DGCIS.4.I.37.
570.

ST ISSUE]

ENT OF COMMERCIAL INTELLIGENCE AND STATISTICS, INDIA

ANNUAL STATEMENT

OF THE

Borne Trade of British India

WITH THE

sh Empire and Foreign Countries

or the fiscal year ending 31st March, 1937

VOLUME I.

rts, and Re-exports of private merchandise and Government Stores, and Imports and Exports of Treasure.

---

ublished by order of the Governor-General in Council

DELHI: MANAGER OF PUBLICATIONS
1938

Price Rs. 16-14 or 27s.

List of Publications of the Department of Commercial Intelligence and Statistics, India.

Publications noted below are obtainable from—In India and Abroad excluding Europe and America—The Manager of Publications, Civil Lines, Delhi: Sale Depôt at 8, Hastings Street, Calcutta. In Europe and America:—The Secretary to the High Commissioner for India, "India House," Aldwych, London, W. C. 2. Also from all Agents for the sale of Government publications. Remittances should be made either through a bank or by postal or money order and should include forwarding (*i.e.*, Packing and Postage) charges where indicated in brackets after the price.

Subscriptions are accepted in terms of the official financial year, or, in the case of subscribers enlisting themselves within the currency of the year, for periods which do not extend beyond the close (*i.e.*, 31st March) of the year.

[All communications regarding supply on payment and subscriptions and all payments for subscriptions and advertisements should be made direct to any of the aforesaid officers as the case may be.]

WEEKLY.

1. *Indian Trade Journal* (Estd. 1906).—Issued on Thursdays. Annual, half-yearly and quarterly rates of subscription with Supplements and quarterly index:—Indian (including postage): R18, R9, R4-8 and Foreign (including postage) (*a*) Europe and America: R23, R11-8, R5-12, and (*b*) others: R22, R11, R5-8, respectively. Single copies (excluding postage):—Current issue As. 6; Back numbers, when available, for any number over three months old R1 each; Foreign (including (postage):—9 As. and R1-3 for current and back issues respectively.

[Orders may be placed, with prepayment, for particular issues of the Journal, *e.g.*, issues containing Crop Forecasts or those having special supplements.]

MONTHLY.

2. Accounts relating to the Sea-borne Trade and Navigation of British India for December, 1937. R1-6 or 2*s.* 3*d.* Yearly subscription R16-8 *post free.*
3. Monthly Statistics of Cotton Spinning and Weaving in Indian Mills, September, 1937. As. 10 or 1*s.* Yearly subscription R7-8 *post free.*
4. Monthly Statistics of the Production of certain Selected Industries of India, September, 1937. As. 2 or 3*d.*
5. Indian Customs Revenue for December, 1937. One anna or 1½*d.* Yearly subscription As. 12 *post free.*
6. Joint Stock Companies registered in British India and in the Indian States of Hyderabad, Mysore, Baroda and Travancore, September, 1937. As. 10 or 1*s.*
7. Trade at stations adjacent to Land Frontier Routes for October, 1937. As. 14 or 1*s.* 6*d.*
8. Raw Cotton Trade Statistics (Rail and River) for October, 1937. R1-12 or 3*s.*
9. Exports of Indian Artware and Sports Goods for November, 1937. R1-2 or 2*s.*
10. Trade Statistics relating to the Maritime States in Kathiawar and the State of Travancore for October, 1937. R3-6 or 5*s.* 9*d.*
11. Accounts relating to the Coasting Trade and Navigation of British India for October, 1937. R4 or 6*s.* 9*d.*
12. Accounts relating to the Inland (Rail and River-borne) Trade of India for August, 1937. R2-2 or 4*s.*

QUARTERLY.

13. Wholesale prices of certain staple articles of trade at selected stations in India during the months of October to December, 1937. (No. 4 of 1937.) As. 5 or 6*d.*

ANNUAL.

14. Review of the Trade of India in 1936-37 (63rd issue). R3-8 or 4*s.* 6*d.*
15. Accounts relating to the Sea-borne Trade and Navigation of British India for the calendar year 1936. R2 or 3*s.* 6*d.* (2*a.*)
16. Annual Statement of the Sea-borne Trade of British India with the British Empire and Foreign Countries:—
    Vol. I.—Abstract and detailed Tables of Imports and Exports for 1935-36 (70th issue). R17 or 27*s.* (R1-10.)
    Vol. II.—Abstract and detailed Tables of Trade and Shipping with each country and at each Port, and Tables relating to the trade of the French Possessions in India for the fiscal year ending 31st March, 1936 (70th Issue). R14-2 or 22*s.* 6*d.*
17. Statistical Abstract for British India (with Statistics, where available, relating to certain Indian States) from 1924-25 to 1933-34 (13th issue). R4-12 (10*a.*)
18. Agricultural Statistics of India:—
    Vol. I.—British India—for 1934-35 (51st issue). R7 or 11*s.* 6*d.* (4*a.*)
    Vol. II.—Indian States—for 1934-35 (51st issue). R5-10 or 9*s.* 3*d.*
19. Agricultural Statistics of British India (Provisional), 1935-36 (22nd issue). As. 7 or 9*d.* (1*a.*)
20. Estimates of Area and Yield of Principal Crops in India, 1935-36. (38th issue). R1-4 or 2*s.* (3*a.*)
21. Indian Tea Statistics, 1935. (41st issue.) As. 10 or 1*s.* (2*a.*)
22. Indian Coal Statistics, 1935. (29th issue.) R1 or 1*s.* 9*d.* (2*a.*)
23. Indian Rubber Statistics, 1935. (17th issue.) As. 5 or 6*d.* (6*p.*)
24. Indian Coffee Statistics, 1935-36. (17th issue.) As. 5 or 6*d.* (1*a.*)
25. List of cotton pressing factories with names of owners and particulars of marks allotted to them in the different provinces of British India and certain Indian States for the season 1936-37. (12th issue.) As. 12 or 1*s.* 3*d.* (1*a.*)
26. Joint Stock Companies in British India and in the Indian States of Hyderabad, Mysore, Baroda, Gwalior, Indore and Travancore, 1933-34 (20th issue). R7-2 or 11*s.* 0*d.* (6*a.*)
27. Statistical Tables relating to Banks in India, 1935 (22nd issue). R8 or 7*s.*
28. Statistical Statements relating to the Co-operative Movement in India during the year 1935-36 (18th issue). R1-8 or 2*s.* 6*d.*

BIENNIAL.

29. Large Industrial Establishments in India, 1935 (13th issue). R5-4 or 8*s.* 6*d.*

QUINQUENNIAL.

30. Quinquennial Report on the average yield per acre of principal crops in India for the period ending 1931-32. R1-14 or 3*s.* 3*d.* (2*a.*)
31. Live-stock Statistics, India, 1935. R1 or 1*s.* 9*d.* (1*a.*)
32. Index Numbers of Indian Prices, 1861—1931 (3rd issue). R1-2 or 2*s.* (5*a.*) Addenda for 1932, 1933, 1934 and 1935 are available. Price Anna 1 each or 1½*d.* (1*a.*)
33. Accounts of the Trade of the Portuguese Possessions in India for the nine calendar years 1926-34. (Supplement to Vol. II of the Annual Statement of the Sea-borne Trade of British India:) Rs. 2-14 or 5*s.*
34. Quinquennial Catalogue of the Commercial Library corrected up to 30th April, 1932. R8 or 13*s.* 6*d.* First Supplement to the catalogue brought up to December, 1933. R1-6 or 2*s.* 3*d.* Second supplement brought up to July, 1935. R1-8 or 2*s.* 6*d.* Third supplement brought up to July, 1936. R2-8 or 4*s.* 6*d.*

PERIODICAL.

35. Crop Forecasts. (The due months are in brackets.) (Also published in the *Indian Trade Journal, vide* item No. 1).
    Rice.—1st (October), 2nd (December), Final (February). As. 3 or 4*d.*
    Wheat.—1st (January), 2nd (March), 3rd (April), 4th (May), Final (August). As. 3 or 4*d.*
    Cotton—1st (August), 2nd (October), 3rd (December), Final (February), Supplementary (April). As. 3 or 4*d.*
    Linseed, Rape and Mustard (*Winter oilseeds*)—1st (January), 2nd (March), Final (June). As. 4 or 5*d.*
    Sesamum (*til* or *jinjili*)—1st (September), 2nd (October), Final (January), Supplementary (April). As. 3 or 4*d.*
    Groundnut—1st (August), 2nd (October), Final (February). As. 2 or 3*d.*
    Castorseed—February. As. 3 or 4*d.*
    Sugarcane—1st (August), 2nd (October), Final (February). As. 2 or 3*d.*

MISCELLANEOUS.

36. Cotton Map of India, No. 1.—Showing the different varieties of cotton grown in the different districts and States in India. R1 or 1*s.* 9*d.* (1*a.*)

[*All communications relating to the supply of Maps on payment should be addressed to the Officer-in-Charge, Map Record and Issue Office, 13, Wood Street, Calcutta.*]

37. Crop Atlas of India. (1925 Edition.) R3-4 or 5*s.* 9*d.* (6*a.*)
38. Alphabetical Index of the Commodities that enter into the Foreign Sea-borne Trade of British India. R7-8 or 12*s.* (6*a.*)
39. Directory of exporters of Indian produce and manufactures (8th edition). As. 8 or 10*d.* (3*a.*)

*SPECIAL SUPPLEMENTS TO THE "*Indian Trade Journal*".

40. Review of the Sugar Industry of India, 1935-36. Annas 6 or 8*d.* (Supplement to the issue of 6th May, 1937.)
41. Note on Tobacco. As. 2 or 3*d.* (1*a.*) (Supplement to the issue of 24th September, 1931.)
42. Glossary of Raw Cotton Trade Terms. Anna 1 or 1½*d.* (1*a.*) (Supplement to the issue of 21st June, 1928.)
43. Glossary of Terms relating to Hand-made Cotton Fabrics. As. 2 or 3*d.* (1*a.*) (Supplement to the issue of 3rd July, 1930.)
44. Glossary of Terms relating to Hides, Skins and Leather. As. 8 or 10*d.* (1*a.*) (Supplement to the issue of 12th January, 1933.)
45. Glossary of terms relating to Cotton Manufactures (Mill-made) As. 4 or 5*d.* (1*a.*) (Supplement to the issue of 11th July, 1935.)
46. Indian Customs Tariff (14th issue). Reprint of the first and second Schedules appended to the Indian Tariff Act, XXXII of 1934 (as in operation on 1st January, 1938), showing the rates of Customs duties levied on goods imported into, and exported from, British India, together with the tariff values fixed for certain articles under Government of India, Commerce Department, Notification No. 73-T. (7)/37, dated the 11th December, 1937, for the purpose of assessment of Customs duties during the twelve months January to December, 1938. As. 3 or 4*d.* (Supplement to the issue of 16th December, 1937.)

Publications issued by the Statistical Research Branch of the Department of Commercial Intelligence and Statistics, India.

47. Monthly Survey of Business Conditions in India, November, 1937. R1-10 or 2*s.* 9*d.*

[*All communications relating to the free supply of Statistical Research Branch publications should be addressed direct to the Director-General of Commercial Intelligence and Statistics, Statistical Research Branch, Simla or New Delhi (during cold weather).*]

* Supplied free along with the copies of the "*Indian Trade Journal*".

SEVENTY-FIRST ISSUE]

DEPARTMENT OF COMMERCIAL INTELLIGENCE AND STATISTICS, INDIA

ANNUAL STATEMENT

OF THE

Sea-Borne Trade of British India

WITH THE

British Empire and Foreign Countries

For the fiscal year ending 31st March, 1937

VOLUME I.

Imports, Exports, and Re-exports of private merchandise and Government Stores, and Imports and Exports of Treasure.

Published by order of the Governor-General in Council

DELHI: MANAGER OF PUBLICATIONS
1938

[No. 3244.]

Volume I.

CONTENTS.

TABLES RELATING TO THE SEA-BORNE TRADE OF BRITISH INDIA.

No. of Table.		Page.
	Charts illustrating—	
	1. The Foreign Sea-Borne Trade of British India:	
	(*a*) During the last ten years as compared with averages of the pre-war, war and post-war periods	i
	(*b*) During the last 70 years (1864-69 to 1929-34)	ii
	2. (*a*) Variations in the values of Principal articles in the Import Trade of British India during the last ten years as compared with averages of the pre-war, war and post-war periods	iii
	2. (*b*) Variations in the values of Principal articles in the Export Trade of British India during the last ten years as compared with averages of the pre-war, war and post-war periods	iv
	Introductory Note	v—viii
1	**Total Trade: Value**	1
2	**Private Merchandise: From and to British Empire and Foreign Countries:** Total Imports, Exports, and Re-Exports	2
3	**Private Treasure: From and to British Empire and Foreign Countries:** Total Imports and Exports	2
4	**Private Merchandise: Summary of Imports—From British Empire and Foreign Countries**	3
	—From British Empire	5
	—From Foreign Countries	7
5	Exports—To British Empire and Foreign Countries	9
	—To British Empire	11
	—To Foreign Countries	13
6	Re-Exports—To British Empire and Foreign Countries	15
	—To British Empire	17
	—To Foreign Countries	19
7	**Private Merchandise: Principal Countries: Imports**	21
8	" Exports	24
9	" Re-Exports	27
10	**Articles and Countries: Imports: Quantity and Value**	29
11	" Exports: Quantity and Value	522
12	" Re-Exports: Quantity and Value	752
13	**Government Stores:** " Imports: Quantity and Value	846
14	" Exports: Quantity and Value	877
15	" Re-Exports: Quantity and Value	885
15A	**Opium and other dangerous drugs:** " Imports: Quantity and Value	893
15B	" Re-exports: Quantity and Value	898
15C	" Exports: Quantity and Value	900
16	**Treasure: Gold coin and bullion: Imports and Exports**	903
17	Description of Imports and Exports	904
18	**Silver coin and bullion: Imports and Exports**	905
19	Description of Imports and Exports	907
20	**Gold and Silver coin and bullion: Imports and Exports**	907
20A	**Currency notes: Imports and Exports**	909
21	**Gold, Silver and Currency notes: Share of Provinces**	910
	Appendix A.—Alterations in the Annual Statement of Trade	917
	Appendix B.—List of countries the trade with which is separately recorded in the Annual Statement	919
	Index	921

CHART 1.

Foreign Sea-borne Trade of British India.

(a) During the last ten years as compared with averages of the pre-war, war and post-war periods.

(Private and Government.)

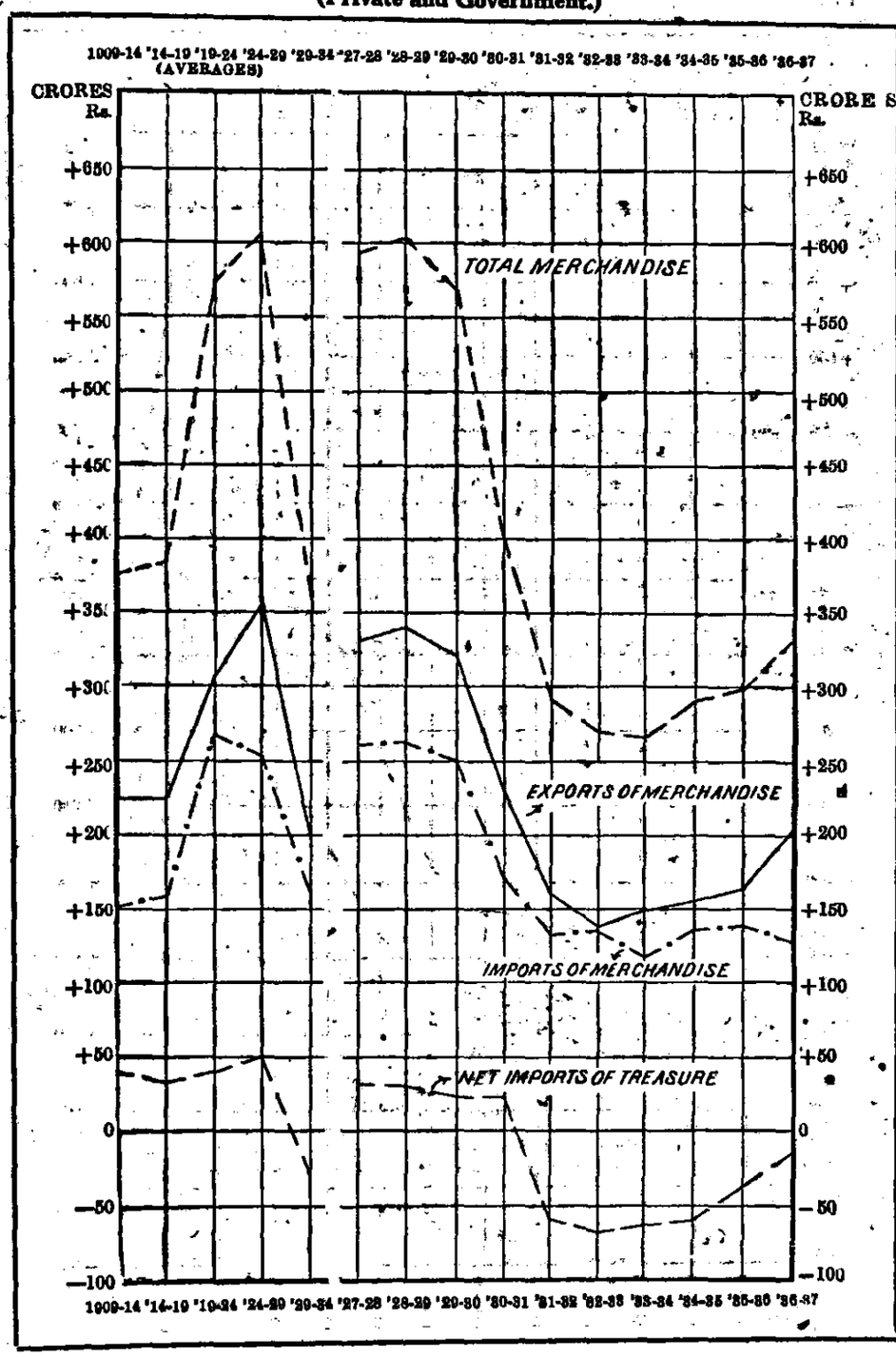

CHART 1.

Foreign Sea-borne Trade of British India.
(*b*) During the seventy years (1864-65 to 1929-34). Quinquennial Averages.
(Private and Government.)

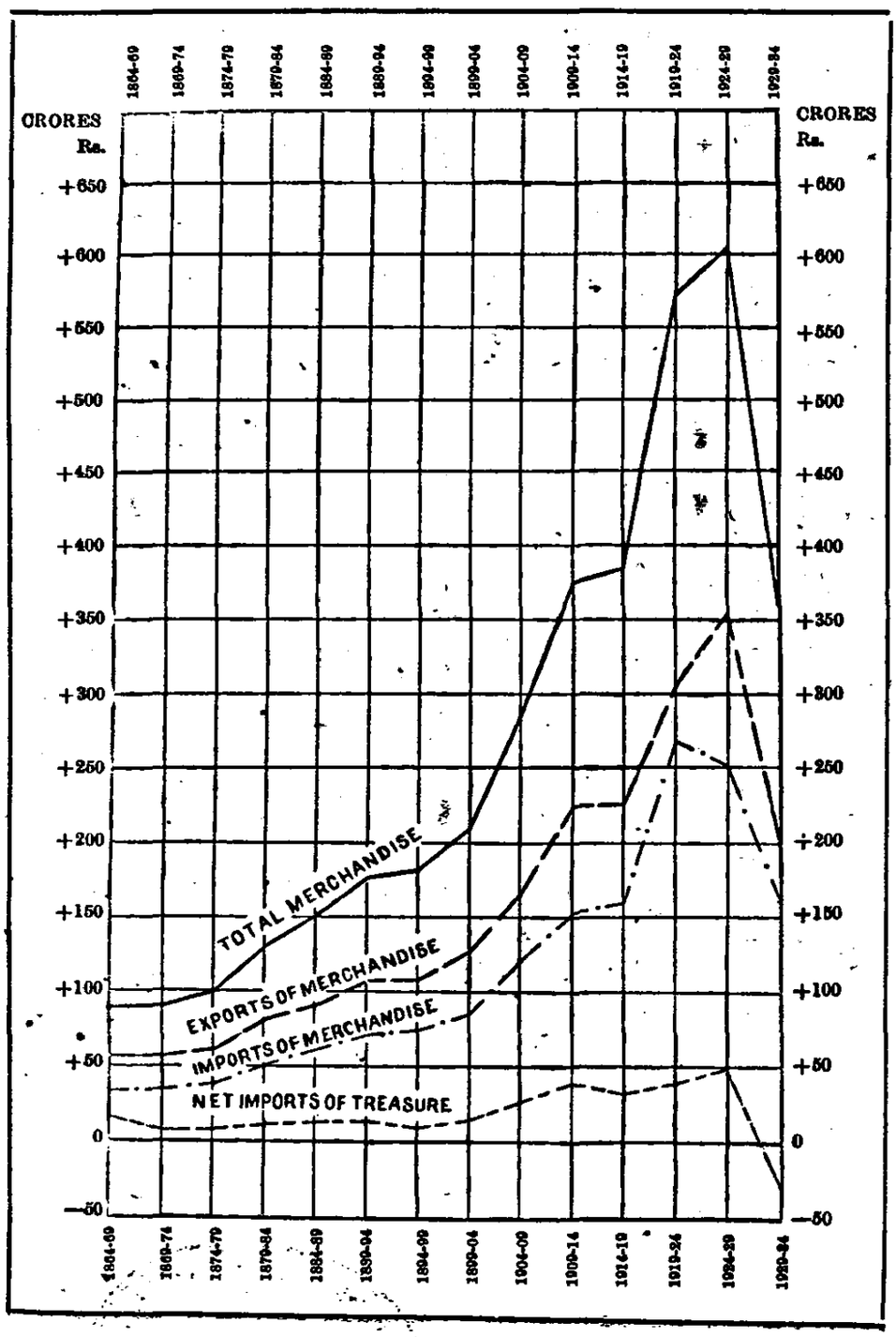

CHART 2.

(*a*) Variations in the values of principal articles in the import trade of British India during the last ten years as compared with averages of the pre-war, war and post-war periods.

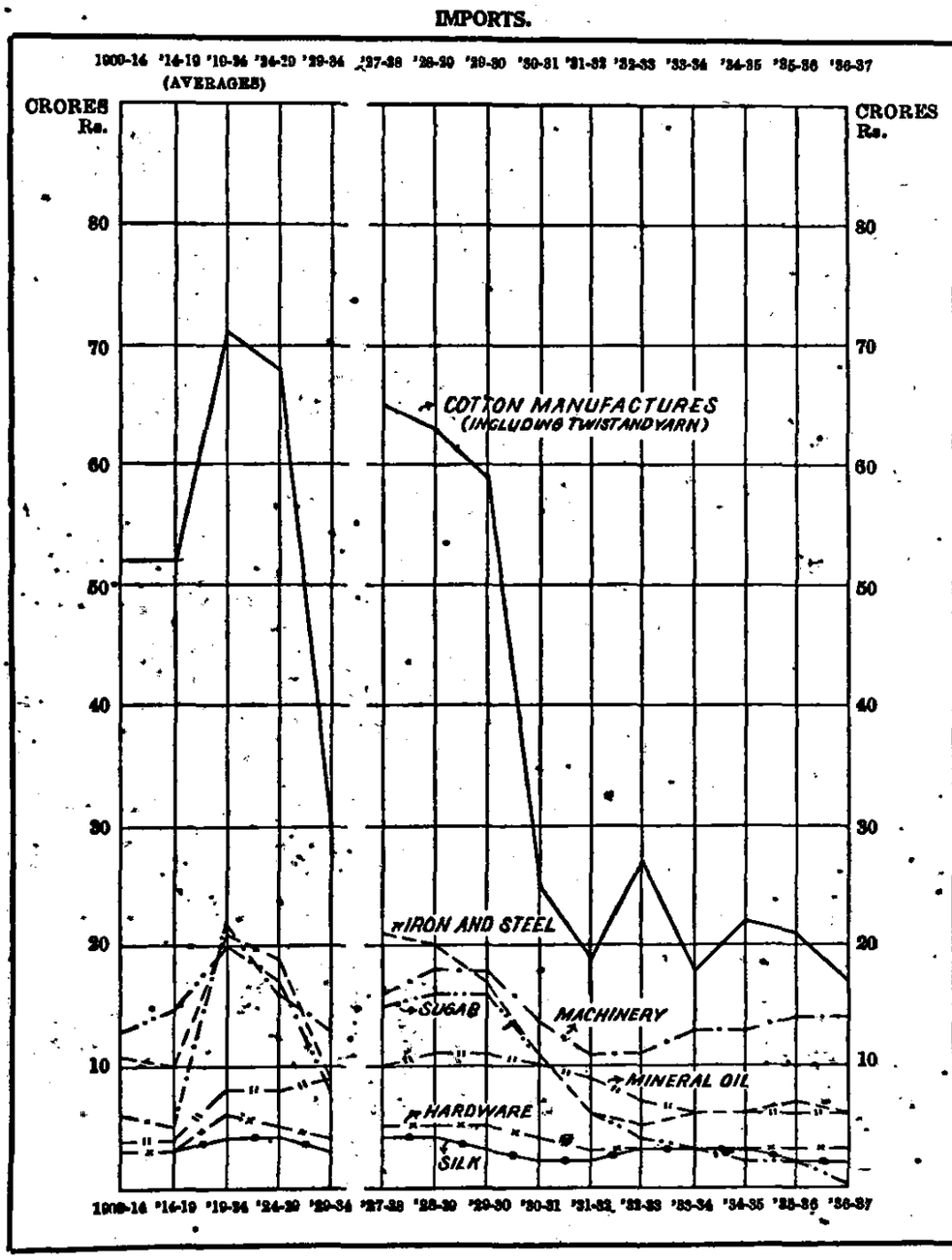

CHART 2.

(*b*) Variations in the values of principal articles in the export trade of British India during the last ten years as compared with averages of the pre-war, war and post-war periods.

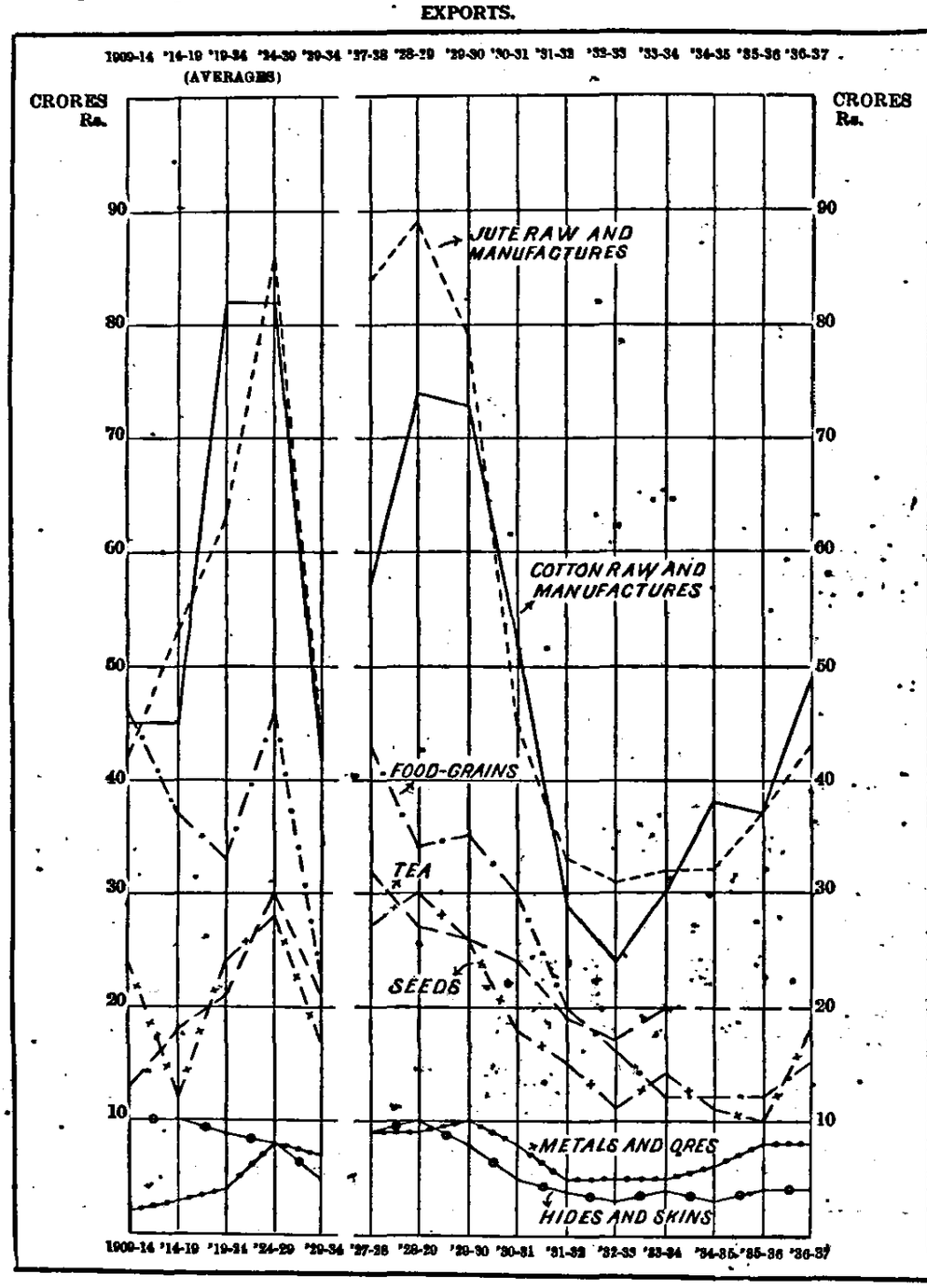

INTRODUCTORY NOTE.

1. Scope of the Returns.—The Annual Statement of the Foreign Sea-borne Trade of British India is published in two volumes:—Volume I contains the abstract and detailed tables of imports and exports of each commodity and Volume II, the abstract and detailed tables of trade and shipping with each country and at each port, together with the tables relating to the trade of the French Possessions in India. Tables relating to the trade of Aden which used to be incorporated in Volume II of this publication are now available as a separate publication entitled "Trade and Navigation Report of Aden." Tables relating to the trade of the Portuguese Possessions in India are also issued from time to time as supplements to these publications while tables relating to the trade of Kathiawar and Travancore ports are published separately by this department every month.

2. Nature of the Trade recorded.—The trade dealt with in the Sea-borne Trade Accounts is the trade with foreign countries registered at British Indian ports during the fiscal year ending the 31st March. The trade registered at British Indian ports can hardly be said to be that of British India only, it is rather the trade of the whole of India and Burma.

3. Statistical year.—All tables in this volume cover the five official years, April to March, 1932-33 to 1936-37, except table 21 which shows figures for 1936-37 only.

4. Abstract Tables.—The summary tables in this volume show, first (tables 1, 2 and 3), the total value of imports, exports and re-exports as a whole, and secondly (tables 4 to 6), the total value of the imports, exports and re-exports of the principal articles, classified in groups under the following five main heads* :—.

I. Food, Drink and Tobacco,

II. Raw Materials and Produce and Articles Mainly Unmanufactured,

III. Articles Wholly or Mainly Manufactured,

IV. Living Animals, and

V. { Postal Articles not specified (under Imports),
{ Postal Articles (under Exports).

(The revised classification above given has been introduced with effect from 1st April, 1922, in the trade accounts of British India.)

Imports from and exports to British Dominions and Possessions† are distinguished from those from and to Foreign Countries, and exports are divided into "Exports of Indian merchandise" and "Re-exports of British and Foreign merchandise." The term "Indian merchandise" comprises all goods which are the growth, produce, or manufacture of India. Indian merchandise is distinguished from British and Foreign merchandise in the declaration of shippers made in the shipping bills from which trade statistics are compiled.

Tables 7 to 9 show the total value of imports, exports and re-exports from and to each principal country. Tables 10 to 12 of the corresponding volumes for earlier years, showing the total imports, exports and re-exports, have been omitted from this volume with effect from 1932-33 issue as these statistics are readily available from the detailed tables of imports, exports and re-exports.

Appendix B of the earlier volumes has also been omitted.

5. Detailed Tables.—Table 10 shows the quantity and value of imports of articles, both dutiable and free, from the principal and other countries of consignment and the shares of the maritime provinces. The articles are arranged in alphabetical order, provision being made for grouping together within the alphabetical order such articles as are related industrially or commercially. Certain articles are recorded in value only, but in most cases both the quantities and values are recorded.

*From 1936-37 dutiable articles, imported as baggage not elsewhere specified, are included under class V.

† Including Protectorates and Mandated Territories.

Tables 11 and 12 show in the same order the exports to the principal and other countries of articles of Indian merchandise and of Foreign merchandise respectively.

The trade in each article with each country is recorded separately in these tables when its value is R5,000 or more. If the value of the trade with any country in any particular article is less than R5,000, it is generally grouped under one of the heads—"Other British Possessions" or "Other Foreign Countries."

Government Stores.—Imports and exports of Government stores are separately recorded.

Tables 13, 14 and 15 show the quantity and value of imports, exports and re-exports of Government stores. The accounts of goods exported do not include goods bought by Government and shipped on Government or chartered vessels.

Treasure.—Imports and exports of gold and silver coin and bullion are also recorded separately and are not included in the tables relating to merchandise. Imports of gold by letter post are registered with effect from April, 1924, and included in the accounts. The transactions in issued currency notes are, with effect from April, 1922, registered separately under treasure.

Tables 16 to 21 show the imports and exports of gold and silver coin and bullion and of currency notes from and to each country. Bullion, coin and currency notes are excluded from all general tables of imports and exports.

6. Explanation of Imports and Exports.—The tables relating to imports refer to goods landed, whether they are intended for home consumption, bonding, or re-exportation. Goods landed and afterwards re-exported are therefore included under "imports," even though imported on a through bill of lading, unless they are removed under bond from the importing to the exporting ships at the same or another port (when they are omitted from the general tables of imports and re-exports) because the accounts exclude transhipment trade at ports. Goods are seldom imported to be improved, and the "improvement" trade, such as is recognised in the statistics of some other countries, is not distinguished.

Transhipment Trade.—Indian ports are not transhipment centres for foreign countries to any considerable extent, and the trade returns accordingly take no account of merchandise transhipped.

Passengers' baggage.—Imports of passengers' baggage are not included in the trade statistics unless they are dutiable. From April 1936 dutiable articles imported as passengers' baggage have been grouped together under a separate head at the end of the import tables except in the case of (*a*) firearms, cartridges and other arms and ammunition, (*b*) wireless sets, (*c*) instruments, apparatus and appliances, (*d*) liquors and spirits, (*e*) furniture and carpets, (*f*) jewellery, (*g*) silverware and plated ware including silver and plated cutlery and (*h*) vehicles including motor cars which continued to be included under the appropriate heads and sub-heads specified in the import returns.

Ship's Stores.—Ship's stores are not included in the trade statistics except the imports on which duty is paid and the exports on which drawback is claimed.

Bunkers.—Coal and oil taken for use on board ships engaged in foreign trade are shown separately in the general tables of Exports or Re-exports according as they are of Indian or foreign origin.

Petrol and Lubricating Oil.—Petrol and lubricating oil shipped in aircrafts for consumption during the outward journey have been shown separately in the general tables of Exports or Re-exports according as they are of Indian or foreign origin.

Parcel Post.—Imports from and Exports to foreign countries by parcel post are included in the returns; dutiable articles imported by letter post are also included, but the contents of foreign letters despatched are not registered. Imports by parcel post of goods, whether dutiable or not, are not classified according to their nature, with the exception of the items noted in the following paragraph, but are separately recorded at the end of the tables and are entered by value only. Exports by parcel post are treated in the same way as imports by parcel post, and the values shown are approximate only.

From April, 1922, imports by post (including letter packets, registered and ordinary) of jewellery, precious stones, gold and silver thread, cigarettes, and cinematograph films, referred to Collectors of Customs for assessment, are being included with their appropriate heads and sub-heads in the import trade returns. From April 1936 watches imported by post are also being similarly included under the appropriate head.

Special Statistics.—At the instance of the Advisory Committee of the League of Nations on traffic in opium, etc., three separate tables 15A, 15B and 15C have been introduced showing the imports, re-exports and exports of opium and other dangerous drugs into and from British India during the years 1932-33 to 1936-37.

7. Countries to which Imports and Exports are credited.—Throughout the tables in this volume *Imports* are classified as received from the countries whence they were *consigned* to British India, and not, as in the corresponding volumes for 1910-11 and earlier years, as received from the countries whence they were shipped direct to India. The *countries of consignment* are the countries from which the goods have come, whether by land and sea or by sea only, without interruption of transit save in the course of transhipment or transfer from one means of conveyance to another.

The countries whence goods are consigned are not in all cases the countries of actual origin or in the case of manufactured goods the countries in which the processes of manufacture were conducted or completed, since goods produced in one country may be purchased by a firm in another country and thence despatched, after a longer or shorter interval, to India. In such a case the second country would be the country of consignment, to which the goods would be credited in these tables.

Exports are credited in the tables to the country of *final destination, i.e.*, the country to which they are consigned, whether that country possesses a seaboard or not, and not, as before, to the country containing the port of discharge as declared by the exporter in the shipping bills, whether carried there direct or after transhipment. The *country of final destination* is the country to which goods exported from India are intended to pass, whether by sea and land or by sea only, without interruption of transit save in the course of transhipment or transfer from one means of conveyance to another.

In all tables of Volumes I and II where trade is shown according to countries, the countries included in the British Empire have been grouped separately from Foreign Countries, excepting in tables 4 to 7, 10 and 13 of Volume II, where geographical arrangement within the Continent is followed, and in tables 15A, 15B and 15C of Volume I exhibiting special statistics of the imports and exports of dangerous drugs.

8. Method of ascertaining Quantities and Values of Imports and Exports.—The statements of both quantities and values are based on the declarations of importers in Bills of Entry and of exporters in Shipping Bills as subsequently checked by the Customs officials. The quantities are not recorded in every case, but where goods are entered by weight, the quantities given represent the *net* weight exclusive of packages, sacks, casks, tins, bottles, etc., in which they may be contained or of reels on which they may be wound. In certain cases, number, gallon, or yard is the denomination employed. Piece-goods are shown by linear yards, oil-cloth and floor-cloth by square yards, and liquors and oils generally by gallons. When weight is the prescribed denomination, different units (tons, cwts., lbs., and ozs.) are specified according to the nature of various articles and the different trade practice. According to the provisions of the Indian Sea Customs Act VIII of 1878 (Section 30), the values of goods imported or exported are based on wholesale market prices, and represent—

(*a*) the wholesale cash price, less trade discount, for which goods of the like kind and quality are sold, or are capable of being sold, at the time and place of importation or exportation, as the case may be, without any abatement or deduction whatever, except (in the case of goods imported) of the amount of the duties payable on the importation thereof; or

(*b*) where such price is not ascertainable, the cost at which goods of the like kind and quality could be delivered at such place without any abatement or deduction, except as aforesaid.

In the tables of Imports and Exports of Treasure, the weight of gold has been shown in 'fine ounces' and that of silver in 'standard ounces,' the latter meaning the British Standard ($\frac{37}{40}$ fine); while the value of both gold and silver imported and exported, whether on private or on Government account, represents the market value at the time and place of import or export, except in the case of Government of India rupees and currency notes of which the face value is shown. The practice before April, 1921, was not uniform at all the ports.

9. Unenumerated goods.—Unenumerated goods, *i.e.*, goods not separately specified, are divided into "Unmanufactured" and "Manufactured" [Classes II (Group S) and III (Group U) respectively] and are placed in the tables of imports and exports after all other goods recorded. These goods are entered by value only.

10. Charts.—Charts are annexed to illustrate the variations in the total imports and exports of merchandise and in the net imports or exports of treasure, and also the variations in the values of principal articles in the import and export trade.

11. List of Countries.—A complete list of all the countries, the trade with which is separately recorded, is shown in Appendix B. This list was revised on the lines prescribed by the Committee set up in terms of Article 8 of the International Convention relating to Economic Statistics with effect from April, 1933.

12. Index.—An index to the articles alphabetically arranged, specified in the tables of Imports, Exports and Re-exports, is given at the end of the volume.

13. Calendar Year Accounts.—The particulars of the import and export trade of British India in principal articles for the calendar year are also published annually.

J. MATTHAI,
Director-General.

DEPARTMENT OF COMMERCIAL INTELLIGENCE AND STATISTICS, INDIA;
Calcutta, dated 15th September, 1937.

TABLES

RELATING TO

THE SEA-BORNE TRADE OF BRITISH INDIA

Note.—The Fiscal Year commences on the 1st April and ends on the 31st March.

ABSTRACT TABLES

TOTAL VALUE OF THE IMPORT AND EXPORT TRADE OF BRITISH INDIA

No. 1.

VALUE of TOTAL FOREIGN SEA-BORNE TRADE (with the BRITISH EMPIRE and FOREIGN COUNTRIES)

	1932-33	1933-34	1934-35	1935-36	1936-37
	R	R	R	R	R
PRIVATE.					
IMPORTS—					
Merchandise	132,58,43,175	115,35,70,144	132,28,64,658	134,42,32,385	125,24,00,006
Treasure — Gold	1,31,81,391	1,09,94,285	71,93,101	94,95,410	1,60,88,119
Treasure — Silver	1,62,87,315	81,15,456	4,45,08,622	4,46,22,281	13,87,41,437
Treasure — Currency notes	4,36,640	4,48,338	2,14,025	4,18,399	2,37,415
Treasure — TOTAL	2,99,05,346	1,95,57,779	5,19,15,748	5,45,36,090	15,50,66,971
TOTAL IMPORTS	135,57,48,521	117,31,27,923	137,47,80,401	139,87,68,475	140,74,66,977
EXPORTS—					
Merchandise — Indian	132,27,20,964	147,25,06,820	151,66,97,497	160,52,36,994	196,12,46,151
Merchandise — Foreign	3,21,93,446	3,41,73,569	3,54,56,716	3,76,54,762	6,24,07,336
Merchandise — TOTAL	135,49,14,410	150,66,80,389	155,21,54,213	164,28,91,756	202,36,53,487
Treasure — Gold	66,84,09,347	58,15,20,246	53,25,67,708	38,30,55,365	29,45,49,248
Treasure — Silver	90,02,713	79,78,568	4,07,00,902	3,18,84,541	28,47,436
Treasure — Currency notes	17,80,078	23,80,044	39,03,590	33,23,303	26,43,630
Treasure — TOTAL	67,91,92,138	59,18,98,458	57,72,62,200	41,82,63,209	30,00,40,314
TOTAL EXPORTS	203,41,06,548	209,85,78,842	212,94,16,413	206,11,54,965	232,36,93,80
TOTAL IMPORTS AND EXPORTS (PRIVATE)					
Merchandise	268,07,57,585	266,02,50,533	287,50,18,866	298,71,24,141	327,60,53,493
Treasure	70,90,97,479	61,14,56,232	62,91,77,948	47,27,99,299	45,51,07,285
TOTAL	338,98,55,064	327,17,06,765	350,41,96,814	345,99,23,440	373,11,60,778
GOVERNMENT.					
IMPORTS—					
Stores	2,43,32,879	1,94,75,278	2,29,60,405	2,34,04,560	2,48,07,826
Treasure — Gold	..	..	..	..	..
Treasure — Silver	7,842	57,436	1,417	1,99,52,479	23,023
Treasure — Currency notes	..	..	..	..	..
Treasure — TOTAL	7,842	57,436	1,417	1,99,52,479	23,023
TOTAL IMPORTS	2,43,40,721	1,95,32,714	2,29,61,822	4,33,57,039	2,48,30,849
EXPORTS—					
Stores — Indian	40,51,654	45,27,614	24,78,007	21,31,251	9,76,061
Stores — Foreign	3,68,045	5,07,206	3,39,424	9,44,977	2,65,336
Stores — TOTAL	44,19,699	50,34,820	28,17,431	30,76,228	12,41,397
Treasure — Gold	..	..	..	..	..
Treasure — Silver	2,74,23,395	6,37,65,455	5,77,83,939	3,84,24,938	..
Treasure — Currency notes	..	..	..	..	20,00,000
Treasure — TOTAL	2,74,23,395	6,37,65,455	5,77,83,939	3,84,24,938	20,00,000
TOTAL EXPORTS	3,18,43,094	6,88,00,275	6,06,01,370	4,15,01,166	32,41,397
TOTAL IMPORTS AND EXPORTS (GOVERNMENT)	5,61,83,815	8,83,32,989	8,35,63,192	8,48,58,205	2,80,72,246
GRAND TOTAL IMPORTS					
Merchandise	135,01,76,054	117,30,45,422	134,58,25,058	136,76,36,945	127,72,07,832
Treasure	2,99,18,188	1,96,15,215	5,19,17,165	7,44,88,569	15,50,89,994
TOTAL	138,00,39,242	119,26,60,637	139,77,42,223	144,21,25,514	143,22,97,826
GRAND TOTAL EXPORTS					
Merchandise	136,93,34,109	151,17,15,209	155,49,71,644	164,59,67,984	202,48,94,884
Treasure	70,66,15,528	65,56,03,908	63,50,46,130	45,66,83,147	30,20,40,314
TOTAL	206,59,49,637	216,73,79,117	219,00,17,783	210,26,56,131	232,69,35,198
TOTAL SEA-BORNE TRADE	344,60,38,879	336,00,39,754	358,77,60,006	354,47,81,645	375,92,33,024

No. 2.

VALUE of the TOTAL IMPORTS, EXPORTS, and RE-EXPORTS of MERCHANDISE (private) from and to the BRITISH EMPIRE and FOREIGN COUNTRIES, RESPECTIVELY.

	1932-33	1933-34	1934-35	1935-36	1936-37
MERCHANDISE—					
Imports:	R	R	R	R	R
Consigned from—					
British Empire	59,38,23,561	57,70,50,516	65,34,67,695	65,50,86,701	61,66,93,366
Foreign Countries	73,20,19,614	57,65,19,628	66,98,76,958	68,85,45,684	63,57,06,640
TOTAL	132,58,43,175	115,35,70,144	132,33,44,653	134,42,32,385	125,24,00,006
Exports (Indian): Consignments to—					
British Empire	59,66,86,956	63,14,77,661	68,86,90,594	73,95,86,492	89,46,10,458
Foreign Countries	72,60,84,006	79,10,29,159	82,50,06,903	86,56,50,502	106,66,35,693
TOTAL	132,27,20,964	147,25,06,820	151,66,97,497	160,52,36,994	196,12,46,151
Exports (Foreign): Consignments to—					
British Empire	1,76,67,611	1,71,71,511	2,16,48,521	2,26,64,886	4,38,74,814
Foreign Countries	1,45,25,824	1,70,02,058	1,38,08,195	1,49,89,876	1,90,32,582
TOTAL	3,21,93,446	3,41,73,569	3,54,56,716	3,76,54,762	6,24,07,396
Exports and Re-exports (Total): Consignments to—					
British Empire	61,43,04,580	69,86,49,172	71,03,39,115	76,22,51,378	93,79,85,272
Foreign Countries	74,06,09,830	80,80,31,217	84,18,15,098	88,06,40,378	108,56,68,215
TOTAL	135,49,14,410	150,66,80,389	155,21,54,213	164,28,91,756	202,36,53,487
Imports, Exports, and Re-exports (Total)—					
Consigned from and to British Empire	120,81,28,141	127,56,99,688	136,38,26,810	141,79,38,079	155,46,78,638
Foreign Countries	147,26,29,444	138,45,50,845	151,11,92,056	156,91,86,062	172,13,74,855
TOTAL	268,07,57,585	266,02,50,533	287,50,18,866	298,71,24,141	327,60,53,493

No. 3.

VALUE of the TOTAL IMPORTS and EXPORTS of TREASURE (private) from and to the BRITISH EMPIRE and FOREIGN COUNTRIES, RESPECTIVELY.

	1932-33	1933-34	1934-35	1935-36	1936-37
TREASURE—					
Imports:	R	R	R	R	R
Consigned from—					
British Empire	1,86,25,750	1,34,68,572	2,35,43,061	4,88,94,091	15,11,79,437
Foreign Countries	1,15,79,596	60,89,207	2,83,72,687	56,41,999	38,87,534
TOTAL	2,99,05,346	1,95,57,779	5,19,15,748	5,45,36,090	15,50,66,971
Exports:					
Consignments to—					
British Empire	40,28,06,936	45,24,15,666	39,49,95,084	26,91,72,493	13,04,99,475
Foreign Countries	27,63,85,197	13,94,82,787	15,22,67,116	14,90,90,716	16,95,40,839
TOTAL	67,91,92,133	59,18,98,453	57,72,62,200	41,82,63,209	30,00,40,314
TOTAL IMPORTS AND EXPORTS	70,90,97,479	61,14,56,232	62,91,77,948	47,27,99,299	45,51,07,285

No. 4.

SUMMARY of the VALUE of the IMPORTS of MERCHANDISE CONSIGNED from the BRITISH EMPIRE and FOREIGN COUNTRIES

	1932-33	1933-34	1934-35	1935-36	1936-37
	R	R	R	R	R
I.—FOOD, DRINK AND TOBACCO—					
A. Fish (*excluding* canned fish)	13,66,234	15,05,129	16,56,845	19,34,212	17,80,084
B. Fruits and Vegetables	1,16,56,578	1,00,13,683	1,29,98,727	1,33,41,041	1,41,69,351
C. Grain, Pulse and Flour	70,97,947	83,70,161	2,66,45,395	1,62,49,171	72,01,118
D. Liquors	1,80,00,080	1,79,30,225	1,85,87,774	1,98,63,500	1,91,96,622
E. Provisions and Oilman's stores	2,92,87,375	2,71,55,887	2,89,05,621	3,11,87,002	3,20,21,810
F. Spices	1,72,49,823	1,55,66,820	1,55,49,168	1,61,77,256	1,87,75,466
G. Sugar	4,22,87,198	2,70,97,033	2,10,85,276	1,90,73,049	23,91,129
H. Tea	34,62,924	25,13,150	17,12,630	24,97,308	18,15,575
I. Other Food and Drink	80,96,844	50,59,115	53,28,166	57,55,549	61,14,461
J. Tobacco	96,93,596	72,14,621	61,82,439	61,56,052	80,82,734
TOTAL, CLASS I	14,81,98,599	12,24,25,824	13,86,52,041	13,22,34,140	11,15,48,350
II.—RAW MATERIALS AND PRODUCE AND ARTICLES MAINLY UNMANUFACTURED—					
A. Coal	6,46,300	9,16,986	9,17,302	9,49,124	11,31,665
B. Other Non-metallic mining and quarry products and the like	1,26,27,503	1,13,16,887	86,99,270	94,08,261	1,42,47,730
C. Fodder, Bran and Pollards	1,23,997	68,320	1,34,732	95,120	1,16,929
D. Gums, Resins and Lac	24,28,788	38,01,747	54,07,457	39,09,217	38,87,721
E. Hides and Skins, raw or undressed	8,62,063	11,91,245	10,37,035	10,00,361	12,03,345
F. Metallic ores and scrap iron or steel for re-manufacture	1,38,836	2,35,644	1,25,028	1,14,786	1,84,853
G. Oils—Vegetable, Mineral and Animal	8,00,01,287	6,75,47,338	6,97,18,635	7,24,54,155	7,25,27,147
H. Oilcakes of all kinds	464	427	739	206	4,128
I. Paper making materials	22,08,879	27,09,730	26,28,245	20,48,300	14,64,397
J. Rubber, raw or crude	70,201	3,76,631	5,46,412	3,37,749	2,04,918
K. Seeds, *including* nuts for oils	33,78,784	43,73,975	44,57,379	81,94,197	1,13,27,092
L. Tallow, Stearine and Wax	26,62,562	21,25,348	23,90,108	29,59,205	37,29,851
M. Cotton, raw and waste	7,25,73,282	3,55,70,694	5,28,39,889	6,73,88,160	5,84,71,991
N. Jute, raw	1,934	3,111	2,300	39,214	871
O. Silk, raw and cocoons	1,17,26,281	71,74,284	57,46,302	57,73,129	64,41,547
P. Wool, raw	42,12,188	34,09,579	41,35,017	44,10,193	59,52,313
Q. Other textile materials	3,71,583	2,70,117	2,83,884	4,18,735	7,21,240
R. Wood and Timber	34,50,071	39,34,514	33,83,237	27,82,023	26,07,686
S. Miscellaneous	73,96,930	71,61,533	87,54,766	92,87,396	99,33,231
TOTAL, CLASS II	20,48,81,933	15,21,88,016	17,12,07,737	19,15,69,531	19,41,58,655

No. 4—*continued*

SUMMARY of the VALUE of the IMPORTS of MERCHANDISE CONSIGNED from the BRITISH EMPIRE and FOREIGN COUNTRIES—continued

	1932-33	1933-34	1934-35	1935-36	1936-37
	R	R	R	R	R
III.—ARTICLES WHOLLY OR MAINLY MANUFACTURED—					
A. Apparel	1,35,98,183	1,29,01,398	1,17,18,964	99,86,646	1,00,91,689
B. Arms, Ammunition and Military Stores	44,14,192	42,96,656	42,71,574	48,91,073	66,09,289
C. Chemicals, Drugs and Medicines	4,89,90,058	4,97,30,816	5,20,82,262	5,61,40,728	5,16,99,983
D. Cutlery, Hardware, Implements and Instruments (*excluding* Electrical Instruments and Apparatus)	4,89,38,069	5,03,87,943	5,43,51,075	5,85,38,804	5,78,26,211
E. Dyes and Colours	3,50,67,852	3,45,27,698	4,09,92,205	4,38,97,871	4,00,93,308
F. Electrical Goods and Apparatus (*other than* Machinery)	2,34,20,444	2,30,81,361	2,81,19,649	3,08,34,365	3,03,61,285
G. Furniture, Cabinetware, and Manufactures of Wood and Timber	34,58,734	31,54,106	43,12,039	48,87,991	44,43,650
H. Glassware and Earthenware	1,92,49,280	1,65,68,865	1,77,48,671	1,85,79,396	1,74,85,685
I. Hides and Skins, tanned or dressed, and Leather	49,48,665	46,53,334	54,19,182	55,13,515	51,10,019
J. Machinery of all kinds, *including* Belting for Machinery	11,16,26,938	13,37,92,637	13,27,54,099	14,37,85,201	14,78,10,967
K. Metals—Iron and Steel and manufactures thereof	5,29,78,155	5,52,17,528	6,37,52,119	7,21,81,448	5,93,91,138
L. Metals *other than* Iron and Steel and manufactures thereof	4,42,31,807	3,95,33,240	4,98,96,379	4,80,35,672	3,72,94,259
M. Paper, Pasteboard and Stationery	3,58,80,944	3,29,40,997	3,41,61,947	3,75,10,247	3,56,85,261
N. Rubber manufactures	1,98,35,291	1,87,58,595	2,05,52,008	2,06,84,647	2,11,24,642
O. Vehicles, *excluding* Locomotives, etc., for Railways	3,81,94,403	4,76,82,726	6,59,99,601	6,92,13,674	6,57,76,163
P. Cotton yarns and manufactures	26,82,79,487	17,74,34,197	21,76,17,719	21,15,34,684	17,48,30,448
Q. Jute "	13,46,603	9,81,853	8,59,894	10,41,096	9,17,135
R. Silk "	3,16,10,400	2,86,85,362	2,79,62,951	2,19,91,541	1,77,45,254
S. Woollen "	2,54,35,068	2,20,83,834	3,45,11,933	2,34,43,582	2,27,41,766
T. Other yarns and textile fabrics	5,05,05,201	3,51,82,364	5,38,51,813	4,75,02,931	5,73,03,339
U. Miscellaneous	6,33,29,535	6,01,86,761	6,41,25,677	6,34,21,853	5,96,25,325
TOTAL, CLASS III	94,53,39,309	85,20,82,719	98,50,91,761	99,36,16,965	92,39,66,816
IV.—LIVING ANIMALS—					
A. Horses	12,89,925	26,51,952	23,15,501	24,20,952	13,26,999
B. Other living Animals	1,89,196	1,60,346	1,78,340	2,21,580	2,40,678
TOTAL, CLASS IV	14,79,121	28,12,298	24,93,841	26,42,532	15,67,677
V.—POSTAL ARTICLES AND BAGGAGE NOT SPECIFIED—					
A. Postal Articles	2,59,44,213	2,40,61,287	2,54,19,273	2,41,69,217	1,98,58,541
B. Articles imported as baggage*	—	—	—	—	12,99,967
TOTAL, CLASS V	2,59,44,213	2,40,61,287	2,54,19,273	2,41,69,217	2,11,58,508
GRAND TOTAL	132,58,43,175	115,35,70,144	132,28,64,653	134,42,32,385	125,24,00,006

* Separately recorded from April 1936.

No. 4—*continued*

SUMMARY of the VALUE of the IMPORTS of MERCHANDISE CONSIGNED from the BRITISH EMPIRE

	1932-33	1933-34	1934-35	1935-36	1936-37
	R	R	R	R	R
I.—FOOD, DRINK AND TOBACCO—					
A. Fish (*excluding* canned fish)	10,51,981	11,79,568	13,20,699	16,00,315	14,57,843
B. Fruits and Vegetables	20,40,418	15,02,393	19,79,838	21,98,150	20,81,408
C. Grain, Pulse and Flour	33,13,125	16,07,085	8,98,935	11,79,248	4,76,232
D. Liquors	1,25,48,305	1,23,70,436	1,25,74,641	1,31,49,925	1,27,40,970
E. Provisions and Oilman's stores	1,89,33,045	2,01,42,034	2,15,85,820	2,35,42,625	2,40,73,239
F. Spices	1,62,95,418	1,45,26,580	1,43,60,812	1,33,59,974	1,57,94,734
G. Sugar	41,59,904	41,22,604	19,17,122	24,87,290	5,32,532
H. Tea	12,65,033	5,65,555	3,78,119	4,74,201	3,21,726
I. Other Food and Drink	46,07,059	38,14,787	40,12,022	41,25,130	46,74,906
J. Tobacco	35,12,585	42,05,563	34,33,326	35,17,098	35,37,926
TOTAL, CLASS I	6,77,26,873	6,40,36,605	6,24,61,384	6,56,33,956	6,56,91,516
II.—RAW MATERIALS AND PRODUCE AND ARTICLES MAINLY UNMANUFACTURED—					
A. Coal	6,29,858	9,00,985	8,27,997	6,00,977	9,10,616
B. Other Non-metallic mining and quarry products and the like	19,11,934	20,36,960	20,51,618	27,28,282	23,28,397
C. Fodder, Bran and Pollards	1,23,967	67,679	1,34,671	93,704	1,16,362
D. Gums, Resins and Lac	18,58,203	28,29,164	39,72,656	22,57,222	24,98,350
E. Hides and Skins, raw or undressed	4,85,820	6,12,668	5,43,748	4,87,916	5,80,460
F. Metallic ores and scrap iron or steel for re-manufacture	51,127	1,76,160	86,588	68,312	80,133
G. Oils—Vegetable, Mineral and Animal	1,57,29,164	1,27,29,292	1,44,09,412	1,70,39,525	1,81,91,641
H. Oilcakes of all kinds	464	427	739	205	4,128
I. Paper making materials	1,22,153	45,842	56,361	1,41,214	34,145
J. Rubber, raw or crude	59,735	3,67,781	4,11,623	2,89,640	1,90,365
K. Seeds *including* nuts for oils	31,93,421	42,19,392	42,60,542	80,25,528	1,10,21,576
L. Tallow, Stearine and Wax	24,05,147	18,93,790	21,19,916	26,64,101	31,14,858
M. Cotton, raw and waste	2,56,94,055	2,33,67,874	3,40,83,344	4,04,74,505	3,84,70,119
N. Jute, raw	3	2,953	1,312	39,214	345
O. Silk, raw and waste	13,87,835	8,38,909	2,24,346	1,41,432	1,64,951
P. Wool, raw	26,72,863	32,47,010	39,37,917	40,40,486	55,80,435
Q. Other textile materials	64,237	8,050	8,471	25,130	48,224
R. Wood and Timber	4,19,742	3,57,765	2,55,328	3,79,682	3,11,722
S. Miscellaneous	53,94,470	54,40,903	67,43,693	71,30,884	70,46,822
TOTAL, CLASS II	6,32,04,198	5,91,43,644	7,41,60,282	8,66,27,959	9,06,93,659

No. 4—*continued*

SUMMARY of the VALUE of the IMPORTS of MERCHANDISE CONSIGNED from the BRITISH EMPIRE—continued

	1932-33	1933-34	1934-35	1935-36	1936-37
	R	R	R	R	R
III.—ARTICLES WHOLLY OR MAINLY MANUFACTURED—					
A. Apparel	32,23,332	28,97,911	27,74,638	26,87,697	26,45,438
B. Arms, Ammunition and Military Stores	37,35,792	37,33,923	38,58,732	40,16,027	53,98,942
C. Chemicals, Drugs and Medicines	2,26,64,341	2,46,71,001	2,62,60,395	2,77,21,727	2,52,03,776
D. Cutlery, Hardware, Implements, and Instruments (*excluding* Electrical Instruments and Apparatus)	1,87,20,613	1,94,95,565	2,03,82,319	2,19,21,416	2,09,08,218
E. Dyes and Colours	1,13,45,817	1,14,93,236	1,19,14,775	1,30,24,382	1,27,37,824
F. Electrical Goods and Apparatus (*other than* Machinery)	1,23,64,296	1,33,85,330	1,67,40,447	1,80,80,862	1,79,47,340
G. Furniture, Cabinetware, and Manufactures of Wood and Timber	11,16,923	13,63,929	16,36,422	18,96,317	15,93,512
H. Glassware and Earthenware	26,38,013	24,76,873	28,37,556	29,20,373	26,94,340
I. Hides and Skins, tanned or dressed and Leather	24,42,222	22,74,603	26,53,845	27,69,602	25,66,886
J. Machinery of all kinds *including* Belting for Machinery	8,28,55,535	9,16,83,531	9,60,31,705	9,77,42,202	9,79,56,875
K. Metals—Iron and Steel and manufactures thereof	2,71,55,481	3,18,05,944	3,72,54,606	4,09,40,574	3,35,33,025
L. Metals *other than* Iron and Steel and manufactures thereof	1,84,90,634	2,13,41,091	2,61,40,303	2,15,74,768	1,70,14,936
M. Paper, Pasteboard and Stationery	1,15,06,283	1,26,69,767	1,32,61,493	1,29,14,674	1,26,34,943
N. Rubber manufactures	88,36,560	1,25,72,786	1,45,50,857	1,49,33,930	1,56,27,100
O. Vehicles, *excluding* Locomotives, etc., for Railways	2,33,47,068	3,14,89,180	3,97,57,472	4,49,79,608	3,90,01,034
P. Cotton yarns and manufactures	14,28,39,899	10,46,78,436	13,02,44,500	10,85,90,300	8,89,67,535
Q. Jute „	11,70,495	9,69,937	8,40,506	10,05,654	8,87,801
R. Silk „	13,57,551	12,24,784	17,98,440	15,48,820	9,60,171
S. Woollen „	72,37,281	78,77,996	1,00,08,702	88,64,730	84,68,905
T. Other yarns and textile fabrics	69,90,785	64,53,175	72,52,893	58,70,075	54,61,324
U. Miscellaneous	3,48,80,068	3,24,90,600	3,35,51,040	3,31,75,635	3,18,89,987
TOTAL, CLASS III	44,49,17,989	43,70,49,598	49,97,51,646	48,71,69,373	44,40,99,912
IV.—LIVING ANIMALS—					
A. Horses	10,82,525	24,05,102	20,83,481	23,00,354	12,34,124
B. Other living Animals	1,54,397	1,39,149	1,62,885	1,50,325	2,02,595
TOTAL, CLASS IV	12,36,922	25,44,251	22,46,366	24,50,679	14,36,719
V.—POSTAL ARTICLES AND BAGGAGE NOT SPECIFIED—					
A. Postal Articles	1,67,37,579	1,42,76,418	1,48,68,017	1,38,04,734	1,37,44,201
B. Articles imported as baggage*	—	—	—	—	10,27,359
TOTAL, CLASS V	1,67,37,579	1,42,76,418	1,48,68,017	1,38,04,734	1,47,71,560
GRAND TOTAL	59,38,23,561	57,70,50,516	65,34,87,695	65,56,86,701	61,66,93,366

* Separately specified from April, 1936.

No. 4—*continued*

SUMMARY of the VALUE of the IMPORTS of MERCHANDISE CONSIGNED from FOREIGN COUNTRIES

	1932-33	1933-34	1934-35	1935-36	1936-37
	R	R	R	R	R
I.—FOOD, DRINK AND TOBACCO—					
A. Fish (*excluding* canned fish)	3,14,253	3,25,561	3,36,146	3,33,897	3,22,241
B. Fruits and Vegetables	96,16,160	85,11,290	1,10,18,889	1,11,42,891	1,20,87,943
C. Grain, Pulse and Flour	37,84,822	67,63,076	2,57,46,410	1,50,69,923	67,24,886
D. Liquors	54,51,775	55,59,789	60,13,133	67,13,575	64,55,652
E. Provisions and Oilman's stores	1,03,54,330	70,13,853	73,19,801	76,44,377	79,48,571
F. Spices	9,54,405	10,40,249	11,88,356	28,17,282	29,80,732
G. Sugar	3,81,27,294	2,29,74,429	1,91,68,154	1,65,85,759	18,58,597
H. Tea	21,97,891	19,47,595	13,34,511	20,23,107	14,93,849
I. Other Food and Drink	34,89,785	12,44,328	13,16,144	16,30,419	14,39,555
J. Tobacco	61,81,011	30,09,058	27,49,113	26,38,954	45,44,808
TOTAL, CLASS I	8,04,71,726	5,83,89,219	7,61,90,657	6,66,00,184	4,58,56,834
II.—RAW MATERIALS AND PRODUCE AND ARTICLES MAINLY UNMANUFACTURED—					
A. Coal	16,442	15,901	89,305	3,48,147	2,21,049
B. Other Non-metallic mining and quarry products and the like	1,07,15,569	92,79,927	66,47,652	66,79,979	1,19,19,333
C. Fodder, Bran and Pollards	30	641	61	1,416	567
D. Gums, Resins and Lac	5,70,585	9,72,593	14,34,801	16,51,995	13,89,371
E. Hides and Skins, raw or undressed	3,76,243	5,78,577	4,93,287	5,12,445	6,22,885
F. Metallic ores and scrap iron or steel for re-manufacture	87,709	59,484	38,440	46,474	1,04,720
G. Oils—Vegetable, Mineral and Animal	6,42,72,123	5,48,18,046	5,53,09,223	5,54,14,630	5,43,35,506
H. Oilcakes of all kinds	..	..	..	1	..
I. Paper-making materials	20,86,726	26,63,894	25,71,884	19,07,086	14,30,252
J. Rubber, raw or crude	10,466	8,850	1,04,789	48,109	14,553
K. Seeds, *including* nuts for oils	1,85,363	1,54,583	1,96,837	1,68,669	3,05,516
L. Tallow, Stearine and Wax	2,57,415	2,31,558	2,70,192	2,95,104	6,14,993
M. Cotton, raw and waste	4,68,79,227	1,22,02,820	1,87,56,545	2,69,13,655	2,00,01,872
N. Jute, raw	1,931	158	988	..	526
O. Silk, raw and waste	1,03,38,446	63,35,375	55,21,956	56,31,697	62,76,596
P. Wool, raw	5,39,325	1,62,519	1,97,100	3,69,707	3,71,878
Q. Other textile materials	3,07,346	2,62,067	2,75,413	3,93,605	6,73,016
R. Wood and Timber	30,30,329	35,76,749	31,27,909	24,02,341	22,95,964
S. Miscellaneous	20,02,460	17,20,630	20,11,073	21,56,512	28,86,399
TOTAL, CLASS II	14,16,77,735	9,30,44,372	9,70,47,455	10,49,41,572	10,34,64,996

No. 4—*concluded*

SUMMARY of the VALUE of the IMPORTS of MERCHANDISE CONSIGNED from FOREIGN COUNTRIES—continued

	1932-33	1933-34	1934-35	1935-36	1936-37
	R	R	R	R	R
III.—ARTICLES WHOLLY OR MAINLY MANUFACTURED—					
A. Apparel	1,03,75,551	1,00,03,487	89,44,326	72,98,949	74,46,251
B. Arms, Ammunition and Military Stores	6,78,400	5,02,733	4,12,842	8,75,046	12,10,347
C. Chemicals, Drugs and Medicines	2,63,25,717	2,50,59,815	2,58,21,867	2,84,19,001	2,64,96,207
D. Cutlery, Hardware, Implements and Instruments (*excluding* Electrical Instruments and Apparatus)	3,02,17,456	3,08,92,328	3,39,68,756	3,66,17,388	3,69,17,993
E. Dyes and Colours	2,37,22,035	2,30,34,462	2,90,77,430	3,08,73,489	2,73,55,484
F. Electrical Goods and Apparatus (*other than* Machinery)	1,10,56,148	96,96,031	1,13,79,202	1,27,53,503	1,24,13,945
G. Furniture, Cabinetware, and Manufactures of Wood and Timber	23,41,811	17,90,177	26,75,617	29,91,674	28,50,138
H. Glassware and Earthenware	1,66,11,267	1,40,91,992	1,49,11,115	1,56,59,023	1,47,91,345
I. Hides and Skins, tanned or dressed, and Leather	25,06,443	23,78,731	27,65,337	27,43,913	25,43,133
J. Machinery of all kinds, *including* Belting for Machinery	2,87,71,403	4,21,09,106	3,67,22,394	4,60,42,999	4,98,54,092
K. Metals—Iron and Steel and manufactures thereof	2,58,22,674	2,34,11,582	2,64,97,513	3,12,40,874	2,58,58,113
L. Metals *other than* Iron and Steel and manufactures thereof	2,57,41,173	1,81,92,149	2,37,56,076	2,64,60,904	2,02,79,323
M. Paper, Pasteboard and Stationery	2,43,74,661	2,02,71,230	2,09,00,454	2,45,95,573	2,30,50,318
N. Rubber manufactures	1,09,98,731	61,85,609	60,31,151	57,50,717	54,97,542
O. Vehicles, *excluding* Locomotives, etc., for Railways	1,48,47,335	1,61,93,546	2,62,42,129	2,42,34,066	2,67,75,129
P. Cotton yarns and manufactures	12,54,33,588	7,27,55,761	8,73,73,219	10,29,54,384	8,58,62,913
Q. Jute „	1,76,108	11,916	19,388	35,442	29,334
R. Silk „	3,02,52,849	2,74,61,078	2,61,64,511	2,04,42,721	1,67,85,083
S. Woollen „	1,81,97,787	1,42,05,838	2,45,03,231	1,45,78,852	1,42,72,861
T. Other yarns and textile fabrics	4,35,14,416	2,87,29,189	4,65,98,920	4,16,32,856	5,18,42,015
U. Miscellaneous	2,84,49,467	2,79,96,161	3,05,74,637	3,02,46,218	2,77,35,338
TOTAL, CLASS III	50,04,21,320	41,50,33,121	48,53,40,115	50,64,47,592	47,98,66,904
IV.—LIVING ANIMALS—					
A. Horses	2,07,400	2,46,850	2,32,020	1,20,498	92,875
B. Other living Animals	34,799	21,197	15,455	71,355	38,083
TOTAL, CLASS IV	2,42,199	2,68,047	2,47,475	1,91,853	1,30,958
V.—POSTAL ARTICLES AND BAGGAGE NOT SPECIFIED—					
A. Postal Articles	92,06,634	97,84,869	1,05,51,256	1,03,64,483	61,14,340
B. Articles imported as baggage*	—	—	—	—	2,72,608
TOTAL, CLASS V	92,06,634	97,84,869	1,05,51,256	1,03,64,483	63,86,948
GRAND TOTAL	73,20,19,614	57,65,19,628	66,93,76,958	68,85,45,684	63,57,06,640

*Separately specified from April, 1936.

No. 5

SUMMARY of the VALUE of the EXPORTS of INDIAN MERCHANDISE to the BRITISH EMPIRE and FOREIGN COUNTRIES

	1932-33	1933-34	1934-35	1935-36	1936-37
	R	R	R	R	R
I.—FOOD, DRINK AND TOBACCO—					
A. Fish (*excluding* canned fish)	45,70,593	44,87,125	44,54,589	45,59,760	44,95,784
B. Fruits and Vegetables	69,52,351	99,05,513	1,07,78,117	1,64,65,574	1,69,88,548
C. Grain, Pulse and Flour	16,07,68,863	11,74,78,536	11,84,39,874	12,40,87,077	15,37,91,064
D. Liquors	1,453	11,514	15,030	51,014	32,860
E. Provisions and Oilman's stores	32,62,084	28,12,233	27,86,930	27,12,800	28,38,290
F. Spices	72,32,877	72,20,317	77,33,649	54,98,495	55,41,302
G. Sugar	2,10,245	2,37,613	2,43,283	2,38,913	5,68,001
H. Tea	17,15,27,805	19,84,49,936	20,13,19,311	19,82,40,975	20,03,81,468
I. Other Food and Drink	1,09,83,217	1,02,47,835	72,72,770	1,02,22,024	83,69,799
J. Tobacco	77,10,856	93,79,867	81,90,360	92,43,207	92,51,096
TOTAL, CLASS I	37,32,20,344	36,02,30,489	36,12,33,913	37,13,19,839	40,22,58,812
II.—RAW MATERIALS AND PRODUCE AND ARTICLES MAINLY UNMANUFACTURED—					
A. Coal	43,80,172	37,17,507	28,78,683	17,04,445	20,17,918
B. Other Non-metallic mining and quarry products and the like	32,42,259	52,26,546	73,68,153	90,73,768	1,01,60,133
C. Fodder, Bran and Pollards	70,28,617	46,63,607	77,30,445	73,42,947	95,74,214
D. Gums, Resins and Lac	1,37,31,311	2,60,51,026	3,45,36,353	1,76,19,236	2,61,18,857
E. Hides and Skins, raw or undressed	2,76,86,685	4,25,32,967	3,13,06,743	4,13,09,568	4,43,40,015
F. Metallic ores and scrap iron or steel for re-manufacture	1,56,74,468	2,06,33,608	2,86,68,073	3,81,59,445	3,37,25,581
G. Oils—Vegetable, Mineral, and Animal	53,78,915	57,23,847	55,35,881	63,64,738	69,96,605
H. Oilcakes of all kinds	1,96,50,673	1,64,72,120	1,96,98,928	1,81,69,891	2,26,93,308
I. Paper making materials	1,76,609	2,07,139	1,41,401	2,82,837	4,68,197
J. Rubber, raw or crude	8,78,331	31,17,681	65,89,064	88,71,380	1,04,03,202
K. Seeds, *including* nuts for oils	11,30,68,475	13,66,15,291	10,54,09,836	10,33,04,835	18,46,92,909
L. Tallow, Stearine and Wax	5,00,837	2,69,838	2,74,431	2,59,393	3,52,759
M. Cotton, raw and waste	20,69,94,658	27,91,47,314	35,44,86,933	34,47,03,575	45,17,38,037
N. Jute ,,	9,73,03,369	10,93,26,707	10,87,10,916	13,70,76,350	14,77,09,679
O. Silk ,,	1,08,734	2,47,660	2,60,495	4,48,186	4,12,147
P. Wool ,,	1,09,92,945	1,98,37,511	1,27,49,752	2,09,66,129	2,86,08,005
Q. Other textile materials	32,16,258	37,28,516	41,25,988	60,43,695	69,74,869
R. Wood and Timber	54,39,907	82,21,477	1,09,05,369	1,33,43,815	1,75,79,157
S. Miscellaneous	1,23,70,138	1,30,83,818	1,48,29,001	1,71,22,833	2,08,68,978
TOTAL, Class II	54,78,23,361	69,88,24,180	75,62,04,445	79,21,67,066	102,54,34,570

No. 4—*concluded*

SUMMARY of the VALUE of the IMPORTS of MERCHANDISE CONSIGNED from FOREIGN COUNTRIES—continued

	1932-33	1933-34	1934-35	1935-36	1936-37
	R	R	R	R	R
III.—ARTICLES WHOLLY OR MAINLY MANUFACTURED—					
A. Apparel	1,03,75,551	1,00,03,487	89,44,326	72,98,949	74,46,251
B. Arms, Ammunition and Military Stores	6,78,400	5,62,733	4,12,842	8,75,046	12,10,347
C. Chemicals, Drugs and Medicines	2,63,25,717	2,50,59,815	2,58,21,867	2,84,19,001	2,64,96,207
D. Cutlery, Hardware, Implements and Instruments (*excluding* Electrical Instruments and Apparatus)	3,02,17,456	3,08,92,328	3,39,68,756	3,66,17,388	3,69,17,993
E. Dyes and Colours	2,37,22,035	2,30,34,462	2,90,77,430	3,08,73,489	2,73,55,484
F. Electrical Goods and Apparatus (*other than* Machinery)	1,10,56,148	96,96,031	1,13,79,202	1,27,53,503	1,24,13,945
G. Furniture, Cabinetware, and Manufactures of Wood and Timber	23,41,811	17,90,177	26,75,617	29,91,674	28,50,138
H. Glassware and Earthenware	1,66,11,267	1,40,91,992	1,49,11,115	1,56,59,023	1,47,91,345
I. Hides and Skins, tanned or dressed, and Leather	25,06,443	23,78,731	27,65,337	27,43,913	25,43,133
J. Machinery of all kinds, *including* Belting for Machinery	2,87,71,403	4,21,09,106	3,67,22,394	4,60,42,999	4,98,54,092
K. Metals—Iron and Steel and manufactures thereof	2,58,22,674	2,34,11,582	2,64,97,513	3,12,40,874	2,58,58,113
L. Metals *other than* Iron and Steel and manufactures thereof	2,57,41,173	1,81,92,149	2,37,56,076	2,64,60,904	2,02,79,323
M. Paper, Pasteboard and Stationery	2,43,74,661	2,02,71,230	2,09,00,454	2,45,95,573	2,30,50,318
N. Rubber manufactures	1,09,98,731	61,85,609	60,31,151	57,50,717	54,97,542
O. Vehicles, *excluding* Locomotives, etc., for Railways	1,48,47,335	1,61,93,546	2,62,42,129	2,42,34,066	2,67,75,129
P. Cotton yarns and manufactures	12,54,32,588	7,27,55,761	8,73,73,219	10,29,54,384	8,58,62,913
Q. Jute „	1,76,108	11,916	19,388	35,442	29,334
R. Silk „	3,02,52,849	2,74,61,078	2,61,64,511	2,04,42,721	1,67,85,083
S. Woollen „	1,81,97,787	1,42,05,838	2,45,03,231	1,45,78,852	1,42,72,861
T. Other yarns and textile fabrics	4,35,14,416	2,87,29,189	4,65,98,920	4,16,32,856	5,18,42,015
U. Miscellaneous	2,84,49,467	2,79,96,161	3,05,74,637	3,02,46,218	2,77,35,338
TOTAL, CLASS III	50,04,21,320	41,50,33,121	48,53,40,115	50,64,47,592	47,98,66,904
IV.—LIVING ANIMALS—					
A. Horses	2,07,400	2,46,850	2,32,020	1,20,498	92,875
B. Other living Animals	34,799	21,197	15,455	71,355	38,083
TOTAL, CLASS IV	2,42,199	2,68,047	2,47,475	1,91,853	1,30,958
V.—POSTAL ARTICLES AND BAGGAGE NOT SPECIFIED—					
A. Postal Articles	92,06,634	97,84,869	1,05,51,256	1,03,64,483	61,14,340
B. Articles imported as baggage*	—	—	—	—	2,72,608
TOTAL, CLASS V	92,06,634	97,84,869	1,05,51,256	1,03,64,483	63,86,948
GRAND TOTAL	73,20,19,614	57,65,19,628	66,93,76,958	68,85,45,684	63,57,06,640

*Separately specified from April, 1936.

No. 5

SUMMARY of the VALUE of the EXPORTS of INDIAN MERCHANDISE to the BRITISH EMPIRE and FOREIGN COUNTRIES

	1932-33	1933-34	1934-35	1935-36	1936-37
	R	R	R	R	R
I.—FOOD, DRINK AND TOBACCO—					
A. Fish (*excluding* canned fish)	45,70,593	44,87,125	44,54,589	45,59,760	44,95,784
B. Fruits and Vegetables	69,52,351	99,05,513	1,07,78,117	1,64,65,574	1,69,88,548
C. Grain, Pulse and Flour	16,07,68,863	11,74,78,536	11,84,39,874	12,40,87,077	15,37,91,064
D. Liquors	1,453	11,514	15,030	51,014	32,860
E. Provisions and Oilman's stores	32,62,084	28,12,233	27,86,930	27,12,800	28,38,290
F. Spices	72,32,877	72,20,317	77,33,649	54,98,495	55,41,302
G. Sugar	2,10,245	2,37,613	2,43,283	2,38,913	5,68,001
H. Tea	17,15,27,805	19,84,49,936	20,13,19,311	19,82,40,975	20,03,81,468
I. Other Food and Drink	1,09,83,217	1,02,47,835	72,72,770	1,02,22,024	83,69,799
J. Tobacco	77,10,856	93,79,867	81,90,360	92,43,207	92,51,096
TOTAL, CLASS I	37,32,20,344	36,02,30,489	36,12,33,913	37,13,19,839	40,22,58,812
II.—RAW MATERIALS AND PRODUCE AND ARTICLES MAINLY UNMANUFACTURED—					
A. Coal	43,80,172	37,17,507	28,78,683	17,04,445	20,17,918
B. Other Non-metallic mining and quarry products and the like	32,42,259	52,26,546	73,66,153	90,73,768	1,01,60,133
C. Fodder, Bran and Pollards	70,28,617	46,63,607	77,30,445	73,42,947	95,74,214
D. Gums, Resins and Lac	1,37,31,311	2,60,51,026	3,45,36,353	1,76,19,236	2,61,18,857
E. Hides and Skins, raw or undressed	2,76,86,685	4,25,32,967	3,13,06,743	4,13,09,568	4,43,40,015
F. Metallic ores and scrap iron or steel for re-manufacture	1,56,74,468	2,06,33,608	2,86,68,073	3,81,59,445	3,37,25,581
G. Oils—Vegetable, Mineral, and Animal	53,78,915	57,23,847	55,35,881	63,64,738	69,96,605
H. Oilcakes of all kinds	1,96,50,673	1,64,72,120	1,96,98,928	1,81,69,891	2,26,93,308
I. Paper making materials	1,76,609	2,07,139	1,41,401	2,82,837	4,68,197
J. Rubber, raw or crude	8,78,331	31,17,681	65,89,064	88,71,380	1,04,03,202
K. Seeds, *including* nuts for oils	11,30,68,475	13,66,15,291	10,54,09,836	10,33,04,835	18,46,92,909
L. Tallow, Stearine and Wax	5,00,837	2,69,838	2,74,431	2,59,393	3,52,759
M. Cotton, raw and waste	20,69,94,658	27,91,47,314	35,44,86,933	34,47,03,575	45,17,38,037
N. Jute ,,	9,73,03,369	10,93,26,707	10,87,10,916	13,70,76,350	14,77,09,679
O. Silk ,,	1,08,734	2,47,660	2,60,495	4,48,186	4,12,147
P. Wool ,,	1,09,92,945	1,98,37,511	1,27,49,752	2,09,66,129	2,86,08,005
Q. Other textile materials	32,16,258	37,28,516	41,25,988	60,43,695	69,74,869
R. Wood and Timber	54,39,907	82,21,477	1,09,05,369	1,33,43,815	1,75,79,157
S. Miscellaneous	1,23,70,138	1,30,83,818	1,48,29,001	1,71,22,833	2,08,68,978
TOTAL, Class II	54,78,23,361	69,88,24,180	75,62,04,445	79,21,67,066	102,54,34,570

No. 5—*continued*

SUMMARY of the VALUE of the EXPORTS of INDIAN MERCHANDISE to the BRITISH EMPIRE and FOREIGN COUNTRIES—continued

	1932-33	1933-34	1934-35	1935-36	1936-37
	R	R	R	R	R
III.—ARTICLES WHOLLY OR MAINLY MANUFACTURED—					
A. Apparel	11,72,040	14,10,918	18,03,458	21,25,982	28,34,258
B. Arms, Ammunition and Military Stores	548	287	41	3,627	4,253
C. Chemicals, Drugs and Medicines	59,67,849	1,14,29,028	49,65,235	41,73,947	44,12,590
D. Cutlery, Hardware, Implements and Instruments (*excluding* Electrical Instruments and Apparatus)	8,79,907	9,77,794	14,53,240	15,71,682	21,39,778
E. Dyes and Colours	81,01,742	81,42,135	75,21,706	74,53,210	67,50,820
F. Electrical Goods and Apparatus (*other than* Machinery)	..	..	..	..	..
G. Furniture, Cabinetware, and Manufactures of Wood and Timber	3,08,164	2,99,214	2,39,656	2,23,549	3,54,561
H. Glass and Earthenware	1,61,471	1,58,596	1,46,362	1,51,449	2,16,810
I. Hides and Skins, tanned or dressed, and Leather	4,76,41,701	5,82,98,323	5,47,88,328	5,62,89,266	7,36,37,288
J. Machinery of all kinds, *including* Belting for Machinery	68,897	52,977	53,999	1,36,915	1,21,686
K. Metals—Iron and Steel and manufactures thereof	91,16,977	1,06,71,723	94,60,734	1,26,78,632	1,32,11,559
L. Metals *other than* Iron and Steel and manufactures thereof	2,20,26,882	2,35,64,714	2,09,97,978	2,64,97,331	3,32,54,489
M. Paper, Pasteboard and Stationery	1,40,900	1,22,860	1,52,907	1,12,660	1,46,775
N. Rubber manufactures	941	1,342	47,815	2,525	4,073
O. Vehicles, *excluding* Locomotives, etc., for Railways	42,680	8,485	9,980	56,620	36,427
P. Cotton yarn and manufactures	3,29,11,077	2,72,63,100	2,64,80,217	2,92,71,934	3,78,42,754
Q. Jute „	21,71,17,672	21,37,49,313	21,46,83,177	23,48,94,513	27,94,75,015
R. Silk „	2,09,207	81,532	1,99,383	2,01,334	2,82,638
S. Woollen „	67,80,486	73,99,552	91,77,611	82,89,722	87,81,468
T. Other yarns and textile fabrics	6,69,193	4,19,373	7,95,673	8,90,639	10,76,043
U. Miscellaneous articles, wholly or mainly manufactured	3,14,93,290	3,49,25,165	3,19,97,930	3,66,77,335	3,36,54,160
TOTAL, CLASS III	38,48,11,624	39,89,76,431	38,49,75,430	42,17,02,872	49,82,37,445
IV.—LIVING ANIMALS—					
A. Horses	64,000	50,050	2,16,230	32,400	22,300
B. Cattle	82,059	72,095	61,771	31,905	8,215
C. Sheep and Goats	7,78,653	7,85,045	8,39,428	7,23,472	6,03,180
D. Other living Animals	85,334	78,483	1,06,849	1,38,421	1,97,773
TOTAL, CLASS IV	10,10,046	9,85,673	12,24,278	9,26,198	8,31,468
V.—POSTAL ARTICLES	1,58,55,589	1,34,90,047	1,30,59,431	1,91,21,019	3,44,83,856
GRAND TOTAL	132,27,20,964	147,25,06,820	151,66,97,497	160,52,36,994	196,12,46,151

No. 5—*continued*

SUMMARY of the VALUE of the EXPORTS of INDIAN MERCHANDISE to the BRITISH EMPIRE

	1932-33	1933-34	1934-35	1935-36	1936-37
	R	R	R	R	R
I.—FOOD, DRINK AND TOBACCO—					
A. Fish (*excluding* canned fish)	45,55,257	44,64,069	44,37,866	45,33,938	44,80,329
B. Fruits and Vegetables	37,92,908	36,82,109	34,87,598	41,82,434	54,58,734
C. Grain, Pulse and Flour	8,23,04,405	6,67,89,974	7,19,38,555	8,42,33,603	10,79,09,502
D. Liquors	1,065	11,514	14,969	51,014	32,860
E. Provisions and Oilman's stores	28,68,220	24,27,138	23,65,342	22,45,733	24,12,484
F. Spices	36,47,722	36,86,317	42,86,114	30,76,848	31,77,981
G. Sugar	1,84,865	2,20,975	2,30,186	2,24,140	4,29,639
H. Tea	16,05,90,060	19,04,07,281	19,36,72,653	19,02,21,348	18,37,49,857
I. Other Food and Drink	38,62,338	34,62,546	26,00,304	41,38,033	21,35,097
J. Tobacco	60,97,517	77,89,210	67,76,062	78,95,249	83,31,497
TOTAL, CLASS I	26,79,04,357	28,29,41,133	28,98,09,649	30,08,02,340	31,81,17,980
II.—RAW MATERIALS AND PRODUCE AND ARTICLES MAINLY UNMANUFACTURED—					
A. Coal	39,65,701	36,21,483	28,42,734	16,81,161	18,97,121
B. Other Non-metallic mining and quarry products and the like	19,23,977	30,90,755	39,27,232	44,75,079	51,23,418
C. Fodder, Bran and Pollards	61,23,238	46,05,834	75,83,030	72,07,798	94,28,009
D. Gums, Resins and Lac	40,05,354	1,37,59,015	1,56,14,589	38,68,422	63,80,373
E. Hides and Skins, raw or undressed	67,77,855	1,04,03,857	65,73,229	1,03,11,375	1,31,59,108
F. Metallic ores and scrap iron or steel for re-manufacture	96,24,366	1,47,51,208	2,05,99,256	2,50,36,841	1,97,43,600
G. Oils—Vegetable, Mineral and Animal	39,01,944	40,70,685	32,86,929	41,41,217	47,68,538
H. Oilcakes of all kinds	90,33,306	1,01,05,622	1,36,23,097	1,49,59,005	1,65,82,571
I. Paper making materials	27,824	80,760	88,630	1,42,762	1,90,538
J. Rubber, raw or crude	8,42,570	26,57,188	59,40,817	69,33,302	74,86,016
K. Seeds, *including* nuts for oils	1,53,07,713	3,68,07,825	4,11,69,746	3,00,23,272	6,74,09,923
L. Tallow, Stearine and Wax	2,38,713	2,18,931	2,39,663	2,34,412	2,96,036
M. Cotton, raw and waste	1,83,05,880	3,58,17,567	3,65,98,827	4,88,52,345	6,90,65,602
N. Jute ,,	2,32,63,787	2,61,22,166	2,42,57,121	3,08,60,613	3,59,54,742
O. Silk ,,	60,205	1,17,822	59,813	90,885	83,658
P. Wool ,,	92,79,691	1,46,34,571	92,89,615	1,38,59,330	2,01,10,773
Q. Other textile materials	9,56,171	8,41,822	12,59,264	17,39,071	21,78,394
R. Wood and Timber	40,50,808	61,26,770	81,15,560	98,15,170	1,28,60,945
S. Miscellaneous	42,64,181	50,85,327	62,32,303	68,97,975	76,05,838
TOTAL, CLASS II	12,19,53,284	19,29,19,208	20,73,01,455	22,11,30,035	30,03,25,203

No. 5—*continued*

SUMMARY of the VALUE of the EXPORTS of INDIAN MERCHANDISE to the BRITISH EMPIRE
—continued

	1932-33	1933-34	1934-35	1935-36	1936-37
	R	R	R	R	R
III.—ARTICLES WHOLLY OR MAINLY MANUFACTURED—					
A. Apparel	8,43,532	10,45,599	12,49,244	14,52,583	17,78,340
B. Arms, Ammunition and Military Stores	548	280	41	3,627	4,253
C. Chemicals, Drugs and Medicines	34,78,643	27,75,814	29,45,277	26,04,175	29,27,569
D. Cutlery, Hardware, Implements, and Instruments (*excluding* Electrical Instruments and Apparatus)	6,35,599	7,08,374	11,51,828	12,19,663	16,88,969
E. Dyes and Colours	42,30,888	44,05,445	39,66,365	38,55,962	35,73,198
F. Electrical Goods and Apparatus (*other than* Machinery)	..	..	..	..	..
G. Furniture, Cabinetware, and Manufactures of Wood and Timber	1,63,534	1,33,411	1,17,522	1,34,940	1,96,107
H. Glassware and Earthenware	1,27,361	1,19,738	1,02,928	1,17,031	1,77,587
I. Hides and Skins, tanned or dressed, and Leather	4,48,15,016	5,49,92,983	5,11,29,271	5,22,70,510	6,85,38,495
J. Machinery of all kinds *including* Belting for Machinery	48,268	40,757	40,812	96,268	77,079
K. Metals—Iron and Steel and manufactures thereof	37,69,300	40,58,147	24,11,276	17,70,235	44,37,188
L. Metals *other than* Iron and Steel and manufactures thereof	1,36,92,150	1,46,58,395	1,04,81,331	1,28,62,814	1,88,13,493
M. Paper, Pasteboard and Stationery	1,14,397	95,930	1,13,210	96,205	1,33,229
N. Rubber manufactures	431	950	47,813	2,225	4,073
O. Vehicles *excluding* Locomotives, etc., for Railways	38,030	5,960	3,744	50,664	28,865
P. Cotton yarns and manufactures	1,95,20,912	1,54,99,325	1,64,40,206	2,08,71,890	2,58,65,143
Q. Jute ,,	8,55,36,570	7,58,32,695	6,87,57,216	7,86,76,042	9,01,96,442
R. Silk ,,	1,48,996	44,617	1,76,516	1,80,060	2,67,472
S. Woollen ,,	49,79,039	63,05,215	81,61,421	67,89,159	73,28,726
T. Other yarns and textile fabrics	3,91,901	1,44,253	4,30,064	7,47,235	9,78,592
U. Miscellaneous articles wholly or mainly manufactured	1,02,22,832	1,32,49,343	1,28,94,912	1,71,02,029	1,66,28,439
TOTAL, CLASS III	19,27,60,947	19,41,17,231	18,06,20,997	20,09,03,317	24,36,43,259
IV.—LIVING ANIMALS—					
A. Horses	64,000	48,750	2,06,230	32,400	20,300
B. Cattle	80,259	64,095	55,441	31,900	8,205
C. Sheep and Goats	7,78,504	7,84,445	8,38,838	7,23,472	6,02,445
D. Other living Animals	23,042	28,810	34,052	49,718	76,479
TOTAL, CLASS IV	9,45,805	9,26,100	11,34,561	8,37,490	7,07,429
V.—POSTAL ARTICLES	1,30,72,565	1,05,73,989	98,23,932	1,59,13,310	3,18,16,587
GRAND TOTAL	59,66,36,958	68,14,77,661	68,86,90,594	73,95,86,492	89,46,10,458

No. 5—*continued*

SUMMARY of the VALUE of the EXPORTS of INDIAN MERCHANDISE to FOREIGN COUNTRIES

	1932-33	1933-34	1934-35	1935-36	1936-37
	R	R	R	R	R
I.—FOOD, DRINK AND TOBACCO—					
A. Fish (*excluding* canned fish)	15,336	23,056	16,723	25,822	15,455
B. Fruits and Vegetables	31,59,443	62,23,404	72,90,519	1,22,83,140	1,15,29,814
C. Grain, Pulse and Flour	7,84,64,458	5,06,88,562	4,65,01,319	3,98,53,474	4,58,82,162
D. Liquors	388	..	61	..	..
E. Provisions and Oilman's stores	3,93,864	3,85,095	4,21,588	4,67,067	4,25,806
F. Spices	35,85,155	35,34,000	34,47,535	24,21,647	23,63,321
G. Sugar	25,380	16,638	13,097	14,773	1,38,362
H. Tea	1,09,37,745	80,42,655	76,46,658	80,19,627	1,66,31,611
I. Other Food and Drink	71,20,879	67,85,289	46,72,466	60,83,991	62,34,702
J. Tobacco	16,13,339	15,90,657	14,14,298	13,47,958	9,19,599
TOTAL, CLASS I	10,53,15,987	7,72,89,356	7,14,24,264	7,05,17,499	8,41,40,832
II.—RAW MATERIALS AND PRODUCE AND ARTICLES MAINLY UNMANUFACTURED—					
A. Coal	4,14,471	96,024	35,949	23,284	1,20,797
B. Other Non-metallic mining and quarry products and the like	13,18,282	21,35,791	34,38,921	45,98,689	50,36,715
C. Fodder, Bran and Pollards	9,05,379	57,773	1,47,415	1,35,149	1,46,205
D. Gums, Resins and Lac	97,25,957	1,22,92,011	1,89,21,764	1,37,50,814	1,97,38,484
E. Hides and Skins, raw or undressed	2,09,08,830	3,21,29,110	2,47,33,514	3,09,98,193	3,11,80,907
F. Metallic ores and scrap iron or steel for re-manufacture	60,50,102	58,82,400	80,68,817	1,31,22,604	1,39,81,981
G. Oils—Vegetable, Mineral and Animal	14,76,971	16,53,162	22,48,952	22,23,521	22,28,067
H. Oilcakes of all kinds	1,06,17,367	63,64,498	60,75,831	32,10,886	61,10,737
I. Paper making materials	1,48,785	1,26,379	52,771	1,40,075	2,77,659
J. Rubber, raw or crude	35,761	4,60,493	6,48,247	19,38,078	29,17,186
K. Seeds *including* nuts for oils	9,77,60,762	9,98,07,466	6,42,40,090	7,32,81,563	11,72,82,986
L. Tallow, Stearine and Wax	2,62,124	50,907	34,768	24,981	56,723
M. Cotton, raw and waste	18,86,88,778	24,33,29,747	31,78,88,106	29,58,51,230	38,26,72,435
N. Jute ,,	7,40,39,582	8,32,04,541	8,44,53,795	10,62,15,737	11,17,54,937
O. Silk ,,	48,529	1,29,838	2,00,682	3,57,301	3,28,489
P. Wool ,,	17,13,254	52,02,940	34,60,137	71,06,799	84,97,232
Q. Other textile materials	22,60,087	28,86,694	28,66,724	43,04,624	47,96,475
R. Wood and Timber	13,89,099	20,94,707	27,89,809	35,28,645	47,18,212
S. Miscellaneous	81,05,957	79,98,491	85,96,698	1,02,24,858	1,32,63,140
TOTAL, CLASS II	42,58,70,077	50,59,04,972	54,89,02,990	57,10,37,031	72,51,09,367

No. 5—*concluded*

SUMMARY of the VALUE of the EXPORTS of INDIAN MERCHANDISE to FOREIGN COUNTRIES—continued

	1932-33	1933-34	1934-35	1935-36	1936-37
	R	R	R	R	R
III.—ARTICLES WHOLLY OR MAINLY MANUFACTURED—					
A. Apparel	3,28,508	3,65,319	5,54,214	6,73,399	10,55,918
B. Arms, Ammunition and Military Stores	..	7	..	..	..
C. Chemicals, Drugs and Medicines	24,89,206	86,53,214	20,19,958	15,69,772	14,85,021
D. Cutlery, Hardware, Implements, and Instruments (*excluding* Electrical Instruments and Apparatus)	2,44,308	2,69,420	3,01,412	3,52,019	4,50,809
E. Dyes and Colours	38,70,854	37,36,690	35,55,341	35,97,248	31,77,622
F. Electrical Goods and Apparatus (*other than* Machinery)	..	..	..	..	..
G. Furniture, Cabinetware, and Manufactures of Wood and Timber	1,41,630	1,65,803	1,22,134	88,609	1,58,454
H. Glassware and Earthenware	34,110	38,858	43,434	34,418	39,223
I. Hides and Skins, tanned or dressed, and Leather	28,26,685	33,05,340	36,59,057	40,18,756	50,98,793
J. Machinery of all kinds, *including* Belting for Machinery	20,629	12,220	13,187	40,647	44,607
K. Metals—Iron and Steel and manufactures thereof	53,47,677	66,13,576	70,49,458	1,09,08,397	87,74,371
L. Metals *other than* Iron and Steel and manufactures thereof	83,34,732	89,06,319	1,05,16,647	1,36,34,517	1,44,40,996
M. Paper, Pasteboard and Stationery	26,503	26,930	39,697	16,455	13,546
N. Rubber manufactures	510	392	2	300	..
O. Vehicles, *excluding* Locomotives, etc., for Railways	4,650	2,525	6,236	5,956	7,562
P. Cotton yarns and manufactures	1,33,90,165	1,17,63,775	1,00,40,011	84,00,044	1,19,77,611
Q. Jute ,,	13,15,81,102	13,79,16,618	14,59,25,961	15,62,18,471	18,92,78,573
R. Silk ,,	60,211	36,915	22,867	21,274	15,166
S. Woollen ,,	18,01,447	10,94,337	10,16,190	15,00,563	14,52,742
T. Other yarns and textile fabrics	2,77,292	2,75,120	3,65,609	1,43,404	97,451
U. Miscellaneous articles wholly or mainly manufactured	2,12,70,458	2,16,75,822	1,91,03,018	1,95,75,306	1,70,25,721
TOTAL, CLASS III	19,20,50,677	20,48,59,200	20,43,54,433	22,07,99,555	25,45,94,186
IV.—LIVING ANIMALS—					
A. Horses	..	1,300	10,000	...	2,000
B. Cattle	1,800	8,000	6,330	5	10
C. Sheep and Goats	149	600	590	...	735
D. Other living Animals	62,292	49,673	72,797	88,703	1,21,294
TOTAL, CLASS IV	64,241	59,573	89,717	88,708	1,24,039
V.—POSTAL ARTICLES	27,83,024	29,16,058	32,35,499	32,07,709	26,67,269
GRAND TOTAL	72,60,84,006	79,10,29,159	82,80,06,903	86,56,50,502	1,06,66,35,693

No..6

SUMMARY of the VALUE of the EXPORTS of BRITISH and FOREIGN MERCHANDISE to the BRITISH EMPIRE and FOREIGN COUNTRIES

	1932-33	1933-34	1934-35	1935-36	1936-37
	R	R	R	R	R
I.—FOOD, DRINK AND TOBACCO—					
A. Fish (*excluding* canned fish)	2,43,533	2,21,990	88,000	67,091	1,25,105
B. Fruits and Vegetables	8,56,269	5,51,479	5,47,111	5,26,671	13,59,690
C. Grain, Pulse and Flour	917	1,175	13,004	12,040	100
D. Liquors	2,23,412	1,31,699	1,04,499	73,160	99,123
E. Provisions and Oilman's stores	1,21,318	1,04,519	1,50,503	1,15,691	70,256
F. Spices	3,98,325	2,44,214	63,137	8,30,968	8,59,635
G. Sugar	5,02,527	7,25,602	6,09,814	5,29,773	14,58,876
H. Tea	7,250	18,380	6,448	3,960	5,125
I. Other Food and Drink	10,181	64	417	..	15
J. Tobacco	33,258	56,984	1,30,883	83,019	38,902
TOTAL, CLASS I	23,96,990	20,56,106	17,13,816	22,42,373	40,16,827
II.—RAW MATERIALS AND PRODUCE AND ARTICLES MAINLY UNMANUFACTURED—					
A. Coal, Coke and Patent Fuel	68,311	26,699	1,055	5,278	1,463
B. Other Non-metallic mining and quarry products and the like	1,11,840	1,46,163	1,53,518	1,66,635	88,324
C. Fodder, Bran and Pollards	..	..	..	..	..
D. Gums, Resins and Lac	7,10,552	6,10,206	5,55,804	5,79,587	5,15,373
E. Hides and Skins, raw or undressed	27,71,579	22,08,204	56,13,018	87,70,355	2,51,65,257
F. Metallic ores and scrap iron or steel for re-manufacture	9,88,476	14,95,878	10,02,219	8,17,655	17,78,759
G. Oils—Vegetable, Mineral and Animal	4,21,487	4,43,225	2,46,833	1,47,028	69,148
H. Oilcakes of all kinds	..	..	..	..	..
I. Paper making materials	..	..	..	..	..
J. Rubber, raw or crude	..	..	..	..	1,200
K. Seeds *including* nuts for oils	49,682	37,791	53,154	18,735	41,159
L. Tallow, Stearine and Wax	1,283	901	15,059	4,403	11,787
M. Cotton, raw and waste	89,156	6,08,818	4,86,330	3,59,433	1,64,080
N. Jute ,,	..	..	..	..	..
O. Silk ,,	19,724	21,399	17,743	27,475	29,005
P. Wool ,,	12,97,710	31,19,132	15,76,548	28,00,799	38,28,607
Q. Other textile materials	..	8,730	..	..	10
R. Wood and Timber	22,226	19,550	34,426	26,619	33,033
S. Miscellaneous	3,07,470	5,02,419	8,36,228	5,39,035	5,12,948
TOTAL, CLASS II	68,59,496	92,49,115	1,05,91,935	1,42,63,037	3,22,40,153

No. 6—*continued*

SUMMARY of the VALUE of the EXPORTS of BRITISH and FOREIGN MERCHANDISE to the BRITISH EMPIRE and FOREIGN COUNTRIES—continued

	1932-33	1933-34	1934-35	1935-36	1936-37
	R	R	R	R	R
III.—ARTICLES WHOLLY OR MAINLY MANUFACTURED—					
A. Apparel	8,48,792	6,53,754	6,03,337	7,03,078	6,05,967
B. Arms, Ammunition and Military Stores	95,978	1,40,044	1,23,217	1,25,369	1,03,380
C. Chemicals, Drugs and Medicines	3,87,655	3,45,005	5,04,359	5,16,898	4,26,473
D. Cutlery, Hardware, Implements and Instruments (*excluding* Electrical Instruments and Apparatus)	32,90,451	27,44,636	26,07,238	24,28,056	25,65,515
E. Dyes and Colours	4,42,368	3,49,655	3,34,900	3,47,436	5,35,532
F. Electrical Goods and Apparatus (*other than* Machinery)	3,12,652	2,66,068	3,73,904	3,10,839	3,29,736
G. Furniture, Cabinetware and Manufactures of Wood and Timber	6,36,697	4,55,558	4,47,815	4,04,633	4,06,705
H. Glassware and Earthenware	2,55,541	2,91,548	2,96,199	2,09,581	2,05,063
I. Hides and Skins, tanned or dressed and Leather	56,640	77,092	69,052	85,575	47,933
J. Machinery of all kinds *including* Belting for Machinery	11,34,388	8,49,488	10,38,126	10,11,552	12,95,004
K. Metals—Iron and Steel and manufactures thereof	1,59,576	1,37,405	2,07,742	1,52,598	2,34,219
L. Metals *other than* Iron and Steel and manufactures thereof	7,27,523	9,93,850	18,02,009	21,45,574	21,28,241
M. Paper, Pasteboard and Stationery	1,77,598	1,37,642	1,26,601	1,33,348	1,36,776
N. Rubber manufactures	14,57,754	1,97,792	2,11,772	2,86,735	2,78,954
O. Vehicles *excluding* Locomotives, etc., for Railways	11,26,181	14,60,294	25,56,981	23,97,974	27,15,342
P. Cotton yarns and manufactures	57,37,666	58,84,330	30,25,059	24,38,929	27,49,639
Q. Jute „	..	..	..	..	..
R. Silk „	2,38,948	5,28,319	17,79,503	19,65,574	24,98,805
S. Woollen „	19,86,461	13,59,761	10,47,320	7,23,123	14,65,447
T. Other yarns and textile fabrics	11,27,589	35,00,882	38,55,686	32,52,300	60,54,311
U. Miscellaneous articles wholly or mainly manufactured	11,68,713	11,08,288	10,39,687	9,13,963	8,91,984
TOTAL, CLASS III	2,13,69,171	2,14,81,411	2,20,50,507	2,05,53,145	2,56,75,026
IV.—LIVING ANIMALS—					
A. Horses	3,71,566	1,65,100	2,10,200	1,27,700	2,85,010
B. Cattle	..	..	..	..	..
C. Sheep and Goats	..	..	..	..	..
D. Other living Animals	9,665	1,30,460	15,307	17,289	10,859
TOTAL, CLASS IV	3,81,231	2,95,560	2,25,507	1,44,989	2,95,869
V.—POSTAL ARTICLES	11,86,558	10,91,377	8,74,951	4,51,218	1,79,461
GRAND TOTAL	3,21,93,446	3,41,73,569	3,54,56,716	3,76,54,762	6,24,07,336

No. 6—*continued*

SUMMARY of the VALUE of the EXPORTS of BRITISH and FOREIGN MERCHANDISE to the BRITISH EMPIRE

	1932-33	1933-34	1934-35	1935-36	1936-37
	R	R	R	R	R
I.—FOOD, DRINK AND TOBACCO—					
A. Fish (*excluding* canned fish)	2,43,113	2,21,990	88,000	61,091	1,25,105
B. Fruits and Vegetables	4,93,721	3,50,496	2,72,840	2,62,418	3,33,670
C. Grain, Pulse and Flour	800	175	12,760	12,000	100
D. Liquors	1,39,501	65,059	60,245	28,108	72,299
E. Provisions and Oilman's stores	72,433	60,819	1,11,007	55,055	38,140
F. Spices	1,49,485	62,231	23,094	1,69,033	2,15,100
G. Sugar	3,13,935	1,76,621	3,51,846	1,84,485	12,43,282
H. Tea	1,213	1,370	247	256	216
I. Other Food and Drink	10,181	52	87	..	..
J. Tobacco	26,267	35,560	66,220	16,437	20,135
TOTAL, CLASS I	14,50,649	9,74,373	9,86,346	7,88,883	20,48,047
II.—RAW MATERIALS AND PRODUCE AND ARTICLES MAINLY UNMANUFACTURED—					
A. Coal, Coke and Patent fuel	54,614	18,000	70	129	162
B. Other Non-metallic mining and quarry products and the like	30,310	63,230	63,445	93,935	32,349
C. Fodder, Bran and Pollards	..	..	..	..	..
D. Gums, Resins and Lac	2,30,905	1,30,477	1,46,837	1,90,833	1,64,826
E. Hides and Skins, raw or undressed	26,40,707	22,01,302	56,05,829	79,69,511	2,36,84,833
F. Metallic ores and scrap iron or steel for re-manufacture	535	3,315	1,982	3,766	4,077
G. Oils—Vegetable, Mineral and Animal	1,60,049	56,592	1,08,196	78,489	50,168
H. Oilcakes of all kinds	..	..	..	..	..
I. Paper making materials	..	..	..	..	..
J. Rubber, raw or crude	..	..	..	..	1,200
K. Seeds *including* nuts for oils	15,111	26,039	41,243	11,334	24,833
L. Tallow, Stearine and Wax	1,283	764	14,219	4,103	11,567
M. Cotton, raw and waste	40,961	2,15,639	31,325	1,13,983	87,372
N. Jute ,,	..	..	..	..	..
O. Silk ,,	12,470	15,100	13,999	19,750	26,600
P. Wool ,,	7,97,539	9,31,732	3,19,893	3,11,845	3,55,602
Q. Other textile materials	—	1,500	..	..	..
R. Wood and Timber	7,404	4,227	10,080	13,192	4,960
S. Miscellaneous	1,05,611	1,38,521	68,994	1,49,786	56,975
TOTAL, CLASS II	40,97,499	38,06,438	64,26,112	89,60,656	2,45,05,524

No. 6—*continued*

SUMMARY of the VALUE of the EXPORTS of BRITISH and FOREIGN MERCHANDISE to the BRITISH EMPIRE—continued

	1932-33	1933-34	1934-35	1935-36	1936-37
	R	R	R	R	R
III.—ARTICLES WHOLLY OR MAINLY MANUFACTURED—					
A. Apparel	5,84,525	4,57,100	4,30,940	5,12,277	4,76,888
B. Arms, Ammunition and Military Stores	83,434	1,29,518	1,16,059	1,16,536	85,151
C. Chemicals, Drugs and Medicines	2,35,224	1,89,177	1,92,896	1,84,122	1,80,444
D. Cutlery, Hardware, Implements and Instruments (*excluding* Electrical) instruments and Apparatus)	21,15,972	17,95,566	17,85,498	17,04,891	18,15,475
E. Dyes and Colours	1,54,377	1,20,120	1,07,003	1,37,237	1,86,511
F. Electrical Goods and Apparatus (*other than* Machinery)	2,37,093	1,26,459	2,06,238	2,19,854	1,95,318
G. Furniture, Cabinetware and Manufactures of Wood and Timber	6,08,101	4 19,680	3,92,826	3,75,736	3,78,064
H. Glassware and Earthenware	1,46,556	1,53,335	1,63,641	1,19,853	1,36,570
I. Hides and Skins, tanned or dressed, and Leather	35,078	56,822	52,187	73,815	31,336
J. Machinery of all kinds *including* Belting for Machinery	7,04,747	4,93,561	5,36,725	6,90,611	9,71,561
K. Metals—Iron and Steel and manufactures thereof	1,14,020	78,737	1,48,163	95,123	1,40,635
L. Metals *other than* Iron and Steel and manufactures thereof	2,86,243	5,12,413	5,26,885	8,37,257	12,93,712
M. Paper, Pasteboard and Stationery	1,19,443	68,425	77,218	73,024	88,081
N. Rubber manufactures	1,33,027	83,277	1,43,050	2,05,907	1,76,589
O. Vehicles *excluding* Locomotives, etc., for railways	8,28,842	12,13,310	20,54,592	18,67,047	20,24,663
P. Cotton yarns and manufactures	13,79,689	15,44,617	14,01,940	11,17,369	9,99,832
Q. Jute „ „ „	..	..	..	..	..
R. Silk „ „ „	1,85,756	4,20,092	16,44,588	12,74,068	18,32,261
S. Woollen „ „ „	13,10,873	8,11,752	7,56,725	4,77,568	12,70,781
T. Other yarns and textile fabrics	6,36,148	21,32,685	20,69,598	17,32,426	34,74,383
U. Miscellaneous articles, wholly or mainly manufactured	9,36,450	7,31,378	6,88,617	6,59,185	6,39,816
TOTAL, CLASS III	1,08,35,598	1,15,38,024	1,34,95,389	1,24,73,906	1,64,01,071
IV.—LIVING ANIMALS—					
A. Horses	3,67,566	1,31,900	2,01,700	1,25,700	2,41,660
B. Cattle	..	..	..	..	..
C. Sheep and Goats	..	..	..	..	..
D. Other living animals	7,950	5,955	6,952	9,744	9,094
TOTAL, CLASS IV	3,75,516	1,37,855	2,08,652	1,35,444	2,50,754
V.—POSTAL ARTICLES	9,08,360	7,14,821	5,32,022	3,05,997	1,69,418
GRAND TOTAL	1,76,67,622	1,71,71,511	2,16,48,521	2,26,64,886	4,33,74,814

No. 6—*continued*

SUMMARY of the VALUE of the EXPORTS of BRITISH and FOREIGN MERCHANDISE to FOREIGN COUNTRIES

	1932-33	1933-34	1934-35	1935-36	1936-37
	R	R	R	R	R
I.—FOOD, DRINK AND TOBACCO—					
A. Fish (*excluding* canned fish)	420	..	..	6,000	..
B. Fruits and Vegetables	3,62,548	2,00,983	2,74,271	2,64,253	10,26,020
C. Grain, Pulse and Flour	117	1,000	244	40	..
D. Liquors	83,911	66,640	44,254	45,052	26,824
E. Provisions and Oilman's stores	48,885	43,700	39,496	60,636	32,116
F. Spices	2,48,840	1,81,983	40,043	6,61,935	6,44,535
G. Sugar	1,88,592	5,48,981	2,57,968	3,45,288	2,15,594
H. Tea	6,037	17,010	6,201	3,704	4,909
I. Other Food and Drink	..	12	330	..	15
J. Tobacco	6,991	21,424	64,663	66,582	18,767
TOTAL, CLASS I	9,46,341	10,81,723	7,27,470	14,53,490	19,68,780
II.—RAW MATERIALS AND PRODUCE AND ARTICLES MAINLY UNMANUFACTURED—					
A. Coal, Coke, and Patent Fuel	13,697	8,609	985	5,149	1,301
B. Other Non-metallic mining and quarry products and the like	81,530	82,933	90,073	72,700	55,975
C. Fodder, Bran and Pollards	..	..	..	..	..
D. Gums, Resins and Lac	4,79,647	4,79,729	4,08,967	3,88,754	3,50,547
E. Hides and Skins, raw or undressed	1,30,872	6,902	7,189	8,00,844	14,80,424
F. Metallic ores and scrap iron or steel for remanufacture	9,87,941	14,92,563	10,00,237	8,13,889	17,74,682
G. Oils—Vegetable, Mineral and Animal	2,61,438	3,86,633	1,38,637	68,539	18,980
H. Oilcakes of all kinds	..	..	..	..	..
I. Paper making materials	..	..	..	..	..
J. Rubber, raw or crude	..	..	..	..	..
K. Seeds, *including* nuts for oils	34,571	11,752	11,911	7,401	16,326
L. Tallow, Stearine and Wax	..	137	840	300	220
M. Cotton, raw and waste	48,195	3,93,179	4,55,005	2,45,450	76,709
N. Jute ,,	..	..	..	..	..
O. Silk ,,	7,254	6,299	3,744	7,725	2,405
P. Wool ,,	5,00,171	21,87,400	12,56,655	24,88,954	34,73,005
Q. Other textile materials	..	7,230	..	..	10
R. Wood and Timber	14,822	15,323	24,346	13,427	28,073
S. Miscellaneous	2,01,859	3,63,898	7,67,234	3,89,249	4,55,973
TOTAL, CLASS II	27,61,997	54,42,677	41,65,823	53,02,331	77,34,629

No. 6—*concluded*

SUMMARY of the VALUE of the EXPORTS of BRITISH and FOREIGN MERCHANDISE to FOREIGN COUNTRIES—continued

	1932-33	1933-34	1934-35	1935-36	1936-37
	R	R	R	R	R
III.—ARTICLES WHOLLY OR MAINLY MANUFACTURED—					
A. Apparel	2,64,267	1,96,654	1,72,397	1,90,501	1,29,079
B. Arms, Ammunition and Military Stores	12,544	10,526	7,158	8,833	18,229
C. Chemicals, Drugs and Medicines	1,52,431	1,55,828	3,11,463	3,32,776	2,46,129
D. Cutlery, Hardware, Implements, and Instruments (*excluding* Electrical instruments and Apparatus)	11,74,479	9,49,070	8,21,740	7,23,175	7,50,040
E. Dyes and Colours	2,87,991	2,29,535	2,27,897	2,10,199	3,49,021
F. Electrical Goods and Apparatus (*other than* Machinery)	75,559	1,39,609	1,07,666	90,985	1,34,418
G. Furniture, Cabinetware and Manufactures of Wood and Timber	28,596	35,878	54,989	28,897	28,641
H. Glassware and Earthenware	1,08,985	1,38,213	1,32,558	89,728	68,493
I. Hides and Skins, tanned or dressed, and Leather	21,562	20,270	16,865	11,760	16,597
J. Machinery of all kinds *including* Belting for Machinery	4,29,641	3,55,927	5,01,401	3,20,941	3,20,443
K. Metals—Iron and Steel and manufactures thereof	45,556	58,668	59,579	57,475	93,584
L. Metals *other than* Iron and Steel and manufactures thereof	4,41,280	4,81,437	12,75,124	13,08,317	8,34,529
M. Paper, Pasteboard and Stationery	58,155	69,217	49,383	60,324	48,695
N. Rubber manufactures	13,24,727	1,14,515	68,722	80,828	1,02,365
O. Vehicles *excluding* Locomotives, etc., for railways	2,97,339	2,46,984	5,02,389	5,30,927	6,90,679
P. Cotton yarns and manufactures	43,57,977	43,39,713	16,23,119	13,21,560	17,49,807
Q. Jute „ „ „	..	..	..	..	..
R. Silk „ „ „	53,192	1,08,227	1,34,915	6,91,506	6,66,544
S. Woollen „ „ „	6,75,688	5,48,009	2,90,595	2,45,555	1,94,666
T. Other yarns and textile fabrics	4,91,441	13,68,197	17,86,088	15,19,874	25,79,928
U. Miscellaneous articles wholly or mainly manufactured	2,32,263	3,76,910	3,51,070	2,54,778	2,52,168
TOTAL, CLASS III	1,05,33,573	99,43,387	85,55,118	80,79,239	92,73,955
IV.—LIVING ANIMALS—					
A. Horses	4,000	33,200	8,500	2,000	43,350
B. Cattle	..	..	..	..	..
C. Sheep and Goats	..	..	..	..	..
D. Other living Animals	1,715	1,24,505	8,355	7,545	1,765
TOTAL, CLASS IV	5,715	1,57,705	16,855	9,545	45,115
V.—POSTAL ARTICLES	2,78,198	3,76,556	3,42,929	1,45,221	10,043
GRAND TOTAL	1,45,25,824	1,70,02,068	1,38,08,195	1,49,89,876	1,90,32,522

No. 7

VALUE of IMPORTS of MERCHANDISE (exclusive of GOVERNMENT STORES) from PRINCIPAL COUNTRIES into BRITISH INDIA

COUNTRIES	1932-33	1933-34	1934-35	1935-36	1936-37
	R	R	R	R	R
UNITED KINGDOM (*including* Channel Islands)	48,79,77,339	47,58,68,963	53,72,54,962	52,18,65,245	48,06,66,516
BRITISH POSSESSIONS—					
Europe—					
Irish Free State*	—	16,083	64,745	81,589	96,850
Gibraltar	35,139	29,035	40,782	36,986	29,758
Malta and Gozo	15,473	7,453	26,359	2,488	5,019
Asia—					
Cyprus	1,710	30,024	1,65,849	89,553	86,009
Palestine	1,82,841	1,38,597	1,98,592	1,37,660	1,05,568
Aden and Dependencies	44,70,041	49,26,919	41,94,370	42,69,996	48,07,275
Bahrein Islands	5,34,463	5,04,516	6,80,040	6,81,887	5,99,994
Ceylon (*excluding* Maldives)	1,76,49,787	1,28,86,049	1,28,70,016	1,49,40,987	1,76,10,998
Maldives	58,096	64,520	40,808	36,922	42,794
Straits Settlements	2,78,68,055	2,68,23,626	3,11,87,521	3,65,65,290	3,82,72,859
Federated Malay States	1,14,872	78,287	1,16,680	2,64,326	2,53,976
Non-Federated Malay States*	—	2,489	660	27	..
British Borneo	25,31,790	26,82,481	24,30,555	25,32,221	32,94,440
Hongkong	51,79,920	44,72,046	39,08,382	42,07,046	53,08,212
Africa—					
Gambia	..	..	8,777	..	30
Nigeria (*including* British Mandated Territory of Cameroons)	..	..	39,248	..	..
Union of South Africa	19,02,614	25,92,852	25,28,567	31,28,297	34,12,108
Rhodesia Northern	265	560	..	1,573	..
„ Southern		..	..	1,221	3,180
Zanzibar and Pemba	35,24,020	35,21,562	31,79,091	23,95,806	29,09,815
Kenya Colony	1,86,78,055	2,12,56,818	2,87,87,010	3,26,17,613	3,18,06,531
Uganda Protectorate	1,717	33,900	30,419	53,088	15,396
Tanganyika Territory	11,38,741	24,76,877	26,30,767	43,61,613	37,30,585
Nyasaland Protectorate	709	181	1,613	279	1,502
Somaliland Protectorate	3,371	14,515	11,208	2,907	7,915
Anglo-Egyptian Sudan	66,43,593	7,41,606	29,67,118	48,40,444	42,90,204
Mauritius and Dependencies	5,384	14,710	47,050	35,373	38,712
Seychelles	6,35,899	2,81,016	47,420	1,93,565	5,33,171
Socotra*	—	..	..	3,263	..
America—					
Canada—					
Via Atlantic Coast	26,56,107	66,09,551	88,02,497	89,86,848	68,15,755
„ Pacific „	6,08,285	2,57,877	2,64,334	3,87,673	3,76,501
Newfoundland and Labrador	..	..	161	1,940	..
British West India Islands (*excluding* Bahamas)	21,179	6,535	15,309	20,486	21,266
Oceania—					
Commonwealth of Australia	1,06,85,266	1,02,43,155	96,69,674	1,25,30,888	1,12,41,824
New Zealand	3,27,627	2,18,142	2,00,807	4,07,946	13,46,107
Fiji Islands	1,103	2,971	1,854	3,705	12,496
TOTAL BRITISH POSSESSIONS	10,59,46,222	10,11,81,558	11,62,32,733	13,38,21,456	13,60,26,850
TOTAL BRITISH EMPIRE	59,38,23,561	57,70,50,516	65,34,87,695	65,56,86,701	61,66,93,366

* Separately shown from 1933-34.

No. 7—*continued*

VALUE of IMPORTS of MERCHANDISE (exclusive of GOVERNMENT STORES) from PRINCIPAL COUNTRIES into BRITISH INDIA—continued

COUNTRIES	1932-33	1933-34	1934-35	1935-36	1936-37
FOREIGN COUNTRIES—	R	R	R	R	R
Europe—					
U. S. S. R.—					
Northern	2,48,691	2,11,498	2,81,415	2,12,180	4,19,707
Southern	1,94,06,623	1,61,71,335	1,53,91,047	1,58,88,141	1,21,53,332
Pacific Ports (in Asia)	4,499	499	..	3,116	..
Finland	17,74,022	15,76,987	19,47,502	21,75,712	18,28,035
Estonia	6,01,159	10,60,461	10,51,947	13,85,657	12,62,714
Latvia	1,01,408	1,00,572	82,388	1,63,391	54,811
Lithuania	50,388	83,411	47,592	36,648	1,972
Sweden	95,59,521	1,02,06,757	98,98,570	1,14,22,472	93,98,237
Norway	66,27,369	60,92,939	49,85,559	58,41,171	48,02,294
Poland (*including* Danzig)	22,54,009	18,85,832	25,31,633	19,11,120	27,16,886
Denmark	20,39,485	17,03,381	14,30,435	31,64,539	17,92,908
Germany	10,38,72,100	8,88,50,859	10,10,49,681	12,34,15,673	12,13,15,724
Netherlands	1,69,14,206	1,81,62,799	1,29,91,101	1,34,44,276	1,33,21,252
Belgium	3,41,83,643	2,66,12,597	2,15,82,657	2,43,64,013	2,80,93,040
Luxemburg	13,55,389	14,26,782	14,16,464	9,14,911	3,90,938
France	2,08,82,897	1,50,71,617	1,52,91,344	1,29,50,453	1,14,22,991
Spain	24,61,103	20,90,828	24,12,325	22,03,805	18,39,818
Portugal (*including* Azores and Madeira)	2,99,899	3,25,082	3,99,762	3,69,518	3,66,435
Switzerland	1,29,01,552	1,02,41,870	1,33,64,200	1,47,09,164	1,42,48,540
Italy (*including* Fiume)	3,95,00,861	2,91,28,490	3,01,72,359	2,00,22,382	1,21,14,034
Austria	65,20,002	52,35,497	53,09,292	42,84,486	38,04,928
Hungary	5,16,874	10,56,900	7,77,201	23,71,107	9,72,843
Czechoslovakia	77,72,621	80,34,423	88,05,199	67,97,144	77,54,823
Yugoslavia (Kingdom of the Serbs, Croats and Slovenes)	6,33,038	5,53,710	5,88,849	5,77,501	7,13,103
Bulgaria	..	281	..	..	..
Roumania	33,32,841	52,00,479	8,98,386	2,98,326	3,46,357
Greece (*including* Crete)	4,50,496	2,96,963	2,12,325	2,42,110	1,29,541
Turkey, European	21,414	4,886	52,713	72,216	2,44,066
Turkey, Asiatic	37,676	80,488	1,41,422	1,31,297	7,05,441
Asia—					
Syria	11,844	11,578	23,090	14,123	7,76,484
Maskat Territory and Trucial Oman	23,48,442	22,48,901	21,01,741	20,91,857	19,71,712
Other Native States in Arabia	2,86,222	5,86,768	6,55,465	7,49,107	8,30,861
Iraq	48,26,648	39,36,295	52,45,300	49,60,448	53,78,461
Iran	1,93,27,002	1,44,51,847	2,08,50,711	2,35,42,440	2,17,87,226
Henjam Island	18,190	80	261	635	11
Sumatra	17,43,049	14,28,683	45,24,808	18,75,560	56,77,005
Java	3,73,50,827	7,38,89,881	1,90,67,874	1,74,46,246	43,54,803

No. 7—*concluded*

VALUE of IMPORTS of MERCHANDISE (exclusive of GOVERNMENT STORES) from PRINCIPAL COUNTRIES into BRITISH INDIA—concluded

COUNTRIES	1932-33	1933-34	1934-35	1935-36	1936-37
FOREIGN COUNTRIES—*continued*	R	R	R	R	R
Asia—*continued*					
Borneo (Dutch)	48,74,507	32,15,734	30,08,816	31,47,256	23,47,502
Dutch New Guinea	16,81,523	136	..	..	..
Celebes and other Islands	8,25,340	13,636	7,085	4,032	12,016
Siam	32,62,954	44,74,781	1,93,87,143	31,10,401	25,14,881
French Indo-China	19,86,274	18,79,297	66,59,740	60,04,661	40,70,519
Philippines	3,20,386	3,45,522	3,75,171	4,91,100	7,68,045
Macao	910	..	..	..	..
Japan	20,47,76,116	16,35,51,011	20,79,62,319	21,84,31,649	21,27,26,300
Formosa	..	..	5,352	..	..
China (*exclusive of Hongkong and Macao*)	2,04,91,217	2,22,61,886	2,06,62,891	1,84,61,140	1,39,45,024
Africa—					
Egypt	95,05,246	67,86,596	1,67,49,734	1 53,01,160	1,93,71,070
Tripoli (Libya)	..	3,912	2	..	..
Tunis	..	..	..	..	25
Algeria	..	..	1,919	3,979	3,242
Morocco French Protectorate	..	..	12	3,820	82
Morocco Tangier	..	..	..	120	88,089
Canary Islands	34,791	19,548	1,19,928	69,922	24,160
Belgian Congo (*including* Ruanda Urundi)	..	1,400	..	..	218
Portuguese West Africa	..	88	100	..	..
Portuguese East Africa	18,93,885	32,22,552	27,07,239	44,60,002	28,59,280
Madagascar and Kerguelen	17,147	14,333	15,910	1,08,749	10,64,104
Reunion	..	3,66,722	..	..	..
Italian East Africa (Somaliland and Eritrea)	14,62,619	1,07,552	1,32,206	3,148	321
French Somaliland	73,719	139	5,470	3,132	1,748
Abyssinia	..	16	843	12	60
America—					
United States of America—					
Via Atlantic Coast	10,79,11,842	6,66,29,084	7,87,68,937	8,05,96,920	7,60,14,329
„ Pacific	45,96,936	51,51,976	53,58,391	38,21,530	55,69,069
Cuba	200	..	..	166	..
Hayti and St. Domingo	814	666	248	..	1,634
Porto Rico	..	122	..	..	..
French West Indies (Guadeloupe and Martinique)	..	..	14	..	..
Dutch West Indies (Curacao)	..	..	561	8	..
Mexico	9,20,686	3,20,300	5,26,846	5,85,544	6,06,578
Columbia	2,469	60	..	..	..
Panama (*exclusive* Panama Canal Zone)	..	100	67	57	..
Brazil	733	275	68,627	3,335	2,43,252
Uruguay	..	805	180	2,819	..
Argentine Republic (*including* the Atlantic Coast of Patagonia)	14,355	19,783	15,700	1,30,851	7a,267
Chile (*including* the Pacific Coast of Patagonia)	5,720	8,764	64,686	5,016	24,386
Peru	..	36,780	11,92,080	31,27,000	4,03,615
Ecuador	5,38,438	..	..	..	..
Hawaii	..	..	618	6	12,801
Other Islands in the Pacific	..	..	50	..	..
TOTAL FOREIGN COUNTRIES	73,20,19,614	57,65,19,628	66,93,76,958	68,85,45,684	63,57,06,640
TOTAL IMPORTS	1,32,58,48,175	115,35,70,144	132,28,64,653	134,42 32,385	125.24,00 006

EXPORTS TO PRINCIPAL COUNTRIES

INDIAN MERCHANDISE

No. 8.

VALUE of EXPORTS of INDIAN MERCHANDISE (exclusive of GOVERNMENT STORES) to PRINCIPAL COUNTRIES from BRITISH INDIA

COUNTRIES	1932-33	1933-34	1934-35	1935-36	1936-37
	R	R	R	R	R
UNITED KINGDOM (*including* Channel Islands)	36,62,47,048	47,20,87,978	47,92,46,359	60,47,02,169	68,49,18,584
BRITISH POSSESSIONS—					
Europe—					
Irish Free State*	—	16,56,009	14,38,275	26,12,187	42,66,581
Gibraltar	84,794	22,084	27,272	14,972	27,207
Malta and Gozo	42,974	90,409	84,244	1,05,561	1,86,514
Asia—					
Cyprus	1,52,226	1,69,400	2,88,978	6,45,261	7,53,068
Palestine	6,20,021	10,20,227	8,21,181	6,85,370	13,61,217
Aden and Dependencies	61,25,109	65,10,888	64,40,705	70,66,152	84,20,764
Bahrein Islands	27,73,271	27,60,804	26,46,268	31,27,022	37,85,567
Ceylon (*excluding* Maldives)	6,52,06,876	5,90,76,185	6,26,74,562	7,12,17,789	7,21,58,229
Maldives	1,91,625	71,012	1,20,625	80,705	77,918
Straits Settlements	3,56,45,226	3,26,40,029	3,22,58,935	3,66,40,465	4,29,21,916
Federated Malay States	56,64,895	51,28,027	56,15,572	76,19,194	82,16,457
Non-Federated Malay States*	—	..	2,971	1,442	24,942
British Borneo	15,229	16,158	21,853	40,063	24,064
Hongkong	*1,41,95,606	1,07,63,470	86,83,910	50,01,292	62,21,190
Africa—					
Gambia	26,106	1,18,022	1,47,555	4,95,161	4,71,871
Sierra Leone]	1,45,101	2,54,012	4,00,164	7,19,245	7,10,967
Gold Coast (*including* Br. Mandated Territory of Togoland)	7,07,922	8,22,450	8,23,928	20,28,915	18,87,251
Nigeria (*including* Br. Mandated Territory of Cameroons)	15,57,653	16,62,660	24,91,389	55,41,125	56,68,407
Protectorate of South-West Africa	..	506	248	43,573	3,078
Union of South Africa	1,24,19,103	1,20,49,220	1,42,42,448	1,56,46,950	1,71,03,772
Rhodesia, Northern]	..	..	..	..	..
" Southern		968	..	..	17,266
Zanzibar and Pemba	22,66,576	20,28,492	15,89,891	14,93,530	18,13,941
Kenya Colony	41,24,911	37,06,199	35,42,700	42,63,276	45,75,574
Uganda Protectorate	79,553	92,576	1,31,979	1,23,057	1,31,244
Tanganyika Territory	16,08,978	11,71,970	10,51,117	12,25,880	15,11,854
Nyasaland Protectorate	4,975	..	421	5,751	6,540
Somaliland Protectorate	2,96,098	2,77,476	2,24,843	1,60,370	3,91,186
Anglo-Egyptian Sudan	21,40,990	20,82,886	22,79,711	24,14,535	28,83,459
Mauritius and Dependencies	74,40,190	66,82,530	65,75,860	87,03,532	85,59,106
Seychelles	4,64,540	2,68,578	3,64,164	3,76,645	4,91,620
Socotra*	—	14,306	1,08,551	3,583	..
America—					
Canada—					
Vid Atlantic Coast	1,15,77,556	1,51,10,991	1,42,22,170	1,37,09,282	1,70,11,062
" Pacific "	46,79,626	36,86,978	29,63,442	25,04,548	47,80,259
Newfoundland and Labrador	..	..	..	..	6,000
Bermuda	1,718	2,846	2,408	100	2,648
Bahamas	7,323	24,591	54,717	46,434	88,295
British West India Islands (*excluding* Bahamas)	25,52,090	28,97,641	36,81,176	51,22,883	42,93,102
British Honduras	7,306	21,021	28,569	65,745	77,196
British Guiana	7,36,151	5,94,050	4,97,296	6,42,216	6,99,036
Falkland Islands	1,744	..	..	..	..
Oceania—					
Commonwealth of Australia	3,88,40,570	2,98,06,626	2,71,23,831	2,86,83,103	3,23,36,262
Territory of Papua	4,45,659	3,18,600	2,41,041	2,80,422	4,00,767
Other British Pacific Islands*	—	..	879	..	..
New Zealand	38,48,595	52,94,686	49,73,955	40,12,474	44,20,558
Cook Islands*	—	..	700	..	..
Fiji Islands	6,07,867	4,04,678	3,67,195	4,84,804	5,01,161
TOTAL BRITISH POSSESSIONS	22,88,89,910	20,93,89,683	20,94,44,195	23,48,24,823	25,06,91,924
TOTAL BRITISH EMPIRE	59,51,36,958	68,14,77,661	68,86,90,594	73,95,86,492	80,46,10,458

*Separately shown from 1933-34.

No. 8—*continued*

VALUE of EXPORTS of INDIAN MERCHANDISE (exclusive of GOVERNMENT STORES) to PRINCIPAL COUNTRIES from BRITISH INDIA—continued

COUNTRIES	1932-33	1933-34	1934-35	1935-36	1936-37
	R	R	R	R	R
FOREIGN COUNTRIES—					
Europe—					
U. S. S. R.—					
Northern	8,37,343	2,43,036	16,245	46,407	35,280
Southern	17,94,301	5,63,5[illegible]6	3,25,984	34,18,079	41,33,446
Pacific Ports (in Asia)	16,22,021	..	..	57,684	97,442
Finland	2,56,569	4,97,048	19,64,577	9,76,228	17,19,051
Estonia	..	2,850	61,878	1,00,779	66,983
Latvia	..	1,000	16,307	..	37,530
Lithuania	..	..	78,399	87,300	4,43,268
Sweden	23,16,894	33,57,349	37,89,207	40,45,419	42,71,110
Norway	31,30,833	37,75,600	35,49,455	40,13,472	46,18,144
Poland (*including* Danzig)	28,29,596	40,77,196	58,17,990	81,59,981	1,07,18,537
Denmark	10,01,075	16,13,924	14,92,263	11,58,260	25,83,657
Germany	6,59,03,712	9,88,68,622	7,16,79,268	9,50,29,502	10,03,14,704
Netherlands	4,12,70,887	4,21,19,813	3,32,78,799	3,70,61,578	5,64,22,879
Belgium	4,01,50,388	4,48,21,960	4,38,60,652	5,51,95,836	7,62,45,083
France	3,07,61,662	7,37,15,875	5,29,19,983	7,15,34,193	8,19,22,772
Spain	1,37,05,538	1,41,17,890	1,38,42,846	1,78,11,464	67,24,562
Portugal (*including* Azores and Madeira)	9,24,028	6,98,352	18,57,834	25,66,451	48,32,929
Switzerland	10,359	1,03,177	2,14,419	1,62,857	1,35,236
Italy (*including* Fiume)	4,78,14,555	5,75,37,344	[illegible]72	4,12,784	2,89,135
Austria	38,606	[illegible]	1,25,646	3,08,490	3,70,666
Hungary	244	..	1,56,260	11,51,064	21,23,729
Czechoslovakia	2,61,675	4,98,619	6,09,085	2,93,579	5,84,874
Yugo-Slavia (Kingdom of the Serbs, Croats and Slovenes)	1,42,925	..	50,337	5,188	17,258
Albania	..	..	..	2,43,815	17,05,032
Bulgaria	2,89,884	2,46,904	4,77,207	7,34,111	7,34,963
Roumania	4,19,869	5,65,382	5,26,776	47,53,055	47,49,557
Greece (*including* Crete)	25,99,109	46,24,200	50,93,836	9,49,855	19,96,466
Turkey, European	16,47,402	17,99,337	14,52,094	7,69,068	14,20,636
Turkey, Asiatic	18,66,044	17,76,688	16,44,609		
Asia—					
Syria	15,61,400	17,79,245	21,16,604	17,45,865	23,28,446
Muskat Territory and Trucial Oman	37,93,277	30,28,792	32,75,139	30,32,681	31,55,495
Other Native States in Arabia	53,03,388	44,39,501	47,69,687	49,86,812	58,46,208
Iraq	52,40,137	40,25,470	36,64,977	42,79,280	56,08,884
Iran	55,34,934	56,56,538	35,39,981	43,62,433	1,29,45,216
Henjam Island	59,385	70,895	68,725	8,885	65
Afghanistan	2,700	1,605	..	..	1,306
Sumatra	47,74,955	43,71,065	43,19,033	52,64,560	38,95,928
Java	70,70,258	44,87,648	43,53,907	46,25,706	76,04,937
Borneo (Dutch)	2,72,703	3,13,633	2,25,372	3,25,584	3,39,778
Dutch New Guinea	20	..	..	..	45
Celebes and other Islands	4,12,459	6,84,577	6,33,745	7,27,623	8,28,073
Siam	45,46,990	92,81,173	1,14,88,484	91,01,499	61,32,114
French Indo-China	37,51,864	58,60,041	49,36,975	57,07,748	83,14,082
Philippines	47,50,809	41,48,494	28,54,109	34,26,189	50,76,492
Portuguese Timor*	—	..	..	2	..
Japan	18,95,09,773	18,46,28,846	24,59,13,334	21,88,71,431	30,07,17,537
Korea	..	20	..	..	..
Formosa	15,92,940	3,95,858	8,19,635	5,33,078	9,54,571
China (*exclusive* of Hongkong and Macao)	2,56,57,593	4,53,45,902	2,61,99,700	1,87,63,380	1,25,19,057

* Separately recorded from 1933-34.

EXPORTS TO PRINCIPAL COUNTRIES

INDIAN MERCHANDISE

No. 8—*concluded*

VALUE of EXPORTS of INDIAN MERCHANDISE (exclusive of GOVERNMENT STORES) to PRINCIPAL COUNTRIES from BRITISH INDIA—concluded

COUNTRIES	1932-33	1933-34	1934-35	1935-36	1936-37
	R	R	R	R	R
FOREIGN COUNTRIES—*continued*					
Africa—					
Egypt	1,08,89,843	1,15,27,181	1,24,03,336	1,24,56,063	1,34,13,365
Tripoli (Libya)	51,528	39,550	49,542	33,906	6,197
Tunis	34,712	32,337	44,944	4,444	11,367
Algeria	39,230	25,580	11,622	15,977	46,188
Morocco*	1,46,155	—	—	—	—
„ Spanish	—	65,479	14,795	..	1,02,825
„ French Protectorate	—	16,975	42,782	26,775	3,69,670
„ Tangier	—	1,01,094	1,37,613	2,33,561	2,43,075
Canary Islands	11,305	9,918	20,355	8,725	2,442
Spanish West Africa	802	..	..	21,592	25,408
French West Africa (*including* French Mandated Territories of Togoland and Cameroons)	1,42,096	2,44,601	5,85,506	17,04,418	14,06,240
Liberia	400	588	..	14,622	66,096
Belgian Congo (*including* Ruanda Urundi)	..	..	..	747	2,67,270
Portuguese West Africa	4,86,523	4,14,786	6,21,447	2,82,705	3,82,857
Portuguese East Africa	85,44,404	69,75,522	77,14,566	81,55,560	93,25,798
Madagascar and Kerguelen	2,09,258	4,48,549	2,33,021	2,18,024	3,43,278
Réunion	2,08,304	18,188	58,436	2,25,444	1,84,907
Italian East Africa (Somaliland and Eritrea)	3,67,645	7,66,897	10,29,395	13,79,258	1,09,631
French Somaliland	15,67,259	11,93,928	8,30,026	3,49,729	2,86,966
Abyssinia	112	..	..	825	3,669
America—					
United States of America—					
Vid Atlantic Coast	8,56,05,122	12,65,60,597	11,47,38,186	14,24,31,189	16,76,71,712
„ Pacific „	1,20,35,790	1,41,74,288	1,42,71,440	1,87,89,996	1,73,16,203
Cuba	74,78,778	66,65,383	66,29,706	78,05,965	80,91,334
Hayti and St. Domingo	3,07,631	7,19,485	6,48,564	8,74,397	9,42,273
Porto Rico	14,67,180	8,94,443	15,39,595	13,02,153	14,51,174
French West Indies (Guadeloupe and Martinique)	74,715	33,344	65,632	18,174	42,710
Dutch West Indies (Curacao)	..	2,435	4,106	2,700	9,309
Mexico	13,98,426	3,46,945	20,72,529	17,29,299	10,30,369
Guatemala	19,062	10,181	22,193	3,887	67,753
Honduras (not British)	..	..	817	4,422	69,291
San Salvador	40,938	1,865	810	..	..
Nicaragua	45,219	32,106	1,04,805	95,805	1,05,840
Costa Rica	78,522	96,245	47,890	20,752	74,250
Columbia	65,782	3,03,735	6,52,835	11,89,652	18,53,672
Panama (*including* Panama Canal Zone)	1,46,703	47,710	56,140	1,23,096	41,427
Venezuela	79,449	72,150	32,178	16,992	6,385
Dutch Guiana	71,621	44,189	63,585	69,338	77,398
French Guiana	..	..	160	..	8,115
Brazil	27,02,814	33,72,290	33,65,026	40,15,133	44,56,076
Paraguay	1,34,592	1,61,461	1,83,265	28,800	69,713
Uruguay	11,48,120	12,69,593	9,06,335	4,16,078	10,44,831
Argentine Republic (*including* the Atlantic Coast of Patagonia)	2,82,60,236	2,27,37,059	2,73,81,862	2,07,10,801	3,07,05,245
Chile (*including* the Pacific Coast of Patagonia)	16,52,297	28,33,927	24,83,355	37,37,231	32,50,686
Peru	20,15,137	20,05,344	23,13,954	21,20,058	20,87,629
Ecuador	1,00,727	2,05,111	1,51,785	1,93,038	2,08,600
Bolivia	8,489	14,934	13,050	14,231	47,160
Hawaii	24,09,702	23,43,063	27,22,397	20,13,363	25,90,156
Other islands in the Pacific	3,850	12,068	1,09,565	9,516	38,701
TOTAL FOREIGN COUNTRIES	72,60,24,006	79,10,29,159	82,80,06,903	86,56,50,503	106,66,35,693
TOTAL EXPORTS OF INDIAN MERCHANDISE	132,27,20,964	147,25,06,820	151,66,97,497	160,52,36,994	196,12,46,151

* Figures prior to 1933-34 relate to Morocco.

FOREIGN MERCHANDISE

No. 9

VALUE of EXPORTS of FOREIGN MERCHANDISE (exclusive of GOVERNMENT STORES) to PRINCIPAL COUNTRIES from BRITISH INDIA

COUNTRIES	1932-33	1933-34	1934-35	1935-36	1936-37
	R	R	R	R	R
UNITED KINGDOM (*including* Channel Islands)	98,79,687	84,68,894	1,05,90,868	1,32,05,557	3,08,25,555
BRITISH POSSESSIONS—					
Europe—					
Irish Free State*	—	..	103	880	800
Gibraltar	16,307	4,418	7,549	9,860	1,074
Malta and Gozo	4,974	..	10,380	1,148	1,250
Asia—					
Cyprus	..	..	..	14,362	1,033
Palestine	52,500	48,751	36,832	49,516	50,077
Aden and Dependencies	6,18,947	8,34,448	10,10,441	12,16,252	28,78,443
Bahrein Islands	11,28,279	6,02,325	10,36,600	7,45,858	9,54,885
Ceylon (*excluding* Maldives)	29,47,604	22,89,720	47,26,373	33,68,761	30,30,551
Maldives	3,794	6,578	47,856	32,540	2,544
Straits Settlements	7,09,056	7,42,589	8,76,228	10,63,422	13,26,077
Federated Malay States	18,602	12,771	13,699	10,899	1,77,570
British Borneo	..	..	496	27,500	..
Hongkong	4,80,460	3,05,656	2,77,855	3,36,552	4,05,826
Africa—					
Gold Coast (*including* Br. Mandated Territory of Togoland)	488	6,760	..	500	..
Nigeria (*including* Br. Mandated Territory of Cameroons)	4,817	750	612	3,145	2,751
Protectorate of South West Africa	..	50	25	..	..
Union of South Africa	1,83,749	1,33,015	1,68,509	1,91,614	1,55,365
Zanzibar and Pemba	2,08,665	1,95,694	2,63,263	2,65,587	3,16,541
Kenya Colony	6,89,902	10,08,765	11,79,318	8,25,984	15,77,400
Uganda Protectorate	21,076	11,793	38,125	16,836	311
Tanganyika Territory	1,87,162	1,62,079	2,53,694	3,08,238	3,41,255
Somaliland Protectorate	556	29	428	..	3,66,624
Anglo-Egyptian Sudan	1,05,675	3,36,568	8,10,241	6,46,918	10,81,194
Mauritius and Dependencies	97,421	1,57,644	72,594	80,133	1,18,380
Seychelles	1,18,547	74,270	91,567	94,120	1,48,249
Socotra*	—	1,755	995	3,080	2,270
America—					
Canada—					
Via Atlantic Coast	21,965	29,989	43,712	28,469	4,212
" Pacific	250	1,118	..	914	90
Bermuda	..	..	291	..	..
British West India Islands (*excluding* Bahamas)	10,589	350	1,259	1,008	10,225
British Guiana	600	..	..	50	727
Oceania—					
Commonwealth of Australia	1,27,398	28,403	68,515	67,851	50,788
Territory of Papua	..	..	500	936	..
New Zealand	13,595	18,920	14,626	18,436	20,079
Fiji Islands	19,202	7,364	9,359	27,885	21,778
TOTAL BRITISH POSSESSIONS	77,87,985	87,02,617	1,10,57,652	94,59,329	1,30,49,259
TOTAL BRITISH EMPIRE	1,76,67,622	1,71,71 511	2,16,48,521	2,26,64,886	4,38,74,814
FOREIGN COUNTRIES—					
Europe—					
U. S. S. R.—					
Northern	110	..	..	..	..
Southern	6,090	2,860	5,730	..	..
Finland	..	..	1,350	..	..
Estonia	..	..	..	150	..
Latvia	..	..	..	..	140
Sweden	1,10,680	39,407	27,815	30,239	28,130
Norway	33,914	32,617	34,892	15,332	17,276
Poland (*including* Danzig)	..	5	259	670	6,537
Denmark	21,614	16,419	33,518	14,670	11,490
Germany	6,72,333	8,69,944	9,98,297	8,29,159	9,61,845
Netherlands	3,20,208	2,45,338	2,04,214	2,25,904	1,75,428
Belgium	1,96,815	2,38,085	1,94,673	1,69,965	1,66,189
France	5,24,088	6,18,882	6,88,684	4,80,046	5,30,635
Spain	7,105	7,794	19,735	5,395	..
Portugal (*including* Azores and Madeira)	3,960	444	19,780	782	..
Switzerland	62,002	25,874	32,382	17,476	30,593
Italy (*including* Fiume)	7,66,277	7,56,655	3,29,052	2,10,870	72,514

* Separately shown from 1933-34.

FOREIGN MERCHANDISE

No. 9—*continued*

VALUE of EXPORTS of FOREIGN MERCHANDISE (exclusive of GOVERNMENT STORES) to PRINCIPAL COUNTRIES from BRITISH INDIA—continued

COUNTRIES	1933-34	1934-35	1935-36	1936-37	1937-38
	R	R	R	R	R
FOREIGN COUNTRIES—*contd.*					
Europe—*contd.*					
Austria	430	17,005	2,350	2,656	8,711
Hungary	75	..	..	..	3,760
Czechoslovakia	3,009	1,500	2,035	150	50
Yugoslavia (Kingdom of the Serbs, Croats and Slovenes)	..	..	..	10,920	13,000
Albania	..	..	1,763	..	..
Bulgaria	..	..	..	..	6,150
Roumania	175	3	21,705	18,415	1,095
Greece (*including* Crete)	33,798	48,231	37,648	36,231	27,215
Turkey, European	1,52,736	2,28,950	1,18,850	70,550	21,855
Turkey, Asiatic	11,859	1,207	34,650	125	51,005
Asia—					
Syria	60,390	72,641	2,28,809	2,96,572	2,38,630
Muskat Territory and Trucial Oman	10,15,161	15,80,711	10,48,317	12,14,535	11,09,555
Other Native States in Arabia	5,04,398	5,33,207	6,92,948	8,17,962	10,22,801
Iraq	26,53,862	26,01,249	20,79,670	15,94,534	22,50,468
Iran	27,81,732	27,94,844	12,14,464	13,43,381	16,60,999
Hanjam Island	20,344	12,629	3,537	1,734	7,933
Afghanistan	23,079	2,146	..	..	1,052
Sumatra	7,956	2,400	2,852	2,268	1,862
Java	2,11,203	1,71,651	1,40,740	1,23,789	1,87,950
Borneo (Dutch)	5	80	..	..	..
Celebes and Other Islands	1,800	256	..	1,523	..
Siam	47,279	48,178	60,185	78,042	95,811
French Indo-China	17,914	3,122	14,846	6,086	575
Philippines	25,296	4,258	7,604	11,631	42,693
Japan	10,18,185	16,59,451	22,19,348	18,70,721	25,94,989
Formosa	..	..	..	1,067	..
China (*exclusive of* Hongkong and Macao)	1,62,741	89,288	1,66,747	56,927	75,075
Africa—					
Egypt	2,76,095	5,24,280	3,64,714	3,56,607	5,20,549
Tripoli (Libya)	..	2,600	..	..	..
Tunis	6,400	2,600	3,065	6,200	4,865
Morocco French Protectorate*	—	100	1,825	3,750	20,335
Canary Islands	..	175	3,019	22,143	1,945
French West Africa (*including* French Mandated Territories of Togoland and Cameroons).	..	..	310	95	..
Liberia	..	1,220	2,257	..	..
Portuguese West Africa	..	..	..	5,467	..
Portuguese East Africa	2,13,663	2,22,062	2,20,367	2,21,771	2,67,536
Madagascar and Kerguelen	283	50	475	562	1,649
Réunion	2,956	1,515	1,195	6,449	976
Italian East Africa (Somaliland and Eritrea)	40,425	43,040	40,525	2,25,315	1,09,205
French Somaliland	63,535	56,649	28,234	1,47,263	121,056
Abyssinia	1,063	950	2,114	36	..
America—					
United States of America—					
Pld Atlantic Coast	21,57,806	28,30,243	24,28,173	42,27,564	35,68,439
„ Pacific „	83,674	8,028	7,685	21,304	2,359
Cuba	..	..	..	66	..
Hayti and St. Domingo	1,791	..	710	..	..
Dutch West Indies (Curacao)	..	..	..	275	..
Mexico	..	5,791	..	..	..
Nicaragua	73	..	..	..	..
Colombia	..	..	..	..	982
Panama (*including* Panama Canal Zone)	..	10	2,000	3,120	..
Dutch Guiana	..	..	30	..	..
Brazil	..	6,859	..	405	414
Uruguay	..	..	..	..	..
Argentine Republic (*including* the Atlantic Coast of Patagonia)	450	46,725	2,300	400	..
Chile (*including* the Pacific Coast of Patagonia)	..	1,741	..	..	..
Ecuador	..	..	..	179	..
Hawaii	..	..	4,000	..	3,050
Other Islands in the Pacific	..	..	..	..	169
TOTAL FOREIGN COUNTRIES	1,45,25,824	1,70,02,058	1,38,06,196	1,49,89,876	1,90,32,522
TOTAL EXPORTS OF FOREIGN MERCHANDISE	3,21,73,446	3,41,78,569	3,54,56,716	3,76,54,762	6,24,07,336

* Separately recorded from 1935-36.

No. 10

GENERAL IMPORTS

IN EACH OFFICIAL YEAR FROM 1932-33 TO 1936-37

Note.—The summary classes and their sub-divisions are shown in brackets against articles. For summaries *see pages 3—8.*

ARTICLES, AND COUNTRIES OF CONSIGNMENT; ALSO SHARE OF EACH PROVINCE	QUANTITY					VALUE				
	1932-33	1933-34	1934-35	1935-36	1936-37	1932-33	1933-34	1934-35	1935-36	1936-37
						R	R	R	R	R
Animals, living—										
Horses (IV. A)—	No.	No.	No.	No.	No.					
United Kingdom (*including* Channel Islands)	290	361	389	388	375	5,64,840	4,96,634	5,78,520	8,11,223	4,29,294
Irish Free State*	—	..	..	..	2	—	..	..	..	5,500
Ceylon (*excluding* Maldives)	30	23	5	11	6	13,185	31,368	6,661	8,000	3,040
Straits Settlements	19	7	8	8	7	6,200	3,700	14,400	4,000	3,500
Commonwealth of Australia	966	2,525	2,027	2,123	1,555	4,96,500	15,72,900	14,87,300	14,73,131	7,88,790
Other British Possessions	3	..	3	5	5	1,800	..	1,600	4,000	4,000
TOTAL BRITISH EMPIRE	1,310	2,916	2,332	2,540	1,950	10,82,525	24,05,102	20,88,481	23,00,354	12,34,124
Belgium	..	1	..	..	3	..	150	..	..	13,000
France	1	..	34	..	1	400	..	26,720	..	2,675
Italy (*including* Fiume)	2	5	42	..	12	1,000	2,200	20,800	..	6,500
Iraq	610	721	599	395	229	1,91,900	2,17,900	1,79,600	1,18,200	69,10
Egypt	41	52	..	1	2	12,800	26,000	..	1,198	1,600
Other Foreign Countries	6	2	4	5	..	1,800	600	4,900	1,100	..
TOTAL FOREIGN COUNTRIES	660	781	679	401	247	3,07,400	2,46,850	2,32,020	1,20,498	92,875
Share of Bengal	*73*	*1,233*	*661*	*879*	*63*	*1,36,531*	*13,04,800*	*9,08,579*	*9,62,343*	*81,037*
" *Bombay*	*1,227*	*2,257*	*2,207*	*1,929*	*1,970*	*9,90,258*	*11,01,485*	*12,68,794*	*9,42,703*	*10,22,115*
" *Sind*	*20*	*35*	*32*	*77*	*21*	*57,145*	*43,579*	*44,314*	*4,07,646*	*8,017*
" *Madras*	*46*	*84*	*39*	*33*	*134*	*1,01,995*	*1,49,388*	*63,628*	*78,150*	*1,75,259*
" *Burma*	*4*	*33*	*22*	*23*	*19*	*4,000*	*47,800*	*30,186*	*30,000*	*40,550*
TOTAL	1,910	3,697	3,061	2,941	2,197	12,89,925	26,51,952	23,15,501	24,20,852	13,26,999
Other kinds (IV. B)—	No.	No.	No.	No.	No.					
United Kingdom (*including* Channel Islands)	1,553	1,023	1,359	1,338	2,016	1,11,931	1,10,082	1,32,478	1,26,868	1,62,296
Ceylon (*excluding* Maldives)	158	135	65	61	34	1,024	11,498	1,796	2,049	3,375
Union of South Africa	8	..	60	112	87	105	..	978	5,888	1,993
Kenya Colony	..	88	129	4	42	..	2,350	9,700	2,000	12,455
Commonwealth of Australia	377	316	127	173	359	37,514	13,024	11,717	9,972	18,607
Other British Possessions	102	96	1,278	712	702	3,823	2,195	5,216	4,048	3,869
TOTAL BRITISH EMPIRE	2,198	1,663	3,018	2,395	3,240	1,54,397	1,39,149	1,62,885	1,50,325	2,02,595
Germany	258	296	310	768	772	25,256	3,609	5,870	17,446	19,333
Belgium	29	80	164	438	364	1,075	1,545	888	9,794	2,824
France	..	5	17	252	6	..	450	210	22,119	480
Iraq	8	10	20	218	24	400	630	1,050	6,366	3,280
Japan	2	4	2,072	1,957	3,012	536	1,206	5,878	3,805	4,730
United States of America—										
Vid Atlantic Coast	30	43	8	5	2	4,842	6,116	260	150	225
Other Foreign Countries	47	563	747	820	356	2,680	2,641	1,304	6,675	7,211
TOTAL FOREIGN COUNTRIES	374	1,001	3,342	4,443	4,536	34,799	21,197	15,455	71,355	38,083

* Separately shown from 1933-34. Prior to 1933-34 included under the United Kingdom.

No. 10—*continued*

ARTICLES, AND COUNTRIES OF CONSIGNMENT; ALSO SHARE OF EACH PROVINCE	QUANTITY					VALUE				
	1932-33	1933-34	1934-35	1935-36	1936-37	1932-33	1933-34	1934-35	1935-36	1936-37
Animals, living—*continued*	No.	No.	No.	No.	No.	R	R	R	R	R
Other kinds (IV. B)—continued										
Share of Bengal	*683*	*1,188*	*342*	*1,027*	*2,218*	*72,856*	*61,298*	*40,522*	*45,102*	*70,696*
„ *Bombay*	*1,939*	*821*	*4,091*	*4,531*	*4,553*	*76,627*	*95,678*	*1,17,387*	*1,37,084*	*1,30,919*
„ *Sind*	*249*	*118*	*68*	*174*	*575*	*17,949*	*9,691*	*3,996*	*15,003*	*8,974*
„ *Madras*	*431*	*369*	*1,178*	*625*	*282*	*14,871*	*10,932*	*12,643*	*17,673*	*16,378*
„ *Burma*	*127*	*168*	*150*	*481*	*148*	*7,983*	*8,643*	*3,792*	*6,314*	*14,601*
TOTAL	2,573	2,664	6,360	6,838	7,776	1,89,196	1,60,346	1,78,340	2,21,680	2,40,678
***Total of Animals, living*—**	No.	No.	No.	No.	No.					
BRITISH EMPIRE	3,506	4,579	5,400	4,935	5,190	12,36,922	25,44,251	22,46,366	24,50,679	14,36,719
FOREIGN COUNTRIES	1,034	1,782	4,021	4,844	4,783	2,42,199	2,68,047	2,47,475	1,91,853	1,30,958
TOTAL	4,542	6,361	9,421	9,779	9,973	14,79,121	28,12,298	24,93,841	26,42,532	15,67,677
Apparel (*excluding* hosiery and boots and shoes)—										
Apparel (including drapery, uniforms, and accoutrements) (III. A) (a)—										
United Kingdom (*including* Channel Islands)	—	—	—	—	—	16,16,494	15,47,428	13,72,330	12,01,772	11,32,606
Ceylon (*excluding* Maldives)	—	—	—	—	—	22,655	12,060	18,461	30,026	3,224
Straits Settlements	—	—	—	—	—	20,303	16,500	20,783	18,007	5,109
Hongkong	—	—	—	—	—	47,658	20,735	24,563	28,991	34,046
Kenya Colony	—	—	—	—	—	6,468	8,106	3,387	165	..
Commonwealth of Australia	—	—	—	—	—	2,993	6,113	4,856	3,181	3,208
Other British Possessions	—	—	—	—	—	9,864	7,771	7,461	6,366	3,929
TOTAL BRITISH EMPIRE	—	—	—	—	—	17,26,435	16,18,713	14,51,840	12,88,508	11,82,182
Sweden	—	—	—	—	—	5,826	1,028	264	142	103
Germany	—	—	—	—	—	2,08,991	2,02,596	76,518	82,252	66,387
Belgium	—	—	—	—	—	7,642	9,031	4,283	1,638	1,400
France	—	—	—	—	—	23,694	20,038	39,631	28,106	16,010
Italy (*including* Fiume)	—	—	—	—	—	29,564	13,253	20,170	9,009	4,444
Austria	—	—	—	—	—	5,240	3,413	2,316	3,443	2,314
Hungary	—	—	—	—	—	..	..	831	7,628	760
Czechoslovakia	—	—	—	—	—	2,779	1,462	3,094	999	12,231
Iraq	—	—	—	—	—	1,250	701	392	6,176	87
Japan	—	—	—	—	—	18,52,200	21,06,508	23,93,322	19,32,489	33,47,917
China (*exclusive* of Hongkong and Macão)	—	—	—	—	—	1,16,724	1,34,415	1,13,870	1,42,036	1,62,615
United States of America—*Vid* Atlantic Coast	—	—	—	—	—	50,100	44,423	61,066	62,505	59,003
„ Pacific „	—	—	—	—	—	2,572	1,486	3,038	2,560	6,476
Other Foreign Countries	—	—	—	—	—	12,053	12,447	8,765	14,460	8,067
TOTAL FOREIGN COUNTRIES	—	—	—	—	—	23,18,635	25,50,808	27,27,560	22,93,443	36,87,874
Share of Bengal	—	—	—	—	—	*9,05,091*	*7,82,807*	*11,12,742*	*13,73,384*	*7,12,248*
„ *Bombay*	—	—	—	—	—	*20,26,241*	*22,05,072*	*20,14,973*	*14,03,387*	*15,03,593*
„ *Sind*	—	—	—	—	—	*2,60,126*	*3,33,821*	*2,95,467*	*2,39,172*	*2,59,635*
„ *Madras*	—	—	—	—	—	*2,95,857*	*2,15,901*	*2,13,502*	*2,43,110*	*2,61,070*
„ *Burma*	—	—	—	—	—	*6,16,756*	*6,31,913*	*5,42,716*	*3,23,958*	*21,33,510*
TOTAL	—	—	—	—	—	40,45,070	41,69,516	41,79,400	35,81,951	48,70,056

(a) Includes Cotton knitted fabrics and Woollen knitted apparel in 1934-35.

No. 10—*continued*

ARTICLES AND COUNTRIES OF CONSIGNMENT; ALSO SHARE OF EACH PROVINCE	QUANTITY					VALUE				
	1932-33	1933-34	1934-35	1935-36	1936-37	1932-33	1933-34	1934-35	1935-36	1936-37
								R		
Apparel (*excluding* hosiery and boots and shoes)—*continued*										
Apparel (including *drapery, uniforms and accoutrements*) —continued										
Cotton knitted fabrics(III-A)(a)—			Lbs.							
United Kingdom (*including* Channel Islands)	—	—	9,551	—	—	—	—	18,013	—	—
Other British Possessions	—	—	2,182	—	—	—	—	4,347	—	—
TOTAL BRITISH EMPIRE	—	—	5,733	—	—	—	—	17,360	—	—
Japan	—	—	68,838	—	—	—	—	92,014	—	—
Other Foreign Countries	—	—	2,150	—	—	—	—	2,614	—	—
TOTAL FOREIGN COUNTRIES	—	—	70,988	—	—	—	—	94,628	—	—
Share of Bengal	—	—	*4,676*	—	—	—	—	*4,630*	—	—
" *Bombay*	—	—	*66,194*	—	—	—	—	*1,03,776*	—	—
" *Sind*	—	—	*5,473*	—	—	—	—	*3,205*	—	—
" *Madras*	—	—	*378*	—	—	—	—	*378*	—	—
TOTAL	—	—	76,721	—	—	—	—	1,11,988	—	—
Woollen knitted apparel (III-A) (*b*)—			Lbs.							
United Kingdom (*including* Channel Islands)	—	—	82,396	—	—	—	—	1,06,710	—	—
Other British Possessions	—	—	1,058	—	—	—	—	2,518	—	—
TOTAL BRITISH EMPIRE	—	—	83,454	—	—	—	—	1,09,228	—	—
Germany	—	—	2,347	—	—	—	—	5,314	—	—
Japan	—	—	220,505	—	—	—	—	6,43,167	—	—
Other Foreign Countries	—	—	1,177	—	—	—	—	5,666	—	—
TOTAL FOREIGN COUNTRIES	—	—	224,029	—	—	—	—	6,54,147	—	—
Share of Bengal	—	—	*38,935*	—	—	—	—	*1,90,871*	—	—
" *Bombay*	—	—	*79,791*	—	—	—	—	*3,42,478*	—	—
" *Sind*	—	—	*25,480*	—	—	—	—	*67,104*	—	—
" *Madras*	—	—	*12,376*	—	—	—	—	*19,710*	—	—
" *Burma*	—	—	*100,902*	—	—	—	—	*3,13,206*	—	—
TOTAL	—	—	257,483	—	—	—	—	7,63,375	—	—

(*a*) Separately specified from 1934-35 and transferred under Cotton hosiery from 1935-36.
(*b*) Separately specified from 1934-35 and transferred under Woollen hosiery from 1935-36.

No. 10—*continued*

ARTICLES AND COUNTRIES OF CONSIGNMENT; ALSO SHARE OF EACH PROVINCE	QUANTITY					VALUE				
	1932-33	1933-34	1934-35	1935-36	1936-37	1932-33	1933-34	1934-35	1935-36	1936-37
								R		
Apparel (*excluding* hosiery and boots and shoes)—*continued*										
Apparel (including drapery, *uniforms and accoutrements*)—continued										
Others (III. A) (a)—										
United Kingdom (*excluding* Channel Islands)	—	—	—	—	—	—	—	12,52,607	—	—
Ceylon (*excluding* Maldives)	—	—	—	—	—	—	—	18,335	—	—
Straits Settlements	—	—	—	—	—	—	—	16,542	—	—
Hongkong	—	—	—	—	—	—	—	28,162	—	—
Other British Possessions	—	—	—	—	—	—	—	14,606	—	—
TOTAL BRITISH EMPIRE	—	—	—	—	—	—	—	13,25,252	—	—
Germany	—	—	—	—	—	—	—	71,204	—	—
France	—	—	—	—	—	—	—	39,551	—	—
Italy (*excluding* Fiume)	—	—	—	—	—	—	—	19,579	—	—
Japan	—	—	—	—	—	—	—	16,56,141	—	—
China (*exclusive of* Hongkong and Macão)	—	—	—	—	—	—	—	1,12,874	—	—
United States of America—										
Via Atlantic Coast	—	—	—	—	—	—	—	58,549	—	—
„ Pacific „	—	—	—	—	—	—	—	2,378	—	—
Other Foreign Countries	—	—	—	—	—	—	—	16,609	—	—
TOTAL FOREIGN COUNTRIES	—	—	—	—	—	—	—	19,78,785	—	—
Share of Bengal	—	—	—	—	—	—	—	*9,27,241*	—	—
„ *Bombay*	—	—	—	—	—	—	—	*16,68,720*	—	—
„ *Sind*	—	—	—	—	—	—	—	*2,25,158*	—	—
„ *Madras*	—	—	—	—	—	—	—	*1,93,408*	—	—
„ *Burma*	—	—	—	—	—	—	—	*2,29,510*	—	—
TOTAL	—	—	—	—	—	—	—	33,04,037	—	—

(a) Separately recorded in 1934-35 and merged with the main head "Apparel (*including* drapery, uniforms and accoutrements)" from 1935-36.

No. 10—*continued*

ARTICLES, AND COUNTRIES OF CONSIGNMENT; ALSO SHARE OF EACH PROVINCE	QUANTITY					VALUE				
	1982-83	1983-84	1984-85	1985-86	1986-87	1982-83	1983-84	1984-85	1985-86	1986-87
						R	R	R	R	R
Apparel (*excluding* hosiery and boots and shoes)—*continued*										
Gold and silver thread (Ill. 4)*—										
United Kingdom (*including* Channel Islands)	—	—	—	—	—	1,787	1,847	12,421	460	61
Ceylon (*excluding* Maldives)	—	—	—	—	—	41,456	11,532	5,417	2,930	3,085
Other British Possessions	—	—	—	—	—	235	211	55	..	..
TOTAL BRITISH EMPIRE	—	—	—	—	—	43,478	13,590	17,893	3,390	3,146
Germany	—	—	—	—	—	2,75,177	2,55,370	2,68,530	3,38,312	3,20,678
France	—	—	—	—	—	6,71,554	3,76,307	1,79,961	1,71,140	35,765
Japan	—	—	—	—	—	6,433	27	..	522	..
Other Foreign Countries	—	—	—	—	—	1,428	348	2,792	2,866	2,954
TOTAL FOREIGN COUNTRIES	—	—	—	—	—	9,54,592	6,32,047	4,51,283	5,12,840	3,58,397
Share of Bengal	—	—	—	—	—	*75,518*	*54,794*	*29,835*	*41,817*	*14,133*
,, *Bombay*	—	—	—	—	—	*4,73,089*	*3,39,088*	*1,83,146*	*2,05,503*	*1,42,348*
,, *Sind*	—	—	—	—	—	*1,51,609*	*2,07,204*	*2,00,436*	*2,03,224*	*1,73,124*
,, *Madras*	—	—	—	—	—	*2,07,773*	*64,286*	*51,983*	*64,250*	*41,694*
,, *Burma*	—	—	—	—	—	*282*	*227*	*3,776*	*1,437*	*244*
TOTAL	—	—	—	—	—	9,98,070	6,45,637	4,69,176	5,16,230	71,543
Hats, caps, bonnets and hatter's ware (Ill. 4)—										
United Kingdom (*including* Channel Islands)	—	—	—	—	—	3,04,153	3,05,502	2,58,084	3,36,201	3,26,852
Hongkong	—	—	—	—	—	22,517	48,564	79,253	47,622	1,55,872
Other British Possessions	—	—	—	—	—	5,360	3,669	3,818	5,453	4,929
TOTAL BRITISH EMPIRE	—	—	—	—	—	3,32,030	3,57,735	3,41,155	3,89,276	4,87,653
Poland (*including* Danzig)	—	—	—	—	—	..	..	..	14,439	10,101
Germany	—	—	—	—	—	18,807	86,340	13,576	16,389	10,905
France	—	—	—	—	—	17,802	6,189	24,922	16,034	6,857
Switzerland	—	—	—	—	—	19	59	22,896	8,719	1,387
Italy (*including* Fiume)	—	—	—	—	—	2,82,462	2,90,902	2,74,556	1,37,457	24,723
Austria	—	—	—	—	—	11,689	1,243	169	4,279	1,172
Czechoslovakia	—	—	—	—	—	2,73,584	2,89,828	4,07,237	1,07,261	1,25,414
Java	—	—	—	—	—	6,365	..	5,120	8,340	7,389
Japan	—	—	—	—	—	6,77,319	8,65,186	10,06,466	8,74,660	7,18,596
China (*exclusive* of Hongkong and Macão)	—	—	—	—	—	654	210	15	4,305	13,547
United States of America—*Vid* Atlantic Coast	—	—	—	—	—	10,520	538	1,560	3,917	8,559
,, Pacific ,,	—	—	—	—	—	..	1	6	249	755
Other Foreign Countries	—	—	—	—	—	2,305	5,551	11,625	8,809	2,206
TOTAL FOREIGN COUNTRIES	—	—	—	—	—	13,00,977	15,46,047	17,68,148	12,01,878	9,31,561
Share of Bengal	—	—	—	—	—	*2,48,790*	*4,04,677*	*3,66,494*	*3,91,575*	*2,13,898*
,, *Bombay*	—	—	—	—	—	*8,81,576*	*9,64,748*	*13,15,667*	*7,45,407*	*7,03,193*
,, *Sind*	—	—	—	—	—	*1,29,085*	*1,81,275*	*86,994*	*90,782*	*71,334*
,, *Madras*	—	—	—	—	—	*22,248*	*20,961*	*21,220*	*22,073*	*32,363*
,, *Burma*	—	—	—	—	—	*4,18,308*	*3,52,344*	*3,18,928*	*3,44,311*	*3,98,426*
TOTAL	—	—	—	—	—	16,03,007	19,03,782	21,09,303	15,94,154	14,19,214

* Inclusive of imports by postal packets referred to Collectors of Customs for assessment.

No. 10—*continued*

ARTICLES, AND COUNTRIES OF CONSIGNMENT; ALSO SHARE OF EACH PROVINCE	QUANTITY					VALUE				
	1932-33	1933-34	1934-35	1935-36	1936-37	1932-33	1933-34	1934-35	1935-36	1936-37
						R	R	R	R	R
Apparel (excluding hosiery and boots and shoes)—*continued*										
Lunguis (III. A)—	Lbs.	Lbs.	Lbs.	Lbs.	Lbs.					
United Kingdom (*including* Channel Islands)	12,222	614	4,125	214	1,109	17,673	978	5,357	247	886
Other British Possessions	28	7	..	35	..	50	9	..	29	..
TOTAL BRITISH EMPIRE	12,250	621	4,125	249	1,109	17,723	987	5,357	276	886
Germany	268,342	252,904	211,008	414,611	262,758	3,58,311	2,88,566	2,84,512	3,33,643	2,40,207
France	166,411	101,203	51,226	82,293	50,580	2,30,949	1,29,800	65,330	90,687	56,217
Other Foreign Countries	..	..	409	800	4,704	..	..	688	813	4,376
TOTAL FOREIGN COUNTRIES	434,753	354,107	263,243	497,704	318,042	5,93,260	4,18,366	3,50,530	4,25,093	3,00,797
Share of Bengal	*52,344*	*36,243*	*29,336*	*43,466*	*41,692*	*69,183*	*49,883*	*38,276*	*59,959*	*53,716*
,, *Bombay*	*275,835*	*73,156*	*47,221*	*93,190*	*63,545*	*2,43,905*	*99,923*	*64,901*	*1,09,908*	*69,830*
,, *Sind*	*34,315*	*34,137*	*29,881*	*53,313*	*42,735*	*46,943*	*43,305*	*34,399*	*66,315*	*58,021*
,, *Madras*	*184,669*	*211,291*	*166,429*	*302,923*	*170,789*	*2,39,952*	*2,26,013*	*1,68,253*	*1,89,964*	*1,26,927*
,, *Burma*	..	*1*	*1*	*4*	*400*	..	*165*	*61*	*87*	*533*
TOTAL	447,003	354,818	267,369	497,953	319,151	6,10,988	4,19,353	3,05,887	4,25,369	3,01,683
Second-hand clothing (III. A)—										
United Kingdom (*including* Channel Islands)	—	—	—	—	—	1,87,221	1,52,850	1,94,258	2,93,383	3,91,236
Other British Possessions	—	—	—	—	—	1,060	2,085	4,496	2,121	176
TOTAL BRITISH EMPIRE	—	—	—	—	—	1,88,281	1,54,935	1,98,749	2,95,504	3,91,412
Belgium	—	—	—	—	—	..	503	..	50	10,425
United States of America—										
Vid Atlantic Coast	—	—	—	—	—	6,62,491	6,70,679	7,28,680	5,03,698	4,82,284
,, Pacific ,,	—	—	—	—	—	841	372	881	..	6,204
Other Foreign Countries	—	—	—	—	—	3,380	3,454	9,224	1,263	1,455
TOTAL FOREIGN COUNTRIES	—	—	—	—	—	6,66,712	6,75,008	7,38,785	5,05,006	5,00,378
Share of Bengal	—	—	—	—	—	*1,26,969*	*2,26,468*	*2,64,484*	*2,60,775*	*1,29,608*
,, *Bombay*	—	—	—	—	—	*1,96,198*	*1,47,253*	*1,87,456*	*1,01,315*	*76,373*
,, *Sind*	—	—	—	—	—	*4,94,389*	*4,28,121*	*4,81,965*	*4,33,174*	*6,33,977*
,, *Madras*	—	—	—	—	—	*1,749*	*2,050*	*3,164*	*1,642*	*230*
,, *Burma*	—	—	—	—	—	*5,688*	*5,451*	*1,315*	*4,604*	*3,052*
TOTAL	—	—	—	—	—	8,24,993	8,29,943	9,37,484	8,00,510	8,91,790
Water-proofed clothing (III. A)—										
United Kingdom (*including* Channel Islands)	—	—	—	—	—	2,03,063	1,30,921	1,25,998	77,561	41,218
Hongkong	—	—	—	—	—	6,103	1,598	735	..	178
Other British Possessions	—	—	—	—	—	18	178	1,978	98	208
TOTAL BRITISH EMPIRE	—	—	—	—	—	2,10,084	1,32,687	1,28,711	77,659	41,594
Austria	—	—	—	—	—	7,819	..	..	..	..
Hungary	—	—	—	—	—	..	5,474	..	800	..
Japan	—	—	—	—	—	11,635	44,189	1,01,810	1,10,597	73,288
Other Foreign Countries	—	—	—	—	—	9,478	136	20	1,595	3,213
TOTAL FOREIGN COUNTRIES	—	—	—	—	—	28,932	49,799	1,01,830	1,12,492	76,501

No. 10—*continued*

ARTICLES, AND COUNTRIES OF CONSIGNMENT; ALSO SHARE OF EACH PROVINCE	QUANTITY					VALUE				
	1932-33	1933-34	1934-35	1935-36	1936-37	1932-33	1933-34	1934-35	1935-36	1936-37
						R	R	R	R	R
Apparel (*excluding* hosiery and boots and shoes)—*concluded*										
Water-proofed clothing (III. A)—continued										
Share of *Bengal*	—	—	—	—	—	*20,172*	*28,308*	*66,411*	*37,902*	*9,330*
,, *Bombay*	—	—	—	—	—	*1,56,733*	*1,11,938*	*1,18,310*	*1,08,054*	*64,772*
,, *Sind*	—	—	—	—	—	*8,204*	*7,363*	*8,369*	*6,996*	*9,119*
,, *Madras*	—	—	—	—	—	*4,089*	*3,565*	*3,028*	*704*	*1,364*
,, *Burma*	—	—	—	—	—	*49,403*	*31,312*	*44,433*	*36,495*	*33,510*
TOTAL	—	—	—	—	—	2,39,016	1,82,486	2,40,541	1,90,151	1,18,095
Total of Apparel—										
United Kingdom (*including* Channel Islands)	—	—	—	—	—	23,71,291	21,30,526	19,78,443	19,09,624	18,92,859
Ceylon (*excluding* Maldives)	—	—	—	—	—	65,222	25,503	25,953	34,985	6,442
Straits Settlements	—	—	—	—	—	22,423	19,538	25,524	23,239	10,319
Hongkong	—	—	—	—	—	76,540	71,092	1,04,554	76,618	1,90,094
Kenya Colony	—	—	—	—	—	9,238	8,240	3,387	169	..
Commonwealth of Australia	—	—	—	—	—	3,411	6,971	5,948	3,202	3,230
Other British Possessions	—	—	—	—	—	9,036	7,782	9,896	6,777	3,929
TOTAL BRITISH EMPIRE	—	—	—	—	—	25,58,031	22,78,647	21,53,705	20,54,613	21,06,873
Sweden	—	—	—	—	—	5,826	1,028	264	148	163
Poland (*including* Danzig)	—	—	—	—	—	9	..	4,386	19,094	14,877
Germany	—	—	—	—	—	8,57,093	8,33,177	5,97,080	7,70,946	6,47,189
Netherlands	—	—	—	—	—	547	75	5,421	834	521
Belgium	—	—	—	—	—	8,323	10,627	6,406	1,688	15,749
France	—	—	—	—	—	9,53,858	5,33,196	3,09,250	3,06,504	1,14,883
Switzerland	—	—	—	—	—	4,412	1,746	22,897	10,163	2,420
Italy (*including* Fiume)	—	—	—	—	—	3,13,543	3,04,370	2,95,642	1,49,698	32,121
Austria	—	—	—	—	—	26,110	4,656	2,490	3,030	3,800
Hungary	—	—	—	—	—	..	5,474	831	7,928	760
Czechoslovakia	—	—	—	—	—	2,78,375	3,91,290	4,12,580	1,08,260	1,37,645
Turkey, European	—	—	—	—	—	25	..	4,628	5,010	..
Iraq	—	—	—	—	—	1,342	729	897	6,848	654
Java	—	—	—	—	—	6,474	2,209	5,255	8,517	8,582
Japan	—	—	—	—	—	25,48,147	30,18,188	35,01,695	29,18,738	41,40,195
China (*exclusive* of Hongkong and Macão)	—	—	—	—	—	1,19,634	1,34,625	1,17,815	1,47,172	1,76,358
United States of America—										
Via Atlantic Coast	—	—	—	—	—	7,26,509	7,15,640	7,91,306	5,70,115	5,52,448
,, Pacific ,,	—	—	—	—	—	3,413	1,259	3,875	2,809	13,435
Other Foreign Countries	—	—	—	—	—	8,568	13,201	5,268	11,250	3,708
TOTAL FOREIGN COUNTRIES	—	—	—	—	—	58,63,108	58,72,070	60,88,086	50,53,752	58,65,503
Share of Bengal	—	—	—	—	—	*14,66,728*	*15,26,936*	*18,78,240*	*21,63,509*	*11,92,933*
,, *Bombay*	—	—	—	—	—	*39,57,742*	*38,88,685*	*38,84,453*	*26,73,511*	*26,60,609*
,, *Sind*	—	—	—	—	—	*10,83,565*	*11,21,093*	*11,06,780*	*10,38,703*	*11,86,810*
,, *Madras*	—	—	—	—	—	*7,93,677*	*5,32,816*	*4,61,149*	*5,21,743*	*4,63,698*
,, *Burma*	—	—	—	—	—	*10,90,442*	*10,21,188*	*9,11,289*	*7,10,899*	*25,68,331*
TOTAL	—	—	—	—	—	84,21,130	81,50,717	82,41,791	71,08,365	70,72,381

No. 10—*continued*

ARTICLES, AND COUNTRIES OF CONSIGNMENT; ALSO SHARE OF EACH PROVINCE	QUANTITY					VALUE				
	1932-33	1933-34	1934-35	1935-36	1936-37	1932-33	1933-34	1934-35	1935-36	1936-37
Arms, Ammunition, and Military stores*—						R	R	R	R	R
Cartridge cases—										
Filled—										
Shot gun cartridges, filled (III. B)—	No.	No.	No.	No.	No.					
United Kingdom (including Channel Islands)	9,562,193	9,082,035	8,634,252	10,218,413	10,233,854	6,48,305	6,16,853	5,94,936	6,86,422	6,92,618
Other British Possessions	1,258	721	1,460	7,489	2,780	108	103	118	1,017	278
TOTAL BRITISH EMPIRE	9,563,451	9,082,756	8,635,712	10,220,902	10,236,634	6,48,413	6,16,956	5,95,054	6,87,440	6,92,896
Germany	245,400	109,250	282,255	301,600	552,650	20,426	8,762	22,012	21,318	33,010
Belgium	1,403,425	385,100	210,025	391,575	513,250	76,230	20,257	11,091	20,333	25,394
United States of America—										
Vid Atlantic Coast	188,465	462,225	918,225	710,345	488,212	14,433	25,207	49,584	69,719	31,294
,, Pacific	..	..	..	95	..	..	..	..	6	..
Other Foreign Countries	5,799	100	678	23,154	352	577	6	86	1,816	33
TOTAL FOREIGN COUNTRIES	1,843,089	956,675	1,411,183	1,426,769	1,554,464	1,11,666	54,232	83,741	1,13,192	89,743
Share of Bengal	*1,867,306*	*1,240,225*	*1,781,690*	*2,125,889*	*2,018,826*	*1,21,742*	*79,894*	*1,19,549*	*1,49,476*	*1,35,595*
,, *Bombay*	*3,388,667*	*3,481,619*	*3,416,292*	*3,930,631*	*4,033,873*	*2,29,847*	*2,23,824*	*2,29,315*	*2,69,224*	*2,65,389*
,, *Sind*	*4,185,643*	*3,787,563*	*3,349,199*	*3,901,163*	*4,122,255*	*2,69,052*	*2,43,369*	*2,29,339*	*2,80,316*	*2,65,137*
,, *Madras*	*516,712*	*446,785*	*354,372*	*661,975*	*557,939*	*37,406*	*43,085*	*23,968*	*60,947*	*38,750*
,, *Burma*	*1,449,423*	*873,309*	*1,145,351*	*1,088,368*	*1,047,205*	*1,08,022*	*61,616*	*84,137*	*79,670*	*77,779*
TOTAL	11,406,540	10,039,431	10,046,895	11,647,671	11,791,098	7,60,069	6,71,188	6,77,795	8,10,682	7,82,641
Rifle and other Cartridges, filled (III. B)—	No.	No.	No.	No.	No.					
United Kingdom (including Channel Islands)	7,767,224	4,696,295	3,792,792	1,801,529	1,973,154	5,79,893	3,52,749	2,92,491	1,15,890	1,32,214
Other British Possessions	4,721	11,564	3,457	4,740	8,297	558	2,300	357	411	628
TOTAL BRITISH EMPIRE	7,771,945	4,707,859	3,796,250	1,806,269	1,981,451	5,80,451	3,54,049	2,92,848	1,15,301	1,32,842
Germany	142,900	116,058	52,264	80,865	146,345	10,583	7,784	4,827	6,803	10,817
Belgium	18,200	60,500	111,600	19,500	6,000	1,236	3,207	7,991	1,350	370
United States of America—										
Vid Atlantic Coast	644,276	950,846	887,670	1,257,755	1,141,570	21,883	26,527	25,995	33,031	27,745
Other Foreign Countries	9,855	653	2,869	2,923	2,328	700	95	780	468	180
TOTAL FOREIGN COUNTRIES	815,231	1,128,057	1,051,403	1,361,103	1,296,243	34,402	37,563	39,593	41,507	49,112
Share of Bengal	*1,380,402*	*1,664,069*	*897,964*	*865,646*	*1,010,402*	*53,660*	*1,09,226*	*58,884*	*48,934*	*54,849*
,, *Bombay*	*1,011,569*	*1,371,910*	*1,019,216*	*1,551,591*	*1,457,874*	*69,633*	*79,669*	*66,253*	*79,455*	*83,349*
,, *Sind*	*5,504,941*	*2,576,437*	*2,815,977*	*494,060*	*512,919*	*3,27,611*	*1,92,943*	*2,09,393*	*24,230*	*28,295*
,, *Madras*	*420,901*	*226,034*	*122,708*	*111,922*	*93,972*	*24,411*	*11,558*	*7,004*	*3,606*	*5,184*
,, *Burma*	*259,393*	*197,468*	*164,748*	*144,152*	*167,527*	*9,558*	*6,132*	*5,809*	*5,033*	*10,286*
TOTAL	8,587,176	5,835,916	4,850,653	3,167,372	3,277,694	7,14,853	3,92,512	3,32,441	1,57,308	1,81,954
Total of Cartridge cases, filled (III. B)—	No.	No.	No.	No.	No.					
United Kingdom (including Channel Islands)	17,329,417	13,778,330	12,427,045	12,014,942	12,207,008	13,28,198	9,69,602	8,87,427	8,11,813	8,24,832
Other British Possessions	5,979	12,285	4,017	12,229	11,077	666	2,303	475	1,428	906
TOTAL BRITISH EMPIRE	17,335,396	13,790,615	12,431 962	12,027,171	12,218,085	13,28,864	9,71,905	8,87,902	8,13,241	8,25,738

*Inclusive of fire arms, cartridges and other arms and ammunition imported as baggage.

No. 10—*continued*

ARTICLES, AND COUNTRIES OF CONSIGNMENT; ALSO SHARE OF EACH PROVINCE	QUANTITY					VALUE				
	1932-33	1933-34	1934-35	1935-36	1936-37	1932-33	1933-34	1934-35	1935-36	1936-37
						R	R	R	R	R
Arms, Ammunition, and Military stores*—*continued*										
Cartridge cases—continued										
Total of Cartridge cases, Filled (III. B)—*continued*	No.	No.	No.	No.	No.					
Germany	388,300	225,308	334,519	382,465	608,095	31,009	16,496	26,839	27,926	43,836
Belgium	1,421,025	445,600	321,625	411,075	519,250	77,456	23,464	19,082	21,683	25,764
United States of America—*Vid* Atlantic Coast	832,741	1,413,071	1,805,895	1,968,100	1,629,782	36,316	51,734	75,579	1,02,800	69,039
,, Pacific ,,	..	..	..	95	..	..	..	..	6	..
Other Foreign Countries	16,654	753	3,547	26,187	2,680	1,277	101	884	2,284	218
TOTAL FOREIGN COUNTRIES	2,658,320	2,084,732	2,465,586	2,787,872	2,850,707	1,46,058	91,795	1,22,384	1,54,699	1,38,857
Share of Bengal	*3,247,609*	*2,914,291*	*2,679,654*	*2,491,185*	*3,029,228*	*2,05,402*	*1,88,620*	*1,72,424*	*1,89,409*	*1,90,444*
,, *Bombay*	*4,400,216*	*4,853,320*	*4,475,508*	*5,482,222*	*5,526,747*	*2,99,480*	*3,11,496*	*2,95,168*	*3,41,679*	*3,48,720*
,, *Sind*	*2,690,463*	*3,164,000*	*3,965,187*	*4,395,223*	*4,641,174*	*7,96,663*	*4,41,207*	*4,21,731*	*3,04,695*	*2,93,432*
,, *Madras*	*936,613*	*372,759*	*487,080*	*713,897*	*656,911*	*61,817*	*54,638*	*30,967*	*47,553*	*43,934*
,, *Burma*	*1,718,815*	*1,070,774*	*1,290,169*	*1,233,516*	*1,214,732*	*1,11,560*	*67,739*	*89,946*	*84,703*	*88,065*
TOTAL	19,993,716	15,875,347	14,897,548	14,815,043	15,068,792	14,74,922	10,63,700	10,10,536	9,67,940	9,64,595
Empty (III. B)—	No.	No.	No.	No.	No.					
United Kingdom (*including* Channel Islands)	555,756	443,482	552,504	711,129	753,324	18,582	15,029	17,955	20,381	22,471
Other British Possessions	200	817	..	..	..	3	14	..	..	..
TOTAL BRITISH EMPIRE	555,956	444,299	552,504	711,129	753,324	18,585	15,043	17,955	20,381	22,471
Germany	311,900	279,900	230,125	7,000	37,710	8,040	7,122	5,782	203	968
Other Foreign Countries	57,553	30,500	8,650	77,000	24,048	1,566	581	246	1,568	625
TOTAL FOREIGN COUNTRIES	369,453	310,400	238,775	84,000	61,758	9,606	7,703	6,028	1,771	1,593
Share of Bengal	*703,465*	*604,707*	*602,436*	*643,009*	*679,264*	*21,079*	*17,863*	*21,036*	*18,084*	*19,826*
,, *Bombay*	*84,894*	*81,159*	*75,300*	*122,510*	*69,310*	*2,631*	*2,544*	*2,230*	*3,289*	*1,919*
,, *Sind*	*117,000*	*33,200*	*34,758*	*19,200*	*47,608*	*3,379*	*865*	*472*	*542*	*1,678*
,, *Madras*	*3,300*	*22,100*	*2,300*	*3,500*	*5,409*	*51*	*1,039*	*45*	*126*	*142*
,, *Burma*	*13,750*	*10,542*	*7,600*	*1,850?*	*13,500*	*1,008*	*445*	*200*	*111*	*499*
TOTAL	925,409	754,699	721,979	795,129	815,082	28,141	22,746	23,983	22,152	24,064
Total of Cartridge cases—	No.	No.	No.	No.	No.					
United Kingdom (*including* Channel Islands)	17,886,178	14,221,812	12,979,549	12,726,071	12,960,332	13,46,730	9,84,631	9,05,382	8,32,194	8,47,308
Other British Possessions	6,179	13,102	4,917	12,229	11,077	669	2,317	475	1,428	906
TOTAL BRITISH EMPIRE	17,891,852	14,234,914	12,984,466	12,738,300	12,971,409	13,47,399	9,86,948	9,05,857	8,33,622	8,48,209
Germany	700,200	505,208	564,644	389,465	736,705	39,049	23,618	32,621	28,129	44,804
Belgium	1,468,825	476,100	327,625	486,075	539,250	78,824	24,045	19,205	23,128	26,126
United States of America—*Vid* Atlantic Coast	832,741	1,413,071	1,808,395	1,970,100	1,632,782	36,316	51,734	75,699	1,02,928	69,177
,, Pacific ,,	..	..	..	95	..	..	..	..	6	..
Other Foreign Countries	26,007	753	3,697	26,137	3,728	1,475	101	887	2,284	343
TOTAL FOREIGN COUNTRIES	3,027,773	2,395,132	2,704,361	2,871,872	2,912,465	1,55,664	99,498	1,32,302	1,56,470	1,40,450
Share of Bengal	*3,951,074*	*3,519,001*	*3,282,090*	*3,639,194*	*3,708,492*	*2,26,481*	*2,06,483*	*1,93,460*	*2,07,493*	*2,10,270*
,, *Bombay*	*4,485,110*	*4,934,479*	*4,550,808*	*5,604,732*	*5,596,057*	*3,02,111*	*3,14,040*	*2,97,398*	*3,44,968*	*3,50,639*
,, *Sind*	*2,807,463*	*3,200,200*	*3,979,990*	*4,414,423*	*4,688,782*	*8,00,035*	*4,42,072*	*4,22,203*	*3,05,188*	*2,95,110*
,, *Madras*	*937,913*	*394,859*	*489,380*	*717,397*	*662,311*	*61,868*	*55,667*	*31,012*	*47,679*	*44,078*
,, *Burma*	*1,737,565*	*1,081,316*	*1,297,669*	*1,234,366*	*1,228,232*	*1,12,568*	*68,184*	*90,146*	*84,814*	*88,564*
TOTAL	20,919,125	16,650,048	15,688,327	15,610,172	15,883,874	15,08,068	10,86,446	10,34,219	9,90,092	9,88,559

* Inclusive of fire arms, cartridges and other arms and ammunition imported as baggage.

No. 10—*continued*

ARTICLES, AND COUNTRIES OF CONSIGNMENT; ALSO SHARE OF EACH PROVINCE	QUANTITY					VALUE				
	1932-33	1933-34	1934-35	1935-36	1936-37	1932-33	1933-34	1934-35	1935-36	1936-37
						R	R	R	R	R
Arms, Ammunition and Military stores*—*continued*										
Explosives—										
Blasting fuse (III. B)—	Lbs.— No. of Coils	Lbs.— No. of Coils	Lbs.— No. of Coils	Lbs.— No. of Coils	Lbs.— No. of Coils					
United Kingdom (*including* Channel Islands)	322,446 —1,169,138	342,133 —1,164,240	407,978 —1,465,840	429,670 —1,460,017	420,879 —1,525,992	2,76,437	2,89,571	3,69,484	4,24,317	4,06,675
Gibraltar	450 —1,500	.. ..	.. ..	.. ..	.. ..	241	..	..	..	..
TOTAL BRITISH EMPIRE	322,896 —1,170,638	342,133 —1,164,240	407,978 —1,465,840	429,670 —1,460,017	420,879 —1,525,992	2,76,678	2,89,571	3,69,484	4,24,317	4,06,675
Poland (*including* Danzig)	.. ..	905 —3,900	22,144 —76,270	30,852 —112,500	34,584 —114,050	..	644	11,059	17,712	16,670
Germany	119,926 —426,300	142,133 —501,300	132,100 —464,750	197,123 —674,400	244,796 —776,500	63,812	79,658	66,156	1,15,715	1,40,446
Belgium	40,108 —122,430	5,606 —17,806	22,960 —66,000	23,841 —87,000	15,376 —60,000	19,062	3,302	3,681	13,240	9,152
France	28,054 —103,870	3,360 —2,227	8,009 —15,936	14,000 —52,500	4,520 —15,000	16,814	4,202	7,591	7,869	2,179
Other Foreign Countries	.. ..	10 —16	6,095 —16,803	1,232 —3,000	2,464 —7,500	..	8	2,996	435	1,248
TOTAL FOREIGN COUNTRIES	188,088 —652,600	152,014 —525,249	191,308 —598,759	267,053 —929,400	301,740 —972,050	99,188	81,714	96,483	1,54,971	1,69,691
Share of Bengal	*202,673 —696,070*	*225,237 —787,900*	*278,192 —925,940*	*331,237 —1,124,070*	*280,475 —976,600*	*1,24,147*	*1,46,109*	*1,86,465*	*2,38,518*	*2,00,481*
" *Bombay*	*127,699 —519,163*	*91,836 —362,849*	*129,377 —468,599*	*153,378 —572,277*	*203,328 —714,050*	*73,847*	*60,062*	*83,163*	*1,06,991*	*1,28,659*
" *Sind*	*7,065 —25,500*	*10,001 —33,100*	*12,433 —46,000*	*12,964 —51,070*	*17,683 —69,612*	*4,573*	*10,067*	*11,518*	*15,266*	*13,039*
" *Madras*	*140,927 —491,000*	*139,757 —424,740*	*158,645 —556,000*	*146,089 —489,400*	*187,298 —597,080*	*1,31,548*	*1,17,359*	*1,47,806*	*1,35,377*	*1,48,609*
" *Burma*	*32,620 —88,500*	*27,266 —80,900*	*24,634 —68,100*	*53,055 —152,500*	*48,865 —140,700*	*43,251*	*38,688*	*36,975*	*83,053*	*75,636*
TOTAL	510,984 —1,823,238	494,147 —1,689,489	599,286 —2,064,599	696,723 —2,389,417	722,619 —2,498,042	3,75,366	3,71,285	4,65,917	5,79,288	5,76,366
Blasting gelatine (III. B)—	Lbs.	Lbs.	Lbs.	Lbs.	Lbs.					
United Kingdom (*including* Channel Islands)	405,500	600,400	594,600	472,000	639,150	3,47,070	5,23,812	5,06,796	4,62,282	5,41,407
Other British Possessions	..	..	50	..	..	..	..	188	..	..
TOTAL BRITISH EMPIRE	405,500	600,400	594,650	472,000	639,150	3,47,070	5,23,812	5,06,984	4,62,282	5,41,407
Belgium	28,000	..	..	..	..	28,155	..	..	..	..
Other Foreign Countries	..	..	300	..	..	..	..	416	..	..
TOTAL FOREIGN COUNTRIES	28,000	..	300	..	..	28,155	..	416	..	..
Share of Bengal	*10,000*	*5,100*	*35,000*	*5,000*	*10,000*	*8,570*	*4,372*	*29,978*	*6,251*	*8,502*
" *Bombay*	*6,000*	*1,250*	*18,600*	*17,500*	*25,750*	*5,263*	*1,109*	*10,736*	*18,654*	*21,065*
" *Sind*	*1,000*	..	..	..	..	*884*	..	..	..	..
" *Madras*	*388,500*	*473,600*	*519,950*	*388,000*	*547,500*	*3,32,383*	*3,97,186*	*4,37,565*	*3,65,718*	*4,63,518*
" *Burma*	*23,000*	*120,450*	*27,600*	*111,500*	*55,900*	*28,155*	*1,21,136*	*29,813*	*93,629*	*48,321*
TOTAL	433,500	600,400	594,950	472,000	639,150	3,75,225	5,23,812	5,07,400	4,82,282	5,41,407
Dynamite (III. B)—	Lbs.	Lbs.	Lbs.	Lbs.	Lbs.					
United Kingdom (*including* Channel Islands)	50,000	183,750	242,500	239,525	26,250	36,237	1,48,778	1,56,836	1,97,432	26,685
Belgium	12,500	44,150	..	..	..	18,555	1,16,000	..	..	..
Other Foreign Countries	..	..	1,394	..	..	..	..	479	..	..
TOTAL FOREIGN COUNTRIES	12,500	44,150	1,394	..	..	18,555	1,16,000	479	..	..
Share of Bengal	*30,000*	*75,000*	*163,394*	*168,025*	..	*21,676*	*54,226*	*1,10,374*	*1,80,847*	..
" *Bombay*	..	*21,250*	*5,500*	*10,000*	*5,000*	..	*16,889*	*3,989*	*7,148*	*3,577*
" *Sind*	*5,000*	*44,150*	..	..	..	*3,731*	*1,16,000*	..	..	..
" *Madras*	*15,000*	*60,000*	*75,000*	*35,000*	*10,000*	*10,830*	*43,231*	*28,890*	*17,885*	*7,155*
" *Burma*	*12,500*	*27,500*	*10,000*	*36,500*	*11,250*	*18,555*	*35,893*	*14,062*	*83,052*	*15,953*
TOTAL	62,500	227,900	253,894	239,525	26,250	54,792	2,64,778	1,57,315	1,97,432	26,685

* Inclusive of firearms, cartridges and other arms and ammunition imported as baggage.

No. 10—*continued*

ARTICLES, AND COUNTRIES OF CONSIGNMENT; ALSO SHARE OF EACH PROVINCE	QUANTITY					VALUE				
	1932-33	1933-34	1934-35	1935-36	1936-37	1932-33	1933-34	1934-35	1935-36	1936-37
						R	R	R	R	R
Arms, Ammunition, and Military stores*—*continued*										
Explosives—continued										
Gelatine Dynamite (III. B)—	Lbs.	Lbs.	Lbs.	Lbs.	Lbs.					
United Kingdom (*including* Channel Islands)	549,750	760,100	1,106,400	1,236,400	1,377,650	3,89,704	6,16,864	8,78,181	10,01,250	10,85,199
Belgium	146,500	..	..	..	..	1,30,700	..	..	..	..
Share of Bengal	*390,000*	*420,000*	*613,750*	*471,200*	*625,750*	*2,69,206*	*2,92,061*	*4,26,372*	*3,24,397*	*4,35,440*
,, *Bombay*	*6,250*	*40,000*	*85,000*	*81,400*	*90,000*	*4,746*	*29,274*	*61,609*	*58,256*	*64,036*
,, *Madras*	*153,500*	*139,600*	*228,150*	*382,050*	*383,500*	*1,15,842*	*1,24,934*	*1,73,564*	*2,44,357*	*2,93,456*
,, *Burma*	*146,500*	*160,500*	*179,500*	*361,750*	*278,400*	*1,30,700*	*1,70,595*	*2,16,636*	*2,74,240*	*2,92,277*
TOTAL	696,250	760,100	1,106,400	1,236,400	1,377,650	5,20,494	6,16,864	8,78,181	10,01,250	10,85,199
Other nitro-compound explosives (III. B) —	Lbs.	Lbs.	Lbs.	Lbs.	Lbs.					
United Kingdom (*including* Channel Islands)	..	..	..	..	163,420	..	..	..	..	92,435
Share of Bengal	..	..	..	..	*163,420*	..	..	..	..	*92,435*
Detonators (III. B)—	No.	No.	No.	No.	No.					
United Kingdom (*including* Channel Islands)	2,776,850	4,491,150	5,371,537	6,146,500	5,907,060	73,006	1,23,639	1,48,610	1,40,091	1,60,644
Other British Possessions	..	..	500	..	..	..	..	71	..	..
TOTAL BRITISH EMPIRE	2,776,850	4,491,150	5,372,037	6,146,500	5,907,060	73,006	1,23,639	1,48,681	1,40,091	1,60,644
Belgium	460,000	10,000	..	250	..	24,472	33,000	..	101	..
Other Foreign Countries	144	..	1,700	14,200	20,000	10	..	1,080	2,974	2,611
TOTAL FOREIGN COUNTRIES	460,144	10,000	1,700	14,450	20,000	24,482	33,000	1,080	3,075	2,611
Share of Bengal	*803,000*	*1,685,000*	*2,470,000*	*2,945,500*	*2,100,000*	*36,253*	*47,551*	*59,829*	*61,469*	*80,960*
,, *Bombay*	*33,250*	*155,150*	*543,500*	*830,000*	*587,060*	*4,585*	*5,312*	*11,955*	*15,390*	*9,526*
,, *Sind*	*10,144*	*10,000*	*1,700*	*14,450*	*20,000*	*1,291*	*33,000*	*1,080*	*3,075*	*2,611*
,, *Madras*	*1,925,000*	*1,971,000*	*1,533,237*	*1,483,000*	*2,000,000*	*30,357*	*36,105*	*38,193*	*26,335*	*26,698*
,, *Burma*	*460,000*	*680,000*	*825,300*	*890,000*	*1,220,000*	*24,472*	*34,668*	*38,704*	*36,857*	*43,460*
TOTAL	3,236,994	4,501,150	5,373,737	6,162,950	5,927,060	97,488	1,56,639	1,49,761	1,43,166	1,63,255
Others (III. B)—	Lbs.	Lbs.	Lbs.	Lbs.	Lbs.					
United Kingdom (*including* Channel Islands)	169,615	135,563	86,250	135,565	52,882	1,00,895	84,621	50,590	82,004	27,256
Other British Possessions	..	..	8	..	..	..	..	15	..	..
TOTAL BRITISH EMPIRE	169,615	135,563	86,258	135,565	52,882	1,00,895	84,621	50,605	82,004	27,256
TOTAL FOREIGN COUNTRIES	..	1,388	336	336	700	..	2,492	1,200	1,000	1,360
Share of Bengal	*97,250*	*88,250*	*78,800*	*94,270*	..	*55,144*	*47,451*	*45,301*	*53,307*	..
,, *Bombay*	*39,250*	*19,400*	*7,128*	*13,643*	*42,500*	*18,308*	*7,928*	*4,096*	*10,258*	*19,940*
,, *Sind*	*2,065*	*1,388*	*691*	*9,388*	*5,358*	*1,162*	*2,492*	*2,393*	*9,927*	*5,171*
,, *Madras*	*28,050*	*40,860*	..	*13,628*	*2,194*	*26,231*	*29,119*	..	*9,512*	*1,414*
,, *Burma*	..	*63*	*3*	..	*3,630*	..	*193*	*15*	..	*5,591*
TOTAL	169,615	136,951	86,619	135,001	53,582	1,00,895	87,113	51,805	83,004	29,116
Total of Explosives—										
United Kingdom (*including* Channel Islands)	—	—	—	—	—	12,23,630	17,97,285	21,10,447	23,27,376	23,40,391
Other British Possessions	—	—	—	—	—	241	..	274	..	..
TOTAL BRITISH EMPIRE	—	—	—	—	—	12,23,630	17,97,285	21,10,721	23,27,376	23,40,391

* Inclusive of firearms, cartridges and other arms and ammunition imported as baggage.

No. 10—*continued*

ARTICLES, AND COUNTRIES OF CONSIGNMENT; ALSO SHARE OF EACH PROVINCE	QUANTITY					VALUE				
	1932-33	1933-34	1934-35	1935-36	1936-37	1932-33	1933-34	1934-35	1935-36	1936-37
						R	R	R	R	R
Arms, Ammunition and Military stores*—*continued*										
***Explosives*—concluded**										
Total *Explosives*—continued										
Poland (*including* Danzig)	—	—	—	—	—	..	644	11,059	17,712	10,670
Germany	—	—	—	—	—	63,822	73,558	66,486	1,15,715	1,44,917
Belgium	—	—	—	—	—	2,20,944	1,52,802	3,661	13,241	9,153
France	—	—	—	—	—	16,314	6,194	3,007	7,869	2,179
Other Foreign Countries	—	—	—	—	—	..	8	3,475	4,409	1,243
TOTAL FOREIGN COUNTRIES	—	—	—	—	—	3,01,080	2,33,206	99,658	1,59,046	1,74,162
Share of Bengal	—	—	—	—	—	*5,15,090*	*5,90,769*	*5,58,319*	*5,02,243*	*5,17,819*
„ *Bombay*	—	—	—	—	—	*1,05,239*	*1,18,516*	*1,75,557*	*2,11,727*	*2,46,793*
„ *Sind*	—	—	—	—	—	*11,647*	*1,61,659*	*14,991*	*28,257*	*20,864*
„ *Madras*	—	—	—	—	—	*6,47,721*	*7,43,048*	*3,26,103*	*7,99,184*	*9,50,859*
„ *Burma*	—	—	—	—	—	*2,45,133*	*4,00,603*	*3,35,404*	*6,44,871*	*4,78,137*
TOTAL	—	—	—	—	—	15,24,760	20,20,491	22,10,379	24,86,422	25,14,463
***Firearms*, and *parts thereof*—**										
Firearms (III.-B)—	No.	No.	No.	No.	No.					
United Kingdom (*including* Channel Islands)	14,271	8,015	6,389	6,060	15,128	9,43,578	7,30,877	6,58,868	6,16,859	20,16,885
Aden and Dependencies	5	9	9	7	26	293	502	1,119	725	5,076
Ceylon (*excluding* Maldives)	120	86	28	32	38	7,262	6,541	2,468	1,742	4,090
Straits Settlements	108	20	18	74	38	5,942	844	1,561	6,517	2,167
Kenya Colony	92	77	56	62	47	8,208	31,286	4,282	6,116	3,021
Commonwealth of Australia	18	24	39	36	24	1,115	1,810	3,686	9,277	1,648
Other British Possessions	40	50	74	86	82	2,877	3,530	4,154	4,985	5,418
TOTAL BRITISH EMPIRE	14,754	8,281	6,613	6,357	15,376	9,69,276	7,74,390	6,76,088	6,46,221	20,38,305
Germany	1,122	1,861	898	1,358	1,676	70,916	98,161	65,880	94,291	1,01,241
Belgium	1,692	1,030	955	802	635	64,688	40,615	36,956	49,262	24,100
France	88	34	24	17	47	9,604	2,672	4,533	2,443	4,787
Spain	59	127	122	246	125	5,585	7,027	7,138	12,380	5,521
Austria	..	17	10	64	49	..	1,008	589	3,380	5,505
United States of America—										
Vid Atlantic Coast	1,376	1,923	1,252	1,063	1,161	48,338	52,654	41,936	52,524	42,168
„ Pacific „	..	3	..	..	5	..	267	..	..	184
Other Foreign Countries	183	120	161	91	141	9,224	8,281	11,707	8,661	8,589
TOTAL FOREIGN COUNTRIES	4,520	4,615	3,422	3,661	3,839	2,06,660	2,06,285	1,68,689	2,22,941	1,92,095
Share of Bengal	*2,503*	*1,985*	*1,504*	*1,631*	*1,581*	*1,68,475*	*1,43,911*	*1,23,371*	*1,60,303*	*1,43,267*
„ *Bombay*	*7,145*	*7,077*	*4,636*	*5,322*	*5,637*	*5,33,522*	*6,03,645*	*4,74,823*	*5,28,032*	*5,40,888*
„ *Sind*	*7,864*	*2,815*	*2,746*	*1,338*	*11,181*	*3,36,028*	*1,79,855*	*1,33,279*	*1,30,780*	*15,07,481*
„ *Madras*	*429*	*456*	*426*	*148*	*236*	*18,247*	*19,028*	*11,362*	*9,055*	*7,485*
„ *Burma*	*1,334*	*564*	*673*	*585*	*582*	*70,669*	*36,326*	*48,013*	*49,282*	*31,279*
TOTAL	19,274	12,896	10,085	10,018	19,217	11,75,935	9,81,175	8,44,777	8,69,162	22,30,400
Parts of Firearms (III. B)—										
United Kingdom (*including* Channel Islands)	—	—	—	—	—	13,857	11,592	6,392	7,208	9,229
Other British Possessions	—	—	—	—	—	67	6	62	..	14
TOTAL BRITISH EMPIRE	—	—	—	—	—	13,924	11,598	6,454	7,208	9,243
Belgium	—	—	—	—	—	22	6	15	5,082	10
France	—	—	—	—	—	..	..	..	..	30,608
Other Foreign Countries	—	—	—	—	—	847	1,811	1,129	2,050	3,358
TOTAL FOREIGN COUNTRIES	—	—	—	—	—	869	1,817	1,144	7,082	34,266
Share of Bengal	—	—	—	—	—	*9,245*	*7,131*	*761*	*7,911*	*3,135*
„ *Bombay*	—	—	—	—	—	*3,113*	*3,967*	*5,747*	*5,317*	*8,041*
„ *Sind*	—	—	—	—	—	*286*	*276*	*202*	*77*	*31,434*
„ *Madras*	—	—	—	—	—	*88*	*311*	*172*	..	*30*
„ *Burma*	—	—	—	—	—	*1,942*	*1,928*	*626*	*985*	*879*
TOTAL	—	—	—	—	—	14,708	12,915	7,508	14,290	43,509

* Inclusive of firearms, cartridges and other arms and ammunition imported as baggage.

No. 10—*continued*

ARTICLES, AND COUNTRIES OF CONSIGNMENT; ALSO SHARE OF EACH PROVINCE	QUANTITY					VALUE				
	1932-33	1933-34	1934-35	1935-36	1936-37	1932-33	1933-34	1934-35	1935-36	1936-37
Arms, Ammunition and Military stores*—*continued*						R	R	R	R	R
***Firearms and parts thereof*—continued**										
Total of *Firearms and parts thereof*—										
United Kingdom (*including* Channel Islands)	—	—	—	—	—	9,57,435	7,41,969	6,66,260	6,24,067	20,26,114
Aden and Dependencies	—	—	—	—	—	293	502	1,119	725	5,076
Ceylon (*excluding* Maldives)	—	—	—	—	—	7,262	6,547	2,510	1,742	4,104
Straits Settlements	—	—	—	—	—	5,968	844	1,561	6,517	2,167
Kenya Colony	—	—	—	—	—	8,249	21,286	4,282	6,116	3,021
Commonwealth of Australia	—	—	—	—	—	3,230	4,032	5,878	9,277	1,648
Other British Possessions	—	—	—	—	—	822	1,308	2,537	4,985	5,416
TOTAL BRITISH EMPIRE	—	—	—	—	—	9,83,259	7,86,488	6,83,542	6,53,429	20,47,548
Germany	—	—	—	—	—	71,233	93,939	66,358	95,641	1,03,652
Belgium	—	—	—	—	—	64,710	40,621	36,971	54,294	24,110
France	—	—	—	—	—	9,504	2,672	4,533	2,448	35,685
Spain	—	—	—	—	—	3,885	7,030	7,138	12,880	5,521
Austria	—	—	—	—	—	..	1,608	602	3,380	5,505
United States of America—										
Via Atlantic Coast	—	—	—	—	—	45,802	53,134	42,424	52,724	43,114
,, Pacific ,,	—	—	—	—	—	..	267	—	—	184
Other Foreign Countries	—	—	—	—	—	9,230	8,331	11,807	9,161	8,590
TOTAL FOREIGN COUNTRIES	—	—	—	—	—	2,07,469	2,07,602	1,69,833	2,30,023	2,26,361
Share of Bengal	—	—	—	—	—	*1,77,820*	*1,61,042*	*1,23,032*	*1,68,274*	*1,46,402*
,, *Bombay*	—	—	—	—	—	*5,85,634*	*6,06,612*	*4,80,570*	*5,33,399*	*5,48,929*
,, *Sind*	—	—	—	—	—	*3,36,308*	*1,79,633*	*1,88,571*	*1,30,857*	*15,38,905*
,, *Madras*	—	—	—	—	—	*18,335*	*19,349*	*11,554*	*9,055*	*7,515*
,, *Burma*	—	—	—	—	—	*72,631*	*37,454*	*48,633*	*41,867*	*32,158*
TOTAL	—	—	—	—	—	11,90,728	9,94,090	8,53,375	8,83,452	22,78,909
***Gunpowder, Black (III. B)*—**	Lbs.	Lbs.	Lbs.	Lbs.	Lbs.					
United Kingdom (*including* Channel Islands)	76,025	76,455	60,475	128,085	39,710	53,984	51,028	40,757	71,215	23,618
Belgium	..	19,125	3,050	..	..	..	3,806	2,027	..	..
Other Foreign Countries	..	..	..	448	..	..	..	..	117	3
TOTAL FOREIGN COUNTRIES	..	19,125	3,050	448	..	..	3,806	2,027	117	3
Share of Bengal	*19,875*	*17,300*	*23,625*	*42,935*	*30,225*	*20,370*	*18,361*	*19,420*	*26,468*	*16,515*
,, *Bombay*	*50,150*	*72,300*	*36,100*	*73,625*	*6,500*	*29,654*	*33,231*	*21,390*	*38,979*	*3,429*
,, *Sind*	*3,650*	*2,600*	..	..	..	*2,651*	*1,490*	..	..	*3*
,, *Madras*	*2,050*	*2,350*	*3,800*	*11,723*	*2,985*	*1,309*	*1,752*	*1,974*	*5,784*	*1,674*
,, *Burma*	..	..	..	*250*	..	..	..	..	*101*	..
TOTAL	76,025	95,580	63,525	128,533	39,710	53,984	59,834	43,784	71,332	23,621
***Gunpowder, Smokeless (III. B)*—**	Lbs.	Lbs.	Lbs.	Lbs.	Lbs.					
United Kingdom (*including* Channel Islands)	4,720	6,115	6,020	8,375	19,875	11,314	15,475	9,652	18,751	22,223
Share of Bengal	*1,885*	*5,165*	*5,220*	*3,150*	*19,800*	*5,692*	*14,362*	*8,182*	*17,277*	*21,918*
,, *Bombay*	*800*	*335*	*475*	*200*	*75*	*3,553*	*536*	*1,932*	*473*	*305*
,, *Sind*	*1,000*	..	..	..	..	*1,346*	..	..	..	..
,, *Madras*	*1,035*	*25*	*215*	..	..	*722*	*161*	*237*	..	..
,, *Burma*	..	*300*	..	*25*	..	..	*470*	..	*101*	..
TOTAL	4,720	6,115	6,020	8,375	19,875	11,314	15,475	9,652	18,751	22,223

* Inclusive of firearms, cartridges and other arms and ammunition imported as baggage.

No. 10—*continued*

ARTICLES, AND COUNTRIES OF CONSIGNMENT; ALSO SHARE OF EACH PROVINCE	QUANTITY					VALUE				
	1932-33	1933-34	1934-35	1935-36	1936-37	1932-33	1933-34	1934-35	1935-36	1936-37
Arms, Ammunition and Military stores*—*concluded*	Lbs.	Lbs.	Lbs.	Lbs.	Lbs.	R	R	R	R	R
Gunpowder, others (III. B)—										
United Kingdom (*including* Channel Islands)	5,830	4,975	13,155	100	1,825	3,430	3,075	3,127	63	1,265
Share of Bengal	*15*	*125*	..	..	..	*10*	*75*	..	..	..
„ *Bombay*	..	..	..	..	*625*	..	..	..	..	*639*
„ *Sind*	*3,000*	..	..	..	..	*1,684*	..	..	..	..
„ *Madras*	*2,815*	*4,850*	*13,155*	*100*	*1,200*	*1,736*	*3,003*	*3,127*	*63*	*626*
TOTAL	5,830	4,975	13,155	100	1,825	3,430	3,075	3,127	63	1,265
Other sorts of arms, etc. (III. B)—										
United Kingdom (*including* Channel Islands)	—	—	—	—	—	1,12,361	1,02,788	1,03,774	1,10,756	1,14,701
Other British Possessions	—	—	—	—	—	465	836	2,302	815	1,077
TOTAL BRITISH EMPIRE	—	—	—	—	—	1,12,726	1,03,624	1,06,076	1,11,571	1,15,778
Germany	—	—	—	—	—	8,435	11,303	9,002	6,761	11,564
Italy	—	—	—	—	—	..	..	..	20	5,000
Czechoslovakia	—	—	—	—	—	..	..	..	..	6,44,263
United States of America—										
Vid Atlantic Coast	—	—	—	—	—	678	462	2,082	3,19,016	809
„ Pacific „	—	—	—	—	—	..	1	..	159	..
Other Foreign Countries	—	—	—	—	—	5,074	1,855	1,878	2,484	7,730
TOTAL FOREIGN COUNTRIES	—	—	—	—	—	14,187	13,621	12,962	3,29,390	6,69,371
Share of Bengal	—	—	—	—	—	*29,841*	*27,605*	*18,286*	*14,538*	*23,923*
„ *Bombay*	—	—	—	—	—	*53,417*	*43,615*	*54,481*	*64,397*	*63,377*
„ *Sind*	—	—	—	—	—	*30,192*	*29,704*	*26,441*	*3,33,614*	*6,30,247*
„ *Madras*	—	—	—	—	—	*6,963*	*7,211*	*8,788*	*10,803*	*5,867*
„ *Burma*	—	—	—	—	—	*11,295*	*13,440*	*11,947*	*13,711*	*13,625*
TOTAL	—	—	—	—	—	1,26,913	1,17,145	1,19,038	4,40,961	7,85,149
***Total of Arms, Ammunition and Military stores*—**										
United Kingdom (*including* Channel Islands)	—	—	—	—	—	37,08,593	36,86,261	38,32,399	39,84,422	53,75,525
Aden and Dependencies	—	—	—	—	—	300	602	1,174	736	5,426
Ceylon (*excluding* Maldives)	—	—	—	—	—	7,602	7,318	4,847	1,964	4,692
Straits Settlements	—	—	—	—	—	6,378	880	1,882	7,456	2,345
Kenya Colony	—	—	—	—	—	3,568	32,007	4,662	6,410	3,434
Commonwealth of Australia	—	—	—	—	—	1,183	1,944	3,771	9,403	1,875
Other British Possessions	—	—	—	—	—	3,088	4,921	4,497	5,636	5,645
TOTAL BRITISH EMPIRE	—	—	—	—	—	37,35,792	37,33,923	38,58,732	40,16,027	53,98,942
Poland (*including* Danzig)	—	—	—	—	—	..	644	11,659	17,712	16,670
Germany	—	—	—	—	—	1,82,544	2,02,418	1,76,417	2,46,246	3,04,937
Belgium	—	—	—	—	—	3,64,514	2,26,541	57,458	90,764	62,781
France	—	—	—	—	—	31,377	9,560	12,673	12,271	38,414
Spain	—	—	—	—	—	3,885	7,047	7,138	12,350	5,521
Italy (*including* Fiume)	—	—	—	—	—	320	383	5,602	374	5,392
Austria	—	—	—	—	—	..	1,605	602	3,380	5,505
Czechoslovakia	—	—	—	—	—	..	..	350	..	6,44,618
United States of America—										
Vid Atlantic Coast	—	—	—	—	—	35,796	1,05,380	1,20,205	4,75,668	1,18,100
„ Pacific „	—	—	—	—	—	..	268	..	165	184
Other Foreign Countries	—	—	—	—	—	9,964	8,939	11,333	15,586	13,225
TOTAL FOREIGN COUNTRIES	—	—	—	—	—	6,78,400	5,62,783	4,12,842	8,75,046	12,10,347
Share of Bengal	—	—	—	—	—	*9,61,268*	*9,08,701*	*12,30,700*	*12,36,831*	*12,36,947*
„ *Bombay*	—	—	—	—	—	*10,84,603*	*11,22,548*	*10,30,628*	*11,94,343*	*12,14,111*
„ *Sind*	—	—	—	—	—	*11,33,863*	*8,14,463*	*6,52,306*	*3,02,366*	*25,35,199*
„ *Madras*	—	—	—	—	—	*7,37,789*	*8,35,758*	*8,32,305*	*8,78,033*	*10,10,603*
„ *Burma*	—	—	—	—	—	*4,41,727*	*5,25,191*	*4,85,235*	*7,85,165*	*6,12,496*
TOTAL	—	—	—	—	—	44,14,192	42,96,656	42,71,574	46,91,078	66,09,289

* Inclusive of firearms, cartridges and other arms and ammunition imported as baggage.

No. 10—*continued*

ARTICLES, AND COUNTRIES OF CONSIGNMENT; ALSO SHARE OF EACH PROVINCE	QUANTITY					VALUE				
	1932-33	1933-34	1934-35	1935-36	1936-37	1932-33	1933-34	1934-35	1935-36	1936-37
						R	R	R	R	R
Art, works of (*other than* pictures) (III. U)—										
United Kingdom (*including* Channel Islands)	—	—	—	—	—	29,928	40,083	38,491	95,519	58,717
Ceylon (*excluding* Maldives)	—	—	—	—	—	6,349	8,405	5,663	10,267	8,603
Other British Possessions	—	—	—	—	—	2,826	2,656	3,682	4,199	3,646
TOTAL BRITISH EMPIRE	—	—	—	—	—	39,103	52,044	47,836	1,09,985	71,056
Germany	—	—	—	—	—	7,725	11,075	8,451	7,341	9,974
France	—	—	—	—	—	57,014	7,876	11,495	40,528	5,887
Italy (*including* Fiume)	—	—	—	—	—	1,12,895	45,679	88,064	66,719	49,592
China (*exclusive* of Hong Kong and Macão)	—	—	—	—	—	1,200	1,123	861	843	5,514
Egypt	—	—	—	—	—	..	22	2	11,001	..
Other Foreign Countries	—	—	—	—	—	7,850	11,692	12,518	8,541	7,677
TOTAL FOREIGN COUNTRIES	—	—	—	—	—	1,86,684	78,367	1,16,391	1,84,973	78,644
Share of Bengal	—	—	—	—	—	*50,052*	*41,018*	*43,634*	*54,012*	*70,115*
" *Bombay*	—	—	—	—	—	*1,44,339*	*69,066*	*83,877*	*1,54,681*	*57,840*
" *Sind*	—	—	—	—	—	*14,968*	*9,309*	*20,764*	*21,450*	*13,927*
" *Madras*	—	—	—	—	—	*8,379*	*6,317*	*11,758*	*10,449*	*7,160*
" *Burma*	—	—	—	—	—	*8,052*	*4,702*	*4,194*	*4,366*	*658*
TOTAL	—	—	—	—	—	2,25,787	1,30,411	1,64,227	2,44,958	1,49,700
	Cwts.	Cwts.	Cwts.	Cwts.	Cwts.					
Asbestos—										
Raw (II. B)—										
United Kingdom (*including* Channel Islands)	..	19	..	2,146	272	..	545	..	24,561	5,999
Cyprus	..	..	..	..	179	..	..	..	..	1,037
Union of South Africa	..	..	4,929	14,068	..	..	..	41,904	1,48,433	..
Canada—										
Vid Atlantic Coast	..	..	..	1,056	1,786	..	..	..	11,448	20,213
TOTAL BRITISH EMPIRE	—	19	4,929	17,270	2,237	..	545	41,904	1,84,842	27,249
Germany	..	..	..	5	..	..	3	..	517	13
Portuguese East Africa	..	7,144	11,845	1,831	23,041	..	82,766	1,10,730	18,791	1,70,907
United States of America—										
Vid Atlantic Coast	..	..	536	1,260	..	..	..	6,010	5,014	..
TOTAL FOREIGN COUNTRIES	..	7,144	11,881	3,096	23,041	..	82,769	1,16,740	19,322	1,70,920
Share of Bengal	..	..	*4,929*	*17,419*	*40*	..	..	*41,904*	*1,78,526*	*849*
" *Bombay*	..	*7,163*	*11,881*	*2,837*	*25,238*	..	*83,236*	*1,16,740*	*25,639*	*1,97,320*
" *Madras*	..	..	..	..	..	..	*8*	..	..	..
" *Burma*	..	..	..	..	..	..	*75*	..	..	..
TOTAL	..	7,163	16,810	20,306	25,278	..	83,314	1,58,644	2,04,164	1,98,169
Manufactures—										
Asbestos packing (III .U)—										
United Kingdom (*including* Channel Islands)	—	—	—	—	—	2,13,261	2,03,158	1,92,138	1,74,028	1,65,857
Other British Possessions	—	—	—	—	—	285	233	107	30	40
TOTAL BRITISH EMPIRE	—	—	—	—	—	2,13,546	2,03,391	1,92,245	1,74,058	1,65,897
Germany	—	—	—	—	—	20,781	5,394	5,122	11,567	9,867
Belgium	—	—	—	—	—	4,003	2,060	1,752	4,208	5,417
Austria	—	—	—	—	—	8,685	2,600	1,116	42	94
Czechoslovakia	—	—	—	—	—	6,514	1,244	6,161	8,300	6,208
Japan	—	—	—	—	—	7,456	9,870	2,087	2,004	6,207
Other Foreign Countries	—	—	—	—	—	7,018	335	2,399	1,534	1,132
TOTAL FOREIGN COUNTRIES	—	—	—	—	—	54,457	21,503	18,637	27,655	29,015
Share of Bengal	—	—	—	—	—	*88,524*	*72,916*	*67,724*	*50,893*	*80,894*
" *Bombay*	—	—	—	—	—	*1,01,078*	*82,246*	*71,405*	*53,892*	*47,433*
" *Sind*	—	—	—	—	—	*13,398*	*15,249*	*18,258*	*17,389*	*12,660*
" *Madras*	—	—	—	—	—	*21,971*	*19,214*	*16,058*	*14,875*	*11,874*
" *Burma*	—	—	—	—	—	*43,038*	*35,971*	*37,439*	*64,664*	*42,051*
TOTAL	—	—	—	—	—	2,68,003	2,24,894	2,10,882	2,01,713	1,94,912
	Tons	Tons	Tons	Tons	Tons					
Sheets, slates, etc., of asbestos cement (III. U)*										
United Kingdom (*including* Channel Islands)	—	2,096	1,202	991	1,027	—	3,35,039	2,20,965	1,84,034	1,75,930
Other British Possessions	—	..	6	1	..	—	40	520	183	105
TOTAL BRITISH EMPIRE	—	2,096	1,208	992	1,027	—	3,35,079	2,21,485	1,84,217	1,76,035
Belgium	—	2,056	2,698	372	527	—	1,58,719	2,45,780	37,345	49,072
Italy (*including* Fiume)	—	842	651	320	179	—	36,558	66,389	31,715	14,396
Yugoslavia (Kingdom of the Serbs, Croats and Slovenes)	—	518	1,080	561	958	—	46,389	1,00,188	49,011	81,486
Japan	—	34	98	69	264	—	2,367	7,837	6,770	18,596
Other Foreign Countries	—	79	49	11	14	—	6,387	6,988	6,838	5,181
TOTAL FOREIGN COUNTRIES	—	3,039	4,571	1,333	1,942	—	2,80,020	4,27,343	1,31,674	1,68,731
Share of Bengal	—	*1,206*	*1,800*	*208*	*274*	—	*1,47,785*	*1,89,230*	*34,469*	*37,137*
" *Bombay*	—	*1,476*	*2,033*	*842*	*916*	—	*1,80,477*	*2,41,700*	*1,36,155*	*1,19,406*
" *Sind*	—	*1,086*	*466*	*538*	*476*	—	*1,50,825*	*53,872*	*62,376*	*60,157*
" *Madras*	—	*839*	*979*	*148*	*401*	—	*97,659*	*1,05,884*	*17,263*	*39,351*
" *Burma*	—	*438*	*502*	*589*	*903*	—	*38,953*	*58,142*	*66,645*	*35,716*
TOTAL	—	5,135	5,779	2,325	2,969	—	6,15,699	6,48,828	3,15,891	3,44,766

* Separately recorded from 1933-34.

No. 10—*continued*

ARTICLES, AND COUNTRIES OF CONSIGNMENT; ALSO SHARE OF EACH PROVINCE	QUANTITY					VALUE				
	1932-33	1933-34	1934-35	1935-36	1936-37	1932-33	1933-34	1934-35	1935-36	1936-37
Asbestos—*continued*						R	R	R	R	R
Manufactures—continued										
Other manufactures (III. U)—										
United Kingdom (*including* Channel Islands)	—	—	—	—	—	7,33,143	5,84,466	6,50,089	5,59,730	6,42,019
Canada—										
Viâ Atlantic Coast	—	—	—	—	—	6,668	1,190	5,043	809	35
Other British Possessions	—	—	—	—	—	1,200	370	905	98	2,769
TOTAL BRITISH EMPIRE	—	—	—	—	—	7,41,011	5,86,026	6,56,037	5,60,637	6,45,423
Germany	—	—	—	—	—	1,26,928	1,08,590	77,417	66,658	62,528
Netherlands	—	—	—	—	—	5,620	1,370	425	360	7
Belgium	—	—	—	—	—	48,537	2,031	15,640	3,129	9,792
France	—	—	—	—	—	10,537	164	1,729	..	1,140
Italy (*including* Fiume)	—	—	—	—	—	46,637	3,141	3,418	10	51
Austria	—	—	—	—	—	5,447	11,864	13,984	14,867	21,833
Yugoslavia (Kingdom of the Serbs, Croats and Slovenes)	—	—	—	—	—	86,214	616	3,473	891	30
Japan	—	—	—	—	—	715	10,397	8,086	4,411	4,138
United States of America—										
Viâ Atlantic Coast	—	—	—	—	—	19,551	30,617	34,077	37,608	49,344
" Pacific "	—	—	—	—	—	—	136	184	1,799	581
Other Foreign Countries	—	—	—	—	—	3,244	381	2,292	2,715	3,544
TOTAL FOREIGN COUNTRIES	—	—	—	—	—	8,53,428	1,69,307	1,60,725	1,32,443	1,52,988
Share of Bengal	—	—	—	—	—	*3,91,288*	*3,34,378*	*3,89,982*	*3,39,341*	*3,82,828*
" *Bombay*	—	—	—	—	—	*3,24,491*	*2,65,793*	*2,01,180*	*2,01,008*	*1,96,701*
" *Sind*	—	—	—	—	—	*1,92,497*	*39,596*	*29,037*	*22,372*	*41,171*
" *Madras*	—	—	—	—	—	*1,08,091*	*94,736*	*1,10,967*	*70,781*	*91,823*
" *Burma*	—	—	—	—	—	*78,072*	*79,835*	*85,596*	*59,578*	*85,888*
TOTAL	—	—	—	—	—	10,94,439	7,55,333	8,16,762	6,93,080	7,98,411
Total of Asbestos manufactures—										
BRITISH EMPIRE	—	—	—	—	—	9,54,557	11,24,634	10,69,767	9,18,912	9,87,355
FOREIGN COUNTRIES	—	—	—	—	—	4,07,885	4,71,292	6,06,705	2,91,772	3,50,734
TOTAL	—	—	—	—	—	13,62,442	15,95,926	16,76,472	12,10,684	13,38,089
Baskets and Basketware (III. U)—										
United Kingdom (*including* Channel Islands)	—	—	—	—	—	764	11,452	1,800	1,161	1,501
Other British Possessions	—	—	—	—	—	2,910	2,322	1,151	581	318
TOTAL BRITISH EMPIRE	—	—	—	—	—	3,674	13,774	2,951	1,742	1,819
TOTAL FOREIGN COUNTRIES	—	—	—	—	—	2,719	2,852	2,758	2,773	2,343
Share of Bengal	—	—	—	—	—	*615*	*1,451*	*1,931*	*1,681*	*1,612*
" *Bombay*	—	—	—	—	—	*1,700*	*2,720*	*2,170*	*1,690*	*1,892*
" *Sind*	—	—	—	—	—	*508*	*162*	*74*	*66*	*167*
" *Madras*	—	—	—	—	—	*2,933*	*11,550*	*685*	*276*	*262*
" *Burma*	—	—	—	—	—	*632*	*743*	*599*	*807*	*223*
TOTAL	—	—	—	—	—	6,393	16,626	5,709	4,520	4,162

No. 10—*continued*

ARTICLES, AND COUNTRIES OF CONSIGNMENT; ALSO SHARE OF EACH PROVINCE	Quantity					Value				
	1932-33	1933-34	1934-35	1935-36	1936-37	1932-33	1933-34	1934-35	1935-36	1936-37
						R	R	R	R	R
Belting for Machinery—										
Of Cotton (III. J)—										
United Kingdom (*including* Channel Islands)	—	—	—	—	—	5,90,467	4,62,408	5,13,077	5,69,549	6,14,822
Other British Possessions	—	—	—	—	—	4,837	1,249	581	2,252	4,446
TOTAL BRITISH EMPIRE	—	—	—	—	—	5,95,304	4,70,652	5,13,658	5,71,801	6,19,268
Germany	—	—	—	—	—	32,739	17,682	12,400	12,142	7,352
Japan	—	—	—	—	—	16,018	17,089	21,636	25,739	38,791
United States of America— *Vid* Atlantic Coast	—	—	—	—	—	30,988	18,815	24,943	29,676	18,665
„ Pacific „	—	—	—	—	—	110	..	..	..	..
Other Foreign Countries	—	—	—	—	—	8,166	6,583	4,503	2,266	758
TOTAL FOREIGN COUNTRIES	—	—	—	—	—	88,021	60,119	63,482	69,823	65,566
Share of Bengal	—	—	—	—	—	*3,35,941*	*2,79,230*	*3,13,017*	*3,54,732*	*3,89,389*
„ *Bombay*	—	—	—	—	—	*90,119*	*76,886*	*1,11,740*	*95,073*	*1,02,243*
„ *Sind*	—	—	—	—	—	*10,259*	*2,413*	*10,277*	*4,504*	*8,282*
„ *Madras*	—	—	—	—	—	*1,67,672*	*1,02,249*	*80,714*	*1,26,898*	*1,42,557*
„ *Burma*	—	—	—	—	—	*89,934*	*69,993*	*61,392*	*60,417*	*37,258*
TOTAL	—	—	—	—	—	6,83,925	5,50,771	5,77,140	6,41,624	6,79,834
Of Hair (III. J) (a)—										
United Kingdom (*including* Channel Islands)	—	—	—	—	—	—	—	—	—	7,02,253
Germany	—	—	—	—	—	—	—	—	—	1,77,984
Japan	—	—	—	—	—	—	—	—	—	29,587
Other Foreign Countries	—	—	—	—	—	—	—	—	—	3,312
TOTAL FOREIGN COUNTRIES	—	—	—	—	—	—	—	—	—	2,10,883
Share of Bengal	—	—	—	—	—	—	—	—	—	*4,68,232*
„ *Bombay*	—	—	—	—	—	—	—	—	—	*2,23,123*
„ *Sind*	—	—	—	—	—	—	—	—	—	*1,24,771*
„ *Madras*	—	—	—	—	—	—	—	—	—	*59,095*
„ *Burma*	—	—	—	—	—	—	—	—	—	*1,27,915*
TOTAL	—	—	—	—	—	—	—	—	—	10,03,136
Of Leather (III. J)—										
United Kingdom (*including* Channel Islands)	—	—	—	—	—	15,54,163	13,02,811	14,09,879	14,69,831	12,11,859
Other British Possessions	—	—	—	—	—	1,403	902	2,212	2,200	529
TOTAL BRITISH EMPIRE	—	—	—	—	—	15,55,566	13,03,413	14,11,791	14,72,031	12,12,388
Germany	—	—	—	—	—	1,13,724	33,103	29,413	10,310	2,179
Netherlands	—	—	—	—	—	79,103	47,194	65,519	47,021	55,709
Belgium	—	—	—	—	—	27,326	3,503	4,499	6,748	16,034
France	—	—	—	—	—	4,004	2,111	9,383	23,076	4,435
Spain	—	—	—	—	—	..	..	4,774	5,881	665
Switzerland	—	—	—	—	—	160	5,864	1,963	6,048	..
Italy (*including* Fiume)	—	—	—	—	—	6,619	14,544	580	..	..
Czechoslovakia	—	—	—	—	—	11,553	9,931	14,134	2,408	..
Java	—	—	—	—	—	..	4,986	..	11,359	..
Japan	—	—	—	—	—	98,046	73,486	1,22,257	1,00,669	1,16,593
China (*exclusive* of Hongkong and Macao)	—	—	—	—	—	..	..	..	..	12,738
United States of America— *Vid* Atlantic Coast	—	—	—	—	—	7,09,881	7,80,413	7,95,376	7,84,363	4,54,101
„ Pacific „	—	—	—	—	—	201	..	..	..	..
Other Foreign Countries	—	—	—	—	—	2,521	3,114	28	1,254	316
TOTAL FOREIGN COUNTRIES	—	—	—	—	—	10,53,148	9,83,254	10,47,923	9,99,737	6,62,770

(a) Separately specified from 1936-37.

No. 10—*continued*

ARTICLES, AND COUNTRIES OF CONSIGNMENT; ALSO SHARE OF EACH PROVINCE	Quantity					Value				
	1932-33	1933-34	1934-35	1935-36	1936-37	1932-33	1933-34	1934-35	1935-36	1936-37
						R	R	R	R	R
Belting for Machinery—*continued*										
***Of Leather (III. J)*—continued**										
Share of Bengal	—	—	—	—	—	*4,94,106*	*5,03,749*	*5,60,563*	*6,61,039*	*5,09,822*
„ *Bombay*	—	—	—	—	—	*19,25,303*	*16,04,373*	*17,52,300*	*16,72,861*	*13,21,729*
„ *Sind*	—	—	—	—	—	*14,838*	*13,393*	*63,679*	*11,810*	*18,485*
„ *Madras*	—	—	—	—	—	*1,48,661*	*1,53,198*	*91,419*	*1,16,861*	*1,19,630*
„ *Burma*	—	—	—	—	—	*25,801*	*12,919*	*11,858*	*9,307*	*5,492*
TOTAL	—	—	—	—	—	26,08,714	23,86,667	24,59,717	24,71,768	18,75,158
***Of other materials* (including Coir) (*III. J*)—**										
United Kingdom (*including* Channel Islands)	—	—	—	—	—	14,05,393	12,80,240	13,82,327	14,74,441	5,43,517
Straits Settlements	—	—	—	—	—	12,536	10,179	2,860	920	3,330
Canada—										
Vid Atlantic Coast	—	—	—	—	—	14,228	2,636	17,000	14,902	7,041
„ Pacific „	—	—	—	—	—	2,249	..	..	..	..
Other British Possessions	—	—	—	—	—	476	1,920	948	540	131
TOTAL BRITISH EMPIRE	—	—	—	—	—	14,34,897	12,95,025	14,03,135	14,90,803	5,54,049
Germany	—	—	—	—	—	2,26,885	1,46,240	1,14,068	2,19,417	60,468
Belgium	—	—	—	—	—	11,856	9,441	2,531	4,442	2,202
Hungary	—	—	—	—	—	362	2,709	8,387	11,947	7,004
Japan	—	—	—	—	—	2,13,926	2,60,741	3,20,667	4,00,690	3,13,102
United States of America—										
Vid Atlantic Coast	—	—	—	—	—	76,986	53,928	92,635	77,892	80,949
„ Pacific „	—	—	—	—	—	23,127	15,320	2,882	28,359	15,644
Other Foreign Countries	—	—	—	—	—	3,303	4,966	1,436	4,630	3,397
TOTAL FOREIGN COUNTRIES	—	—	—	—	—	5,58,945	4,93,343	5,42,606	7,46,877	4,82,856
Share of Bengal	—	—	—	—	—	*8,14,847*	*7,46,075*	*7,18,617*	*9,62,384*	*4,30,148*
„ *Bombay*	—	—	—	—	—	*5,68,606*	*4,73,266*	*5,07,103*	*6,00,583*	*3,04,113*
„ *Sind*	—	—	—	—	—	*1,01,299*	*1,42,548*	*1,77,096*	*1,77,606*	*88,996*
„ *Madras*	—	—	—	—	—	*1,29,010*	*1,11,983*	*1,28,683*	*1,29,351*	*84,888*
„ *Burma*	—	—	—	—	—	*3,20,080*	*3,14,493*	*4,14,043*	*3,87,846*	*2,28,461*
TOTAL	—	—	—	—	—	19,03,842	17,88,370	19,45,741	22,37,680	10,36,905
***Total of Belting for machinery*—**										
United Kingdom (*including* Channel Islands)	—	—	—	—	—	35,50,028	30,52,154	33,04,983	35,18,821	21,02,481
Straits Settlements	—	—	—	—	—	12,885	11,187	5,032	2,437	3,825
Canada—										
Vid Atlantic Coast	—	—	—	—	—	18,325	3,678	17,521	17,031	10,861
„ Pacific „	—	—	—	—	—	2,249	..	..	..	..
Other British Possessions	—	—	—	—	—	2,280	2,071	1,048	1,346	791
TOTAL BRITISH EMPIRE	—	—	—	—	—	35,85,767	30,69,090	33,28,584	35,34,635	21,77,958

No. 10—*continued*

ARTICLES, AND COUNTRIES OF CONSIGNMENT; ALSO SHARE OF EACH PROVINCE	Quantity					Value				
	1932-33	1933-34	1934-35	1935-36	1936-37	1932-33	1933-34	1934-35	1935-36	1936-37
						R	R	R	R	R
Belting for Machinery—*concld.*										
Total Belting for machinery —continued.										
Germany	—	—	—	—	—	3,78,348	1,96,975	1,55,881	2,41,869	2,47,983
Netherlands	—	—	—	—	—	79,901	47,194	65,519	51,253	58,426
Belgium	—	—	—	—	—	42,093	15,826	9,324	12,862	21,321
France	—	—	—	—	—	4,004	2,111	9,488	23,224	4,435
Spain	—	—	—	—	—	370	1,033	4,774	5,881	665
Switzerland	—	—	—	—	—	160	6,906	1,963	7,419	..
Italy (*including* Fiume)	—	—	—	—	—	7,768	14,544	2,734	..	..
Hungary	—	—	—	—	—	1,687	4,339	8,387	11,947	7,320
Czechoslovakia	—	—	—	—	—	12,671	10,151	14,184	2,408	790
Java	—	—	—	—	—	..	5,231	..	11,869	..
Japan	—	—	—	—	—	3,27,990	2,56,816	4,64,560	5,27,098	4,93,073
China (*exclusive of* Hongkong and Macao)	—	—	—	—	—	64	..	..	..	12,738
United States of America—										
Vid Atlantic Coast	—	—	—	—	—	8,10,855	8,53,161	9,12,954	8,91,481	5,58,715
„ Pacific „	—	—	—	—	—	23,438	15,320	2,882	28,359	15,644
Other Foreign Countries	—	—	—	—	—	6,815	7,611	1,464	1,327	965
TOTAL FOREIGN COUNTRIES	—	—	—	—	—	17,00,114	15,36,718	16,54,014	18,16,487	14,17,075
Share of Bengal	—	—	—	—	—	*16,34,894*	*15,29,054*	*15,82,191*	*19,78,155*	*17,97,891*
„ *Bombay*	—	—	—	—	—	*25,34,035*	*21,54,525*	*23,71,143*	*23,68,527*	*18,51,213*
„ *Sind*	—	—	—	—	—	*1,36,396*	*1,58,289*	*2,40,953*	*1,93,320*	*1,90,633*
„ *Madras*	—	—	—	—	—	*4,44,743*	*3,67,430*	*3,01,009*	*3,73,100*	*3,36,170*
„ *Burma*	—	—	—	—	—	*4,35,815*	*3,96,510*	*4,37,297*	*4,37,470*	*3,99,126*
TOTAL	—	—	—	—	—	52,86,881	46,05,808	49,82,598	53,51,072	45,95,033
Bobbins (III. U)—										
United Kingdom (*including* Channel Islands)	—	—	—	—	—	19,16,236	18,71,653	17,84,123	18,29,332	13,89,849
Straits Settlements	—	—	—	—	—	..	..	6,817	..	..
Other British Possessions	—	—	—	—	—	164	..	33	10	..
TOTAL BRITISH EMPIRE	—	—	—	—	—	19,16,450	18,71,653	17,90,973	18,29,342	13,89,849
Finland	—	—	—	—	—	32,211	18,344	9,221	88,852	62,269
Sweden	—	—	—	—	—	1,658	3,305	10,201	14,311	21,325
Germany	—	—	—	—	—	3,78,711	2,85,240	2,41,747	3,37,332	2,59,909
Spain	—	—	—	—	—	9,251	2,537	26,230	22,410	13,660
Portugal (*including* Azores and Madeira)	—	—	—	—	—	..	..	6,260	..	463
Switzerland	—	—	—	—	—	6,681	804	570	3,509	3,288
Italy (*including* Fiume)	—	—	—	—	—	18,400	14,034	2,598	5,923	9,816
Austria	—	—	—	—	—	10,172	9,809	2,097	3,757	..
Czechoslovakia	—	—	—	—	—	635	..	74	..	5,000
Japan	—	—	—	—	—	4,74,532	5,20,618	7,78,880	7,94,275	4,65,859
China (*exclusive of* Hongkong and Macao)	—	—	—	—	—	20	..	361	..	6,053
United States of America—										
Vid Atlantic Coast	—	—	—	—	—	..	..	140	218	2,238
Other Foreign Countries	—	—	—	—	—	8,669	42	5,693	3,550	4,175
TOTAL FOREIGN COUNTRIES	—	—	—	—	—	9,40,890	8,59,233	10,34,162	12,74,137	8,54,053
Share of Bengal	—	—	—	—	—	*3,41,422*	*3,46,454*	*3,58,681*	*5,67,998*	*5,74,055*
„ *Bombay*	—	—	—	—	—	*23,93,720*	*16,48,218*	*23,05,391*	*22,54,687*	*13,18,584*
„ *Sind*	—	—	—	—	—	..	..	..	*2,533*	*2,021*
„ *Madras*	—	—	—	—	—	*1,22,198*	*2,36,214*	*2,10,616*	*2,73,261*	*3,49,242*
„ *Burma*	—	—	—	—	—	..	..	*547*	..	..
TOTAL	—	—	—	—	—	28,57,340	22,30,886	28,75,185	31,03,479	22,43,902

No. 10—*continued*

ARTICLES, AND COUNTRIES OF CONSIGNMENT; ALSO SHARE OF EACH PROVINCE	Quantity					Value				
	1932-33	1933-34	1934-35	1935-36	1936-37	1932-33	1933-34	1934-35	1935-36	1936-37
						R	R	R	R	R
Books, printed, and printed matter (*not being* stationery), *including* maps and charts (III. U)—	Cwts.	Cwts.	Cwts.	Cwts.	Cwts.					
United Kingdom (*including* Channel Islands)	21,290	23,420	26,102	26,041	29,581	38,96,412	41,90,055	43,78,853	44,46,270	47,70,386
Ceylon (*excluding* Maldives)	365	291	168	223	176	25,294	18,382	13,045	20,648	27,682
Straits Settlements	240	179	215	272	466	16,281	11,871	17,407	26,412	23,525
Hongkong	61	71	265	142	285	5,856	4,164	12,644	6,579	13,707
Canada—										
Via Atlantic Coast	63	26	69	160	94	13,124	3,632	9,984	18,911	9,720
„ Pacific „	1	5	..	..	7	200	547	79	60	1,618
Commonwealth of Australia	48	53	47	30	34	8,482	13,641	6,021	4,202	5,476
Other British Possessions	36	27	56	49	26	5,228	2,668	5,052	5,722	2,942
TOTAL BRITISH EMPIRE	22,104	24,202	27,022	27,217	30,649	39,69,977	42,44,081	44,42,585	45,26,805	48,45,052
Sweden	30	56	35	31	60	3,761	8,068	4,227	3,552	5,609
Germany	1,172	1,000	1,127	1,218	1,456	1,18,831	1,18,408	1,15,234	1,14,912	1,26,861
Netherlands	147	118	212	147	92	11,677	20,255	22,712	16,365	20,292
Belgium	249	201	109	108	115	29,769	33,064	13,588	20,949	14,800
France	302	408	338	329	230	34,367	42,171	35,234	33,216	26,170
Switzerland	9	9	52	54	66	2,978	2,048	10,276	9,228	11,546
Italy (*including* Fiume)	103	81	113	74	53	15,569	7,779	9,752	7,641	3,230
Hungary	1	..	..	3	4	50	15	31	1,229	5,869
Czechoslovakia	15	14	90	22	30	1,099	900	2,940	3,095	6,242
Iraq	4	5	3	3	47	906	389	454	254	12,488
Japan	288	428	520	629	1,253	18,088	32,507	34,055	38,289	52,674
China (*exclusive* of Hongkong and Macao)	158	199	230	196	202	9,662	14,854	13,818	12,922	12,087
Egypt	321	264	295	314	417	29,985	28,758	42,986	49,134	34,413
United States of America—										
Via Atlantic Coast	2,339	2,590	3,218	3,573	3,825	2,76,168	3,59,508	4,17,930	4,59,445	4,71,725
„ Pacific „	39	57	72	141	302	6,127	9,970	9,372	18,941	45,986
Other Foreign Countries	80	79	143	103	70	8,463	7,884	13,207	11,887	7,436
TOTAL FOREIGN COUNTRIES	5,252	5,909	6,656	7,037	8,372	6,67,700	6,67,533	7,45,923	8,02,457	8,58,205
Share of Bengal	*9,701*	*10,973*	*11,119*	*10,404*	*12,563*	*17,73,972*	*18,35,236*	*19,54,171*	*20,51,548*	*20,41,725*
„ *Bombay*	*11,396*	*12,541*	*14,272*	*15,255*	*18,060*	*18,95,192*	*20,22,114*	*21,72,271*	*22,34,418*	*25,55,067*
„ *Sind*	*816*	*864*	*1,037*	*1,099*	*1,038*	*1,56,154*	*1,61,967*	*1,67,159*	*1,58,905*	*1,53,233*
„ *Madras*	*3,727*	*4,436*	*4,967*	*4,861*	*4,312*	*6,19,188*	*6,59,530*	*7,00,171*	*6,51,121*	*6,50,076*
„ *Burma*	*1,717*	*1,897*	*2,283*	*2,814*	*3,088*	*1,93,167*	*2,13,667*	*1,93,991*	*2,34,272*	*2,43,701*
TOTAL	27,356	29,811	33,678	34,254	39,021	46,27,677	49,32,516	51,83,468	53,31,262	57,03,257
Boots and Shoes—										
All leather (III. A)—	Pairs	Pairs	Pairs	Pairs	Pairs					
United Kingdom (*including* Channel Islands)	107,156	101,303	111,069	110,324	91,215	5,32,556	5,25,744	5,36,772	5,50,509	4,71,944
Ceylon (*excluding* Maldives)	1,033	2,881	445	304	902	1,903	9,326	780	835	1,497
Other British Possessions	3,729	3,462	2,826	3,189	6,057	6,101	6,710	4,306	5,197	6,079
TOTAL BRITISH EMPIRE	111,918	107,646	114,340	113,817	98,174	5,40,560	5,41,780	5,41,858	5,56,541	4,79,520
Germany	21,618	22,677	8,278	4,570	3,441	78,171	85,178	19,882	20,746	16,728
Belgium	1,899	86	115	215	80	7,115	880	367	2,062	320
France	851	243	509	419	408	6,587	1,884	5,754	4,295	2,970
Switzerland	755	61	360	456	1,538	7,676	528	2,769	4,214	13,353
Italy (*including* Fiume)	172,051	51,354	4,394	218	69	4,64,373	1,46,892	14,039	1,484	198
Austria	2,245	454	2,189	1,779	135	20,567	1,815	15,767	12,731	1,079
Czechoslovakia	96,864	140,861	212,207	233,992	235,572	2,81,430	4,04,383	5,88,692	6,00,190	6,30,857
Iraq	134	3,528	185	293	4	206	6,298	172	258	7
Japan	14,316	21,264	12,645	12,398	18,201	10,891	24,168	17,784	15,716	9,672
Other Foreign Countries	1,749	857	1,451	1,592	2,872	4,498	1,979	3,278	4,320	4,704
TOTAL FOREIGN COUNTRIES	312,992	241,290	237,333	255,932	257,270	8,81,509	6,78,871	6,68,404	6,66,016	6,79,886

No. 10—*continued*

ARTICLES, AND COUNTRIES OF CONSIGNMENT; ALSO SHARE OF EACH PROVINCE	QUANTITY					VALUE				
	1932-33	1933-34	1934-35	1935-36	1936-37	1932-33	1933-34	1934-35	1935-36	1936-37
Boots and Shoes—*continued.*						R	R	R	R	R
***All leather (III. A)*—contd.**										
Share of Bengal	*254,658*	*193,101*	*161,101*	*177,324*	*176,042*	*7,35,484*	*5,32,210*	*4,55,190*	*4,89,936*	*4,79,664*
" *Bombay*	*106,761*	*94,208*	*121,169*	*119,705*	*98,787*	*3,33,861*	*3,35,463*	*4,15,125*	*3,99,333*	*3,58,097*
" *Sind*	*11,268*	*15,294*	*16,664*	*22,908*	*21,361*	*53,004*	*69,419*	*74,383*	*87,152*	*79,392*
" *Madras*	*6,283*	*9,513*	*10,125*	*4,528*	*7,314*	*21,180*	*33,977*	*36,428*	*16,790*	*23,361*
" *Burma*	*47,036*	*36,325*	*42,614*	*45,390*	*52,940*	*2,38,540*	*1,39,573*	*2,14,143*	*2,28,346*	*2,18,654*
TOTAL	424,910	349,036	351,673	369,749	355,444	14,22,069	12,15,651	12,05,262	12,22,557	11,59,408
***Rubber soled*—**										
With canvas uppers (III. A)—	Pairs	Pairs	Pairs	Pairs	Pairs					
United Kingdom (*including* Channel Islands)	9,211	10,791	15,768	11,180	9,790	14,859	14,189	32,210	21,414	19,463
Straits Settlements	46,124	38,272	17	283	1,298	25,964	16,248	14	141	660
Other British Possessions	3,768	3,310	1,217	1,423	762	3,791	2,918	2,439	967	714
TOTAL BRITISH EMPIRE	59,103	52,373	17,022	12,886	11,850	44,614	33,355	34,663	22,522	20,837
Germany	68,613	20,820	1,684	211	1,372	30,625	9,045	2,564	477	2,448
Italy (*including* Fiume)	69,262	8,121	196	120	..	30,798	3,183	296	195	..
Czechoslovakia	137,014	22,801	44,254	70,664	56,814	79,195	26,872	54,441	85,527	83,129
Japan	6,076,585	5,815,679	2,740,629	1,963,232	1,059,868	28,03,949	28,27,085	15,24,808	11,49,936	6,21,939
China (*excluding* of Hong-kong and Macão)	44	298	176,956	543	230	50	115	89,952	746	122
United States of America—										
Vid Atlantic Coast	1,491	864	945	1,767	795	6,297	2,470	3,438	5,821	1,926
Other Foreign Countries	2,171	6	49	108	4,755	2,355	11	25	139	1,991
TOTAL FOREIGN COUNTRIES	6,355,180	5,868,589	2,962,713	2,036,640	1,123,829	29,85,269	28,73,766	16,75,514	12,42,841	7,11,555
Share of Bengal	*3,221,293*	*3,487,184*	*1,593,392*	*1,053,092*	*379,426*	*14,66,007*	*16,33,373*	*3,84,814*	*6,13,352*	*2,44,497*
" *Bombay*	*1,235,475*	*819,116*	*88,230*	*64,675*	*45,243*	*5,56,950*	*3,51,394*	*66,869*	*73,959*	*50,247*
" *Sind*	*255,683*	*946,783*	*129,335*	*85,730*	*47,308*	*1,17,739*	*1,09,197*	*65,637*	*35,216*	*31,176*
" *Madras*	*140,200*	*166,116*	*56,174*	*33,227*	*5,685*	*65,249*	*78,999*	*26,448*	*24,636*	*5,532*
" *Burma*	*1,511,533*	*1,901,763*	*1,113,554*	*843,813*	*653,017*	*8,23,038*	*6,34,153*	*6,56,409*	*5,18,820*	*4,00,949*
TOTAL	6,414,283	5,920,962	2,979,735	2,049,526	1,135,679	30,29,383	29,07,121	17,10,177	12,65,363	7,32,392
With uppers of leather or other materials (III. A)—	Pairs	Pairs	Pairs	Pairs	Pairs					
United Kingdom (*including* Channel Islands)	689	1,067	696	1,117	4,139	2,974	1,874	1,711	3,660	6,475
Other British Possessions	196	192	50	85	108	193	138	28	35	55
TOTAL BRITISH EMPIRE	885	1,259	746	1,202	4,297	3,167	2,012	1,739	3,695	6,530
Czechoslovakia	..	..	340	16,814	15,125	..	..	374	40,359	35,355
Japan	35,054	102,481	155,649	5,417	3,490	23,723	75,745	88,266	5,499	3,033
Other Foreign Countries	6	52	238	154	380	8	161	1,213	328	514
TOTAL FOREIGN COUNTRIES	35,060	102,493	156,227	22,385	18,995	23,731	75,906	89,853	46,186	38,902
Share of Bengal	*6,353*	*74,826*	*148,090*	*17,347*	*17,367*	*7,054*	*55,945*	*83,270*	*38,558*	*39,228*
" *Bombay*	*22,580*	*18,356*	*2,448*	*4,722*	*2,329*	*15,658*	*11,074*	*2,298*	*7,933*	*2,917*
" *Sind*	*585*	*1,188*	*143*	..	..	*1,390*	*1,345*	*468*	..	..
" *Madras*	*1,197*	*60*	*746*	*97*	*2,678*	*764*	*98*	*1,703*	*372*	*1,890*
" *Burma*	*4,331*	*9,812*	*5,647*	*1,491*	*1,118*	*2,032*	*9,532*	*3,913*	*3,718*	*1,391*
TOTAL	35,945	103,742	156,978	23,587	23,202	26,898	77,918	91,592	49,881	45,432

No. 10—*continued*

ARTICLES, AND COUNTRIES OF CONSIGNMENT; ALSO SHARE OF EACH PROVINCE	QUANTITY					VALUE				
	1932-33	1933-34	1934-35	1935-36	1936-37	1932-33	1933-34	1934-35	1935-36	1936-37
Boots and Shoes—*continued*	Pairs	Pairs	Pairs	Pairs	Pairs	R	R	R	R	R
All Rubber (III. A)—										
United Kingdom (*including* Channel Islands)	76,133	2,746	5,492	5,419	3,232	38,235	5,491	10,136	8,131	6,360
Other British Possessions	577	1,116	230	278	123	643	1,407	156	217	255
TOTAL BRITISH EMPIRE	76,710	3,862	5,722	5,697	3,355	38,878	6,898	10,292	8,348	6,615
Czechoslovakia	2,960	55	734	4,892	2,295	3,664	72	1,179	6,057	4,731
Japan	732,060	641,860	624,992	368,237	103,228	3,04,640	2,98,537	2,91,945	1,72,069	53,237
Other Foreign Countries	1,379	8,675	4,475	10,109	304	1,338	3,758	3,139	5,422	400
TOTAL FOREIGN COUNTRIES	736,399	650,590	630,201	378,229	105,827	3,09,642	3,00,367	2,96,263	1,83,548	58,368
Share of Bengal	*581,154*	*603,951*	*595,490*	*316,662*	*81,683*	*2,52,932*	*2,81,056*	*2,88,096*	*1,61,910*	*42,982*
„ Bombay	*116,239*	*24,216*	*11,913*	*6,593*	*10,034*	*49,046*	*11,752*	*3,394*	*7,024*	*10,665*
„ Sind	*3,821*	*372*	*6,671*	*32,675*	*9,715*	*1,375*	*187*	*2,999*	*13,399*	*6,931*
„ Madras	*17,858*	*15,116*	*7,289*	*1,237*	*436*	*7,346*	*3,638*	*4,891*	*503*	*386*
„ Burma	*94,428*	*10,795*	*14,569*	*24,559*	*3,214*	*37,321*	*5,582*	*7,476*	*14,058*	*5,650*
TOTAL	813,109	654,452	635,928	383,926	110,182	3,48,520	3,07,265	3,06,555	1,91,896	64,982
Of other materials (III. A)—	Pairs	Pairs	Pairs	Pairs	Pairs					
United Kingdom (*including* Channel Islands)	13,665	13,631	13,130	14,384	11,721	32,705	32,368	29,085	29,438	24,335
Other British Possessions	7,297	5,835	4,038	4,698	2,290	4,377	2,851	2,396	2,540	728
TOTAL BRITISH EMPIRE	20,962	18,466	16,168	19,082	14,011	37,082	35,219	32,231	41,978	25,063
Italy (*including* Fiume)	101,821	11,889	888	80	..	1,85,297	17,848	779	127	..
Czechoslovakia	32,124	213,277	26,636	24,272	25,611	99,868	1,63,189	66,466	66,020	64,008
Japan	33,745	33,417	35,756	32,394	25,822	13,479	17,498	57,147	27,934	24,023
Other Foreign Countries	4,621	3,555	3,226	3,576	2,598	13,948	9,022	6,814	10,525	3,999
TOTAL FOREIGN COUNTRIES	172,311	266,588	115,996	60,322	54,031	3,12,592	2,07,507	1,31,206	1,06,606	92,030
Share of Bengal	*123,793*	*222,710*	*89,843*	*35,851*	*28,507*	*2,03,964*	*1,61,954*	*53,993*	*53,993*	*46,988*
„ Bombay	*33,199*	*21,971*	*23,876*	*19,716*	*23,630*	*1,03,393*	*43,933*	*43,740*	*39,337*	*37,377*
„ Sind	*3,579*	*14,347*	*5,163*	*2,430*	*1,223*	*9,269*	*9,579*	*3,557*	*2,268*	*856*
„ Madras	*4,279*	*13,241*	*42,291*	*6,583*	*5,339*	*5,751*	*13,256*	*24,340*	*4,735*	*3,508*
„ Burma	*23,432*	*13,735*	*13,339*	*14,334*	*6,193*	*17,354*	*9,004*	*29,157*	*29,646*	*3,766*
TOTAL	193,273	285,054	132,164	79,404	68,042	3,49,674	2,42,726	1,68,587	1,48,584	1,17,093
Total of Boots and Shoes—	Pairs	Pairs	Pairs	Pairs	Pairs					
United Kingdom (*including* Channel Islands)	206,854	128,538	145,175	142,424	120,147	6,21,329	5,79,666	6,10,814	6,28,152	5,28,577
Ceylon (*including* Maldives)	1,048	3,571	722	397	912	1,916	10,378	1,129	1,011	1,508
Straits Settlements	51,857	43,062	3,118	4,475	3,523	82,085	22,516	3,566	5,069	2,545
Hongkong	9,201	5,958	3,607	4,212	5,065	18,395	3,610	2,349	2,599	3,509
Other British Possessions	618	2,477	1,376	1,176	2,040	576	3,094	3,075	1,253	2,426
TOTAL BRITISH EMPIRE	269,578	183,606	153,998	152,684	131,687	6,64,301	6,19,264	6,20,932	6,38,084	5,38,565

No. 10—*continued*

ARTICLES, AND COUNTRIES OF CONSIGNMENT; ALSO SHARE OF EACH PROVINCE	QUANTITY					VALUE				
	1932-33	1933-34	1934-35	1935-36	1936-37	1932-33	1933-34	1934-35	1935-36	1936-37
Boots and Shoes—*concluded*						R	R	R	R	R
Total of Boots and Shoes—contd.	Pairs	Pairs	Pairs	Pairs	Pairs					
Germany	93,085	45,858	6,559	6,711	5,660	1,14,250	99,245	26,008	25,104	20,387
Belgium	2,173	510	241	547	30	8,845	2,709	807	4,167	320
France	1,487	261	932	471	588	9,962	1,955	6,239	4,595	4,469
Switzerland	1,069	335	626	786	1,538	10,624	2,408	4,528	7,040	13,358
Italy (*including* Fiume)	344,172	71,296	6,788	419	111	7,10,495	1,78,241	16,526	1,807	242
Austria	2,327	454	2,249	1,984	153	21,161	1,815	15,820	13,096	1,094
Czechoslovakia	268,462	376,994	284,161	350,024	336,417	4,64,157	5,94,472	7,05,152	8,00,158	8,18,080
Iraq	283	10,797	211	333	4,758	359	8,039	198	285	1,997
Japan	6,891,760	6,619,651	3,619,671	2,376,678	1,205,604	31,56,682	32,41,038	19,79,895	13,71,154	7,11,904
China (*exclusive* of Hong-kong and Macao)	2,345	1,947	176,881	3,356	4,393	2,772	1,717	91,642	3,372	4,440
United States of America—										
Vid Atlantic Coast	1,674	960	1,785	2,328	1,638	10,047	8,173	7,000	8,455	4,390
„ Pacific „	11	7	9	9	2	48	16	42	35	1
Other Foreign Countries	3,094	570	2,357	2,212	60	3,841	994	1,383	5,934	66
TOTAL FOREIGN COUNTRIES	7,611,942	7,129,640	4,102,470	2,753,508	1,560,952	45,12,743	41,31,417	28,56,240	22,45,197	15,80,743
Share of Bengal	*4,187,149*	*4,881,778*	*2,528,918*	*1,603,176*	*679,925*	*26,70,441*	*27,64,556*	*17,08,267*	*13,52,654*	*8,51,769*
„ *Bombay*	*1,567,835*	*977,362*	*352,684*	*215,711*	*185,123*	*11,13,338*	*7,53,616*	*5,37,424*	*5,40,966*	*4,79,203*
„ *Sind*	*273,933*	*278,586*	*157,980*	*113,723*	*79,707*	*1,82,760*	*1,89,737*	*1,46,284*	*1,43,065*	*1,18,353*
„ *Madras*	*169,841*	*204,046*	*123,325*	*45,666*	*21,402*	*1,00,330*	*1,29,948*	*1,14,005*	*47,111*	*34,582*
„ *Burma*	*1,683,762*	*1,270,980*	*1,193,664*	*928,916*	*726,482*	*11,09,685*	*8,97,834*	*9,11,098*	*7,94,485*	*6,35,401*
TOTAL	7,881,520	7,313,246	4,356,468	2,906,192	1,692,639	51,77,044	47,50,681	34,77,173	28,78,281	21,19,308
Bristles and fibre for brushes and brooms (II. 8)—	Cwts.	Cwts.	Cwts.	Cwts.	Cwts.					
United Kingdom (*including* Channel Islands)	177	13	96	31	41	9,106	2,013	6,824	5,047	5,736
Other British Possessions	68	106	80	168	266	1,181	779	947	1,566	2,447
TOTAL BRITISH EMPIRE	245	119	176	199	307	10,287	3,692	7,771	6,613	8,183
TOTAL FOREIGN COUNTRIES	71	49	98	62	51	3,316	3,074	5,158	5,325	4,666
Share of Bengal	*196*	*104*	*191*	*120*	*217*	*7,377*	*3,469*	*7,625*	*4,933*	*7,531*
„ *Bombay*	*99*	*43*	*68*	*133*	*114*	*4,947*	*2,461*	*4,720*	*6,610*	*5,065*
„ *Sind*	*21*	*21*	*15*	*9*	*9*	*779*	*336*	*584*	*395*	*64*
„ *Madras*	..	..	..	..	*18*	..	..	..	..	*183*
TOTAL	316	168	274	261	358	13,603	6,766	12,929	11,938	12,849
Brushes and Brooms—										
Brushes—										
Paint and varnish brushes (III. U)—	Dozens	Dozens	Dozens	Dozens	Dozens					
United Kingdom (*including* Channel Islands)	25,554	23,753	28,021	38,307	29,744	1,24,163	1,21,478	1,67,965	2,07,228	1,62,345
Other British Possessions	64	1	5	35	8	151	4	48	400	17
TOTAL BRITISH EMPIRE	25,618	23,754	28,026	38,342	29,752	1,24,314	1,21,482	1,68,013	2,07,628	1,62,362

No. 10—*continued*

ARTICLES, AND COUNTRIES OF CONSIGNMENT; ALSO SHARE OF EACH PROVINCE	QUANTITY					VALUE				
	1932-33	1933-34	1934-35	1935-36	1936-37	1932-33	1933-34	1934-35	1935-36	1936-37
						R	R	R	R	R
Brushes and Brooms—*continued*										
Brushes—continued										
Paint and varnish brushes (III. U)—*continued*	Dozens	Dozens	Dozens	Dozens	Dozens					
Germany	52,593	39,192	28,357	64,772	36,929	83,984	66,870	69,249	95,218	57,559
Austria	4,042	5,405	1,844	1,217	..	4,559	6,786	2,949	2,811	..
Japan	13,535	10,431	2,808	20,601	10,781	1,603	1,876	1,553	5,137	2,463
Other Foreign Countries	1,201	1,590	3,773	1,428	10	2,514	2,040	2,238	542	39
TOTAL FOREIGN COUNTRIES	71,371	56,618	46,782	88,018	47,720	92,659	77,572	76,089	1,03,908	60,061
Share of Bengal	*24,973*	*19,361*	*15,926*	*18,848*	*13,201*	*59,987*	*62,110*	*56,760*	*74,298*	*48,503*
" *Bombay*	*23,547*	*20,433*	*23,240*	*64,734*	*28,939*	*61,091*	*69,737*	*57,927*	*1,31,617*	*1,04,228*
" *Sind*	*21,256*	*22,720*	*17,936*	*21,717*	*12,051*	*53,763*	*64,667*	*64,374*	*55,442*	*23,704*
" *Madras*	*16,778*	*13,037*	*13,821*	*13,958*	*9,437*	*53,126*	*37,491*	*35,253*	*55,715*	*23,335*
" *Burma*	*5,449*	*5,771*	*3,385*	*6,103*	*3,214*	*11,977*	*14,359*	*11,639*	*13,857*	*13,704*
TOTAL	96,989	80,372	74,808	126,350	77,472	2,16,978	1,99,054	2,44,102	3,10,931	2,22,423
Toilet brushes (III. U)—	Dozens	Dozens	Dozens	Dozens	Dozens					
United Kingdom (*including* Channel Islands)	22,507	26,682	56,928	62,826	79,816	1,12,956	1,42,567	2,40,977	2,78,253	2,15,842
Hongkong	..	..	..	5,201	12,501	..	..	..	4,344	6,324
Other British Possessions	8,562	3,186	12,370	430	324	5,251	2,353	5,857	1,319	663
TOTAL BRITISH EMPIRE	31,069	29,868	69,308	68,457	92,641	1,18,207	1,44,920	2,46,834	2,84,916	3,22,829
Germany	96,574	56,054	56,492	72,612	43,970	2,03,694	1,19,859	98,748	1,17,272	58,906
Japan	267,888	112,255	229,069	231,177	200,343	1,21,386	57,538	1,05,714	1,08,315	86,446
United States of America—										
Vid Atlantic Coast	32,984	20,905	26,415	14,435	20,762	2,51,158	1,16,183	1,53,656	96,228	1,27,096
" Pacific "	..	..	..	..	..	..	..	..	5	..
Other Foreign Countries	3,647	1,794	806	2,255	769	9,017	4,598	1,822	3,174	3,206
TOTAL FOREIGN COUNTRIES	402,093	191,008	312,796	320,480	265,844	5,90,255	2,98,128	3,49,950	3,24,994	2,76,554
Share of Bengal	*137,687*	*82,956*	*195,795*	*103,617*	*148,868*	*2,36,532*	*1,11,507*	*1,91,302*	*1,30,508*	*1,56,349*
" *Bombay*	*129,781*	*70,909*	*83,911*	*149,153*	*98,282*	*2,44,641*	*1,76,656*	*2,05,255*	*2,72,617*	*2,23,054*
" *Sind*	*45,966*	*18,883*	*29,257*	*42,319*	*34,692*	*1,09,968*	*69,746*	*92,349*	*98,338*	*99,393*
" *Madras*	*18,313*	*10,504*	*16,744*	*16,973*	*16,697*	*66,110*	*40,630*	*56,434*	*54,365*	*53,903*
" *Burma*	*61,575*	*37,625*	*46,417*	*73,846*	*60,015*	*61,226*	*44,510*	*51,444*	*54,033*	*66,630*
TOTAL	433,162	220,876	382,104	388,937	358,485	7,08,462	4,43,046	5,96,784	6,09,910	5,99,383
Other brushes (III. U)—	Dozens	Dozens	Dozens	Dozens	Dozens					
United Kingdom (*including* Channel Islands)	29,189	44,141	51,176	50,174	52,782	1,54,796	2,08,149	2,57,129	2,45,282	2,55,605
Other British Possessions	5,032	1,096	1,100	2,012	3,273	2,476	1,499	926	835	1,220
TOTAL BRITISH EMPIRE	34,221	45,237	52,276	52,186	56,055	1,57,272	2,09,648	2,58,055	2,46,117	2,56,825
Germany	42,631	56,227	47,163	37,747	47,995	62,807	92,650	78,289	62,667	72,389
Austria	6,155	3,764	4,329	2,902	142	5,598	2,998	4,576	1,652	892
Hungary	100	1,066	115	200	..	668	5,101	596	1,091	..
Japan	99,395	107,635	176,100	149,619	155,423	75,661	92,305	1,22,309	96,892	99,875
United States of America—										
Vid Atlantic Coast	2,294	5,389	9,045	4,810	14,614	17,809	39,968	62,590	33,797	50,082
" Pacific "	1	..	1	5	2	11	..	23	60	1
Other Foreign Countries	3,716	4,628	2,461	2,934	1,794	8,489	12,386	6,368	4,771	8,884
TOTAL FOREIGN COUNTRIES	154,292	178,658	239,214	197,717	219,970	1,71,043	2,45,405	3,76,746	2,00,400	2,33,173

No. 10—*continued*

ARTICLES, AND COUNTRIES OF CONSIGNMENT; ALSO SHARE OF EACH PROVINCE	QUANTITY					VALUE				
	1932-33	1933-34	1934-35	1935-36	1936-37	1932-33	1933-34	1934-35	1935-36	1936-37
Brushes and Brooms—*concluded*										
***Brushes*—concluded**						R	R	R	R	R
Other brushes (III. U)—*continued.*	Dozens	Dozens	Dozens	Dozens	Dozens					
Share of Bengal	*30,127*	*38,849*	*79,393*	*33,966*	*91,934*	*60,456*	*94,686*	*1,67,011*	*1,65,750*	*1,96,308*
„ *Bombay*	*130,921*	*138,679*	*172,055*	*107,874*	*106,066*	*1,97,891*	*2,51,220*	*2,77,010*	*1,77,427*	*1,54,958*
„ *Sind*	*10,884*	*13,453*	*13,348*	*32,075*	*40,598*	*22,814*	*36,180*	*32,542*	*46,891*	*64,646*
„ *Madras*	*11,410*	*19,463*	*16,277*	*13,473*	*17,192*	*24,067*	*50,139*	*42,866*	*35,831*	*43,720*
„ *Burma*	*15,171*	*15,446*	*10,322*	*14,010*	*20,185*	*25,087*	*22,888*	*23,673*	*20,918*	*30,467*
TOTAL	198,513	223,890	291,490	249,908	276,025	3,28,315	4,55,053	5,32,801	4,46,517	4,89,998
***Brooms* (*III. U*)—**	Dozens	Dozens	Dozens	Dozens	Dozens					
United Kingdom (*including* Channel Islands)	960	1,011	4,752	1,061	1,035	10,509	9,325	14,110	12,061	13,566
Straits Settlements	53,284	48,606	54,442	61,966	60,691	14,369	14,488	14,003	14,015	11,033
Other British Possessions	1,329	1,882	1,581	3,067	1,864	2,763	3,625	3,346	3,577	2,779
TOTAL BRITISH EMPIRE	55,573	51,499	60,775	66,094	63,090	27,641	27,384	31,459	29,653	27,378
TOTAL FOREIGN COUNTRIES	289	2,082	685	1,508	3,255	1,499	1,560	1,278	871	3,634
Share of Bengal	*371*	*447*	*642*	*500*	*469*	*3,182*	*3,295*	*5,333*	*6,257*	*6,081*
„ *Bombay*	*128*	*105*	*173*	*238*	*116*	*980*	*890*	*1,729*	*980*	*907*
„ *Sind*	*178*	*160*	*88*	*9*	*430*	*1,867*	*817*	*942*	*170*	*3,125*
„ *Madras*	*554*	*425*	*3,805*	*375*	*321*	*2,254*	*1,746*	*2,985*	*2,159*	*2,589*
„ *Burma*	*54,566*	*52,444*	*56,758*	*66,480*	*65,009*	*20,857*	*22,266*	*21,242*	*20,958*	*18,310*
TOTAL	55,812	53,581	61,460	67,602	66,345	29,140	28,944	32,737	30,524	31,012
***Total of Brushes and Brooms*—**	Dozens	Dozens	Dozens	Dozens	Dozens					
United Kingdom (*including* Channel Islands)	78,210	95,587	140,887	152,368	163,377	4,02,414	4,61,520	6,80,181	7,48,774	7,47,358
Straits Settlements	58,096	49,212	55,606	63,139	63,103	16,779	14,773	14,702	14,792	11,874
Hongkong	9,677	4,977	13,366	9,022	14,601	7,303	5,980	7,785	7,692	8,765
Other British Possessions	448	582	514	550	457	988	1,211	1,703	2,056	1,397
TOTAL BRITISH EMPIRE	146,431	150,358	210,373	225,079	241,538	4,27,484	5,03,484	7,04,321	7,68,314	7,69,394
Germany	201,909	151,505	142,086	175,133	129,246	3,56,585	2,79,616	2,36,872	2,75,260	1,90,966
France	189	603	81	101	453	851	5,270	487	817	2,535
Italy (*including* Fiume)	2,968	4,366	3,119	1,164	26	6,462	5,075	4,126	912	80
Austria	10,714	9,635	6,405	4,864	284	11,373	11,081	7,906	5,215	632
Hungary	180	1,056	115	200	..	912	5,101	596	1,091	..
Czechoslovakia	1,992	1,237	1,587	2,186	377	7,279	3,928	1,274	1,766	543
Japan	330,846	280,391	407,995	401,416	366,572	1,98,779	1,51,838	2,20,599	2,09,896	1,88,857
United States of America—*Via* Atlantic Coast	26,402	26,292	35,462	19,808	35,407	2,69,277	1,56,253	2,16,387	1,80,200	1,84,839
„ Pacific	1	..	8	5	2	11	..	89	35	1
Other Foreign Countries	3,863	3,265	3,635	3,397	4,422	3,927	4,508	4,767	4,376	4,969
TOTAL FOREIGN COUNTRIES	578,045	428,351	599,489	607,723	536,789	8,55,456	6,22,665	7,02,103	6,29,568	5,78,422
Share of Bengal	*243,158*	*141,619*	*291,656*	*230,032*	*254,532*	*3,59,247*	*2,71,528*	*4,49,911*	*3,76,805*	*4,07,140*
„ *Bombay*	*279,317*	*230,126*	*279,578*	*391,529*	*243,403*	*5,04,513*	*4,76,493*	*5,41,021*	*5,82,641*	*4,83,147*
„ *Sind*	*78,279*	*55,216*	*60,604*	*96,180*	*87,732*	*1,37,426*	*1,51,359*	*1,70,308*	*1,80,541*	*1,89,672*
„ *Madras*	*46,950*	*42,479*	*50,647*	*43,783*	*43,647*	*1,14,587*	*1,20,196*	*1,37,537*	*1,48,070*	*1,33,496*
„ *Burma*	*126,772*	*109,386*	*127,677*	*160,439*	*149,093*	*1,17,141*	*1,04,523*	*1,07,747*	*1,09,825*	*1,29,161*
TOTAL	774,476	578,719	809,862	832,802	778,327	12,32,890	11,26,069	14,06,424	13,97,882	13,42,816

No. 10—*continued*

ARTICLES, AND COUNTRIES OF CONSIGNMENT; ALSO SHARE OF EACH PROVINCE	QUANTITY					VALUE				
	1932-33	1933-34	1934-35	1935-36	1936-37	1932-33	1933-34	1934-35	1935-36	1936-37
						R	R	R	R	R
Building and Engineering materials, other than of iron, steel or wood—										
Asphalt (II. B)—	Tons	Tons	Tons	Tons	Tons					
United Kingdom (*including* Channel Islands)	848	1,908	2,241	2,412	1,249	1,01,558	1,84,605	1,94,728	2,11,465	1,19,559
Canada—*Vid* Atlantic Coast	..	25	..	..	..	..	5,383	..	..	..
British West India Islands (*excluding* Bahamas)	130	..	..	..	..	11,952	..	..	..	..
Other British Possessions	..	141	32	2	1	8	9,259	2,649	145	19
TOTAL BRITISH EMPIRE	978	2,074	2,273	2,414	1,250	1,13,513	1,99,247	1,97,372	2,11,610	1,19,578
Germany	921	85	480	5	67	66,105	7,851	21,166	1,009	4,054
Netherlands	1,300	2	112	17	3	93,523	168	9,630	2,554	460
Portugal (*including* Azores and Madeira)	132	..	..	..	..	13,245	..	..	..	..
Japan	..	11	62	80	267	..	748	5,250	6,613	17,531
Egypt	9,231	12,475	7,088	9,276	7,174	5,72,127	7,44,237	3,94,236	5,11,513	4,20,321
United States of America—										
Vid Atlantic Coast	6,813	7,188	4,400	6,044	12,207	5,77,988	4,17,774	2,97,624	3,87,519	7,37,113
„ Pacific „	3,697	7,954	2,171	9,092	7,238	3,36,827	5,14,010	1,82,428	5,78,242	4,83,662
Mexico	15,357	5,966	11,822	13,141	11,175	9,30,636	3,17,668	5,24,416	5,80,221	6,00,639
Other Foreign Countries	7	19	..	38	21	831	4,962	99	2,048	1,488
TOTAL FOREIGN COUNTRIES	37,458	33,700	26,080	37,691	38,152	25,91,292	20,07,408	14,84,849	20,69,719	22,66,168
Share of Bengal	*14,382*	*10,316*	*8,674*	*15,668*	*12,897*	*10,48,945*	*7,42,627*	*5,84,351*	*8,87,323*	*7,88,435*
„ *Bombay*	*12,152*	*8,876*	*8,090*	*11,614*	*11,551*	*8,41,196*	*5,21,510*	*4,34,985*	*6,20,695*	*6,92,424*
„ *Sind*	*5,315*	*7,411*	*6,301*	*6,675*	*6,420*	*3,47,287*	*4,05,990*	*2,96,785*	*2,99,354*	*3,80,644*
„ *Madras*	*2,787*	*4,624*	*2,418*	*2,910*	*6,094*	*2,02,942*	*2,61,095*	*1,38,492*	*1,84,560*	*2,60,569*
„ *Burma*	*3,830*	*4,548*	*2,870*	*4,849*	*4,440*	*3,64,434*	*2,75,452*	*1,77,508*	*2,89,497*	*2,63,694*
TOTAL	38,456	35,774	28,353	40,105	39,402	27,04,805	22,06,655	16,32,121	22,81,329	23,85,746
Bricks—										
Bricks (*other than* firebricks) (III. U)—	No.	No.	Nos	No.	No.					
United Kingdom (*including* Channel Islands)	24,956	22,745	2,079	472	8,980	18,336	5,652	7,219	498	937
Other British Possessions	..	2,350	312	3	..	..	166	37	1	..
TOTAL BRITISH EMPIRE	24,956	25,095	2,391	475	8,980	18,336	5,818	7,256	499	937
TOTAL FOREIGN COUNTRIES	8,006	3,762	93	5,426	78	1,283	1,755	152	1,789	79
Share of Bengal	*18,424*	*6,908*	*866*	*5,894*	*30*	*3,945*	*2,196*	*1,175*	*2,282*	*15*
„ *Bombay*	..	*4,066*	*521*	*4*	*6,000*	..	*1,774*	*1,404*	*8*	*434*
„ *Sind*	*400*	*19*	*187*	..	*2,330*	*221*	*37*	*4,785*	..	*345*
„ *Madras*	*9,682*	*9,360*	*910*	*9*	*650*	*1,442*	*1,605*	*104*	*1*	*153*
„ *Burma*	*14,456*	*5,521*	..	..	*48*	*14,011*	*1,971*	..	..	*64*
TOTAL	42,962	28,857	2,484	5,901	9,058	19,619	7,573	7,408	2,288	1,016

No. 10—*continued*

ARTICLES, AND COUNTRIES OF CONSIGNMENT; ALSO SHARE OF EACH PROVINCE	QUANTITY					VALUE				
	1932-33	1933-34	1934-35	1935-36	1936-37	1932-33	1933-34	1934-35	1935-36	1936-37
Building and Engineering materials *other than* of iron, steel or wood—*continued*						R	R	R	R	R
Bricks—*continued*										
***Firebricks (III, U)*—**	No.	No.	No.	No.	No.					
United Kingdom (*including* Channel Islands)	470,564	689,799	607,916	756,246	712,412	92,796	1,80,808	1,01,968	1,77,947	1,53,806
Other British Possessions	450	983	35	180	564	105	217	24	99	152
TOTAL BRITISH EMPIRE	471,014	690,782	607,951	756,426	712,976	92,901	1,80,525	1,01,997	1,78,046	1,53,958
Sweden	..	..	..	..	72,560	..	..	..	..	32,107
Denmark	..	3,064	..	..	80,000	..	1,179	..	..	11,615
Germany	12,684	2,874	6,265	5,056	29,533	2,715	7,999	3,511	6,297	11,991
Belgium	120	..	..	..	2,957	80	..	..	..	5,759
Italy (*including* Fiume)	..	..	..	..	6,502	..	..	..	..	6,973
Other Foreign Countries	424	250	1,345	11,559	14,861	69	139	995	1,608	3,803
TOTAL FOREIGN COUNTRIES	13,228	12,188	7,610	16,615	206,413	2,864	9,317	4,506	7,905	72,248
Share of Bengal	*21,785*	*16,940*	*5,426*	*6,024*	*40,320*	*5,534*	*5,831*	*2,251*	*3,912*	*22,072*
,, *Bombay*	*114,709*	*86,627*	*52,379*	*98,024*	*290,216*	*37,142*	*35,816*	*19,485*	*43,019*	*94,041*
,, *Sind*	*2,466*	*11,931*	*25,227*	*44,146*	*21,393*	*514*	*3,430*	*11,302*	*26,292*	*5,199*
,, *Madras*	*50,411*	*60,876*	*18,632*	*86,850*	*70,648*	*5,652*	*12,802*	*5,735*	*20,973*	*21,345*
,, *Burma*	*294,871*	*536,546*	*408,887*	*537,597*	*496,912*	*46,923*	*52,563*	*67,730*	*92,055*	*83,612*
TOTAL	484,242	702,920	615,561	773,041	919,389	95,765	1,20,842	1,06,503	1,85,951	2,26,205
***Cement*—**										
Portland (III, U)—	Tons	Tons	Tons	Tons	Tons					
United Kingdom (*including* Channel Islands)	33,257	21,086	45,315	45,735	36,818	15,87,469	12,97,165	17,01,696	16,51,566	13,37,428
Ceylon (*excluding* Maldives)	238	48	48	74	38	9,533	2,213	2,659	2,789	1,982
Straits Settlements	141	63	8	4	11	7,303	3,412	501	217	520
Other British Possessions	1	..	..	..	..	24	..	..	..	..
TOTAL BRITISH EMPIRE	33,632	21,147	45,371	45,813	36,867	16,04,329	13,02,790	17,04,856	16,54,572	13,39,930
Norway	372	64	5	..	..	14,940	2,500	195	..	..
Denmark	1,762	752	..	..	..	66,087	22,205	..	..	..
Germany	772	178	67	146	224	34,480	7,673	2,773	3,895	8,357
Netherlands	..	366	1	4	..	..	8,938	40	277	..
Belgium	226	10	91	36	78	10,605	1,507	4,184	2,313	5,454
Italy (*including* Fiume)	11	83	196	39	30	358	3,107	5,542	2,452	1,319
Yugo-Slavia (Kingdom of the Serbs, Croats and Slovenes)	4,703	3,045	2,364	558	2,545	1,44,938	1,02,265	60,178	13,642	52,128
Japan	38,772	27,378	17,819	9,236	7,931	8,00,699	5,58,331	3,68,640	1,88,446	1,61,470
United States of America—										
Mid Atlantic Coast	61	92	42	84	21	3,622	3,199	3,766	7,497	1,690
Other Foreign Countries	31	12	10	20	..	1,769	556	781	558	2
TOTAL FOREIGN COUNTRIES	46,710	32,884	20,595	10,123	10,829	10,82,448	7,15,481	4,46,099	2,19,080	2,30,420
Share of Bengal	*13,434*	*10,681*	*9,639*	*7,807*	*6,161*	*3,53,136*	*3,34,070*	*3,16,833*	*2,39,174*	*2,34,015*
,, *Bombay*	*19,074*	*6,941*	*10,086*	*10,936*	*8,345*	*2,95,009*	*2,01,487*	*3,19,169*	*3,58,076*	*2,84,696*
,, *Sind*	*3,726*	*6,424*	*2,138*	*334*	*730*	*69,157*	*1,24,102*	*43,214*	*8,783*	*11,685*
,, *Madras*	*29,286*	*23,659*	*26,001*	*21,019*	*19,935*	*19,80,346*	*8,35,698*	*3,53,251*	*6,55,018*	*5,78,640*
,, *Burma*	*21,822*	*16,336*	*18,042*	*15,790*	*12,095*	*7,59,629*	*5,23,014*	*6,18,503*	*6,11,701*	*4,71,314*
TOTAL	80,342	64,081	65,906	55,936	47,690	26,80,777	20,18,271	21,50,955	18,73,852	15,70,350

No. 10—*continued*

ARTICLES, AND COUNTRIES OF CONSIGNMENT; ALSO SHARE OF EACH PROVINCE	Quantity					Value				
	1932-33	1933-34	1934-35	1935-36	1936-37	1932-33	1933-34	1934-35	1935-36	1936-37
Building and Engineering materials, *other than* of iron, steel or wood—*continued*						R	R	R	R	R
***Cement*—continued**										
Other kinds (III. U)—	Tons	Tons	Tons	Tons	Tons					
United Kingdom (*including* Channel Islands)	1,031	1,032	615	1,707	1,610	1,18,747	1,18,145	1,34,140	2,11,856	2,06,588
Canada—										
Vid Atlantic Coast	10	28	20	48	26	2,572	6,821	9,220	11,250	5,700
Other British Possessions	26	..	1	4	2	1,594	152	159	728	186
TOTAL BRITISH EMPIRE	1,067	1,060	636	1,759	1,644	1,22,913	1,25,118	1,43,519	2,23,834	2,12,474
Germany	6	5	21	10	246	1,095	1,172	2,308	1,088	14,768
Netherlands	21	30	33	30	9	5,161	5,711	5,225	3,675	2,115
Belgium	19	86	70	263	348	1,810	3,331	7,156	18,668	19,859
France	169	113	27	8	1	11,843	7,428	1,764	608	177
Italy (*including* Fiume)	45	68	4	103	46	2,559	5,941	330	3,129	3,485
Japan	503	112	189	345	349	5,914	5,210	10,554	19,759	18,552
United States of America—										
Vid Atlantic Coast	454	407	378	369	251	47,867	36,791	51,289	42,269	31,196
„ Pacific „	--	1	--	1	29	--	334	107	492	6,036
Other Foreign Countries	4	2	..	1	4	304	534	177	437	349
TOTAL FOREIGN COUNTRIES	1,220	824	718	1,100	1,238	80,453	71,442	79,700	95,125	97,389
Share of Bengal	*1,124*	*866*	*270*	*293*	*426*	*57,691*	*64,299*	*56,433*	*61,703*	*72,878*
„ *Bombay*	*446*	*215*	*127*	*204*	*1,006*	*49,211*	*22,109*	*14,626*	*21,292*	*96,336*
„ *Sind*	*453*	*674*	*775*	*1,481*	*1,248*	*45,819*	*59,217*	*64,634*	*87,511*	*86,796*
„ *Madras*	*55*	*93*	*24*	*603*	*125*	*19,695*	*30,794*	*18,307*	*64,887*	*19,351*
„ *Burma*	*265*	*97*	*60*	*66*	*124*	*40,850*	*39,641*	*39,919*	*23,266*	*33,606*
TOTAL	2,287	1,884	1,255	2,859	2,927	2,03,266	1,96,560	2,23,319	3,18,959	3,09,813
***Total of Cement*—**										
United Kingdom (*including* Channel Islands)	Tons 34,288	Tons 32,068	Tons 45,930	Tons 47,442	Tons 38,434	17,06,216	14,15,810	18,35,836	18,63,422	15,44,016
Ceylon (*excluding* Maldives)	245	48	49	78	38	10,460	2,355	2,806	3,517	2,052
Straits Settlements	155	63	8	4	13	7,970	3,422	511	217	636
Canada—										
Vid Atlantic Coast	10	28	20	48	26	2,572	6,821	9,220	11,250	5,700
Other British Possessions	1	--	..	..	--	24	--	..	..	..
TOTAL BRITISH EMPIRE	34,699	32,207	46,007	47,572	38,511	17,27,242	14,27,908	18,48,475	18,78,406	15,52,404
Norway	372	64	5	..	--	14,940	2,500	195	..	--
Denmark	1,762	753	..	1	1	66,087	22,406	177	437	296
Germany	778	183	88	158	470	36,425	9,045	3 081	4,068	23,125
Netherlands	21	396	34	34	9	5,161	14,649	5,266	3,952	2,115
Belgium	245	105	161	299	425	12,415	9,838	11,340	20,981	25,818
France	169	113	27	8	1	11,845	7,428	1,764	608	177
Italy (*including* Fiume)	56	151	200	142	76	2,917	9,048	6,372	10,581	4,804
Yugo-Slavia (Kingdom of the Serbs, Croats and Slovenes)	4,703	3,946	2,364	558	2,545	1,44,938	1,02,556	60,178	13,642	52,128
Japan	30,274	27,485	18,008	9,581	8,280	8,09,613	5,63,541	5,79,494	2,08,205	1,80,322
United States of America—										
Vid Atlantic Coast	515	499	417	423	272	56,489	44,990	55,055	49,766	32,888
„ Pacific „	--	1	--	1	29	--	334	107	492	6,036
Other Foreign Countries	35	12	10	20	8	2.071	588	781	558	555
OTAL FOREIGN COUNTRIES	47,960	33,708	21,814	11,228	12,112	11,67,901	7,86,928	5,26,799	3,14,205	3,27,759
Share of Bengal	*14,548*	*11,486*	*9,909*	*8,105*	*6,587*	*4,16,727*	*3,98,369*	*4,03,256*	*3,00,877*	*2,96,690*
„ *Bombay*	*12,519*	*7,158*	*10,213*	*11,740*	*9,852*	*3,25,330*	*2,23,596*	*2,33,185*	*2,40,068*	*3,81,582*
„ *Sind*	*4,384*	*7,408*	*2,913*	*1,472*	*1,976*	*1,14,676*	*1,43,419*	*1,07,843*	*96,094*	*98,481*
„ *Madras*	*29,341*	*23,732*	*26,145*	*21,822*	*20,060*	*12,29,541*	*8,56,392*	*8,71,558*	*7,20,505*	*5,98,401*
„ *Burma*	*22,037*	*16,433*	*18,141*	*15,856*	*12,149*	*7,99,879*	*5,53,055*	*6,58,427*	*6,35,067*	*5,04,919*
TOTAL	82,629	65,915	67,321	58,795	50,623	28,90,143	22,14,831	2 3,74,274	21,92,611	18,80,103

No. 10—*continued*

ARTICLES, AND COUNTRIES OF CONSIGNMENT; ALSO SHARE OF EACH PROVINCE	QUANTITY					VALUE				
	1932-33	1933-34	1934-35	1935-36	1936-37	1932-33	1933-34	1934-35	1935-36	1936-37
Building and Engineering materials, *other than* of iron, steel or wood—*continued*						R	R	R	R	R
***Chalk and lime*, excluding *French chalk* (*III. U*)—**	Cwts.	Cwts.	Cwts.	Cwts.	Cwts.					
United Kingdom (*including* Channel Islands)	28,021	33,847	52,085	58,470	68,133	50,283	70,854	1,06,141	1,16,156	1,38,345
Other British Possessions	31	24	..	24	12	151	77	..	119	73
TOTAL BRITISH EMPIRE	28,052	33,871	52,085	58,494	68,145	50,434	70,931	1,06,141	1,16,275	1,38,418
Germany	640	2,514	1,110	3,950	2,076	1,366	3,916	5,765	10,490	3,870
Netherlands	..	..	..	..	2,099	..	..	..	..	5,213
Belgium	920	15,071	31,894	35,853	33,023	2,387	25,506	53,250	57,645	52,113
Japan	25	2,706	5,817	9,091	35,861	223	9,497	17,069	18,645	66,940
Other Foreign Countries	289	1,162	1,210	1,012	797	1,481	2,570	2,872	1,799	1,785
TOTAL FOREIGN COUNTRIES	1,874	21,453	40,031	49,906	75,756	5,457	46,489	79,076	88,570	1,29,921
Share of Bengal	*25,402*	*33,409*	*48,585*	*64,671*	*1,00,644*	*36,565*	*57,738*	*96,622*	*1,19,558*	*1,78,390*
" *Bombay*	*1,045*	*10,874*	*23,327*	*25,303*	*21,302*	*3,659*	*21,479*	*43,241*	*44,751*	*38,385*
" *Sind*	*28*	*6,203*	*12,905*	*11,581*	*10,068*	*445*	*13,764*	*21,315*	*19,104*	*16,617*
" *Madras*	*324*	*1,763*	*2,781*	*2,955*	*4,598*	*1,441*	*6,207*	*8,431*	*8,568*	*14,869*
" *Burma*	*4,197*	*6,075*	*5,318*	*3,335*	*7,239*	*13,782*	*13,249*	*16,608*	*12,869*	*20,308*
TOTAL	30,826	55,324	92,116	108,400	1,48,901	55,891	1,17,420	1,85,217	2,04,845	2,68,339
***Clay* (*III. U*)—**	Cwts.	Cwts.	Cwts.	Cwts.	Cwts.					
United Kingdom (*including* Channel Islands)	13,147	13,429	13,294	11,823	15,252	31,902	32,592	33,277	31,159	42,151
Canada—										
Via Atlantic Coast	..	..	..	456	1,574	..	..	..	5,017	18,100
Other British Possessions	22	..	121	13	77	107	13	270	39	314
TOTAL BRITISH EMPIRE	13,169	13,429	13,415	12,292	16,903	32,009	32,605	31,547	36,215	60,565
Japan	2	9	800	4,003	5,704	10	26	1,952	10,429	13,450
United States of America—										
Via Atlantic Coast	101	365	267	290	710	1,563	1,356	3,078	3,158	6,281
" Pacific "	1,094	936	100	113	792	10,634	6,362	579	869	3,187
Other Foreign Countries	456	263	592	300	204	4,364	1,464	3,601	1,607	1,304
TOTAL FOREIGN COUNTRIES	1,653	1,573	1,759	4,705	7,410	16,571	9,208	9,210	16,063	22,222
Share of Bengal	*2,050*	*3,065*	*3,434*	*5,979*	*9,469*	*10,934*	*12,511*	*9,103*	*24,051*	*44,243*
" *Bombay*	*3,146*	*2,761*	*3,452*	*4,767*	*4,341*	*10,929*	*7,476*	*10,615*	*11,752*	*13,832*
" *Sind*	*503*	*81*	*212*	*20*	*23*	*5,263*	*272*	*483*	*169*	*295*
" *Madras*	*1,709*	*1,938*	*1,459*	*955*	*782*	*5,718*	*5,901*	*4,690*	*4,443*	*3,504*
" *Burma*	*6,469*	*7,157*	*7,617*	*5,276*	*9,193*	*15,726*	*15,753*	*15,366*	*11,382*	*27,403*
TOTAL	13,822	15,002	15,174	16,997	24,813	48,590	41,813	40,757	52,278	89,787
***Tiles* (*III. U*)—**	No.	No.	No.	No.	No.					
United Kingdom (*including* Channel Islands)	1,784,851	1,834,571	2,228,241	3,278,185	2,152,426	1,81,523	2,15,512	2,45,167	3,08,472	2,09,280
Other British Possessions	1,403	3,907	20,043	20,221	100	758	880	313	611	17
TOTAL BRITISH EMPIRE	1,786,254	1,838,478	2,248,284	3,298,406	2,152,526	1,82,281	2,16,392	2,45,480	3,09,083	2,09,297
Germany	586,696	95,838	132,641	196,742	263,976	48,044	8,485	14,487	29,993	31,727
Netherlands	95,045	18,000	3,600	11,600	17,171	7,665	1,418	292	2,353	3,500
Belgium	974,845	738,752	400,129	540,754	311,444	1,54,478	1,30,280	1,00,152	92,376	90,849
France	588,487	487,624	279,769	179,209	212,158	41,059	31,155	28,454	20,432	26,396
Italy (*including* Fiume)	1,222,375	750,255	532,215	227,365	291 338	4,18,019	2,66,299	1,59,190	1,93,117	2,15,616
Austria	2,000	2	30,000	120,040	167,657	4,084	1	2,813	10,326	19,333
Czechoslovakia	54,957	1,809	8,970	17,750	66,242	2,641	1,087	2,511	6,726	7,070
Japan	5,004,025	9,019,885	9,552,516	12,72 773	10,674,702	3,85,719	5,21,585	5,53,970	7,27,549	5,75,116
Other Foreign Countries	17,320	57,876	2,224	1,288	11,584	1,914	2,928	2,562	288	1,971
TOTAL FOREIGN COUNTRIES	8,547,509	11,773,479	10,941,027	14,019,511	11,980,272	10,03,018	9,64,533	8,64,431	11,33,160	9,71,578

No. 10—*continued*

ARTICLES, AND COUNTRIES OF CONSIGNMENT; ALSO SHARE OF EACH PROVINCE	Quantity					Value				
	1933-34	1933-34	1934-35	1935-36	1936-37	1933-34	1933-34	1934-35	1935-36	1936-37
						R	R	R	R	R
Building and Engineering materials, other than of iron, steel or wood—continued										
Tiles (*III. U*)—continued	No.	No.	No.	No.	No.					
Share of Bengal	*1,342,215*	*2,221,744*	*2,405,789*	*2,526,053*	*3,490,335*	*2,59,333*	*3,99,809*	*3,95,467*	*3,99,358*	*5,91,256*
„ *Bombay*	*6,434,685*	*8,870,147*	*9,304,284*	*11,375,434*	*7,913,826*	*6,62,981*	*6,28,539*	*7,05,924*	*8,20,062*	*5,69,453*
„ *Sind*	*1,169,705*	*1,391,850*	*673,133*	*1,509,088*	*1,357,419*	*1,18,305*	*1,10,003*	[*59,901*	*87,184*	*73,391*
„ *Madras*	*1,048,195*	*733,810*	*567,246*	*1,435,137*	*820,847*	*1,27,774*	*93,680*	*73,589*	*1,05,174*	*64,971*
„ *Burma*	*398,223*	*394,306*	*343,271*	*522,225*	*654,371*	*54,006*	*49,702*	*45,030*	*60,518*	*61,774*
TOTAL	10,333,763	13,616,957	13,284,311	17,417,017	14,141,798	12,45,899	11,80,925	11,09,911	14,42,243	11,80,875
Other kinds (*III. U*)—	Cwts.	Cwts.	Cwts.	Cwts.	Cwts.					
United Kingdom (*including* Channel Islands)	23,794	22,933	21,786	24,895	19,462	3,61,058	3,30,721	3,34,645	3,70,125	2,71,064
Ceylon (*excluding* Maldives)	..	27,619	25,646	26,365	10,624	..	5,257	3,641	3,803	1,275
Straits settlements	5	101	2	8	466	90	1,366	26	322	5,699
Canada—										
Vid Atlantic Coast	406	220	1,340	1,306	1,841	4,277	3,055	19,978	14,934	22,065
„ Pacific „	..	..	..	744	16	..	..	..	7,409	231
Other British Possessions	21,093	182	..	..	..	6,056	1,800	..	..	..
TOTAL BRITISH EMPIRE	45,297	51,055	48,773	53,318	32,409	3,01,481	3,42,299	3,01,290	[3,96,592	3,00,434
Finland	..	..	..	44	632	..	..	..	524	8,647
Sweden	58	20	2,202	4,997	2,228	152	872	32,510	39,600	25,576
Germany	155	94	755	1,189	25	2,472	1,722	5,037	8,425	2,861
Belgium	2,881	700	..	234	1,196	24,561	2,752	..	1,706	8,331
Italy (*including* Fiume)	12,748	7,860	9,938	19,837	3,184	1,01,215	57,139	69,430	1,19,168	18,361
Austria	201	2,029	301	2,201	17,273	1,511	14,918	4,179	15,228	91,917
Siam	560	..	..	..	..	7,284	..	..	..	..
Japan	188	317	370	846	45	1,682	3,089	2,240	6,291	206
United States of America—										
Vid Atlantic Coast	5,523	5,856	6,878	17,457	14,347	92,218	88,827	87,434	2,21,081	1,62,915
„ Pacific „	2,767	2,453	2,581	5,671	6,797	36,614	30,866	25,285	55,873	70,652
Other Foreign Countries	2,882	723	469	597	42	13,227	3,354	5,017	3,700	286
TOTAL FOREIGN COUNTRIES	28,943	20,552	23,244	53,073	45,719	[2,82,916	2,07,541	2,32,212	5,21,696	3,99,872
Share of Bengal	*32,314*	*28,804*	*27,646*	*43,950*	*28,458*	*3,32,744*	*3,39,019*	*3,06,773*	*4,17,366*	*2,93,257*
„ *Bombay*	*7,140*	*8,503*	*10,932*	*15,085*	*14,217*	*1,60,778*	*1,04,316*	*1,29,991*	*2,27,502*	*1,95,885*
„ *Sind*	*3,194*	*1,335*	*3,039*	*10,902*	*14,342*	*18,532*	*25,497*	*25,062*	*1,55,800*	*1,16,319*
„ *Madras*	*9,312*	*4,502*	*3,396*	*8,899*	*5,941*	*93,014*	*54,583*	*41,183*	*95,252*	*54,470*
„ *Burma*	*22,274*	*23,464*	*27,105*	*27,655*	*15,170*	*14,329*	*23,436*	*29,902*	*21,069*	*29,748*
TOTAL	74,240	71,607	72,016	106,391	78,128	6,74,397	5,49,840	5,33,512	9,17,286	7,00,306
Total of Building and Engineering materials, other than of iron, steel or wood—										
United Kingdom (*including* Channel Islands)	—	—	—	—	—	25,63,672	23,35,554	23,06,071	30,79,244	24,79,158
Ceylon (*excluding* Maldives)	—	—	—	—	—	14,491	13,080	8,359	6,885	3,513
Straits Settlements	—	—	—	—	—	3,815	5,148	572	719	6,448
Canada—										
Vid Atlantic Coast	—	—	—	—	—	6,849	15,259	23,293	31,201	45,365
„ Pacific „	—	—	—	—	—	..	..	..	7,409	231
British West India Islands (*excluding* Bahamas)	—	—	—	—	—	11,952	..	..	..	..
Other British Possessions	—	—	—	—	—	2,418	6,756	258	268	276
TOTA BRITISH EMPIRE	—	—	—	—	—	26,03,197	24,25,747	23,39,413	31,25,726	25,35,591

No. 10—*continued*

ARTICLES, AND COUNTRIES OF CONSIGNMENT; ALSO SHARE OF EACH PROVINCE	QUANTITY					VALUE				
	1932-33	1933-34	1934-35	1935-36	1936-37	1932-33	1933-34	1934-35	1935-36	1936-37
						R	R	R	R	R
Building and Engineering materials, *other than* of iron, steel or wood—*concluded*										
***Total of Building and Engineering materials, other than of iron, steel or wood*—continued**										
Finland	—	—	—	—	—	..	..	..	524	3,647
Sweden	—	—	—	—	—	1,942	906	32,750	89,600	68,150
Norway	—	—	—	—	—	14,940	3,008	195	2	..
Denmark	—	—	—	—	—	66,087	23,585	2,795	2,152	13,448
Germany	—	—	—	—	—	1,62,372	46,586	59,212	62,804	79,967
Netherlands	—	—	—	—	—	1,10,446	19,681	17,314	12,289	11,482
Belgium	—	—	—	—	—	1,93,928	1,72,255	1,64,747	1,74,075	1,83,828
France	—	—	—	—	—	55,738	30,019	30,924	21,310	26,908
Portugal (*including* Azores and Madeira)	—	—	—	—	—	13,245	—	..	..	..
Italy (*including* Fiume)	—	—	—	—	—	5,23,509	3,33,872	3,35,367	3,22,940	2,45,754
Austria	—	—	—	—	—	5,884	14,945	6,992	25,554	1,11,386
Czechoslovakia	—	—	—	—	—	3,668	1,087	2,511	7,226	7,070
Yugo-Slavia (Kingdom of the Serbs, Croats and Slovenes)	—	—	—	—	—	1,50,842	1,02,556	60,178	13,642	52,128
Siam	—	—	—	—	—	7,965	353	189	59	2
Japan	—	—	—	—	—	11,07,260	11,03,763	9,60,733	10,29,271	8,57,290
Egypt	—	—	—	—	—	5,72,127	7,44,615	3,94,236	5,11,513	4,20,321
United States of America—*Vid* Atlantic Coast	—	—	—	—	—	7,29,258	5,56,992	4,44,458	6,68,770	9,39,789
„ Pacific „	—	—	—	—	—	3,84,075	5,51,072	2,08,399	6,35,476	5,63,587
Mexico	—	—	—	—	—	9,30,636	2,17,668	5,24,416	5,80,321	6,00,639
Other Foreign Countries	—	—	—	—	—	2,980	1,193	4,829	679	1,497
TOTAL FOREIGN COUNTRIES	—	—	—	—	—	51,26,903	40,33,152	31,50,245	41,53,107	41,96,847
Share of Bengal	—	—	—	—	—	*21,52,230*	*18,50,881*	*16,25,998*	*20 63,718*	*20,15,193*
„ *Bombay*	—	—	—	—	—	*20,52,018*	*18,43,336*	*16,78,830*	*23,69,154*	*20,06,043*
„ *Sind*	—	—	—	—	—	*6,05,243*	*7,42,307*	*5,23,022*	*6,84,528*	*6,91,301*
„ *Madras*	—	—	—	—	—	*16,72,524*	*12,91,664*	*11,43,782*	*11,39,476*	*10,18,477*
„ *Burma*	—	—	—	—	—	*12,23,089*	*10,30,161*	*10,10,071*	*11,23,957*	*10,01,534*
TOTAL	—	—	—	—	—	77,35,099	64,58,899	59,89,703	72,78,833	67,32,453
Buttons of all sorts—										
***Metal (Ill. U)*—**										
United Kingdom (*including* Channel Islands)	—	—	—	—	—	59,580	1,05,246	1,03,056	1,15,436	97,725
Other British Possessions	—	—	—	—	—	303	54	93	390	79
TOTAL BRITISH EMPIRE	—	—	—	—	—	59,883	1,05,300	1,03,149	1,15,826	97,804
Germany	—	—	—	—	—	3,65,179	3,28,075	3,84,846	3,88,467	3,45,883
France	—	—	—	—	—	35,342	1,787	241	11	7
Italy (*including* Fiume)	—	—	—	—	—	12,180	12,926	7,280	523	889
Austria	—	—	—	—	—	7,902	7,281	6,293	4,486	1,859
Czechoslovakia	—	—	—	—	—	4,11,205	3,74,378	4,58,305	3,02,644	2,59,740
Japan	—	—	—	—	—	12,153	76,087	68,260	71,491	1,04,135
United States of America—*Vid* Atlantic Coast	—	—	—	—	—	41,396	46,506	25,538	15,617	19,378
„ Pacific „	—	—	—	—	—	..	722	127	619	..
Other Foreign Countries	—	—	—	—	—	367	1,488	995	1,366	2,043
TOTAL FOREIGN COUNTRIES	—	—	—	—	—	8,86,723	8,49,145	9,46,879	7,85,224	7,33,934
Share of Bengal	—	—	—	—	—	*2,77,300*	*2,32,043*	*2,82,674*	*2,57,634*	*2,00,698*
„ *Bombay*	—	—	—	—	—	*5,17,620*	*5,46,963*	*5,59,808*	*4,66,990*	*3,56,082*
„ *Sind*	—	—	—	—	—	*26,198*	*51,193*	*55,740*	*53,088*	*1,01,440*
„ *Madras*	—	—	—	—	—	*99,172*	*81,592*	*94,223*	*83,892*	*90,244*
„ *Burma*	—	—	—	—	—	*26,436*	*42,734*	*57,583*	*35,439*	*33,304*
TOTAL	—	—	—	—	—	9,46,556	9,54,445	10,50,028	9,01,050	8,31,738

No. 10—*continued*

ARTICLES, AND COUNTRIES OF CONSIGNMENT; ALSO SHARE OF EACH PROVINCE	Quantity					Value				
	1932-33	1933-34	1934-35	1935-36	1936-37	1932-33	1933-34	1934-35	1935-36	1936-37
						R	R	R	R	R
Buttons of all sorts—*continued*										
***Other sorts (III, U)*—**										
United Kingdom (*including* Channel Islands)	—	—	—	—	—	41,882	43,246	40,342	63,288	50,618
Other British Possessions	—	—	—	—	—	96	378	209	4	228
TOTAL BRITISH EMPIRE	—	—	—	—	—	41,978	43,624	46,551	63,292	59,845
Poland (*including* Danzig)	—	—	—	—	—	..	8,163	2,616	1,360	1,078
Germany	—	—	—	—	—	58,248	60,424	95,831	1,46,165	1,09,777
France	—	—	—	—	—	35,053	9,633	9,058	970	3,061
Switzerland	—	—	—	—	—	15	..	..	1,619	29,874
Italy (*including* Fiume)	—	—	—	—	—	5,52,129	3,53,239	2,37,558	1,07,664	1,17,214
Czechoslovakia	—	—	—	—	—	66,394	1,00,632	1,46,979	1,38,497	1,00,826
Austria	—	—	—	—	—	223	620	1,037	8,841	16,230
Japan	—	—	—	—	—	7,11,596	6,04,565	10,88,058	9,29,426	8,71,071
United States of America—*Vid* Atlantic Coast	—	—	—	—	—	6,401	740	408	633	2,107
" Pacific "	—	—	—	—	—	182	..	..	..	..
Other Foreign Countries	—	—	—	—	—	3,562	1,245	5,285	2,676	2,785
TOTAL FOREIGN COUNTRIES	—	—	—	—	—	14,33,803	11,39,251	15,86,840	13,37,791	12,55,018
Share of Bengal	—	—	—	—	—	*3,98,665*	*3,39,693*	*6,14,188*	*6,08,894*	*4,76,485*
" *Bombay*	—	—	—	—	—	*3,81,488*	*3,53,485*	*4,85,221*	*3,39,700*	*3,39,389*
" *Sind*	—	—	—	—	—	*3,07,248*	*1,92,429*	*3,23,068*	*2,14,426*	*2,65,378*
" *Madras*	—	—	—	—	—	*40,260*	*59,531*	*45,950*	*29,964*	*22,738*
" *Burma*	—	—	—	—	—	*1,48,167*	*1,87,767*	*2,65,884*	*2,08,099*	*1,71,387*
TOTAL	—	—	—	—	—	14,75,781	11,82,875	16,33,891	14,01,083	13,14,363
***Total of Buttons of all sorts*—**										
United Kingdom (*including* Channel Islands)	—	—	—	—	—	1,01,412	1,43,492	1,49,398	1,78,724	1,57,338
Other British Possessions	—	—	—	—	—	399	432	302	394	311
TOTAL BRITISH EMPIRE	—	—	—	—	—	1,01,811	1,43,924	1,49,700	1,79,118	1,57,649
Poland (*including* Danzig)	—	—	—	—	—	..	8,163	2,616	1,360	1,078
Germany	—	—	—	—	—	4,23,426	3,38,499	4,80,677	5,34,632	4,55,660
France	—	—	—	—	—	71,395	11,420	9,299	981	3,068
Switzerland	—	—	—	—	—	165	836	..	1,619	29,874
Italy (*including* Fiume)	—	—	—	—	—	5,64,309	3,66,165	2,44,848	1,08,187	1,18,103
Austria	—	—	—	—	—	8,125	7,901	7,239	13,327	18,089
Czechoslovakia	—	—	—	—	—	4,77,500	4,75,000	6,00,284	4,41,081	3,60,566
Japan	—	—	—	—	—	7,23,749	6,00,602	11,56,318	10,00,917	9,75,206
United States of America—*Vid* Atlantic Coast	—	—	—	—	—	47,797	47,246	25,941	16,250	22,485
" Pacific "	—	—	—	—	—	182	722	127	619	..
Other Foreign Countries	—	—	—	—	—	3,779	1,842	6,280	4,042	4,828
TOTAL FOREIGN COUNTRIES	—	—	—	—	—	28,20,523	19,88,396	25,33,719	21,28,015	19,88,952
Share of Bengal	—	—	—	—	—	*3,75,955*	*3,21,646*	*3,96,832*	*3,66,528*	*3,75,183*
" *Bombay*	—	—	—	—	—	*3,98,973*	*3,00,448*	*10,45,039*	*3,06,690*	*7,36,462*
" *Sind*	—	—	—	—	—	*3,33,874*	*3,43,031*	*2,75,893*	*3,66,514*	*3,66,313*
" *Madras*	—	—	—	—	—	*1,39,432*	*1,41,104*	*1,39,873*	*1,18,563*	*1,12,952*
" *Burma*	—	—	—	—	—	*1,71,503*	*3,10,491*	*3,23,467*	*3,43,538*	*2,55,193*
TOTAL	—	—	—	—	—	24,22,537	21,37,320	26,33,419	23,02,133	21,46,601

No. 10—*continued*

ARTICLES, AND COUNTRIES OF CONSIGNMENT; ALSO SHARE OF EACH PROVINCE	Quantity					Value				
	1932-33	1933-34	1934-35	1935-36	1936-37	1932-33	1933-34	1934-35	1935-36	1936-37
						R	R	R	R	R
Candles of all kinds (III. U)—	Lbs.	Lbs.	Lbs.	Lbs.	Lbs.					
United Kingdom (*including* Channel Islands)	156,008	39,411	16,625	11,720	22,210	72,149	23,182	12,432	9,515	14,788
Other British Possessions	4,768	4,171	5,612	6,054	5,067	1,794	1,604	2,097	2,543	1,710
TOTAL BRITISH EMPIRE	160,776	43,582	22,237	17,774	27,277	73,943	24,786	14,529	12,058	16,498
Belgium	61,264	25,332	28,910	20,746	14,943	18,680	8,084	7,910	7,587	4,847
Siam	..	..	..	41,802	..	..	..	..	11,616	..
Japan	1,322	4,748	92,499	58,294	110,479	801	1,344	19,618	11,272	20,598
Other Foreign Countries	12,400	18,491	4,224	5,489	12,691	4,805	6,649	2,652	2,119	2,886
TOTAL FOREIGN COUNTRIES	74,986	48,571	125,633	125,831	138,113	18,786	16,027	30,180	32,594	28,331
Share of Bengal	*99,887*	*30,742*	*100,161*	*84,248*	*98,576*	*29,739*	*10,672*	*25,459*	*15,755*	*22,683*
„ *Bombay*	*23,471*	*12,893*	*14,904*	*9,871*	*39,102*	*12,017*	*7,218*	*5,887*	*3,618*	*9,766*
„ *Sind*	*22,162*	*17,287*	*30,393*	*16,111*	*16,026*	*8,818*	*7,622*	*3,167*	*7,036*	*7,160*
„ *Madras*	*79,203*	*17,677*	*2,610*	*1,856*	*4,129*	*36,905*	*8,457*	*1,007*	*993*	*1,114*
„ *Burma*	*11,569*	*13,554*	*9,802*	*51,519*	*7,557*	*5,200*	*6,944*	*4,189*	*17,250*	*4,112*
TOTAL	225,762	92,153	147,870	143,605	165,390	92,679	40,813	44,709	44,652	44,829
Canes and Rattans (II. S)—	Cwts.	Cwts.	Cwts.	Cwts.	Cwts.					
United Kingdom (*including* Channel Islands)	8	48	450	5	7	1,476	3,285	7,824	1,010	1,528
Straits Settlements	30,038	24,310	26,927	26,359	26,891	3,64,698	2,67,865	3,07,765	2,90,871	2,91,810
Hongkong	266	298	516	332	387	18,138	14,528	14,203	13,844	13,762
Other British Possessions	63	113	64	93	107	848	1,515	836	940	1,214
TOTAL BRITISH EMPIRE	30,375	24,769	27,957	26,789	27,392	3,80,160	2,86,693	3,30,628	3,06,665	3,08,309
Java	548	219	69	377	670	2,682	1,908	1,406	5,590	8,909
Celebes and other Islands	..	206	159	232	131	..	7,679	2,114	2,493	1,421
China (*exclusive of* Hongkong and Macão)	28	24	5	329	101	705	648	167	5,462	3,306
Other Foreign Countries	120	36	266	2	25	1,467	299	2,513	193	538
TOTAL FOREIGN COUNTRIES	696	485	499	940	927	4,854	10,529	6,200	13,738	14,174
Share of Bengal	*4,676*	*3,608*	*4,177*	*4,722*	*7,010*	*31,464*	*24,567*	*27,733*	*24,737*	*29,893*
„ *Bombay*	*23,471*	*16,164*	*18,758*	*18,450*	*16,849*	*2,26,425*	*1,46,168*	*1,65,502*	*1,65,520*	*1,39,977*
„ *Sind*	*920*	*2,566*	*2,782*	*1,890*	*1,271*	*18,891*	*33,179*	*32,952*	*23,041*	*23,895*
„ *Madras*	*1,665*	*1,970*	*2,449*	*2,114*	*2,410*	*23,518*	*31,161*	*33,579*	*29,932*	*33,713*
„ *Burma*	*1,339*	*946*	*1,290*	*1,158*	*1,359*	*29,716*	*27,147*	*27,062*	*27,183*	*25,606*
TOTAL	31,071	25,254	28,456	27,729	28,319	3,85,014	2,97,222	3,36,828	3,20,403	3,22,483
Chalk, French (II. B)—	Cwts.	Cwts.	Cwts.	Cwts.	Cwts.					
TOTAL BRITISH EMPIRE	318	354	394	265	299	3,969	4,836	4,594	3,387	4,529
TOTAL FOREIGN COUNTRIES	390	174	153	282	611	2,519	1,985	1,148	1,009	1,999
Share of Bengal	*96*	*90*	*114*	*90*	*445*	*739*	*1,016*	*1,149*	*966*	*2,149*
„ *Bombay*	*395*	*214*	*181*	*47*	*68*	*2,849*	*1,887*	*1,649*	*587*	*955*
„ *Sind*	*51*	*75*	*65*	*21*	*42*	*730*	*1,242*	*647*	*364*	*754*
„ *Madras*	*87*	*99*	*154*	*67*	*122*	*1,053*	*1,818*	*1,636*	*1,096*	*1,744*
„ *Burma*	*79*	*60*	*53*	*272*	*233*	*1,117*	*860*	*641*	*1,333*	*926*
TOTAL	708	528	547	497	910	6,488	6,821	5,742	4,346	6,528

No. 10—*continued*

ARTICLES, AND COUNTRIES OF CONSIGNMENT; ALSO SHARE OF EACH PROVINCE	Quantity					Value				
	1932-33	1933-34	1934-35	1935-36	1936-37	1932-33	1933-34	1934-35	1935-36	1936-37
						Rs	Rs	Rs	Rs	Rs
Chemicals and chemical preparations (*excluding* chemical manures and medicines)—										
Acids—										
Acetic (pyroligneous acid) (III. C)—	Cwts.	Cwts.	Cwts.	Cwts.	Cwts.					
United Kingdom (*including* Channel Islands)	981	1,616	2,241	2,282	1,694	30,219	53,788	74,175	71,403	46,860
Straits Settlements	42	222	154	171	184	1,078	6,500	5,594	5,744	5,477
Hongkong	..	..	..	..	..	2	..	..	..	..
TOTAL BRITISH EMPIRE	1,023	1,838	2,495	2,453	1,878	31,298	60,288	79,769	77,147	51,337
Germany	1,301	1,098	813	1,880	1,263	39,405	36,213	29,911	51,192	32,192
Netherlands	265	209	505	285	1,435	7,333	7,394	16,694	6,868	33,692
Switzerland	..	..	553	..	..	..	..	17,631	..	..
Japan	..	838	730	1,120	423	58	24,299	24,144	30,143	10,024
Other Foreign Countries	162	47	2	111	91	5,134	1,915	134	4,071	3,255
TOTAL FOREIGN COUNTRIES	1,728	2,192	2,603	3,296	3,212	52,430	69,821	88,514	92,274	78,163
Share of Bengal	*630*	*1,029*	*1,161*	*1,228*	*922*	*18,854*	*33,491*	*41,361*	*41,491*	*23,479*
„ *Bombay*	*1,216*	*1,276*	*1,442*	*2,065*	*1,891*	*35,742*	*44,676*	*47,341*	*60,036*	*46,861*
„ *Sind*	*362*	*457*	*619*	*373*	*394*	*13,461*	*15,276*	*19,739*	*24,613*	*10,981*
„ *Madras*	*302*	*631*	*1,316*	*846*	*1,087*	*9,716*	*18,737*	*28,336*	*21,418*	*23,435*
„ *Burma*	*243*	*538*	*554*	*637*	*799*	*7,455*	*18,353*	*23,037*	*21,864*	*25,310*
TOTAL	2,751	4,030	5,093	5,749	5,090	85,728	1,30,054	1,69,833	1,69,421	1,30,000
Carbolic (III. C)—	Cwts.	Cwts.	Cwts.	Cwts.	Cwts.					
United Kingdom (*including* Channel Islands)	438	620	598	695	206	20,670	37,820	26,341	38,050	9,741
Other British Possessions	..	..	..	..	..	..	12	..	8	5
TOTAL BRITISH EMPIRE	438	620	598	695	206	20,670	37,832	26,341	38,058	9,746
Germany	21	15	16	30	264	1,904	2,892	2,503	2,406	11,147
Japan	..	63	132	195	82	19	3,487	5,573	9,923	3,313
Other Foreign Countries	1	22	1	2	..	74	1,239	118	348	52
TOTAL FOREIGN COUNTRIES	22	100	149	227	346	1,997	7,618	8,188	12,677	14,511
Share of Bengal	*245*	*378*	*359*	*441*	*259*	*14,232*	*25,534*	*17,939*	*26,170*	*12,058*
„ *Bombay*	*135*	*238*	*233*	*307*	*143*	*4,147*	*12,333*	*8,709*	*15,859*	*6,093*
„ *Sind*	*45*	*91*	*99*	*103*	*63*	*2,143*	*5,438*	*5,339*	*5,346*	*3,280*
„ *Madras*	*31*	*20*	*47*	*80*	*54*	*1,742*	*1,164*	*2,356*	*2,618*	*2,860*
„ *Burma*	*4*	*9*	*16*	*21*	*29*	*213*	*971*	*1,183*	*834*	*1,169*
TOTAL	460	720	747	922	552	22,667	45,450	34,529	50,715	24,257
Citric (III. C)—	Cwts.	Cwts.	Cwts.	Cwts.	Cwts.					
United Kingdom (*including* Channel Islands)	262	257	348	665	382	20,329	17,251	41,589	40,966	21,099
Other British Possessions	..	..	..	..	..	..	..	1	..	..
TOTAL BRITISH EMPIRE	262	257	348	665	382	20,329	17,251	41,590	40,966	21,099
Germany	92	125	396	376	255	6,895	6,382	18,178	22,244	14,618
Belgium	36	35	91	426	21	1,818	1,825	4,456	24,981	1,218
Italy (*including* Fiume)	578	1,328	1,169	846	818	30,745	68,306	52,638	45,814	43,868
Czechoslovakia	..	..	144	120	64	..	..	6,487	7,039	3,847
Other Foreign Countries	20	5	..	..	..	1,264	249	50	24	18
TOTAL FOREIGN COUNTRIES	726	1,488	1,800	1,768	1,158	40,722	71,762	81,809	1,00,102	63,059
Share of Bengal	*337*	*770*	*768*	*1,502*	*687*	*26,438*	*38,381*	*35,339*	*35,530*	*30,149*
„ *Bombay*	*456*	*768*	*1,339*	*474*	*328*	*24,030*	*37,303*	*61,707*	*29,272*	*42,340*
„ *Sind*	*70*	*140*	*373*	*227*	*99*	*4,328*	*7,260*	*17,359*	*14,232*	*5,984*
„ *Madras*	*33*	*123*	*119*	*137*	*29*	*2,307*	*4,533*	*5,735*	*6,196*	*1,760*
„ *Burma*	*43*	*24*	*49*	*103*	*47*	*3,404*	*1,546*	*2,763*	*5,788*	*3,425*
TOTAL	988	1,825	2,648	2,433	1,540	61,051	89,013	1,23,399	1,41,068	84,158

No. 10—*continued*

ARTICLES, AND COUNTRIES OF CONSIGNMENT; ALSO SHARE OF EACH PROVINCE	QUANTITY					VALUE				
	1932-33	1933-34	1934-35	1935-36	1936-37	1932-33	1933-34	1934-35	1935-36	1936-37
Chemicals and chemical preparations (*excluding* chemical manures and medicines)—*continued*						R	R	R	R	R
Acids—continued										
Hydrochloric (III. C)—	Cwts.	Cwts.	Cwts.	Cwts.	Cwts.					
United Kingdom (*including* Channel Islands)	277	360	399	555	303	9,747	10,398	9,067	14,468	8,972
Straits Settlements	..	..	..	..	..	..	10	..	..	4
TOTAL BRITISH EMPIRE	277	360	399	555	303	9,747	10,408	9,067	14,468	8,976
Germany	137	114	60	87	107	6,681	5,585	3,404	5,365	4,461
Other Foreign Countries	16	137	124	241	243	940	1,409	1,612	2,716	2,283
TOTAL FOREIGN COUNTRIES	153	251	184	328	350	7,621	6,994	5,016	8,081	6,744
Share of Bengal	*79*	*85*	*164*	*153*	*84*	*4,422*	*3,259*	*3,548*	*5,659*	*3,650*
" *Bombay*	*106*	*151*	*79*	*150*	*44*	*2,784*	*2,193*	*1,220*	*2,140*	*1,053*
" *Sind*	*70*	*59*	*46*	*53*	*35*	*3,096*	*2,714*	*2,431*	*2,687*	*1,582*
" *Madras*	*63*	*70*	*33*	*65*	*157*	*3,306*	*3,544*	*2,004*	*3,860*	*3,058*
" *Burma*	*112*	*246*	*261*	*462*	*333*	*3,760*	*5,692*	*4,880*	*8,503*	*6,378*
TOTAL	430	611	583	883	653	17,368	17,402	14,083	22,549	15,720
Nitric (III. C)—	Cwts.	Cwts.	Cwts.	Cwts.	Cwts.					
United Kingdom (*including* Channel Islands)	153	115	50	142	113	7,461	5,857	2,893	6,112	4,337
Other British Possessions	8	..	..	..	..	107	..	..	20	..
TOTAL BRITISH EMPIRE	161	115	50	142	113	7,568	5,857	2,893	6,132	4,337
Norway	1,972	3,475	3,388	..	1,234	37,694	57,350	46,987	..	17,458
Germany	376	259	538	3,340	289	13,907	8,966	10,780	51,657	6,332
Japan	12	272	86	748	496	168	2,952	1,179	8,110	5,361
Other Foreign Countries	21	22	9	33	148	1,892	785	455	1,230	3,283
TOTAL FOREIGN COUNTRIES	2,381	4,028	4,021	4,121	2,162	53,161	70,053	59,401	60,997	32,434
Share of Bengal	*819*	*804*	*295*	*395*	*336*	*18,481*	*14,195*	*4,807*	*6,707*	*4,798*
" *Bombay*	*1,319*	*1,599*	*1,605*	*2,335*	*716*	*25,784*	*26,419*	*23,134*	*31,783*	*9,146*
" *Sind*	*199*	*241*	*149*	*208*	*123*	*7,680*	*6,670*	*4,078*	*4,986*	*2,901*
" *Madras*	*63*	*1,271*	*1,923*	*1,058*	*845*	*3,674*	*24,810*	*28,053*	*15,173*	*15,379*
" *Burma*	*148*	*128*	*99*	*272*	*255*	*5,270*	*4,416*	*3,232*	*5,535*	*4,047*
TOTAL	2,542	4,143	4,071	4,268	2,275	60,729	75,910	62,294	67,129	36,771
Oxalic (III. C)—	Cwts.	Cwts.	Cwts.	Cwts.	Cwts.					
United Kingdom (*including* Channel Islands)	21	17	18	37	7	985	977	858	1,679	591
Germany	1,256	1,681	1,261	2,399	2,016	35,550	53,990	42,974	79,197	66,810
Netherlands	747	743	261	1,693	746	24,740	24,056	8,838	53,682	23,156
Japan	..	475	904	39	211	..	12,018	26,128	1,211	6,745
Other Foreign Countries	50	..	20	60	158	1,610	24	722	1,958	5,409
TOTAL FOREIGN COUNTRIES	2,053	2,899	2,446	4,191	3,131	61,900	90,088	78,662	1,36,048	1,02,120
Share of Bengal	*150*	*476*	*302*	*855*	*126*	*4,110*	*14,610*	*10,460*	*30,287*	*4,718*
" *Bombay*	*526*	*544*	*919*	*1,044*	*1,170*	*16,304*	*16,265*	*26,340*	*33,659*	*38,353*
" *Sind*	*520*	*911*	*817*	*1,154*	*454*	*17,216*	*28,402*	*6,195*	*35,533*	*15,261*
" *Madras*	*440*	*659*	*779*	*875*	*1,104*	*10,841*	*20,309*	*27,623*	*27,691*	*36,923*
" *Burma*	*438*	*326*	*242*	*300*	*284*	*14,414*	*10,979*	*8,409*	*10,564*	*9,456*
TOTAL	2,074	2,916	2,459	4,228	3,138	62,885	91,065	79,520	1,27,727	1,02,711
Sulphuric (III. C)—	Cwts.	Cwts.	Cwts.	Cwts.	Cwts.					
United Kingdom (*including* Channel Islands)	359	680	587	2,516	1,087	5,087	8,095	6,778	20,547	9,748
Other British Possessions	..	3	3	39	20	1	59	42	992	547
TOTAL BRITISH EMPIRE	359	683	590	2,555	1,107	5,088	8,154	6,820	21,539	10,295
Germany	269	455	500	664	132	8,141	10,282	7,278	9,095	5,241
Netherlands	4,575	377	211	155	129	29,475	3,479	1,783	1,622	975
Belgium	1,535	2,067	2,090	2,174	1,338	9,368	11,272	13,573	11,980	7,706
Other Foreign Countries	48	406	189	136	233	607	2,632	1,184	1,151	1,764
TOTAL FOREIGN COUNTRIES	6,427	3,305	2,990	3,129	1,832	47,591	27,665	22,818	23,848	15,686

No. 10—*continued*

ARTICLES, AND COUNTRIES OF CONSIGNMENT; ALSO SHARE OF EACH PROVINCE	QUANTITY					VALUE				
	1932-33	1933-34	1934-35	1935-36	1936-37	1932-33	1933-34	1934-35	1935-36	1936-37
						R	R	R	R	R
Chemicals and chemical preparations (*excluding* chemical manures and medicines)—*continued*										
***Acids*—continued**	Cwts.	Cwts.	Cwts.	Cwts.	Cwts.					
Sulphuric (III. C)—*contd.*										
Share of Bengal	*644*	*1,036*	*844*	*1,477*	*475*	*5,947*	*8,767*	*3,995*	*10,938*	*4,992*
„ *Bombay*	*1,341*	*1,018*	*539*	*184*	*117*	*10,435*	*7,396*	*4,226*	*2,676*	*1,948*
„ *Sind*	*366*	*513*	*361*	*389*	*343*	*5,127*	*6,546*	*5,206*	*5,942*	*6,510*
„ *Madras*	*4,136*	*1,055*	*1,325*	*2,213*	*1,261*	*27,618*	*9,999*	*12,855*	*16,528*	*9,110*
„ *Burma*	*399*	*368*	*461*	*990*	*738*	*3,562*	*2,872*	*3,256*	*6,255*	*5,481*
TOTAL	6,786	3,988	3,580	5,684	2,939	52,679	35,819	29,688	45,387	25,981
Tartaric (III. C)—	Cwts.	Cwts.	Cwts.	Cwts.	Cwts.					
United Kingdom (*including* Channel Islands)	119	145	51	94	289	10,831	11,233	3,897	8,327	16,854
Other British Possessions	..	..	3	..	..	..	..	156	..	..
TOTAL BRITISH EMPIRE	119	145	54	94	289	10,831	11,233	4,053	8,327	16,854
Germany	561	198	453	1,121	697	45,724	15,660	30,422	67,238	40,918
Netherlands	84	24	1	21	..	7,631	1,993	317	1,184	8
France	710	..	20	..	12	58,092	23	1,134	..	688
Spain	44	190	321	599	496	3,477	11,261	52,932	36,044	27,402
Italy (*including* Fiume)	771	598	367	1,539	1,008	56,024	36,858	69,940	93,062	56,062
Other Foreign Countries	30	2	1	25	70	2,400	204	72	1,517	4,001
TOTAL FOREIGN COUNTRIES	2,200	1,012	2,163	3,305	2,283	1,68,348	65,999	1,54,717	1,99,045	1,28,979
Share of Bengal	*337*	*309*	*673*	*321*	*339*	*21,499*	*13,906*	*27,949*	*19,319*	*22,436*
„ *Bombay*	*478*	*252*	*440*	*659*	*556*	*40,691*	*16,774*	*40,381*	*41,133*	*33,388*
„ *Sind*	*1,113*	*463*	*1,015*	*2,076*	*1,269*	*78,051*	*29,121*	*70,236*	*1,24,865*	*70,264*
„ *Madras*	*300*	*207*	*150*	*303*	*211*	*25,212*	*16,299*	*10,650*	*18,649*	*18,060*
„ *Burma*	*41*	*26*	*9*	*40*	*37*	*3,726*	*2,122*	*778*	*3,406*	*1,785*
TOTAL	2,319	1,157	2,217	3,399	2,572	1,79,179	77,232	1,58,770	2,07,372	1,45,833
Other sorts (III. C)—	Cwts.	Cwts.	Cwts.	Cwts.	Cwts.					
United Kingdom (*including* Channel Islands)	3,432	4,601	10,709	9,952	8,645	84,793	1,05,189	2,30,023	2,31,523	2,00,892
Straits Settlements	54	138	119	152	441	2,158	5,802	4,517	6,024	10,604
Other British Possessions	5	..	..	..	..	72	..	..	13	13
TOTAL BRITISH EMPIRE	3,491	4,739	10,828	10,104	9,086	87,019	1,10,991	2,43,540	2,37,560	2,11,509
Germany	1,909	644	767	1,893	2,181	88,576	31,674	39,818	88,312	1,01,425
Netherlands	101	519	425	392	444	8,720	14,888	13,886	12,052	10,977
Belgium	81	81	111	153	137	4,096	2,880	1,472	3,164	6,071
Italy (*including* Fiume)	2,235	941	770	9	175	36,201	15,074	12,466	519	2,890
Japan	3	5,054	1,763	752	361	59	47,266	21,552	9,870	8,468
United States of America—										
Vid Atlantic Coast	241	218	105	256	401	3,771	3,077	2,099	4,269	7,362
„ Pacific „	..	..	..	..	2	7	..	..	..	186
Other Foreign Countries	40	26	25	19	69	670	1,543	4,050	2,605	1,400
TOTAL FOREIGN COUNTRIES	4,610	7,483	3,966	3,474	3,770	1,42,100	1,16,347	95,403	1,20,791	1,38,779
Share of Bengal	*2,853*	*7,449*	*4,783*	*3,317*	*4,426*	*80,177*	*1,11,823*	*1,05,534*	*92,330*	*1,13,865*
„ *Bombay*	*2,227*	*1,207*	*2,099*	*4,220*	*2,040*	*77,566*	*29,576*	*72,037*	*1,04,853*	*77,347*
„ *Sind*	*608*	*579*	*563*	*901*	*512*	*13,957*	*15,124*	*14,492*	*18,780*	*14,342*
„ *Madras*	*1,132*	*1,094*	*2,319*	*2,167*	*2,795*	*30,475*	*32,716*	*66,340*	*72,513*	*73,365*
„ *Burma*	*1,271*	*1,803*	*4,030*	*3,273*	*3,083*	*26,949*	*27,799*	*30,550*	*70,375*	*71,139*
TOTAL	8,101	12,222	14,794	13,878	12,956	2,29,119	2,27,338	3,38,943	3,58,851	3,50,288

No. 10—*continued*

ARTICLES, AND COUNTRIES OF CONSIGNMENT; ALSO SHARE OF EACH PROVINCE	QUANTITY					VALUE				
	1932-33	1933-34	1934-35	1935-36	1936-37	1932-33	1933-34	1934-35	1935-36	1936-37
Chemicals and chemical preparations (*excluding* chemical manures and medicines)—*continued*						R	R	R	R	R
Acids—concluded										
Total of Acids—	Cwts.	Cwts.	Cwts.	Cwts.	Cwts.					
United Kingdom (*including* Channel Islands)	6,042	8,491	15,506	16,038	12,726	1,90,122	2,50,583	4,04,621	4,33,055	3,18,594
Straits Settlements	96	360	274	323	625	3,229	12,384	10,133	11,796	16,181
Other British Possessions	13	3	5	39	20	184	49	177	1,005	469
TOTAL BRITISH EMPIRE	6,151	8,854	15,875	17,300	13,371	1,93,535	2,62,956	4,14,931	4,45,856	3,35,244
Norway	1,972	3,475	3,888	..	1,234	37,694	57,850	46,987	..	17,458
Germany	5,922	4,589	4,804	11,740	7,204	2,46,788	1,71,644	1,85,327	3,71,706	2,85,139
Netherlands	5,706	1,883	1,416	2,531	2,798	80,661	52,570	42,277	76,781	68,888
Belgium	1,793	2,318	2,327	2,922	1,852	20,020	17,471	19,869	51,124	26,355
France	730	6	45	19	12	54,360	1,100	5,184	2,605	739
Spain	44	195	822	599	496	3,477	11,497	52,952	36,044	27,402
Switzerland	..	..	353	..	19	58	..	17,631	..	1,063
Italy (*including* Fiume)	3,580	2,862	2,806	2,443	2,001	1,23,302	1,15,258	1,35,044	1,41,872	1,02,820
Czechoslovakia	..	..	144	120	64	..	..	6,487	7,039	3,348
Japan	50	7,230	3,912	3,216	2,040	614	93,511	50,653	62,349	37,512
United States of America—										
Via Atlantic Coast	241	239	105	258	402	3,771	4,049	2,107	4,291	7,402
" Pacific "	..	..	..	1	2	7	..	..	47	186
Other Foreign Countries	153	61	..	..	120	5,783	1,017	10	5	4,163
TOTAL FOREIGN COUNTRIES	20,300	22,758	20,322	23,839	18,244	5,75,870	5,26,347	5,94,528	7,53,863	5,80,475
Share of Bengal	*6,904*	*12,228*	*8,770*	*9,789*	*7,560*	*2,03,750*	*2,62,336*	*2,59,805*	*3,18,878*	*2,19,837*
" *Bombay*	*7,809*	*7,233*	*9,751*	*11,378*	*7,530*	*2,37,528*	*1,93,237*	*2,35,696*	*3,21,344*	*2,55,367*
" *Sind*	*3,253*	*3,556*	*3,442*	*6,475*	*3,296*	*1,44,393*	*1,17,349*	*1,45,168*	*2,40,039*	*1,28,205*
" *Madras*	*6,499*	*5,130*	*8,511*	*7,699*	*7,643*	*1,14,891*	*1,31,111*	*1,91,734*	*1,86,344*	*1,84,180*
" *Burma*	*2,693*	*3,468*	*5,723*	*5,798*	*5,596*	*68,843*	*84,750*	*1,27,056*	*1,33,114*	*1,28,130*
TOTAL	28,461	31,612	36,197	41,139	31,618	7,69,405	7,89,283	10,09,459	11,99,719	9,15,719
Alum (III. G)—	Cwts.	Cwts.	Cwts.	Cwts.	Cwts.					
United Kingdom (*including* Channel Islands)	15,478	10,878	6,604	6,260	2,717	81,045	57,220	52,583	33,745	12,855
Other British Possessions	3	3	1	..	4	25	27	6	..	38
TOTAL BRITISH EMPIRE	15,481	10,881	6,605	6,260	2,721	81,070	57,247	52,589	33,745	12,893
Germany	527	1,316	3,909	630	548	7,990	19,815	47,834	7,237	6,339
Japan	5,000	1,897	822	400	722	19,107	9,900	5,982	3,428	2,912
Other Foreign Countries	14	103	34	224	107	85	1,658	366	2,723	1,400
TOTAL FOREIGN COUNTRIES	5,541	3,316	4,765	1,254	1,377	27,251	31,373	54,182	13,388	10,651
Share of Bengal	*3,911*	*322*	*203*	*261*	*1,132*	*14,017*	*1,416*	*1,855*	*1,915*	*6,534*
" *Bombay*	*4,990*	*4,873*	*7,044*	*2,594*	*634*	*30,536*	*40,103*	*29,280*	*17,850*	*3,179*
" *Sind*	*3,127*	*4,658*	*1,922*	*2,144*	*1,044*	*39,595*	*23,018*	*8,943*	*10,001*	*4,805*
" *Madras*	*2,706*	*3,395*	*2,081*	*2,485*	*959*	*16,173*	*20,303*	*12,913*	*16,255*	*7,871*
" *Burma*	*1,988*	*724*	*121*	*100*	*286*	*7,171*	*3,775*	*780*	*413*	*1,155*
TOTAL	21,022	13,697	11,370	7,514	4,098	1,08,821	83,620	1,06,771	47,133	23,544

No. 10—*continued*

ARTICLES, AND COUNTRIES OF CONSIGNMENT; ALSO SHARE OF EACH PROVINCE	QUANTITY					VALUE				
	1932-33	1933-34	1934-35	1935-36	1936-37	1932-33	1933-34	1934-35	1935-36	1936-37
Chemicals and chemical preparations (*excluding* chemical manures and medicines)—*continued*						R	R	R	R	R
***Aluminous sulphate (III. C)*—**	Cwts.	Cwts.	Cwts.	Cwts.	Cwts.					
United Kingdom (*including* Channel Islands)	11,283	9,991	11,663	8,086	15,105	40,206	29,920	35,016	24,190	43,608
Sweden	3,215	241	1,787	5,642	3,147	10,158	797	4,848	15,455	8,893
Germany	8,850	6,518	9,068	16,517	13,154	26,133	24,130	24,575	54,484	42,070
Netherlands	1,755	..	1,177	2,341	753	6,258	..	3,795	6,863	2,188
Belgium	4,040	3,413	2,085	1,522	2,243	16,000	32,050	7,536	5,530	7,862
France	200	300	1,482	1,014	..	797	1,235	5,354	3,416	..
Other Foreign Countries	..	..	1	..	..	..	..	23	..	..
TOTAL FOREIGN COUNTRIES	18,060	15,467	15,600	27,037	19,281	60,348	58,212	55,635	85,738	60,433
Share of Bengal	*13,374*	*9,873*	*12,762*	*10,361*	*14,146*	*44,642*	*29,148*	*35,447*	*29,173*	*39,088*
" *Bombay*	*6,158*	*4,902*	*6,813*	*14,005*	*9,210*	*23,951*	*18,152*	*25,581*	*45,792*	*30,102*
" *Sind*	*2,501*	*2,859*	*1,819*	*2,755*	*2,961*	*10,768*	*7,210*	*7,453*	*9,943*	*8,859*
" *Madras*	*7,139*	*5,494*	*4,638*	*6,275*	*7,969*	*29,400*	*22,661*	*17,535*	*20,459*	*22,418*
" *Burma*	*189*	*229*	*1,241*	*1,227*	*1,061*	*758*	*1,961*	*4,515*	*4,571*	*3,559*
TOTAL	29,352	25,458	27,263	35,123	34,387	1,09,549	88,122	90,651	1,09,928	1,04,091
***Ammonia and salts thereof*—**	Cwts.	Cwts.	Cwts.	Cwts.	Cwts.					
Anhydrous ammonia (III. C)—										
United Kingdom (*including* Channel Islands)	1,454	1,730	1,846	1,574	1,764	1,63,639	1,35,935	1,77,967	1,70,172	2,13,814
Commonwealth of Australia	57	44	66	57	74	4,222	2,692	4,097	3,368	7,427
TOTAL BRITISH EMPIRE	1,511	1,774	1,912	1,631	1,838	1,67,861	1,38,627	1,82,064	1,73,540	2,22,241
Germany	667	295	509	414	504	55,017	26,259	42,813	32,682	40,393
Belgium	199	9	92	..	7	13,671	891	5,228	..	2,090
Japan	..	42	..	..	66	..	4,160	..	..	6,193
Egypt	..	15	56	8	12	..	1,646	7,847	1,159	1,644
United States of America—*Vid* Atlantic Coast	223	282	471	826	333	26,194	26,600	44,307	80,277	37,413
" Pacific "	..	..	18	..	..	..	..	2,241	..	..
Other Foreign Countries	71	28	..	9	..	4,672	1,933	..	1,284	85
TOTAL FOREIGN COUNTRIES	1,150	671	1,146	1,257	922	99,554	61,189	1,02,436	1,15,402	88,818
Share of Bengal	*835*	*712*	*893*	*906*	*1,000*	*1,03,824*	*94,238*	*1,09,555*	*1,23,009*	*1,29,684*
" *Bombay*	*694*	*545*	*842*	*895*	*695*	*45,917*	*29,867*	*58,289*	*53,847*	*49,960*
" *Sind*	*498*	*645*	*595*	*532*	*665*	*67,480*	*59,314*	*77,877*	*66,856*	*88,182*
" *Madras*	*87*	*93*	*264*	*50*	*5*	*4,099*	*3,127*	*5,133*	*1,243*	*199*
" *Burma*	*546*	*445*	*449*	*615*	*395*	*41,095*	*30,320*	*30,601*	*43,996*	*33,034*
TOTAL	2,661	2,445	3,058	3,888	2,760	2,67,415	2,49,616	2,85,390	2,88,942	3,09,059
***Carbonate and bicarbonate of ammonia (III. C) (a)*—**					Cwts.					
United Kingdom (*including* Channel Islands)	—	—	—	—	6,098	—	—	—	—	1,22,042
Hongkong	—	—	—	—	2	—	—	—	—	30
TOTAL BRITISH EMPIRE	—	—	—	—	6,098	—	—	—	—	1,22,072
Poland (*including* Danzig)	—	—	—	—	340	—	—	—	—	5,287
Germany	—	—	—	—	2,943	—	—	—	—	47,224
Other Foreign Countries	—	—	—	—	531	—	—	—	—	7,414
TOTAL FOREIGN COUNTRIES	—	—	—	—	3,814	—	—	—	—	59,925

(a) Separately specified from 1936-37.

No. 10—*continued*

ARTICLES, AND COUNTRIES OF CONSIGNMENT; ALSO SHARE OF EACH PROVINCE	QUANTITY					VALUE				
	1932-33	1933-34	1934-35	1935-36	1936-37	1932-33	1933-34	1934-35	1935-36	1936-37
Chemicals and chemical preparations (*excluding* chemical manures and medicines)—*continued*						R	R	R	R	R
Ammonia and salts thereof – continued										
Carbonate and bicarbonate of ammonia (III. C) (a) – continued					Cwts.					
Share of Bengal	—	—	—	—	*6,052*	—	—	—	—	*93,388*
,, *Bombay*	—	—	—	—	*1,920*	—	—	—	—	*32,822*
,, *Sind*	—	—	—	—	*706*	—	—	—	—	*13,435*
,, *Madras*	—	—	—	—	*1,448*	—	—	—	—	*25,015*
,, *Burma*	—	—	—	—	*686*	—	—	—	—	*18,237*
TOTAL	—	—	—	—	10,812	—	—	—	—	1,82,897
Muriate of ammonia (III. C) (a)—					Cwts.					
United Kingdom (*including* Channel Islands)	—	—	—	—	11,257	—	—	—	—	1,88,605
Hongkong	—	—	—	—	2	—	—	—	—	59
TOTAL BRITISH EMPIRE	—	—	—	—	11,259	—	—	—	—	1,88,664
Poland (*including* Danzig)	—	—	—	—	555	—	—	—	—	8,562
Germany	—	—	—	—	9,650	—	—	—	—	1,06,161
Belgium	—	—	—	—	8,150	—	—	—	—	90,547
France	—	—	—	—	1,091	—	—	—	—	14,654
Czechoslovakia	—	—	—	—	325	—	—	—	—	5,470
Other Foreign Countries	—	—	—	—	285	—	—	—	—	2,111
TOTAL FOREIGN COUNTRIES	—	—	—	—	20,056	—	—	—	—	2,27,505
Share of Bengal	—	—	—	—	*21,305*	—	—	—	—	*2,52,870*
,, *Bombay*	—	—	—	—	*5,283*	—	—	—	—	*92,412*
,, *Sind*	—	—	—	—	*3,879*	—	—	—	—	*54,527*
,, *Madras*	—	—	—	—	*888*	—	—	—	—	*7,014*
,, *Burma*	—	—	—	—	*460*	—	—	—	—	*9,346*
TOTAL	—	—	—	—	31,815	—	—	—	—	4,16,169
Others (III. C) (b)—	Cwts.	Cwts.	Cwts.	Cwts.	Cwts.					
United Kingdom (*including* Channel Islands)	21,452	23,126	23,060	23,608	6,326	4,06,927	4,27,194	5,08,017	5,40,663	1,17,318
Other British Possessions	..	..	4	1	40	9	9	118	41	255
TOTAL BRITISH EMPIRE	21,452	23,126	23,064	23,609	6,366	4,06,936	4,27,203	5,08,135	5,40,704	1,17,573
Poland (*including* Danzig)	12	720	1,124	466	254	234	11,484	15,662	11,620	3,331
Germany	14,698	10,363	14,699	11,756	1,746	2,98,141	1,68,515	1,96,681	1,60,628	34,175
Netherlands	455	1,298	562	3,940	967	6,215	21,366	12,452	35,062	14,733
Belgium	504	640	703	1,866	221	12,080	15,668	14,420	20,862	2,560
France	627	585	482	341	20	8,548	7,973	7,866	4,914	140
Italy (*including* Fiume)	219	64	17	..	..	6,587	1,702	659	..	..
Czechoslovakia	..	..	..	1,040	389	..	..	..	13,927	6,225
Japan	15	396	72	259	51	652	6,140	3,555	4,345	786
United States of America—										
Via Atlantic Coast	..	..	..	1,350	..	..	..	..	12,874	7
Other Foreign Countries	..	18	4	..	69	..	280	161	5	1,671
TOTAL FOREIGN COUNTRIES	16,530	14,084	17,669	21,018	3,847	3,28,857	2,35,068	2,49,456	2,64,237	63,628

(*a*) Separately specified from 1936-37.
(*b*) Excludes carbonate and bicarbonate of ammonia and muriate of ammonia from 1936-37.

No. 10—*continued*

ARTICLES AND COUNTRIES OF CONSIGNMENT; ALSO SHARE OF EACH PROVINCE	QUANTITY					VALUE				
	1932-33	1933-34	1934-35	1935-36	1936-37	1932-33	1933-34	1934-35	1935-36	1936-37
Chemicals and chemical preparations (*excluding* chemical manures and medicines)—*continued*						R	R	R	R	R
***Ammonia and salts thereof*—concluded**	Cwts.	Cwts.	Cwts.	Cwts.	Cwts.					
Others (III. C)—*continued*										
Share of Bengal	*20,052*	*21,702*	*27,631*	*23,776*	*2,735*	*3,49,923*	*3,42,474*	*3,93,503*	*3,71,921*	*49,648*
„ *Bombay*	*6,447*	*6,037*	*7,325*	*9,000*	*669*	*1,44,473*	*1,23,537*	*1,46,845*	*1,59,390*	*17,207*
„ *Sind*	*4,626*	*4,283*	*5,413*	*6,194*	*1,111*	*88,445*	*73,714*	*98,246*	*1,03,118*	*22,203*
„ *Madras*	*4,075*	*2,491*	*2,589*	*5,198*	*2,920*	*77,291*	*59,417*	*47,106*	*84,799*	*44,815*
„ *Burma*	*2,732*	*2,707*	*2,766*	*5,459*	*2,775*	*75,157*	*63,124*	*74,087*	*1,03,719*	*53,328*
TOTAL	37,982	37,270	45,723	54,627	10,213	7,35,293	6,62,266	7,57,591	8,04,941	1,86,201
***Total of Ammonia and salts thereof*—**	Cwts.	Cwts.	Cwts.	Cwts.	Cwts.					
United Kingdom (*including* Channel Islands)	22,906	24,916	29,906	35,182	26,348	5,70,566	6,13,129	6,85,974	7,10,885	6,42,679
Commonwealth of Australia	57	44	66	57	74	4,222	2,693	4,997	3,368	8,427
Other British Possessions	..	..	4	1	44	9	8	118	41	344
TOTAL BRITISH EMPIRE	22,963	24,960	29,976	35,240	26,461	5,74,797	6,15,830	6,91,089	7,14,244	6,51,450
Poland (*including* Danzig)	12	720	1,124	466	1,249	234	11,484	15,662	11,620	22,180
Germany	15,355	10,058	15,208	12,170	14,843	3,48,158	1,94,774	2,39,494	1,93,310	2,27,953
Netherlands	487	1,236	562	3,940	1,007	8,131	23,239	12,452	35,062	15,395
Belgium	702	649	800	1,866	3,668	26,651	16,254	19,848	20,862	98,581
France	627	585	483	341	1,111	8,548	7,973	7,866	4,914	14,794
Italy (*including* Fiume)	219	64	17	..	..	6,587	1,702	659	..	..
Czechoslovakia	..	..	..	1,040	714	..	..	..	13,927	11,605
Japan	15	438	72	259	633	652	12,300	1,555	4,345	11,508
Egypt	..	15	56	8	12	..	1,646	7,847	1,159	1,644
United States of America—										
Via Atlantic Coast	223	282	471	2,176	332	26,194	26,600	44,307	93,151	37,420
„ Pacific „	..	..	18	..	..	..	..	2,341	..	..
Other Foreign Countries	39	18	4	9	69	2,755	280	161	1,289	1,756
TOTAL FOREIGN COUNTRIES	17,680	14,755	18,815	22,275	23,639	4,27,911	2,96,252	3,51,892	3,79,639	4,42,876
Share of Bengal	*20,388*	*22,414*	*28,439*	*29,582*	*31,095*	*4,53,752*	*4,36,712*	*5,23,062*	*4,94,930*	*5,35,590*
„ *Bombay*	*7,141*	*6,632*	*8,167*	*9,805*	*8,567*	*1,90,389*	*1,63,314*	*2,02,874*	*2,12,230*	*1,92,401*
„ *Sind*	*5,124*	*4,922*	*6,007*	*6,726*	*6,361*	*1,55,225*	*1,56,033*	*1,76,182*	*1,69,966*	*1,76,347*
„ *Madras*	*4,162*	*2,539*	*2,963*	*5,228*	*4,761*	*81,390*	*62,544*	*56,224*	*86,043*	*77,043*
„ *Burma*	*3,333*	*3,152*	*3,215*	*6,074*	*4,316*	*1,16,252*	*91,444*	*1,04,688*	*1,12,718*	*1,12,946*
TOTAL	40,643	39,715	48,791	57,515	55,100	10,02,708	9,12,052	10,42,981	10,93,883	10,94,326
***Arsenic and its oxides* (III. C)—**	Cwts.	Cwts.	Cwts.	Cwts.	Cwts.					
United Kingdom (*including* Channel Islands)	5	136	29	283	376	217	2,977	1,611	7,123	9,752
Hongkong	683	865	633	851	1,008	37,290	43,295	25,501	31,625	35,406
Other British Possessions	4	..	..	..	..	187	..	..	..	..
TOTAL BRITISH EMPIRE	692	1,001	662	1,131	1,384	37,694	46,272	27,112	38,763	45,158
Germany	680	789	717	795	466	11,904	14,311	15,398	14,911	10,573
Belgium	281	328	90	324	408	5,552	5,924	2,009	5,203	6,231
Italy (*including* Fiume)	..	30	26	..	..	..	5,313	5,113	..	..
Turkey, European	45	9	7	5	..	7,513	873	1,787	1,275	..
Turkey, Asiatic	..	..	..	16	123	..	..	..	3,400	16,339
Iran	142	2	..	9	..	5,310	55	..	301	..
Japan	9	20	460	242	1,228	339	251	4,193	2,126	8,717
China (*exclusive* of Hong-Kong and Macao)	317	149	387	371	284	14,131	6,218	17,258	12,870	8,475
Other Foreign Countries	28	36	32	19	161	4,087	1,507	1,155	889	2,084
TOTAL FOREIGN COUNTRIES	1,502	1,368	1,719	1,781	2,670	48,836	34,352	46,913	40,975	53,419
Share of Bengal	*918*	*1,140*	*1,184*	*1,466*	*2,154*	*21,560*	*26,503*	*29,067*	*29,733*	*30,315*
„ *Bombay*	*1,047*	*1,011*	*970*	*1,168*	*1,210*	*36,329*	*27,703*	*37,689*	*42,647*	*51,517*
„ *Sind*	*85*	*107*	*125*	*132*	*193*	*1,935*	*2,343*	*4,215*	*3,358*	*4,497*
„ *Madras*	*97*	*51*	*14*	*68*	*337*	*4,993*	*2,173*	*644*	*3,374*	*9,479*
„ *Burma*	*47*	*55*	*38*	*81*	*160*	*1,633*	*1,403*	*2,333*	*2,116*	*2,769*
TOTAL	2,194	2,364	2,381	2,915	4,054	86,520	80,624	74,028	79,728	98,577

No. 10—*continued*

ARTICLES AND COUNTRIES OF CONSIGNMENT; ALSO SHARE OF EACH PROVINCE	QUANTITY					VALUE				
	1932-33	1933-34	1934-35	1935-36	1936-37	1932-33	1933-34	1934-35	1935-36	1936-37
Chemicals and chemical preparations (*excluding* chemical manures and medicines)—*continued*						R	R	R	R	R
***Bleaching materials*—**										
Bleaching powder (calcium hypochlorate, chloride of lime) (III. C)—	Cwts.	Cwts.	Cwts.	Cwts.	Cwts.					
United Kingdom (*including* Channel Islands)	97,803	105,037	114,806	129,256	129,755	5,56,623	5,36,257	5,95,659	6,61,442	5,90,473
Other British Possessions	..	11	2	..	..	..	228	31	..	..
TOTAL BRITISH EMPIRE	97,803	105,048	114,808	129,256	129,755	5,56,623	5,36,485	5,95,690	6,61,442	5,90,473
Germany	22,532	18,163	19,771	23,338	19,156	2,70,697	2,08,238	2,27,545	2,06,313	2,07,939
Belgium	341	..	1,444	..	750	3,404	..	5,443	12	3,384
France	7,951	1,785	2,789	..	..	42,528	7,104	15,287	..	..
Italy (*including* Fiume)	14,429	19,656	48,084	23,278	2,553	71,822	89,577	2,13,052	90,098	9,800
Japan	534	3,925	5,156	24,922	11,297	3,818	46,421	71,661	1,67,801	1,01,685
Other Foreign Countries	22	..	35	..	3	1,429	1	2,876	10	306
TOTAL FOREIGN COUNTRIES	45,809	43,529	77,279	71,588	33,759	3,98,898	3,51,341	5,35,864	5,24,234	3,23,114
Share of Bengal	*57,113*	*67,797*	*83,619*	*97,265*	*102,906*	*3,45,033*	*3,64,880*	*4,48,639*	*4,95,789*	*4,82,159*
„ *Bombay*	*74,145*	*69,382*	*90,355*	*83,844*	*40,416*	*4,69,422*	*3,93,413*	*4,96,337*	*5,09,174*	*2,54,099*
„ *Sind*	*4,248*	*6,648*	*6,698*	*9,642*	*9,570*	*27,317*	*39,729*	*42,494*	*60,026*	*51,037*
„ *Madras*	*7,438*	*5,374*	*9,888*	*8,691*	*9,713*	*1,08,635*	*82,530*	*1,36,719*	*1,10,076*	*1,19,868*
„ *Burma*	*668*	*286*	*1,134*	*1,452*	*909*	*4,224*	*2,274*	*7,355*	*10,611*	*6,424*
TOTAL	143,612	149,487	191,587	200,794	163,514	9,55,581	8,87,826	11,31,554	11,85,676	9,13,587
Other sorts (III. C)—	Cwts.	Cwts.	Cwts.	Cwts.	Cwts.					
United Kingdom (*including* Channel Islands)	7,175	1,457	937	857	725	88,034	43,162	22,644	32,182	27,945
Other British Possessions	..	..	..	..	10	..	..	..	..	144
TOTAL BRITISH EMPIRE	7,175	1,457	937	857	735	88,034	43,162	22,644	32,182	28,089
Germany	300	1,025	956	2,661	869	6,766	9,631	8,945	25,600	7,410
Other Foreign Countries	45	..	12	69	20	1,002	..	986	562	289
TOTAL FOREIGN COUNTRIES	345	1,025	968	2,730	889	7,768	9,631	9,931	26,162	7,699
Share of Bengal	*5,631*	..	..	*260*	*100*	*40,969*	..	..	*1,831*	*1,023*
„ *Bombay*	*1,105*	*496*	*656*	*572*	*350*	*14,569*	*5,555*	*5,881*	*6,163*	*4,106*
„ *Sind*	*150*	*247*	*155*	*285*	*264*	*11,966*	*18,643*	*12,817*	*25,619*	*22,358*
„ *Burma*	*534*	*1,739*	*1,224*	*2,530*	*970*	*28,298*	*28,645*	*13,377*	*21,331*	*8,302*
TOTAL	7,520	2,482	3,005	3,587	1,624	95,802	52,843	32,575	58,344	35,788
***Total of Bleaching materials*—**	Cwts.	Cwts.	Cwts.	Cwts.	Cwts.					
United Kingdom (*including* Channel Islands)	104,978	107,394	115,243	130,113	130,480	6,44,657	5,79,419	6,18,303	6,93,624	6,18,418
Other British Possessions	..	11	2	..	10	..	228	31	..	144
TOTAL BRITISH EMPIRE	104,978	107,405	115,245	130,113	130,490	6,44,657	5,79,647	6,18,334	6,93,624	6,18,562
Germany	22,832	19,188	20,727	25,999	20,025	2,77,668	2,17,919	2,36,490	2,91,913	2,15,349
Netherlands	22	..	35	..	3	1,429	1	2,876	10	306
Belgium	386	..	1,444	..	750	4,406	..	5,443	12	3,384
France	7,951	1,785	2,789	..	..	42,528	7,104	15,287	..	..
Italy (*including* Fiume)	14,429	19,656	48,084	23,317	2,553	71,822	89,577	2,13,052	90,315	9,800
Japan	534	3,925	5,168	24,952	11,317	3,818	46,421	72,647	1,68,146	1,01,974
TOTAL FOREIGN COUNTRIES	46,154	44,564	78,247	74,268	34,648	4,00,666	3,61,022	5,45,795	5,50,396	3,20,813
Share of Bengal	*62,744*	*67,797*	*83,619*	*97,465*	*1,03,006*	*3,85,992*	*3,64,880*	*4,48,639*	*4,97,620*	*4,83,181*
„ *Bombay*	*75,250*	*69,878*	*90,781*	*84,416*	*40,766*	*4,83,991*	*4,03,968*	*5,02,218*	*5,15,737*	*2,58,205*
„ *Sind*	*4,398*	*6,895*	*6,851*	*9,927*	*9,834*	*39,283*	*58,372*	*55,311*	*85,645*	*73,395*
„ *Madras*	*7,438*	*5,374*	*9,888*	*8,691*	*9,713*	*1,08,635*	*82,530*	*1,36,719*	*1,10,076*	*1,19,868*
„ *Burma*	*1,202*	*2,025*	*2,358*	*3,982*	*1,879*	*32,522*	*30,919*	*21,342*	*34,942*	*14,726*
TOTAL	151,132	151,969	198,492	204,861	165,138	10,51,333	9,40,609	11,64,129	12,44,020	9,49,375

No. 10—*continued*

ARTICLES, AND COUNTRIES OF CONSIGNMENT; ALSO SHARE OF EACH PROVINCE	QUANTITY					VALUE				
	1932-33	1933-34	1934-35	1935-36	1936-37	1932-33	1933-34	1934-35	1935-36	1936-37
						R	R	R	R	R
Chemicals and chemical preparations (*excluding* chemical manures and medicines)—*continued*										
Calcium Compounds—										
Calcium carbide (III. C)—	Cwts.	Cwts.	Cwts.	Cwts.	Cwts.					
United Kingdom (*including* Channel Islands)	750	106	226	295	486	10,415	1,880	2,456	4,557	4,665
Union of South Africa	2,153	1,535	909	1,334	992	37,739	24,394	15,923	19,648	13,732
Canada—										
Viâ Atlantic Coast	8,651	7,532	13,559	20,732	22,393	1,49,194	1,05,473	1,80,632	2,60,282	2,99,529
„ Pacific	..	..	335	776	..	..	..	5,019	8,940	..
Commonwealth of Australia	1,400	1,220	181	..	..	18,862	17,808	3,240	..	..
TOTAL BRITISH EMPIRE	12,954	10,393	15,300	23,137	23,871	2,16,210	1,49,555	2,07,270	2,93,427	3,17,926
U. S. S. R.—										
Southern	..	..	295	..	..	..	..	5,700	..	..
Sweden	1,088	689	1,181	400	..	16,914	9,828	17,716	5,762	
Norway	2,449	2,544	1,743	3,555	6,062	35,427	34,780	22,083	46,700	60,542
Germany	1,265	2,003	1,354	1,073	10	17,569	31,196	15,757	12,430	114
Netherlands	6,233	1,638	10	13	7	75,245	20,629	131	177	80
Belgium	230	720	1,329	..	12	2,811	12,643	18,888	..	147
Italy (*including* Fiume)	2,024	1,291	98	10	10	26,419	16,900	1,090	142	81
Czechoslovakia	945	..	..	98	..	13,264	..	..	1,024	..
Japan	22,704	21,931	25,845	32,091	32,961	2,80,380	2,46,550	2,54,635	2,64,987	2,67,834
United States of America—										
Viâ Atlantic Coast	2,418	6,922	8,129	6,321	2,089	42,565	1,11,864	1,21,838	87,977	25,276
„ Pacific	..	106	..	..	324	..	1,856	..	..	4,862
Other Foreign Countries	256	595	355	40	69	3,245	7,847	4,291	320	950
TOTAL FOREIGN COUNTRIES	39,612	38,489	40,339	43,601	41,544	5,13,839	4,93,798	4,62,129	4,19,519	3,68,886
Share of Bengal	*29,672*	*29,907*	*34,574*	*35,891*	*35,835*	*4,03,821*	*3,91,317*	*4,10,241*	*3,52,512*	*3,34,387*
„ *Bombay*	*5,122*	*4,108*	*3,907*	*6,690*	*6,478*	*66,015*	*49,995*	*43,281*	*70,567*	*69,961*
„ *Sind*	*2,201*	*2,967*	*2,316*	*3,409*	*2,484*	*29,682*	*38,056*	*23,121*	*35,434*	*22,519*
„ *Madras*	*8,770*	*7,430*	*8,671*	*11,354*	*9,393*	*1,04,894*	*80,794*	*97,808*	*1,30,519*	*1,07,193*
„ *Burma*	*6,801*	*4,420*	*6,171*	*9,394*	*11,225*	*1,20,637*	*74,186*	*94,948*	*1,23,614*	*1,52,752*
TOTAL	52,566	48,982	55,639	66,728	65,415	7,30,049	6,43,348	6,69,399	7,12,946	6,86,812

No. 10—*continued*

ARTICLES, AND COUNTRIES OF CONSIGNMENT; ALSO SHARE OF EACH PROVINCE	QUANTITY					VALUE				
	1932-33	1933-34	1934-35	1935-36	1936-37	1932-33	1933-34	1934-35	1935-36	1936-37
						R	R	R	R	R
Chemicals and chemical preparations (*excluding* chemical manures and medicines)—*continued*										
Calcium compounds—*contd.*										
Calcium chloride (III. C) (a)—					Cwts.					
United Kingdom (*including* Channel Islands)	—	—	—	—	16,651	—	—	—	—	70,477
Straits Settlements	—	—	—	—	10	—	—	—	—	39
TOTAL BRITISH EMPIRE	—	—	—	—	16,661	—	—	—	—	70,516
Japan	—	—	—	—	1,576	—	—	—	—	5,181
Other Foreign Countries	—	—	—	—	137	—	—	—	—	2,371
TOTAL FOREIGN COUNTRIES	—	—	—	—	1,713	—	—	—	—	7,552
Share of Bengal	—	—	—	—	*6,935*	—	—	—	—	*31,757*
,, *Bombay*	—	—	—	—	*4,657*	—	—	—	—	*16,566*
,, *Sind*	—	—	—	—	*875*	—	—	—	—	*3,206*
,, *Madras*	—	—	—	—	*2,357*	—	—	—	—	*7,888*
,, *Burma*	—	—	—	—	*3,550*	—	—	—	—	*18,651*
TOTAL	—	—	—	—	18,374	—	—	—	—	78,068
Copperas (ferrous sulphate) (III. C)—	Cwts.	Cwts.	Cwts.	Cwts.	Cwts.					
United Kingdom (*including* Channel Islands)	4,178	2,948	1,248	838	506	14,884	12,795	8,726	5,924	3,784
TOTAL FOREIGN COUNTRIES	2,149	2,538	55	1,121	1,739	6,447	6,901	552	4,344	6,289
Share of Bengal	*4,265*	*2,739*	*32*	*28*	*672*	*11,201*	*7,264*	*1,934*	*1,149*	*3,461*
,, *Bombay*	*16*	*255*	*11*	*34*	*22*	*55*	*1,464*	*572*	*1,195*	*968*
,, *Sind*	*1,095*	*1,947*	*835*	*1,361*	*1,174*	*6,185*	*5,175*	*4,488*	*5,749*	*6,130*
,, *Madras*	*750*	*538*	*399*	*892*	*372*	*3,334*	*2,364*	*1,880*	*1,481*	*4,074*
,, *Burma*	*101*	*7*	*26*	*144*	*4*	*456*	*339*	*434*	*694*	*240*
TOTAL	6,327	5,486	1,303	1,959	2,245	21,331	19,690	9,278	10,263	15,078
Copper sulphate (III. C)—	Cwts.	Cwts.	Cwts.	Cwts.	Cwts.					
United Kingdom (*including* Channel Islands)	17,216	26,075	25,279	26,260	27,935	1,21,250	3,28,431	3,09,411	3.57.188	2,64,706

(a) Separately specified from 1936-37.

No. 10—*continued*

ARTICLES, AND COUNTRIES OF CONSIGNMENT; ALSO SHARE OF EACH PROVINCE	Quantity					Value				
	1933-34	1934-35	1935-36	1936-37	1937-38	1933-34	1934-35	1935-36	1936-37	1937-38
Chemicals and chemical preparations (*excluding* chemical manures and medicines)—continued						Rs	Rs	Rs	Rs	Rs
***Copper sulphate (III. C)*—continued**	Cwts.	Cwts.	Cwts.	Cwts.	Cwts.					
Germany	2,320	832	2,600	400	3,572	27,252	10,560	41,786	5,059	45,444
Belgium	--	..	1,602	4,528	1,650	2	..	20,232	57,725	23,050
Italy (*including* Fiume)	1,040	--	..	..	200	11,169	..	..	..	2,378
Japan	..	505	1,759	138	67	..	4,001	19,443	566	441
Other Foreign Countries	20	..	..	100	4	230	1	..	1,552	69
TOTAL FOREIGN COUNTRIES	3,380	1,337	6,961	5,166	5,523	38,653	14,562	81,461	64,902	71,382
Share of Bengal	*4,067*	*4,067*	*4,520*	*7,534*	*5,243*	*50,893*	*57,392*	*93,098*	*47,169*	*67,607*
,, *Bombay*	*3,953*	*3,131*	*5,443*	*1,531*	*2,516*	*48,930*	*39,125*	*68,236*	*20,222*	*31,144*
,, *Sind*	*1,420*	*2,230*	*1,130*	*339*	*770*	*17,717*	*27,556*	*14,765*	*10,548*	*9,939*
,, *Madras*	*17,802*	*14,818*	*19,899*	*25,960*	*14,042*	*2,21,524*	*1,96,523*	*2,44,951*	*2,29,073*	*1,83,986*
,, *Burma*	*2,314*	*1,977*	*1,216*	*1,528*	*344*	*28,030*	*3,693*	*13,694*	*23,667*	*10,958*
TOTAL	29,456	26,666	35,221	38,101	22,739	3,67,084	3,24,073	4,38,644	3,29,603	2,92,632
***Disinfectants*—**										
Naphthalene (III.C)—United Kingdom (*including* Channel Islands)	Cwts. 186	Cwts. 245	Cwts. 175	Cwts. 666	Cwts. 24	2,478	2,449	2,164	12,923	522
Other British Possessions	141	..	..	22	10	1,620	7	2	480	117
TOTAL BRITISH EMPIRE	327	245	175	688	34	4,098	2,456	2,166	13,403	639
Germany	1,858	1,804	2,064	20	736	21,966	15,583	22,211	418	9,566
Belgium	10,417	9,181	3,172	4,188	6,473	1,20,649	1,00,551	34,599	80,424	76,556
Japan	1,734	656	254	4,959	467	21,251	7,948	3,252	25,389	5,709
China (*exclusive* of Hongkong and Macao)	..	..	..	177	..	..	..	..	68,926	..
Other Foreign Countries	10	110	..	..	226	496	1,067	3	16	2,950
TOTAL FOREIGN COUNTRIES	14,019	11,251	5,490	9,344	7,903	1,64,382	1,25,149	60,064	175,173	94,871
Share of Bengal	*3,623*	*4,272*	*1,105*	*1,677*	*2,679*	*42,552*	*47,219*	*11,684*	*35,934*	*32,715*
,, *Bombay*	*3,251*	*3,533*	*719*	*3,275*	*1,764*	*46,355*	*39,790*	*6,475*	*57,557*	*21,216*
,, *Sind*	*4,988*	*1,649*	*2,697*	*3,076*	*1,779*	*64,218*	*16,457*	*27,469*	*61,239*	*19,118*
,, *Madras*	*1,262*	*1,631*	*654*	*715*	*936*	*16,416*	*11,592*	*6,872*	*12,467*	*11,530*
,, *Burma*	*1,123*	*970*	*490*	*1,257*	*773*	*9,341*	*12,617*	*7,780*	*23,464*	*10,221*
TOTAL	14,246	11,496	5,665	10,032	7,936	1,68,680	1,28,605	62,330	1,88,581	96,810
Opium (III. C)—	Cwts.	Cwts.	Cwts.	Cwts.	Cwts.					
United Kingdom (*including* Channel Islands)	24,666	13,404	14,181	12,940	18,712	3,40,222	2,71,453	2,73,753	2,46,277	3,17,099
Commonwealth of Australia	181	122	152	132	125	7,277	5,052	5,513	5,292	5,169
Other British Possessions	114	226	253	254	104	6,051	4,601	7,218	5,059	2,658
TOTAL BRITISH EMPIRE	24,961	13,752	14,586	13,326	18,941	3,53,550	2,81,106	2,86,479	2,56,628	3,24,926
Germany	159	448	45	25	129	11,524	7,113	4,426	2,794	2,575
France	20	90	..	..	29	721	5,983	..	10	2,857
Japan	522	608	1,589	1,092	351	29,576	30,948	70,049	49,481	28,325
United States of America—*Vid* Atlantic Coast	1,570	1,905	3,179	3,868	2,302	1,28,707	1,35,785	1,82,564	1,75,038	2,32,327
,, Pacific ,,	..	..	..	..	..	6	..	..	..	..
Other Foreign Countries	205	136	23	159	7	3,663	1,885	3,674	4,084	216
TOTAL FOREIGN COUNTRIES	2,476	3,188	4,836	5,149	2,818	1,74,204	2,31,609	2,60,713	2,32,257	2,66,300
Share of Bengal	*10,244*	*3,665*	*3,513*	*2,784*	*7,203*	*1,28,538*	*1,28,215*	*1,30,945*	*1,33,878*	*1,11,714*
,, *Bombay*	*9,212*	*6,235*	*7,650*	*7,545*	*6,995*	*2,43,080*	*2,43,158*	*2,31,931*	*2,66,168*	*2,46,157*
,, *Sind*	*3,680*	*2,805*	*2,868*	*1,832*	*3,349*	*54,644*	*54,599*	*49,492*	*48,008*	*29,625*
,, *Madras*	*2,459*	*3,054*	*3,131*	*3,850*	*2,048*	*57,655*	*59,168*	*59,797*	*55,838*	*56,674*
,, *Burma*	*1,842*	*2,081*	*2,266*	*2,464*	*2,164*	*47,315*	*37,611*	*41,150*	*45,221*	*44,915*
TOTAL	27,437	16,940	19,422	18,475	21,759	5,91 226	5,57,754	5,12,715	5,47,193	5,88,885

No. 10—*continued*

ARTICLES, AND COUNTRIES OF CONSIGNMENT; ALSO SHARE OF EACH PROVINCE	QUANTITY					VALUE				
	1932-33	1933-34	1934-35	1935-36	1936-37	1932-33	1933-34	1934-35	1935-36	1936-37
Chemicals and chemical preparations (*excluding* chemical manures and medicines)—*continued*						R	R	R	R	R
***Disinfectants*—continued**										
***Total of Disinfectants*—**	Cwts.	Cwts.	Cwts.	Cwts.	Cwts.					
United Kingdom (*including* Channel Islands)	18,736	24,852	13,649	14,856	13,606	3,17,621	3,42,700	2,74,902	2,75,917	2,59,205
Commonwealth of Australia	125	181	122	152	132	5,169	7,277	5,052	5,518	5,292
Other British Possessions	114	255	226	253	276	2,775	7,871	4,608	7,215	5,539
TOTAL BRITISH EMPIRE	18,975	25,288	13,997	14,761	14,014	3,25,565	3,57,848	2,84,562	2,88,645	2,70,036
Germany	865	2,017	1,752	2,109	45	12,141	33,510	22,696	26,687	3,212
Belgium	6,473	10,609	9,260	3,172	4,288	76,556	1,28,195	1,01,297	34,599	82,717
France	50	20	90	..	..	3,247	721	5,933	..	10
Japan	818	2,256	1,264	1,843	6,051	34,124	50,829	38,891	73,301	74,820
China (*exclusive* of Hongkong and Macão)	1	..	..	1	178	51	..	9	67	69,195
United States of America—*Vid* Atlantic Coast	2,302	1,570	1,906	3,179	3,863	2,32,327	1,28,707	1,35,735	1,32,504	1,75,954
„ Pacific „	..	..	..	..	..	..	6	..	..	..
Other Foreign Countries	202	93	167	22	68	2,725	1,618	2,197	3,609	1,522
TOTAL FOREIGN COUNTRIES	10,720	16,495	14,439	10,326	14,493	3,61,171	3,38,586	3,56,758	3,20,777	4,07,480
Share of Bengal	*9,888*	*13,867*	*7,937*	*4,618*	*4,461*	*2,21,247*	*1,70,779*	*1,77,264*	*1,45,656*	*1,10,698*
„ *Bombay*	*8,759*	*13,483*	*9,768*	*3,369*	*10,820*	*2,64,896*	*2,94,413*	*2,71,651*	*2,74,633*	*3,03 714*
„ *Sind*	*5,125*	*5,662*	*4,545*	*5,560*	*4,910*	*73,763*	*1,03,817*	*65,949*	*75,412*	*90,654*
„ *Madras*	*2,934*	*3,391*	*3,135*	*3,735*	*4,565*	*69,185*	*75,582*	*71,339*	*60,710*	*69,081*
„ *Burma*	*2,943*	*2,964*	*3,051*	*2,765*	*3,751*	*57,646*	*46,852*	*55,067*	*53,011*	*73,319*
TOTAL	29,696	41,783	28,436	25,067	28,507	6,86,736	6,96,424	6,41,320	6,09,422	6,77,466
***Glycerine (III. C)*—**	Cwts.	Cwts.	Cwts.	Cwts.	Cwts.					
United Kingdom (*including* Channel Islands)	8,118	11,153	9,721	8,115	600	2,54,531	3,53,202	3,43,811	3,36,003	34,719
Other British Possessions	..	..	1	..	..	..	..	64	..	..
TOTAL BRITISH EMPIRE	8,118	11,153	9,722	8,115	600	2,54,531	3,53,202	3,43,875	3,36,003	34,719
Denmark	..	..	..	292	..	..	..	..	17,948	..
Germany	1,432	334	1,117	160	47	44,234	12,005	39,077	12,225	5,529
Netherlands	273	349	82	793	108	9,455	10,443	2,742	44,295	4,811
Belgium	120	..	..	128	20	3,680	3	43	5,106	960
Java	..	..	..	190	1,164	..	..	..	3,667	23,072
China (*exclusive* of Hongkong Macão)	..	..	..	93	..	..	..	..	5,915	..
Other Foreign Countries	47	19	67	62	17	1,166	1,090	4,153	2,587	985
TOTAL FOREIGN COUNTRIES	1,872	702	1,266	1,723	1,356	58,475	23,541	46,015	91,743	35,657
Share of Bengal	*4,950*	*5,857*	*4,950*	*4,313*	*326*	*1,52,538*	*1,84,617*	*1,67,803*	*2,00,098*	*21,984*
„ *Bombay*	*2,724*	*3,210*	*3,332*	*3,781*	*1,560*	*83,155*	*1,04,564*	*1,19,651*	*1,49,886*	*42,893*
„ *Sind*	*1,588*	*1,686*	*1,057*	*719*	*49*	*52,818*	*52,968*	*41,851*	*33,706*	*4,257*
„ *Madras*	*645*	*912*	*1,509*	*732*	*14*	*21,110*	*27,304*	*55,643*	*30,424*	*866*
„ *Burma*	*83*	*190*	*140*	*303*	*7*	*3,387*	*7,289*	*5,542*	*13,652*	*376*
TOTAL	9,990	11,855	10,988	9,888	1,956	3,13,006	3,76,743	3,89,900	4,27,746	70,376
***Lead compounds*—**										
Acetate (III. C)—	Cwts.	Cwts.	Cwts.	Cwts.	Cwts.					
United Kingdom (*including* Channel Islands)	314	302	134	41	28	4,940	6,819	3,685	1,167	936
Germany	1,897	1,554	1,919	1,441	1,133	48,485	34,870	42,492	30,036	26,539
Netherlands	219	70	4	78	358	5,480	1,585	225	2,093	7,300
Other Foreign Countries	41	171	147	61	54	1,219	3,969	3,217	1,400	1,093
TOTAL FOREIGN COUNTRIES	2,157	1,795	2,070	1,580	1,595	55,184	40,374	45,944	33,499	34,932

No. 10—*continued*

ARTICLES, AND COUNTRIES OF CONSIGNMENT; ALSO SHARE OF EACH PROVINCE	QUANTITY					VALUE				
	1932-33	1933-34	1934-35	1935-36	1936-37	1932-33	1933-34	1934-35	1935-36	1936-37
						R	R	R	R	R
Chemicals and chemical preparations (*excluding* chemical manures and medicines)—*continued*										
Lead compounds—continued										
Acetate (III. C)—*continued*	Cwts.	Cwts.	Cwts.	Cwts.	Cwts.					
Share of Bengal	*128*	*24*	*95*	*16*	*132*	*3,464*	*1,522*	*2,664*	*399*	*3,107*
„ *Bombay*	*2,093*	*1,639*	*1,555*	*1,417*	*1,243*	*53,057*	*36,762*	*33,559*	*30,930*	*27,827*
„ *Sind*	..	*10*	*6*	*6*	*2*	*22*	*385*	*357*	*296*	*134*
„ *Madras*	*145*	*363*	*547*	*182*	*346*	*3,581*	*8,461*	*13,119*	*3,809*	*4,500*
„ *Burma*	..	*1*	*1*	*1*	..	..	*67*	*40*	*32*	..
TOTAL	2,371	2,097	2,204	1,621	1,623	60,124	47,196	49,629	34,666	35,568
Litharge (III. C)—	Cwts.	Cwts.	Cwts.	Cwts.	Cwts.					
United Kingdom (*including* Channel Islands)	407	608	1,542	1,035	1,007	6,509	10,117	24,463	18,034	23,644
France	500	505	..	..	100	6,994	6,808	..	..	2,006
Italy (*including* Fiume)	..	280	587	50	10	..	3,597	7,662	633	169
Japan	231	252	254	488	1,216	3,469	3,046	3,229	6,607	18,842
Other Foreign Countries	50	79	184	50	110	787	1,304	3,175	754	2,317
TOTAL FOREIGN COUNTRIES	831	1,116	1,025	588	1,436	11,250	14,755	14,066	7,994	23,334
Share of Bengal	*350*	*151*	*171*	*467*	*1,143*	*4,623*	*2,047*	*2,370*	*7,944*	*20,670*
„ *Bombay*	*771*	*1,253*	*2,107*	*770*	*549*	*11,106*	*18,725*	*30,379*	*12,084*	*16,819*
„ *Sind*	..	*29*	*8*	*4*	*11*	..	*503*	*429*	*116*	*401*
„ *Madras*	*66*	*181*	*260*	*249*	*316*	*1,288*	*3,433*	*4,893*	*4,568*	*6,809*
„ *Burma*	*51*	*10*	*21*	*143*	*124*	*742*	*164*	*358*	*2,106*	*2,479*
TOTAL	1,238	1,724	2,567	1,633	2,443	17,759	24,872	38,529	26,028	46,978
Others (III. C)—	Cwts.	Cwts.	Cwts.	Cwts.	Cwts.					
United Kingdom (*including* Channel Islands)	326	591	265	326	290	7,156	12,468	5,677	8,630	7,731
Germany	17	140	174	143	230	489	7,257	6,141	5,589	9,770
Belgium	..	4	200	500	295	..	443	3,349	9,586	6,924
Other Foreign Countries	7	12	266	18	47	238	327	4,759	1,197	4,122
TOTAL FOREIGN COUNTRIES	24	156	640	661	572	727	8,532	14,249	16,372	20,816
Share of Bengal	*337*	*619*	*838*	*892*	*641*	*7,181*	*15,282*	*16,583*	*20,784*	*20,631*
„ *Bombay*	*2*	*31*	*23*	*25*	*62*	*114*	*2,297*	*1,225*	*1,721*	*3,288*
„ *Sind*	*1*	*8*	*15*	*11*	*7*	*22*	*690*	*931*	*668*	*667*
„ *Madras*	*10*	*88*	*29*	*55*	*149*	*562*	*2,651*	*1,001*	*1,493*	*3,795*
„ *Burma*	..	*1*	..	*4*	*3*	*44*	*80*	*186*	*396*	*266*
TOTAL	350	747	905	987	862	7,883	21,000	19,926	25,002	28,547
***Total of Lead compounds*—**	Cwts.	Cwts.	Cwts.	Cwts.	Cwts.					
United Kingdom (*including* Channel Islands)	947	1,501	1,941	1,402	1,325	18,605	29,404	33,825	27,831	32,311
Germany	1,944	1,727	2,163	1,634	1,454	49,447	42,708	49,918	36,879	37,139
Netherlands	226	72	208	88	365	5,718	1,913	4,021	3,046	8,335
Belgium	60	148	350	558	315	1,258	3,412	5,827	10,859	7,353
France	500	505	..	..	100	6,994	6,808	..	..	2,006
Italy (*including* Fiume)	..	280	587	50	10	..	3,597	7,662	633	169
Japan	231	327	353	499	1,259	3,469	4,843	5,361	6,948	20,045
Other Foreign Countries	1	8	69	..	100	275	380	1,470	..	4,035
TOTAL FOREIGN COUNTRIES	3,012	3,067	3,735	2,829	3,603	67,161	63,661	74,259	57,865	79,082
Share of Bengal	*815*	*854*	*1,104*	*1,374*	*1,916*	*15,218*	*18,857*	*21,407*	*28,827*	*44,408*
„ *Bombay*	*2,871*	*3,023*	*3,685*	*2,312*	*2,154*	*64,377*	*57,784*	*65,363*	*43,965*	*47,734*
„ *Sind*	*1*	*47*	*29*	*21*	*20*	*54*	*1,578*	*1,717*	*1,080*	*1,102*
„ *Madras*	*921*	*633*	*836*	*477*	*711*	*5,431*	*14,545*	*19,013*	*9,797*	*15,404*
„ *Burma*	*51*	*12*	*22*	*147*	*127*	*786*	*201*	*584*	*2,534*	*2,745*
TOTAL	3,959	4,568	5,676	4,231	4,928	85,766	93,065	1,08,084	85,696	1,11,393

No. 10—*continued*

ARTICLES, AND COUNTRIES OF CONSIGNMENT; ALSO SHARE OF EACH PROVINCE	QUANTITY					VALUE				
	1932-33	1933-34	1934-35	1935-36	1936-37	1932-33	1933-34	1934-35	1935-36	1936-37
Chemicals and chemical preparations (*excluding* chemical manures and medicines)—*continued*						R	R	R	R	R
Magnesium compounds—										
Chloride (III. C)—	Cwts.	Cwts.	Cwts.	Cwts.	Cwts.					
United Kingdom (*including* Channel Islands)	1,067	951	1,164	557	165	14,442	10,780	15,267	8,258	2,486
Other British Possessions	..	..	964	..	19	..	..	3,046	..	80
TOTAL BRITISH EMPIRE	1,067	951	2,128	557	184	14,442	10,780	18,313	8,258	2,566
Germany	18,103	16,104	13,389	10,463	13,445	60,682	53,412	43,427	33,076	43,716
Japan	..	3,100	675	200	1,020	..	5,812	1,655	770	1,948
Other Foreign Countries	87	129	10	126	..	692	817	95	561	..
TOTAL FOREIGN COUNTRIES	18,190	19,333	14,224	10,779	14,465	61,374	59,541	45,177	34,407	45,664
Share of Bengal	*5,913*	*6,926*	*5,189*	*3,855*	*5,869*	*19,192*	*19,817*	*15,530*	*11,894*	*18,097*
" *Bombay*	*10,965*	*12,831*	*9,702*	*6,330*	*7,721*	*37,065*	*37,338*	*32,248*	*19,148*	*23,709*
" *Sind*	*2*	..	*5*	*70*	*1*	*25*	*5*	*104*	*277*	*73*
" *Madras*	*1,459*	*679*	*474*	*517*	*823*	*5,656*	*3,211*	*2,313*	*3,445*	*3,767*
" *Burma*	*937*	*950*	*932*	*664*	*236*	*12,878*	*9,900*	*13,295*	*8,901*	*2,584*
TOTAL	19,257	20,284	16,352	11,336	14,649	76,816	70,271	63,490	42,665	48,230
Sulphate (III. C)—	Cwts.	Cwts.	Cwts.	Cwts.	Cwts.					
United Kingdom (*including* Channel Islands)	637	1,033	1,173	1,284	1,271	11,919	20,181	22,119	23,549	26,025
Other British Possessions	39	60	20	60	79	157	260	60	180	215
TOTAL BRITISH EMPIRE	676	1,093	1,193	1,364	1,350	12,076	20,441	22,179	23,729	26,240
Germany	9,260	11,188	6,235	7,030	7,266	30,946	34,035	18,796	22,274	20,950
Japan	150	7,763	2,201	3,468	2,297	381	16,480	4,583	6,812	5,233
Other Foreign Countries	198	..	78	1	..	665	2	882	42	10
TOTAL FOREIGN COUNTRIES	9,608	18,951	8,514	10,499	9,563	31,992	50,517	24,261	29,128	26,193
Share of Bengal	*2,840*	*5,348*	*2,635*	*3,900*	*2,057*	*13,088*	*17,226*	*8,874*	*11,939*	*10,058*
" *Bombay*	*958*	*6,086*	*1,610*	*2,410*	*1,702*	*6,021*	*25,382*	*13,397*	*21,783*	*20,000*
" *Sind*	*3,593*	*5,239*	*4,381*	*2,893*	*4,202*	*11,781*	*15,188*	*11,443*	*7,281*	*10,388*
" *Madras*	*1,612*	*2,281*	*505*	*736*	*807*	*6,947*	*8,027*	*4,908*	*5,551*	*4,023*
" *Burma*	*1,336*	*1,096*	*676*	*1,914*	*2,745*	*6,333*	*5,135*	*2,818*	*6,313*	*7,464*
TOTAL	10,284	20,044	9,707	11,853	10,913	44,068	70,958	40,440	52,857	52,433
Others (III. C)—	Cwts.	Cwts.	Cwts.	Cwts.	Cwts.					
United Kingdom (*including* Channel Islands)	423	1,550	2,629	3,943	3,088	8,646	26,738	38,504	58,943	57,787
Other British Possessions	..	..	..	222	100	..	..	..	1,817	967
TOTAL BRITISH EMPIRE	423	1,550	2,629	4,165	3,188	8,646	26,738	38,504	60,760	58,754
Germany	88	798	739	302	192	2,564	7,870	15,244	5,476	*10,185*
Italy (*including* Fiume)	145	298	278	368	186	3,956	7,689	7,115	8,692	*5,066*
Japan	98	2,459	9,640	15,808	25,112	2,014	34,795	1,35,345	1,94,396	*3,42,543*
United States of America—*Vid* Atlantic Coast	2	2	406	500	319	260	258	6,868	8,591	*6,792*
Other Foreign Countries	80	177	114	1,208	282	1,080	2,969	2,790	6,611	*2,840*
TOTAL FOREIGN COUNTRIES	413	3,734	11,177	18,186	26,041	9,874	53,176	1,67,362	2,23,766	2,67,425
Share of Bengal	*122*	*2,700*	*9,002*	*16,441*	*21,793*	*2,566*	*23,976*	*1,24,824*	*2,01,943*	*2,25,336*
" *Bombay*	*273*	*2,325*	*4,521*	*5,363*	*5,519*	*4,511*	*43,880*	*73,164*	*70,933*	*71,965*
" *Sind*	*66*	*80*	*42*	*171*	*70*	*2,025*	*2,260*	*1,793*	*3,422*	*3,759*
" *Madras*	*103*	*131*	*156*	*128*	*74*	*2,296*	*3,786*	*3,903*	*2,346*	*1,251*
" *Burma*	*163*	*78*	*85*	*354*	*1,780*	*3,121*	*2,092*	*2,193*	*5,977*	*33,363*
TOTAL	886	5,984	13,806	22,351	29,229	13,520	79,914	3,05,866	2,84,526	3,26,179

No. 10—*continued*

ARTICLES, AND COUNTRIES OF CONSIGNMENT; ALSO SHARE OF EACH PROVINCE	QUANTITY					VALUE				
	1932-33	1933-34	1934-35	1935-36	1936-37	1932-33	1933-34	1934-35	1935-36	1936-3
Chemicals and chemical preparations (*excluding* chemical manures and medicines)—*continued*						R	R	R	R	
Magnesium Compounds—*continued*										
Total of Magnesium compounds—	Cwts.	Cwts.	Cwts.	Cwts.	Cwts.					
United Kingdom (*including* Channel Islands)	2,127	3,534	4,966	5,794	4,524	35,007	57,649	75,890	90,750	86,
Other British Possessions	39	60	984	282	198	157	260	3,106	1,997	1,
TOTAL BRITISH EMPIRE	2,166	3,594	5,950	6,076	4,722	35,164	57,909	78,996	92,747	87,
Germany	27,451	28,090	20,313	17,785	20,003	94,102	94,817	77,467	60,826	74,
Italy (*including* Fiume)	145	298	278	368	186	2,956	7,689	7 115	8,622	5,
Japan	248	13,322	12,716	19,476	28,429	2,395	56,587	1,41,583	2,01,978	2,49,
United States of America—										
Vid Atlantic Coast	2	2	406	501	319	260	353	6,868	8,628	6,
Other Foreign Countries	365	306	302	1,334	232	2,437	3,788	3,767	7,177	2,
TOTAL FOREIGN COUNTRIES	28,211	42,018	33,915	39,464	50,069	1,03,240	1,63,234	2,36,800	2,87,301	3,39,
Share of Bengal	*8,375*	*13,966*	*16,826*	*24,196*	*29,719*	*34,846*	*61,019*	*1,49,238*	*2,25,766*	*2,53,*
,, *Bombay*	*13,291*	*21,262*	*15,783*	*13,903*	*14,935*	*51,597*	*1,11,580*	*1,23,759*	*1,11,469*	*1,15,*
,, *Sind*	*3,669*	*5,289*	*4,428*	*3,134*	*4,273*	*13,331*	*17,463*	*13,240*	*10,980*	*14,*
,, *Madras*	*3,179*	*2,991*	*1,135*	*1,375*	*1,194*	*15,393*	*13,964*	*11,124*	*10,242*	*9,*
,, *Burma*	*2,381*	*2,124*	*1,743*	*2,932*	*4,760*	*22,933*	*17,187*	*15,305*	*21,191*	*33,*
TOTAL	30,377	45,612	39,865	45,540	54,791	1,38,404	2,21,143	3,15,796	3,80,048	4,26,8
Potassium compounds—										
Bichromate (III. C)—	Cwts.	Cwts.	Cwts.	Cwts.	Cwts.					
United Kingdom (*including* Channel Islands)	2,045	1,746	1,667	1,526	1,365	67,586	60,009	49,818	46,507	38,6
Germany	1,486	1,458	1,110	2,284	2,330	52,356	50,063	33,679	64 071	58,4
Belgium	..	303	80	100	..	..	9,856	2,360	2,710	..
Japan	112	756	1,001	1,691	2,006	3,731	26,957	26,941	40,412	45,8
United States of America—										
Vid Atlantic Coast	552	..	519	516	180	20,015	..	15,678	14,231	4,6
Other Foreign Countries	..	12	30	..	288	20	482	846	88	4,8
TOTAL FOREIGN COUNTRIES	2,150	2,529	2,740	4,591	4,799	76,122	87,358	79,504	1,21,507	1,13,3
Share of Bengal	*1,816*	*2,199*	*1,905*	*2,674*	*2,756*	*53,373*	*75,780*	*57,175*	*71,176*	*66,16*
,, *Bombay*	*1,404*	*992*	*1,207*	*1,931*	*1,990*	*43,045*	*34,963*	*35,243*	*35,061*	*33,61*
,, *Sind*	*176*	*111*	*126*	*217*	*253*	*6,081*	*3,566*	*4,047*	*6,370*	*7,23*
,, *Madras*	*646*	*784*	*943*	*1,104*	*1,716*	*25,722*	*27,065*	*25,605*	*29,496*	*40,93*
,, *Burma*	*153*	*189*	*236*	*191*	*246*	*5,487*	*5,988*	*7,252*	*6,913*	*3,97*
TOTAL	4,195	4,275	4,407	6,117	6,154	1,43,708	1,47,367	1,29,322	1,68,014	1,51,96
Chlorate (III. C)—	Cwts.	Cwts.	Cwts.	Cwts.	Cwts.					
United Kingdom (*including* Channel Islands)	4	579	785	453	15	261	16,095	16,222	9,967	1,53
Finland	8,973	..	3,000	2,710	3,636	2,45,189	..	62,457	56,556	76,20
Sweden	8,143	24,243	10,186	12,126	9,874	2,15,928	6,26,657	2,37,171	2,62,659	2,04,07
Norway	..	..	384	..	..	..	..	7,279	..	..
Germany	16,275	7,710	8,606	12,240	6,311	4,10,775	1,94,100	1,95,900	2,42,080	1,11,67
Belgium	640	217	574	792	1	14,943	5,203	11,487	16,108	5
France	2,628	5,563	3,097	3,231	2,922	2,22,430	1,47,442	67,471	75,291	58,11
Switzerland	318	198	1,852	1,620	6,163	8,303	5,300	39,211	30,911	1,09,34
Japan	310	8,418	6,457	15,452	3,128	7,465	2,02,296	1,41,433	2,86,064	42,35
Other Foreign Countries	200	..	160	120	197	4,550	..	3,651	2,631	4,14
TOTAL FOREIGN COUNTRIES	43,482	46,849	34,267	48,300	32,232	11,20,533	11,80,999	7,66,059	9,73,195	6,06,58
Share of Bengal	*16,287*	*19,181*	*11,186*	*17,788*	*13,884*	*4,43,117*	*6,16,163*	*2,51,677*	*3,66,916*	*2,51,96*
,, *Bombay*	*13,065*	*13,098*	*11,616*	*15,248*	*7,244*	*3,13,266*	*2,87,302*	*2,51,491*	*2,90,902*	*1,40,14*
,, *Sind*	*1,158*	*1,338*	*864*	*1,230*	*907*	*29,073*	*33,843*	*20,380*	*26,473*	*15,07*
,, *Madras*	*7,862*	*8,672*	*6,368*	*7,853*	*4,425*	*1,77,668*	*1,68,808*	*1,38,716*	*1,36,309*	*72,91*
,, *Burma*	*6,534*	*7,844*	*5,103*	*6,634*	*5,787*	*1,66,670*	*1,97,999*	*1,30,028*	*1,61,985*	*1,19,40*
TOTAL	43,486	46,928	35,052	48,753	32,247	11,29,794	11,97,094	7,88,291	9,88,162	6,06,12

No. 10—*continued*

ARTICLES, AND COUNTRIES OF CONSIGNMENT; ALSO SHARE OF EACH PROVINCE	Quantity					Value				
	1932-33	1933-34	1934-35	1935-36	1936-37	1932-33	1933-34	1934-35	1935-36	1936-37
Chemicals and chemical preparations (*excluding* chemical manures and medicines)—*continued*						R	R	R	R	R
Potassium compounds—continued										
Cyanide of potassium (III. C)—	Cwts.	Cwts.	Cwts.	Cwts.	Cwts.					
United Kingdom (*including* Channel Islands)	177	306	223	379	315	20,695	34,001	23,683	43,119	32,045
Germany	35	44	37	127	46	5,035	6,413	5,208	16,491	6,115
Other Foreign Countries	2	30	7	4	3	244	2,102	1,002	656	488
TOTAL FOREIGN COUNTRIES	37	74	44	131	49	5,279	8,515	6,210	17,147	6,553
Share of Bengal	*33*	*91*	*56*	*99*	*102*	*3,529*	*7,903*	*5,965*	*8,055*	*8,521*
" *Bombay*	*123*	*101*	*137*	*219*	*174*	*14,939*	*21,939*	*14,753*	*26,618*	*19,367*
" *Sind*	*26*	*48*	*34*	*129*	*42*	*2,898*	*6,752*	*4,287*	*16,470*	*4,395*
" *Madras*	*26*	*45*	*33*	*53*	*39*	*3,724*	*4,987*	*3,995*	*7,155*	*4,364*
" *Burma*	*6*	*5*	*7*	*14*	*7*	*894*	*945*	*1,093*	*1,963*	*949*
TOTAL	214	380	267	510	364	25,974	42,516	30,093	60,266	38,598
Other sorts (III. C)—	Cwts.	Cwts.	Cwts.	Cwts.	Cwts.					
United Kingdom (*including* Channel Islands)	480	636	767	1,344	808	1,08,008	1,14,464	93,554	1,09,845	61,590
Other British Possessions	..	..	6	8	..	..	17	272	1,067	..
TOTAL BRITISH EMPIRE	480	636	793	1,352	808	1,08,008	1,14,481	93,826	1,10,912	61,590
Sweden	..	..	50	21	121	..	..	4,841	969	5,614
Germany	4,536	4,143	5,284	5,589	7,782	1,99,021	1,17,145	1,79,716	1,82,580	2,09,740
Netherlands	331	573	497	226	345	18,880	19,418	23,554	8,941	15,927
Belgium	156	235	103	1,254	260	18,449	6,917	3,061	41,312	8,836
France	171	51	556	894	221	12,188	5,988	26,322	29,227	8,252
Czechoslovakia	..	40	111	244	225	..	1,966	5,187	11,344	7,644
Japan	146	148	349	207	520	97,240	48,680	23,993	21,939	18,972
Other Foreign Countries	55	101	74	125	75	2,603	4,694	3,222	5,198	3,725
TOTAL FOREIGN COUNTRIES	5,395	5,291	7,018	8,600	9,499	2,88,826	2,04,808	2,69,896	3,10,610	2,78,710
Shares of Bengal	*3,857*	*3,274*	*4,169*	*5,403*	*4,374*	*1,43,540*	*1,04,311*	*1,58,122*	*1,19,180*	*1,35,993*
" *Bombay*	*1,525*	*1,100*	*2,150*	*2,601*	*3,240*	*1,38,607*	*1,03,321*	*1,13,609*	*1,43,279*	*1,04,603*
" *Sind*	*368*	*618*	*671*	*785*	*577*	*35,766*	*29,903*	*37,513*	*37,340*	*25,489*
" *Madras*	*212*	*456*	*251*	*727*	*418*	*54,283*	*57,337*	*26,053*	*28,781*	*15,898*
" *Burma*	*113*	*485*	*570*	*2,436*	*1,698*	*14,132*	*23,917*	*29,425*	*93,542*	*60,372*
TOTAL	5,875	5,927	7,811	9,952	10,307	3,86,334	3,19,289	3,63,722	4,21,522	3,40,300
Total of Potassium compounds—	Cwts.	Cwts.	Cwts.	Cwts.	Cwts.					
United Kingdom (*including* Channel Islands)	2,706	3,267	3,462	3,702	2,493	1,01,550	2,24,569	1,83,477	2,09,433	1,33,804
Other British Possessions	..	..	6	8	..	..	17	272	1,067	..
TOTAL BRITISH EMPIRE	2,706	3,267	3,468	3,710	2,493	1,01,550	2,24,586	1,83,749	2,10,505	1,33,804

No. 10—*continued*

ARTICLES, AND COUNTRIES OF CONSIGNMENT; ALSO SHARE OF EACH PROVINCE	QUANTITY					VALUE				
	1933-34	1933-34	1934-35	1935-36	1936-37	1933-34	1933-34	1934-35	1935-36	1936-3
Chemicals and chemical preparations (*excluding* chemical manures and medicines)—*continued*						R	R	R	R	R
Potassium compounds—concluded										
Total *of Potassium compounds*—continued	Cwts.	Cwts.	Cwts.	Cwts.	Cwts.					
Finland	8,978	..	3,000	2,710	3,636	2,45,139	..	62,457	56,556	76,1
Sweden	8,142	24,255	10,206	12,147	9,095	2,15,928	6,27,139	2,42,587	2,63,628	2,10,1
Norway	..	..	384	..	..	..	..	7,279	..	..
Germany	22,332	13,355	15,037	20,190	16,419	6,07,187	3,67,721	4,14,512	5,05,232	3,86,0
Netherlands	532	901	513	348	544	18,694	21,072	21,717	11,865	20,4
Belgium	796	756	758	2,146	261	33,302	22,328	16,093	60,129	6,8
France	8,794	5,614	3,653	4,127	3,146	2,34,563	1,53,431	93,918	1,14,893	66,4
Switzerland	318	198	1,853	1,649	6,443	8,303	5,373	39,211	31,766	1,18,5
Czechoslovakia	..	40	111	344	225	..	1,966	5,187	11,344	7,6
Japan	566	9,323	7,801	17,440	5,655	1,06,436	2,78,039	1,92,367	3,48,432	1,07,2
United States of America—*Vid* Atlantic Coast	553	..	519	516	160	20,015	..	15,678	14,231	4,6
Other Foreign Countries	55	101	234	105	75	2,603	4,622	6,823	4,343	3,7
TOTAL FOREIGN COUNTRIES	51,064	54,243	44,069	61,622	46,579	14,04,260	14,81,680	11,21,679	14,22,459	10,05,1
Share of Bengal	*21,933*	*24,745*	*17,316*	*23,955*	*21,116*	*6,48,559*	*7,04,127*	*4,72,939*	*5,65,320*	*4,69,9*
„ *Bombay*	*14,917*	*14,331*	*16,010*	*19,989*	*11,948*	*5,14,867*	*4,47,490*	*4,14,096*	*5,14,360*	*2,97,7*
„ *Sind*	*1,728*	*2,104*	*1,595*	*2,361*	*1,734*	*73,818*	*73,063*	*66,237*	*87,653*	*52,6*
„ *Madras*	*3,326*	*7,957*	*7,619*	*9,743*	*6,596*	*2,61,397*	*2,52,697*	*1,94,368*	*2,01,724*	*1,33,9*
„ *Burma*	*6,206*	*3,323*	*5,906*	*9,275*	*7,628*	*1,27,189*	*2,28,849*	*1,57,793*	*2,62,467*	*1,54,6*
TOTAL	53,770	57,510	47,537	65,332	49,072	16,85,810	17,06,286	13,05,428	16,32,964	11,38,8
***Sodium compounds*—**	Cwts.	Cwts.	Cwts.	Cwts.	Cwts.					
Sodium bicarbonate (III. C)—United Kingdom (*including* Channel Islands)	89,505	92,062	86,793	107,429	1,06,193	6,86,119	6,92,120	6,11,535	6,75,204	5,31,3
Other British Possessions	99	1	76	..	..	573	7	419	..	
TOTAL BRITISH EMPIRE	89,604	92,063	86,869	107,429	1,06,193	6,86,692	6,92,127	6,11,954	6,75,204	5,31,3
U. S. S. R.—Northern	629	401	..	..	..	5,648	2,811	..	..	..
Southern	4,674	1,954	394	..	..	40,478	14,191	2,166	..	..
Germany	69	38	249	26	16	1,920	1,186	5,147	1,240	1,0
Japan	2,717	20,225	18,966	20,780	13,945	26,043	1,29,306	1,13,334	98,961	53,2
Egypt	900	227	394	..	..	5,937	1,365	2,251	..	..
United States of America—*Vid* Atlantic Coast	1,824	3,401	2,703	894	1,103	24,468	24,669	24,468	5,925	7,3
Other Foreign Countries	146	108	31	11	..	1,385	1,001	876	637	
TOTAL FOREIGN COUNTRIES	11,359	26,354	23,837	21,661	15,064	1,05,874	1,74,479	1,48,242	1,06,763	61,7
Share of Bengal	*32,438*	*36,369*	*22,216*	*30,190*	*41,294*	*2,60,071*	*2,59,631*	*2,35,911*	*2,57,150*	*1,90,7*
„ *Bombay*	*26,287*	*28,351*	*28,738*	*34,987*	*31,447*	*3,04,299*	*2,10,236*	*1,88,069*	*2,08,803*	*1,59,7*
„ *Sind*	*16,254*	*18,418*	*17,772*	*17,456*	*17,769*	*1,12,161*	*1,26,566*	*1,21,909*	*1,00,367*	*81,9*
„ *Madras*	*13,962*	*20,511*	*18,060*	*21,960*	*18,200*	*1,02,200*	*1,42,434*	*96,583*	*1,09,706*	*81,6*
„ *Burma*	*12,522*	*14,828*	*13,930*	*16,497*	*12,547*	*1,23,335*	*1,27,738*	*1,17,633*	*1,05,841*	*79,0*
TOTAL	101,462	118,417	110,705	129,090	121,257	7,92,566	8,66,606	7,60,196	7,81,967	5,93,0
Sodium bichromate (III. C)—United Kingdom (*including* Channel Islands)	Cwts. 5,238	Cwts. 10,984	Cwts. 11,060	Cwts. 8,978	Cwts. 11,326	1,52,719	2,84,859	2,76,087	2,10,186	2,54,9
Other British Possessions	..	..	..	..	..	..	..	10	..	..
TOTAL BRITISH EMPIRE	5,238	10,984	11,060	8,978	11,326	1,52,719	2,84,859	2,76,097	2,10,186	2,54,9
U. S. S. R.—Southern	..	..	571	..	499	..	..	9,808	..	12,2
Germany	1,975	803	2,792	1,512	1,970	63,296	23,930	45,812	34,668	41,4
Netherlands	1,038	..	..	..	41	40,418	..	..	..	8
Belgium	61	835	372	140	36	3,651	19,902	9,476	3,762	8
Japan	18	89	1,649	3,111	1,972	460	578	33,035	73,001	38,7
China (*exclusive* of Hongkong and Macao)	..	..	515	..	..	..	..	9,238	..	..
United States of America—*Vid* Atlantic Coast	3,103	246	1,072	518	498	84,268	7,472	30,456	12,467	10,9
Other Foreign Countries	39	..	..	..	59	1,174	..	..	..	1,2
TOTAL FOREIGN COUNTRIES	6,234	1,973	5,971	5,281	5,075	1,91,267	51,882	1,35,875	1,23,898	1,06,3

No. 10—*continued*.

ARTICLES, AND COUNTRIES OF CONSIGNMENT; ALSO SHARE OF EACH PROVINCE	QUANTITY					VALUE				
	1932-33	1933-34	1934-35	1935-36	1936-37	1932-33	1933-34	1934-35	1935-36	1936-37
Chemicals and chemical preparations (*excluding* chemical manures and medicines)—*continued*						R	R	R	R	R
Sodium compounds—continued										
Sodium bichromate (III. C)—*continued*	Cwts.	Cwts.	Cwts.	Cwts.	Cwts.					
Share of Bengal	*1,809*	*3,509*	*4,430*	*4,177*	*4,018*	*54,614*	*1,03,465*	*1,18,499*	*1,01,799*	*81,913*
„ *Bombay*	*1,588*	*737*	*2,315*	*871*	*1,628*	*50,063*	*21,884*	*61,771*	*22,203*	*37,948*
„ *Sind*	*80*	*80*	*40*	..	..	*626*	*1,601*	*1,086*	..	..
„ *Madras*	*8,067*	*8,056*	*9,745*	*9,211*	*10,755*	*2,23,312*	*1,96,322*	*2,30,558*	*2,10,032*	*2,41,473*
„ *Burma*	*603*	*595*	*1*	..	..	*16,471*	*13,539*	*58*	..	..
TOTAL	12,072	12,957	17,031	14,259	16,401	3,43,986	3,36,751	4,11,972	3,34,034	3,61,333
Borax (III. C)—	Cwts.	Cwts.	Cwts.	Cwts.	Cwts.					
United Kingdom (*including* Channel Islands)	17,673	9,455	12,716	16,764	15,019	1,74,859	1,08,269	1,37,197	1,76,431	1,67,556
Other British Possessions	..	..	..	..	..	..	..	2	..	..
TOTAL BRITISH EMPIRE	17,673	9,455	12,716	16,764	15,019	1,74,859	1,08,269	1,37,199	1,76,431	1,67,556
Netherlands	590	41	50	160	..	6,189	944	758	2,561	1
Belgium	1,400	..	..	..	1,400	12,475	..	..	1	14,312
France	800	..	..	200	1,590	7,087	3	..	2,000	17,060
Italy (*including* Fiume)	4,174	919	1,105	..	234	45,126	10,460	12,056	..	2,309
Japan	..	4,858	12,804	12,011	4,660	..	40,737	1,17,474	98,264	36,907
United States of America—										
Vid Atlantic Coast	3,655	423	681	1,423	1,130	35,839	4,082	5,777	13,591	10,908
„ Pacific „	4,350	500	1,040	500	1,450	41,986	4,959	9,562	14,765	13,957
Other Foreign Countries	188	59	58	65	9	1,922	1,017	823	927	466
TOTAL FOREIGN COUNTRIES	15,157	6,295	15,739	15,459	10,473	1,50,624	62,201	1,47,450	1,32,109	95,920
Share of Bengal	*13,598*	*6,935*	*16,028*	*16,215*	*14,570*	*1,75,870*	*86,084*	*1,49,242*	*1,53,693*	*1,33,758*
„ *Bombay*	*7,058*	*4,490*	*6,035*	*7,510*	*4,936*	*70,831*	*46,857*	*75,501*	*75,077*	*52,337*
„ *Sind*	*4,249*	*1,717*	*2,444*	*3,576*	*3,570*	*41,164*	*17,286*	*24,823*	*37,073*	*28,443*
„ *Madras*	*2,372*	*2,077*	*2,538*	*2,061*	*1,779*	*29,542*	*20,772*	*28,494*	*25,619*	*26,476*
„ *Burma*	*564*	*531*	*460*	*361*	*637*	*8,076*	*7,467*	*6,589*	*12,078*	*7,962*
TOTAL	32,880	15,750	28,455	32,223	25,492	3,25,423	1,70,476	2,84,649	3,03,540	2,63,476
Caustic soda (III. C)—	Cwts.	Cwts.	Cwts.	Cwts.	Cwts.					
United Kingdom (*including* Channel Islands)	280,824	260,208	293,924	337,469	355,269	27,09,417	30,04,386	32,72,578	35,10,488	30,85,341
Other British Possessions	27	89	279	59	50	383	1,202	3,365	654	479
TOTAL BRITISH EMPIRE	280,351	260,297	294,203	337,528	355,319	27,09,800	30,05,588	32,75,943	35,11,142	30,85,820
U. S. S. R.—										
Northern	5,399	..	..	..	..	69,549	..	..	..	..
Southern	10,174	1,704	..	..	..	1,32,055	16,617	..	..	..
Germany	623	140	3,585	4,357	3,468	9,805	2,659	44,949	50,509	26,547
France	101	1,126	946	103	500	1,000	10,300	10,475	950	5,055
Japan	4,300	16,042	31,966	32,827	36,054	49,666	1,89,574	3,56,620	2,99,643	2,88,771
Egypt	1,757	184	..	..	..	18,787	1,636	..	..	..
United States of America—										
Vid Atlantic Coast	31,804	28,810	46,880	31,152	23,664	4,01,092	3,30,462	5,12,629	2,69,841	2,49,836
Other Foreign Countries	20	1	53	8	8	303	117	580	1,253	1,414
TOTAL FOREIGN COUNTRIES	54,178	48,016	83,430	68,447	63,694	6,82,257	5,51,365	9,25,259	6,22,196	5,71,023
Share of Bengal	*76,446*	*108,342*	*129,806*	*142,688*	*164,269*	*8,78,931*	*12,33,307*	*14,53 003*	*14,16,702*	*14,33,029*
„ *Bombay*	*68,401*	*57,879*	*91,151*	*107,881*	*101,603*	*9,36,095*	*7,51,730*	*10,94,231*	*11,80,004*	*9,29,166*
„ *Sind*	*60,803*	*69,211*	*69,461*	*68,723*	*69,675*	*6,90,691*	*6,91,804*	*7,39,815*	*6,97,845*	*5,68,106*
„ *Madras*	*58,468*	*60,852*	*64,615*	*66,152*	*63,783*	*6,50,466*	*6,60,324*	*6,50,724*	*6,06,946*	*5,39,675*
„ *Burma*	*20,412*	*19,036*	*22,710*	*20,651*	*19,683*	*2,35,374*	*2,19,788*	*2,63,439*	*2,31,835*	*1,93,467*
TOTAL	284,529	308,319	377,633	405,975	424,013	38,92,057	35,56,953	42,01,202	41,33,338	36,57,443

No. 10—*continued*

ARTICLES, AND COUNTRIES OF CONSIGNMENT; ALSO SHARE OF EACH PROVINCE	QUANTITY					VALUE				
	1932-33	1933-34	1934-35	1935-36	1936-37	1932-33	1933-34	1934-35	1935-36	1936-37
						R	R	R	R	R
Chemicals and chemical preparations (excluding chemical manures and medicines)—continued										
Sodium compounds—contd.										
Sodium cyanide (III. C)—	Cwts.	Cwts.	Cwts.	Cwts.	Cwts.					
United Kingdom (*including* Channel Islands)	5,360	5,260	5,626	5,049	2,958	2,07,032	2,71,519	2,86,967	2,37,809	1,35,945
Germany	400	..	20	40	..	16,176	76	1,102	2,153	..
Czechoslovakia	200	..	..	..	..	7,934	..	..	..	..
Other Foreign countries	..	..	..	100	39	..	..	..	500	1,751
TOTAL FOREIGN COUNTRIES	600	..	20	140	39	24,160	76	1,102	2,653	1,751
Share of Bengal	..	..	*1*	..	*13*	..	..	*87*	*22*	*719*
„ *Bombay*	*120*	*20*	*20*	*45*	*41*	*11,275*	*1,471*	*1,102*	*2,434*	*1,377*
„ *Sind*	..	..	..	*3*	*1*	..	..	..	*168*	*59*
„ *Madras*	*5,740*	*5,240*	*5,605*	*5,141*	*2,940*	*2,95,763*	*2,70,124*	*2,86,900*	*2,37,836*	*1,34,913*
„ *Burma*	*600*	..	..	..	*2*	*24,155*	..	..	..	*128*
TOTAL	6,460	5,260	5,646	5,189	2,997	3,31,193	2,71,595	2,88,089	2,40,461	1,36,996
Sodium hydrosulphite (III. C) (a)—					Cwts.					
United Kingdom (*including* Channel Islands)	—	—	—	—	9,763	—	—	—	—	2,48,824
Germany	—	—	—	—	15,477	—	—	—	—	1,78,672
Other Foreign Countries	—	—	—	—	31	—	—	—	—	1,770
TOTAL FOREIGN COUNTRIES	—	—	—	—	15,508	—	—	—	—	1,80,442
Share of Bengal	—	—	—	—	*7,353*	—	—	—	—	*1,96,891*
„ *Bombay*	—	—	—	—	*9,791*	—	—	—	—	*1,48,941*
„ *Sind*	—	—	—	—	*734*	—	—	—	—	*17,272*
„ *Madras*	—	—	—	—	*7,264*	—	—	—	—	*1,29,904*
„ *Burma*	—	—	—	—	*139*	—	—	—	—	*6,958*
TOTAL	—	—	—	—	25,271	—	—	—	—	4,29,266
Sodium hyposulphite (III. C) (a)—					Cwts.					
United Kingdom (*including* Channel Islands)	—	—	—	—	4,692	—	—	—	—	40,091
Seychelles	—	—	—	—	..	—	—	—	—	7
TOTAL BRITISH EMPIRE	—	—	—	—	4,692	—	—	—	—	40,099
Germany	—	—	—	—	3,594	—	—	—	—	30,740
Other Foreign Countries	—	—	—	—	439	—	—	—	—	3,431
TOTAL FOREIGN COUNTRIES	—	—	—	—	4,033	—	—	—	—	34,171
Share of Bengal	—	—	—	—	*1,095*	—	—	—	—	*10,241*
„ *Bombay*	—	—	—	—	*3,750*	—	—	—	—	*32,778*
„ *Sind*	—	—	—	—	*489*	—	—	—	—	4,898
„ *Madras*	—	—	—	—	*2,916*	—	—	—	—	*21,639*
„ *Burma*	—	—	—	—	*475*	—	—	—	—	*4,714*
TOTAL	—	—	—	—	8,725	—	—	—	—	74,270
Sodium sulphate (III. C)—	Cwts.	Cwts.	Cwts.	Cwts.	Cwts.					
United Kingdom (*including* Channel Islands)	1,750	2,642	4,282	161	90	14,524	19,248	19,481	2,508	1,442
Straits Settlements	..	5	16	16	..	..	32	171	289	..
TOTAL BRITISH EMPIRE	1,750	2,647	4,298	177	90	14,524	19,280	19,652	2,857	1,442

(a) Separately recorded from 1936-37.

No. 10—*continued*

ARTICLES, AND COUNTRIES OF CONSIGNMENT; ALSO SHARE OF EACH PROVINCE	Quantity					Value				
	1932-33	1933-34	1934-35	1935-36	1936-37	1932-33	1933-34	1934-35	1935-36	1936-37
						R	R	R	R	R
Chemicals and chemical preparations (*excluding* chemical manures and medicines)—*contd.*										
Sodium sulphate (III. C)—*contd.*	Cwts.	Cwts.	Cwts.	Cwts.	Cwts.					
Germany	5,375	4,151	6,461	4,523	3,087	28,785	18,686	28,755	18,946	13,232
Japan	..	423	..	230	13,046	..	1,915	..	971	20,312
Other Foreign Countries	375	20	..	2	353	1,719	207	..	122	1,692
TOTAL FOREIGN COUNTRIES	5,750	4,594	6,461	4,755	16,486	30,504	20,758	28,755	20,039	35,236
Share of Bengal	*3,654*	*2,796*	*6,905*	*606*	*13,337*	*16,221*	*11,858*	*27,732*	*2,653*	*21,003*
„ *Bombay*	*1,990*	*1,484*	*3,647*	*4,042*	*2,618*	*13,514*	*8,488*	*17,998*	*17,181*	*11,343*
„ *Sind*	*62*	*34*	*35*	*23*	*47*	*1,181*	*809*	*1,584*	*316*	*725*
„ *Madras*	*1,741*	*1,066*	*62*	*66*	*627*	*13,653*	*7,148*	*552*	*1,049*	*3,008*
„ *Burma*	*53*	*1,861*	*60*	*195*	*47*	*459*	*11,735*	*643*	*1,697*	*599*
TOTAL	7,500	7,241	10,759	4,982	16,576	45,028	40,038	48,407	22,836	36,678
Sodium sulphide (III. C)—	Cwts.	Cwts.	Cwts.	Cwts.	Cwts.					
United Kingdom (*including* Channel Islands)	22,290	13,385	30,794	45,483	29,143	1,58,399	80,117	2,05,230	2,72,716	1,61,811
Other British Possessions	..	..	48	6	..	..	..	366	108	..
TOTAL BRITISH EMPIRE	22,290	13,385	30,842	45,489	29,143	1,58,399	80,117	2,05,596	2,72,824	1,61,811
U. S. S. R.—										
Northern	5,305	2,268	..	..	1,118	35,352	11,199	..	..	3,712
Southern	..	991	..	..	196	..	5,125	..	..	850
Germany	1,936	3,985	1,995	3,966	4,888	13,980	24,708	13,409	22,159	23,415
Belgium	2,157	455	250	118	..	15,025	2,487	1,680	962	..
Japan	12,338	17,795	4,785	10,841	8,047	84,799	79,350	27,366	53,713	31,365
Other Foreign Countries	344	..	679	..	501	3,662	..	4,787	4	1,992
TOTAL FOREIGN COUNTRIES	22,280	25,489	7,709	14,925	14,750	1,52,818	1,22,819	47,242	76,838	61,334
Share of Bengal	*5,825*	*5,934*	*6,726*	*10,577*	*7,824*	*36,764*	*29,763*	*33,937*	*57,766*	*33,229*
„ *Bombay*	*31,479*	*27,967*	*23,141*	*35,520*	*20,927*	*1,97,177*	*1,37,457*	*1,49,589*	*1,93,250*	*95,141*
„ *Sind*	*172*	*51*	*203*	*238*	*399*	*1,381*	*385*	*1,603*	*1,488*	*2,570*
„ *Madras*	*6,963*	*4,575*	*5,819*	*3,417*	*5,752*	*53,339*	*32,338*	*40,087*	*43,213*	*29,616*
„ *Burma*	*381*	*347*	*2,657*	*5,662*	*9,000*	*2,606*	*2,943*	*23,032*	*43,945*	*57,589*
TOTAL	44,570	38,874	38,551	60,414	43,803	2,91,217	2,02,936	2,52,838	3,49,662	2,23,145
Sodium carbonate (III. C)—	Cwts.	Cwts.	Cwts.	Cwts.	Cwts.					
United Kingdom (*including* Channel Islands)	853,800	808,474	971,190	1,055,932	1,066,227	49,40,974	51,19,869	53,97,330	52,97,378	44,01,076
Aden and Dependencies	3,388	2,814	2,450	3,260	1,343	21,406	8,340	6,867	5,714	2,805
Kenya Colony	79,000	83,002	67,000	70,000	73,000	4,40,701	4,61,874	3,71,990	3,73,522	3,25,583
Other British Possessions	4	122	197	49	4	40	703	1,177	266	47
TOTAL BRITISH EMPIRE	941,002	979,412	1,040,837	1,129,241	1,140,574	54,13,121	55,90,786	57,76,864	56,76,880	47,30,411
U. S. S. R.—										
Northern	9,818	1,575	..	..	..	71,742	5,789	..	..	..
Southern	89,222	38,323	13,076	..	..	6,55,748	1,36,645	64,207	..	..
Italy (*including* Fiume)	5,009	..	..	..	..	27,324	..	..	..	..
Japan	50,878	50,478	145,120	98,491	50,323	2,71,084	2,63,633	7,05,163	4,02,898	1,81,962
Egypt	6,074	9,154	780	..	..	32,857	45,049	3,756	..	..
United States of America—*Vid* Atlantic Coast	434	51,622	21,233	22,136	25,092	3,287	3,02,673	1,23,567	98,017	1,02,547
„ Pacific „	..	..	15,091	3,540	26,338	..	..	89,672	16,116	71,024
Other Foreign Countries	57	103	161	50	343	721	1,042	2,464	879	3,520
TOTAL FOREIGN COUNTRIES	161,482	151,250	195,411	124,217	110,096	10,62,763	8,04,831	9,87,829	5,12,910	3,59,053

No. 10—*continued*

ARTICLES, AND COUNTRIES OF CONSIGNMENT; ALSO SHARE OF EACH PROVINCE	QUANTITY					VALUE				
	1932-33	1933-34	1934-35	1935-36	1936-37	1932-33	1933-34	1934-35	1935-36	1936-37
Chemicals and chemical preparations (*excluding* chemical manures and medicines)—continued						R	R	R	R	R
Sodium compounds—continued										
Sodium carbonate (III. C)—continued	Cwts.	Cwts.	Cwts.	Cwts.	Cwts.					
Share of Bengal	*618,491*	*625,296*	*682,296*	*730,683*	*663,714*	*37,21,356*	*36,45,937*	*39,43,306*	*38,62,983*	*28,19,814*
„ *Bombay*	*169,716*	*135,969*	*166,741*	*171,198*	*174,548*	*9,21,440*	*7,38,049*	*8,30,636*	*7,90,973*	*6,79,496*
„ *Sind*	*210,606*	*230,933*	*259,240*	*265,567*	*265,431*	*11,63,716*	*12,79,631*	*13,75,799*	*9,04,984*	*10,93,991*
„ *Madras*	*98,636*	*113,876*	*107,762*	*121,935*	*124,425*	*5,16,214*	*5,75,954*	*4,57,232*	*4,96,919*	*4,73,396*
„ *Burma*	*26,296*	*25,583*	*26,199*	*24,035*	*22,552*	*1,53,559*	*1,56,049*	*1,57,619*	*1,53,624*	*1,74,288*
TOTAL	1,102,574	1,130,662	1,236,248	1,253,458	1,250,670	64,75,884	69,95,617	67,64,693	61,89,790	50,89,478
Sodium silicate (III. C)—	Cwts.	Cwts.	Cwts.	Cwts.	Cwts.					
United Kingdom (*including* Channel Islands)	23,792	23,473	25,684	45,071	34,744	1,84,191	1,76,148	2,40,290	2,85,662	2,33,609
Other British Possessions	..	23	350	..	80	..	269	2,794	..	421
TOTAL BRITISH EMPIRE	23,792	23,506	26,034	45,071	34,824	1,84,191	1,76,417	2,43,084	2,85,662	2,33,030
Germany	2,210	1,755	2,032	1,169	206	17,765	17,094	15,654	6,989	1,833
Belgium	1,087	3,240	247	1,989	3,506	7,406	18,668	1,879	10,862	17,929
Japan	401	3,231	2,729	2,637	5,062	3,060	26,566	20,038	14,868	31,034
Other Foreign Countries	2	119	1	84	..	14	2,317	25	585	..
TOTAL FOREIGN COUNTRIES	3,800	8,345	5,009	[5,899	8,872	28,262	65,645	37,596	33,249	50,796
Share of Bengal	*1,688*	*7,885*	*10,822*	*14,787*	*5,867*	*5,835*	*59,815*	*67,861*	*83,908*	*35,794*
„ *Bombay*	*5,202*	*5,964*	*9,670*	*14,548*	*15,412*	*43,005*	*45,571*	*68,128*	*87,280*	*90,065*
„ *Sind*	*2,018*	*1,744*	*2,058*	*2,106*	*1,602*	*13,693*	*10,931*	*11,676*	*11,947*	*9,417*
„ *Madras*	*12,076*	*9,283*	*3,456*	*11,221*	*9,952*	*87,376*	*76,144*	*53,320*	*73,543*	*69,286*
„ *Burma*	*7,216*	*6,375*	*9,997*	*7,718*	*10,287*	*59,544*	*55,551*	*79,395*	*69,195*	*94,390*
TOTAL	27,592	31,851	41,043	50,970	43,695	2,13,453	2,42,062	2,80,680	3,18,911	2,69,826
Other sorts (III. C) (a)—	Cwts.	Cwts.	Cwts.	Cwts.	Cwts.					
United Kingdom (*including* Channel Islands)	9,180	19,178	18,484	22,248	11,866	2,90,568	4,84,298	5,46,384	5,71,809	1,75,098
Other British Possessions	452	41	35	43	62	2,942	373	1,302	419	1,033
TOTAL BRITISH EMPIRE	9,632	19,214	18,519	22,291	11,928	2,93,510	4,84,671	5,47,686	5,71,728	1,76,131
Germany	3,752	6,016	20,822	25,570	4,253	95,077	1,45,519	5,02,080	4,75,416	65,782
Netherlands	1,404	171	58	60	60	69,405	5,694	1,807	879	1,187
Belgium	1,168	607	437	210	52	35,828	16,271	16,539	2,573	752
France	1,749	700	270	184	142	55,521	23,750	12,990	4,958	2,351
Switzerland	10	..	215	373	208	558	..	9,041	14,861	11,635
Italy (*including* Fiume)	130	91	..	50	1	6,733	1,788	80	1,406	19
Czechoslovakia	10	39	119	..	10	517	2,275	6,110	..	1,014
Japan	1,094	259	611	1,321	1,709	9,086	2,858	10,465	8,410	12,662
United States of America—										
Vid Atlantic Coast	95	229	133	5,103	23	10,479	7,498	3,211	57,005	1,410
„ Pacific „	..	..	..	356	801	..	..	..	6,599	15,428
Other Foreign Countries	..	18	585	454	..	..	1,915	3,402	2,652	..
TOTAL FOREIGN COUNTRIES	9,407	8,130	23,250	33,631	7,334	2,83,199	2,07,553	6,71,725	5,74,754	1,12,241
Share of Bengal	*3,436*	*5,032*	*3,458*	*12,943*	*3,377*	*90,874*	*1,59,956*	*2,58,571*	*2,81,602*	*51,188*
„ *Bombay*	*6,607*	*13,277*	*19,438*	*23,110*	*3,365*	*2,04,735*	*2,49,970*	*5,75,359*	*4,83,560*	*66,671*
„ *Sind*	*1,418*	*1,111*	*1,198*	*2,109*	*166*	*24,505*	*26,146*	*34,792*	*44,295*	*4,948*
„ *Madras*	*4,546*	*6,334*	*17,224*	*12,969*	*9,442*	*1,64,087*	*2,10,920*	*3,19,328*	*2,66,368*	*1,39,516*
„ *Burma*	*3,243*	*1,640*	*1,461*	*4,791*	*2,914*	*92,708*	*65,952*	*81,361*	*70,742*	*36,161*
TOTAL	19,089	27,844	41,769	55,922	19,262	5,76,709	6,92,224	12,19,411	11,46,482	2,88,373

(a) Excludes sodium hydrosulphite and sodium hyposulphite from 1936-37.

No. 10—*continued*

ARTICLES, AND COUNTRIES OF CONSIGNMENT; ALSO SHARE OF EACH PROVINCE	QUANTITY					VALUE				
	1932-33	1933-34	1934-35	1935-36	1936-37	1932-33	1933-34	1934-35	1935-36	1936-37
Chemicals and chemical preparations (*excluding* chemical manures and medicines)—*continued*						R	R	R	R	R
***Sodium compounds*—concluded**										
***Total of Sodium compounds*—**	Cwts.	Cwts.	Cwts.	Cwts.	Cwts.					
United Kingdom (*including* Channel Islands)	1,259,412	1,380,116	1,470,553	1,644,584	1,647,290	96,16,803	1,02,40,838	1,09,93,049	1,12,39,700	94,42,305
Aden and Dependencies	3,387	2,814	2,459	3,260	1,343	31,978	3,340	6,421	5,715	2,805
Hongkong	1	..	647	5	..	9	..	5,849	31	4
Kenya Colony	79,000	83,002	67,000	70,000	73,000	4,40,701	4,61,874	3,71,990	3,73,522	3,25,583
Other British Possessions	82	291	345	168	196	739	2,591	3,708	1,704	2,015
TOTAL BRITISH EMPIRE	1,343,882	1,416,223	1,541,004	1,718,017	1,721,820	1,00,92,230	1,07,13,643	1,13,81,063	1,16,20,672	97,72,712
U. S. S. R.—										
Northern	21,146	4,239	411	60	1,118	1,82,291	19,799	4,613	773	8,712
Southern	1,04,285	42,972	14,172	..	695	8,30,267	2,22,578	77,549	..	13,082
Germany	16,650	17,057	37,213	41,203	37,889	2,49,243	2,35,760	7,57,813	6,13,799	3,86,649
Netherlands	3,682	215	188	234	146	1,16,034	6,828	3,287	4,637	4,992
Belgium	5,936	5,238	1,336	2,462	5,380	73,248	58,179	30,395	18,883	37,569
France	2,915	1,326	1,916	437	2,871	66,368	34,052	23,465	7,903	28,375
Switzerland	14	20	215	278	303	646	207	9,041	14,861	11,637
Italy (*including* Fiume)	9,416	1,010	1,106	52	241	79,911	12,243	12,186	1,525	2,378
Czechoslovakia	210	39	119	..	10	3,501	2,275	6,110	..	1,014
Japan	72,741	112,890	218,630	182,299	144,170	4,24,215	7,34,512	13,33,551	10,51,224	6,97,665
China (*exclusive* of Hongkong and Macão)	..	..	515	..	..	..	..	9,238	..	..
Egypt	3,731	9,565	1,724	..	..	57,581	48,060	10,127	..	..
United States of America—										
Vid Atlantic Coast	40,917	84,850	73,708	61,310	56,510	5,59,447	6,80,168	7,00,133	4,52,405	3,83,091
„ Pacific „	4,350	500	16,131	5,496	27,589	41,936	4,959	99,294	37,480	1,00,409
Other Foreign Countries	804	25	158	399	2	4,610	1,999	4,378	1,916	82
TOTAL FOREIGN COUNTRIES	291,747	280,446	366,887	294,415	276,424	26,94,840	20,61,609	31,31,075	22,06,409	16,70,655
Share of Bengal	*781,646*	*802,013*	*897,708*	*973,116*	*926,631*	*52,33,836*	*55,71,806*	*62,92,999*	*62,24,283*	*49,42,234*
„ *Bombay*	*299,440*	*275,171*	*346,936*	*400,482*	*370,064*	*26,52,434*	*22,11,660*	*30,57,423*	*30,65,775*	*23,05,301*
„ *Sind*	*295,590*	*316,336*	*352,496*	*299,741*	*359,880*	*20,49,118*	*21,55,218*	*23,13,078*	*17,98,413*	*17,31,393*
„ *Madras*	*212,334*	*232,370*	*233,836*	*259,733*	*262,355*	*21,35,902*	*21,95,631*	*21,69,578*	*20,75,313*	*18,70,097*
„ *Burma*	*69,719*	*79,776*	*77,465*	*79,410*	*78,823*	*7,15,287*	*8,40,042*	*6,79,059*	*6,62,297*	*5,94,342*
TOTAL	1,658,829	1,696,669	1,907,841	2,013,482	1,998,253	1,27,86,576	1,27,75,252	1,45,12,137	1,38,26,081	1,14,43,357
***Sulphur (Brimstone) (III, C)*—**	Cwts.	Cwts.	Cwts.	Cwts.	Cwts.					
United Kingdom (*including* Channel Islands)	4,452	1,311	1,487	578	884	30,788	9,111	41,799	5,060	6,355
Other British Possessions	..	68	304	5	219	..	333	1,485	51	2,989
TOTAL BRITISH EMPIRE	4,452	1,379	1,791	583	1,103	30,788	9,444	43,284	5,111	9,344
Germany	37,637	32,074	9,844	42,157	18,354	1,88,644	1,31,022	49,792	1,86,066	79,177
Netherlands	2,589	200	800	..	20,982	15,386	817	3,688	1	1,18,904
Belgium	160	..	264	260	3,475	1,531	21	2,058	1,894	37,079
Italy (*including* Fiume)	206,408	245,157	213,600	184,531	189,441	11,55,239	13,51,149	9,83,216	8,19,478	8,28,462
Java	31,419	41,823	48,961	32,862	36,740	4,06,165	1,90,451	1,94,350	1,53,409	1,62,379
Japan	31,212	97,123	118,890	247,534	234,840	1,48,589	5,73,951	4,12,991	8,23,741	7,92,085
United States of America—										
Vid Atlantic Coast	594	25,929	9,472	11,815	34,574	4,493	1,12,028	50,941	61,293	1,02,616
„ Pacific „	..	..	800	..	..	..	..	3,537	..	12
Other Foreign Countries	..	..	..	240	133	..	..	..	1,042	435
TOTAL FOREIGN COUNTRIES	360,014	442,311	402,831	519,389	549,539	19,20,147	26,59,439	16,80,603	20,46,029	21,76,149
Share of Bengal	*245,590*	*283,181*	*280,524*	*343,956*	*403,357*	*13,21,861*	*13,96,916*	*11,69,457*	*13,23,215*	*15,70,427*
„ *Bombay*	*51,111*	*49,419*	*57,459*	*66,857*	*60,065*	*2,84,135*	*2,29,886*	*2,61,235*	*2,82,153*	*2,61,893*
„ *Sind*	*10,235*	*13,191*	*13,914*	*12,784*	*13,872*	*61,035*	*63,331*	*65,031*	*58,132*	*62,194*
„ *Madras*	*9,656*	*13,690*	*20,062*	*18,390*	*13,327*	*67,129*	*1,11,439*	*99,323*	*96,480*	*90,143*
„ *Burma*	*47,974*	*80,809*	*33,463*	*78,935*	*55,021*	*2,36,776*	*3,37,312*	*1,28,836*	*2,92,063*	*2,00,836*
TOTAL	364,466	443,690	404,422	519,972	550,642	19,50,935	20,08,883	17,23,887	20,52,040	21,85,493

No. 10—*continued*

ARTICLES, AND COUNTRIES OF CONSIGNMENT; ALSO SHARE OF EACH PROVINCE	QUANTITY					VALUE				
	1932-33	1933-34	1934-35	1935-36	1936-37	1932-33	1933-34	1934-35	1935-36	1936-37
Chemicals and chemical preparations (excluding chemical manures and medicines)—continued						R	R	R	R	R
Zinc compounds—	Cwts.	Cwts.	Cwts.	Cwts.	Cwts.					
Chloride (III. C)—										
United Kingdom (*including* Channel Islands)	28,090	18,912	14,273	16,036	11,605	2,81,829	1,77,632	1,20,899	1,31,142	98,758
Hongkong	..	..	4	1	..	..	..	62	10	..
TOTAL BRITISH EMPIRE	28,090	18,912	14,277	16,037	11,605	2,81,829	1,77,632	1,20,961	1,31,152	98,758
Germany	1,957	9,066	13,366	16,708	11,036	25,177	84,402	1,13,857	1,31,797	84,070
Belgium	217	1,767	3,839	4,311	2,178	2,585	16,790	33,034	34,975	19,168
Japan	106	2	20	345	692	924	99	161	2,832	6,170
Other Foreign Countries	226	300	..	..	223	3,198	2,692	..	1	1,991
TOTAL FOREIGN COUNTRIES	2,506	11,137	17,225	21,364	14,129	31,884	1,03,983	1,46,552	1,69,605	1,11,399
Share of Bengal	*1,844*	*3,826*	*4,627*	*4,868*	*2,149*	*23,028*	*48,889*	*36,889*	*38,711*	*19,969*
" *Bombay*	*27,868*	*25,614*	*26,622*	*31,319*	*23,894*	*2,81,550*	*2,30,788*	*2,19,689*	*2,46,198*	*1,82,108*
" *Sind*	*60*	*83*	*189*	*136*	*176*	*1,039*	*1,599*	*2,113*	*1,764*	*2,113*
" *Madras*	*549*	*433*	*639*	*1,991*	*413*	*6,857*	*4,955*	*6,781*	*12,765*	*4,501*
" *Burma*	*85*	*93*	*85*	*76*	*104*	*1,239*	*1,374*	*1,136*	*1,139*	*1,489*
TOTAL	30,596	30,049	31,502	37,401	25,734	3,13,713	2,81,615	2,66,513	3,00,757	2,10,157
Others (III. C)—	Cwts.	Cwts.	Cwts.	Cwts.	Cwts.					
United Kingdom (*including* Channel Islands)	503	3,108	28,180	36,020	32,781	10,290	50,049	4,34,946	5,24,764	4,69,348
Poland (*including* Danzig)	..	20	..	..	4,443	..	339	..	..	50,076
Germany	1,852	3,357	1,604	1,990	5,862	14,510	31,506	23,986	27,316	66,345
Netherlands	20	68	21	429	102	532	1,255	459	5,584	1,543
Belgium	3	167	471	499	747	94	2,966	7,451	7,160	8,619
Japan	281	310	4,165	4,851	3,868	2,881	4,326	57,682	72,365	55,918
Other Foreign Countries	19	..	3	120	..	561	4	60	1,770	2
TOTAL FOREIGN COUNTRIES	2,175	3,922	6,264	7,889	15,022	18,578	80,398	89,838	1,14,195	1,82,503
Share of Bengal	*642*	*2,182*	*20,548*	*20,524*	*33,318*	*9,479*	*47,240*	*3,34,942*	*4,12,225*	*4,56,269*
" *Bombay*	*166*	*167*	*13,036*	*13,151*	*12,397*	*2,869*	*6,403*	*2,10,405*	*1,93,213*	*1,67,073*
" *Sind*	*157*	*38*	*622*	*523*	*660*	*5,100*	*1,224*	*11,356*	*16,183*	*11,997*
" *Madras*	*103*	*356*	*179*	*329*	*401*	*2,217*	*6,337*	*3,819*	*6,839*	*8,027*
" *Burma*	*1,616*	*3,231*	*269*	*282*	*526*	*9,152*	*18,583*	*4,969*	*5,398*	*8,495*
TOTAL	2,678	7,030	34,444	44,809	47,803	28,868	80,447	5,14,782	6,38,959	6,51,851
Total of Zinc compounds—	Cwts.	Cwts.	Cwts.	Cwts.	Cwts.					
United Kingdom (*including* Channel Islands)	28,593	22,020	42,453	52,056	44,386	2,92,119	2,27,681	5,45,843	6,55,906	5,68,106
Other British Possessions	..	..	4	1	..	..	..	62	10	..
TOTAL BRITISH EMPIRE	28,593	22,020	42,457	52,057	44,386	2,92,119	2,27,681	5,45,905	6,55,916	5,68,106
Poland (*including* Danzig)	..	20	..	..	4,443	..	339	..	..	50,076
Germany	3,809	12,425	14,970	18,698	16,898	39,687	1,05,910	1,36,843	1,59,113	1,50,415
Netherlands	226	68	21	429	102	3,452	1,255	459	5,585	1,543
Belgium	220	1,934	4,310	4,810	2,925	2,679	19,756	40,485	42,135	27,787
Japan	387	312	4,185	5,196	4,560	3,805	4,425	58,043	75,197	62,088
Other Foreign Countries	39	300	3	120	223	839	2,696	60	1,770	1,993
TOTAL FOREIGN COUNTRIES	4,681	15,059	23,489	29,253	29,151	50,462	1,34,881	2,35,890	2,83,800	2,93,902
Share of Bengal	*2,486*	*7,014*	*24,573*	*25,118*	*35,968*	*33,498*	*90,129*	*3,81,831*	*4,51,036*	*4,76,239*
" *Bombay*	*28,184*	*25,781*	*39,658*	*44,461*	*35,291*	*2,84,419*	*2,37,201*	*4,29,994*	*4,44,618*	*3,49,178*
" *Sind*	*217*	*121*	*552*	*659*	*836*	*6,139*	*2,823*	*13,474*	*17,948*	*14,110*
" *Madras*	*652*	*789*	*818*	*1,320*	*813*	*9,134*	*11,342*	*10,600*	*19,555*	*13,528*
" *Burma*	*1,695*	*3,374*	*345*	*358*	*630*	*10,391*	*19,957*	*5,398*	*6,537*	*9,975*
TOTAL	33,274	37,079	65,946	82,210	73,537	3,42,581	3,62,062	7,81,295	9,39,716	8,63,008
Other sorts of chemicals (III. C)—										
United Kingdom (*including* Channel Islands)	—	—	—	—	—	14,76,031	15,40,685	17,39,576	23,05,222	21,32,403
Ceylon (*excluding* Maldives)	—	—	—	—	—	18,370	17,040	23,842	17,595	2,832
Straits Settlements	—	—	—	—	—	10,818	6,545	7,785	5,551	7,712
Hongkong	—	—	—	—	—	20,388	20,267	24,874	29,157	41,593
Canada— *Via* Atlantic Coast	—	—	—	—	—	11,024	17,924	39,679	36,951	21,100
Commonwealth of Australia	—	—	—	—	—	6,667	4,649	10,814	5,853	8,987
Other British Possessions	—	—	—	—	—	196	1,081	2,534	92	669
TOTAL BRITISH EMPIRE	—	—	—	—	—	15,44,046	16,10,191	18,47,604	24,01,421	22,15,300

No. 10—*continued*

ARTICLES, AND COUNTRIES OF CONSIGNMENT: ALSO SHARE OF EACH PROVINCE	QUANTITY					VALUE				
	1932-33	1933-34	1934-35	1935-36	1936-37	1932-33	1933-34	1934-35	1935-36	1936-37
						R	R	R	R	R
Chemicals and chemical preparations (*excluding* chemical manures and medicines)—*continued*										
***Other sorts of chemicals (III. C)*—continued**										
Sweden	—	—	—	—	—	38,477	55,514	23,660	40,753	32,962
Germany	—	—	—	—	—	17,70,491	17,12,418	15,60,583	18,75,916	16,82,022
Netherlands	—	—	—	—	—	3,25,555	1,74,503	2,52,845	3,93,543	4,83,507
Belgium	—	—	—	—	—	76,957	91,646	62,228	1,06,832	1,17,670
France	—	—	—	—	—	2,36,474	1,43,048	2,24,397	2,87,426	2,77,890
Switzerland	—	—	—	—	—	56,556	77,398	1,50,758	1,40,189	1,95,498
Italy (*including* Fiume)	—	—	—	—	—	41,474	26,085	30,275	36,402	32,035
Austria	—	—	—	—	—	9,538	4,623	2,328	11,646	88,479
Hungary	—	—	—	—	—	..	114	..	6,645	1,153
Czechoslovakia	—	—	—	—	—	16,273	4,405	1,916	1,990	1,939
Japan	—	—	—	—	—	2,86,397	3,64,601	3,44,085	4,85,742	3,03,865
China (*exclusive* of Hongkong and Macao)	—	—	—	—	—	17,807	22,471	26,555	27,200	37,389
United States of America—*Vid* Atlantic Coast	—	—	—	—	—	5,29,922	4,78,485	4,03,067	4,47,870	4,35,780
„ Pacific „	—	—	—	—	—	1,067	2,821	7,419	27,974	7,390
Argentine Republic (*including* the Atlantic Coast of Patagonia)	—	—	—	—	—	7,632	..	..	..	..
Other Foreign Countries	—	—	—	—	—	4,589	8,481	18,035	6,845	5,438
TOTAL FOREIGN COUNTRIES	—	—	—	—	—	34,19,259	31,66,068	31,23,071	38,96,928	37,93,007
Share of Bengal	—	—	—	—	—	*15,03,645*	*13,76,872*	*14,42,929*	*17,99,668*	*17,71,422*
„ *Bombay*	—	—	—	—	—	*23,22,784*	*21,96,674*	*22,13,351*	*23,29,307*	*26,07,444*
„ *Sind*	—	—	—	—	—	*3,23,729*	*3,19,437*	*3,13,632*	*3,70,618*	*3,92,242*
„ *Madras*	—	—	—	—	—	*5,43,433*	*6,33,624*	*6,87,923*	*9,30,739*	*9,13,780*
„ *Burma*	—	—	—	—	—	*2,59,659*	*2,54,657*	*3,07,340*	*3,67,968*	*3,13,419*
TOTAL	—	—	—	—	—	49,63,805	47,76,254	49,70,675	62,98,344	60,08,307
***Total of chemicals and chemical preparations* (excluding *chemical manures and medicines*)—**										
United Kingdom (*including* Channel Islands)	—	—	—	—	—	1,40,08,427	1,49,02,163	1,63,50,923	1,74,16,068	1,46,90,049
Aden and Dependencies	—	—	—	—	—	31,078	8,530	9,349	5,783	2,805
Ceylon (*excluding* Maldives)	—	—	—	—	—	20,331	18,035	26,549	19,841	4,912
Straits Settlements	—	—	—	—	—	15,539	25,979	21,920	19,428	29,453
Hongkong	—	—	—	—	—	53,285	68,419	57,930	65,631	80,204
Union of South Africa	—	—	—	—	—	37,788	24,394	15,023	19,752	13,869
Kenya Colony	—	—	—	—	—	4,40,701	4,61,874	3,71,996	3,73,522	3,25,583
Canada—*Vid* Atlantic Coast	—	—	—	—	—	1,60,818	1,23,897	2,20,311	3,00,035	3,21,830
„ Pacific „	—	—	—	—	—	..	..	5,019	8,940	..
Commonwealth of Australia	—	—	—	—	—	34,920	32,655	24,164	16,726	23,207
Other British Possessions	—	—	—	—	—	164	1,085	3,256	81	747
TOTAL BRITISH EMPIRE	—	—	—	—	—	1,48,03,901	1,56,66,541	1,71,07,340	1,82,45,807	1,54,92,739
U. S. S. R.—										
Northern	—	—	—	—	—	1,32,291	19,799	6,412	773	5,522
Southern	—	—	—	—	—	8,32,827	2,22,661	83,461	240	13,082
Finland	—	—	—	—	—	2,45,189	..	63,457	56,556	76,208
Sweden	—	—	—	—	—	2,83,270	6,94,791	2,88,891	3,27,026	2,53,977
Norway	—	—	—	—	—	79,896	92,876	80,426	49,030	88,030
Poland (*including* Danzig)	—	—	—	—	—	234	14,655	25,251	12,698	73,076
Denmark	—	—	—	—	—	670	2,062	3,012	18,165	1,340
Germany	—	—	—	—	—	40,48,490	34,37,230	38,94,043	44,64,484	35,90,096
Netherlands	—	—	—	—	—	6,67,505	3,18,804	3,67,457	5,87,768	7,33,121

No. 10—*continued*

ARTICLES, AND COUNTRIES OF CONSIGNMENT; ALSO SHARE OF EACH PROVINCE	Quantity					Value				
	1933-33	1933-34	1934-35	1935-36	1936-37	1933-33	1933-34	1934-35	1935-36	1936-37
						R	R	R	R	R
Chemicals and chemical preparations (excluding chemical manures and medicines)—concluded										
Total of chemicals and chemical preparations (excluding chemical manures and medicines)—continued										
Belgium	—	—	—	—	—	3,66,170	4,04,815	3,33,534	3,89,182	5,24,708
France	—	—	—	—	—	6,54,152	3,59,361	3,81,413	4,21,159	3,93,772
Spain	—	—	—	—	—	3,477	11,497	54,044	36,980	27,670
Switzerland	—	—	—	—	—	65,563	86,240	2,16,641	1,86,766	3,21,742
Italy (including Fiume)	—	—	—	—	—	15,13,690	15,45,659	13,76,584	11,05,406	9,80,930
Austria	—	—	—	—	—	11,938	5,228	2,858	13,250	92,662
Hungary	—	—	—	—	—	..	114	..	6,645	1,153
Czechoslovakia	—	—	—	—	—	38,038	8,646	19,700	35,324	25,640
Yugo-Slavia (Kingdom of the Serbs, Croats and Slovenes)	—	—	—	—	—	5,684	1,357	..	513	..
Turkey, European	—	—	—	—	—	9,003	873	1,787	1,275	..
Turkey Asiatic	—	—	—	—	—	..	..	..	3,400	16,339
Iran	—	—	—	—	—	6,447	1,400	759	343	14
Java	—	—	—	—	—	4,08,340	1,95,156	2,08,074	1,60,434	1,87,209
Japan	—	—	—	—	—	13,25,588	22,81,077	30,00,972	35,94,924	28,36,519
China (*exclusive of Hongkong and Macão*)	—	—	—	—	—	31,969	28,680	53,220	50,063	1,15,337
Egypt	—	—	—	—	—	61,881	51,067	19,116	2,248	2,304
United States of America—										
Vid Atlantic Coast	—	—	—	—	—	14,19,899	15,44,554	15,41,235	13,53,453	12,43,678
„ Pacific „	—	—	—	—	—	43,060	9,143	1,12,421	65,501	1,12,863
Argentine Republic (excluding the Atlantic Coast of Patagonia)	—	—	—	—	—	7,583	..	..	..	..
Other Foreign Countries	—	—	—	—	—	1,143	1,840	1,780	900	594
TOTAL FOREIGN COUNTRIES	—	—	—	—	—	1,23,16,066	1,13,89,099	1,21,31,938	1,29,42,529	1,17,26,686
Share of Bengal	—	—	—	—	—	*1,07,57,499*	*1,10,76,191*	*1,19,63,300*	*1,27,81,674*	*1,14,22,275*
„ *Bombay*	—	—	—	—	—	*76,42,579*	*83,53,174*	*81,76,243*	*90,11,642*	*72,30,054*
„ *Sind*	—	—	—	—	—	*30,96,934*	*33,24,061*	*33,50,255*	*30,29,338*	*33,01,265*
„ *Madras*	—	—	—	—	—	*37,76,370*	*39,76,931*	*40,31,003*	*42,15,243*	*38,38,931*
„ *Burma*	—	—	—	—	—	*13,52,535*	*13,76,283*	*17,17,771*	*21,50,426*	*13,76,259*
TOTAL	—	—	—	—	—	2,71,24,967	2,70,05,640	2,92,39,278	3,11,88,336	2,72,19,425
China clay (II. B)—	Cwts.	Cwts.	Cwts.	Cwts.	Cwts.					
United Kingdom (*including Channel Islands*)	356,656	351,578	426,684	530,222	398,941	8,04,220	7,59,828	9,35,902	11,28,893	8,77,129
Straits Settlements	..	..	..	..	176	..	..	..	..	535
TOTAL BRITISH EMPIRE	356,656	351,578	426,684	530,222	399,117	8,04,220	7,59,828	9,35,902	11,28,893	8,77,664
Germany	3,067	486	45	186	4	11,444	2,647	480	1,530	168
United States of America *Vid* Atlantic Coast	269	..	..	1	..	1,787	..	..	15	..
„ Pacific „	893	..	..	..	..	11,094	..	..	..	..
Other Foreign Countries	1,143	464	48	124	401	3,491	2,099	695	607	1,404
TOTAL FOREIGN COUNTRIES	5,372	949	93	261	405	28,416	4,746	1,175	2,152	1,567
Share of Bengal	*20,381*	*24,171*	*25,989*	*31,734*	*39,941*	*64,999*	*76,553*	*1,14,478*	*1,04,531*	*1,39,144*
„ *Bombay*	*338,764*	*325,252*	*386,245*	*494,995*	*356,170*	*7,45,465*	*6,75,129*	*8,04,371*	*10,11,034*	*7,36,380*
„ *Sind*	*281*	*278*	*235*	*375*	*30*	*1,705*	*1,827*	*1,818*	*2,176*	*252*
„ *Madras*	*1,621*	*2,870*	*4,155*	*3,324*	*3,367*	*6,581*	*10,991*	*16,365*	*13,127*	*13,235*
„ *Burma*	*1,175*	*6*	*123*	*8*	*4*	*14,916*	*86*	*645*	*174*	*314*
TOTAL	362,228	352,527	426,777	530,483	399,522	8,32,656	7,64,574	9,37,077	11,31,045	8,79,231
Chinese and Japanese ware (*including* lacquered ware, but *excluding* earthenware and porcelain) (III. E)—										
United Kingdom (*including Channel Islands*)	—	—	—	—	—	19,692	5,268	25,808	1,777	2,868
Hongkong	—	—	—	—	—	7,956	4,799	6,948	2,018	2,117
Other British Possessions	—	—	—	—	—	911	1,774	550	673	258
TOTAL BRITISH EMPIRE	—	—	—	—	—	28,559	11,836	33,801	4,468	5,243

No. 10—*continued*

ARTICLES, AND COUNTRIES OF CONSIGNMENT; ALSO SHARE OF EACH PROVINCE	QUANTITY					VALUE				
	1932-33	1933-34	1934-35	1935-36	1936-37	1932-33	1933-34	1934-35	1935-36	1936-37
						R	R	R	R	R
Chinese and Japanese ware (*including* lacquered ware, but *excluding* earthenware and porcelain) (III. E)—*continued*										
Japan	—	—	—	—	—	11,750	24,669	28,174	22,410	21,826
China (*exclusive* of Hong-kong and Macao)	—	—	—	—	—	5,047	3,295	2,778	14,976	3,392
Other Foreign Countries	—	—	—	—	—	961	704	4,694	333	1,217
TOTAL FOREIGN COUNTRIES	—	—	—	—	—	17,758	28,668	35,646	37,719	26,435
Share of Bengal	—	—	—	—	—	*1,755*	*6,335*	*34,448*	*19,997*	*12,130*
„ *Bombay*	—	—	—	—	—	*29,769*	*14,292*	*10,077*	*5,764*	*5,896*
„ *Sind*	—	—	—	—	—	*1,493*	*2,348*	*2,493*	*1,885*	*2,768*
„ *Madras*	—	—	—	—	—	*1,231*	*2,931*	*4,491*	*3,264*	*4,377*
„ *Burma*	—	—	—	—	—	*12,079*	*14,553*	*16,938*	*11,377*	*6,013*
TOTAL	—	—	—	—	—	46,317	40,504	68,447	42,187	31,678
Clocks and Watches and parts thereof—										
Clocks and timepieces (III. D)—	No.	No.	No.	No.	No.					
United Kingdom (*including* Channel Islands)	4,930	5,035	4,201	5,286	4,006	67,688	58,470	80,501	77,415	63,982
Other British Possessions	1,445	905	808	938	216	10,242	4,553	6,360	4,454	1,338
TOTAL BRITISH EMPIRE	6,375	5,940	5,009	6,224	4,222	77,880	63,023	86,861	81,869	65,312
Germany	128,384	145,694	112,605	152,037	154,625	3,45,474	3,49,681	2,77,268	4,07,558	4,05,018
France	8,869	18,622	9,514	9,149	8,699	35,331	75,169	41,617	33,887	33,963
Switzerland	38,066	15,166	19,653	15,156	5,036	95,531	52,741	67,667	63,135	28,326
Italy (*including* Fiume)	4,323	808	289	1,553	1	10,325	3,975	1,435	5,780	76
Austria	..	..	425	127	21	..	..	5,649	423	361
French Indo-China	1	1	2,118	2	..	10	30	8,470	25	..
Japan	156,388	256,067	245,180	303,735	254,088	4,24,815	6,81,422	6,93,058	7,72,042	6,80,176
United States of America—										
Vid Atlantic Coast	10,958	13,474	28,234	30,867	34,180	75,935	77,782	1,32,554	1,51,368	1,51,018
„ Pacific „	1	2	..	147	266	130	15	..	401	1,063
Other Foreign Countries	1,140	1,662	689	587	1,036	5,076	8,269	1,430	2,036	3,303
TOTAL FOREIGN COUNTRIES	348,080	451,566	418,657	518,310	457,952	9,02,627	12,49,025	12,30,088	14,36,655	13,03,304
Share of Bengal	*118,876*	*170,086*	*133,523*	*166,618*	*160,534*	*2,99,665*	*3,76,263*	*3,74,353*	*4,15,057*	*3,81,968*
„ *Bombay*	*144,316*	*167,161*	*164,454*	*192,347*	*166,403*	*4,65,737*	*5,66,033*	*5,36,794*	*6,37,132*	*5,44,717*
„ *Sind*	*33,241*	*44,974*	*50,849*	*76,024*	*53,825*	*1,07,360*	*1,33,232*	*1,62,855*	*2,10,689*	*1,93,935*
„ *Madras*	*40,125*	*55,655*	*55,777*	*52,898*	*47,951*	*1,36,733*	*1,73,300*	*1,81,190*	*1,34,571*	*1,42,369*
„ *Burma*	*17,898*	*19,651*	*16,123*	*31,653*	*28,461*	*62,122*	*65,381*	*62,257*	*1,21,075*	*1,05,127*
TOTAL	354,455	457,506	423,666	519,534	462,174	10,70,507	13,12,108	13,16,949	15,18,524	13,68,616
***Watches*[a] (*III. D*)—**	No.	No.	No.	No.	No.					
United Kingdom (*including* Channel Islands)	756	4,634	2,201	1,108	1,767	11,172	36,359	16,756	7,710	31,579
Straits Settlements	347	15	27	49	4,824	2,931	161	213	415	23,196
Other British Possessions	126	92	123	45	48	1,353	1,755	928	1,103	487
TOTAL BRITISH EMPIRE	1,229	4,741	2,351	1,197	6,639	15 456	38,775	17,897	9,228	55,262
Germany	2,990	5,004	3,471	6,766	21,316	5,324	7,515	6,799	12,392	53,810
France	3,013	7,745	2,548	5,557	3,752	10,068	16,724	5,389	16,323	34,671
Switzerland	51,882	65,336	74,609	74,828	474,794	99,850	1,28,668	1,67,430	1,49,982	23,59,917
Italy (*including* Fiume)	276	2,201	69	218	..	2,064	26,696	938	3,239	..
Austria	..	11	41	..	1,200	..	412	5,705	..	879
Japan	508	1,029	10,012	1,530	13,201	2,525	3,893	19,494	6,097	58,527
United States of America—										
Via Atlantic Coast	147	48	753	729	2,428	459	199	2,067	2,312	9,282
„ Pacific „	1	..	..	..	..	75	..	..	..	..
Other Foreign Countries	16	49	312	1,251	1,113	163	247	3,025	2 391	6,328
TOTAL FOREIGN COUNTRIES	58,832	81,418	91,815	90,879	522,804	1,20,468	1 84,349	2,10,797	1,92 636	25,23,414

[a] Inclusive, from April, 193[illegible], of imports by postal packets referred to Collector of Customs for assessment.

No. 10—*continued*

ARTICLES, AND COUNTRIES OF CONSIGNMENT; ALSO SHARE OF EACH PROVINCE	QUANTITY					VALUE				
	1932-33	1933-34	1934-35	1935-36	1936-37	1932-33	1933-34	1934-35	1935-36	1936-37
						R	R	R	R	R
Clocks and Watches and parts thereof—*continued*										
Watches* (III. D)—*continued*	No.	No.	No.	No.	No.					
Share of Bengal	*9,724*	*13,361*	*16,274*	*13,115*	*99,793*	*25,149*	*24,687*	*35,673*	*31,662*	*4,44,127*
" *Bombay*	*44,147*	*67,035*	*70,864*	*55,694*	*371,291*	*96,101*	*1,50,880*	*1,58,818*	*1,17,569*	*17,84,474*
" *Sind*	*4,481*	*2,337*	*3,166*	*12,204*	*19,124*	*3,469*	*27,652*	*18,888*	*27,497*	*93,761*
" *Madras*	*3*	*157*	*1,358*	*990*	*5,434*	*136*	*795*	*4,003*	*7,608*	*31,350*
" *Burma*	*1,701*	*3,219*	*2,504*	*5,073*	*33,796*	*6,069*	*19,110*	*11,397*	*17,528*	*2,24,964*
TOTAL	60,061	86,159	94,166	92,076	529,443	1,35,924	2,23,124	2,28,694	2,01,864	25,78,676
Parts of clocks and watches (III. D)—										
United Kingdom (*including* Channel Islands)	—	—	—	—	—	8,910	9,582	7,217	25,836	22,484
Other British Possessions	—	—	—	—	—	183	144	366	3	15
TOTAL BRITISH EMPIRE	—	—	—	—	—	9,093	9,726	7,583	25,839	22,499
Germany	—	—	—	—	—	3,602	4,869	7,323	7,403	4,788
Switzerland	—	—	—	—	—	12,773	929	3,291	2,214	4,581
Japan	—	—	—	—	—	38,244	37,241	56,500	55,965	55,027
Other Foreign Countries	—	—	—	—	—	4,772	5,039	4,896	2,970	2,984
TOTAL FOREIGN COUNTRIES	—	—	—	—	—	59,391	48,078	72,010	68,552	67,380
Share of Bengal	—	—	—	—	—	*16,569*	*11,904*	*17,723*	*29,808*	*22,688*
" *Bombay*	—	—	—	—	—	*42,804*	*37,814*	*41,600*	*38,926*	*46,318*
" *Sind*	—	—	—	—	—	*7,006*	*6,712*	*12,070*	*18,356*	*13,011*
" *Madras*	—	—	—	—	—	*1,112*	*563*	*7,103*	*13,132*	*2,512*
" *Burma*	—	—	—	—	—	*993*	*811*	*1,697*	*1,169*	*5,355*
TOTAL	—	—	—	—	—	68,484	57,804	79,593	94,391	89,879
Total of Clocks and Watches and parts thereof—										
United Kingdom (*including* Channel Islands)	—	—	—	—	—	87,720	1,04,911	1,04,474	1,10,961	1,18,045
Straits Settlements	—	—	—	—	—	6,940	3,150	2,681	3,142	23,862
Other British Possessions	—	—	—	—	—	7,769	3,463	5,186	2,833	1,166
TOTAL BRITISH EMPIRE	—	—	—	—	—	1,02,429	1,11,524	1,12,341	1,16,936	1,43,073
Germany	—	—	—	—	—	3,54,400	3,62,065	2,91,390	4,27,353	4,63,616
Belgium	—	—	—	—	—	4,099	2,224	955	2,205	5,127
France	—	—	—	—	—	47,661	96,021	48,235	51,749	69,501
Switzerland	—	—	—	—	—	2,08,154	1,82,338	2,38,328	2,15,231	23,02,824
Italy (*including* Fiume)	—	—	—	—	—	12,329	30,671	2,373	9,050	76
Austria	—	—	—	—	—	..	412	11,354	423	1,240
French Indo-China	—	—	—	—	—	10	30	8,470	25	..
Japan	—	—	—	—	—	4,65,584	7,22,556	7,69,052	8,34,104	7,93,730
United States of America—										
Viâ Atlantic Coast	—	—	—	—	—	77,937	78,888	1,37,318	1,55,985	1,62,401
" Pacific "	—	—	—	—	—	205	15	..	401	1,063
Other Foreign Countries	—	—	—	—	—	2,107	6,297	5,420	2,287	4,520
TOTAL FOREIGN COUNTRIES	—	—	—	—	—	11,72,486	14,81,512	15,12,895	16,97,843	38,94,098

*Inclusive, from April, 1936, of imports by postal packets referred to Collector of Customs for assessment.

No. 10—*continued*

ARTICLES, AND COUNTRIES OF CONSIGNMENT; ALSO SHARE OF EACH PROVINCE	QUANTITY					VALUE				
	1932-33	1933-34	1934-35	1935-36	1936-37	1932-33	1933-34	1934-35	1935-36	1936-37
Clocks and Watches and parts thereof—*concluded*						R	R	R	R	R
Total of Clocks and Watches and parts thereof—continued										
Share of Bengal	—	—	—	—	—	*3,40,382*	*4,12,854*	*4,27,754*	*4,69,527*	*3,48,783*
„ *Bombay*	—	—	—	—	—	*6,04,632*	*7,54,726*	*7,36,672*	*7,93,627*	*23,75,504*
„ *Sind*	—	—	—	—	—	*1,22,735*	*1,66,696*	*1,93,318*	*2,56,542*	*3,00,707*
„ *Madras*	—	—	—	—	—	*1,27,921*	*1,78,658*	*1,92,296*	*1,55,311*	*1,76,731*
„ *Burma*	—	—	—	—	—	*69,184*	*85,208*	*76,261*	*1,39,772*	*3,35,446*
TOTAL	—	—	—	—	—	12,74,915	15,93,086	16,25,236	18,14,779	40,37,171
Coal and Coke—										
Coal (II. A)—	Tons	Tons	Tons	Tons	Tons					
United Kingdom (*including* Channel Islands)	15,994	9 776	11,580	10,291	17,377	3,44,542	2,13,349	2,28,503	2.04,809	2,86,583
Ceylon (*excluding* Maldives)	247	1,660	2,580	239	250	6,281	27,925	40,979	2,891	3,750
Straits Settlements	533	982	..	609	350	10,337	10,192	..	8,741	5,700
Union of South Africa	13,518	35,770	32,353	19,203	37,415	2,02,978	5,16,817	4,70,417	2,76,168	5,54,146
Kenya Colony	..	287	..	..	682	..	5,600	..	..	6,820
Commonwealth of Australia	3,015	6,165	4,491	5,287	2,391	61,600	1,23,472	90,602	1,04,058	47,820
Other British Possessions	275	332	234	410	470	4,120	3,630	2,496	4,810	5,797
TOTAL BRITISH EMPIRE	33,670	54,974	51,238	36,039	58,935	6,29,858	9,00,985	8,27,997	6,00,977	9,10,616
Germany	..	..	2,159	10,008	12,720	..	..	31,155	1.50,258	1,93,506
Java	765	..	585	201	..	9,550	..	8,190	2,010	..
Japan	117	320	1,818	..	2,648	2,904	5,000	24,008	..	22,008
Portuguese East Africa	..	..	..	12,742	..	..	..	..	1,91,129	..
United States of America—										
Via Atlantic Coast	..	..	594	..	..	..	..	11,882	..	..
Other Foreign Countries	248	1,057	360	447	620	3,988	10,901	4,070	4,750	5,540
TOTAL FOREIGN COUNTRIES	1,130	1,377	5,516	23,398	15,988	16,442	15,901	89,305	3,48,147	2,21,049
Share of Bengal	*689*	*472*	*1,666*	*592*	*2,646*	*9,170*	*6,109*	*19,163*	*2,502*	*24,791*
„ *Bombay*	*11,310*	*14,411*	*20,336*	*13,306*	*26,736*	*2,67,922*	*3,70,611*	*3,71,612*	*2,63,275*	*4,22,100*
„ *Sind*	*12,230*	*25,242*	*26,925*	*42,428*	*35,665*	*1,85,737*	*3,81,962*	*3,96,293*	*6,21,476*	*5,24,334*
„ *Madras*	*2,542*	*4,082*	*1,015*	..	*30*	*41,966*	*62,188*	*12,837*	..	*450*
„ *Burma*	*3,129*	*11,743*	*6,812*	*2,116*	*2,846*	*1,41,505*	*1,96,016*	*1,17,387*	*61,871*	*1,59,440*
TOTAL	34,800	56,351	56,754	59,437	74,923	6,46,300	9,16,886	9,17,302	9,49,124	11,31,665
Coke (III, U)—	Tons	Tons	Tons	Tons	Tons					
United Kingdom (*including* Channel Islands)	1,220	1,327	2,020	1,913	1,867	49,104	51,916	78,181	77,015	82,830
Union of South Africa	10,803	17,703	11,672	13,740	14,037	2,47,120	3,67,458	3,41,199	2,78,946	2,91,687
Other British Possessions	..	51	..	..	..	1	911	..	36	2
TOTAL BRITISH EMPIRE	12,023	19,081	13,692	15,653	16,804	2,96,225	4,20,295	3,19,580	3.50,997	3,74,519
Germany	655	710	476	801	424	20,367	21,582	12,987	21,378	12,031

No. 10—*continued*

ARTICLES, AND COUNTRIES OF CONSIGNMENT; ALSO SHARE OF EACH PROVINCE	QUANTITY					VALUE				
	1932-33	1933-34	1934-35	1935-36	1936-37	1932-33	1933-34	1934-35	1935-36	1936-37
						R	R	R	R	R
Coal and Coke—*continued*										
Coke (III. U)—continued	Tons	Tons	Tons	Tons	Tons					
Share of Bengal	..	..	..	..	*31*	..	..	..	..	*1,358*
" *Bombay*	*626*	*710*	*451*	*901*	*863*	*19,688*	*21,582*	*12,157*	*24,067*	*19,097*
" *Madras*	*660*	*740*	*887*	*901*	*865*	*28,502*	*30,569*	*41,143*	*42,284*	*42,406*
" *Burma*	*11,392*	*18,341*	*12,830*	*14,652*	*15,669*	*2,68,492*	*3,89,726*	*2,79,267*	*3,06,019*	*3,23,689*
TOTAL	12,678	19,791	14,168	16,454	17,228	3,16,592	4,41,877	3,32,567	3,72,370	3,86,550
Total of Coal and Coke—	Tons	Tons	Tons	Tons	Tons					
United Kingdom (*including* Channel Islands)	17,214	11,103	13,600	12,204	19,244	3,93,646	2,65,275	3,01,884	2,81,824	3,69,413
Ceylon (*excluding* Maldives)	347	1,711	2,580	239	250	6,282	28,836	40,979	2,891	3,752
Straits Settlements	523	983	..	609	350	10,337	10,192	..	8,741	5,700
Union of South Africa	24,319	53,473	44,025	32,948	52,352	4,50,098	8,84,275	7,11,616	5,50,114	8,45,833
Kenya Colony	..	287	..	..	682	..	5,600	..	..	6,820
Commonwealth of Australia	3,015	6,165	4,491	5,287	2,391	61,600	1,23,472	90,602	1,04,094	47,820
Other British Possessions	275	333	234	410	470	4,120	3,630	2,496	4,310	5,797
TOTAL BRITISH EMPIRE	45,693	74,055	64,930	51,692	75,739	9,26,083	13,21,280	11,47,577	9,51,974	12,85,135
Germany	655	710	2,635	10,809	13,144	20,267	21,583	44,142	1,71,631	2,05,537
Java	765	..	585	201	..	9,550	..	8,190	2,010	..
Japan	117	320	1,818	..	2,648	2,904	5,000	34,008	..	22,003
Portuguese East Africa	..	..	..	12,742	..	..	..	..	1,91,129	..
United States of America—										
Viâ Atlantic Coast	..	295	594	..	..	..	1,967	11,882	..	..
Other Foreign Countries	248	762	360	447	620	3,988	8,934	4,070	4,750	5,540
TOTAL FOREIGN COUNTRIES	1,785	2,087	5,992	24,199	16,412	36,809	37,483	1,02,292	3,69,520	2,33,080
Share of Bengal	*689*	*472*	*1,666*	*592*	*2,677*	*9,170*	*6,109*	*19,158*	*2,502*	*26,149*
" *Bombay*	*11,836*	*15,121*	*20,787*	*14,207*	*27,399*	*2,87,610*	*2,92,193*	*3,83,769*	*2,87,342*	*4,41,197*
" *Sind*	*12,230*	*25,643*	*26,925*	*42,423*	*35,665*	*1,85,737*	*4,81,962*	*3,96,292*	*6,21,476*	*5,24,884*
" *Madras*	*3,202*	*4,322*	*1,902*	*901*	*895*	*70,468*	*92,757*	*53,980*	*42,284*	*42,850*
" *Burma*	*19,521*	*30,084*	*19,642*	*17,768*	*25,515*	*4,09,907*	*5,85,742*	*3,96,654*	*3,67,890*	*4,83,129*
TOTAL	47,478	76,142	70,922	75,891	92,151	9,62,892	13,58,763	12,49,869	13,21,494	15,18,215
Coffee, *other than* roasted or ground (I. I)—	Cwts.	Cwts.	Cwts.	Cwts.	Cwts.					
United Kingdom (*including* Channel Islands)	1,419	..	..	..	1	1,09,997	..	19	..	32
Other British Possessions	6	..	..	..	..	300	85	83	25	..
TOTAL BRITISH EMPIRE	1,425	..	..	..	1	1,10,297	85	102	25	32
TOTAL FOREIGN COUNTRIES	..	..	1	..	..	..	..	33	3	..

No. 10—*continued*

ARTICLES, AND COUNTRIES OF CONSIGNMENT; ALSO SHARE OF EACH PROVINCE	Quantity					Value				
	1932-33	1933-34	1934-35	1935-36	1936-37	1932-33	1933-34	1934-35	1935-36	1936-37
Coffee, *other than* roasted or ground (I. 1)—*continued*	Cwts.	Cwts.	Cwts.	Cwts.	Cwts.	R	R	R	R	R
Share of Bengal	..	..	..	..	..	..	..	..	*13*	..
" *Madras*	*1,419*	..	..	..	*1*	*1,09,997*	*85*	..	*1*	*32*
" *Burma*	*6*	..	*1*	..	..	*300*	..	*135*	*14*	..
TOTAL	1,425	..	1	..	*1*	1,10,297	85	135	28	32
Coir—										
Unmanufactured (II. 8)—	Tons	Tons	Tons	Tons	Tons					
United Kingdom (*including* Channel Islands)	..	158	82	4	96	18	11,797	5,666	330	6,875
Ceylon (*excluding* Maldives)	741	688	802	1,023	890	56,147	50,044	59,786	82,252	70,468
Straits Settlements	69	..	..	..	..	6,227	..	..	..	..
Kenya Colony	..	..	..	5	..	..	..	..	1,244	..
TOTAL BRITISH EMPIRE	810	841	884	1,032	986	62,387	61,841	65,452	83,826	77,343
TOTAL FOREIGN COUNTRIES	..	2	..	..	..	..	250	250	258	12
Share of Bengal	*422*	*374*	*365*	*388*	*425*	*32,791*	*26,007*	*23,034*	*27,691*	*30,858*
" *Bombay*	*333*	*397*	*416*	*414*	*444*	*24,924*	*29,150*	*30,499*	*40,447*	*35,858*
" *Sind*	*43*	*47*	*69*	*82*	*84*	*3,092*	*3,455*	*4,269*	*5,034*	*6,463*
" *Madras*	*9*	*21*	*49*	*45*	*28*	*1,247*	*3,093*	*7,429*	*7,395*	*4,261*
" *Burma*	*3*	*4*	*4*	*3*	*5*	*333*	*386*	*421*	*467*	*515*
TOTAL	810	843	884	1,032	986	62,387	62,091	65,652	84,084	77,355
Manufactured (excluding rope and bottling) (*III. U*)—	Tons	Tons	Tons	Tons	Tons					
Ceylon (*excluding* Maldives)	30	34	29	37	38	6,497	6,739	5,864	8,006	8,177
Other British Possessions	..	..	..	..	..	107	445	424	488	955
TOTAL BRITISH EMPIRE	30	34	29	37	38	6,604	7,184	6,288	8,494	9,132
TOTAL FOREIGN COUNTRIES	1	..	..	..	..	651	259	45	10	180
Share of Bengal	..	..	*5*	*5*	..	*12*	*272*	*769*	*643*	*1,070*
" *Bombay*	..	..	..	..	..	*346*	*105*	*20*	..	*141*
" *Sind*	..	..	..	..	..	*21*	..	*9*	*2*	*1*
" *Madras*	*31*	*34*	*23*	*29*	*33*	*6,875*	*6,934*	*5,107*	*7,487*	*7,668*
" *Burma*	..	..	*1*	*3*	*5*	*1*	*136*	*436*	*372*	*432*
TOTAL	31	34	29	37	38	7,255	7,448	6,881	8,504	9,312
Total Coir	Tons 841	Tons 877	Tons 913	Tons 1,069	Tons 1,024	69,642	69,584	71,988	92,588	86,667

No. 10—*continued*

ARTICLES, AND COUNTRIES OF CONSIGNMENT; ALSO SHARE OF EACH PROVINCE	Quantity					Value				
	1932-33	1933-34	1934-35	1935-36	1936-37	1932-33	1933-34	1934-35	1935-36	1936-37
	Lbs.	Lbs.	Lbs.	Lbs.	Lbs.	R	R	R	R	R
Coral (II. 5)—										
TOTAL BRITISH EMPIRE	..	1	1	560	..	..	11	1	125	..
Italy (*excluding* Fiume)	21,533	20,851	12,559	13,948	42,434	6,507	6,322	5,231	16,409	16,333
Other Foreign Countries	3,929	213	245	546	120	268	304	1,236	1,001	88
TOTAL FOREIGN COUNTRIES	25,462	21,064	12,804	14,494	42,554	6,775	6,626	6,467	17,410	16,426
Share of Bengal	*253*	*131*	*269*	*621*	*770*	*1,751*	*2,332*	*3,724*	*14,263*	*7,209*
,, *Bombay*	*19,049*	*20,135*	*12,277*	*13,273*	*38,864*	*4,965*	*3,853*	*2,577*	*3,180*	*10,962*
,, *Sind*	*9*	*189*	..	..	..	*3*	*113*	..	..	..
,, *Madras*	*6,169*	*663*	*153*	*560*	*2,920*	*786*	*308*	*162*	*132*	*954*
,, *Burma*	..	*1*	*6*	..	..	..	*19*	*5*	..	..
TOTAL	25,462	21,065	12,805	15,054	42,554	6,775	6,637	6,468	17,535	16,426
Cordage and rope of vegetable fibre (*excluding* Jute and Cotton) (II. 6)—	Cwts.	Cwts.	Cwts.	Cwts.	Cwts.					
United Kingdom (*excluding* Channel Islands)	4,466	6,489	4,809	5,136	5,933	1,99,607	2,48,609	2,16,937	2,93,945	4,21,216
Ceylon (*excluding* Maldives)	1,124	847	736	807	450	16,803	8,488	7,290	9,417	4,877
Straits Settlements	834	638	830	1,450	1,342	14,904	9,872	11,955	21,616	19,778
Hongkong	1,965	1,785	1,216	879	782	44,504	33,796	20,412	16,782	15,552
Other British Possessions	3	11	12	39	81	103	117	161	444	2,108
TOTAL BRITISH EMPIRE	8,392	9,770	7,603	8,311	8,588	2,76,011	3,00,827	2,56,855	3,42,154	4,63,526
Germany	513	181	271	933	472	27,003	13,259	21,519	76,904	57,138
Italy (*excluding* Fiume)	1,729	897	688	539	493	1,17,014	59,447	47,293	40,048	36,580
Austria	484	660	501	577	656	32,233	53,829	41,083	48,191	56,677
Hungary	1,191	775	635	313	694	71,129	60,640	44,584	23,407	46,236
Czechoslovakia	88	21	7	73	221	6,913	1,498	555	6,027	20,276
Philippines	1,786	4,137	7,779	7,306	4,552	40,130	68,657	1,17,054	1,11,856	83,321
Japan	169	1,402	3,686	11,266	9,879	4,805	22,993	48,650	1,34,292	1,32,713
China (*exclusive* of Hongkong and Macáo)	89	221	235	103	208	3,578	6,248	6,934	3,866	6,799
Other Foreign Countries	144	183	299	98	57	5,770	4,247	7,261	2,765	3,555
TOTAL FOREIGN COUNTRIES	6,193	8,477	14,151	21,208	17,232	3,07,495	2,89,818	3,34,938	4,48,251	4,43,295
Share of Bengal	*2,763*	*4,877*	*6,088*	*6,973*	*7,553*	*1,39,166*	*1,58,085*	*1,81,751*	*2,63,000*	*3,65,800*
,, *Bombay*	*7,142*	*8,437*	*10,417*	*17,046*	*12,682*	*3,01,896*	*2,60,679*	*2,71,375*	*3,35,695*	*3,30,710*
,, *Sind*	*441*	*658*	*751*	*745*	*330*	*13,017*	*16,122*	*13,076*	*13,395*	*11,856*
,, *Madras*	*894*	*1,473*	*936*	*887*	*1,515*	*23,067*	*32,259*	*20,482*	*16,707*	*32,299*
,, *Burma*	*2,345*	*2,802*	*3,542*	*3,868*	*3,760*	*1,00,351*	*1,23,500*	*1,05,169*	*1,61,748*	*1,66,066*
TOTAL	14,585	18,247	21,734	29,519	25,820	5,83,496	5,90,645	5,91,798	7,90,405	9,00,821

No. 10—*continued*

ARTICLES, AND COUNTRIES OF CONSIGNMENT; ALSO SHARE OF EACH PROVINCE	QUANTITY					VALUE				
	1932-33	1933-34	1934-35	1935-36	1936-37	1932-33	1933-34	1934-35	1935-36	1936-37
Cork manufactures (III. U)—	Cwts.	Cwts.	Cwts.	Cwts.	Cwts.	R	R	R	R	R
United Kingdom (*including* Channel Islands)	472	1,007	1,051	1,005	2,418	80,742	58,446	58,084	59,323	1,05,027
Other British Possessions	2	..	86	58	10	214	65	2,621	1,084	499
TOTAL BRITISH EMPIRE	474	1,007	1,137	1,063	2,428	80,956	58,511	60,705	60,407	1,05,526
Germany	168	460	360	517	168	16,498	32,782	45,980	35,759	17,108
Netherlands	214	182	117	105	35	12,064	8,141	23,829	7,513	1,386
France	179	476	498	235	95	46,585	57,581	81,849	90,113	21,157
Spain	710	957	1,868	1,775	1,711	1,15,574	1,22,201	1,48,632	1,52,256	87,728
Portugal (*including* Azores and Madeira)	2,968	4,593	3,457	3,432	3,164	1,66,238	2,15,772	2,57,613	2,58,994	2,36,056
Austria	..	85	15	..	..	..	7,378	1,566	3	..
United States of America—										
Vid Atlantic Coast	4	14	..	103	..	1,467	1,439	329	8,256	492
Other Foreign Countries	21	98	166	33	15	2,709	11,227	13,082	3,460	3,099
TOTAL FOREIGN COUNTRIES	4,254	6,865	6,481	6,199	5,183	3,61,079	4,56,471	5,72,230	5,51,354	3,67,020
Share of Bengal	*1,614*	*2,636*	*2,356*	*2,967*	*2,903*	*1,77,958*	*2,23,943*	*3,10,412*	*3,29,151*	*2,19,486*
" *Bombay*	*1,747*	*1,861*	*2,188*	*2,013*	*1,543*	*1,03,031*	*1,35,540*	*1,39,447*	*1,26,806*	*1,11,397*
" *Sind*	*1,037*	*1,590*	*1,456*	*1,748*	*1,320*	*55,666*	*65,155*	*61,560*	*81,126*	*67,833*
" *Madras*	*241*	*366*	*334*	*281*	*1,084*	*45,509*	*67,083*	*56,623*	*57,268*	*37,676*
" *Burma*	*89*	*929*	*284*	*268*	*756*	*9,821*	*24,861*	*15,432*	*18,310*	*36,154*
TOTAL	4,728	7,872	7,618	7,262	7,611	3,92,085	5,14,982	6,33,595	6,11,761	4,72,546
Cutlery—										
Pruning knives (III. D)—										
United Kingdom (*including* Channel Islands)	—	—	—	—	—	1,20,985	1,40,184	1,50,471	1,58,802	1,59,179
Other British Possessions	—	—	—	—	—	693	933	1,377	420	131
TOTAL BRITISH EMPIRE	—	—	—	—	—	1,21,678	1,41,117	1,51,848	1,59,222	1,59,310
Germany	—	—	—	—	—	204	523	3,391	13,767	2,015
Netherlands	—	—	—	—	—	..	..	43,099	..	..
Other Foreign Countries	—	—	—	—	—	55	129	..	12	45
TOTAL FOREIGN COUNTRIES	—	—	—	—	—	319	652	46,490	13,779	2,060
Share of Bengal	—	—	—	—	—	*1,06,498*	*1,28,678*	*1,76,734*	*1,40,599*	*1,41,924*
" *Bombay*	—	—	—	—	—	*149*	*152*	*35*	*479*	*134*
" *Sind*	—	—	—	—	—	..	..	..	..	*49*
" *Madras*	—	—	—	—	—	*15,289*	*19,925*	*21,472*	*31,553*	*17,379*
" *Burma*	—	—	—	—	—	*61*	*116*	*97*	*340*	*1,884*
TOTAL	—	—	—	—	—	1,21,997	1,41,769	1,98,338	1,73,001	1,61,370
Other kinds (III. D)—										
United Kingdom (*including* Channel Islands)	—	—	—	—	—	5,29,949	6,41,315	6,85,235	7,27,609	7,58,750
Hongkong	—	—	—	—	—	52,824	730	1,075	728	1,142
Canada—										
Vid Atlantic Coast	—	—	—	—	—	..	50	1,292	8,4 0	465
" Pacific "	—	—	—	—	—	102	..	884	..	..
Other British Possessions	—	—	—	—	—	2,720	2,055	3,486	3,113	2,613
TOTAL BRITISH EMPIRE	—	—	—	—	—	5,85,595	6,44,750	6,91,422	7,39,920	7,62,070

No. 10—*continued*

ARTICLES, AND COUNTRIES OF CONSIGNMENT; ALSO SHARE OF EACH PROVINCE	QUANTITY					VALUE				
	1932-33	1933-34	1934-35	1935-36	1936-37	1932-33	1933-34	1934-35	1935-36	1936-37
						R	R	R	R	R
Cutlery—continued										
Other kinds (III. D)—contd.										
Germany	—	—	—	—	—	14,33,313	13,73,185	14,68,003	16,15,000	15,89,849
Netherlands	—	—	—	—	—	16,174	485	355	451	557
France	—	—	—	—	—	14,234	8,393	9,466	7,469	5,245
Switzerland	—	—	—	—	—	10,289	7,792	3,977	3,553	607
Czechoslovakia	—	—	—	—	—	6,080	2,337	3,636	3,086	2,304
Japan	—	—	—	—	—	1,59,251	3,19,126	3,47,489	2,62,549	2,75,370
United States of America—										
Viâ Atlantic Coast	—	—	—	—	—	73,020	45,935	69,067	58,439	56,208
" Pacific "	—	—	—	—	—	..	..	241	2	..
Other Foreign Countries	—	—	—	—	—	6,952	6,371	5,569	7,000	3,788
TOTAL FOREIGN COUNTRIES	—	—	—	—	—	17,19,313	17,63,624	19,07,802	19,57,549	19,33,928
" *Bengal*	—	—	—	—	—	*6,40,399*	*6,45,390*	*7,09,102*	*7,55,216*	*8,47,504*
" *Bombay*	—	—	—	—	—	*7,94,426*	*8,52,493*	*9,43,043*	*9,57,720*	*8,94,542*
" *Sind*	—	—	—	—	—	*4,91,263*	*5,31,771*	*5,18,518*	*5,61,701*	*5,33,934*
" *Madras*	—	—	—	—	—	*1,88,307*	*2,05,495*	*2,20,943*	*2,18,041*	*2,49,984*
" *Burma*	—	—	—	—	—	*1,90,513*	*1,72,725*	*2,07,609*	*2,04,791*	*1,89,934*
TOTAL		—	—	—	—	23,04,908	24,08,374	25,99,225	26,97,469	26,96,898
Total of Cutlery—										
United Kingdom (*including* Channel Islands)	—	—	—	—	—	6,50,934	7,81,499	8,35,706	8,86,411	9,17,929
Hongkong	—	—	—	—	—	52,824	730	1,075	728	1,142
Canada—										
Viâ Atlantic Coast	—	—	—	—	—	..	50	1,292	8,470	468
" Pacific "	—	—	—	—	—	102	..	334	..	..
Other British Possessions	—	—	—	—	—	3,413	3,588	4,863	3,533	2,741
TOTAL BRITISH EMPIRE	—	—	—	—	—	7,07,273	7,85,867	8,43,270	8,99,142	9,22,280
Germany	—	—	—	—	—	14,33,577	13,73,708	14,71,394	16,28,767	15,91,864
Netherlands	—	—	—	—	—	16,174	485	43,454	451	557
France	—	—	—	—	—	14,234	8,393	9,466	7,481	5,255
Switzerland	—	—	—	—	—	10,289	7,792	3,977	3,553	607
Czechoslovakia	—	—	—	—	—	6,080	2,337	3,636	3,086	2,304
Japan	—	—	—	—	—	1,59,251	3,19,126	3,47,489	2,62,549	2,75,370
United States of America—										
Viâ Atlantic Coast	—	—	—	—	—	73,075	45,935	69,067	58,439	56,208
" Pacific "	—	—	—	—	—	51	129	241	2	..
Other Foreign Countries	—	—	—	—	—	6,901	6,371	5,569	7,000	3,823
TOTAL FOREIGN COUNTRIES	—	—	—	—	—	17,19,632	17,64,276	19,54,293	19,71,328	19,35,988
Share of Bengal	—	—	—	—	—	*7,46,397*	*7,74,468*	*8,35,836*	*8,95,815*	*9,89,428*
" *Bombay*	—	—	—	—	—	*7,94,575*	*8,52,645*	*9,43,033*	*9,58,199*	*8,94,676*
" *Sind*	—	—	—	—	—	*4,91,263*	*5,31,771*	*5,18,518*	*5,61,701*	*5,33,983*
" *Madras*	—	—	—	—	—	*2,03,596*	*2,18,418*	*2,42,430*	*2,49,624*	*2,48,363*
" *Burma*	—	—	—	—	—	*1,90,574*	*1,72,841*	*2,07,766*	*2,05,131*	*1,91,818*
TOTAL	—	—	—	—	—	24,26,905	25,50,143	27,97,503	28,70,470	28,58,268

No. 10—*continued*

ARTICLES, AND COUNTRIES OF CONSIGNMENT; ALSO SHARE OF EACH PROVINCE	QUANTITY					VALUE				
	1932-33	1933-34	1934-35	1935-36	1936-37	1932-33	1933-34	1934-35	1935-36	1936-37
Drugs and Medicines (*excluding* chemicals and narcotics)—						R	R	R	R	R
***Aloes (III. C)*—**	Cwts.	Cwts.	Cwts.	Cwts.	Cwts.					
Union of South Africa	374	..	..	240	..	9,779	..	..	6,805	..
Other British Possessions	1	2	12	10	101	125	256	182	213	1,972
TOTAL BRITISH EMPIRE	375	2	12	250	101	9,907	256	182	7,018	1,972
Germany	220	393	547	422	256	7,688	8,665	10,716	9,767	8,381
France	257	..	..	..	..	7,401	..	..	..	..
United States of America—										
Vid Atlantic Coast	430	103	2	74	182	10,355	1,978	127	1,412	4,704
Other Foreign Countries	..	1	14	..	20	..	15	193	..	389
TOTAL FOREIGN COUNTRIES	967	497	563	496	458	25,414	10,658	11,036	11,179	13,474
Share of Bengal	*1*	..	..	..	..	*34*	..	..	..	..
,, *Bombay*	*1,311*	*468*	*550*	*678*	*433*	*34,406*	*9,982*	*10,592*	*16,737*	*12,861*
,, *Sind*	*30*	*31*	*25*	*63*	*5*	*246*	*841*	*626*	*1,443*	*243*
,, *Madras*	..	..	..	..	*131*	*535*	*91*	..	*12*	*2,343*
TOTAL	1,342	499	575	746	569	35,321	10,914	11,218	18,197	15,446
***Asafœtida (III. C)*—**	Cwts.	Cwts.	Cwts.	Cwts.	Cwts.					
TOTAL BRITISH EMPIRE	..	..	..	3	..	..	13	3	80	2
Iran	2,213	2,417	4,420	6,836	1,309	90,943	50,668	1,03,952	1,64,832	33,372
Other Foreign Countries	94	2	..	6	..	2,458	127	..	150	..
TOTAL FOREIGN COUNTRIES	2,307	2,419	4,420	6,842	1,309	93,401	50,795	1,03,952	1,64,832	33,372
Share of Bombay	*2,307*	*2,417*	*4,412*	*6,845*	*1,309*	*93,339*	*50,668*	*1,03,829*	*1,64,913*	*33,372*
,, *Sind*	..	*2*	*8*	..	..	*12*	*140*	*131*	..	*1*
,, *Burma*	..	..	..	..	..	..	..	..	..	*1*
TOTAL	2,307	2,419	4,420	6,845	1,309	93,401	50,808	1,03,960	1,64,912	33,374
Camphor (*III. C*)—	Lbs.	Lbs.	Lbs.	Lbs.	Lbs.					
United Kingdom (*including* Channel Islands)	2,588	1,389	860	11,680	333	5,483	2,232	1,595	1,717	725
Straits Settlements	15,572	857	7,956	305	..	11,454	1,103	10,226	455	..
Hongkong	185	15	18	301	4,843	325	27	21	195	6,058
Other British Possessions	1,002	12	303	3	..	1,037	14	362	3	..
TOTAL BRITISH EMPIRE	19,347	2,223	9,137	12,289	5,176	18,299	3,376	12,204	2,370	6,783

No. 10—*continued*

ARTICLES, AND COUNTRIES OF CONSIGNMENT; ALSO SHARE OF EACH PROVINCE	QUANTITY					VALUE				
	1932-33	1933-34	1934-35	1935-36	1936-37	1932-33	1933-34	1934-35	1935-36	1936-37
Drugs and Medicines (excluding chemicals and narcotics)—continued						R	R	R	R	R
Camphor (*III. C*)—continued	Lbs.	Lbs.	Lbs.	Lbs.	Lbs.					
Germany	452,438	563,014	780,495	851,893	645,034	6,38,832	7,51,823	7,53,201	8,36,041	7,12,575
Switzerland	154,500	1,000	..	..	..	2,09,702	1,234	..	..	..
Italy (*including* Fiume)	377,705	186,000	179,300	116,181	235,000	4,87,941	1,97,338	1,55,867	1,04,205	2,68,040
Java	..	..	15,783	..	..	..	..	11,516	..	..
Japan	747,714	1,033,678	1,071,633	1,227,021	981,412	11,76,588	13,60,065	12,18,108	12,98,797	11,36,201
Other Foreign Countries	1,235	27	2,585	2	1,389	1,891	38	2,042	7	1,157
TOTAL FOREIGN COUNTRIES	1,783,592	1,783,719	2,009,796	2,195,097	1,862,835	25,14,654	23,09,996	21,50,732	22,39,140	21,18,073
Share of Bengal	*279,449*	*353,128*	*375,215*	*446,014*	*374,973*	*3,93,593*	*5,45,391*	*4,29,724*	*4,48,566*	*4,15,145*
„ *Bombay*	*538,694*	*533,291*	*542,711*	*654,950*	*447,424*	*9,23,231*	*7,68,034*	*6,34,057*	*7,35,933*	*5,03,507*
„ *Sind*	*1,948*	*3,444*	*2,761*	*3,661*	*1,579*	*2,666*	*5,336*	*3,431*	*4,429*	*2,422*
„ *Madras*	*924,092*	*896,550*	*1,087,750*	*1,092,418*	*1,032,476*	*11,93,099*	*10,32,403*	*10,82,533*	*10,37,645*	*11,32,639*
„ *Burma*	*9,353*	*5,600*	*9,296*	*10,343*	*11,554*	*15,359*	*12,303*	*13,192*	*16,039*	*16,153*
TOTAL	1,752,939	1,785,942	2,018,933	2,207,386	1,868,011	25,32,958	23,13,372	21,62,936	22,41,510	21,24,856
Cocaine (*III. C*)—	Ounces	Ounces	Ounces	Ounces	Ounces					
United Kingdom (*including* Channel Islands)	392	521	1,075	497	138	9,066	12,743	11,883	9,819	5,050
Germany	737	598	616	596	472	16,027	13,780	15,631	16,850	12,397
Other Foreign Countries	30	..	6,635	22	142	778	..	1,792	649	3,741
TOTAL FOREIGN COUNTRIES	767	598	7,251	618	614	16,805	13,780	17,453	17,499	16,138
Share of Bengal	*497*	*705*	*630*	*634*	*373*	*11,554*	*17,364*	*14,324*	*14,190*	*11,037*
„ *Bombay*	*452*	*305*	*338*	*286*	*262*	*9,737*	*6,686*	*9,371*	*8,334*	*7,097*
„ *Sind*	*100*	*109*	*103*	*135*	*116*	*2,991*	*2,473*	*2,547*	*3,482*	*3,054*
„ *Madras*	*110*	..	*7,307*	..	..	*2,189*	..	*2,594*	..	..
„ *Burma*	..	..	..	*52*	..	..	..	..	*1,382*	..
TOTAL	1,159	1,119	8,326	1,115	752	25,871	26,523	29,336	27,318	21,188
Cod-liver oil (*III. C*)—	Lbs.	Lbs.	Lbs.	Lbs.	Lbs.					
United Kingdom (*including* Channel Islands)	41,364	19,691	13,231	17,043	25,254	27,939	12,701	7,515	9,617	11,837
Other British Possessions	2,712	12	485	10	..	1,186	17	182	9	..
TOTAL BRITISH EMPIRE	44,076	19,703	13,716	17,053	25,254	29,125	12,718	7,717	9,626	11,837
Norway	49,440	61,708	61,782	77,163	143,178	18,594	24,690	23,474	27,189	44,866
Netherlands	4,840	14,482	4,725	900	3,375	6,334	10,417	3,122	3,061	9,174
United States of America—										
Via Atlantic Coast	1,134	849	190	72	2,851	263	1,194	67	80	4,397
„ Pacific „	672	462	320	604	5,045	2,843	1,522	682	1,370	11,700
Other Foreign Countries	27,478	18,317	18,423	10,639	16,648	8,804	7,020	5,277	5,168	3,640
TOTAL FOREIGN COUNTRIES	83,564	95,818	85,290	89,378	171,097	36,838	44,843	37,632	35,809	73,867

No. 10—*continued*

ARTICLES AND COUNTRIES OF CONSIGNMENT; ALSO SHARE OF EACH PROVINCE	QUANTITY					VALUE				
	1932-33	1933-34	1934-35	1935-36	1936-37	1932-33	1933-34	1934-35	1935-36	1936-37
Drugs and Medicines (*excluding* chemicals and narcotics)—*continued*						R	R	R	R	R
***Cod-liver oil (III. C)*—continued**	Lbs.	Lbs.	Lbs.	Lbs.	Lbs.					
Share of Bengal	*52,476*	*28,871*	*29,996*	*18,438*	*45,243*	*21,877*	*12,401*	*12,493*	*11,572*	*15,211*
,, *Bombay*	*14,706*	*13,963*	*6,345*	*42,735*	*48,227*	*6,276*	*4,439*	*1,888*	*12,590*	*13,667*
,, *Sind*	*12,444*	*24,918*	*13,113*	*7,380*	*20,056*	*6,568*	*14,879*	*7,180*	*4,524*	*10,748*
,, *Madras*	*43,181*	*42,200*	*44,936*	*33,729*	*73,383*	*25,041*	*17,878*	*20,792*	*12,484*	*38,136*
,, *Burma*	*4,823*	*5,569*	*4,661*	*5,149*	*9,437*	*6,201*	*7,974*	*2,996*	*4,265*	*7,952*
TOTAL	127,640	115,521	99,106	106,431	196,351	65,963	57,561	45,349	45,435	85,704
***Morphia (III. C)*—**	Ounces	Ounces	Ounces	Ounces	Ounces					
United Kingdom (*including* Channel Islands)	471	668	608	569	511	13,130	21,684	21,643	19,384	17,326
Straits Settlements	..	..	..	..	..	..	9	..	..	..
TOTAL BRITISH EMPIRE	471	668	608	569	511	13,130	21,693	21,643	19,384	17,326
Germany	107	126	219	219	68	1,599	1,889	5,469	4,544	1,131
Other Foreign Countries	20	1	..	1	8	323	28	9	3	58
TOTAL FOREIGN COUNTRIES	127	127	219	220	76	1,922	1,917	5,478	4,547	1,214
Share of Bengal	*397*	*493*	*519*	*453*	*385*	*11,003*	*17,073*	*20,554*	*14,446*	*12,644*
,, *Bombay*	*113*	*217*	*211*	*260*	*170*	*2,296*	*4,833*	*4,338*	*6,504*	*4,992*
,, *Sind*	*59*	*81*	*97*	*76*	*32*	*1,753*	*1,704*	*2,239*	*1,981*	*904*
TOTAL	598	790	827	789	587	15,052	23,610	27,121	23,031	18,540
***Preparations of opium and morphia (III. C)*—**										
United Kingdom (*including* Channel Islands)	—	—	—	—	—	75,329	64,569	58,185	76,221	77,180
Other British Possessions	—	—	—	—	—	..	66	..	19	..
TOTAL BRITISH EMPIRE	—	—	—	—	—	75,329	64,635	58,185	76,240	77,180
Germany	—	—	—	—	—	8,009	10,943	26,445	21,560	46,996
Netherlands	—	—	—	—	—	2,281	1,039	2,235	5,266	7,139
Belgium	—	—	—	—	—	..	220	..	11,500	3,833
United States of America—										
Vid Atlantic Coast	—	—	—	—	—	2,021	280	2,270	2,171	15,363
,, Pacific	—	—	—	—	—	..	..	..	215	..
Other Foreign Countries	—	—	—	—	—	5,635	3,160	3,515	4,898	6,912
TOTAL FOREIGN COUNTRIES	—	—	—	—	—	17,946	15,642	34,465	45,640	85,243
Share of Bengal	—	—	—	—	—	*33,485*	*9,718*	*9,643*	*16,550*	*40,496*
,, *Bombay*	—	—	—	—	—	*15,364*	*13,345*	*36,644*	*52,146*	*68,614*
,, *Sind*	—	—	—	—	—	*13,370*	*14,403*	*15,843*	*18,351*	*18,759*
,, *Madras*	—	—	—	—	—	*26,717*	*31,043*	*25,801*	*29,602*	*34,594*
,, *Burma*	—	—	—	—	—	*4,339*	*6,862*	*4,719*	*5,231*	*5,960*
TOTAL	—	—	—	—	—	93,275	80,277	92,650	1,21,880	1,62,423
***Proprietary and patent medicines (III. C)*—**										
United Kingdom (*including* Channel Islands)	—	—	—	—	—	15,12,087	16,85,021	19,64,702	26,07,868	29,41,263
Ceylon (*excluding* Maldives)	—	—	—	—	—	11,468	16,946	..	2,905	3,193
Straits Settlements	—	—	—	—	—	34,946	14,930	26,846	23,668	21,852
Hongkong	—	—	—	—	—	46,774	29,899	20,665	22,683	28,525
Union of South Africa	—	—	—	—	—	9,870	9,893	..	8,649	9,541
Canada—										
Vid Atlantic Coast	—	—	—	—	—	211	2,706	8,190	12,002	9,627
,, Pacific ,,	—	—	—	—	—	..	..	..	..	1,115
Commonwealth of Australia	—	—	—	—	—	4,699	1,497	11,840	6,694	4,801
Other British Possessions	—	—	—	—	—	3,348	70	1,450	2,709	2,557
TOTAL BRITISH EMPIRE	—	—	—	—	—	16,23,393	17,10,462	20,33,194	26,82,178	30,22,474

No. 10—*continued*

ARTICLES, AND COUNTRIES OF CONSIGNMENT; ALSO SHARE OF EACH PROVINCE	QUANTITY					VALUE				
	1932-33	1933-34	1934-35	1935-36	1936-37	1932-33	1933-34	1934-35	1935-36	1936-37
						R	R	R	R	R
Drugs and Medicines (excluding chemicals and narcotics)—continued										
***Proprietary and patent medicines (III. C)*—continued**										
U. S. S. R.—										
Northern	—	—	—	—	—	..	..	6,270	..	..
Norway	—	—	—	—	—	16,618	6,861	8,317	25,517	71,362
Germany	—	—	—	—	—	7,15,580	5,97,123	7,03,456	15,90,618	17,71,232
Netherlands	—	—	—	—	—	68,855	84,065	52,618	81,805	60,682
Belgium	—	—	—	—	—	14,586	5,076	16,269	3,938	4,016
France	—	—	—	—	—	5,86,142	1,65,856	3,72,599	6,02,667	5,45,588
Switzerland	—	—	—	—	—	10,534	13,807	38,105	42,672	43,252
Italy (*including* Fiume)	—	—	—	—	—	1,76,518	91,787	19,442	29,934	2,136
Austria	—	—	—	—	—	6	..	4,425	17,912	12,973
Hungary	—	—	—	—	—	112	..	..	15,945	28,587
Java	—	—	—	—	—	679	..	..	110	6,790
Japan	—	—	—	—	—	8,121	21,137	14,251	19,542	27,232
China (*exclusive* of Hong-kong and Macao)	—	—	—	—	—	5,986	3,537	2,429	4,112	2,199
United States of America—										
Vid Atlantic Coast	—	—	—	—	—	5,26,074	3,64,072	6,38,822	11,47,530	10,39,494
„ Pacific „	—	—	—	—	—	16,191	9,528	12,518	1,09,194	1,84,195
Other Foreign Countries	—	—	—	—	—	2,422	1,974	5,429	6,996	4,692
TOTAL FOREIGN COUNTRIES	—	—	—	—	—	21,45,426	18,87,172	18,92,956	37,38,491	37,54,371
Share of Bengal	—	—	—	—	—	*5,30,449*	*4,24,532*	*5,16,592*	*5,94,582*	*5,43,150*
„ *Bombay*	—	—	—	—	—	*17,80,814*	*13,06,582*	*21,90,902*	*46,59,297*	*47,93,901*
„ *Sind*	—	—	—	—	—	*5,75,344*	*6,27,011*	*6,26,456*	*6,18,953*	*6,45,957*
„ *Madras*	—	—	—	—	—	*3,94,992*	*4,43,042*	*3,01,518*	*2,13,944*	*4,43,565*
„ *Burma*	—	—	—	—	—	*4,30,725*	*2,36,205*	*2,21,682*	*3,19,382*	*3,50,982*
TOTAL	—	—	—	—	—	37,68,324	30,97,635	39,36,150	64,20,669	67,76,845
***Quinine salts*—**										
Quinine sulphate or bisulphate (III. C)—	Lbs.	Lbs.	Lbs.	Lbs.	Lbs.					
United Kingdom (*including* Channel Islands)	23,251	29,995	25,031	18,912	20,986	5,40,319	6,87,402	6,02,115	4,95,084	5,18,560
Other British Possessions	1	10	17	..	80	27	208	338	..	2,483
TOTAL BRITISH EMPIRE	23,252	29,005	25,048	18,912	21,066	5,40,347	6,87,610	6,02,453	4,95,084	5,21,043
Germany	27,788	21,204	17,565	29,800	26,632	5,85,802	7,12,283	4,25,230	7,20,619	5,01,275
Netherlands	4,188	6,562	7,248	7,182	4,507	68,628	1,14,982	1,42,427	1,42,074	86,757
Belgium	102	..	..	..	..	43,151	..	..	..	..
France	1,188	..	1,240	71	..	29,742	..	31,757	1,493	..
Switzerland	3,447	5,480	6,733	2,516	3,442	67,221	1,29,404	1,58,460	55,501	93,130
Italy (*including* Fiume)	700	125	..	..	..	12,619	2,490	..	..	..
Java	9,958	12,324	11,767	2,655	10,041	2,46,606	2,58,654	2,47,172	63,012	2,13,593
United States of America—										
Vid Atlantic Coast	1,797	2,430	2,309	2,376	1,358	72,891	78,614	71,147	80,373	64,760
„ Pacific „	..	8	17	17	14	..	271	540	555	469
Other Foreign Countries	115	12	107	5	24	1,983	238	2,586	128	628
TOTAL FOREIGN COUNTRIES	49,155	58,145	46,966	45,132	46,513	11,48,445	12,91,937	10,74,319	10,64,758	9,60,612
Share of Bengal	*45,243*	*50,945*	*39,386*	*24,556*	*37,705*	*9,62,393*	*11,39,676*	*7,46,019*	*6,21,956*	*7,61,936*
„ *Bombay*	*27,736*	*24,961*	*25,467*	*27,049*	*18,044*	*4,91,781*	*5,93,510*	*6,15,793*	*6,56,430*	*4,61,311*
„ *Sind*	*3,602*	*4,674*	*6,089*	*5,128*	*3,677*	*1,11,606*	*1,09,876*	*1,29,716*	*1,17,224*	*91,935*
„ *Madras*	*4,965*	*5,326*	*6,477*	*6,980*	*6,351*	*90,169*	*99,512*	*1,33,078*	*1,15,179*	*1,29,297*
„ *Burma*	*861*	*1,244*	*1,595*	*1,331*	*1,802*	*32,853*	*37,024*	*42,166*	*39,018*	*56,173*
TOTAL	72,407	87,150	72,014	64,044	67,579	16,88,792	19,79,597	16,76,772	15,59,792	14,81,655

No. 10—*continued*

ARTICLES, AND COUNTRIES OF CONSIGNMENT; ALSO SHARE OF EACH PROVINCE	Quantity					Value				
	1932-33	1933-34	1934-35	1935-36	1936-37	1932-33	1933-34	1934-35	1935-36	1936-37
Drugs and Medicines (*excluding chemicals and narcotics*)—*continued*						R	R	R	R	R
***Quinine salts*—continued**										
Quinine hydrochloride or dihydrochloride (III. O)—	Lbs.	Lbs.	Lbs.	Lbs.	Lbs.					
United Kingdom (*including* Channel Islands)	7,649	7,726	4,822	5,536	4,331	1,84,437	2,69,415	1,70,008	2,03,984	1,51,639
Other British Possessions	..	..	..	1	..	1	..	..	31	..
TOTAL BRITISH EMPIRE	7,649	7,726	4,822	5,536	4,331	1,84,438	2,69,415	1,70,008	2,04,015	1,51,639
Germany	5,847	5,256	3,517	4,972	3,676	2,15,591	1,89,948	1,12,774	1,59,554	1,18,559
Netherlands	365	202	684	1,189	1,065	13,189	5,512	19,617	28,440	25,221
France	717	48	332	25	27	12,219	2,344	8,202	980	1,179
Switzerland	327	744	469	640	747	11,339	21,162	15,571	20,179	29,093
Italy (*including* Fiume)	..	64	200	100	—	..	1,943	6,334	3,283	..
Java	895	1,045	866	1,001	519	37,947	30,074	27,198	23,184	17,205
Other Foreign Countries	62	6	3	..	9	1,787	162	134	18	354
TOTAL FOREIGN COUNTRIES	8,214	7,360	6,021	7,927	6,043	2,91,072	2,01,140	1,83,825	2,35,588	1,91,611
Share of Bengal	*12,406*	*10,879*	*7,214*	*9,173*	*7,598*	*3,44,293*	*3,44,753*	*2,35,594*	*3,09,760*	*2,44,061*
„ *Bombay*	*1,970*	*2,320*	*1,836*	*2,111*	*1,786*	*74,897*	*70,599*	*60,644*	*64,618*	*61,103*
„ *Sind*	*660*	*342*	*937*	*782*	*464*	*21,256*	*27,919*	*27,365*	*26,227*	*17,258*
„ *Madras*	*628*	*902*	*528*	*1,098*	*310*	*25,291*	*22,039*	*19,439*	*28,282*	*11,603*
„ *Burma*	*304*	*143*	*329*	*299*	*286*	*9,758*	*5,245*	*10,791*	*10,566*	*9,221*
TOTAL	15,968	15,086	10,843	13,463	10,374	4,75,510	4,70,555	3,53,833	4,39,553	3,43,250
Other Sorts (III. O)—	Lbs.	Lbs.	Lbs.	Lbs.	Lbs.					
United Kingdom (*including* Channel Islands)	3,357	4,023	3,529	3,320	3,047	89,507	1,10,341	95,779	93,514	96,518
Straits Settlements	..	11	..	225	750	..	221	..	1,549	9,201
Other British Possessions	..	15	..	112	29	..	2,508	..	1,331	2,132
TOTAL BRITISH EMPIRE	3,357	4,049	3,529	3,657	3,826	89,507	1,13,070	95,779	96,394	1,07,851
Germany	6,777	8,875	9,993	10,388	7,585	2,38,172	2,47,274	2,46,393	2,49,967	2,25,896
Netherlands	1,854	2,426	4,086	3,780	4,450	90,104	1,37,414	73,703	82,999	74,511
Belgium	62	2,096	225	16	4	2,111	1,21,926	25,613	1,339	116
France	224	25	46	10	63	10,194	993	1,573	425	3,183
Switzerland	316	1,029	1,598	2,222	1,501	9,697	28,627	46,109	53,827	33,516
Java	1,696	5,520	4,482	5,953	3,659	26,846	63,684	68,199	1,29,538	49,346
United States of America—*Vid* Atlantic Coast	97	303	810	..	..	3,046	10,341	1,944	..	4
Other Foreign Countries	7	12	3	127	8	514	718	48	3,508	282
TOTAL FOREIGN COUNTRIES	11,033	21,287	21,242	22,446	17,270	3,80,684	6,10,977	4,63,582	5,22,103	3,86,854
Share of Bengal	*7,886*	*16,545*	*14,456*	*13,928*	*14,290*	*2,44,948*	*4,60,716*	*2,62,501*	*2,93,271*	*2,84,101*
„ *Bombay*	*4,604*	*6,715*	*6,651*	*11,036*	*5,238*	*1,77,774*	*2,06,965*	*2,10,634*	*2,61,591*	*1,53,181*
„ *Sind*	*1,056*	*993*	*2,988*	*1,449*	*970*	*23,464*	*23,665*	*45,358*	*38,148*	*32,234*
„ *Madras*	*684*	*685*	*602*	*546*	*510*	*10,456*	*15,797*	*33,525*	*19,734*	*21,460*
„ *Burma*	*165*	*428*	*74*	*163*	*88*	*3,549*	*16,904*	*7,343*	*5,653*	*3,799*
TOTAL	14,390	25,386	24,771	26,103	21,096	4,70,191	7,24,047	5,59,361	6,18,497	4,04,705
***Total of Quinine Salts*—**	Lbs.	Lbs.	Lbs.	Lbs.	Lbs.					
United Kingdom (*including* Channel Islands)	34,257	40,744	33,382	27,767	28,364	6,14,254	10,67,153	8,67,902	7,92,532	7,66,717
Straits Settlements	..	21	..	226	830	..	429	..	1,580	11,540
Other British Possessions	1	15	17	112	29	33	2,508	338	1,331	2,276
TOTAL BRITISH EMPIRE	34,258	40,780	33,399	28,105	29,223	6,14,292	10,70,095	8,68,240	7,95,443	7,80,533

No. 10—*continued*

ARTICLES, AND COUNTRIES OF CONSIGNMENT; ALSO SHARE OF EACH PROVINCE	QUANTITY					VALUE				
	1932-33	1933-34	1934-35	1935-36	1936-37	1932-33	1933-34	1934-35	1935-36	1936-37
						R	R	R	R	R
Drugs and Medicines (*excluding* chemicals and narcotics)—*continued*										
Quinine Salts—concluded										
Total of *Quinine Salts*—contd.	Lbs.	Lbs.	Lbs.	Lbs.	Lbs.					
Germany	40,387	45,337	31,075	45,160	37,893	10,29,065	10,99,500	7,84,397	11,30,140	9,45,788
Netherlands	6,357	10,190	11,967	12,101	10,022	1,70,981	2,57,909	2,29,747	2,54,513	1,86,489
Belgium	164	2,096	225	16	4	45,262	1,21,926	25,613	1,889	116
France	2,079	68	1,618	106	90	52,155	3,337	41,532	2,848	4,362
Switzerland	4,090	7,253	8,800	5,378	5,690	1,08,257	1,79,198	2,15,140	1,29,507	1,55,739
Italy (*including* Fiume)	707	195	200	100	..	13,338	4,964	6,334	2,283	..
Java	13,546	18,889	17,095	9,619	14,219	2,11,491	3,52,412	3,42,564	2,15,684	2,80,144
United States of America—										
Vid Atlantic Coast	1,894	2,783	3,119	2,876	1,853	75,937	88,955	73,091	80,375	64,764
„ Pacific „	--	8	17	17	14	..	271	540	556	469
Other Foreign Countries	178	24	113	132	41	3,770	637	2,768	3,654	1,364
TOTAL FOREIGN COUNTRIES	69,402	86,792	74,229	75,505	69,826	18,20,201	21,04,104	17,21,736	18,22,909	15,39,077
Share of Bengal	*65,535*	*73,499*	*56,956*	*46,657*	*59,593*	*16,51,639*	*19,45,144*	*13,44,116*	*13,24,987*	*13,30,998*
„ *Bombay*	*24,210*	*33,998*	*33,953*	*40,196*	*35,008*	*7,44,452*	*8,71,074*	*8,87,071*	*9,92,729*	*6,75,546*
„ *Sind*	*5,218*	*6,439*	*10,814*	*7,569*	*5,101*	*1,61,336*	*1,61,460*	*2,13,439*	*1,81,599*	*1,41,430*
„ *Madras*	*6,272*	*6,915*	*7,697*	*7,624*	*7,171*	*1,35,906*	*1,37,348*	*1,36,042*	*1,63,295*	*1,55,349*
„ *Burma*	*1,225*	*1,815*	*1,998*	*1,793*	*2,176*	*51,179*	*59,178*	*60,389*	*55,238*	*67,193*
TOTAL	102,660	127,572	107,628	103,610	99,049	26,34,493	31,74,199	25,89,966	26,17,842	23,19,610
***Saccharin (III. C)*—**	Lbs.	Lbs.	Lbs.	Lbs.	Lbs.					
United Kingdom (*including* Channel Islands)	9,321	9,053	12,014	22,982	10,298	59,468	60,156	73,904	1,29,449	39,997
Straits Settlements	2	200	500	7,384	900	82	2,200	2,178	21,225	2,178
Other British Possessions	1	37	..	--	3	6	209	..	..	15
TOTAL BRITISH EMPIRE	9,324	9,290	12,514	30,366	11,201	59,556	62,565	81,077	1,50,674	42,184
Germany	3,639	3,800	4,121	11,005	2,946	15,770	17,481	20,732	35,782	9,662
Switzerland	13,657	7,412	7,163	28,350	6,100	90,795	61,002	54,726	80,069	14,209
United States of America—										
Vid Atlantic Coast	13,696	13,181	11,274	15,452	2,039	59,273	93,978	82,744	87,718	7,209
„ Pacific „	700	..	..	4,356	200	3,055	..	..	21,601	536
Other Foreign Countries	480	1,329	146	1,612	755	3,036	7,332	3,158	5,614	1,982
TOTAL FOREIGN COUNTRIES	32,172	25,672	22,904	60,775	12,040	1,71,992	1,80,293	1,61,370	2,30,874	31,598
Share of Bengal	*5,993*	*5,833*	*3,557*	*11,802*	*5,262*	*27,042*	*29,923*	*21,081*	*55,831*	*9,100*
„ *Bombay*	*14,594*	*16,536*	*14,759*	*37,961*	*8,113*	*1,06,224*	*1,48,831*	*1,37,018*	*1,85,662*	*27,166*
„ *Sind*	*13,565*	*6,919*	*12,340*	*29,446*	*5,329*	*53,509*	*31,616*	*47,677*	*96,713*	*17,658*
„ *Madras*	*956*	*1,526*	*428*	*2,933*	*1,147*	*12,238*	*12,442*	*6,017*	*13,593*	*6,635*
„ *Burma*	*7,388*	*4,148*	*4,834*	*9,000*	*4,890*	*32,535*	*20,540*	*20,654*	*29,749*	*13,223*
TOTAL	41,496	34,962	35,418	91,141	23,241	2,31,548	2,42,858	2,42,447	3,81,548	73,782
***Sarsaparilla and preparations thereof (III. C)*—**										
United Kingdom (*including* Channel Islands)	—	—	—	—	—	19,851	20,010	22,102	26,924	29,055
British West India Islands (*excluding* Bahamas)	—	—	—	—	—	8,838	2,520	6,174	4,520	6,570
TOTAL BRITISH EMPIRE	—	—	—	—	—	28,689	22,530	28,276	31,744	35,625
Germany	—	—	—	—	—	10,609	831	170	8	231
France	—	—	—	—	—	6,538	..	1,207	493	1,742
Other Foreign Countries	—	—	—	—	—	533	1,218	1,694	1,552	522
TOTAL FOREIGN COUNTRIES	—	—	—	—	—	17,680	2,049	3,071	2,053	2,495

No. 10—*continued*

ARTICLES AND COUNTRIES OF CONSIGNMENT; ALSO SHARE OF EACH PROVINCE	QUANTITY					VALUE				
	1932-33	1933-34	1934-35	1935-36	1936-37	1932-33	1933-34	1934-35	1935-36	1936-37
Drugs and Medicines (*excluding* chemicals and narcotics)—*continued*						R	R	R	R	R
Sarsaparilla and preparations thereof (III. C)—continued										
Share of Bengal	—	—	—	—	—	..	*759*	*4,003*	*7,761*	*6,077*
" *Bombay*	—	—	—	—	—	*11,812*	*218*	*2,096*	*680*	*1,742*
" *Sind*	—	—	—	—	—	*26,648*	*18,305*	*18,355*	*18,802*	*22,415*
" *Madras*	—	—	—	—	—	*7,909*	*5,297*	*6,893*	*6,537*	*7,886*
" *Burma*	—	—	—	—	—	..	..	..	*17*	..
TOTAL	—	—	—	—	—	46,369	24,579	31,347	33,797	38,120
Storax, including *liquid storax (rose melloes) (III. C)*—	Lbs.	Lbs.	Lbs.	Lbs.	Lbs.					
TOTAL BRITISH EMPIRE	166	4,232	1,255	185	972	45	1,358	349	253	863
France	137,409	56,781	93,486	124,096	52,403	40,284	16,730	27,046	33,970	14,413
Other Foreign Countries	..	3,000	4,489	2,058	952	..	1,800	1,805	854	1,019
TOTAL FOREIGN COUNTRIES	137,409	59,781	97,975	126,154	53,355	40,284	18,530	28,851	34,824	15,432
Share of Bengal	*19,451*	*14,644*	*18,670*	*25,214*	*103*	*5,637*	*4,296*	*5,303*	*7,014*	*397*
" *Bombay*	*63,470*	*32,590*	*38,062*	*58,800*	*29,013*	*17,826*	*10,445*	*11,278*	*15,900*	*8,924*
" *Sind*	..	..	*25*	..	*4*	..	..	*45*	*15*	*9*
" *Madras*	*54,654*	*16,779*	*42,473*	*42,325*	*25,207*	*16,866*	*5,147*	*12,574*	*12,148*	*6,965*
TOTAL	137,575	64,013	99,230	126,339	54,327	40,329	19,888	29,200	35,077	16,295
Other sorts of Drugs and Medicines (III. C)—										
United Kingdom (*including* Channel Islands)	—	—	—	—	—	35,78,945	41,71,000	40,74,154	38,05,336	37,89,388
Ceylon (*excluding* Maldives)	—	—	—	—	—	7,290	31,891	10,998	8,800	8,810
Straits Settlements	—	—	—	—	—	1,31,569	1,32,202	1,15,634	1,07,374	1,09,065
Hongkong	—	—	—	—	—	1,07,492	86,455	1,32,733	80,723	1,17,112
Seychelles	—	—	—	—	—	4,394	6,060	2,664	6,618	5,258
Canada—										
Viâ Atlantic Coast	—	—	—	—	—	2,588	15,056	20,669	13,436	8,728
" Pacific "	—	—	—	—	—	1	..	266	..	..
Commonwealth of Australia	—	—	—	—	—	8,772	6,525	11,137	5,155	2,527
Other British Possessions	—	—	—	—	—	6,421	9,774	8,646	1,214	6,165
TOTAL BRITISH EMPIRE	—	—	—	—	—	38,47,472	44,58,963	43,76,901	40,28,656	40,47,053
Norway	—	—	—	—	—	70,727	74,157	78,829	42,023	58,311
Germany	—	—	—	—	—	18,77,184	17,72,672	20,85,373	17,58,462	20,89,910
Netherlands	—	—	—	—	—	2,00,160	3,39,509	3,53,117	4,35,023	62,419
Belgium	—	—	—	—	—	1,01,197	1,61,010	1,01,792	1,14,328	1,00,471
France	—	—	—	—	—	4,15,074	7,79,919	5,71,909	4,28,777	3,60,060
Spain	—	—	—	—	—	595	3,752	9,850	7,073	..
Portugal (*including* Azores and Madeira)	—	—	—	—	—	135	..	195	..	5,021
Switzerland	—	—	—	—	—	57,423	76,991	94,605	1,18,599	1,50,509
Italy (*including* Fiume)	—	—	—	—	—	69,743	1,30,041	1,71,152	36,346	56,200
Austria	—	—	—	—	—	..	..	24,083	7,737	9,255
Hungary	—	—	—	—	—	848	587	3,158	2,157	5,823
Greece (*including* Crete)	—	—	—	—	—	..	10,705	..	..	671

No. 10—*continued*

ARTICLES, AND COUNTRIES OF CONSIGNMENT; ALSO SHARE OF EACH PROVINCE	QUANTITY					VALUE				
	1932-33	1933-34	1934-35	1935-36	1936-37	1932-33	1933-34	1934-35	1935-36	1936-37
						R	R	R	R	R
Drugs and Medicines (*excluding* chemicals and narcotics)—*continued*										
Other sorts of Drugs and Medicines (III. C)—continued										
Turkey, Asiatic	—	—	—	—	—	..	154	..	..	24,650
Native States in Arabia *other than* Muskat Territory and Trucial Oman	—	—	—	—	—	523	866	1,569	8,223	16,432
Iraq	—	—	—	—	—	14,706	2,186	2,395	11,725	10,276
Iran	—	—	—	—	—	55,702	73,138	80,281	62,873	47,241
Sumatra	—	—	—	—	—	8,550	700	390	19,074	32,997
Java	—	—	—	—	—	76,405	80,741	1,89,336	1,14,256	82,623
Japan	—	—	—	—	—	7,42,926	5,49,007	3,23,585	5,94,930	5,71,272
China (*exclusive* of Hongkong and Macao)	—	—	—	—	—	47,593	43,614	46,734	34,233	57,390
Egypt	—	—	—	—	—	16,487	7,021	6,259	5,294	6,676
Morocco, French Protectorate	—	—	—	—	—	..	..	..	8,155	..
United States of America—										
Vid Atlantic Coast	—	—	—	—	—	13,52,023	15,72,466	13,30,538	10,68,584	10,92,041
„ Pacific „	—	—	—	—	—	34,693	63,040	24,752	62,556	65,510
Mexico	—	—	—	—	—	..	893	1,524	4,337	6,044
Brazil	—	—	—	—	—	..	..	..	2,754	6,666
Other Foreign Countries	—	—	—	—	—	9,576	17,788	9,489	8,237	11,764
TOTAL FOREIGN COUNTRIES	—	—	—	—	—	51,52,270	57,60,967	55,21,455	49,56,766	49,50,233
Share of Bengal	—	—	—	—	—	*35,90,204*	*37,33,024*	*33,59,341*	*43,33,235*	*44,49,871*
„ *Bombay*	—	—	—	—	—	*36,30,506*	*42,37,946*	*35,32,849*	*19,17,472*	*18,42,574*
„ *Sind*	—	—	—	—	—	*5,33,673*	*5,63,128*	*6,36,297*	*7,31,679*	*3,36,866*
„ *Madras*	—	—	—	—	—	*9,43,186*	*10,33,532*	*13,94,331*	*14,41,571*	*13,74,296*
„ *Burma*	—	—	—	—	—	*2,52,168*	*3,93,240*	*4,75,532*	*4,55,465*	*4,53,479*
TOTAL	—	—	—	—	—	89,99,742	1,02,19,930	93,98,356	89,84,422	89,97,286
Total of Drugs and Medicines—										
United Kingdom (*including* Channel Islands)	—	—	—	—	—	61,15,680	70,68,897	71,08,042	74,79,115	76,79,431
Ceylon (*excluding* Maldives)	—	—	—	—	—	20,154	51,534	11,372	13,039	14,150
Straits Settlements	—	—	—	—	—	1,78,888	1,50,890	1,54,942	1,54,444	1,44,630
Hongkong	—	—	—	—	—	1,54,664	1,15,881	1,58,420	1,08,601	1,51,695
Union of South Africa	—	—	—	—	—	20,722	10,745	872	11,277	10,144
Kenya Colony	—	—	—	—	—	1,649	1,212	562	1	6,398
Seychelles	—	—	—	—	—	4,394	6,060	2,664	6,618	5,258
Canada—										
vid Atlantic Coast	—	—	—	—	—	2,799	17,628	28,859	25,438	13,355
„ Pacific „	—	—	—	—	—	1	..	266	..	1,115
British West India Islands (*excluding* Bahamas)	—	—	—	—	—	8,638	2,785	6,174	4,820	6,570
Commonwealth of Australia	—	—	—	—	—	13,471	8,022	22,815	11,849	7,328
Other British Possessions	—	—	—	—	—	6,048	7,558	8,971	8,283	8,808
TOTAL BRITISH EMPIRE	—	—	—	—	—	65,27,308	74,41,407	74,99,859	78,13,485	80,48,682
U. S. S. R.—										
Northern	—	—	—	—	—	673	1,215	7,160	..	..
Norway	—	—	—	—	—	1,05,939	1,05,208	1,12,406	94,670	1,74,539
Denmark	—	—	—	—	—	..	..	8,810	187	3,071
Germany	—	—	—	—	—	43,34,228	42,78,652	44,13,996	54,06,186	54,07,785
Netherlands	—	—	—	—	—	4,44,474	6,93,023	6,45,869	7,29,432	3,29,769
Belgium	—	—	—	—	—	1,61,356	2,90,025	1,43,501	1,31,605	1,13,519
France	—	—	—	—	—	11,14,584	9,90,704	10,13,613	11,63,258	9,23,704
Spain	—	—	—	—	—	2,503	3,752	2,850	3,053	4,399

No. 10—*continued*

ARTICLES, AND COUNTRIES OF CONSIGNMENT; ALSO SHARE OF EACH PROVINCE	QUANTITY					VALUE				
	1932-33	1933-34	1934-35	1935-36	1936-37	1932-33	1933-34	1934-35	1935-36	1936-37
						R	R	R	R	R
Drugs and Medicines (*excluding* chemicals and *ex.* narcotics)—*concluded*										
Total of Drugs and Medicines—continued										
Portugal (*including* Azores and Madeira)	—	—	—	—	—	135	..	326	25	5,021
Switzerland	—	—	—	—	—	4,79,895	3,32,990	4,00,148	3,75,189	3,67,288
Italy (*including* Fiume)	—	—	—	—	—	7,50,388	4,25,555	3,64,575	1,73,904	3,27,612
Austria	—	—	—	—	—	2,765	9,822	30,765	25,649	22,377
Hungary	—	—	—	—	—	961	587	..	18,102	34,410
Czechoslovakia	—	—	—	—	—	372	5,825	1,167	1,510	3,338
Greece (*including* Crete)	—	—	—	—	—	..	10,705	..	..	671
Turkey, Asiatic	—	—	—	—	—	..	154	..	..	24,650
Native States in Arabia *other than* Maskat Territory and Trucial Oman	—	—	—	—	—	523	866	1,599	8,254	16,432
Iraq	—	—	—	—	—	19,114	2,186	2,385	11,725	10,276
Iran	—	—	—	—	—	1,46,645	1,23,806	1,84,803	2,27,616	80,666
Sumatra	—	—	—	—	—	8,550	700	390	19,378	33,109
Java	—	—	—	—	—	3,38,575	4,33,153	5,48,914	3,30,390	3,39,556
Japan	—	—	—	—	—	19,31,434	19,21,938	15,57,449	19,18,546	17,37,453
China (*exclusive* of Hongkong and Macao)	—	—	—	—	—	53,579	47,188	49,163	38,623	60,689
Egypt	—	—	—	—	—	16,988	7,086	6,788	5,458	8,416
Morocco, French Protectorate	—	—	—	—	—	..	..	..	8,155	..
United States of America—										
Vid Atlantic Coast	—	—	—	—	—	20,26,479	21,17,023	21,29,020	23,88,081	22,28,299
,, Pacific ,,	—	—	—	—	—	56,795	74,361	48,492	1,95,612	2,12,440
Mexico	—	—	—	—	—	..	893	..	5,197	6,239
Brazil	—	—	—	—	—	..	..	..	7,410	6,868
Other Foreign Countries	—	—	—	—	—	8,878	11,490	9,488	10,888	7,151
TOTAL FOREIGN COUNTRIES	—	—	—	—	—	1,20,55,888	1,19,00,747	1,16,90,177	1,33,03,053	1,26,34,587
Share of Bengal	—	—	—	—	—	*66,32,372*	*63,64,786*	*61,37,678*	*67,84,646*	*67,83,026*
,, *Bombay*	—	—	—	—	—	*74,26,333*	*75,37,575*	*76,11,923*	*86,89,901*	*80,04,347*
,, *Sind*	—	—	—	—	—	*13,77,711*	*14,41,361*	*16,32,365*	*17,25,997*	*16,92,965*
,, *Madras*	—	—	—	—	—	*27,53,738*	*27,73,235*	*29,29,094*	*30,29,731*	*32,53,688*
,, *Burma*	—	—	—	—	—	*7,92,497*	*7,35,297*	*5,69,076*	*8,56,262*	*9,49,943*
TOTAL	—	—	—	—	—	1,85,33,141	1,83,42,154	1,91,90,086	2,11,16,538	2,06,88,469
Dyeing and Tanning substances—										
Barks for tanning (III. E)—	Cwts.	Cwts.	Cwts.	Cwts.	Cwts.					
Straits Settlements	..	..	..	..	179	..	..	..	..	6,797
Union of South Africa	193,347	266,404	279,726	261,535	430,875	11,68,169	13,96,004	12,84,823	13,20,550	19,22,615
Other British Possessions	528	672	18	1,387	536	2,111	2,883	55	6,967	2,069
TOTAL BRITISH EMPIRE	193,875	267,076	279,744	262,922	431,590	11,70,280	13,98,887	12,84,878	13,27,517	19,31,481
TOTAL FOREIGN COUNTRIES	58	150	..	..	..	114	300	..	..	..
Share of Bengal	..	*402*	*480*	*721*	*480*	..	*2,033*	*2,371*	*3,436*	*2,226*
,, *Bombay*	*528*	*167*	*593*	*906*	*2,058*	*2,111*	*521*	*2,330*	*4,065*	*7,147*
,, *Sind*	..	*113*	*18*	..	..	..	*339*	*55*	..	..
,, *Madras*	*193,347*	*266,404*	*278,653*	*261,395*	*428,873*	*11,68,169*	*13,96,004*	*12,80,322*	*13,20,016*	*19,15,311*
,, *Burma*	*58*	*150*	..	..	*179*	*114*	*300*	..	..	*6,797*
TOTAL	193,933	267,226	279,744	262,922	431,590	11,70,394	13,99,187	12,84,878	13,27,517	19,31,481
Cochineal (III. E)—	Cwts.	Cwts.	Cwts.	Cwts.	Cwts.					
TOTAL BRITISH EMPIRE	12	20	22	19	17	2,074	2,711	2,159	2,370	1,721

No. 10—*continued*

ARTICLES, AND COUNTRIES OF CONSIGNMENT; ALSO SHARE OF EACH PROVINCE	QUANTITY					VALUE				
	1932-33	1933-34	1934-35	1935-36	1936-37	1932-33	1933-34	1934-35	1935-36	1936-37
						R	R	R	R	R
Dyeing and Tanning substances—continued										
Cochineal (*III. E*)—continued	Cwts.	Cwts.	Cwts.	Cwts.	Cwts.					
France	223	276	103	33	182	28,817	22,871	8,029	3,430	24,535
Spain	900	1,181	342	204	999	1,25,235	1,28,650	30,066	22,750	1,02,871
Canary Islands	295	192	1,419	713	286	34,791	19,377	1,19,863	67,659	24,160
Other Foreign Countries	..	..	2	25	..	..	..	208	2,150	..
TOTAL FOREIGN COUNTRIES	1,418	1,599	1,866	975	1,467	1,88,843	1,70,898	1,58,166	96,989	1,41,566
Share of Bengal	*1*	*4*	*3*	*1*	*1*	*114*	*401*	*263*	*309*	*176*
" *Bombay*	*1,345*	*1,497*	*1,789*	*950*	*1,341*	*1,67,425*	*1,62,878*	*1,51,189*	*94,094*	*1,81,624*
" *Sind*	*77*	*25*	*31*	*18*	*28*	*9,282*	*1,934*	*7,415*	*1,797*	*1,766*
" *Madras*	*107*	*93*	*15*	*25*	*124*	*14,180*	*8,396*	*1,358*	*3,159*	*10,322*
TOTAL	1,490	1,619	1,888	994	1,484	1,91,017	1,73,609	1,60,325	99,359	1,48,287
Cutch and gambier (*III. E*)—	Cwts.	Cwts.	Cwts.	Cwts.	Cwts.					
Straits Settlements	37,807	32,109	32,117	42,095	34,732	6,77,541	4,70,789	4,66,883	5,59,484	4,89,705
Other British Possessions	..	1	1	2	..	3	36	51	120	..
TOTAL BRITISH EMPIRE	37,807	32,110	32,118	42,097	34,732	6,77,544	4,70,825	4,66,934	5,59,604	4,89,705
TOTAL FOREIGN COUNTRIES	233	50	42	100	322	5,765	1,918	1,464	2,604	4,696
Share of Bengal	*33,967*	*29,051*	*28,854*	*38,360*	*31,411*	*5,39,121*	*3,76,556*	*3,67,865*	*4,43,788*	*3,82,994*
" *Bombay*	*1,645*	*741*	*1,075*	*1,298*	*1,439*	*37,515*	*24,142*	*32,658*	*37,231*	*48,277*
" *Sind*	..	*67*	..	*1*	..	..	*1,334*	..	*48*	..
" *Madras*	*641*	*601*	*435*	*576*	*413*	*13,943*	*10,788*	*10,457*	*14,073*	*7,193*
" *Burma*	*1,887*	*1,500*	*1,798*	*1,962*	*1,890*	*72,730*	*57,628*	*57,418*	*67,449*	*55,867*
TOTAL	38,040	32,160	32,160	42,197	35,054	6,88,309	4,72,743	4,68,398	5,63,208	4,94,331
Dyes obtained from coal tar—										
Alizarine (III. E)—										
Alizarine—Dry—not exceeding 40 per cent—	Lbs.	Lbs.	Lbs.	Lbs.	Lbs.					
United Kingdom (*including* Channel Islands)	..	..	2,805	..	..	..	..	4,212	..	..
Germany	14,950	20,040	30,009	8,786	9,450	23,695	30,455	48,678	16,386	16,235
Share of Bengal	*3,450*	*1,350*	*4,225*	*4,274*	*2,500*	*5,423*	*2,355*	*8,185*	*8,383*	*4,542*
" *Bombay*	*9,000*	*6,650*	*6,605*	*950*	*3,500*	*14,259*	*10,492*	*11,260*	*1,856*	*5,888*
" *Sind*	*2,500*	*11,540*	*21,284*	*3,562*	*3,450*	*4,013*	*17,108*	*33,455*	*6,342*	*5,805*
TOTAL	14,950	20,040	32,814	8,786	9,450	23,695	30,455	52,890	16,386	16,235
Alizarine—Dry—exceeding 40 per cent—	Lbs.	Lbs.	Lbs.	Lbs.	Lbs.					
United Kingdom (*including* Channel Islands)	1,811	..	..	..	..	2,889	..	..	..	..
Germany	1,160	5,312	10,368	7,221	10,640	3,012	16,887	31,431	18,031	31,715
United States of America—										
Via Atlantic Coast	..	3,129	5,976	..	..	..	9,546	14,592	..	..
TOTAL FOREIGN COUNTRIES	1,160	8,441	16,339	7,221	10,640	3,012	26,383	46,023	18,031	31,715
Share of Bengal	*600*	..	*3*	*28*	..	*1,087*	..	*12*	*80*	..
" *Bombay*	*583*	*8,441*	*14,656*	*3,193*	*5,208*	*2,177*	*26,383*	*40,632*	*8,276*	*15,478*
" *Sind*	..	..	*1,680*	*4,000*	*5,432*	..	..	*5,379*	*9,676*	*16,237*
" *Madras*	*1,788*	..	..	..	..	*2,587*	..	..	..	..
TOTAL	2,971	8,441	16,339	7,221	10,640	5,851	26,383	46,023	18,031	31,715

No. 10—*continued*

ARTICLES, AND COUNTRIES OF CONSIGNMENT; ALSO SHARE OF EACH PROVINCE	QUANTITY					VALUE				
	1932-33	1933-34	1934-35	1935-36	1936-37	1932-33	1933-34	1934-35	1935-36	1936-37
Dyeing and Tanning substances—*continued*										
• ***Dyes obtained from coal tar —continued***						R	R	R	R	R
Alizarine (III. B)—*continued*										
Alizarine—Moist—not exceeding 16 per cent—	Lbs.	Lbs.	Lbs.	Lbs.	Lbs.					
United Kingdom (*including Channel Islands*) .	16,240	20,048	14,560	16,352	9,968	9,160	12,245	8,244	9,518	5,457
Germany . . .	308,150	346,760	412,184	123,424	264,880	1,86,836	1,99,595	2,15,804	64,549	1,31,754
Other Foreign Countries .	..	2,240	3,810	1,120	4,032	..	1,226	2,295	624	1,889
TOTAL FOREIGN COUNTRIES .	308,150	349,000	415,994	124,544	268,912	1,86,836	2,00,821	2,18,099	65,173	1,33,643
Share of Bengal . .	*44,010*	*49,320*	*55,120*	*58,240*	*67,088*	*26,916*	*24,987*	*29,149*	*32,475*	*37,079*
,, ***Bombay*** . .	*220,304*	*255,920*	*286,502*	*53,312*	*145,488*	*1,33,083*	*1,47,103*	*1,53,610*	*27,099*	*69,444*
,, ***Sind*** . .	*35,840*	*42,000*	*61,182*	*20,384*	*46,256*	*21,525*	*23,586*	*30,674*	*10,606*	*21,765*
,, ***Madras*** . .	*24,230*	*30,208*	*27,780*	*5,960*	*20,048*	*14,473*	*17,390*	*12,910*	*4,511*	*10,812*
TOTAL .	224,390	369,048	430,554	140,806	278,880	1,95,996	2,13,066	2,26,343	74,691	1,39,100
Alizarine—Moist—over 16 per cent but not exceeding 20 per cent—	Lbs.	Lbs.	Lbs.	Lbs.	Lbs.					
United Kingdom (*including Channel Islands*) .	382,836	531,496	548,344	465,666	502,668	2,67,267	4,29,481	3,52,203	3,00,702	3,09,563
Germany . . .	1,226,720	1,200,583	1,969,332	1,332,154	1,310,207	8,42,201	8,17,434	11,21,029	7,80,816	7,46,964
Switzerland . . .	18,484	43,680	5,920	2,240	2,240	12,305	28,802	2,200	1,400	1,082
Czechoslovakia . .	4,480	101,114	89,436	90,720	207,536	2,900	76,839	54,440	53,678	1,13,734
United States of America—										
Vid **Atlantic Coast** .	..	..	14,968	..	..	..	..	9,270	..	..
TOTAL FOREIGN COUNTRIES .	1,340,684	1,345,377	2,077,656	1,425,114	1,519,983	8,57,406	9,23,075	11,86,939	8,44,894	8,61,780
Share of Bengal . .	*34,160*	*33,600*	*55,216*	*61,936*	*61,264*	*23,449*	*24,573*	*35,243*	*41,328*	*38,141*
,, ***Bombay*** . .	*1,135,467*	*1,196,876*	*1,772,844*	*1,163,996*	*1,300,239*	*7,80,814*	*9,01,836*	*10,36,458*	*7,07,834*	*7,48,824*
,, ***Sind*** . .	*212,330*	*331,038*	*499,744*	*439,788*	*452,368*	*1,57,487*	*2,30,637*	*2,93,856*	*2,95,591*	*2,66,425*
,, ***Madras*** . .	*248,323*	*315,360*	*293,196*	*175,060*	*208,780*	*1,61,103*	*1,95,510*	*1,68,585*	*1,00,848*	*1,27,953*
,, ***Burma*** . .	*2,240*	..	..	..	..	*1,830*	..	..	..	..
TOTAL .	1,682,520	1,876,873	2,626,000	1,890,780	2,022,651	11,24,673	13,52,556	15,39,142	11,45,596	11,71,343

No. 10—*continued*

ARTICLES, AND COUNTRIES OF CONSIGNMENT; ALSO SHARE OF EACH PROVINCE	QUANTITY					VALUE				
	1932-33	1933-34	1934-35	1935-36	1936-37	1932-33	1933-34	1934-35	1935-36	1936-37
						R	R	R	R	R
Dyeing and Tanning substances—*continued*										
Dyes obtained from coal tar—continued										
Alizarine (III. E)—*concluded*										
Alizarine—Moist—exceeding 20 per cent—	Lbs.	Lbs.	Lbs.	Lbs.	Lbs.					
United Kingdom (*including* Channel Islands)	134,176	183,008	160,268	93,072	65,632	1,64,484	2,03,760	1,83,747	1,08,706	81,296
Germany	177,660	107,077	320,544	162,400	133,728	2,33,212	1,43,744	3,72,098	1,90,035	1,61,602
Switzerland	15,687	8,064	2,240	2,240	2,564	20,572	10,595	2,919	2,508	4,009
Czechoslovakia	..	5,768	36,960	..	23,072	..	8,995	43,804	..	23,745
TOTAL FOREIGN COUNTRIES	193,347	120,909	359,744	164,640	159,364	2,53,784	1,63,334	4,18,821	1,92,543	1,89,356
Share of Bengal	..	..	..	*10,640*	..	..	..	..	*6,843*	..
„ *Bombay*	*75,075*	*96,941*	*158,364*	*81,648*	*103,364*	*1,06,558*	*1,87,977*	*1,25,150*	*1,01,744*	*1,35,437*
„ *Sind*	*26,208*	*25,536*	*64,624*	*58,352*	*99,232*	*36,373*	*35,494*	*31,435*	*72,055*	*1,12,156*
„ *Madras*	*226,240*	*181,440*	*297,024*	*107,072*	*22,400*	*2,75,337*	*2,03,623*	*3,25,983*	*1,20,607*	*23,059*
TOTAL	327,523	303,917	520,012	257,712	224,996	4,18,268	4,27,094	6,02,568	3,01,249	2,70,652
Total Alizarine (III. E)—	Lbs.	Lbs.	Lbs.	Lbs.	Lbs.					
United Kingdom (*including* Channel Islands)	535,063	734,552	725,977	575,090	578,268	4,43,750	7,05,486	5,48,406	4,18,926	3,96,316
Germany	1,728,640	1,679,772	2,742,432	1,720,225	1,728,905	12,88,956	12,08,065	17,89,040	11,29,753	10,88,270
Switzerland	34,171	53,984	6,160	4,480	4,804	32,877	40,623	5,119	3,908	5,091
Czechoslovakia	4,480	106,882	129,756	5,600	234,640	2,900	85,834	1,00,264	3,366	1,39,368
United States of America—										
Viâ Atlantic Coast	..	3,129	20,944	..	..	..	9,546	23,862	..	..
Other Foreign Countries	..	..	450	..	..	..	..	275	..	..
TOTAL FOREIGN COUNTRIES	1,767,291	1,843,767	2,899,742	1,730,305	1,968,349	13,24,733	13,44,068	19,18,560	11,37,027	12,32,729
Share of Bengal	*82,226*	*75,770*	*115,164*	*135,118*	*130,852*	*56,874*	*52,415*	*72,589*	*89,109*	*79,762*
„ *Bombay*	*1,440,429*	*1,564,827*	*2,238,971*	*1,303,099*	*1,557,799*	*10,36,891*	*12,73,791*	*14,37,100*	*8,46,608*	*9,75,071*
„ *Sind*	*276,878*	*410,114*	*648,584*	*576,086*	*606,738*	*2,19,398*	*3,06,825*	*4,49,799*	*3,94,270*	*4,22,388*
„ *Madras*	*500,581*	*527,608*	*623,000*	*291,092*	*251,228*	*4,53,500*	*4,16,523*	*5,07,478*	*2,25,966*	*1,51,824*
„ *Burma*	*2,240*	..	..	..	..	*1,820*	..	..	..	..
TOTAL	2,302,354	2,578,319	3,625,719	2,305,395	2,546,617	17,68,483	20,49,554	24,66,966	15,55,953	16,29,045

No. 10—*continued*

ARTICLES, AND COUNTRIES OF CONSIGNMENT; ALSO SHARE O F EACH PROVINCE	QUANTITY					VALUE				
	1932-33	1933-34	1934-35	1935-36	1936-37	1932-33	1933-34	1934-35	1935-36	1936-37
Dyeing and Tanning substances—*continued*						R	R	R	R	R
Dyes obtained from coal tar —continued										
Congo red (III. E)—	Lbs.	Lbs.	Lbs.	Lbs.	Lbs.					
United Kingdom (*including* Channel Islands)	127,181	108,324	135,871	164,678	169,375	1,00,451	83,825	89,620	1,08,742	1,16,577
Other British Possessions	5	..	..	..	..	3	..	..	..	..
TOTAL BRITISH EMPIRE	127,186	108,324	135,871	164,678	169,375	1,00,454	83,825	89,620	1,08,742	1,16,577
U. S. S. R.—										
Northern	..	18,421	251,022	173,648	420,135	..	11,514	1,50,705	97,382	2,39,547
Southern	..	..	252,565	5,512	11,025	..	..	1,39,219	3,479	4,858
Germany	785,877	611,800	1,456,645	1,460,476	1,431,272	6,26,136	4,47,301	8,10,846	7,97,770	7,87,923
Netherlands	38	2,794	118	16,686	5,655	45	2,898	165	11,199	2,885
Belgium	4,480	..	1,160	22,160	4,040	3,318	25	747	14,554	2,244
France	51,520	6,838	..	2,240	..	49,364	6,146	..	5,580	..
Switzerland	27,985	11,760	5,600	17,920	..	23,706	9,387	3,510	13,724	..
Italy (*including* Fiume)	166,432	15,680	19,040	..	..	1,61,202	15,680	15,870	..	..
Japan	15,556	54,887	85,247	184,775	64,207	13,017	39,942	51,163	1,13,694	39,941
United States of America—										
Vid Atlantic Coast	226,757	209,164	367,519	529,444	376,885	1,50,488	1,28,882	2,04,772	2,93,000	2,10,882
TOTAL FOREIGN COUNTRIES	1,278,095	931,338	2,438,911	2,412,861	2,313,219	10,27,296	6,61,770	13,76,997	13,50,332	12,88,210
Share of Bengal	*159,337*	*66,183*	*139,689*	*310,553*	*271,819*	*1,38,236*	*56,916*	*1,32,974*	*2,42,377*	*1,92,658*
,, *Bombay*	*1,047,320*	*889,401*	*1,979,559*	*1,895,437*	*1,909,432*	*8,37,041*	*6,27,624*	*11,10,550*	*10,29,942*	*10,20,716*
,, *Sind*	*95,300*	*64,650*	*294,937*	*230,672*	*254,643*	*76,336*	*46,912*	*1,60,327*	*1,11,894*	*1,17,200*
,, *Madras*	*83,965*	*7,928*	*86,542*	*106,537*	*38,180*	*66,057*	*4,756*	*46,116*	*51,028*	*19,730*
,, *Burma*	*20,556*	*11,500*	*24,060*	*24,340*	*8,520*	*20,080*	*9,387*	*16,550*	*23,333*	*6,484*
TOTAL	1,405,281	1,039,662	2,574,782	2,577,539	2,482,594	11,27,750	7,45,595	14,66,617	14,59,074	13,54,787
Coupling dyes of the Napthol group—napthol rapid fast colours (rapid salts) and bases (III. E) (a)—	Lbs.	Lbs.								
United Kingdom (*including* Channel Islands)	73,257	88,116	—	—	—	3,79,081	3,97,410	—	—	—
Germany	285,913	417,901	—	—	—	17,95,324	17,36,756	—	—	—
Netherlands	3,495	7,342	—	—	—	11,604	33,538	—	—	—
Belgium	1,913	16,698	—	—	—	21,385	81,828	—	—	—
France	63,297	9,227	—	—	—	3,63,621	33,751	—	—	—
Switzerland	34,025	65,276	—	—	—	1,77,165	2,66,132	—	—	—
Italy (*including* Fiume)	22,575	16,688	—	—	—	1,07,972	65,910	—	—	—
Czechoslovakia	560	2,691	—	—	—	2,800	14,545	—	—	—
Japan	22,609	91,748	—	—	—	1,06,556	3,19,210	—	—	—
United States of America—										
Vid Atlantic Coast	3,711	188	—	—	—	17,497	885	—	—	—
TOTAL FOREIGN COUNTRIES	438,097	627,709	—	—	—	26,03,924	25,52,005	—	—	—
Share of Bengal	*39,199*	*66,566*	—	—	—	*2,26,674*	*2,68,190*	—	—	—
,, *Bombay*	*366,065*	*521,134*	—	—	—	*21,52,452*	*21,57,757*	—	—	—
,, *Sind*	*1,791*	*1,478*	—	—	—	*11,162*	*10,279*	—	—	—
,, *Madras*	*102,849*	*135,105*	—	—	—	*5,53,592*	*5,07,621*	—	—	—
,, *Burma*	*1,450*	*1,547*	—	—	—	*9,725*	*5,668*	—	—	—
TOTAL	511,354	715,825	—	—	—	29,88,605	29,49,415	—	—	—

(a) Subdivided into three heads from 1934-35.

No. 10—*continued*

ARTICLES AND COUNTRIES OF CONSIGNMENT; ALSO SHARE OF EACH PROVINCE	QUANTITY					VALUE				
	1932-33	1933-34	1934-35	1935-36	1936-37	1932-33	1933-34	1934-35	1935-36	1936-37
Dyeing and Tanning substances— *continued*								R	R	R
Dyes obtained from coal tar —continued										
Coupling dyes of the Napthol group—*contd.*										
Napthol (III. E) (a)—			Lbs.	Lbs.	Lbs.					
United Kingdom (*including* Channel Islands)	—	—	71,084	82,158	82,126	—	—	3,34,756	3,48,509	3,50,423
Germany	—	—	512,487	688,442	510,636	—	—	14,69,071	17,77,887	13,89,016
Belgium	—	—	..	6,942	1,120	—	—	..	17,768	4,060
France	—	—	22,952	14,918	3,031	—	—	70,426	33,589	6,915
Switzerland	—	—	78,490	78,000	59,057	—	—	1,99,864	1,97,776	1,20,726
Italy (*including* Fiume)	—	—	13,454	1,680	9,861	—	—	37,180	6,806	15,180
Japan	—	—	83,987	105,056	87,443	—	—	2,26,964	3,41,812	2,18,807
United States of America—										
Vid Atlantic Coast	—	—	5,533	..	3	—	—	12,889	..	8
Other Foreign Countries	—	—	..	42	56	—	—	..	156	224
TOTAL FOREIGN COUNTRIES	—	—	716,853	895,075	671,207	—	—	20,16,024	22,74,300	17,54,976
Share of Bengal	—	—	*46,810*	*116,617*	*91,027*	—	—	*1,50,689*	*2,77,533*	*2,07,194*
„ *Bombay*	—	—	*626,940*	*729,763*	*550,671*	—	—	*18,49,969*	*20,22,035*	*15,95,184*
„ *Sind*	—	—	..	*1,961*	*4,789*	—	—	..	*4,317*	*7,909*
„ *Madras*	—	—	*113,655*	*191,993*	*105,679*	—	—	*3,48,736*	*3,00,933*	*2,90,838*
„ *Burma*	—	—	*532*	*6,954*	*1,176*	—	—	*1,395*	*17,036*	*4,284*
TOTAL	—	—	787,937	977,233	753,333	—	—	23,50,780	26,22,809	21,05,899
Rapid fast colours (Rapid salts) (III. E) (a)—			Lbs.	Lbs.	Lbs.					
Germany	—	—	65,330	58,763	50,502	—	—	2,26,017	2,16,015	2,67,521
France	—	—	..	..	1,120	—	—	..	..	6,300
Other Foreign Countries	—	—	112	579	806	—	—	520	3,505	5,473
TOTAL FOREIGN COUNTRIES	—	—	65,442	59,342	52,428	—	—	3,26,537	3,21,520	2,79,294
Share of Bengal	—	—	*6,200*	*3,900*	*1,112*	—	—	*26,905*	*23,941*	*6,958*
„ *Bombay*	—	—	*46,742*	*45,042*	*41,904*	—	—	*2,23,643*	*2,48,809*	*2,25,296*
„ *Sind*	—	—	*2,000*	*2,000*	*3,000*	—	—	*4,935*	*3,780*	*13,658*
„ *Madras*	—	—	*13,500*	*8,400*	*6,412*	—	—	*71,054*	*40,990*	*33,382*
TOTAL	—	—	65,442	59,342	52,428	—	—	3,26,537	3,21,520	2,79,294
Bases (III. E) (a)—			Lbs.	Lbs.	Lbs.					
United Kingdom (*including* Channel Islands)	—	—	37,025	26,127	20,173	—	—	75,947	58,346	44,206
Germany	—	—	279,672	413,553	267,329	—	—	5,46,919	8,63,159	5,61,542
Netherlands	—	—	666	446	380	—	—	5,130	3,948	2,918
Belgium	—	—	113	8,309	2,543	—	—	417	23,276	7,781
France	—	—	23,612	21,854	17,971	—	—	60,049	54,254	25,217
Switzerland	—	—	76,485	54,084	18,710	—	—	1,78,324	1,23,366	44,826
Italy (*including* Fiume)	—	—	6,780	3,920	7,512	—	—	23,120	15,705	16,654
Japan	—	—	26,853	36,128	54,472	—	—	52,435	60,941	1,18,145
United States of America— *Vid* Atlantic Coast	—	—	..	1,120	784	—	—	..	1,618	1,120
TOTAL FOREIGN COUNTRIES	—	—	414,181	539,414	369,701	—	—	9,61,394	11,51,267	7,73,203

(a) Separately recorded from 1934-35.

No. 10—*continued*

ARTICLES, AND COUNTRIES OF CONSIGNMENT; ALSO SHARE OF EACH PROVINCE	QUANTITY					VALUE				
	1932-33	1933-34	1934-35	1935-36	1936-37	1932-33	1933-34	1934-35	1935-36	1936-37
Dyeing and Tanning substances—*continued*										
Dyes obtained from coal tar **—continued**						R	R	R	R	R
Coupling dyes of the Naphthol group—*concluded*										
Bases (III. E) (a)—*continued*			Lbs.	Lbs.	Lbs.					
Share of Bengal	—	—	*35,218*	*38,719*	*49,345*	—	—	*97,944*	*2,08,054*	*1,10,383*
,, *Bombay*	—	—	*342,406*	*390,185*	*252,008*	—	—	*7,55,641*	*8,01,601*	*5,22,216*
,, *Sind*	—	—	*1,375*	*1,672*	*1,606*	—	—	*9,286*	*11,183*	*9,823*
,, *Madras*	—	—	*71,535*	*76,281*	*86,075*	—	—	*1,70,487*	*1,67,093*	*1,74,147*
,, *Burma*	—	—	*672*	*8,684*	*840*	—	—	*4,973*	*21,682*	*840*
TOTAL	—	—	451,206	565,541	389,874	—	—	10,37,341	12,09,613	8,17,409
Other salts (III. E)—	Lbs.	Lbs.	Lbs.	Lbs.	Lbs.					
TOTAL BRITISH EMPIRE	1,602	174	200	448	410	3,981	345	290	568	1,084
Germany	461,544	475,376	776,965	936,757	751,904	10,20,993	7,18,767	12,08,953	13,41,576	11,21,958
Netherlands	7,246	10,376	..	..	..	19,446	22,086	..	..	..
Belgium	..	29,736	..	2,212	4,480	..	69,873	..	4,098	7,378
Switzerland	8,354	20,430	10,291	23,764	66,724	19,849	32,149	16,314	36,871	1,10,064
Japan	3,089	17,952	37,332	36,729	37,517	4,995	22,324	42,220	39,930	46,054
United States of America—										
Vid Atlantic Coast	..	..	11,677	2,259	5	..	4,386	12,161	3,800	8
Other Foreign Countries	857	5,130	..	654	..	926	..	..	853	..
TOTAL FOREIGN COUNTRIES	480,890	559,000	836,265	1,002,375	860,630	10,66,209	8,69,585	12,79,648	14,26,628	12,85,462
Share of Bengal	*52,353*	*45,176*	*53,183*	*87,092*	*65,330*	*1,06,605*	*1,11,769*	*1,05,688*	*1,45,239*	*1,15,034*
,, *Bombay*	*354,780*	*462,206*	*681,025*	*833,293*	*707,860*	*7,90,330*	*6,78,905*	*10,00,235*	*11,66,080*	*10,49,825*
,, *Sind*	..	..	..	*2,100*	*9,800*	..	..	..	*2,607*	*10,372*
,, *Madras*	*72,054*	*51,793*	*104,282*	*73,284*	*73,520*	*1,68,243*	*79,263*	*1,74,043*	*1,10,900*	*1,03,437*
,, *Burma*	*3,309*	..	..	*3,054*	*4,430*	*5,012*	..	..	*2,370*	*7,378*
TOTAL	482,492	559,174	838,465	1,002,823	861,040	10,70,190	8,69,930	12,79,938	14,27,196	12,86,546
Vats—										
Indigo (III. E)—	Lbs.	Lbs.	Lbs.	Lbs.	Lbs.					
United Kingdom (*including* Channel Islands)	77,308	92,316	15,702	44,652	387	1,19,826	1,48,049	23,755	65,068	603
Other British Possessions	102	..	112	4,173	252	136	..	115	2,256	300
TOTAL BRITISH EMPIRE	77,410	92,316	15,904	48,825	639	1,19,962	1,48,049	23,870	67,324	903
Germany	741,833	829,764	984,673	725,046	526,386	11,01,740	11,60,035	13,60,916	10,15,628	6,93,788
Netherlands	..	..	..	50,848	10,528	..	..	..	76,843	22,109
Belgium	..	..	..	53,760	5,600	..	..	..	80,640	7,000
France	31,584	29,120	10,663	68,456	29,400	46,960	46,584	24,127	1,05,866	39,677
Switzerland	131,052	122,792	161,610	132,262	104,076	1,93,868	1,81,113	2,16,813	1,69,825	1,44,056
Italy (*including* Fiume)	60,023	33,600	49,218	66,722	39,200	93,313	56,770	87,766	1,08,724	52,203
United States of America—*Vid* Atlantic Coast	..	16,352	50,849	66,980	80,931	..	15,955	55,337	68,235	96,587
Other Foreign Countries	..	..	3	14	2,491	..	3,165	2	19	2,365
TOTAL FOREIGN COUNTRIES	964,492	1,031,628	1,257,021	1,164,088	799,212	14,35,881	14,72,622	17,44,461	16,26,280	10,57,785

(a) Separately recorded from 1934-35.

No. 10—*continued.*

ARTICLES, AND COUNTRIES OF CONSIGNMENT; ALSO SHARE OF EACH PROVINCE	QUANTITY					VALUE				
	1932-33	1933-34	1934-35	1935-36	1936-37	1932-33	1933-34	1934-35	1935-36	1936-37
Dyeing and Tanning substances—*continued*						R	R	R	R	R
Dyes obtained from coal tar—continued										
Vats—*contd.*										
Indigo (III. E)—*contd.*	Lbs.	Lbs.	Lbs.	Lbs.	Lbs.					
Share of Bengal	*89,096*	*47,600*	*68,208*	*58,577*	*36,064*	*1,33,333*	*71,101*	*98,959*	*86,412*	*54,597*
" *Bombay*	*641,467*	*712,612*	*804,564*	*712,551*	*508,944*	*9,42,517*	*9,98,159*	*10,97,565*	*9,44,298*	*6,56,914*
" *Sind*	*142,743*	*249,563*	*273,105*	*230,042*	*128,450*	*2,27,709*	*3,90,460*	*4,00,130*	*3,60,684*	*1,86,272*
" *Madras*	*103,590*	*106,264*	*91,432*	*110,943*	*120,793*	*2,52,277*	*1,48,351*	*1,13,253*	*1,50,010*	*1,53,905*
" *Burma*	*6*	*8,400*	*35,616*	*100,800*	*5,600*	*7*	*12,600*	*53,424*	*1,51,200*	*7,000*
TOTAL	1,041,902	1,123,944	1,272,925	1,212,913	799,851	15,55,843	16,20,671	17,68,331	16,92,604	10,58,688
Carbazole blue (III. E)—(a)			Lbs.	Lbs.	Lbs.					
TOTAL BRITISH EMPIRE	—	—	28	10	..	—	—	93	60	..
Germany	—	—	42,528	48,229	69,229	—	—	1,12,782	97,064	1,45,969
France	—	—	..	560	..	—	—	..	1,253	..
Switzerland	—	—	7,420	9,296	2,240	—	—	19,399	18,582	3,950
Japan	—	—	2,861	22,153	14,557	—	—	7,870	50,170	34,948
TOTAL FOREIGN COUNTRIES	—	—	52,809	80,238	86,026	—	—	1,40,051	1,67,069	1,84,867
Share of Bengal	—	—	*3,859*	*16,128*	*29,542*	—	—	*9,369*	*33,334*	*60,691*
" *Bombay*	—	—	*35,589*	*47,312*	*39,658*	—	—	*94,605*	*1,01,314*	*87,027*
" *Madras*	—	—	*13,389*	*16,808*	*16,826*	—	—	*36,170*	*32,481*	*37,149*
TOTAL	—	—	*52,837*	80,248	86,026	—	—	1,40,144	1,67,129	1,84,867
Other sorts—										
Paste (III. E)—	Lbs.	Lbs.	Lbs.	Lbs.	Lbs.					
United Kingdom (*including* Channel Islands)	21,422	14,225	24,413	18,460	15,767	48,756	26,953	59,918	53,717	53,511
Germany	248,707	141,837	263,035	197,588	153,714	7,60,722	4,24,651	7,29,684	4,71,589	4,64,062
Switzerland	996	2,245	550	20	88	5,183	12,432	9,036	52	1,284
Other Foreign Countries	..	..	50	1	..	..	..	840	2	..
TOTAL FOREIGN COUNTRIES	249,703	144,082	263,635	197,609	153,802	7,65,905	4,37,083	7,39,560	4,71,643	4,65,346
Share of Bengal	*1,345*	..	*128*	*2,192*	*700*	*4,370*	..	*1,815*	*7,802*	*2,153*
" *Bombay*	*49,752*	*23,340*	*52,179*	*58,923*	*70,244*	*2,37,299*	*1,08,596*	*2,12,853*	*2,02,659*	*2,44,114*
" *Madras*	*220,028*	*134,967*	*235,741*	*154,954*	*98,625*	*5,72,992*	*3,55,440*	*5,84,810*	*3,14,899*	*2,72,590*
TOTAL	271,125	158,307	288,048	216,069	169,569	8,14,661	4,64,036	7,99,478	5,25,360	5,18,857
Powder (III. E)—	Lbs.	Lbs.	Lbs.	Lbs.	Lbs.					
United Kingdom (*including* Channel Islands)	24,056	23,137	46,118	89,744	103,282	2,96,000	3,32,375	5,89,976	12,74,988	14,88,533
Other British Possessions	112	..	..	..	..	2,520	..	..	..	..
TOTAL BRITISH EMPIRE	24,168	23,137	46,118	89,744	103,282	2,98,520	3,32,375	5,89,976	12,74,988	14,88,533

(a) Separately recorded from 1934-35.

No. 10—*continued*

ARTICLES, AND COUNTRIES OF CONSIGNMENT; ALSO SHARE OF EACH PROVINCE	Quantity					Value				
	1932-33	1933-34	1934-35	1935-36	1936-37	1932-33	1933-34	1934-35	1935-36	1936-37
Dyeing and Tanning substances—*continued*										
Dyes obtained from coal tar—*continued*						Rs	Rs	Rs	Rs	Rs
Vats—*concluded*										
Other Sorts—*contd.*	Lbs.	Lbs.	Lbs.	Lbs.	Lbs.					
Powder (III. E)—*contd.*										
Germany	181,697	241,842	314,682	421,836	471,866	24,69,992	35,47,611	50,88,024	66,75,567	70,52,365
Netherlands	1,883	110	..	..	906	16,153	2,825	..	..	7,991
France	23,865	220	12,881	12,497	13,378	3,50,464	4,400	1,22,243	1,08,728	1,23,870
Switzerland	64,702	51,823	59,560	75,727	71,066	6,43,759	4,66,925	5,43,581	7,82,193	7,86,682
Italy (*including* Fiume)	10,417	820	448	3,147	1,580	1,47,770	12,840	2,955	20,395	7,235
Czechoslovakia	..	3,012	882	..	..	..	44,680	12,262	..	..
Japan	4,653	23,456	8,274	7,474	9,405	32,612	1,39,139	74,020	64,985	77,749
Other Foreign Countries	..	274	112	110	203	..	3,094	972	936	1,482
TOTAL FOREIGN COUNTRIES	287,217	321,062	396,839	520,791	567,904	36,60,750	43,21,514	57,94,058	76,52,804	80,57,324
Share of Bengal	*34,916*	*49,736*	*45,634*	*57,912*	*69,581*	*3,92,253*	*6,26,689*	*5,78,200*	*6,93,208*	*8,66,080*
,, *Bombay*	*223,726*	*254,239*	*332,349*	*433,393*	*493,901*	*29,60,659*	*33,53,814*	*48,34,931*	*73,01,845*	*74,04,562*
,, *Sind*	..	..	*250*	*1,000*	*500*	..	..	*1,164*	*4,544*	*2,331*
,, *Madras*	*52,745*	*47,134*	*66,674*	*69,330*	*107,194*	*6,06,358*	*6,73,386*	*9,19,739*	*9,23,200*	*13,72,724*
,, *Burma*	..	..	..	..	*10*	..	..	..	..	*160*
TOTAL	311,385	344,199	442,957	610,535	671,186	39,59,270	46,53,889	63,84,034	89,27,792	95,45,857
Sulphur, black (III. E)—	Lbs.	Lbs.	Lbs.	Lbs.	Lbs.					
United Kingdom (*including* Channel Islands)	235,991	163,631	42,748	140,314	120,825	1,19,653	83,111	17,846	55,217	49,756
Aden and Dependencies	..	..	..	140	..	..	..	..	44	..
TOTAL BRITISH EMPIRE	235,991	163,631	42,748	140,454	120,825	1,19,653	83,111	17,846	55,261	49,756
Germany	1,834,352	1,902,614	2,292,424	3,520,050	2,392,934	8,69,617	8,50,665	7,10,522	9,55,954	4,77,820
Japan	79,334	693,914	717,311	642,998	608,655	29,910	2,72,942	2,23,738	1,59,934	1,43,189
United States of America—										
Vid Atlantic Coast	183,900	330,888	29,035	51,150	20,705	1,06,923	1,01,734	7,743	14,433	5,511
,, Pacific ,,	..	825	..	..	..	..	270	..	..	..
Other Foreign Countries	22,515	..	2,240	112	..	9,870	..	560	80	..
TOTAL FOREIGN COUNTRIES	2,120,101	2,928,191	3,041,510	4,214,310	3,022,294	10,16,320	12,25,611	9,42,563	11,30,351	6,26,520
Share of Bengal	*181,888*	*260,471*	*236,255*	*278,314*	*239,932*	*79,399*	*1,70,618*	*92,267*	*90,731*	*72,067*
,, *Bombay*	*1,841,914*	*2,597,050*	*2,455,770*	*3,687,667*	*2,383,111*	*9,07,905*	*10,34,951*	*7,60,812*	*10,04,808*	*5,14,563*
,, *Sind*	..	..	*7,737*	*15,123*	*21,112*	..	..	*2,544*	*3,181*	*4,202*
,, *Madras*	*313,810*	*990,221*	*377,664*	*336,940*	*481,044*	*1,38,397*	*95,950*	*1,02,775*	*77,552*	*81,524*
,, *Burma*	*18,480*	*14,080*	*6,832*	*34,720*	*17,920*	*10,272*	*7,303*	*2,011*	*9,310*	*3,920*
TOTAL	2,356,092	3,091,822	3,084,258	4,354,764	3,143,119	11,35,973	13,08,722	9,60,409	11,85,612	6,76,276
Metanil, yellow (III. E)—	Lbs.	Lbs.	Lbs.	Lbs.	Lbs.					
United Kingdom (*including* Channel Islands)	17,174	11,240	25,510	67,360	31,708	34,618	20,276	37,395	1,03,475	56,080
Germany	201,804	375,048	564,803	547,662	782,852	2,42,868	2,98,651	4,48,931	4,30,768	5,45,735
Netherlands	32,520	9,018	224	4,276	8,756	46,191	12,940	370	5,877	9,995
Belgium	4,028	..	100	2,700	400	5,234	..	75	2,025	200
Switzerland	12,880	6,185	13,024	..	..	17,691	5,715	14,399	..	..
Japan	3	4,981	356	22,309	11,200	2	7,883	546	27,738	19,528
United States of America—										
Vid Atlantic Coast	25,315	44,494	80,759	107,202	41,422	41,289	54,852	96,155	1,25,558	40,039
Other Foreign Countries	2,260	1,232	1,680	3,024	672	3,401	1,518	3,014	3,546	615
TOTAL FOREIGN COUNTRIES	338,810	440,958	660,946	687,173	845,302	3,56,676	3,81,559	5,63,490	5,95,512	6,16,112
Share of Bengal	*89,996*	*34,188*	*73,744*	*135,312*	*102,932*	*95,018*	*40,852*	*84,054*	*1,33,707*	*97,024*
,, *Bombay*	*204,252*	*311,125*	*490,750*	*518,719*	*629,084*	*2,39,087*	*2,81,871*	*4,23,595*	*4,93,833*	*4,76,857*
,, *Sind*	*34,236*	*58,560*	*66,912*	*51,402*	*97,554*	*32,454*	*42,086*	*51,459*	*35,978*	*66,749*
,, *Madras*	*27,500*	*43,328*	*52,960*	*43,300*	*46,160*	*24,735*	*36,126*	*39,368*	*31,132*	*30,350*
,, *Burma*	..	..	*3,100*	*5,900*	*1,300*	..	..	*2,419*	*4,337*	*712*
TOTAL	355,984	452,198	686,456	754,533	877,010	3,91,294	4,01,885	6,00,885	6,98,987	6,72,192

No. 10—*continued*

ARTICLES, AND COUNTRIES OF CONSIGNMENT; ALSO SHARE OF EACH PROVINCE	QUANTITY					VALUE				
	1932-33	1933-34	1934-35	1935-36	1936-37	1932-33	1933-34	1934-35	1935-36	1936-37
Dyeing and Tanning substances—*continued*						R	R	R	R	R
Dyes obtained from coal tar—*continued*										
Auramine of concentration of 15% and less (III. E)—	Lbs.	Lbs.	Lbs.	Lbs.	Lbs.					
Germany	83,950	36,750	..	1,260	280	63,820	27,151	..	2,382	337
United States of America—*Vid* Atlantic Coast	..	..	..	13,750	..	..	..	..	19,940	..
Other Foreign Countries	..	..	..	1,506	..	..	..	..	2,013	..
TOTAL FOREIGN COUNTRIES	83,950	36,750	..	16,516	280	63,820	27,151	..	24,335	337
Share of Bengal	*33,100*	*10,300*	..	..	..	*23,385*	*3,693*	..	..	..
„ *Bombay*	*46,150*	*22,300*	..	*15,266*	..	*36,149*	*16,902*	..	*21,953*	..
„ *Sind*	*4,750*	*2,650*	..	*700*	*280*	*3,569*	*1,807*	..	*1,805*	*337*
„ *Madras*	*150*	..	..	*560*	..	*116*	..	..	*577*	..
„ *Burma*	*800*	*1,000*	..	..	..	*609*	*750*	..	..	..
TOTAL	83,950	36,750	..	16,516	280	63,820	27,151	..	24,335	337
Rhodamines (Carthamines) of concentration of 15 % and less (III. E)—	Lbs.	Lbs.	Lbs.	Lbs.	Lbs.					
Hongkong	224	..	..	..	..	140	..	..	..	..
Germany	36,450	33,539	4,950	3,382	..	29,261	27,916	5,149	3,431	..
Japan	..	..	..	..	1,653		..	..	..	6,145
Other Foreign Countries	..	..	1,000	..	..	..	..	3,205	..	..
TOTAL FOREIGN COUNTRIES	36,450	33,539	5,950	3,382	1,653	29,261	27,916	8,354	3,431	6,145
Share of Bengal	*13,850*	*4,650*	*1,000*	..	..	*15,448*	*4,633*	*1,098*	..	..
„ *Bombay*	*12,700*	*23,039*	*2,000*	..	*1,653*	*9,998*	*17,219*	*2,061*	..	*6,145*
„ *Sind*	*2,400*	*2,450*	*1,250*	*2,282*	..	*1,930*	*1,818*	*1,280*	*4,290*	..
„ *Madras*	*500*	*800*	*1,700*	*1,120*	..	*385*	*2,671*	*3,917*	*4,141*	..
„ *Burma*	*2,224*	*2,600*	..	..	..	*1,640*	*1,675*	..	..	..
TOTAL	36,674	33,539	5,950	3,382	1,653	29,401	27,916	8,354	3,431	6,145
Aniline salts (III. E)—	Lbs.	Lbs.	Lbs.	Lbs.	Lbs.					
United Kingdom (*including* Channel Islands)	47,745	139,316	89,736	66,892	80,727	19,075	59,164	36,104	26,852	34,790
Other British Possessions	..	..	112	672	..	..	..	51	168	..
TOTAL BRITISH EMPIRE	47,745	139,316	89,848	67,564	80,727	19,075	59,164	36,155	27,020	34,790
U. S. S. R.—										
Northern	..	14,269	17,768	2,205	2,205	..	4,624	6,887	690	648
Southern	..	..	9,040	..	..	..	..	3,508	..	..
Germany	136,492	165,463	176,422	166,270	215,918	58,815	72,306	74,250	60,587	78,338
Belgium	7,840	15,867	10,080	4,450	1,120	3,292	7,312	3,603	1,550	405
Other Foreign Countries	11,392	13,764	14,614	452	200	5,327	6,210	5,577	397	714
TOTAL FOREIGN COUNTRIES	155,724	209,363	227,924	173,377	219,443	67,434	91,452	93,320	63,174	80,105
Share of Bengal	*33,340*	*47,040*	*35,273*	*62,937*	*49,588*	*15,503*	*21,205*	*13,901*	*25,495*	*19,093*
„ *Bombay*	*60,504*	*112,594*	*109,124*	*51,007*	*72,338*	*24,147*	*45,066*	*39,670*	*17,593*	*26,172*
„ *Sind*	*22,400*	*36,990*	*18,672*	*29,120*	*76,164*	*10,112*	*16,203*	*7,730*	*11,175*	*26,428*
„ *Madras*	*34,985*	*145,234*	*144,623*	*93,277*	*96,480*	*35,832*	*65,234*	*64,027*	*33,656*	*41,121*
„ *Burma*	*2,240*	*6,721*	*10,080*	*5,600*	*5,600*	*910*	*2,918*	*4,147*	*2,375*	*2,081*
TOTAL	203,469	348,679	317,772	240,941	300,170	86,509	1,50,616	1,29,475	90,194	1,14,895
Others (III. E)—	Lbs.	Lbs.	Lbs.	Lbs.	Lbs.					
United Kingdom (*including* Channel Islands)	939,322	584,962	778,271	908,228	572,004	17,39,302	11,52,095	14,61,257	16,43,506	10,59,383
Other British Possessions	427	205	896	1,272	3,958	546	220	1,176	2,595	3,440
TOTAL BRITISH EMPIRE	939,749	585,167	779,167	909,500	575,962	17,39,848	11,52,315	14,62,433	16,46,101	10,62,823
U. S. S. R.—										
Northern	..	..	26,697	13,103	65,157	..	..	22,381	11,460	50,603
Southern	..	..	13,228	..	..	..	..	11,240	..	..
Germany	1,772,623	1,866,329	2,954,933	2,944,814	2,312,300	32,39,926	28,90,469	43,31,577	41,98,962	32,76,581
Netherlands	15,016	15,136	14,309	42,473	36,642	37,795	36,984	32,597	59,055	77,707
Belgium	80,336	16,865	9,354	112,721	35,620	70,791	41,577	15,793	1,66,742	53,721
France	64 85	49,023	68,479	96,551	84,199	1,56,577	70,437	1,07,842	1,43,469	1,35,984
Switzerland	296,459	228,646	284,205	274,584	180,566	6,00,399	5,15,408	5,02,773	6,36,811	3,42,787
Italy (*including* Fiume)	176,508	94,319	82,112	75,065	38,192	2,77,082	1,66,598	1,85,861	1,89,189	70,270
Japan	41,054	101,719	220,974	345,847	263,979	75,078	1,90,610	3,34,499	4,72,844	3,64,955
United States of America—*Vid* Atlantic Coast	257,491	462,485	457,285	654,201	269,321	4,99,057	7,45,381	6,58,047	8,93,961	4,05,170
Other Foreign Countries	801	..	811	68	2,001	1,119	..	2,383	77	2,776
TOTAL FOREIGN COUNTRIES	2,655,173	2,834,522	4,082,387	4,559,377	3,237,977	49,60,824	46,59,414	62,04,443	67,74,570	47,80,553

No. 10—*continued*

ARTICLES, AND COUNTRIES OF CONSIGNMENT; ALSO SHARE OF EACH PROVINCE	QUANTITY					VALUE				
	1932-33	1933-34	1934-35	1935-36	1936-37	1932-33	1933-34	1934-35	1935-36	1936-37
Dyeing and Tanning substances—*continued*						R	R	R	R	R
Dyes obtained from coal tar —concluded	Lbs.	Lbs.	Lbs.	Lbs.	Lbs.					
Others (III. E)—*con'd.*										
Share of Bengal	*330,182*	*218,242*	*343,618*	*434,622*	*323,037*	*6,35,579*	*4,58,998*	*5,46,089*	*7,82,795*	*5,05,268*
" *Bombay*	*2,714,067*	*2,635,659*	*3,781,244*	*4,156,572*	*2,899,117*	*50,61,035*	*44,86,707*	*59,76,229*	*65,91,084*	*45,65,592*
" *Sind*	*201,740*	*265,626*	*377,036*	*391,154*	*305,537*	*3,98,958*	*3,33,494*	*4,41,618*	*4,15,474*	*3,44,785*
" *Madras*	*297,176*	*236,786*	*344,133*	*317,015*	*237,458*	*5,96,699*	*4,34,094*	*5,44,930*	*4,63,703*	*3,61,658*
" *Burma*	*51,757*	*63,376*	*65,523*	*119,514*	*43,790*	*99,401*	*93,436*	*1,09,010*	*1,67,615*	*65,778*
TOTAL	3,594,922	3,419,689	4,861,554	5,468,877	3,813,939	67,00,672	58,11,729	76,66,876	84,20,671	58,43,376
Total of Dyes obtained from coal tar—	Lbs.	Lbs.	Lbs.	Lbs.	Lbs.					
United Kingdom (*including* Channel Islands)	2,100,121	1,959,993	1,992,773	2,184,161	1,775,052	33,05,093	30,09,089	32,75,368	41,57,974	26,51,262
Other British Possessions	870	205	1,120	6,257	4,210	3,345	220	1,342	5,063	3,740
TOTAL BRITISH EMPIRE	2,100,991	1,960,198	1,993,893	2,190,418	1,779,262	33,08,438	30,09,309	32,76,705	41,63,037	26,55,002
U. S. S. R.—										
Northern	..	32,690	295,487	188,956	487,497	..	16,138	1,79,473	1,09,532	2,90,798
Southern	..	..	274,633	5,512	11,025	..	..	1,53,962	3,479	4,958
Germany	9,559,382	8,777,535	13,483,981	13,768,118	11,665,527	1,35,68,170	1,35,20,344	1,90,62,681	2,00,93,606	1,79,01,225
Netherlands	60,198	47,240	17,552	115,177	62,923	1,31,234	1,12,409	38,822	1,57,287	1,23,809
Belgium	48,596	79,166	20,919	213,476	54,979	1,04,020	2,00,615	21,607	3,13,619	83,157
France	254,868	95,754	140,322	220,695	149,972	9,78,626	1,63,037	3,88,541	4,56,961	3,39,202
Switzerland	610,574	563,146	654,395	670,087	457,931	17,14,497	15,29,884	17,06,527	19,87,108	15,59,416
Italy (*including* Fiume)	451,193	161,107	171,052	150,534	96,631	7,93,739	3,19,798	3,52,202	3,40,319	1,68,928
Czechoslovakia	5,040	112,585	181,422	91,840	234,640	5,700	1,45,059	1,14,502	54,302	1,39,368
Japan	166,298	999,857	1,194,178	1,404,542	1,155,579	2,65,170	9,96,916	10,17,853	12,33,217	10,66,916
United States of America—										
Via Atlantic Coast	697,366	1,072,004	1,023,713	1,427,137	790,673	8,15,668	10,64,115	10,71,486	14,24,447	7,63,426
" Pacific "	..	825	..	..	..	..	270	..	..	..
Other Foreign Countries	2,473	..	4,561	164	2,001	2,209	3,165	1,804	366	2,775
TOTAL FOREIGN COUNTRIES	10,855,993	11,941,909	17,362,415	18,256,233	15,169,427	1,33,79,033	1,30,71,750	2,41,09,460	2,64,74,243	2,24,38,958
Share of Bengal	*1,145,331*	*919,422*	*1,350,003*	*1,837,893*	*1,460,911*	*19,22,683*	*18,92,071*	*20,62,511*	*28,38,737*	*23,88,957*
" *Bombay*	*9,003,026*	*10,129,015*	*13,929,212*	*14,927,119*	*12,117,704*	*1,52,55,510*	*1,50,80,302*	*1,98,68,450*	*2,27,94,463*	*1,93,70,653*
" *Sind*	*783,138*	*1,092,031*	*1,389,853*	*1,535,294*	*1,510,164*	*8,91,623*	*11,50,739*	*15,30,282*	*13,70,182*	*13,12,984*
" *Madras*	*1,923,936*	*1,652,365*	*2,340,820*	*1,827,749*	*1,765,674*	*34,68,183*	*23,19,205*	*37,31,893*	*29,33,341*	*30,24,769*
" *Burma*	*102,553*	*109,224*	*146,420*	*318,596*	*94,236*	*1,49,467*	*1,38,632*	*1,93,029*	*4,00,558*	*96,637*
TOTAL	12,956,984	13,902,107	19,356,308	20,446,651	16,948,689	2,16,87,471	2,10,81,059	2,73,86,165	3,03,37,280	2,60,93,970
Myrobalan extracts (*III. E*)—	Cwts.	Cwts.	Cwts.	Cwts.	Cwts.					
TOTAL BRITISH EMPIRE	23	..	26	23	..	248	..	532	236	..
Share of Bombay	*23*	..	*26*	*23*	..	*248*	..	*532*	*236*	..
Saffron (*III. E*)—	Lbs.	Lbs.	Lbs.	Lbs.	Lbs.					
TOTAL BRITISH EMPIRE	150	8	38	133	5	1,595	1	950	3,865	198
France	400	400	650	750	450	5,877	3,392	7,392	2,853	3,805
Spain	44,618	48,363	49,558	84,200	80,229	9,81,168	10,91,307	10,25,592	6,77,457	8,19,522
Other Foreign Countries	..	50	..	150	..	..	1,173	..	1,291	..
TOTAL FOREIGN COUNTRIES	45,018	48,813	50,208	85,100	80,679	9,87,040	11,00,872	10,32,984	6,81,601	8,23,327

No. 10—*continued*

ARTICLES, AND COUNTRIES OF CONSIGNMENT; ALSO SHARE OF EACH PROVINCE	QUANTITY					VALUE				
	1932-33	1933-34	1934-35	1935-36	1936-37	1932-33	1933-34	1934-35	1935-36	1936-37
Dyeing and Tanning substances —*continued*						R	R	R	R	R
Saffron (*III. E*)—continued	Lbs.	Lbs.	Lbs.	Lbs.	Lbs.					
Share of Bengal	..	..	..	..	*809*	..	..	..	..	*5,055*
„ *Bombay*	*43,472*	*48,337*	*49,240*	*33,965*	*29,029*	*9,71,567*	*10,89,980*	*10,24,973*	*6,77,942*	*5,06,361*
„ *Sind*	*200*	*100*	*690*	*1,100*	*550*	*2,616*	*329*	*5,292*	*5,803*	*[4,695*
„ *Madras*	*1,396*	*384*	*401*	*172*	*305*	*14,454*	*10,054*	*5,669*	*1,721*	*7,401*
TOTAL	45,168	48,821	50,241	35,233	30,634	9,88,635	11,00,373	10,35,934	6,85,466	5,23,521
Other sorts (including leeches) (*III. E*)—	Cwts.	Cwts.	Cwts.	Cwts.	Cwts.					
United Kingdom (*including* Channel Islands)	1,756	3,029	6,756	6,919	2,202	86,256	96,149	1,67,585	1,54,401	2,02,091
Union of South Africa	5	11,312	109	2,411	2,605	59	1,940	995	25,162	26,671
Other British Possessions	169	175	48	547	176	4,950	2,350	1,218	1,661	819
TOTAL BRITISH EMPIRE	1,930	14,516	6,913	9,877	11,073	41,265	1,00,439	1,69,798	1,81,224	2,29,581
Germany	3,297	3,099	3,507	1,739	6,344	1,48,681	1,56,636	1,07,672	84,222	[1,12,916
France	15	125	217	219	17	747	7,109	2,345	3,373	707
Turkey, Asiatic	437	..	25	..	2,680	23,687	..	1,250	..	1,44,190
Syria	99	..	..	61	198	4,700	..	..	3,952	9,900
Iraq	988	1,202	1,863	1,062	1,479	48,047	67,520	80,225	52,945	76,014
Iran	1,564	1,743	665	440	342	30,857	17,204	4,867	2,695	2,314
Egypt	110	40	91	251	83	5,035	2,400	4,764	13,441	[4,225
United States of America—										
Via Atlantic Coast	410	582	702	1,055	1,403	20,150	19,405	23,085	26,474	37,351
„ Pacific „	..	..	60	..	..	..	..	256	..	..
Argentine Republic (*including* the Atlantic Coast of Patagonia)	..	..	200	1,920	2,526	..	..	2,012	21,574	34,369
Other Foreign Countries	120	307	393	546	335	4,296	10,078	11,787	12,084	6,116
TOTAL FOREIGN COUNTRIES	7,140	[9,098	7,723	7,293	15,617	2,85,650	2,82,247	2,47,163	1,72,761	4,18,004
Share of Bengal	*838*	*12,672*	*2,890*	*3,301*	*6,348*	*38,111*	*65,086*	*71,987*	*73,626*	*1,18,449*
„ *Bombay*	*4,564*	*3,891*	*4,606*	*2,427*	*3,046*	*1,83,419*	*1,87,148*	*1,80,529*	*92,439*	*3,13,419*
„ *Sind*	*25*	*672*	*674*	*2,226*	*3,772*	*2,088*	*7,755*	*8,337*	*25,399*	*56,162*
„ *Madras*	*5,229*	*6,775*	*6,458*	*9,105*	*5,253*	*1,25,553*	*1,38,118*	*1,56,877*	*1,62,464*	*1,58,417*
„ *Burma*	*14*	*8*	*8*	*1*	*170*	*[2,714*	*701*	*1,121*	*67*	*1,107*
TOTAL	9,060	23,614	14,636	17,170	26,490	3,26,915	3,82,786	4,16,961	3,53,995	6,47,555
Total of Dyeing and Tanning substances—										
United Kingdom (*including* Channel Islands)	—	—	—	—	—	38,45,181	31,09,972	34,45,690	43,17,203	38,55,627
Straits Settlements	—	—	—	—	—	6,78,685	4,72,461	4,68,379	5,64,011	4,96,591
Union of South Africa	—	—	—	—	—	11,68,228	13,97,944	12,85,818	13,45,712	12,49,226
Other British Possessions	—	—	—	—	—	9,350	1,795	2,069	[10,927	6,184
TOTAL BRITISH EMPIRE	—	—	—	—	—	52,01,444	49,82,172	52,01,956	62,87,853	56,07,688
U. S. S. R.—										
Northern	—	—	—	—	—	..	16,138	1,79,478	1,09,532	2,90,794
Southern	—	—	—	—	—	..	..	1,58,962	8,479	4,858
Germany	—	—	—	—	—	1,37,16,851	1,36,79,490	1,91,70,561	2,01,27,881	1,80,14,143
Netherlands	—	—	—	—	—	1,31,992	1,12,496	89,165	1,60,105	1,23,809
Belgium	—	—	—	—	—	1,04,020	2,01,965	22,084	3,18,619	[83,157
France	—	—	—	—	—	10,14,067	2,01,409	4,06,807	4,66,617	3,58,339
Spain	—	—	—	—	—	11,05,498	12,20,767	10,57,747	7,00,207	9,22,898
Switzerland	—	—	—	—	—	17,16,170	15,31,416	17,06,662	19,88,697	15,61,306
Italy (*including* Fiume)	—	—	—	—	—	7,94,054	3,19,798	3,53,672	3,45,395	1,63,928
Czechoslovakia	—	—	—	—	—	[5,700	1,45,059	1,14,502	54,302	1,39,368
Turkey, Asiatic	—	—	—	—	—	23,687	..	1,250	..	1,44,190
Syria	—	—	—	—	—	4,700	..	..	3,952	9,900
Iraq	—	—	—	—	—	48,047	67,520	80,22	52,945	76,014

No. 10—*continued*

ARTICLES, AND COUNTRIES OF CONSIGNMENT; ALSO SHARE OF EACH PROVINCE	Quantity					Value				
	1932-33	1933-34	1934-35	1935-36	1936-37	1932-33	1933-34	1934-35	1935-36	1936-37
						R	R	R	R	R
Dyeing and Tanning substances—*concluded*										
Total of Dyeing and Tanning substances—continued										
Iran	—	—	—	—	—	31,559	17,204	4,867	2,695	2,314
Japan	—	—	—	—	—	2,67,839	9,97,252	10,19,849	12,38,893	10,71,119
Egypt	—	—	—	—	—	5,890	2,400	4,764	16,591	4,225
Canary Islands	—	—	—	—	—	34,791	19,877	1,19,863	67,659	24,160
United States of America—										
Vid Atlantic Coast	—	—	—	—	—	8,35,818	10,88,520	10,94,521	14,52,921	7,90,777
„ Pacific „	—	—	—	—	—	..	270	256	..	..
Argentine Republic (*including* the Atlantic Coast of Patagonia)	—	—	—	—	—	..	2,787	2,012	21,574	34,269
Other Foreign Countries	—	—	—	—	—	4,912	9,287	8,995	2,684	7,424
TOTAL FOREIGN COUNTRIES	—	—	—	—	—	1,98,46,545	1,96,28,085	2,55,49,287	2,71,29,198	2,38,26,491
Share of Bengal	—	—	—	—	—	*25,00,029*	*23,28,415*	*25,04,097*	*33,59,866*	*28,97,897*
„ *Bombay*	—	—	—	—	—	*1,66,12,805*	*1,64,95,041*	*2,19,60,661*	*2,37,01,120*	*2,06,77,358*
„ *Sind*	—	—	—	—	—	*9,05,618*	*11,62,980*	*15,51,381*	*14,03,222*	*13,75,571*
„ *Madras*	—	—	—	—	—	*46,04,512*	*44,26,560*	*51,33,476*	*44,34,769*	*51,23,415*
„ *Burma*	—	—	—	—	—	*2,25,025*	*1,97,261*	*2,51,578*	*4,63,074*	*1,69,908*
TOTAL	—	—	—	—	—	2,50,47,989	2,46,10,257	3,07,51,193	3,33,67,051	3,01,34,179
Earthenware and Porcelain—										
Earthenware—										
Pipes of earthenware (III. H)—	Cwts.	Cwts.	Cwts.	Cwts.	Cwts.					
United Kingdom (*including* Channel Islands)	563	877	751	172	62	5,497	4,865	3,105	1,465	1,790
Other British Possessions	..	..	4	..	..	..	..	37	..	..
TOTAL BRITISH EMPIRE	563	877	755	172	62	5,497	4,865	3,142	1,465	1,790
TOTAL FOREIGN COUNTRIES	102	865	343	381	199	405	3,730	1,379	1,582	830
Share of Bengal	*28*	..	*3*	..	*52*	*1,281*	..	*315*	*128*	*1,567*
„ *Bombay*	*54*	*1*	..	..	*12*	*2,154*	*84*	..	..	*241*
„ *Sind*	..	*35*	..	*4*	..	..	*1,098*	*2*	*559*	..
„ *Madras*	*6*	*4*	*14*	*81*	..	*109*	*151*	*218*	*452*	..
„ *Burma*	*577*	*1,713*	*1,031*	*468*	*197*	*2,353*	*7,263*	*3,986*	*1,908*	*812*
TOTAL	665	1,742	1,098	553	261	5,902	8,595	4,521	3,047	2,620
Sanitary ware (III. H)—										
United Kingdom (*including* Channel Islands)	—	—	—	—	—	4,32,361	4,51,015	5,72,663	5,59,936	6,81,378
Other British Possessions	—	—	—	—	—	1,908	158	..	38	1,014
TOTAL BRITISH EMPIRE	—	—	—	—	—	4,34,269	4,51,773	5,72,663	5,59,974	6,82,392
Germany	—	—	—	—	—	69,030	98,001	80,139	87,805	179,129
Netherlands	—	—	—	—	—	1,193	..	..	..	7,849
Belgium	—	—	—	—	—	3,021	3,838	11,238	671	1,848
Hungary	—	—	—	—	—	..	..	1,830	10,730	11,028
Japan	—	—	—	—	—	4,036	23,613	38,147	53,836	58,092
United States of America—										
Vid Atlantic Coast	—	—	—	—	—	1,070	490	1,100	2,448	15,240
Other Foreign Countries	—	—	—	—	—	1,995	2,718	7,410	5,369	4,906
TOTAL FOREIGN COUNTRIES	—	—	—	—	—	80,351	1,28,660	1,39,864	1,61,059	1,75,052

No. 10—*continued*

ARTICLES, AND COUNTRIES OF CONSIGNMENT; ALSO SHARE OF EACH PROVINCE	QUANTITY					VALUE				
	1932-33	1933-34	1934-35	1935-36	1936-37	1932-33	1933-34	1934-35	1935-36	1936-37
						R	R	R	R	R
Earthenware and Porcelain—*continued*										
Earthenware—continued										
Sanitary ware (III. H)—continued										
Share of Bengal	—	—	—	—	—	*94,871*	*1,33,438*	*1,78,178*	*2,23,439*	*2,16,027*
„ *Bombay*	—	—	—	—	—	*2,39,634*	*2,67,436*	*3,13,561*	*2,83,757*	*3,50,148*
„ *Sind*	—	—	—	—	—	*73,134*	*81,306*	*1,10,116*	*75,554*	*1,53,209*
„ *Madras*	—	—	—	—	—	*60,932*	*59,069*	*72,359*	*59,506*	*1,07,459*
„ *Burma*	—	—	—	—	—	*46,949*	*34,194*	*37,812*	*48,737*	*30,613*
TOTAL	—	—	—	—	—	5,14,520	5,80,433	7,12,527	7,21,083	8,57,444
Other kinds (III. H)—										
United Kingdom (*including* Channel Islands)	—	—	—	—	—	6,81,485	6,51,608	6,80,394	7,25,611	6,24,337
Ceylon (*excluding* Maldives)	—	—	—	—	—	2,322	5,250	844	2,760	459
Straits Settlements	—	—	—	—	—	33,071	21,108	10,867	25,571	14,909
Hongkong	—	—	—	—	—	37,791	33,868	24,264	19,683	58,487
Other British Possessions	—	—	—	—	—	377	202	591	139	251
TOTAL BRITISH EMPIRE	—	—	—	—	—	7,55,046	7,12,036	7,16,960	7,73,914	6,98,443
Germany	—	—	—	—	—	89,731	76,110	68,541	99,900	58,479
Netherlands	—	—	—	—	—	6,995	21,372	10,344	5,934	2,022
Belgium	—	—	—	—	—	50,313	41,251	16,372	16,468	6,504
France	—	—	—	—	—	9,539	11,379	5,405	2,794	1,384
Italy (*including* Fiume)	—	—	—	—	—	1,707	2,101	18,134	583	312
Austria	—	—	—	—	—	3,040	4,225	5,375	2,141	4,734
Czechoslovakia	—	—	—	—	—	5,554	6,010	7,135	1,214	3,884
Japan	—	—	—	—	—	4,91,565	3,70,927	2,18,059	2,68,495	2,49,290
China (*exclusive* of Hongkong and Macao)	—	—	—	—	—	25,595	20,001	19,214	12,007	29,036
Other Foreign Countries	—	—	—	—	—	5,125	3,022	2,826	5,685	3,581
TOTAL FOREIGN COUNTRIES	—	—	—	—	—	6,89,164	5,57,098	3,71,405	4,05,121	3,60,127
Share of Bengal	—	—	—	—	—	*3,58,710*	*3,53,462*	*3,29,743*	*4,08,543*	*3,26,707*
„ *Bombay*	—	—	—	—	—	*4,23,641*	*4,15,036*	*3,92,998*	*3,58,472*	*3,18,985*
„ *Sind*	—	—	—	—	—	*32,519*	*21,578*	*21,044*	*9,982*	*4,009*
„ *Madras*	—	—	—	—	—	*1,46,179*	*1,51,864*	*1,49,622*	*1,16,090*	*25,020*
„ *Burma*	—	—	—	—	—	*4,80,161*	*3,27,146*	*1,94,955*	*2,86,649*	*3,13,649*
TOTAL	—	—	—	—	—	14,44,210	12,69,134	10,88,365	11,79,035	10,58,570
Total of Earthenwares—										
United Kingdom (*including* Channel Islands)	—	—	—	—	—	11,19,343	11,08,033	12,56,162	12,87,212	13,07,505
Ceylon (*excluding* Maldives)	—	—	—	—	—	4,214	5,250	879	2,760	517
Straits Settlements	—	—	—	—	—	33,071	21,266	10,867	25,609	15,865
Hongkong	—	—	—	—	—	37,791	33,868	24,264	19,683	58,487
Other British Possessions	—	—	—	—	—	393	202	593	139	251
TOTAL BRITISH EMPIRE	—	—	—	—	—	11,94,812	11,68,674	12,92,765	13,35,353	13,82,625
Germany	—	—	—	—	—	1,58,761	1,74,552	1,48,680	1,77,705	1,37,608
Netherlands	—	—	—	—	—	8,158	21,372	10,344	5,934	9,872
Belgium	—	—	—	—	—	53,724	48,378	28,989	18,921	9,264
France	—	—	—	—	—	9,539	11,477	5,405	2,794	1,547
Italy (*including* Fiume)	—	—	—	—	—	3,063	2,143	21,763	2,237	312
Austria	—	—	—	—	—	3,040	6,255	8,949	5,544	5,479
Hungary	—	—	—	—	—	..	..	1,880	10,730	11,043
Czechoslovakia	—	—	—	—	—	5,914	7,258	7,327	1,214	3,884
Japan	—	—	—	—	—	4,95,616	3,94,540	2,56,205	3,22,331	3,08,300
China (*exclusive* of Hongkong and Macao)	—	—	—	—	—	25,595	20,001	19,214	12,007	29,036

No. 10—*continued*

ARTICLES, AND COUNTRIES OF CONSIGNMENT; ALSO SHARE OF EACH PROVINCE	QUANTITY					VALUE				
	1932-33	1933-34	1934-35	1935-36	1936-37	1932-33	1933-34	1934-35	1935-36	1936-37
						R	R	R	R	R
Earthenware and Porcelain—*continued*										
EARTHENWARE—*concluded*										
Total of Earthenware—continued										
United States of America—										
Vid Atlantic Coast	—	—	—	—	—	4,753	1,859	1,795	7,157	18,234
„ Pacific „	—	—	—	—	—	1	..	300	..	..
Other Foreign Countries	—	—	—	—	—	1,726	1,653	1,846	1,188	530
TOTAL FOREIGN COUNTRIES	—	—	—	—	—	7,69,920	6,89,488	5,12,648	5,67,762	5,36,009
Share of Bengal	—	—	—	—	—	*4,53,862*	*4,91,900*	*5,02,241*	*6,32,099*	*5,54,301*
„ *Bombay*	—	—	—	—	—	*6,70,429*	*6,88,656*	*7,00,559*	*6,42,229*	*6,68,671*
„ *Sind*	—	—	—	—	—	*1,05,653*	*1,03,980*	*1,31,160*	*85,395*	*1,58,109*
„ *Madras*	—	—	—	—	—	*2,06,330*	*2,11,024*	*2,28,699*	*2,06,048*	*1,92,479*
„ *Burma*	—	—	—	—	—	*5,29,468*	*3,68,602*	*2,36,754*	*3,37,344*	*3,46,074*
TOTAL	—	—	—	—	—	19,64,782	18,58,162	18,05,413	19,03,115	19,18,634
Porcelain—										
Electrical (III. H)—										
United Kingdom (*including* Channel Islands)	—	—	—	—	—	20,748	14,668	45,276	65,668	68,217
Canada—										
Vid Atlantic Coast	—	—	—	—	—	..	..	..	167	7,197
„ Pacific „	—	—	—	—	—	..	..	1,646	..	..
Other British Possessions	—	—	—	—	—	..	..	49	..	10
TOTAL BRITISH EMPIRE	—	—	—	—	—	20,748	14,668	46,971	65,835	70,424
Germany	—	—	—	—	—	64,106	21,599	38,944	43,361	32,613
Japan	—	—	—	—	—	46,935	23,547	26,219	60,840	38,505
Other Foreign Countries	—	—	—	—	—	2,950	65	1,088	331	1,034
TOTAL FOREIGN COUNTRIES	—	—	—	—	—	1,13,991	45,211	76,251	1,04,472	72,152
Share of Bengal	—	—	—	—	—	*1,827*	*10,297*	*16,276*	*15,263*	*20,612*
„ *Bombay*	—	—	—	—	—	*77,843*	*29,891*	*49,358*	*68,251*	*40,630*
„ *Sind*	—	—	—	—	—	*39,791*	*13,981*	*37,472*	*32,231*	*60,097*
„ *Madras*	—	—	—	—	—	*9,778*	*1,958*	*11,434*	*41,601*	*26,365*
„ *Burma*	—	—	—	—	—	*6,501*	*3,752*	*8,687*	*12,911*	*4,982*
TOTAL	—	—	—	—	—	1,34,739	59,879	1,23,222	1,70,307	1,42,576
Other kinds (III. H)—										
United Kingdom (*including* Channel Islands)	—	—	—	—	—	86,042	1,00,849	1,41,199	1,33,455	1,43,973
Hongkong	—	—	—	—	—	1,814	3,049	11,176	10,669	16,031
Other British Possessions	—	—	—	—	—	2,402	3,682	4,429	6,243	6,534
TOTAL BRITISH EMPIRE	—	—	—	—	—	90,758	1,07,580	1,56,804	1,50,367	1,66,538
Germany	—	—	—	—	—	61,330	30,514	29,806	63,230	58,097
France	—	—	—	—	—	13,491	8,032	8,563	1,922	3,446
Italy (*including* Fiume)	—	—	—	—	—	3,117	5	6,656	34,787	11,969
Czechoslovakia	—	—	—	—	—	6,446	32,860	25,469	20,015	23,289
Japan	—	—	—	—	—	26,16,012	21,76,675	22,59,841	22,31,062	23,30,523
United States of America—										
Vid Atlantic Coast	—	—	—	—	—	60,585	35,973	1,084	11,283	1,486
„ Pacific „	—	—	—	—	—	..	72	516	..	..
Other Foreign Countries	—	—	—	—	—	4,827	5,165	6,415	10,295	5,715
TOTAL FOREIGN COUNTRIES	—	—	—	—	—	27,65,808	22,89,296	23,38,349	23,73,498	24,34,531

No. 10—*continued*

ARTICLES, AND COUNTRIES OF CONSIGNMENT; ALSO SHARE OF EACH PROVINCE	QUANTITY					VALUE				
	1933-33	1933-34	1934-35	1935-36	1936-37	1933-33	1933-34	1934-35	1935-36	1936-37
						R	R	R	R	R
Earthenware and Porcelain—*concluded*										
PORCELAIN—*continued*										
Other kinds (III. B)—*continued*										
Share of Bengal	—	—	—	—	—	*4,70,040*	*3,77,755*	*4,27,464*	*5,46,963*	*6,69,350*
„ *Bombay*	—	—	—	—	—	*13,92,638*	*10,66,197*	*11,61,218*	*3,39,660*	*7,97,970*
„ *Sind*	—	—	—	—	—	*2,82,131*	*2,33,403*	*3,39,297*	*3,55,346*	*3,77,372*
„ *Madras*	—	—	—	—	—	*1,05,681*	*1,18,404*	*75,637*	*1,39,448*	*1,65,696*
„ *Burma*	—	—	—	—	—	*6,66,076*	*4,51,117*	*4,91,742*	*5,91,947*	*5,90,681*
TOTAL	—	—	—	—	—	28,56,566	23,96,876	24,95,158	25,23,863	26,01,069
***Total of Earthenware and Porcelain*—**										
United Kingdom (*including* Channel Islands)	—	—	—	—	—	12,26,133	12,23,605	14,42,637	14,86,335	15,14,695
Ceylon (*excluding* Maldives)	—	—	—	—	—	6,253	6,784	2,230	3,570	2,274
Straits Settlements	—	—	—	—	—	34,232	23,146	18,348	20,292	20,029
Hongkong	—	—	—	—	—	39,105	36,917	35,440	30,302	74,518
Canada—										
Vid Atlantic Coast	—	—	—	—	—	..	3	1,646	167	7,197
„ Pacific „	—	—	—	—	—	..	14	..	40	..
Other British Possessions	—	—	—	—	—	595	453	689	849	874
TOTAL BRITISH EMPIRE	—	—	—	—	—	13,06,318	12,90,922	14,96,540	15,51,555	16,19,587
Germany	—	—	—	—	—	2,84,197	2,26,665	2,17,430	2,84,226	2,28,318
Netherlands	—	—	—	—	—	8,188	21,377	10,368	5,980	9,882
Belgium	—	—	—	—	—	53,724	48,468	30,429	22,063	9,269
France	—	—	—	—	—	23,030	19,509	13,968	4,716	4,993
Italy (*including* Fiume)	—	—	—	—	—	6,180	2,148	23,619	37,024	12,399
Austria	—	—	—	—	—	3,043	9,015	10,899	6,748	5,985
Hungary	—	—	—	—	—	..	..	1,880	10,730	11,058
Czechoslovakia	—	—	—	—	—	12,360	40,118	33,184	21,485	27,178
Japan	—	—	—	—	—	31,59,568	25,94,762	25,[illegible],226	25,15,133	26,77,334
China (*exclusive* of Hongkong and Macao)	—	—	—	—	—	26,776	22,052	20,564	16,008	34,918
United States of America—										
Vid Atlantic Coast	—	—	—	—	—	68,092	37,832	3,311	18,516	20,354
„ Pacific „	—	—	—	—	—	1	72	815	..	..
Other Foreign Countries	—	—	—	—	—	5,565	1,982	2,775	3,140	1,009
TOTAL FOREIGN COUNTRIES	—	—	—	—	—	36,49,719	30,23,996	29,27,348	30,45,729	30,42,692
Share of Bengal	—	—	—	—	—	*9,24,729*	*8,79,953*	*9,45,981*	*11,94,635*	*13,44,263*
„ *Bombay*	—	—	—	—	—	*21,40,909*	*17,78,744*	*19,17,195*	*16,00,149*	*16,97,171*
„ *Sind*	—	—	—	—	—	*4,27,575*	*5,01,364*	*5,97,929*	*4,13,530*	*5,35,573*
„ *Madras*	—	—	—	—	—	*3,21,779*	*3,31,386*	*3,15,570*	*3,36,997*	*3,84,530*
„ *Burma*	—	—	—	—	—	*11,41,045*	*8,23,471*	*7,37,183*	*9,42,201*	*9,40,737*
TOTAL	—	—	—	—	—	49,56,037	43,14,917	44,23,788	45,97,284	46,62,279
Electroplated ware* (III. D)—										
United Kingdom (*including* Channel Islands)	—	—	—	—	—	1,93,555	2,58,296	2,12,443	2,06,935	2,02,907
Other British Possessions	—	—	—	—	—	2,770	1,349	771	3,486	641
TOTAL BRITISH EMPIRE	—	—	—	—	—	1,96,325	2,59,645	2,13,214	2,10,421	2,03,548
Germany	—	—	—	—	—	30,052	4,192	8,886	4,868	5,343
France	—	—	—	—	—	2,137	80	610	22	12,711
Other Foreign Countries	—	—	—	—	—	3,502	6,866	8,562	5,949	4,967
TOTAL FOREIGN COUNTRIES	—	—	—	—	—	35,691	11,138	18,053	10,834	23,021

* Inclusive of plated ware and plated cutlery imported as baggage.

No. 10—*continued*

ARTICLES, AND COUNTRIES OF CONSIGNMENT; ALSO SHARE OF EACH PROVINCE	QUANTITY					VALUE				
	1932-33	1933-34	1934-35	1935-36	1936-37	1932-33	1933-34	1934-35	1935-36	1936-37
Electroplated ware (III. D)*— *continued*						R	R	R	R	R
Share of Bengal	—	—	—	—	—	*9,783*	*30,537*	*15,396*	*29,357*	*28,057*
,, *Bombay*	—	—	—	—	—	*1,76,397*	*1,88,432*	*1,57,400*	*1,38,036*	*1,52,949*
,, *Sind*	—	—	—	—	—	*10,230*	*21,247*	*24,058*	*17,820*	*13,239*
,, *Madras*	—	—	—	—	—	*14,579*	*11,594*	*14,836*	*12,049*	*10,591*
,, *Burma*	—	—	—	—	—	*21,057*	*18,983*	*19,582*	*23,994*	*22,733*
TOTAL	—	—	—	—	—	2,52,016	2,70,788	2,31,272	2,21,255	2,26,569
Fireworks (III. U)—	Lbs.	Lbs.	Lbs.	Lbs.	Lbs.					
United Kingdom (*including* Channel Islands)	29,392	30,049	27,968	58,216	37,418	26,500	26,880	32,087	60,283	27,988
Straits Settlements	83,048	369,139	300,129	204,144	230,290	25,733	1,08,457	81,321	67,574	60,179
Hongkong	138,233	239,674	240,098	156,153	228,475	59,272	76,229	77,218	62,000	68,684
Other British Possessions	326	238	10	..	..	309	115	60	..	..
TOTAL BRITISH EMPIRE	250,999	639,100	568,200	418,513	496,178	1,11,814	2,11,681	1,90,686	1,89,807	1,56,851
Germany	351,832	148,922	299,041	266,971	237,968	2,52,581	1,05,213	1,52,360	1,91,642	1,07,158
France	14,550	21,069	24,752	18,256	28,552	17,081	23,314	31,506	26,075	12,338
Spain	2,294	7,184	27,250	41,477	18,053	1,392	7,755	25,380	33,274	19,765
Japan	36,984	21,845	38,191	35,258	15,929	13,603	6,517	10,035	9,916	5,784
China (*exclusive* of Hongkong and Macao)	1,359,151	1,729,381	1,657,292	2,110,589	1,905,210	4,23,615	4,81,761	4,79,286	7,60,544	4,51,835
Other Foreign Countries	3,768	2,136	150	2,935	1,898	1,658	1,859	161	3,480	2,752
TOTAL FOREIGN COUNTRIES	1,768,579	1,925,487	2,046,676	2,576,486	2,207,610	7,09,930	6,26,419	6,98,728	10,24,931	5,99,627
Share of Bengal	*133,543*	*138,179*	*233,667*	*281,691*	*219,301*	*1,16,641*	*70,331*	*79,521*	*1,36,346*	*78,656*
,, *Bombay*	*1,537,233*	*1,732,105*	*1,769,230*	*1,938,155*	*1,641,899*	*5,18,323*	*5,16,868*	*5,82,042*	*7,82,419*	*4,19,001*
,, *Sind*	*20,988*	*13,311*	*15,856*	*39,389*	*31,506*	*23,222*	*12,490*	*18,999*	*27,970*	*16,523*
,, *Madras*	*217,680*	*589,585*	*479,385*	*632,255*	*666,502*	*1,26,149*	*1,98,608*	*1,60,786*	*2,32,643*	*1,92,900*
,, *Burma*	*60,130*	*111,407*	*116,738*	*103,599*	*144,580*	*27,409*	*29,961*	*48,016*	*35,360*	*49,391*
TOTAL	2,019,578	2,564,587	2,614,876	2,994,999	2,703,788	8,21,744	8,38,100	8,89,364	12,14,738	7,56,478
Fish (*excluding* canned fish)—	Cwts.	Cwts.	Cwts.	Cwts.	Cwts.					
Fish, dry, unsalted (I. A)—										
Ceylon (*excluding* Maldives)	867	848	638	514	378	12,040	6,225	4,999	4,921	1,220
Straits Settlements	215	282	378	313	334	7,372	10,535	14,625	12,776	13,965
Hongkong	544	393	201	216	312	16,571	16,891	14,007	18,516	20,787
Other British Possessions	16	37	61	195	8	765	729	3,611	1,136	211
TOTAL BRITISH EMPIRE	1,642	1,560	1,333	1,238	1,027	36,748	34,380	37,242	32,352	36,183
Iran	1,717	1,432	184	73	35	5,502	3,089	1,823	705	333
Japan	2	130	008	1,071	941	26	6,964	41,781	50,554	52,546
China (*exclusive* of Hongkong and Macao)	74	159	145	55	94	4,004	8,525	7,490	3,316	5,038
Other Foreign Countries	349	680	1,684	2,315	2,091	1,919	2,676	4,457	5,154	4,713
TOTAL FOREIGN COUNTRIES	2,142	2,401	2,016	3,514	3,101	12,351	21,254	55,551	59,729	62,626

* Inclusive of plated ware and plated cutlery imported as baggage

No. 10—*continued*

ARTICLES, AND COUNTRIES OF CONSIGNMENT; ALSO SHARE OF EACH PROVINCE	QUANTITY					VALUE				
	1932-33	1933-34	1934-35	1935-36	1936-37	1932-33	1933-34	1934-35	1935-36	1936-37
Fish (excluding canned fish)— *continued*										
Fish, dry, unsalted (I, A)— continued	Cwts.	Cwts.	Cwts.	Cwts.	Cwts.	R	R	R	R	R
Share of Bengal	*6*	*6*	*176*	*81*	*22*	*296*	*80*	*1,718*	*929*	*1,082*
,, *Bombay*	*127*	*45*	*76*	*243*	*16*	*1,584*	*934*	*1,261*	*2,521*	*670*
,, *Sind*	*72*	*206*	*9*	*2*	*72*	*1,026*	*475*	*146*	*55*	*634*
,, *Madras*	*2,749*	*2,731*	*2,251*	*2,796*	*2,358*	*16,989*	*11,247*	*3,492*	*2,664*	*4,965*
,, *Burma*	*838*	*974*	*1,737*	*1,630*	*1,714*	*29,113*	*42,893*	*81,176*	*78,914*	*91,603*
TOTAL	3,794	3,961	4,249	4,752	4,188	49,099	55,634	92,793	92,081	98,809
Fish, dry, salted (I, A)—	Cwts.	Cwts.	Cwts.	Cwts.	Cwts.					
United Kingdom (*including* Channel Islands)	543	68	18	10	..	6,406	1,019	486	390	17
Straits Settlements	35,235	40,081	44,866	59,649	54,833	8,70,866	9,81,946	10,66,840	13,58,480	13,04,662
Other British Possessions	83	13	9	36	15	858	310	101	753	235
TOTAL BRITISH EMPIRE	35,961	40,162	44,893	59,695	54,848	8,78,130	9,83,275	10,67,427	13,59,623	13,04,914
Maskat Territory and Trucial Oman	17,341	472	843	818	1,211	1,43,682	3,288	5,764	5,770	6,393
Other Native States in Arabia	1,513	140	11	208	27	11,402	1,280	93	1,177	174
Iran	1,805	180	30	206	154	13,236	1,287	291	1,964	806
Other Foreign Countries	23	85	85	88	157	273	2,071	1,789	1,786	3,392
TOTAL FOREIGN COUNTRIES	20,682	877	969	1,322	1,549	1,68,543	8,026	7,936	10,717	10,772
Share of Bengal	*160*	*127*	*15*	*222*	*45*	*2,015*	*1,514*	*184*	*2,466*	*1,094*
,, *Bombay*	*20,656*	*656*	*727*	*762*	*917*	*1,68,246*	*4,334*	*4,711*	*6,101*	*5,639*
,, *Sind*	*341*	*60*	*167*	*214*	*480*	*2,417*	*584*	*1,582*	*1,331*	*1,513*
,, *Madras*	*210*	*18*	*3*	*105*	*11*	*1,997*	*170*	*154*	*964*	*133*
,, *Burma*	*35,876*	*40,168*	*44,945*	*59,714*	*54,936*	*3,72,000*	*3,84,199*	*10,88,762*	*13,59,976*	*12,06,958*
TOTAL	56,643	41,039	45,862	61,017	56,397	10,46,675	9,91,801	10,95,363	13,70,340	12,15,686
Fishmaws and sharkfins (I, A)—	Cwts.	Cwts	Cwts.	Cwts.	Cwts					
Hongkong	12	14	14	15	18	2,326	1,953	3,483	5,076	4,870
Other British Possessions	68	29	108	20	3	816	314	4,574	591	388
TOTAL BRITISH EMPIRE	80	43	122	35	21	3,142	2,267	8,057	5,667	5,264
Maskat Territory and Trucial Oman	3,249	4,871	2,538	3,690	3,350	20,288	20,607	10,068	14,520	12,954
Other Native States in Arabia	2,994	1,202	2,188	2,887	2,744	18,601	4,106	7,206	11,662	9,033
Other Foreign Countries	347	11	87	5	..	2,745	81	2,988	35	..
TOTAL FOREIGN COUNTRIES	6,590	6,084	4,763	6,582	6,094	41,634	24,794	20,257	26,217	21,987
Share of Bengal	..	..	*137*	..	..	..	..	*6,186*	..	..
,, *Bombay*	*6,766*	*6,111*	*4,730*	*6,598*	*6,091*	*42,388*	*24,923*	*18,918*	*26,290*	*21,963*
,, *Sind*	*2*	..	..	*3*	*3*	*29*	..	..	*10*	*24*
,, *Madras*	..	..	*4*	..	*2*	..	..	*90*	..	*118*
,, *Burma*	*12*	*16*	*14*	*16*	*19*	*2,359*	*2,138*	*4,720*	*5,584*	*5,146*
TOTAL	6,770	6,127	4,885	6,617	6,115	44,776	27,061	28,914	31,884	27,251

No. 10—*continued*

ARTICLES, AND COUNTRIES OF CONSIGNMENT; ALSO SHARE OF EACH PROVINCE	QUANTITY					VALUE				
	1932-33	1933-34	1934-35	1935-36	1936-37	1932-33	1933-34	1934-35	1935-36	1936-37
Fish (*excluding* canned fish)—*continued*						R	R	R	R	R
***Fish*, wet, salted (ngapi) (I. A)**—	Cwts.	Cwts.	Cwts.	Cwts.	Cwts.					
Straits Settlements	6,734	4,538	7,799	7,480	2,609	52,287	25,366	51,998	40,951	14,360
Hongkong	387	538	469	501	876	2,600	5,646	5,593	5,706	9,708
Other British Possessions	111	401	3	2	73	379	2,131	100	88	640
TOTAL BRITISH EMPIRE	9,232	5,472	8,271	7,983	3,558	55,266	33,143	57,686	46,745	24,708
Maskat Territory and Trucial Oman	13,191	31,242	14,910	21,820	18,951	67,570	1,89,968	1,22,159	1,88,210	1,68,594
Other Native States in Arabia	2,684	11,814	15,944	4,835	6,516	15,456	74,010	1,23,105	36,495	51,881
Other Foreign Countries	83	337	267	70	61	645	2,324	1,686	431	460
TOTAL FOREIGN COUNTRIES	14,958	43,393	31,121	26,725	25,528	83,671	2,66,302	2,46,950	2,25,136	2,20,935
Share of Bengal	--	*2*	*2*	--	*1*	--	*76*	*50*	--	*49*
„ *Bombay*	*14,045*	*40,603*	*26,805*	*23,196*	*22,227*	*75,195*	*2,43,326*	*2,08,669*	*1,99,814*	*1,96,758*
„ *Sind*	*426*	*348*	*439*	*400*	*18*	*3,287*	*2,823*	*3,360*	*3,840*	*146*
„ *Madras*	*595*	*2,820*	*3,819*	*4,063*	*3,299*	*2,533*	*21,951*	*29,455*	*21,188*	*25,289*
„ *Burma*	*9,124*	*5,092*	*3,327*	*3,049*	*3,541*	*54,917*	*31,369*	*58,112*	*47,039*	*24,401*
TOTAL	24,190	48,865	39,392	34,708	29,086	1,38,037	2,99,445	3,04,636	2,71,881	2,45,643
***Fish other sorts* (I. A)**—	Cwts.	Cwts.	Cwts.	Cwts.	Cwts.					
United Kingdom (*including* Channel Islands)	1,378	2,344	2,077	2,608	3,115	77,183	1,22,776	1,28,424	1,49,756	1,78,266
Canada—										
Vid Atlantic Coast	5	..	15	37	35	323	..	994	2,374	2,561
„ Pacific „	10	73	..	9	40	324	3,343	..	511	3,126
Other British Possessions	21	9	16	101	70	866	384	869	3,287	2,721
TOTAL BRITISH EMPIRE	1,314	2,426	2,108	2,755	3,260	78,695	1,26,503	1,30,287	1,55,928	1,86,774
Japan	268	187	162	325	237	7,701	4,812	4,090	7,994	5,364
Other Foreign Countries	6	4	14	28	9	353	373	762	4,104	557
TOTAL FOREIGN COUNTRIES	274	191	176	353	246	8,054	5,185	4,852	12,098	5,921
Share of Bengal	*573*	*1,182*	*962*	*1,319*	*1,410*	*28,008*	*51,041*	*54,640*	*73,512*	*59,128*
„ *Bombay*	*418*	*679*	*709*	*923*	*1,300*	*20,968*	*37,291*	*39,624*	*47,811*	*57,233*
„ *Sind*	*248*	*463*	*303*	*384*	*390*	*12,482*	*22,691*	*15,781*	*17,217*	*17,079*
„ *Madras*	*14*	*13*	..	*94*	*124*	*806*	*737*	--	*4,805*	*5,211*
„ *Burma*	*330*	*280*	*310*	*388*	*382*	*24,485*	*20,038*	*25,094*	*24,681*	*24,044*
TOTAL	1,588	2,617	2,284	3,108	3,506	86,749	1,31,688	1,35,139	1,68,026	1,92,695
Total *of fish* (excluding canned *fish*)—	Cwts.	Cwts.	Cwts.	Cwts.	Cwts.					
United Kingdom (*including* Channel Islands)	1,936	2,822	2,163	2,619	3,119	84,263	1,26,348	1,33,139	1,50,240	1,78,529
Ceylon (*excluding* Maldives)	901	852	649	548	505	12,847	6,399	5,478	5,842	3,813
Straits Settlements	44,288	44,003	58,039	67,450	57,777	9,30,672	10,18,069	11,53,722	14,12,918	12,33,229
Hongkong	944	946	744	757	1,214	21,508	24,672	23,091	24,562	35,867
Canada—										
Vid Atlantic Coast	5	..	15	38	35	332	..	994	2,386	2,561
„ Pacific „	10	73	..	9	40	324	3,343	..	511	3,126
Other British Possessions	145	67	117	285	24	2,045	737	4,275	3,850	1,218
TOTAL BRITISH EMPIRE	48,229	49,003	56,727	71,706	62,714	10,51,991	11,79,568	13,20,699	16,00,315	14,57,843

No. 10—*continued*

ARTICLES, AND COUNTRIES OF CONSIGNMENT; ALSO SHARE OF EACH PROVINCE	QUANTITY					VALUE				
	1932-33	1933-34	1934-35	1935-36	1936-37	1932-33	1933-34	1934-35	1935-36	1936-37
Fish (*excluding* canned fish)—*concluded*						R	R	R	R	R
Total of Fish (*excluding* canned fish)—*continued*	Cwts.	Cwts.	Cwts.	Cwts.	Cwts.					
Maskat Territory and Trucial Oman	33,017	36,634	18,358	26,342	23,567	2,32,778	2,14,570	1,38,861	2,08,665	1,88,466
Other Native States in Arabia	7,191	13,787	16,717	7,994	9,891	45,459	81,480	1,32,557	49,639	61,731
Iran	3,522	1,928	440	286	189	18,743	6,364	4,254	2,712	1,141
Japan	294	329	1,234	1,512	1,308	7,874	12,008	49,619	60,315	60,363
China (*exclusive* of Hongkong and Macao)	80	170	175	70	172	5,016	8,704	7,792	3,445	6,218
Other Foreign Countries	652	98	1,021	2,292	1,451	4,383	2,485	3,063	9,121	4,322
TOTAL FOREIGN COUNTRIES	44,746	52,946	39,945	38,496	36,578	3,14,253	3,25,561	3,36,146	3,33,897	3,22,241
Share of Bengal	*742*	*1,336*	*1,292*	*1,632*	*1,446*	*30,219*	*42,711*	*62,748*	*76,909*	*91,363*
,, *Bombay*	*41,902*	*48,094*	*33,047*	*31,722*	*30,451*	*3,11,479*	*3,11,308*	*2,73,173*	*2,31,537*	*2,81,313*
,, *Sind*	*1,033*	*1,077*	*918*	*1,003*	*969*	*19,241*	*26,472*	*25,869*	*22,951*	*19,746*
,, *Madras*	*3,563*	*5,532*	*6,032*	*6,058*	*5,794*	*22,321*	*34,105*	*38,191*	*36,621*	*35,716*
,, *Burma*	*45,675*	*46,530*	*55,333*	*69,797*	*60,592*	*9,32,874*	*10,89,532*	*13,56,864*	*15,16,194*	*13,61,957*
TOTAL	92,975	102,609	96,672	110,202	99,292	13,66,234	15,05,129	16,56,845	19,34,212	17,80,084
Fodder, Bran, and Pollards (*excluding* oilcake) (II. C)—	Cwts.	Cwts.	Cwts.	Cwts.	Cwts.					
United Kingdom (*including* Channel Islands)	..	1,326	854	95	2,633	..	10,406	3,950	1,781	10,198
Commonwealth of Australia	31,048	14,665	37,335	30,520	32,399	1,20,588	56,839	1;30,647	91,701	1,06,150
Other British Possessions	744	56	27	69	3	3,379	434	74	222	19
TOTAL BRITISH EMPIRE	31,792	16,047	37,716	30,684	36,035	1,23,967	67,679	1,34,671	93,704	1,16,362
TOTAL FOREIGN COUNTRIES	4	115	23	346	158	30	641	61	1,416	567
Share of Bengal	*20,226*	*1,723*	*18,165*	*22,184*	*19,103*	*78,202*	*7,407*	*72,343*	*62,034*	*49,477*
,, *Bombay*	*10,375*	*13,428*	*18,514*	*7,946*	*15,389*	*38,141*	*54,020*	*57,567*	*28,334*	*60,737*
,, *Sind*	..	*5*	..	*23*	*1*	*5*	*295*	..	*74*	*97*
,, *Madras*	*794*	*716*	*555*	*702*	*1,101*	*5,377*	*4,972*	*3,653*	*3,717*	*6,051*
,, *Burma*	*401*	*290*	*505*	*175*	*99*	*2,272*	*1,626*	*1,269*	*961*	*567*
TOTAL	*31,796*	16,162	37,739	31,030	36,193	1,23,997	68,320	1,34,782	95,120	1,16,929
Fruits and Vegetables—										
Fresh fruits and vegetables—										
Fresh fruits—										
Cocoanuts (I. B)—	No.	No.	No.	No.	No.					
Ceylon (*excluding* Maldives)	7,082,805	2,319,302	7,527,308	7,816,283	5,345,941	2,71,896	65,532	2,23,869	2,07,230	2,31,213
Maldives	1,288,000	1,858,350	2,162,040	1,310,657	1,004,200	32,200	51,673	34,076	21,504	26,131
Straits Settlements	9,013,447	9,513,992	9,325,801	10,888,586	10,281,817	5,76,558	5,41,213	4,37,278	5,04,986	4,85,782
Other British Possessions	48	130	..	500	..	5	5	..	32	..
TOTAL BRITISH EMPIRE	17,384,300	13,691,774	19,015,149	20,016,026	16,631,958	8,80,661	6,58,480	6,94,723	8,23,752	7,43,126
TOTAL FOREIGN COUNTRIES	474	500	300	6,514	2,500	48	32	10	288	100
Share of Bengal	*1,288,000*	*1,840,750*	*2,157,240*	*1,284,357*	*982,500*	*32,200*	*51,541*	*34,038*	*21,241*	*25,914*
,, *Bombay*	*72*	*2,940*	*910,087*	*140,312*	*8,500*	*6*	*124*	*35,503*	*6,334*	*425*
,, *Sind*	*7,700*	*130*	*100*	*1,125*	..	*246*	*5*	*6*	*51*	..
,, *Madras*	*7,075,005*	*2,334,192*	*6,625,571*	*7,779,769*	*5,363,959*	*2,71,649*	*65,566*	*1,38,073*	*2,96,066*	*2,31,261*
,, *Burma*	*9,013,997*	*9,514,262*	*9,322,451*	*10,816,977*	*10,279,490*	*5,76,608*	*5,41,226*	*4,37,113*	*5,00,298*	*4,85,626*
TOTAL	17,384,774	13,692,274	19,015,449	20,022,540	16,634,458	8,80,709	6,58,462	6,94,732	8,24,040	7,43,226

No. 10—*continued*

ARTICLES, AND COUNTRIES OF CONSIGNMENT; ALSO SHARE OF EACH PROVINCE	Quantity					Value				
	1932-33	1933-34	1934-35	1935-36	1936-37	1932-33	1933-34	1934-35	1935-36	1936-37
						R	R	R	R	R
Fruits and Vegetables—*continued*										
***Fresh fruits and vegetables*—continued**										
Fresh fruits—*continued*										
Others (I. B)—										
United Kingdom (*including* Channel Islands)	—	—	—	—	—	35,368	18,382	20,767	11,194	8,362
Palestine	—	—	—	—	—	34,807	18,069	19,328	30,329	14,494
Ceylon (*excluding* Maldives)	—	—	—	—	—	98,412	89,782	82,356	28,893	28,406
Straits Settlements	—	—	—	—	—	88,751	47,708	42,434	59,301	50,677
Union of South Africa	—	—	—	—	—	80,552	89,859	56,870	1,19,550	99,608
Commonwealth of Australia	—	—	—	—	—	41,335	51,607	75,942	58,095	90,435
Other British Possessions	—	—	—	—	—	8,639	7,687	7,065	10,002	10,068
TOTAL BRITISH EMPIRE	—	—	—	—	—	3,32,864	2,73,039	3,04,757	3,17,364	2,07,140
France	—	—	—	—	—	19,649	12,457	9,057	5,044	2,438
Italy (*including* Fiume)	—	—	—	—	—	1,432	6,782	7,001	4,220	986
Maskat Territory and Trucial Oman	—	—	—	—	—	21,077	15,734	24,450	27,233	21,004
Iraq	—	—	—	—	—	622	885	1,896	1,595	6,675
Japan	—	—	—	—	—	1,88,464	2,23,721	1,72,354	1,34,491	1,03,251
China (*exclusive* of Hongkong and Macão)	—	—	—	—	—	15,363	14,167	13,195	2,674	760
Egypt	—	—	—	—	—	15,718	13,393	13,215	14,022	18,756
Portuguese East Africa	—		—	—	—	9,105	3,014	1,679	1,394	8,160
United States of America—*Vid* Atlantic Coast	—	—	—	—	—	1,47,620	67,857	88,683	49,639	2,02,528
,, Pacific ,,	—	—	—	—	—	2,28,168	2,25,421	4,64,628	4,73,577	2,39,585
Other Foreign Countries	—	—	—	—	—	4,987	3,445	8,540	6,780	4,830
TOTAL FOREIGN COUNTRIES	—	—	—	—	—	6,52,205	5,86,881	8,04,698	7,20,669	6,08,988
Share of Bengal	—	—	—	—	—	*3,15,299*	*2,48,433*	*3,57,330*	*3,34,790*	*2,80,184*
,, *Bombay*	—	—	—	—	—	*2,73,889*	*2,52,886*	*2,97,495*	*2,63,512*	*1,13,859*
,, *Sind*	—	—	—	—	—	*6,851*	*5,715*	*6,391*	*14,222*	*5,208*
,, *Madras*	—	—	—	—	—	*1,06,014*	*1,16,981*	*1,67,401*	*1,55,136*	*1,22,138*
,, *Burma*	—	—	—	—	—	*2,73,016*	*2,35,905*	*2,80,788*	*2,70,373*	*3,14,719*
TOTAL	—	—	—	—	—	9,85,069	8,59,920	11,09,455	10,38,033	9,06,108
Fresh vegetables of all kinds (I. B)—(*a*)—										
Malta and Gozo	—	—	—	—	—	..	..	23,844	..	—
Straits Settlements	—	—	—	—	—	5,644	4,540	3,351	3,829	—
Kenya Colony	—	—	—	—	—	1,14,708	36,042	55,836	2,39,449	—
Other British Possessions	—	—	—	—	—	6,778	8,263	8,851	7,103	—
TOTAL BRITISH EMPIRE	—	—	—	—	—	1,27,130	48,845	91,882	2,50,381	—
Italy (*including* Fiume)	—	—	—	—	—	12,24,113	11,66,615	11,31,399	7,88,828	—
Japan	—	—	—	—	—	18	..	1,95,001	2,02,997	—
Egypt	—	—	—	—	—	..	91,050	5,281	4,295	—
Other Foreign Countries	—	—	—	—	—	504	992	324	3,599	—
TOTAL FOREIGN COUNTRIES	—	—	—	—	—	12,24,635	12,58,657	13,32,005	9,99,719	—
Share of Bengal	—	—	—	—	—	*45*	*3,504*	*362*	*477*	—
,, *Bombay*	—	—	—	—	—	*10,03,490*	*7,71,772*	*10,54,607*	*9,88,711*	—
,, *Sind*	—	—	—	—	—	*3,28,449*	*4,32,494*	*3,51,471*	*2,41,709*	—
,, *Madras*	—	—	—	—	—	*5,093*	*4,177*	*3,914*	*2,189*	—
,, *Burma*	—	—	—	—	—	*9,689*	*95,855*	*13,513*	*17,014*	—
TOTAL	—	—	—	—	—	13,51,765	13,07,502	14,23,887	12,50,100	—

(*a*) Subdivided into (i) Potatoes and (ii) All Others from 1936-37.

No. 10—*continued*

ARTICLES, AND COUNTRIES OF CONSIGNMENT; ALSO SHARE OF EACH PROVINCE	QUANTITY					VALUE				
	1932-33	1933-34	1934-35	1935-36	1936-37	1932-33	1933-34	1934-35	1935-36	1936-37
						R	R	R	R	R
Fruits and Vegetables—*continued*										
Fresh fruits and vegetables continued										
Fresh vegetables—*continued.*										
Potatoes (I. B)—(a)					Cwts.					
Kenya Colony	—	—	—	—	44,608	—	—	—	—	2,40,167
Other British Possessions	—	—	—	—	1,246	—	—	—	—	8,084
TOTAL BRITISH EMPIRE	—	—	—	—	45,854	—	—	—	—	2,48,251
Italy (*including* Fiume)	—	—	—	—	97,886	—	—	—	—	6,98,904
Japan	—	—	—	—	9,297	—	—	—	—	55,380
Other Foreign Countries	—	—	—	—	493	—	—	—	—	3,405
TOTAL FOREIGN COUNTRIES.	—	—	—	—	1,07,676	—	—	—	—	7,57,689
Share of Bengal	—	—	—	—	*357*	—	—	—	—	*3,133*
" *Bombay*	—	—	—	—	*137,010*	—	—	—	—	*9,12,771*
" *Sind*	—	—	—	—	*15,610*	—	—	—	—	*87,660*
" *Madras*	—	—	—	—	*550*	—	—	—	—	*2,150*
" *Burma*	—	—	—	—	*3*	—	—	—	—	*26*
TOTAL	—	—	—	—	153,530	—	—	—	—	10,05,940
Others (I. B.—(a)										
Total British Empire	—	—	—	—	—	—	—	—	—	7,050
TOTAL FOREIGN COUNTRIES	—	—	—	—	—	—	—	—	—	1,296
Share of Bengal	—	—	—	—	—	—	—	—	—	*11*
" *Bombay*	—	—	—	—	—	—	—	—	—	*973*
" *Sind*	—	—	—	—	—	—	—	—	—	*230*
" *Madras*	—	—	—	—	—	—	—	—	—	*213*
" *Burma*	—	—	—	—	—	—	—	—	—	*6,929*
TOTAL	—	—	—	—	—	—	—	—	—	8,355

(a) Separately specified from 1936-37.

No. 10—*continued*

ARTICLES, AND COUNTRIES OF CONSIGNMENT; ALSO SHARE OF EACH PROVINCE	QUANTITY					VALUE				
	1932-33	1933-34	1934-35	1935-36	1936-37	1932-33	1933-34	1934-35	1935-36	1936-37
Fruits and Vegetables—*continued*										
***Fresh fruits and vegetables*—concluded**						R	R	R	R	R
***Total of Fresh Fruits and Vegetables*—**										
United Kingdom (*including* Channel Islands)	—	—	—	—	—	35,719	18,518	21,457	13,015	7,934
Malta and Gozo	—	—	—	—	—	..	..	23,844	..	..
Palestine	—	—	—	—	—	34,807	18,069	19,328	30,329	14,494
Ceylon (*excluding* Maldives)	—	—	—	—	—	3,66,657	1,59,511	3,09,800	3,26,601	2,61,207
Maldives	—	—	—	—	—	32,200	51,673	34,076	21,504	26,131
Straits Settlements	—	—	—	—	—	6,70,953	5,93,456	4,88,068	5,68,116	5,40,516
Hongkong	—	—	—	—	—	5,028	5,042	5,700	6,242	4,483
Union of South Africa	—	—	—	—	—	80,798	40,186	57,876	1,20,412	99,864
Kenya Colony	—	—	—	—	—	1,15,966	37,521	57,507	2,40,535	2,40,661
Commonwealth of Australia	—	—	—	—	—	41,335	51,648	75,972	58,135	90,510
Other British Possessions	—	—	—	—	—	7,192	4,690	2,744	6,608	9,776
TOTAL BRITISH EMPIRE	—	—	—	—	—	13,40,655	9,80,314	10,91,362	13,91,497	12,95,576
France	—	—	—	—	—	19,649	12,457	9,057	5,044	2,438
Italy (*including* Fiume)	—	—	—	—	—	12,25,545	11,78,397	11,38,400	7,93,048	6,99,890
Muskat Territory and Trucial Oman	—	—	—	—	—	21,079	15,739	24,450	27,316	21,004
Iraq	—	—	—	—	—	658	896	1,896	1,595	6,675
Japan	—	—	—	—	—	1,88,482	2,23,721	3,67,355	3,37,490	1,58,688
China (*exclusive* of Hongkong and Macao)	—	—	—	—	—	15,408	14,943	13,367	3,538	1,430
Egypt	—	—	—	—	—	15,718	1,04,448	18,496	18,317	18,862
Portuguese East Africa	—	—	—	—	—	2,105	3,014	1,679	1,394	3,162
United States of America—										
Via Atlantic Coast	—	—	—	—	—	1,47,620	67,857	88,758	49,639	2,02,797
„ Pacific „	—	—	—	—	—	2,23,351	2,25,546	4,64,628	4,74,198	2,39,714
Other Foreign Countries	—	—	—	—	—	5,273	3,552	3,627	9,097	3,393
TOTAL FOREIGN COUNTRIES	—	—	—	—	—	18,76 588	18,45,570	21,36,718	17,20,676	13,68,053
Share of Bengal	—	—	—	—	—	*3,47,544*	*3,03,473*	*3,91,800*	*3,56,508*	*3,09,242*
„ *Bombay*	—	—	—	—	—	*13,87,388*	*10,24,782*	*13,27,605*	*12,53,607*	*10,98,028*
„ *Sind*	—	—	—	—	—	*3,35,546*	*4,38,214*	*3,67,868*	*2,55,982*	*93,398*
„ *Madras*	—	—	—	—	—	*3,82,755*	*1,86,724*	*3,59,388*	*4,53,391*	*3,55,761*
„ *Burma*	—	—	—	—	—	*8,64,313*	*8,72,636*	*7,31,414*	*7,87,635*	*8,07,300*
TOTAL	—	—	—	—	—	32,17,543	28,25,884	32,28,075	31,12,173	26,63,629
***Fruits and vegetables; dried, salted, or preserved, not being canned or bottled*—**	Tons	Tons	Tons	Tons	Tons					
Almonds (I. E)—										
United Kingdom (*including* Channel Islands)	5	5	4	3	..	12,687	13,860	9,473	10,108	2,441
Cyprus	..	43	439	165	..	..	14,675	1,62,349	62,470	..
Aden and Dependencies	3	15	13	..	..	3,014	16,987	11,487	58	..
Other British Possessions	2	1	1	..	..	3,947	2,117	2,042	2,244	1,848
TOTAL BRITISH EMPIRE	10	64	457	168	..	19,648	47,639	1,85,351	74,880	4,289
France	276	103	252	460	186	1,54,102	1,02,692	1,25,417	2,37,790	1,36,546
Spain	632	382	715	631	350	3,35,802	1,95,016	3,64,818	3,72,911	2,79,047
Italy (*including* Fiume)	879	1,591	1,403	1,511	1,501	5,38,552	8,42,862	6,58,374	7,72,199	12,34,458
Greece (*including* Crete)	339	240	87	72	..	1,96,160	1,36,679	53,531	48,040	..
Turkey, European	..	10	96	78	66	..	3,308	35,360	24,189	34,833
Turkey, Asiatic	..	..	274	141	71	..	..	96,293	45,681	91,240
Syria	..	..	10	..	17	..	..	2,807	..	16,330

No. 10—*continued*

ARTICLES, AND COUNTRIES OF CONSIGNMENT; ALSO SHARE OF EACH PROVINCE	Quantity					Value				
	1932-33	1933-34	1934-35	1935-36	1936-37	1932-33	1933-34	1934-35	1935-36	1936-37
Fruits and Vegetables—continued						R	R	R	R	R
Fruits and vegetables: dried, salted, or preserved, not being canned or bottled—continued										
Almonds (I. B)—*continued*	Tons	Tons	Tons	Tons	Tons					
Iraq	14	12	91	22	47	12,776	4,514	17,649	4,539	10,088
Iran	727	757	950	1,100	287	5,53,357	3,84,359	4,66,677	5,13,067	1,00,870
Egypt	10	12	62	24	..	5,580	5,450	22,984	7,940	..
United States of America—										
Vid Atlantic Coast	..	..	20	..	..	..	..	9,760	..	..
„ Pacific „	..	..	..	..	..	101	187	182	372	461
Other Foreign Countries	1	..	2	5	..	1,608	182	512	6,442	1
TOTAL FOREIGN COUNTRIES	2,878	3,167	3,962	4,044	2,475	17,97,533	16,74,749	18,54,873	20,30,970	19,12,574
Share of Bengal	*306*	*234*	*262*	*284*	*195*	*1,69,418*	*1,38,221*	*1,35,195*	*1,56,547*	*66,488*
„ *Bombay*	*2,569*	*2,978*	*3,993*	*3,662*	*2,273*	*16,26,868*	*15,58,228*	*18,34,979*	*18,51,328*	*17,96,303*
„ *Sind*	*17*	*19*	*153*	*256*	*94*	*5,263*	*4,440*	*42,623*	*75,377*	*40,438*
„ *Madras*	*6*	*9*	*10*	*11*	*3*	*12,978*	*18,953*	*20,939*	*19,519*	*11,694*
„ *Burma*	..	*1*	*1*	*1*	..	*2,662*	*2,546*	*2,997*	*2,581*	*2,300*
TOTAL	2,898	3,231	4,419	4,212	2,575	18,17,181	17,22,388	20,39,734	21,05,850	19,17,163
Currants and raisins (I. B)—	Tons	Tons	Tons	Tons	Tons					
United Kingdom (*including* Channel Islands)	7	15	16	5	24	9,230	12,005	9,843	6,779	9,146
Cyprus	..	78	2	100	190	..	13,321	672	18,697	31,065
Commonwealth of Australia	18	34	64	100	58	12,658	17,322	25,478	39,047	26,099
Other British Possessions	1	5	2	3	1	1,250	1,568	1,021	1,328	738
TOTAL BRITISH EMPIRE	26	132	85	208	273	23,147	44,867	37,014	65,851	67,048
Italy (*including* Fiume)	5	4	13	1	..	2,392	1,916	5,046	290	..
Greece (*including* Crete)	32	25	11	41	38	15,782	12,606	5,404	16,558	13,180
Turkey, Asiatic	..	..	..	38	26	..	..	..	12,972	7,043
Iraq	2	87	184	13	7	550	21,696	20,446	2,100	1,177
Iran	516	633	715	560	527	1,03,575	91,886	96,332	60,915	65,905
United States of America— *Vid* Atlantic Coast	1	9	..	..	..	1,134	1,890	276	197	416
„ Pacific „	4	2	8	18	42	3,488	2,642	4,887	10,077	13,286
Other Foreign Countries	17	17	9	6	8	5,307	5,909	5,371	5,475	3,493
TOTAL FOREIGN COUNTRIES	577	783	940	677	648	1,33,228	1,41,045	1,37,762	1,28,584	1,04,500
Share of Bengal	*26*	*25*	*22*	*29*	*25*	*14,633*	*12,959*	*12,817*	*16,542*	*11,114*
„ *Bombay*	*540*	*851*	*931*	*738*	*519*	*1,21,824*	*1,53,040*	*1,36,664*	*1,50,849*	*1,38,112*
„ *Sind*	*24*	*21*	*42*	*37*	*24*	*5,574*	*6,334*	*8,831*	*8,057*	*6,427*
„ *Madras*	*12*	*12*	*18*	*14*	*15*	*10,149*	*7,488*	*10,345*	*10,130*	*7,769*
„ *Burma*	*1*	*6*	*12*	*17*	*13*	*4,440*	*5,591*	*6,069*	*8,857*	*8,128*
TOTAL	603	915	1,025	885	921	1,56,875	1,85,412	1,74,776	1,94,485	1,71,548
Dates (I. B)—	Tons	Tons	Tons	Tons	Tons					
United Kingdom (*including* Channel Islands)	..	1	51	..	3	817	324	5,194	304	1,009
Bahrein Islands	1,680	1,024	1,656	1,501	1,461	2,89,099	1,01,140	1,68,453	1,52,089	1,59,533
Ceylon (*excluding* Maldives)	1	51	..	1	5	285	6,496	88	185	534
Other British Possessions	29	41	49	20	31	5,580	5,757	8,140	4,236	6,715
TOTAL BRITISH EMPIRE	1,710	1,117	1,756	1,522	1,490	2,45,731	1,13,717	1,81,875	1,56,814	1,67,791

No. 10—*continued*

ARTICLES, AND COUNTRIES OF CONSIGNMENT; ALSO SHARE OF EACH PROVINCE	QUANTITY					VALUE				
	1932-33	1933-34	1934-35	1935-36	1936-37	1932-33	1933-34	1934-35	1935-36	1936-37
						R	R	R	R	R
Fruits and Vegetables—*continued*										
Fruits and vegetables; dried, salted, or preserved, not being canned or bottled—continued										
Dates (I. B)—*continued*	Tons	Tons	Tons	Tons	Tons					
Turkey, Asiatic	37	1,278	857	1,019	867	3,641	77,692	38,078	57,708	47,642
Maskat Territory and Trucial Oman	7,138	7,909	9,002	9,006	7,981	12,06,856	10,91,902	11,12,986	10,51,452	9,22,579
Other Native States in Arabia	43	1,189	1,757	1,518	1,664	7,926	1,80,284	1,84,715	1,58,114	1,84,616
Iraq	37,345	25,715	46,828	50,703	51,677	32,59,589	20,23,027	36,20,529	35,50,723	39,70,157
Iran	1,821	1,819	2,328	3,189	1,488	2,27,387	1,55,635	1,80,176	2,63,210	1,87,659
Other Foreign Countries	41	18	8	27	18	6,863	3,390	1,545	6,630	8,912
TOTAL FOREIGN COUNTRIES.	46,425	37,928	60,775	65,412	63,095	48,02,232	34,81,940	51,38,029	50,87,837	52,66,565
Share of Bengal	*678*	*516*	*921*	*986*	*1,113*	*1,07,535*	*68,665*	*1,14,619*	*1,13,860*	*1,34,745*
„ *Bombay*	*26,633*	*22,043*	*38,549*	*38,089*	*34,800*	*33,28,033*	*24,43,536*	*37,32,856*	*33,51,624*	*31,10,554*
„ *Sind*	*17,997*	*14,561*	*20,897*	*25,746*	*26,929*	*13,25,198*	*9,30,960*	*13,24,912*	*16,34,028*	*20,30,609*
„ *Madras*	*2,816*	*1,910*	*2,140*	*2,102*	*2,253*	*2,20,735*	*1,40,360*	*1,39,461*	*1,41,361*	*1,48,613*
„ *Burma*	*46*	*15*	*24*	*11*	*80*	*6,463*	*3,156*	*3,026*	*3,778*	*9,835*
TOTAL	48,135	39,045	62,531	66,934	65,175	50,47,968	35,95,657	53,19,904	52,44,651	54,34,356
Other sorts (I. B)—	Tons	Tons	Tons	Tons	Tons					
United Kingdom (*including* Channel Islands)	15	18	21	25	12	17,070	20,444	19,493	22,868	20,808
Ceylon (*excluding* Maldives)	49	23	23	68	98	8,425	4,685	4,669	12,805	22,561
Straits Settlements	1,242	801	237	200	1,166	1,88,508	1,36,418	59,868	53,858	77,134
Hongkong	403	334	361	305	416	1,47,225	1,32,387	1,60,000	1,40,375	1,84,111
Union of South Africa	..	..	858	1,500	1,087	27	50	97,727	2,05,664	1,45,738
Kenya Colony	352	102	1,191	418	575	24,885	7,576	1,27,683	57,270	77,182
Commonwealth of Australia	8	13	13	16	22	7,049	11,602	8,196	12,132	15,243
Other British Possessions	1	49	60	25	33	18,547	3,214	7,100	4,636	4,427
TOTAL BRITISH EMPIRE	2,071	1,340	2,784	2,552	3,409	4,11,227	3,16,356	4,84,236	5,09,108	5,46,704
France	6	8	8	16	8	6,022	18,536	18,784	23,404	26,634
Italy (*including* Fiume)	792	57	61	18	220	1,51,280	18,865	30,675	10,013	70,330
Greece (*including* Crete)	673	305	442	381	268	2,09,454	1,09,365	1,32,054	1,34,886	94,280
Turkey, European	2	..	7	1	66	1,232	..	2,400	840	51,207
Turkey, Asiatic	..	1	1	14	364	..	1,371	745	7,090	2,80,721
Syria	..	..	..	..	711	..	..	..	..	7,35,752
Iran	115	41	88	98	111	66,238	24,604	65,427	60,618	54,331
Japan	4	63	5	10	9	896	5,291	6,027	10,465	11,704
China (*exclusive* of Hongkong and Macão)	74	84	84	67	103	15,584	19,681	20,635	15,475	22,097
Egypt	78	32	8	24	73	14,610	11,843	2,540	12,677	10,481
Portuguese East Africa	5,132	12,138	12,668	14,458	15,732	5,20,746	11,55,440	14,66,987	18,71,158	20,41,997
United States of America—										
Vid Atlantic Coast	7	1	4	2	3	6,053	988	3,578	2,257	2,745
„ Pacific „	4	2	8	29	47	3,854	2,006	7,346	22,641	31,516
Other Foreign Countries	50	16	34	9	8	10,810	4,996	9,814	3,305	2,156
TOTAL FOREIGN COUNTRIES.	6,932	12,748	13,408	15,127	17,723	10,06,279	13,67,986	17,52,012	21,74,824	24,35,951
Share of Bengal	*48*	*91*	*92*	*41*	*61*	*25,411*	*32,580*	*16,065*	*30,034*	*43,695*
„ *Bombay*	*4,829*	*5,240*	*3,490*	*4,243*	*3,227*	*7,70,217*	*5,33,628*	*5,66,119*	*7,24,316*	*21,44,525*
„ *Sind*	*116*	*42*	*21*	*15*	*43*	*21,876*	*8,985*	*10,757*	*6,960*	*20,235*
„ *Madras*	*2,338*	*7,597*	*11,987*	*12,815*	*12,081*	*2,56,828*	*7,83,874*	*13,99,566*	*16,98,894*	*14,85,081*
„ *Burma*	*1,672*	*1,117*	*672*	*565*	*730*	*3,43,184*	*2,76,275*	*3,48,751*	*2,23,728*	*2,89,069*
TOTAL	9,003	14,088	16,192	17,679	21,132	14,17,516	16,84,342	22,36,248	26,83,932	32,82,655

No. 10—*continued*

ARTICLES, AND COUNTRIES OF CONSIGNMENT; ALSO SHARE OF EACH PROVINCE	Quantity					Value				
	1932-33	1933-34	1934-35	1935-36	1936-37	1932-33	1933-34	1934-35	1935-36	1936-37
						R	R	R	R	R
Fruits and Vegetables—*continued*										
***Fruits and vegetables; dried, salted, or preserved, not being canned or bottled*—concluded.**										
***Total of Fruits and vegetables; dried, salted, or preserved, not being canned or bottled*—**	Tons	Tons	Tons	Tons	Tons					
United Kingdom (*including* Channel Islands)	27	39	92	33	39	39,804	46,793	44,003	39,559	32,904
Cyprus	..	121	442	270	190	..	28,056	1,63,021	82,767	31,065
Aden and Dependencies	11	41	20	..	3	4,220	18,987	13,479	86	360
Bahrein Islands	1,680	1,024	1,656	1,502	1,441	2,39,104	1,01,141	1,68,458	2,52,132	1,59,679
Ceylon (*excluding* Maldives)	50	74	23	64	103	8,673	11,149	4,804	13,178	23,117
Straits Settlements	1,252	804	260	213	1,171	1,91,964	1,37,167	62,557	56,025	78,640
Hongkong	416	347	397	313	440	1,52,477	1,38,010	1,65,309	1,45,149	1,91,513
Union of South Africa	..	..	858	1,500	1,087	27	80	97,727	2,05,664	1,46,738
Kenya Colony	353	102	1,191	418	575	42,404	7,576	1,27,583	57,970	77,187
Commonwealth of Australia	26	47	87	116	80	19,961	28,929	35,691	51,396	41,344
Other British Possessions	2	54	56	21	33	1,129	4,261	5,744	3,417	4,285
TOTAL BRITISH EMPIRE	3,817	2,653	5,082	4,450	5,162	6,99,763	5,22,079	6,88,476	8,06,953	7,85,932
France	282	172	261	478	198	1,60,123	1,17,183	1,40,237	2,08,041	1,64,252
Spain	639	382	731	623	251	3,39,414	1,95,875	3,70,784	3,76,734	2,79,349
Italy (*including* Fiume)	1,686	1,652	1,477	1,531	1,721	6,93,524	6,63,143	6,84,095	7,83,053	13,04,788
Austria	20	9	4	..	..	5,390	4,595	1,893	104	125
Greece (*including* Crete)	1,044	570	540	494	306	4,21,396	2,58,650	1,90,989	1,99,484	1,07,460
Turkey, European	..	..	103	79	139	..	..	37,760	25,029	68,412
Turkey, Asiatic	37	1,279	1,182	1,212	1,328	3,641	79,062	1,35,116	1,23,451	4,26,646
Syria	..	..	10	..	728	..	..	2,807	..	7,52,082
Maskat Territory and Trucial Oman	7,150	7,924	9,018	9,020	7,983	13,00,404	10,95,786	11,15,645	10,56,994	9,22,955
Other Native States in Arabia	43	1,189	1,757	1,518	1,664	7,931	1,30,284	1,84,877	1,58,398	1,84,616
Iraq	37,388	25,815	47,099	50,739	51,732	32,75,575	20,49,690	36,58,979	35,57,569	39,90,668
Iran	2,179	2,256	4,076	4,897	2,363	9,50,557	6,55,984	8,08,612	9,17,810	3,58,765
Japan	5	70	5	11	9	995	5,791	6,027	10,603	11,704
China (*exclusive* of Hongkong and Macão)	77	90	91	78	107	18,510	22,149	23,720	20,066	23,523
Egypt	84	51	74	48	73	20,903	19,374	26,196	20,885	10,529
Portuguese East Africa	5,132	12,138	12,663	14,458	15,732	5,20,746	11,55,440	14,66,987	18,71,153	20,41,998
United States of America—										
Vid Atlantic Coast	8	15	24	16	13	7,187	4,096	13,647	8,885	5,161
„ Pacific „	8	5	16	47	89	6,948	4,835	12,417	32,942	45,815
Other Foreign Countries	28	10	4	1	5	6,028	3,782	1,388	1,014	1,542
TOTAL FOREIGN COUNTRIES	56,812	54,626	79,085	85,260	84,541	77,39,272	66,65,720	88,62,176	94,22,215	1,07,10,890
Share of Bengal	*1,058*	*856*	*1,227*	*1,340*	*1,314*	*2,17,047*	*2,62,425*	*2,81,696*	*3,16,983*	*2,55,983*
„ *Bombay*	*34,616*	*31,112*	*46,963*	*46,782*	*46,119*	*53,46,646*	*47,37,422*	*62,70,639*	*60,78,115*	*71,89,494*
„ *Sind*	*18,064*	*14,644*	*21,118*	*26,052*	*27,100*	*14,17,911*	*9,59,719*	*13,87,173*	*17,24,932*	*20,97,789*
„ *Madras*	*5,172*	*9,523*	*14,155*	*14,942*	*14,352*	*5,00,682*	*9,50,665*	*15,70,201*	*13,69,904*	*16,53,157*
„ *Burma*	*1,719*	*1,139*	*709*	*694*	*818*	*3,56,749*	*2,87,568*	*2,60,843*	*3,38,944*	*3,09,330*
TOTAL	60,629	57,279	84,167	89,710	89,703	84,39,035	71,87,799	97,70,652	1,02,28,868	1,15,05,723
***Total of Fruits and Vegetables*—**										
United Kingdom (*including* Channel Islands)	—	—	—	—	—	75,523	65,241	65,460	52,574	40,838
Malta and Gozo	—	—	—	—	—	..	..	23,844	..	..
Cyprus	—	—	—	—	—	..	29,982	1,64,636	83,867	32,715
Palestine	—	—	—	—	—	34,807	18,069	10,823	30,764	14,404
Aden and Dependencies	—	—	—	—	—	4,225	18,994	13,564	111	360
Bahrein Islands	—	—	—	—	—	2,39,167	1,01,191	1,68,740	1,52,178	1,59,679
Ceylon (*excluding* Maldives)	—	—	—	—	—	3,75,880	1,70,660	3,14,504	3,89,779	2,84,324
Maldives	—	—	—	—	—	32,200	51,678	34,076	21,504	20,131

No. 10—*continued*

ARTICLES, AND COUNTRIES OF CONSIGNMENT; ALSO SHARE OF EACH PROVINCE	QUANTITY					VALUE				
	1932-33	1933-34	1934-35	1935-36	1936-37	1932-33	1933-34	1934-35	1935-36	1936-37
Fruits and Vegetables—*concluded*						R	R	R	R	R
Total of Fruits and Vegetables—continued										
Straits Settlements	—	—	—	—	—	8,62,917	7,30,623	5,45,620	6,24,151	6,19,156
Hongkong	—	—	—	—	—	1,57,505	1,43,052	1,71,009	1,51,391	1,95,996
Union of South Africa	—	—	—	—	—	30,948	40,266	1,55,603	3,26,076	2,45,609
Kenya Colony	—	—	—	—	—	1,58,370	45,097	1,85,190	2,97,805	3,17,848
Commonwealth of Australia	—	—	—	—	—	61,206	80,577	1,11,663	1,09,531	1,31,854
Other British Possessions	—	—	—	—	—	8,130	6,968	6,506	8,424	12,411
TOTAL BRITISH EMPIRE	—	—	—	—	—	20,40,418	15,02,393	19,79,838	21,98,150	20,81,408
France	—	—	—	—	—	1,79,777	1,29,640	1,49,204	2,03,085	1,66,690
Spain	—	—	—	—	—	3,40,049	1,96,813	3,71,535	3,80,798	2,20,372
Italy (*including* Fiume)	—	—	—	—	—	19,19,069	20,36,540	18,22,495	15,76,101	20,04,678
Austria	—	—	—	—	—	9,188	4,654	1,893	1,063	125
Greece (*including* Crete)	—	—	—	—	—	4,21,396	2,58,965	1,91,417	1,99,484	1,07,460
Turkey European	—	—	—	—	—	1,232	3,308	37,760	25,029	88,412
Turkey, Asiatic	—	—	—	—	—	3,641	79,063	1,37,232	1,23,451	4,26,646
Syria	—	—	—	—	—	..	805	5,288	1,179	7,53,030
Muskat Territory and Trucial Oman	—	—	—	—	—	13,21,483	11,11,525	11,40,095	10,84,310	9,43,959
Other Native States in Arabia	—	—	—	—	—	7,980	1,30,837	1,86,576	1,58,711	1,84,716
Iraq	—	—	—	—	—	32,76,233	20,50,586	36,60,875	35,59,164	39,97,343
Iran	—	—	—	—	—	9,50,649	6,56,270	8,09,587	9,18,064	3,58,827
Japan	—	—	—	—	—	1,89,477	2,29,512	3,78,382	3,48,093	1,70,392
China (*exclusive* of Hongkong and Macao)	—	—	—	—	—	33,918	37,092	37,087	23,604	24,953
Egypt	—	—	—	—	—	36,021	1,23,622	44,692	39,202	29,391
Portuguese East Africa	—	—	—	—	—	5,29,851	11,58,454	14,68,666	18,72,547	20,50,160
United States of America—										
Vid Atlantic Coast	—	—	—	—	—	1,54,807	71,953	1,02,405	53,524	2,07,958
,, Pacific ,,	—	—	—	—	—	2,35,294	2,30,381	4,77,045	5,07,140	2,85,029
Other Foreign Countries	—	—	—	—	—	5,495	1,080	1,615	3,342	7,802
TOTAL FOREIGN COUNTRIES	—	—	—	—	—	96,16,160	85,11,290	1,10,18,889	1,11,42,891	1,20,87,943
Share of Bengal	—	—	—	—	—	*6,64,591*	*5,55,903*	*6,73,496*	*6,73,491*	*5,65,224*
,, *Bombay*	—	—	—	—	—	*71,34,031*	*57,62,304*	*76,58,244*	*73,36,722*	*83,37,522*
,, *Sind*	—	—	—	—	—	*17,53,457*	*13,97,933*	*17,45,041*	*19,30,904*	*21,91,057*
,, *Madras*	—	—	—	—	—	*8,33,437*	*11,37,389*	*19,29,689*	*23,23,295*	*20,08,918*
,, *Burma*	—	—	—	—	—	*12,21,063*	*11,60,254*	*9,92,257*	*10,26,629*	*11,16,630*
TOTAL	—	—	—	—	—	1,16,56,578	1,00,13,083	1,29,98,727	1,33,41,041	1,41,69,351
Furniture and Cabinetware*—										
Bedsteads (III. G)—										
United Kingdom (*including* Channel Islands)	—	—	—	—	—	1,74,474	1,59,020	1,18,193	1,17,596	1,05,648
Straits Settlements	—	—	—	—	—	12,007	17,272	16,449	16,093	21,980
Other British Possessions	—	—	—	—	—	4,483	2,253	2,723	1,809	1,841
TOTAL BRITISH EMPIRE	—	—	—	—	—	1,91,504	1,79,154	1,37,365	1,35,497	1,29,469

* Inclusive of furniture imported as baggage.

No. 10—*continued*

ARTICLES, AND COUNTRIES OF CONSIGNMENT; ALSO SHARE OF EACH PROVINCE	QUANTITY					VALUE				
	1932-33	1933-34	1934-35	1935-36	1936-37	1932-33	1933-34	1934-35	1935-36	1936-37
						R	R	R	R	R
Furniture and Cabinetware*—*continued*										
Bedsteads (III. G)—continued										
Poland (*including* Danzig)	—	—	—	—	—	..	..	13,507	..	..
Germany	—	—	—	—	—	1,204	2,880	534	13,933	2,074
Czechoslovakia	—	—	—	—	—	6,103	2,237	168	321	142
Japan	—	—	—	—	—	271	3,165	5,399	4,866	2,219
United States of America—*Viâ* Atlantic Coast	—	—	—	—	—	30,610	21,615	29,690	23,936	20,508
„ Pacific „	—	—	—	—	—	231	35	..	15	..
Other Foreign Countries	—	—	—	—	—	4,506	2,895	3,903	3,472	1,507
TOTAL FOREIGN COUNTRIES	—	—	—	—	—	42,925	32,827	53,201	46,543	26,450
Share of Bengal	—	—	—	—	—	*42,323*	*25,390*	*15,447*	*14,520*	*19,396*
„ *Bombay*	—	—	—	—	—	*32,087*	*33,064*	*81,125*	*65,599*	*50,751*
„ *Sind*	—	—	—	—	—	*26,361*	*13,239*	*32,623*	*32,184*	*19,066*
„ *Madras*	—	—	—	—	—	*45,644*	*39,618*	*28,456*	*32,918*	*26,458*
„ *Burma*	—	—	—	—	—	*37,574*	*45,670*	*33,515*	*36,819*	*39,748*
TOTAL	—	—	—	—	—	2,34,489	2,11,981	1,90,566	1,82,040	1,55,919
Furniture of wood (other than ***bedsteads***) (*III. G*)—										
United Kingdom (*including* Channel Islands)	—	—	—	—	—	1,67,260	1,15,621	3,27,158	2,14,823	71,804
Ceylon (*excluding* Maldives)	—	—	—	—	—	11,012	11,472	8,721	4,665	7,567
Straits Settlements	—	—	—	—	—	8,681	5,445	4,438	4,748	6,445
Hongkong	—	—	—	—	—	3,087	2,575	4,519	4,990	7,323
Other British Possessions	—	—	—	—	—	1,517	852	1,425	894	476
TOTAL BRITISH EMPIRE	—	—	—	—	—	1,91,557	1,35,965	3,46,261	2,30,120	98,615
Estonia	—	—	—	—	—	24,242	5,882	14,666	29,637	42,227
Poland (*including* Danzig)	—	—	—	—	—	22,483	32,533	48,304	73,935	46,964
Germany	—	—	—	—	—	18,764	6,983	8,584	10,983	12,905
Belgium	—	—	—	—	—	7,784	462	1,296	8,588	2,782
France	—	—	—	—	—	1,40,240	847	6,221	13,553	37,110
Italy (*including* Fiume)	—	—	—	—	—	8,252	1,075	2,570	1,699	1,591
Austria	—	—	—	—	—	11,785	10,583	5,586	5,618	3,325
Czechoslovakia	—	—	—	—	—	24,312	14,412	16,564	11,237	18,533
Japan	—	—	—	—	—	29,999	20,991	21,679	19,658	38,043
China (*exclusive* of Hongkong and Macão)	—	—	—	—	—	1,539	2,794	2,249	2,563	7,490
United States of America—										
Viâ Atlantic Coast	—	—	—	—	—	9,900	11,846	8,368	8,418	13,284
„ Pacific „	—	—	—	—	—	62	10,237	1,253	1,220	23
Other Foreign Countries	—	—	—	—	—	3,531	8,824	2,147	3,913	8,192
TOTAL FOREIGN COUNTRIES	—	—	—	—	—	3,02,893	1,27,469	1,39,487	1,91,022	2,32,469
Share of Bengal	—	—	—	—	—	*54,192*	*98,150*	*1,64,369*	*53,944*	*73,026*
„ *Bombay*	—	—	—	—	—	*3,62,624*	*93,403*	*79,326*	*2,45,264*	*1,20,579*
„ *Sind*	—	—	—	—	—	*15,447*	*23,805*	*1,77,358*	*49,439*	*56,947*
„ *Madras*	—	—	—	—	—	*49,033*	*38,151*	*51,306*	*51,322*	*46,471*
„ *Burma*	—	—	—	—	—	*13,154*	*9,925*	*13,389*	*21,173*	*29,061*
TOTAL	—	—	—	—	—	4,94,450	2,63,434	4,85,748	4,21,142	3,26,084

* Inclusive of furniture imported as baggage.

No. 10—*continued*

ARTICLES, AND COUNTRIES OF CONSIGNMENT; ALSO SHARE OF EACH PROVINCE	QUANTITY					VALUE				
	1932-33	1933-34	1934-35	1935-36	1936-37	1932-33	1933-34	1934-35	1935-36	1936-37
						R	R	R	R	R
Furniture and Cabinetware—* continued										
Furniture of other materials (other than *bedsteads*) (*III. G*)—										
United Kingdom (*including* Channel Islands)	—	—	—	—	—	2,78,125	5,89,862	6,09,928	10,10,877	9,26,036
Ceylon (*excluding* Maldives)	—	—	—	—	—	11,497	6,107	4,842	5,422	4,808
Straits Settlements	—	—	—	—	—	23,195	8,829	8,787	7,504	6,647
Other British Possessions	—	—	—	—	—	7,493	8,985	4,968	5,819	4,803
TOTAL BRITISH EMPIRE	—	—	—	—	—	3,20,310	6,13,783	6,28,525	10,29,622	9,41,294
Estonia	—	—	—	—	—	..	5,270	1,276	3,054	..
Poland (*including* Danzig)	—	—	—	—	—	368	2,921	10,065	8,846	15,766
Germany	—	—	—	—	—	42,577	48,059	41,496	22,982	22,417
Belgium	—	—	—	—	—	48,467	1,274	3,749	2,047	29,396
France	—	—	—	—	—	37,413	40,378	56,939	4,595	17,042
Italy (*including* Fiume)	—	—	—	—	—	2,260	5,861	8,792	14,525	734
Austria	—	—	—	—	—	127	1,917	13,322	5,846	3,602
Czechoslovakia	—	—	—	—	—	7,762	9,579	14,269	5,684	1,02,937
Japan	—	—	—	—	—	73,005	84,881	58,411	58,208	74,673
United States of America—										
Vid Atlantic Coast	—	—	—	—	—	28,718	30,099	37,732	1,01,459	79,992
„ Pacific „	—	—	—	—	—	1,524	159	192	2,071	4,505
Other Foreign Countries	—	—	—	—	—	10,356	5,332	8,121	6,519	7,493
TOTAL FOREIGN COUNTRIES	—	—	—	—	—	2,52,567	2,35,730	2,54,364	2,35,336	3,58,557
Share of Bengal	—	—	—	—	—	*1,19,509*	*1,01,838*	*1,78,604*	*3,18,068*	*3,70,230*
„ *Bombay*	—	—	—	—	—	*2,22,083*	*3,18,867*	*4,30,989*	*4,70,322*	*6,94,912*
„ *Sind*	—	—	—	—	—	*34,062*	*2,85,185*	*1,24,167*	*3,69,462*	*1,02,025*
„ *Madras*	—	—	—	—	—	*1,41,662*	*96,375*	*1,00,470*	*64,637*	*81,346*
„ *Burma*	—	—	—	—	—	*55,561*	*47,198*	*48,659*	*41,969*	*50,838*
TOTAL	—	—	—	—	—	5,72,877	8,49,463	8,82,889	12,64,958	12,99,851
Mouldings (*III. G*)—										
United Kingdom (*including* Channel Islands)	—	—	—	—	—	6,525	18,735	6,017	11,834	5,870
Other British Possessions	—	—	—	—	—	1,079	202	..	1,112	..
TOTAL BRITISH EMPIRE	—	—	—	—	—	7,604	18,937	6,017	12,946	5,870
Finland	—	—	—	—	—	10,063	27,844	29,156	25,494	10,405
Norway	—	—	—	—	—	65,250	50,968	32,801	49,428	42,378
Poland (*including* Danzig)	—	—	—	—	—	5,927	26,673	19,467	14,359	12,041
Germany	—	—	—	—	—	2,75,561	1,11,622	1,37,162	86,674	44,569
Belgium	—	—	—	—	—	46,001	26,773	78,921	1,05,884	1,20,381
Italy (*including* Fiume)	—	—	—	—	—	44,480	87,806	1,46,914	1,34,850	12,109
Japan	—	—	—	—	—	4,260	7,613	4,071	24,984	1,14,471
Other Foreign Countries	—	—	—	—	—	3,890	5,396	- 2,454	3,790	5,710
TOTAL FOREIGN COUNTRIES.	—	—	—	—	—	4,55,382	3,44,698	4,50,946	4,46,463	3,62,059

* Inclusive of furniture imported as baggage.

No. 10—*continued*

ARTICLES, AND COUNTRIES OF CONSIGNMENT; ALSO SHARE OF EACH PROVINCE	QUANTITY					VALUE				
	1932-33	1933-34	1934-35	1935-36	1936-37	1932-33	1933-34	1934-35	1935-36	1936-37
						R	R	R	R	R
Furniture and Cabinetware—* concluded										
Mouldings (III. G)—continued										
Share of Bengal	—	—	—	—	—	23,382	44,554	51,466	53,477	22,757
„ *Bombay*	—	—	—	—	—	1,55,385	1,52,404	1,48,523	1,72,974	1,11,756
„ *Sind*	—	—	—	—	—	34,512	36,171	34,679	34,910	27,203
„ *Madras*	—	—	—	—	—	2,07,697	1,21,967	2,18,186	1,87,749	1,99,337
„ *Burma*	—	—	—	—	—	7,110	18,539	4,004	10,299	6,348
TOTAL	—	—	—	—	—	4,68,986	3,63,635	4,56,968	4,59,409	3,67,929
Total of Furniture and Cabinetware—*										
United Kingdom (*including* Channel Islands)	—	—	—	—	—	6,26,384	8,83,847	10,61,296	13,55,130	11,09,358
Ceylon (*excluding* Maldives)	—	—	—	—	—	25,362	19,571	15,539	11,758	18,425
Straits Settlements	—	—	—	—	—	44,488	31,546	29,674	20,452	35,072
Hongkong	—	—	—	—	—	5,567	3,674	5,391	5,606	9,721
Commonwealth of Australia	—	—	—	—	—	5,871	3,822	1,152	2,012	1,015
Other British Possessions	—	—	—	—	—	3,368	5,329	5,116	4,227	1,657
TOTAL BRITISH EMPIRE	—	—	—	—	—	7,11,032	9,47,789	11,18,168	14,08,185	11,70,248
Finland	—	—	—	—	—	10,068	29,377	29,256	26,508	12,049
Estonia	—	—	—	—	—	24,242	11,152	15,942	32,691	42,287
Sweden	—	—	—	—	—	391	4,655	2,759	5,946	4,092
Norway	—	—	—	—	—	65,250	52,454	32,801	50,041	42,561
Poland (*including* Danzig)	—	—	—	—	—	28,778	62,180	91,343	96,640	76,771
Germany	—	—	—	—	—	2,38,106	1,69,544	1,87,776	1,34,572	81,965
Belgium	—	—	—	—	—	1,02,252	38,509	83,966	1,16,717	1,52,559
France	—	—	—	—	—	1,81,066	41,275	63,891	18,323	54,481
Italy (*including* Fiume)	—	—	—	—	—	54,947	94,993	1,58,644	1,51,224	14,494
Austria	—	—	—	—	—	11,912	12,826	19,303	11,841	6,927
Czechoslovakia	—	—	—	—	—	60,240	26,328	31,314	17,242	1,24,848
Japan	—	—	—	—	—	1,07,535	1,16,650	59,560	1,07,716	2,29,406
China (*exclusive* of Hongkong and Macao)	—	—	—	—	—	5,986	5,711	6,019	14,902	10,876
United States of America—*Vid* Atlantic Coast	—	—	—	—	—	69,223	62,560	76,678	1,35,005	1,14,696
„ Pacific „	—	—	—	—	—	1,818	10,431	1,445	3,305	4,528
Other Foreign Countries	—	—	—	—	—	11,968	11,229	7 903	6,690	9,116
TOTAL FOREIGN COUNTRIES	—	—	—	—	—	10,53,767	7,40,724	8,97,998	9,19,364	9,79,535
Share of Bengal	—	—	—	—	—	2,45,006	2,69,932	4,09,880	4,40,009	4,85,939
„ *Bombay*	—	—	—	—	—	8,52,079	6,47,738	7,39,968	9,54,659	9,77,997
„ *Sind*	—	—	—	—	—	1,10,882	3,53,400	3,68,227	4,85,995	2,05,240
„ *Madras*	—	—	—	—	—	4,43,436	2,96,111	3,98,518	3,36,626	3,54,613
„ *Burma*	—	—	—	—	—	1,13,399	1,21,331	99,557	1,10,260	1,25,998
TOTAL	—	—	—	—	—	17,64,802	16,88,513	20,16,166	23,27,549	21,49,783

* Inclusive of furniture imported as baggage.

No. 10—*continued*

ARTICLES, AND COUNTRIES OF CONSIGNMENT; ALSO SHARE OF EACH PROVINCE	Quantity					Value				
	1932-33	1933-34	1934-35	1935-36	1936-37	1932-33	1933-34	1934-35	1935-36	1936-37
						R	R	R	R	R
Gelatine (III. U)—	Cwts.	Cwts.	Cwts.	Cwts.	Cwts.					
United Kingdom (*including* Channel Islands)	184	204	135	212	62	25,170	27,133	19,605	26,901	8,843
Commonwealth of Australia	..	88	31	73	8	..	6,672	2,826	6,458	859
Other British Possessions	31	..	..	..	..	2,344	12	..	11	17
TOTAL BRITISH EMPIRE	213	287	166	285	70	27,514	33,817	21,831	33,370	9,718
Germany	79	27	51	178	139	7,445	1,952	5,038	13,981	10,070
Belgium	81	173	68	167	145	7,478	14,049	5,355	11,307	8,868
France	136	87	35	35	116	15,260	10,404	3,146	2,178	4,127
Switzerland	264	103	8	..	..	25,453	9,447	826	..	..
Italy (*including* Fiume)	57	17	10	20	..	7,480	1,642	961	2,087	..
Other Foreign Countries	89	20	24	42	132	2,876	1,797	1,809	4,020	4,187
TOTAL FOREIGN COUNTRIES	706	427	196	442	532	65,992	39,291	17,135	33,523	27,252
Share of Bengal	*180*	*126*	*68*	*189*	*193*	*11,196*	*10,121*	*5,184*	*16,423*	*12,936*
„ *Bombay*	*493*	*310*	*48*	*70*	..	*48,459*	*28,704*	*5,927*	*5,231*	..
„ *Sind*	*130*	*131*	*103*	*176*	*131*	*13,510*	*15,739*	*11,834*	*13,246*	*9,676*
„ *Madras*	*102*	*114*	*180*	*253*	*189*	*11,582*	*11,769*	*10,719*	*21,602*	*9,884*
„ *Burma*	*14*	*33*	*32*	*39*	*89*	*3,759*	*6,795*	*5,352*	*5,391*	*4,474*
TOTAL	919	714	362	727	602	93,506	78,108	38,966	66,893	36,970
Glass and Glassware—										
Bangles (III. H)—										
Hongkong	—	—	—	—	—	20,265	12,668	5	3,589	11,962
Other British Possessions	—	—	—	—	—	524	959	2,531	4,513	752
TOTAL BRITISH EMPIRE	—	—	—	—	—	20,789	13,627	2,536	8,102	12,714
Germany	—	—	—	—	—	30,480	43,912	37,117	1,33,980	47,291
Austria	—	—	—	—	—	4,777	..	18,424	1,319	..
Czechoslovakia	—	—	—	—	—	16,34,686	12,69,796	12,14,288	11,54,568	11,38,360
Japan	—	—	—	—	—	22,33,214	18,38,554	17,71,069	13,52,757	14,88,324
China (*exclusive* of Hongkong and Macao)	—	—	—	—	—	57,998	47,471	59,894	64,201	1,14,720
Other Foreign Countries	—	—	—	—	—	6,589	77	3,771	3,863	1,076
TOTAL FOREIGN COUNTRIES	—	—	—	—	—	39,67,744	26,99,810	31,04,563	27,10,683	27,89,780
Share of Bengal	—	—	—	—	—	*6,79,981*	*4,01,176*	*6,22,606*	*6,44,734*	*8,63,460*
„ *Bombay*	—	—	—	—	—	*28,21,982*	*20,11,420*	*21,59,711*	*16,52,896*	*17,34,159*
„ *Sind*	—	—	—	—	—	*4,866*	*6,065*	*14,609*	*15,848*	*18,288*
„ *Madras*	—	—	—	—	—	*4,58,630*	*2,59,976*	*2,87,304*	*3,82,736*	*3,70,355*
„ *Burma*	—	—	—	—	—	*23,094*	*34,801*	*22,369*	*22,573*	*15,622*
TOTAL	—	—	—	—	—	39,88,583	27,13,437	31,07,099	27,18,785	28,02,494
Beads and false pearls (III. H)—	Cwts.	Cwts.	Cwts.	Cwts.	Cwts.					
United Kingdom (*including* Channel Islands)	41	92	39	19	5	7,647	12,478	10,541	7,417	3,604
Other British Possessions	7	12	7	13	..	1,934	1,679	1,012	1,168	186
TOTAL BRITISH EMPIRE	48	104	46	32	5	9,581	14,157	11,553	8,585	3,790

No. 10—*continued*

ARTICLES AND COUNTRIES OF CONSIGNMENT; ALSO SHARE OF EACH PROVINCE	QUANTITY					VALUE				
	1932-33	1933-34	1934-35	1935-36	1936-37	1932-33	1933-34	1934-35	1935-36	1936-37
						R	R	R	R	R
Glass and Glassware—*continued*										
***Beads and false pearls (III. H)*—continued**	Cwts.	Cwts	Cwts.	Cwts.	Cwts.					
Germany	629	490	818	1,414	1,407	75,995	74,814	99,526	1,33,792	1,54,328
France	36	16	3	9	2	26,999	5,977	795	1,939	1,414
Spain	2	20	22	13	1	3,854	23,889	27,850	13,100	1,578
Italy (*including* Fiume)	3,211	3,137	4,788	4,641	2,301	1,70,936	1,80,857	2,60,348	2,33,138	1,37,526
Austria	376	280	528	133	49	49,525	33,674	48,332	12,007	2,903
Czechoslovakia	2,326	3,331	3,637	4,617	3,896	3,56,161	4,06,577	4,55,400	5,56,614	4,62,078
Japan	16,057	14,175	10,679	11,502	11,238	5,45,206	5,16,533	4,04,275	5,17,667	4,51,227
Other Foreign Countries	16	6	24	14	..	3,268	1,326	2,422	2,822	515
TOTAL FOREIGN COUNTRIES	22,653	21,455	20,499	23,343	18,894	12,30,959	13,33,647	12,98,948	15,31,079	12,11,569
Share of Bengal	*10,473*	*12,856*	*11,091*	*11,703*	*11,720*	*4,79,441*	*5,33,649*	*4,86,617*	*6,05,620*	*5,92,172*
„ *Bombay*	*10,737*	*6,972*	*7,351*	*8,495*	*4,782*	*5,75,611*	*5,04,944*	*5,69,310*	*6,47,688*	*3,81,567*
„ *Sind*	*444*	*546*	*799*	*674*	*776*	*64,476*	*1,03,338*	*1,14,925*	*1,21,180*	*1,03,919*
„ *Madras*	*782*	*881*	*834*	*1,397*	*1,299*	*79,670*	*92,301*	*77,485*	*1,14,483*	*1,09,367*
„ *Burma*	*265*	*334*	*470*	*296*	*321*	*41,542*	*57,532*	*53,059*	*40,693*	*27,785*
TOTAL	22,701	21,559	20,545	22,375	18,899	12,40,540	13,47,804	13,10,496	15,29,664	12,15,359
***Bottles and phials*—Soda water bottles (III. H)—**	Gross	Gross	Gross	Gross	Gross					
United Kingdom (*including* Channel Islands)	15,803	9,611	13,856	18,623	7,602	3,38,358	2,06,502	2,76,283	3,42,060	1,35,197
Other British Possessions	467	220	197	124	303	6,503	3,618	3,776	2,344	5,445
TOTAL BRITISH EMPIRE	16,270	9,831	14,053	18,747	7,905	3,44,861	2,10,120	2,82,059	3,44,404	1,40,642
Sweden	333	100	114	417	87	7,014	2,000	1,771	4,893	1,284
Germany	10,657	6,022	10,595	11,367	9,161	2,50,050	1,62,070	2,29,836	2,36,901	1,69,606
Netherlands	..	770	..	2	..	..	16,973	..	42	..
Czechoslovakia	120	..	276	..	88	3,369	..	6,878	..	2,225
Japan	1,287	1,602	2,651	19,567	15,232	29,993	29,154	47,467	2,25,715	2,30,860
Other Foreign Countries	53	149	40	27	17	1,485	2,748	398	479	862
TOTAL FOREIGN COUNTRIES	12,450	8,654	13,676	31,380	24,585	2,91,916	2,13,945	2,85,845	4,68,035	4,08,837
Share of Bengal	*4,503*	*2,242*	*2,200*	*4,065*	*6,837*	*1,04,804*	*49,055*	*44,692*	*75,503*	*1,01,923*
„ *Bombay*	*10,378*	*7,633*	*10,416*	*21,583*	*10,729*	*2,35,186*	*1,77,401*	*2,48,797*	*2,35,238*	*2,03,143*
„ *Sind*	*4,144*	*4,671*	*3,043*	*17,732*	*5,846*	*86,239*	*1,01,111*	*1,47,672*	*2,73,791*	*1,35,144*
„ *Madras*	*7,724*	*2,423*	*2,966*	*12,395*	*3,258*	*1,68,817*	*68,469*	*80,756*	*1,55,983*	*66,436*
„ *Burma*	*2,166*	*1,511*	*3,099*	*3,852*	*2,775*	*41,781*	*28,029*	*50,987*	*66,914*	*42,534*
TOTAL	28,720	18,485	27,729	50,127	32,490	6,36,777	4,24,065	5,67,904	8,12,429	5,44,479
Others (III. H)—	Gross	Gross	Gross	Gross	Gross					
United Kingdom (*including* Channel Islands)	13,780	13,675	21,890	29,102	20,391	1,01,352	92,916	1,41,867	1,88,389	1,08,988
Ceylon (*excluding* Maldives)	1,824	2,472	2,477	3,996	5,650	8,401	10,200	11,128	17,897	20,805
Straits Settlements	14,228	12,123	14,204	12,321	9,220	46,589	45,188	41,842	34,074	20,558
Other British Possessions	490	1,807	1,995	2,101	1,349	2,238	3,217	3,406	2,414	1,636
TOTAL BRITISH EMPIRE	30,317	30,077	40,566	47,521	36,010	1,58,580	1,51,516	1,98,243	1,92,774	1,51,482
Sweden	6,988	14,479	14,811	15,527	8,154	74,914	1,77,681	1,79,941	1,73,984	92,137
Germany	59,296	49,948	91,056	65,845	72,493	3,73,799	3,27,317	3,41,812	4,58,601	3,74,043
Belgium	355	108	566	278	1,523	1,914	1,875	9,265	4,047	17,212
France	120	143	480	848	392	2,573	2,526	5,418	6,040	3,738
Czechoslovakia	686	1,229	860	1,180	72	10,875	12,421	8,235	16,065	1,962
Japan	681,955	670,151	65,341	854,724	691,857	11,64,528	9,97,183	11,57,466	13,52,424	11,51,794
United States of America—Pnd Atlantic Coast	1,087	1,278	1,594	2,141	1,311	11,735	10,474	7,002	8,059	12,911
„ Pacific „	..	1	3	1	..	..	2	18	11	..
Other Foreign Countries	816	488	1,720	1,429	857	4,698	4,645	7,008	8,087	6,041
TOTAL FOREIGN COUNTRIES	750,781	737,820	761,401	941,918	776,659	16,45,086	15,34,124	17,16,160	20,18,218	16,59,888

No. 10—*continued*

ARTICLES, AND COUNTRIES OF CONSIGNMENT; ALSO SHARE OF EACH PROVINCE	QUANTITY					VALUE				
	1932-33	1933-34	1934-35	1935-36	1936-37	1932-33	1933-34	1934-35	1935-36	1936-37
Glass and Glassware—*continued*										
***Bottles and phials*—continued**						R	R	R	R	R
Others (III. H)—*continued*	Gross	Gross	Gross	Gross	Gross					
Share of Bengal	*321,795*	*290,092*	*276,671*	*416,705*	*354,176*	*6,31,813*	*5,26,012*	*6,01,963*	*8,60,919*	*5,89,228*
„ *Bombay*	*338,718*	*284,761*	*295,166*	*301,753*	*216,077*	*7,35,661*	*6,11,933*	*6,10,372*	*6,32,035*	*5,46,832*
„ *Sind*	*44,105*	*95,140*	*97,738*	*135,671*	*96,896*	*2,08,453*	*3,02,178*	*3,91,052*	*4,06,504*	*3,41,860*
„ *Madras*	*34,454*	*60,388*	*84,343*	*76,443*	*87,672*	*1,46,302*	*1,79,685*	*2,23,507*	*2,08,436*	*2,15,931*
„ *Burma*	*42,026*	*37,521*	*49,059*	*61,367*	*53,919*	*81,387*	*65,832*	*87,504*	*1,03,048*	*1,17,269*
TOTAL	781,098	767,897	801,967	989,439	813,269	18,03,616	16,85,640	19,14,403	22,10,992	18,11,320
***Total of Bottles and phials*—**	Gross	Gross	Gross	Gross	Gross					
United Kingdom (*including* Channal Islands)	29,583	23,286	35,746	47,726	27,998	4,39,710	2,99,418	4,20,150	4,80,449	2,44,180
Ceylon (*excluding* Maldives)	1,914	2,481	2,483	4,000	5,658	8,994	10,288	11,285	17,955	20,452
Straits Settlements	14,498	12,127	14,204	12,348	9,227	49,042	45,260	41,842	34,614	20,708
Hongkong	486	1,877	2,029	2,188	1,511	4,054	5,871	5,964	4,020	6,318
Other British Possessions	196	127	157	6	26	1,641	799	1,061	140	476
TOTAL BRITISH EMPIRE	46,587	39,908	54,619	66,268	44,515	5,03,441	3,61,636	4,80,302	5,37,178	2,92,124
Sweden	7,301	14,579	14,925	15,944	8,241	81,928	1,79,681	1,81,713	1,78,882	93,421
Germany	69,953	55,981	101,651	77,212	81,654	6,23,849	4,00,387	5,71,648	6,90,502	5,43,649
Netherlands	56	1,009	272	422	157	887	19,949	2,884	1,237	2,175
Belgium	257	240	601	278	1,523	1,951	4,184	19,530	4,047	17,212
France	120	148	430	843	892	2,573	2,527	5,418	6,040	8,738
Czechoslovakia	806	1,229	1,156	1,130	160	14,244	12,421	14,613	16,965	4,187
Japan	683,240	671,753	652,992	874,291	707,089	11,94,526	10,26,337	12,04,933	15,78,139	13,82,154
United States of America—										
Vid Atlantic Coast	1,087	1,274	1,594	2,141	1,311	11,735	10,492	7,002	8,059	12,911
„ Pacific „	..	1	3	1	..	..	2	18	11	..
Other Foreign Countries	311	265	1,453	1,036	717	5,309	2,089	4,346	2,371	4,228
TOTAL FOREIGN COUNTRIES	763,231	746,474	775,077	973,298	801,244	19,36,952	17,48,069	20,02,005	24,86,253	20,63,675
Share of Bengal	*326,303*	*292,334*	*277,871*	*420,770*	*361,062*	*7,36,617*	*5,75,067*	*6,46,660*	*9,36,427*	*6,91,151*
„ *Bombay*	*343,896*	*292,394*	*305,582*	*313,336*	*226,303*	*9,70,797*	*7,89,334*	*8,54,169*	*8,67,323*	*7,54,975*
„ *Sind*	*48,249*	*99,811*	*105,776*	*153,403*	*105,372*	*2,94,692*	*4,03,289*	*5,38,724*	*6,85,295*	*4,68,704*
„ *Madras*	*42,178*	*62,811*	*88,309*	*86,338*	*90,628*	*3,15,119*	*2,48,154*	*3,04,263*	*3,64,424*	*2,32,366*
„ *Burma*	*44,193*	*39,033*	*52,158*	*66,719*	*61,694*	*1,23,168*	*93,861*	*1,38,491*	*1,69,962*	*1,60,603*
TOTAL	809,818	786,382	829,696	1,039,566	845,759	24,40,393	21,09,705	24,82,307	30,23,431	23,55,799
***gunnels, globes and glass parts of lamps (III. H)*—**										
United Kingdom (*including* Channal Islands)	—	—	—	—	—	22,757	20,860	19,423	17,220	26,575
Other British Possessions	—	—	—	—	—	830	1,186	66	339	890
TOTAL BRITISH EMPIRE	—	—	—	—	—	23,587	22,046	19,489	17,559	27,465
Germany	—	—	—	—	—	3,58,890	2,20,603	2,58,704	2,72,494	2,78,546
Belgium	—	—	—	—	—	24,073	16,513	13,888	14,979	10,863
Italy (*including* Fiume)	—	—	—	—	—	2,754	1,982	5,379	3,492	797
Austria	—	—	—	—	—	61,941	76,895	1,00,673	52,623	42,518
Czechoslovakia	—	—	—	—	—	94,228	84,777	47,404	70,874	97,950
Japan	—	—	—	—	—	97,909	1,05,937	1,05,020	1,32,371	1,12,846
United States of America—										
Vid Atlantic Coast	—	—	—	—	—	2,667	19,676	16,643	30,476	27,915
„ Pacific „	—	—	—	—	—	..	..	..	3	..
Other Foreign Countries	—	—	—	—	—	1,862	6,365	5,274	3,854	6,730
TOTAL FOREIGN COUNTRIES	—	—	—	—	—	6,43,824	4,82,748	5,52,480	5,80,666	5,78,165

No. 10—*continued*

ARTICLES, AND COUNTRIES OF CONSIGNMENT; ALSO SHARE OF EACH PROVINCE	Quantity					Value				
	1932-33	1933-34	1934-35	1935-36	1936-37	1932-33	1933-34	1934-35	1935-36	1936-37
						R	R	R	R	R
Glass and Glassware—continued										
Funnels, globes and glass parts of lamps (III. H)—continued										
Share of Bengal	—	—	—	—	—	*1,65,050*	*79,494*	*37,937*	*1,22,466*	*95,543*
„ *Bombay*	—	—	—	—	—	*2,14,262*	*1,73,951*	*2,33,678*	*2,46,105*	*2,51,525*
„ *Sind*	—	—	—	—	—	*78,474*	*67,158*	*72,817*	*75,706*	*85,629*
„ *Madras*	—	—	—	—	—	*1,94,785*	*1,30,786*	*95,218*	*90,337*	*84,919*
„ *Burma*	—	—	—	—	—	*74,840*	*63,413*	*72,265*	*67,113*	*88,014*
TOTAL	—	—	—	—	—	6,67,411	5,04,794	5,71,969	5,98,225	6,05,630
Scientific glassware (III. H)—										
United Kingdom (*including* Channel Islands)	—	—	—	—	—	35,985	37,731	31,639	18,600	26,803
Other British Possessions	—	—	—	—	—	..	123	28	36	22
TOTAL BRITISH EMPIRE	—	—	—	—	—	35,985	37,854	31,667	18,636	26,825
Germany	—	—	—	—	—	85,351	61,342	43,539	39,010	72,459
Japan	—	—	—	—	—	12,308	14,177	14,837	12,085	22,808
Other Foreign Countries	—	—	—	—	—	4,574	2,282	2,282	2,255	2,342
TOTAL FOREIGN COUNTRIES	—	—	—	—	—	1,02,233	77,801	60,658	53,350	1,14,609
Share of Bengal	—	—	—	—	—	*21,638*	*7,336*	*7,954*	*3,419*	*3,799*
„ *Bombay*	—	—	—	—	—	*43,933*	*54,853*	*27,724*	*25,071*	*64,578*
„ *Sind*	—	—	—	—	—	*36,215*	*10,781*	*137*	..	*20,756*
„ *Madras*	—	—	—	—	—	*25,796*	*37,510*	*50,072*	*35,931*	*52,449*
„ *Burma*	—	—	—	—	—	*9,938*	*5,225*	*6,438*	*7,565*	*[9,869*
TOTAL	—	—	—	—	—	1,38,218	1,15,655	92,325	71,986	1,51,434
Sheet and plate (III. H)—	Sqr. feet	Sqr. feet	Sqr. feet	Sqr. feet	Sqr. feet					
United Kingdom (*including* Channel Islands)	943,283	794,593	777,821	710,166	530,993	3,05,617	2,80,670	3,14,922	3,02,881	2,56,226
Other British Possessions	1,095	3	53,800	6,502	..	192	6	2,280	524	..
TOTAL BRITISH EMPIRE	944,378	794,596	831,621	716,668	530,993	3,05,809	2,80,676	3,17,202	3,02,905	2,56,226
Germany	968,291	706,362	461,382	1,277,637	818,190	1,44,385	79,156	95,202	1,66,346	1,15,770
Netherlands	101,271	197,182	9,431	28,541	40,340	1,13,842	80,719	12,037	27,236	19,164
Belgium	11,504,194	6,386,785	9,223,848	13,741,674	11,520,874	13,77,367	9,90,188	11,69,372	12,98,766	11,63,254
France	130,652	212,708	12,296	27,997	6,405	20,201	28,343	3,844	3,755	2,765
Czechoslovakia	688,244	997,218	668,049	1,645,192	928,636	1,12,767	1,09,140	80,569	1,03,020	96,462
Japan	4,277,660	10,249,200	13,541,786	13,479,366	13,459,193	2,35,895	5,53,853	6,85,095	5,22,642	4,77,229
Other Foreign Countries	4,860	46,085	15,542	978	27,390	975	2,211	4,684	736	2,898
TOTAL FOREIGN COUNTRIES	17,675,172	18,745,540	23,932,333	30,201,385	26,801,028	20,05,432	18,43,610	20,50,867	21,30,301	18,77,542
Share of Bengal	*5,196,923*	*6,327,142*	*7,837,051*	*10,640,325*	*8,166,395*	*5,35,150*	*5,62,628*	*6,18,856*	*6,44,231*	*5,76,366*
„ *Bombay*	*[6,309,513*	*5,826,135*	*7,154,028*	*8,455,395*	*7,600,260*	*3,49,206*	*7,89,446*	*8,3[,927*	*8,52,330*	*7,23,271*
„ *Sind*	*1,673,425*	*2,046,281*	*3,144,541*	*3,898,672*	*4,173,776*	*2,84,317*	*2,89,926*	*3,41,364*	*3,65,068*	*3,19,208*
„ *Madras*	*3,850,568*	*3,881,837*	*5,022,491*	*5,437,187*	*5,259,162*	*4,18,050*	*3,79,313*	*4,33,758*	*3,85,935*	*3,48,353*
„ *Burma*	*1,589,121*	*1,458,741*	*1,605,843*	*2,486,474*	*2,132,438*	*2,24,518*	*1,52,474*	*1,48,164*	*1,35,642*	*1,66,070*
TOTAL { Sqr. feet / =cwts.	18,619,550 =216,855	19,540,136 =220,703	24,763,954 =278,654	30,918,053 =337,210	27,332,021 =308,221	} 23,11,241	21,24,186	23,68,069	24,33,206	21,33,768
Tableware including *decanters, tumblers, etc. (III. H)*—										
United Kingdom (*including*) Channel Islands)	—	—	—	—	—	32,608	33,369	47,286	30,652	31,470
Other British Possessions	—	—	—	—	—	150	1,040	80	294	362
TOTAL BRITISH EMPIRE	—	—	—	—	—	32,758	[34,409	47,366	30,926	31,832

No. 10—*continued*

ARTICLES, AND COUNTRIES OF CONSIGNMENT; ALSO SHARE OF EACH PROVINCE	Quantity					Value				
	1932-33	1933-34	1934-35	1935-36	1936-37	1932-33	1933-34	1934-35	1935-36	1936-37
						R	R	R	R	R
Glass and Glassware—*continued*										
Tableware (including *decanters, tumblers, etc.* (*III. H*)—continued										
Sweden	—	—	—	—	—	2,482	5,170	2,975	1,873	293
Germany	—	—	—	—	—	42,600	30,285	23,133	23,045	40,462
Belgium	—	—	—	—	—	24,712	16,295	11,746	9,767	9,226
Italy (*including* Fiume)	—	—	—	—	—	7,057	16,964	63	1,536	86
Austria	—	—	—	—	—	504	2,959	1,181	5,426	6,598
Czechoslovakia	—	—	—	—	—	9,034	8,761	13,694	5,347	8,978
Japan	—	—	—	—	—	4,17,734	4,06,135	4,44,461	3,76,068	3,52,068
China (*exclusive* of Hongkong and Macao)	—	—	—	—	—	..	227	6,043	5	..
Other Foreign Countries	—	—	—	—	—	2,803	4,887	3,542	2,225	1,984
TOTAL FOREIGN COUNTRIES	—	—	—	—	—	5,06,936	4,91,183	5,06,883	4,25,892	4,19,695
Share of Bengal	—	—	—	—	—	*22,427*	*48,023*	*55,354*	*45,638*	*34,504*
„ *Bombay*	—	—	—	—	—	*1,67,929*	*1,36,328*	*1,49,920*	*1,15,065*	*1,35,166*
„ *Sind*	—	—	—	—	—	*94,182*	*1,48,481*	*1,01,335*	*74,194*	*76,471*
„ *Madras*	—	—	—	—	—	*93,060*	*46,802*	*76,028*	*51,649*	*42,260*
„ *Burma*	—	—	—	—	—	*1,62,096*	*1,45,908*	*1,71,567*	*1,70,272*	*1,13,136*
TOTAL	—	—	—	—	—	5,39,694	5,25,542	5,54,204	4,56,818	4,51,527
Other Glassware (*III. H*)—										
United Kingdom (*including* Channel Islands)	—	—	—	—	—	3,56,613	4,00,812	3,39,706	4,29,053	4,01,659
Straits Settlements	—	—	—	—	—	6,974	4,253	2,191	2,041	1,856
Hongkong	—	—	—	—	—	3,620	2,247	2,115	6,852	3,567
Other British Possessions	—	—	—	—	—	3,979	2,398	2,186	2,513	1,952
TOTAL BRITISH EMPIRE	—	—	—	—	—	3,71,186	4,09,710	3,96,198	4,40,459	4,08,534
Sweden	—	—	—	—	—	5,944	7,699	8,949	14,431	16,371
Germany	—	—	—	—	—	4,10,569	3,43,839	2,64,643	3,37,036	3,19,952
Netherlands	—	—	—	—	—	1,955	8,145	6,720	43,961	46,856
Belgium	—	—	—	—	—	75,053	47,434	50,084	34,526	49,772
France	—	—	—	—	—	53,932	27,159	27,816	18,038	14,724
Switzerland	—	—	—	—	—	11,054	395	1,575	4,651	8,194
Italy (*including* Fiume)	—	—	—	—	—	28,845	28,995	24,790	16,237	3,471
Austria	—	—	—	—	—	37,873	43,224	40,419	31,451	61,559
Czechoslovakia	—	—	—	—	—	68,516	68,713	95,794	1,07,610	1,63,165
Japan	—	—	—	—	—	18,08,447	17,89,539	18,19,588	20,25,042	19,41,669
China (*exclusive* of Hongkong and Macao)	—	—	—	—	—	13,027	13,420	11,790	16,101	9,191
United States of America—*Vid* Atlantic Coast	—	—	—	—	—	34,907	29,007	20,201	18,397	27,081
„ Pacific „	—	—	—	—	—	125	244	445	985	238
Other Foreign Countries	—	—	—	—	—	463	9,698	955	2,985	4,940
TOTAL FOREIGN COUNTRIES	—	—	—	—	—	25,49,710	23,62,511	23,73,769	26,67,351	26,67,183
Share of Bengal	—	—	—	—	—	*12,37,050*	*13,17,085*	*12,21,069*	*14,35,207*	*13,79,726*
„ *Bombay*	—	—	—	—	—	*13,34,767*	*10,34,400*	*10,64,032*	*10,46,420*	*9,18,993*
„ *Sind*	—	—	—	—	—	*89,466*	*1,12,018*	*1,44,897*	*1,86,072*	*1,68,508*
„ *Madras*	—	—	—	—	—	*1,98,849*	*1,71,726*	*2,83,411*	*3,11,055*	*3,96,911*
„ *Burma*	—	—	—	—	—	*70,776*	*86,992*	*56,558*	*79,056*	*2,11,579*
TOTAL	—	—	—	—	—	29,20,896	27,72,221	27,69,967	31,07,810	30,75,717
Total of Glass and Glassware—										
United Kingdom (*including* Channel Islands)	—	—	—	—	—	12,00,951	10,86,084	12,35,178	12,86,293	10,00,952
Ceylon (*excluding* Maldives)	—	—	—	—	—	13,235	12,067	12,753	21,053	21,247
Straits Settlements	—	—	—	—	—	56,730	51,162	45,091	41,118	22,552
Hongkong	—	—	—	—	—	29,321	21,899	10,964	15,010	22,257

No. 10—*continued*

ARTICLES, AND COUNTRIES OF CONSIGNMENT; ALSO SHARE OF EACH PROVINCE	Quantity					Value				
	1932-33	1933-34	1934-35	1935-36	1936-37	1932-33	1933-34	1934-35	1935-36	1936-37
						Rs	Rs	Rs	Rs	Rs
Glass and Glassware—*concluded*										
Total of Glass and Glassware—continued										
Other British Possessions	—	—	—	—	—	2,899	2,963	2,327	877	2,503
TOTAL BRITISH EMPIRE	—	—	—	—	—	13,03,136	11,74,115	13,06,313	13,64,350	10,69,510
Sweden	—	—	—	—	—	90,370	1,93,152	1,96,205	1,95,724	1,10,534
Norway	—	—	—	—	—	364	263	5,154	1,268	1,352
Germany	—	—	—	—	—	17,73,119	13,44,288	13,93,592	13,46,805	15,72,457
Netherlands	—	—	—	—	—	1,19,010	1,16,151	23,557	74,743	71,016
Belgium	—	—	—	—	—	15,03,159	10,74,895	13,54,693	13,66,604	12,54,279
France	—	—	—	—	—	1,06,058	64,522	40,998	35,459	23,824
Spain	—	—	—	—	—	3,854	27,397	28,501	13,404	1,578
Switzerland	—	—	—	—	—	12,326	410	1,575	6,095	5,767
Italy (*including* Fiume)	—	—	—	—	—	2,17,263	2,29,917	2,94,623	2,54,564	1,43,142
Austria	—	—	—	—	—	1,55,387	1,57,300	2,09,750	1,03,083	1,15,131
Czechoslovakia	—	—	—	—	—	22,89,656	19,95,454	19,21,773	20,15,393	19,71,960
Japan	—	—	—	—	—	65,45,239	57,01,065	64,49,278	65,17,571	62,38,325
China (*exclusive of* Hongkong and Macão)	—	—	—	—	—	71,288	64,858	80,030	80,922	1,26,762
United States of America—Vid Atlantic Coast	—	—	—	—	—	52,736	60,190	45,395	54,948	71,897
„ Pacific „	—	—	—	—	—	155	252	473	1,004	846
Other Foreign Countries	—	—	—	—	—	3,906	9,645	4,536	5,988	11,148
TOTAL FOREIGN COUNTRIES	—	—	—	—	—	1,29,43,790	1,10,39,329	1,19,50,123	1,25,75,575	1,17,22,218
Share of Bengal	—	—	—	—	—	*38,07,404*	*35,79,468*	*37,51,113*	*44,87,741*	*40,36,820*
„ *Bombay*	—	—	—	—	—	*69,78,307*	*54,94,676*	*58,90,471*	*54,50,398*	*50,14,216*
„ *Sind*	—	—	—	—	—	*9,47,286*	*11,41,539*	*13,27,903*	*15,21,363*	*12,59,553*
„ *Madras*	—	—	—	—	—	*17,83,959*	*13,57,565*	*16,07,533*	*17,37,043*	*16,88,470*
„ *Burma*	—	—	—	—	—	*7,29,970*	*6,46,246*	*6,79,611*	*7,42,375*	*7,92,669*
TOTAL	—	—	—	—	—	1,42,46,926	1,22,13,444	1,32,56,436	1,39,39,925	1,27,91,728
Glue (III, U)—	Cwts.	Cwts.	Cwts.	Cwts.	Cwts.					
United Kingdom (*including* Channel Islands)	4,343	4,442	4,475	7,460	8,167	1,01,016	96,018	90,010	1,49,226	1,42,053
Other British Possessions	9	94	315	30	11	451	2,551	5,468	1,006	342
TOTAL BRITISH EMPIRE	4,352	4,536	4,790	7,490	8,178	1,01,467	98,569	95,478	1,50,232	1,42,395
U. S. S. R.—										
Northern	223	660	371	..	..	3,819	10,177	5,464	..	..
Southern	30	129	..	..	..	603	2,325	..	..	..
Sweden	1,223	1,909	1,893	1,210	410	29,375	54,512	38,170	23,238	8,424
Poland (*including* Dansig)	..	..	..	..	1,201	..	..	..	..	17,529
Germany	3,313	3,040	337	290	85	63,830	54,698	16,647	10,107	2,793
Netherlands	499	358	187	241	334	12,832	8,223	4,157	4,338	6,176
Belgium	2,783	2,851	2,266	2,201	3,735	1,46,274	1,36,119	99,973	89,996	1,55,205
France	156	200	81	240	133	4,619	7,996	3,913	7,675	6,300
Italy (*including* Fiume)	..	58	390	346	10	2	1,587	6,670	5,600	415
Austria	53	263	933	751	293	1,026	5,556	14,486	11,691	5,783
Hungary	255	380	1,740	2,923	1,402	6,150	6,870	26,568	42,569	21,980
Yugo-Slavia (Kingdom of the Serbs, Croats and Slovenes)	..	..	120	1,169	810	..	..	1,949	18,012	13,511
Japan	4,060	4,869	2,249	3,140	2,462	1,27,350	1,32,188	61,562	92,499	69,159
China (*exclusive* of Hongkong and Macão)	146	50	212	306	356	4,922	1,586	5,388	7,728	8,761
United States of America—Vid Atlantic Coast	63	106	45	73	96	7,247	9,636	3,273	6,422	4,645
„ Pacific „	..	..	..	..	..	..	50	..	..	9
Other Foreign Countries	65	200	190	236	142	1,752	4,651	3,759	3,750	2,786
TOTAL FOREIGN COUNTRIES	12,778	15,078	11,514	13,126	11,469	4,10,801	4,36,174	2,56,499	3,23,020	3,26,824

No. 10—*continued*

ARTICLES, AND COUNTRIES OF CONSIGNMENT; ALSO SHARE OF EACH PROVINCE	QUANTITY					VALUE				
	1932-33	1933-34	1934-35	1935-36	1936-37	1932-33	1933-34	1934-35	1935-36	1936-37
GUM (III. U)—*continued*	Cwts.	Cwts.	Cwts.	Cwts.	Cwts.	Rs	Rs	Rs	Rs	Rs
Share of Bengal	*4,337*	*5,396*	*3,553*	*5,834*	*6,178*	*1,73,877*	*1,84,694*	*1,04,574*	*1,62,922*	*1,67,311*
„ *Bombay*	*5,776*	*6,496*	*6,674*	*7,147*	*5,959*	*1,44,936*	*1,91,031*	*1,39,219*	*1,46,906*	*1,36,140*
„ *Sind*	*1,660*	*1,280*	*1,600*	*2,219*	*2,073*	*33,320*	*24,299*	*27,587*	*40,335*	*34,370*
„ *Madras*	*3,044*	*2,947*	*3,153*	*3,244*	*3,559*	*94,899*	*87,161*	*67,989*	*70,730*	*79,752*
„ *Burma*	*2,333*	*1,590*	*1,325*	*2,172*	*1,878*	*64,736*	*47,553*	*42,608*	*52,959*	*52,648*
TOTAL	17,150	19,609	16,304	20,616	19,647	5,11,768	5,34,743	3,81,977	4,73,852	4,70,721
Grain, Pulse and Flour—	Tons	Tons	Tons	Tons	Tons					
Barley (I. C)—										
Bahrein Islands	..	..	..	..	45	..	..	..	..	5,960
Other British Possessions	..	9	..	2	1	566	1,310	478	392	527
TOTAL BRITISH EMPIRE	..	9	..	2	46	566	1,310	478	392	6,487
Native States in Arabia *other than* Muskat Territory and Trucial Oman	..	..	..	..	363	..	..	..	..	48,524
Iraq	..	4,487	821	2,240	1,415	..	4,34,807	1,02,698	2,17,672	1,50,543
Iran	..	117	..	1,615	642	..	9,150	..	1,58,280	68,718
Other Foreign Countries	11	11	10	28	5	1,681	1,526	1,584	4,045	596
TOTAL FOREIGN COUNTRIES	11	4,615	831	3,883	2,425	1,681	4,45,483	1,04,282	3,79,997	2,68,381
Share of Bengal	..	*2*	..	*2*	..	..	*248*	..	*52*	..
„ *Bombay*	*3*	*3,363*	*831*	*3,756*	*2,417*	*648*	*3,45,399*	*1,04,282*	*3,70,506*	*2,69,861*
„ *Sind*	*8*	*745*	..	*127*	*53*	*1,133*	*59,838*	..	*9,491*	*4,515*
„ *Madras*	..	*8*	..	..	..	*50*	*765*	*7*	..	..
„ *Burma*	..	*1*	..	..	*1*	*516*	*543*	*471*	*340*	*493*
TOTAL	11	4,624	831	3,885	2,471	2,247	4,46,793	1,04,760	3,80,389	2,74,868
Beans (dry) (*I. C*)—	Tons	Tons	Tons	Tons	Tons					
Ceylon (*excluding* Maldives)	75	..	3	3	22	9,322	..	516	308	3,437
Straits Settlements	66	150	152	131	160	9,724	19,024	19,826	18,448	19,426
Hongkong	912	488	500	239	366	1,50,648	85,265	74,547	47,310	69,121
Other British Possessions	23	11	6	9	7	5,856	3,926	1,804	3,262	1,954
TOTAL BRITISH EMPIRE	1,076	649	661	382	555	1,75,550	1,08,215	96,693	69,328	93,938
Iraq	340	73	119	7	6	53,365	14,575	22,714	1,275	773
Java	126	138	..	..	153	13,182	12,999	..	..	16,208
French Indo-China	..	138	..	..	11	..	11,060	..	..	1,540
China (*exclusive* of Hongkong and Macão)	794	115	92	194	307	1,12,124	12,252	8,961	22,881	40,193
Portuguese East Africa	45	10	38	..	..	7,000	1,650	5,365	75	..
Other Foreign Countries	22	82	2	..	12	4,581	9,212	1,879	479	2,339
TOTAL FOREIGN COUNTRIES	1,327	551	251	201	489	1,90,252	61,748	38,919	24,710	61,052
Share of Bengal	*43*	*103*	*6*	*50*	*144*	*7,282*	*11,273*	*1,012*	*7,637*	*20,667*
„ *Bombay*	*1,660*	*243*	*197*	*15*	*6*	*2,42,564*	*37,648*	*34,355*	*4,553*	*1,738*
„ *Sind*	*2*	*4*	*30*	*1*	*32*	*1,202*	*1,518*	*3,757*	*327*	*10,260*
„ *Madras*	*274*	*393*	*8*	*2*	*335*	*32,097*	*35,409*	*950*	*158*	*37,347*
„ *Burma*	*419*	*455*	*671*	*515*	*477*	*83,657*	*84,115*	*95,538*	*81,163*	*84,984*
TOTAL	2,403	1,200	912	583	1,044	3,65,802	1,69,963	1,35,612	94,038	1,54,990
Gram (*I. C*)—	Tons	Tons	Tons	Tons	Tons					
Ceylon (*excluding* Maldives)	4	..	6	3	135	388	16	562	293	15,089
Other British Possessions	25	10	..	11	5	3,476	1,107	34	1,035	465
TOTAL BRITISH EMPIRE	29	10	6	14	130	3,864	1,123	596	1,328	15,554
Iraq	..	12	104	108	23	..	1,123	11,997	14,044	3,164
Other Foreign Countries	..	15	..	..	32	82	1,675	24	3	2,593
TOTAL FOREIGN COUNTRIES	..	27	104	108	58	82	2,707	12,021	14,047	5,757

No. 10—*continued*

ARTICLES, AND COUNTRIES OF CONSIGNMENT; ALSO SHARE OF EACH PROVINCE	QUANTITY					VALUE				
	1932-33	1933-34	1934-35	1935-36	1936-37	1932-33	1933-34	1934-35	1935-36	1936-37
						R	R	R	R	R
Grain, Pulse and Flour—*continued*	Tons	Tons	Tons	Tons	Tons					
***Grams (I. C)*—continued**										
Share of Bengal	20	25	..	4	..	2,936	2,750	..	436	..
" *Bombay*	..	12	72	62	26	52	1,147	9,119	10,246	3,164
" *Sind*	..	..	32	48	2	..	..	2,602	3,366	137
" *Madras*	9	..	6	3	155	918	4	551	293	17,646
" *Burma*	..	..	..	11	5	..	19	46	1,030	466
TOTAL	29	37	110	122	188	3,946	3,920	12,617	15,375	21,311
***Jowar and Bajra (I. C)*—**	Tons	Tons	Tons	Tons	Tons					
Aden and Dependencies	..	38	..	..	..	..	5,620	..	..	..
Other British Possessions	1	..	..	..	..	100	4	..	..	..
TOTAL BRITISH EMPIRE	1	38	..	..	..	100	5,624	..	..	..
Iraq	73	700	767	196	685	7,900	57,189	65,801	15,703	47,106
Other Foreign Countries	..	..	..	35	..	..	..	..	2,820	..
TOTAL FOREIGN COUNTRIES	73	700	767	231	685	7,900	57,189	65,801	18,523	47,106
Share of Bombay	74	95	390	64	..	8,000	9,224	49,356	5,780	..
" *Sind*	..	643	377	167	685	..	53,589	25,447	12,743	47,106
TOTAL	74	738	767	231	685	8,000	62,813	65,801	18,523	47,106
***Pulse (I. C)*—**	Tons	Tons	Tons	Tons	Tons					
Aden and Dependencies	105	240	16	3	9	10,812	29,679	1,395	330	848
Bahrein Islands	..	22	2	..	6	..	12,009	576	..	1,120
Ceylon (*excluding* Maldives)	170	543	510	50	3	16,237	50,101	43,095	9,192	277
Straits Settlements	117	92	116	107	156	17,422	11,961	14,243	16,144	21,369
Hongkong	590	546	892	187	1,082	79,589	55,990	1,09,254	24,461	1,46,857
Commonwealth of Australia	84	126	117	147	204	22,557	31,940	22,228	28,209	38,005
Other British Possessions	27	15	34	25	20	3,775	4,154	5,825	5,087	3,532
TOTAL BRITISH EMPIRE	1,093	1,547	1,688	519	1,480	1,50,392	1,95,834	1,96,816	83,473	2,12,108
Iraq	2,189	5,351	5,759	4,964	4,012	2,77,143	6,41,666	7,36,045	5,40,728	4,49,516
Iran	51	38	19	20	1	5,109	4,536	3,915	2,354	130
Java	1	250	108	42	1	362	22,988	12,600	4,970	70
Siam	..	48	1,129	54	515	..	4,834	93,247	5,025	45,987
French Indo-China	..	113	238	..	..	..	9,480	20,280	..	..
China (*exclusive* of Hongkong and Macao)	1,452	3,170	1,763	2,285	2,269	1,99,144	3,77,208	1,93,891	2,83,181	2,93,930
Other Foreign Countries	4	91	55	64	68	932	11,567	6,813	8,346	8,036
TOTAL FOREIGN COUNTRIES	3,627	9,061	9,066	7,379	6,866	4,82,690	10,72,364	10,66,794	8,45,123	7,98,269

No. 10—*continued*

ARTICLES, AND COUNTRIES OF CONSIGNMENT; ALSO SHARE OF EACH PROVINCE	Quantity					Value				
	1932-33	1933-34	1934-35	1935-36	1936-37	1932-33	1933-34	1934-35	1935-36	1936-37
Grain, Pulse and Flour—*continued*						R	R	R	R	R
***Pulse (I. C)*—continued**	Tons	Tons	Tons	Tons	Tons					
Share of Bengal	*350*	*292*	*76*	*69*	*93*	*46,240*	*33,975*	*11,229*	*12,407*	*13,732*
„ *Bombay*	*2,777*	*6,952*	*5,482*	*5,803*	*5,692*	*3,34,879*	*8,91,662*	*8,66,360*	*7,03,856*	*7,37,773*
„ *Sind*	*1,367*	*2,572*	*2,093*	*1,794*	*1,924*	*1,68,051*	*2,36,920*	*2,03,225*	*1,80,261*	*1,95,700*
„ *Madras*	*196*	*1,027*	*2,026*	*149*	*558*	*19,946*	*96,542*	*1,72,691*	*20,078*	*51,922*
„ *Burma*	*90*	*65*	*79*	*83*	*79*	*13,966*	*9,099*	*9,905*	*11,904*	*11,250*
TOTAL	4,790	10,708	10,754	7,898	8,346	6,83,082	12,68,198	12,63,410	9,28,596	10,10,377
***Rice in the husk (I. C)*—**	Tons	Tons	Tons	Tons	Tons					
Total British Empire	10	2	9	2	4	660	224	626	118	297
Siam	1	3,101	39,549	22,851	5,718	30	1,65,186	20,05,982	12,81,118	3,22,080
French Indo-China	..	1,278	71,575	97,875	61,980	..	58,768	36,29,898	57,85,009	35,44,059
Other Foreign Countries	..	..	..	3	..	7	..	..	172	..
TOTAL FOREIGN COUNTRIES	1	4,379	111,124	119,729	67,698	37	2,23,954	56,35,880	70,66,299	38,66,139
Share of Bengal	..	..	*11,843*	*10,019*	*6,662*	..	..	*6,09,176*	*5,44,089*	*3,76,148*
„ *Bombay*	..	..	..	..	..	*7*	*10*	..	*15*	*31*
„ *Madras*	*10*	*4,381*	*99,290*	*109,712*	*61,040*	*660*	*2,24,168*	*50,27,330*	*65,32,313*	*34,90,257*
„ *Burma*	*1*	..	..	..	..	*30*	..	..	..	..
TOTAL	11	4,381	111,133	119,731	67,702	697	2,24,178	56,36,506	70,66,417	38,66,436
***Rice not in the husk (I. C)*—**	Tons	Tons	Tons	Tons	Tons					
Straits Settlements	72	40	24	6	..	6,526	4,389	2,331	572	26
Other British possessions	18	10	11	4	4	2,884	1,590	1,889	465	474
TOTAL BRITISH EMPIRE	90	50	35	10	4	9,410	5,979	4,220	1,037	500
Siam	14,696	54,093	246,936	82,717	16,208	12,44,367	30,06,551	1,62,10,404	61,11,375	14,67,442
French Indo-China	20,610	25,015	33,342	7,498	1,777	18,38,557	15,80,124	24,53,543	5,85,441	1,70,737
Japan	107	4,834	2,098	65	78	15,767	3,00,528	1,31,712	12,784	17,039
Other Foreign Countries	7	32	7	8	13	1,986	6,191	1,176	680	1,479
TOTAL FOREIGN COUNTRIES	35,420	83,974	282,383	90,288	18,076	31,00,677	48,93,394	1,87,96,835	67,10,280	16,56,697
Share of Bengal	*16*	*731*	*10,034*	*195*	*23*	*3,466*	*34,665*	*6,23,965*	*18,689*	*5,597*
„ *Bombay*	*57*	*5,586*	*3,399*	*17,018*	*7,721*	*10,848*	*3,31,401*	*3,44,426*	*16,08,248*	*7,71,620*
„ *Sind*	..	*2*	..	..	*9*	*442*	*420*	*398*	*490*	*1,168*
„ *Madras*	*35,418*	*77,665*	*269,435*	*73,080*	*10,327*	*30,92,324*	*44,78,102*	*1,78,32,237*	*50,33,890*	*8,78,812*
„ *Burma*	*19*	*40*	..	..	..	*2,597*	*4,782*	*29*	..	..
TOTAL	35,510	84,024	282,918	90,293	18,080	31,10,087	48,99,378	1,88,01,055	67,11,317	16,57,197
***Rice flour (I. C)*—**	Tons	Tons	Tons	Tons	Tons					
TOTAL BRITISH EMPIRE	..	..	..	..	..	40	..	..	20	38
TOTAL FOREIGN COUNTRIES	1	..	..	..	..	164	..	..	..	..

No. 10—*continued*

ARTICLES, AND COUNTRIES OF CONSIGNMENT; ALSO RARE OF EACH PROVINCE	QUANTITY					VALUE				
	1932-33	1933-34	1934-35	1935-36	1936-37	1932-33	1933-34	1934-35	1935-36	1936-37
Grain, Pulse and Flour—*continued*						R	R	R	R	R
Rice flour (I. C)—continued	Tons	Tons	Tons	Tons	Tons					
Share of Bengal	--	--	..	..	--	*32*	..	..	*27*	--
„ *Bombay*	--	--	--	--	--	..	--	..	*2*	*35*
„ *Sind*	*1*	..	..	..	..	*164*	..	..	..	..
„ *Madras*	--	--	--	--	--	*3*	--	..	..	..
TOTAL	1	..	..	..	--	201	..	..	29	35
Wheat (*I. C*)—	Tons	Tons	Tons	Tons	Tons					
Commonwealth of Australia	33,482	18,277	7,433	13,032	..	29,25,269	12,52,752	5,21,093	9,68,520	30
Other British Possessions	..	--	..	--	..	46	76	14	17	..
TOTAL BRITISH EMPIRE	33,482	18,277	7,433	13,032	..	29,25,309	12,52,828	5,21,107	9,68,537	30
Iraq	..	21	..	..	117	..	1,690	..	..	12,738
Other Foreign Countries	--	..	..	34	..	--	--	20	2,757	..
TOTAL FOREIGN COUNTRIES	..	21	..	34	117	..	1,690	20	2,757	12,738
Share of Bengal	*28,213*	*3,759*	*2,969*	..	..	*23,45,681*	*5,51,783*	*2,02,038*	..	..
„ *Bombay*	*5,269*	*9,030*	*4,464*	*13,032*	*117*	*5,79,582*	*6,82,074*	*3,29,058*	*9,68,520*	*12,738*
„ *Sind*	--	--	..	*34*	..	--	*4*	*12*	*2,752*	..
„ *Madras*	--	--	..	..	..	*46*	*72*	*20*	*17*	*30*
„ *Burma*	..	*509*	..	..	..	..	*49,588*	*2*	*5*	..
TOTAL	33,482	18,298	7,433	13,066	117	29,25,309	12,54,518	5,31,127	9,71,294	12,768
Wheat flour in bags (I. C)—	Tons	Tons	Tons	Tons	Tons					
United Kingdom (*including* Channel Islands)	4	9	42	..	8	525	2,024	7,624	1,020	904
Canada—										
Vid Atlantic Coast	--	--	--	--	--	--	56	..	--	..
„ Pacific „	--	44	--	--	..	--	6,100	28	--	..
Commonwealth of Australia	41	5	96	328	1,042	4,202	693	9,102	36,858	1,22,338
Other British Possessions	15	23	21	34	27	2,750	3,516	3,171	4,020	4,447
TOTAL BRITISH EMPIRE	60	81	159	362	1,077	7,477	12,389	19,925	41,898	1,27,689
TOTAL FOREIGN COUNTRIES	1	..	9	5	2	49	118	1,088	1,017	559
Share of Bengal	..	*48*	*20*	*19*	*50*	..	*6,685*	*2,837*	*3,208*	*7,207*
„ *Bombay*	*45*	*9*	*12*	*4*	*23*	*4,725*	*1,724*	*1,047*	*532*	*3,082*
„ *Sind*	*1*	--	..	..	..	*49*	*79*	*20*	..	*60*
„ *Madras*	..	--	..	..	*16*	*57*	--	..	..	*1,526*
„ *Burma*	*15*	*24*	*136*	*344*	*991*	*2,695*	*4,019*	*17,409*	*39,175*	*1,16,983*
TOTAL	61	81	168	367	1,079	7,526	12,507	21,013	42,915	1,28,248

No. 10—*continued*

ARTICLES, AND COUNTRIES OF CONSIGNMENT; ALSO SHARE OF EACH PROVINCE	QUANTITY					VALUE				
	1932-33	1933-34	1934-35	1935-36	1936-37	1932-33	1933-34	1934-35	1935-36	1936-37
Grain, Pulse and Flour—*continued*										
***Other sorts (I. C)*—**	Tons	Tons	Tons	Tons	Tons	R	R	R	R	R
United Kingdom (*including* Channel Islands)	6	9	226	2	27	1,711	2,380	20,703	1,141	3,253
Ceylon (*excluding* Maldives)	417	53	1	1	20	19,448	3,844	32	72	3,570
Commonwealth of Australia	120	114	118	65	84	16,812	16,218	23,350	8,393	9,744
Other British Possessions	18	10	46	24	21	1,786	1,122	4,499	3,502	3,027
TOTAL BRITISH EMPIRE	561	186	391	92	212	39,757	23,559	48,724	13,108	19,594
Iraq	19	1	30	95	118	1,290	80	4,150	7,170	8,088
Siam	..	5	273	..	..	..	510	20,321	..	..
Other Foreign Countries	..	30	2	..	..	..	3,529	299	..	105
TOTAL FOREIGN COUNTRIES	19	36	315	95	118	1,290	4,339	24,770	7,170	8,193
Share of Bengal	*18*	*24*	*238*	*18*	*32*	*1,769*	*2,398*	*30,628*	*3,144*	*3,300*
„ *Bombay*	*19*	*1*	*36*	*65*	*10*	*1,356*	*861*	*3,392*	*5,292*	*1,522*
„ *Sind*	..	..	*6*	*33*	*118*	..	*375*	*386*	*2,366*	*8,098*
„ *Madras*	*421*	*104*	*343*	*1*	*108*	*19,913*	*9,440*	*27,575*	*72*	*6,272*
„ *Burma*	*122*	*93*	*83*	*70*	*62*	*18,019*	*13,394*	*11,113*	*9,404*	*8,595*
TOTAL	580	222	706	187	330	41,047	27,898	73,494	20,278	27,787
***Total of Grain, Pulse and Flour*—**	Tons	Tons	Tons	Tons	Tons					
United Kingdom (*including* Channel Islands)	36	45	310	34	49	3,147	12,673	35,897	10,052	7,874
Aden and Dependencies	125	278	16	12	9	13,996	35,299	1,395	451	848
Bahrein Islands	..	82	3	..	51	..	12,013	576	..	7,090
Ceylon (*excluding* Maldives)	688	602	534	65	231	47,242	54,917	45,708	10,403	22,667
Straits Settlements	275	315	358	301	371	37,080	40,004	44,089	43,232	48,623
Hongkong	1,538	1,054	1,392	426	1,451	2,35,256	1,43,749	1,84,186	72,216	2,16,741
Canada—										
Vid Atlantic Coast	..	..	..	..	..	..	56	..	..	..
„ Pacific „	..	44	..	1	..	..	6,100	28	107	..
Commonwealth of Australia	33,731	18,526	7,764	13,572	1,331	29,69,254	13,02,018	5,85,809	10,41,980	1,70,309
Other British Possessions	14	3	5	4	15	2,200	256	1,207	807	2,075
TOTAL BRITISH EMPIRE	36,402	20,949	10,382	14,415	3,508	33,13,125	16,07,085	8,98,085	11,79,248	4,76,232

No. 10—*continued*

ARTICLES, AND COUNTRIES OF CONSIGNMENT; ALSO SHARE OF EACH PROVINCE	QUANTITY					VALUE				
	1932-33	1933-34	1934-35	1935-36	1936-37	1932-33	1933-34	1934-35	1935-36	1936-37
Grain, Pulse and Flour—*concluded*						R	R	R	R	R
***Total of Grain, Pulse and Flour*—continued**	Tons	Tons	Tons	Tons	Tons					
Native States in Arabia *other than* Maskat Territory and Trucial Oman	1	9	..	69	363	227	1,169	..	5,577	48,524
Iraq	2,622	10,645	7,609	7,610	6,379	3,39,885	11,51,444	9,43,408	7,06,610	6,71,923
Iran	69	184	21	1,635	644	7,722	18,980	4,615	1,60,662	68,048
Java	131	388	104	43	156	14,169	37,647	12,610	5,020	16,549
Siam	14,697	57,811	287,887	105,122	22,471	12,44,397	31,82,029	1,83,29,954	73,98,118	18,37,965
French Indo-China	20,610	26,561	105,655	104,873	63,768	18,38,557	16,60,292	61,03,724	63,70,450	37,16,836
Japan	112	4,886	2,141	103	109	17,345	3,06,172	1,36,429	17,402	22,337
China (*exclusive* of Hong-kong and Macao)	2,246	3,314	1,856	2,429	2,570	3,11,317	3,03,120	2,02,960	3,06,158	3,34,620
Portuguese East Africa	45	..	49	21	39	7,000	..	7,085	2,955	3,685
Other Foreign Countries	17	66	28	43	26	4,203	12,223	5,865	6,951	3,099
TOTAL FOREIGN COUNTRIES	40,550	103,364	405,350	221,948	96,534	37,84,822	67,63,076	2,57,46,410	1,50,69,923	67,24,886
Share of Bengal	*28,675*	*9,934*	*25,235*	*10,376*	*7,004*	*24,07,396*	*6,45,709*	*14,30,452*	*5,89,888*	*4,26,651*
„ *Bombay*	*8,904*	*25,796*	*15,883*	*29,819*	*16,012*	*12,32,601*	*33,70,650*	*17,33,193*	*36,77,550*	*18,01,553*
„ *Sind*	*1,379*	*2,766*	*2,535*	*2,198*	*2,873*	*1,71,041*	*3,52,742*	*2,35,847*	*2,11,336*	*2,67,054*
„ *Madras*	*36,328*	*33,589*	*371,107*	*182,947*	*72,538*	*31,66,519*	*43,44,502*	*2,30,61,361*	*1,16,26,836*	*44,84,111*
„ *Burma*	*666*	*1,137*	*969*	*1,023*	*1,615*	*1,29,390*	*1,56,587*	*1,34,512*	*1,43,021*	*2,21,769*
TOTAL	76,952	124,313	415,782	236,363	100,042	70,97,947	83,70,161	2,66,45,395	1,62,49,171	72,01,118
Graphite crucibles (II. B)—	Cwts.	Cwts.	Cwts.	Cwts.	Cwts.					
United Kingdom (*including* Channel Islands)	2,198	2,040	2,523	1,953	2,162	1,17,525	1,16,503	1,38,605	1,02,913	1,19,913
Other British Possessions	3	..	..	..	..	78	..	..	..	..
TOTAL BRITISH EMPIRE	2,201	2,040	2,523	1,953	2,162	1,17,603	1,16,503	1,38,605	1,02,913	1,19,913
Germany	470	948	623	1,328	703	21,071	38,578	27,860	51,438	27,220
Japan	..	983	1,665	585	558	..	21,924	29,965	6,877	13,092
Other Foreign Countries	31	35	2	19	59	2,451	1,604	101	975	2,604
TOTAL FOREIGN COUNTRIES	501	1,966	2,290	1,932	1,320	23,522	62,106	57,926	61,290	42,916
Share of Bengal	*82*	*1,487*	*1,841*	*955*	*1,411*	*5,596*	*59,053*	*67,585*	*34,547*	*57,771*
„ *Bombay*	*1,861*	*1,969*	*2,385*	*2,088*	*1,655*	*94,937*	*90,721*	*1,03,617*	*90,478*	*75,766*
„ *Sind*	*523*	*393*	*363*	*544*	*359*	*27,295*	*23,344*	*16,356*	*22,293*	*16,169*
„ *Madras*	*230*	*157*	*90*	*54*	*30*	*13,006*	*5,491*	*1,185*	*1,973*	*1,578*
„ *Burma*	*6*	..	*134*	*244*	*27*	*291*	..	*7,982*	*14,912*	*1,545*
TOTAL	2,702	4,006	4,813	3,885	3,482	1,41,125	1,78,609	1,96,631	1,64,203	1,02,829
Gums and Resins—										
***Arabic (II. D)*—**	Cwts.	Cwts.	Cwts.	Cwts.	Cwts.					
Aden and Dependencies	975	1,007	1,501	677	1,024	24,282	22,784	30,784	15,926	16,000
Zanzibar and Pemba	..	8	..	680	..	..	200	..	12,605	..
Kenya Colony	..	21	..	763	19	..	420	..	20,000	320
Tanganyika Territory	31	..	2,788	12,853	7,814	651	..	62,805	2,43,330	1,46,076
Somaliland Protectorate	..	94	259	41	100	..	2,127	5,798	915	1,850
Anglo-Egyptian Sudan	808	874	1,425	20	4,251	17,602	20,139	29,200	588	1,04,071
Other British Possessions	24	223	120	29	69	916	4,708	4,845	1,480	2,721
TOTAL BRITISH EMPIRE	1,838	2,227	6,093	15,013	13,277	43,401	50,378	1,32,132	2,94,844	2,72,028

No. 10—*continued*

ARTICLES, AND COUNTRIES OF CONSIGNMENT; ALSO SHARE OF EACH PROVINCE	QUANTITY					VALUE				
	1932-33	1933-34	1934-35	1935-36	1936-37	1932-33	1933-34	1934-35	1935-36	1936-37
Gums and Resins—*continued*	Cwts.	Cwts.	Cwts.	Cwts.	Cwts.	R	R	R	R	R
***Arabic (II. D)*—continued**										
Germany	236	16	71	10	1,371	9,257	368	1,889	609	23,565
Egypt	1,155	191	..	..	1,280	26,275	3,826	..	..	20,476
Italian East Africa (Somaliland and Eritrea)	746	..	..	..	..	15,312	..	..	..	..
Other Foreign Countries	440	185	292	125	295	9,427	5,051	6,130	4,036	5,100
TOTAL FOREIGN COUNTRIES	2,577	392	363	135	2,916	60,271	9,245	10,019	4,645	58,141
Share of Bengal	*1,597*	*344*	*61*	*51*	*914*	*36,324*	*19,945*	*1,942*	*1,885*	*21,824*
" *Bombay*	*2,597*	*1,748*	*6,157*	*15,039*	*14,983*	*65,013*	*38,928*	*1,33,532*	*2,94,416*	*3,02,377*
" *Sind*	*117*	*26*	*24*	*4*	*249*	*2,187*	*661*	*605*	*122*	*2,876*
" *Madras*	*104*	..	..	..	*11*	*2,148*	..	*5*	..	*315*
" *Burma*	..	*1*	*214*	*54*	*36*	..	*89*	*6,067*	*3,066*	*2,377*
TOTAL	4,415	2,619	6,456	15,148	16,198	1,03,672	59,623	1,42,151	2,99,489	3,30,769
***Benjamin (II. D)*—**	Cwts.	Cwts.	Cwts.	Cwts.	Cwts.					
United Kingdom (*including* Channel Islands)	845	..	30	..	7	33,030	..	1,530	..	148
Ceylon (*excluding* Maldives)	225	1	27	12	..	11,300	28	281	78	..
Straits Settlements	10,334	20,295	18,935	17,007	13,353	9,49,257	8,86,008	7,47,196	6,14,376	4,29,840
Other British Possessions	55	9	107	47	..	1,954	505	4,721	1,913	15
TOTAL BRITISH EMPIRE	20,459	20,305	19,099	17,066	13,360	9,95,541	8,86,541	7,53,728	6,16,367	4,30,003
Sumatra	57	75	448	981	3,084	3,377	3,167	18,818	34,004	1,14,425
Java	29	466	397	338	678	580	11,430	13,989	10,722	25,011
Borneo (Dutch)	..	41	439	1,608	859	..	1,302	19,532	57,553	28,844
Other Foreign Countries	1	76	57	9	32	17	3,129	2,376	478	1,123
TOTAL FOREIGN COUNTRIES	87	658	1,341	2,931	4,647	3,974	19,028	54,710	1,02,752	1,69,403
Share of Bengal	*1,561*	*2,046*	*1,791*	*1,522*	*1,017*	*73,480*	*85,973*	*74,054*	*41,979*	*33,163*
" *Bombay*	*9,197*	*8,178*	*8,636*	*7,359*	*6,440*	*5,48,108*	*4,55,467*	*4,22,903*	*3,61,332*	*2,58,448*
" *Sind*	*73*	*167*	*97*	*187*	*1,054*	*3,285*	*6,971*	*3,891*	*6,297*	*4,062*
" *Madras*	*8,913*	*9,723*	*9,077*	*9,541*	*8,528*	*3,35,145*	*3,24,060*	*2,78,471*	*2,75,725*	*2,63,496*
" *Burma*	*807*	*849*	*789*	*853*	*968*	*34,497*	*34,098*	*29,119*	*33,966*	*35,237*
TOTAL	20,546	20,963	20,440	19,997	18,007	9,99,515	9,05,569	8,08,438	7,19,119	5,99,406
***Dammer (resins) (II. D)*—**	Cwts.	Cwts.	Cwts.	Cwts.	Cwts.					
United Kingdom (*including* Channel Islands)	..	1,755	890	187	830	12	17,072	19,127	6,302	24,060
Straits Settlements	49,127	48,722	54,079	51,415	66,595	3,52,545	3,35,424	3,40,282	3,10,777	3,70,808
Federated Malay States	2,541	1,196	878	1,154	234	20,857	8,821	4,808	6,529	1,803
Other British Possessions	90	118	85	47	94	2,433	3,082	1,033	1,630	1,803
TOTAL BRITISH EMPIRE	51,758	51,791	55,932	52,803	67,753	3,75,347	3,64,399	3,65,250	3,25,238	3,97,540
Germany	4	40	16	37	174	181	701	940	1,334	19,350
Belgium	22	111	1	..	..	1,331	7,004	189	..	..
Sumatra	..	..	..	30	336	..	..	..	549	6,074
Siam	..	..	..	..	2,115	..	..	..	..	13,619
United States of America—										
Via Atlantic Coast	..	713	125	216	860	..	6,470	1,320	2,925	6,046
Other Foreign Countries	78	42	162	190	153	1,053	1,262	1,951	2,834	3,020
TOTAL FOREIGN COUNTRIES	104	906	304	479	3,638	2,565	15,437	4,400	7,642	49,009

No. 10—*continued*

ARTICLES, AND COUNTRIES OF CONSIGNMENT; ALSO SHARE OF EACH PROVINCE	Quantity					Value				
	1932-33	1933-34	1934-35	1935-36	1936-37	1932-33	1933-34	1934-35	1935-36	1936-37
Gums and Resins—*continued*						R	R	R	R	R
***Dammar (resins) (II. D)*—continued**	Cwts.	Cwts.	Cwts.	Cwts.	Cwts.					
Share of Bengal	*24,496*	*23,215*	*24,520*	*24,113*	*38,943*	*1,72,561*	*1,45,317*	*1,44,293*	*1,26,151*	*2,11,229*
„ *Bombay*	*3,122*	*7,975*	*3,709*	*3,073*	*3,596*	*76,952*	*85,709*	*81,761*	*75,285*	*1,04,242*
„ *Sind*	..	*29*	..	—	*26*	..	*492*	..	*1*	*417*
„ *Madras*	*3,162*	*3,804*	*3,027*	*2,333*	*4,600*	*21,449*	*27,439*	*20,777*	*21,106*	*33,557*
„ *Burma*	*16,082*	*17,683*	*19,989*	*18,263*	*19,326*	*1,02,850*	*1,20,379*	*1,22,719*	*1,10,238*	*97,513*
TOTAL	51,862	52,697	56,236	53,282	71,891	3,77,912	3,79,836	3,69,650	3,32,830	4,46,549
Olibanum or frankincense (II. D)—	Cwts.	Cwts.	Cwts.	Cwts.	Cwts.					
Aden and Dependencies	1,482	2,328	1,828	2,256	285	15,150	24,618	18,606	24,629	3,406
Other British Possessions	203	63	260	3	142	2,138	717	2,585	120	1,344
TOTAL BRITISH EMPIRE	1,685	2,391	2,088	2,261	427	17,288	25,335	21,193	24,749	4,750
Mahat Territory and Trucial Oman	10,153	11,746	6,205	9,419	3,559	98,487	1,25,218	66,337	84,280	33,885
Other Native States in Arabia	6,411	10,906	7,038	19,487	17,875	64,826	1,17,279	51,095	1,97,211	1,73,609
Other Foreign Countries	75	5	..	21	..	827	255	..	253	..
TOTAL FOREIGN COUNTRIES	16,639	22,659	13,243	27,927	21,434	1,64,090	2,42,752	1,17,432	2,81,741	2,07,494
Share of Bombay	*18,306*	*25,028*	*15,321*	*30,135*	*21,851*	*1,21,281*	*2,67,231*	*1,68,518*	*3,06,462*	*2,12,165*
„ *Sind*	*18*	*13*	*5*	..	..	*189*	*134*	*45*	..	..
„ *Madras*	..	*8*	*5*	*3*	*10*	*2*	*251*	*62*	*38*	*19*
„ *Burma*	..	*1*	..	..	..	*10*	*11*	..	..	..
TOTAL	18,324	25,050	15,331	30,138	21,861	1,21,423	2,68,287	1,68,625	3,06,490	2,12,244
***Rosin (II. D)*—**	Cwts.	Cwts.	Cwts.	Cwts.	Cwts.					
United Kingdom (*including* Channel Islands)	194	1,680	696	228	393	2,818	17,086	6,120	4,691	4,138
Straits Settlements	747	192	188	371	4	6,120	1,787	1,718	2,622	43
Other British Possessions	32	86	185	18	4	236	912	1,609	166	37
TOTAL BRITISH EMPIRE	973	1,958	1,069	614	401	8,674	19,785	9,447	7,479	4,218
Germany	279	1,974	1,510	965	200	2,614	18,581	12,617	7,196	1,801
France	..	301	785	269	1,471	..	3,137	7,065	3,051	14,563
United States of America—										
Vid Atlantic Coast	13,214	29,157	49,217	41,349	38,724	1,34,034	2,74,478	4,08,449	3,50,132	3,27,999
„ Pacific „	712	1,027	278	201	112	7,881	11,017	2,511	2,049	916
Other Foreign Countries	475	121	951	729	314	6,040	1,191	8,496	6,232	2,603
TOTAL FOREIGN COUNTRIES	14,680	32,580	52,736	43,513	40,821	1,50,569	3,08,404	4,39,138	3,68,662	3,47,382
Share of Bengal	*10,880*	*26,883*	*33,959*	*19,442*	*7,597*	*1,14,184*	*2,60,275*	*2,85,663*	*1,56,380*	*64,374*
„ *Bombay*	*2,298*	*6,518*	*16,320*	*20,446*	*31,387*	*20,662*	*46,370*	*1,31,566*	*1,83,746*	*2,69,333*
„ *Sind*	*185*	..	*491*	*609*	*351*	*1,636*	*19*	*3,788*	*4,560*	*2,574*
„ *Madras*	*2,135*	*1,783*	*1,985*	*3,013*	*1,760*	*20,851*	*17,392*	*18,028*	*25,923*	*14,156*
„ *Burma*	*155*	*354*	*1,050*	*617*	*137*	*1,910*	*3,633*	*9,540*	*5,592*	*1,173*
TOTAL	15,653	34,538	53,805	44,127	41,222	1,59,243	3,28,189	4,48,585	3,76,141	3,51,600

No. 10—*continued*

ARTICLES, AND COUNTRIES OF CONSIGNMENT; ALSO SHARE OF EACH PROVINCE	Quantity					Value				
	1932-33	1933-34	1934-35	1935-36	1936-37	1932-33	1933-34	1934-35	1935-36	1936-37
Gums and Resins—*continued*						R	R	R	R	R
Other sorts (II. D)—	Cwts.	Cwts.	Cwts.	Cwts.	Cwts.					
United Kingdom (*including* Channel Islands)	3,453	4,802	5,296	4,078	4,969	97,240	1,76,362	1,85,778	1,61,231	2,06,575
Aden and Dependencies	505	1,220	1,366	543	368	9,852	14,218	23,391	10,257	5,350
Straits Settlements	600	461	1,124	400	549	16,001	10,777	14,425	7,933	9,057
Kenya Colony	208	282	1,057	..	..	2,502	3,647	16,308	..	..
Tanganyika Territory	18,675	14,071	14,054	..	..	2,22,351	1,30,236	1,96,097	..	..
Somaliland Protectorate	89	286	222	95	96	3,253	6,388	5,322	1,931	2,640
Other British Possessions	161	22	122	38	..	4,477	608	4,158	619	9
TOTAL BRITISH EMPIRE	23,691	21,004	23,243	5,149	5,982	3,55,676	3,42,236	4,45,469	1,81,971	2,24,131
Germany	198	293	275	249	148	9,119	11,161	22,410	7,904	3,572
Netherlands	59	61	149	162	502	4,555	1,741	4,342	4,705	11,108
Belgium	71	324	708	331	337	2,482	9,003	17,659	7,915	7,072
France	110	408	79	191	306	5,151	16,881	2,201	6,046	9,241
Greece (*including* Crete)	249	180	109	182	5	23,014	9,200	12,831	24,820	624
Iran	9,931	28,027	20,134	26,858	7,236	1,30,613	3,11,204	2,41,266	3,25,249	82,875
Egypt	25	30	30	163	70	2,940	2,168	2,664	7,698	8,888
Italian East Africa (Somaliland and Eritrea)	..	277	..	..	..	..	5,742	..	..	..
United States of America—*Vid* Atlantic Coast	204	12	158	42	556	3,176	656	5,562	2,844	10,357
Other Foreign Countries	164	308	271	218	382	4,884	9,484	5,061	5,666	8,126
TOTAL FOREIGN COUNTRIES	11,011	29,870	21,908	28,390	9,542	1,85,934	3,77,240	3,14,596	3,93,447	1,46,658
Share of Bengal	*1,835*	*3,170*	*3,105*	*3,005*	*4,585*	*50,763*	*87,599*	*95,062*	*86,157*	*1,26,333*
,, *Bombay*	*31,947*	*46,977*	*40,903*	*29,880*	*10,483*	*4,62,915*	*5,64,241*	*6,34,573*	*4,63,843*	*2,22,167*
,, *Sind*	*230*	*175*	*96*	*155*	*116*	*6,509*	*10,416*	*6,827*	*4,717*	*3,935*
,, *Madras*	*479*	*494*	*952*	*463*	*281*	*16,762*	*23,856*	*16,361*	*17,186*	*14,618*
,, *Burma*	*211*	*148*	*95*	*36*	*59*	*5,371*	*4,351*	*6,342*	*3,515*	*3,736*
TOTAL	34,702	50,964	45,151	33,539	15,524	5,41,610	7,19,476	7,60,065	5,75,418	3,70,780
Total of Gums and Resins—	Cwts.	Cwts.	Cwts.	Cwts.	Cwts.					
United Kingdom (*including* Channel Islands)	4,707	8,824	7,249	4,514	6,380	1,35,347	2,11,977	2,17,911	1,73,780	2,38,534
Aden and Dependencies	2,962	4,555	4,760	3,478	1,727	49,234	61,820	73,112	50,812	27,077
Ceylon (*excluding* Maldives)	228	201	32	17	30	11,347	4,043	357	157	458
Straits Settlements	69,808	69,671	74,358	69,193	80,501	13,23,923	12,34,007	11,05,034	9,35,716	8,09,308
Federated Malay States	2,626	1,205	985	1,201	234	22,541	9,326	9,529	8,442	1,318
Zanzibar and Pemba	102	118	34	673	15	2,643	2,895	2,611	14,169	320
Kenya Colony	208	302	1,057	776	27	2,502	4,067	16,308	20,260	460
Tanganyika Territory	18,706	14,093	16,844	12,861	7,833	2,23,002	1,30,601	2,58,116	2,43,495	1,46,576
Somaliland Protectorate	89	330	490	186	196	3,253	8,515	11,200	2,846	4,490
Anglo-Egyptian Sudan	808	874	1,425	20	4,251	17,602	20,139	29,200	588	1,04,671
Other British Possessions	160	107	295	37	6	4,578	1,484	3,846	383	58
TOTAL BRITISH EMPIRE	100,404	99,766	107,524	92,906	101,200	17,95,972	16,88,874	17,27,219	14,50,048	13,33,270
Germany	717	2,328	1,872	1,260	1,893	21,171	30,811	37,856	17,166	52,788
Netherlands	426	166	199	517	528	11,546	4,783	5,761	8,224	11,904
Belgium	166	440	828	331	337	4,684	16,338	19,035	7,915	7,072
France	110	709	946	500	1,797	5,151	20,018	11,962	10,726	24,484
Greece (*including* Crete)	249	180	109	182	5	23,014	9,200	12,831	24,820	624
Maskat Territory and Trucial Oman	10,455	11,882	6,351	8,438	3,570	1,03,832	1,26,718	69,616	84,696	34,024
Other Native States in Arabia	6,575	10,098	7,214	19,610	17,908	68,522	1,19,280	85,705	1,99,861	1,74,081
Iran	9,041	28,027	20,134	26,858	7,469	1,30,759	3,11,204	2,41,266	3,25,849	86,460

No. 10—*continued*

ARTICLES, AND COUNTRIES OF CONSIGNMENT; ALSO HARE OF EACH PROVINCE	Quantity					Value				
	1932-33	1933-34	1934-35	1935-36	1936-37	1932-33	1933-34	1934-35	1935-36	1936-37
						R	R	R	R	R
Gums and Resins—*concluded*										
Total of Gums and Resins—continued	Cwts.	Cwts.	Cwts.	Cwts.	Cwts.					
Sumatra	57	75	448	1,011	2,420	2,377	2,167	18,813	34,553	1,20,499
Java	81	496	533	504	924	1,021	12,021	15,336	12,848	29,006
Borneo (Dutch)	..	41	439	1,627	885	..	1,302	19,532	58,416	30,022
Siam	..	..	..	..	2,115	..	..	..	..	13,619
Egypt	1,180	221	30	172	1,350	29,215	5,994	2,664	8,048	38,164
Italian East Africa (Somaliland and Eritrea)	821	277	..	..	..	16,129	5,742	.	..	..
United States of America—										
Vid Atlantic Coast	13,420	29,882	49,500	41,607	40,140	1,37,317	2,81,604	4,15,331	3,55,901	3,45,302
„ Pacific „	712	1,027	273	201	112	7,881	11,017	2,511	2,049	916
Other Foreign Countries	188	376	1,019	562	550	3,783	10,912	12,056	7,817	9,122
TOTAL FOREIGN COUNTRIES	45,098	87,065	89,895	103,375	82,993	5,67,403	9,72,106	9,70,295	11,58,889	9,78,087
Share of Bengal	*40,359*	*58,158*	*63,436*	*48,133*	*53,056*	*4,52,302*	*6,00,109*	*6,02,114*	*4,12,552*	*4,56,914*
„ *Bombay*	*72,667*	*95,424*	*96,087*	*111,517*	*93,740*	*13,50,281*	*14,33,589*	*15,72,253*	*16,55,076*	*13,69,313*
„ *Sind*	*623*	*401*	*713*	*955*	*1,796*	*12,797*	*17,703*	*15,156*	*16,137*	*14,864*
„ *Madras*	*14,793*	*15,819*	*15,046*	*15,903*	*15,180*	*3,96,257*	*3,92,003*	*3,33,704*	*3,39,977*	*3,30,231*
„ *Burma*	*17,255*	*19,636*	*23,137*	*19,768*	*20,426*	*1,50,838*	*1,63,561*	*1,73,687*	*1,56,797*	*1,40,946*
TOTAL	145,502	186,831	197,419	196,281	184,198	23,69,375	26,60,980	26,97,514	26,09,537	23,11,357
Hair and manufactures of hair—										
Hair of all kinds (II. S)—	Cwts.	Cwts.	Cwts.	Cwts.	Cwts.					
United Kingdom (*excluding* Channel Islands)	32	46	37	90	216	4,030	3,405	3,378	9,796	22,605
Other British Possessions	40	8	15	5	..	4,336	1,451	3,158	100	..
TOTAL BRITISH EMPIRE	72	54	52	95	216	8,366	4,856	6,536	9,896	22,605
Muskat Territory and Trucial Oman	780	593	608	795	753	11,515	9,684	10,607	14,445	13,449
Iraq	473	937	1,095	1,220	5,139	9,047	19,536	19,216	27,525	1,25,132
China (*exclusive* of Hong-kong and Macao)	..	4	94	60	209	48	750	5,548	4,147	7,326
Other Foreign Countries	1	..	6	..	302	381	144	953	268	7,290
TOTAL FOREIGN COUNTRIES	1,254	1,534	1,803	2,084	6,403	20,991	30,114	36,324	46,385	1,53,197
Share of Bengal	*7*	*44*	*33*	*34*	*177*	*1,138*	*3,636*	*3,359*	*3,229*	*15,211*
„ *Bombay*	*53*	*14*	*13*	*25*	*60*	*3,204*	*935*	*1,378*	*2,845*	*10,548*
„ *Sind*	*1,246*	*1,524*	*1,703*	*2,020*	*6,123*	*20,317*	*28,995*	*29,822*	*42,070*	*1,43,939*
„ *Madras*	*2*	..	*92*	*50*	*139*	*38*	*3*	*6,127*	*3,122*	*6,054*
„ *Burma*	*15*	*6*	*14*	..	..	*4,310*	*1,411*	*3,179*	*15*	..
TOTAL	1,326	1,588	1,855	2,179	6,619	29,957	34,970	42,860	56,281	1,75,802
Manufactures of hair, other than *toilet requisites (III. U)*—										
United Kingdom (*including* Channel Islands)	—	—	—	—	—	11,330	18,819	24,067	32,292	52,139
Ceylon (*excluding* Maldives)	—	—	—	—	—	20	..	..	..	..
TOTAL BRITISH EMPIRE	—	—	—	—	—	11,350	18,819	24,067	32,292	52,139
TOTAL FOREIGN COUNTRIES	—	—	—	—	—	..	528	..	171	20
Share of Bengal	—	—	—	—	—	*10,941*	*17,988*	*23,390*	*32,021*	*51,986*
„ *Bombay*	—	—	—	—	—	..	*1,379*	*420*	*431*	..
„ *Madras*	—	—	—	—	—	*351*	..	*257*	*11*	..
„ *Burma*	—	—	—	—	—	*58*	..	..	..	*173*
TOTAL	—	—	—	—	—	11,350	19,347	24,067	32,463	52,159
Total of Hair and manufactures of hair	—	—	—	—	—	40,707	54,317	66,927	88,744	2,27,961

No. 10—*continued*

ARTICLES, AND COUNTRIES OF CONSIGNMENT; ALSO SHARE OF EACH PROVINCE	QUANTITY					VALUE				
	1932-33	1933-34	1934-35	1935-36	1936-37	1932-33	1933-34	1934-35	1935-36	1936-37
						R	R	R	R	R
Hardware (*excluding* Cutlery and Electroplated ware)—										
Agricultural implements (III. D)—										
United Kingdom (*including* Channel Islands)	—	—	—	—	—	5,58,650	5,82,777	1,22,982	1,01,165	1,45,597
Union of South Africa	—	—	—	—	—	5,874	..	..	..	..
Other British Possessions	—	—	—	—	—	289	744	1,811	599	5,393
TOTAL BRITISH EMPIRE	—	—	—	—	—	5,64,813	5,83,521	1,24,293	1,01,764	1,50,990
Germany	—	—	—	—	—	25,747	13,978	11,726	15,129	27,812
United States of America—										
Vid Atlantic Coast	—	—	—	—	—	37,178	29,150	20,903	42,378	56,183
„ Pacific „	—	—	—	—	—	2,470	935	..	5,501	..
Other Foreign Countries	—	—	—	—	—	1,849	1,951	7,035	5,405	2,470
TOTAL FOREIGN COUNTRIES	—	—	—	—	—	67,244	46,014	39,664	68,413	87,465
Share of Bengal	—	—	—	—	—	*2,66,863*	*2,91,818*	*61,493*	*71,345*	*1,43,422*
„ *Bombay*	—	—	—	—	—	*65,360*	*33,517*	*29,329*	*43,769*	*41,762*
„ *Sind*	—	—	—	—	—	*22,029*	*29,067*	*20,312*	*36,306*	*41,691*
„ *Madras*	—	—	—	—	—	*2,04,045*	*1,76,533*	*33,901*	..	..
„ *Burma*	—	—	—	—	—	*73,760*	*93,600*	*18,422*	*18,757*	*11,580*
TOTAL	—	—	—	—	—	6,32,057	6,29,585	1,63,957	1,70,177	2,38,455
Buckets of tinned or galvanised iron (III. D)—										
United Kingdom (*including* Channel Islands)	—	—	—	—	—	20,532	17,811	24,189	12,504	15,671
Other British Possessions	—	—	—	—	—	275	244	448	274	461
TOTAL BRITISH EMPIRE	—	—	—	—	—	20,807	18,055	24,637	12,778	16,132
Sweden	—	—	—	—	—	..	..	20,538	1,217	..
Germany	—	—	—	—	—	2,685	7,012	35,665	15,386	12,786
Other Foreign Countries	—	—	—	—	—	264	1,140	5,353	2,461	375
TOTAL FOREIGN COUNTRIES	—	—	—	—	—	2,949	8,152	61,556	19,064	13,161
Share of Bengal	—	—	—	—	—	*2,284*	*2,841*	*5,028*	*4,229*	*4,613*
„ *Bombay*	—	—	—	—	—	*8,347*	*7,752*	*12,077*	*13,333*	*11,967*
„ *Sind*	—	—	—	—	—	*176*	*579*	*52,532*	..	*83*
„ *Madras*	—	—	—	—	—	*3,914*	*5,380*	*2,720*	*6,543*	*5,600*
„ *Burma*	—	—	—	—	—	*15,035*	*9,655*	*6,736*	*7,737*	*7,040*
TOTAL	—	—	—	—	—	23,756	26,207	86,198	31,842	29,293

No. 10—*continued*

ARTICLES, AND COUNTRIES OF CONSIGNMENT; ALSO SHARE OF EACH PROVINCE	QUANTITY					VALUE				
	1932-33	1933-34	1934-35	1935-36	1936-37	1932-33	1933-34	1934-35	1935-36	1936-37
						R	R	R	R	R
Hardware (*excluding* Cutlery and Electroplated ware)—*continued*										
Builders' hardware, such as locks, hinges, door bolts, etc. (III. D)—										
United Kingdom (*including* Channel Islands)	—	—	—	—	—	4,96,033	3,76,049	4,54,194	5,42,704	5,02,236
Ceylon (*excluding* Maldives)	—	—	—	—	—	7,668	264	166	2,581	887
Straits Settlements	—	—	—	—	—	1,010	..	..	5,061	121
Other British Possessions	—	—	—	—	—	61	198	..	360	971
TOTAL BRITISH EMPIRE	—	—	—	—	—	5,06,827	3,76,509	4,54,360	5,50,726	5,04,215
Sweden	—	—	—	—	—	5,59,584	4,14,265	4,45,812	5,65,158	3,69,641
Norway	—	—	—	—	—	..	1,278	..	846	34,841
Germany	—	—	—	—	—	15,43,178	11,71,089	13,27,197	15,23,875	12,54,564
Netherlands	—	—	—	—	—	..	660	..	8,823	..
Belgium	—	—	—	—	—	54,346	33,055	21,369	58,843	23,019
France	—	—	—	—	—	14,388	2,297	3,777	470	1,694
Czechoslovakia	—	—	—	—	—	1,217	67	5,819	803	279
Japan	—	—	—	—	—	15,984	66,382	1,32,295	96,605	59,854
United States of America—										
Via Atlantic Coast	—	—	—	—	—	19,310	13,180	13,476	13,133	13,100
„ Pacific „	—	—	—	—	—	..	..	..	2	..
Other Foreign Countries	—	—	—	—	—	4,955	3,706	711	1,716	805
TOTAL FOREIGN COUNTRIES	—	—	—	—	—	22,13,262	17,00,028	19,48,956	22,89,064	17,60,791
Share of Bengal	—	—	—	—	—	*10,79,873*	*6,97,168*	*9,17,223*	*14,32,204*	*7,69,968*
„ *Bombay*	—	—	—	—	—	*4,27,212*	*3,53,660*	*3,25,940*	*4,69,197*	*3,39,691*
„ *Sind*	—	—	—	—	—	*3,04,629*	*4,33,002*	*5,33,605*	*3,29,919*	*3,90,147*
„ *Madras*	—	—	—	—	—	*4,41,955*	*3,75,364*	*4,97,405*	*5,14,653*	*4,47,661*
„ *Burma*	—	—	—	—	—	*1,66,492*	*1,69,493*	*1,54,143*	*1,93,317*	*1,36,645*
TOTAL	—	—	—	—	—	27,20,189	20,76,587	24,08,316	28,39,790	22,65,006
Domestic hardware, other than enamelled ironware (III. D)—										
United Kingdom (*including* Channel Islands)	—	—	—	—	—	2,18,502	2,41,451	2,39,876	2,46,422	4,10,369
Ceylon (*excluding* Maldives)	—	—	—	—	—	4,117	3,560	2,602	6,602	1,235
Straits Settlements	—	—	—	—	—	2,127	2,345	3,723	5,540	1,723
Commonwealth of Australia	—	—	—	—	—	..	548	7,594	539	..
Other British Possessions	—	—	—	—	—	3,925	2,525	2,646	1,190	2,429
TOTAL BRITISH EMPIRE	—	—	—	—	—	2,28,761	2,50,459	2,56,441	2,60,293	4,15,755
Finland	—	—	—	—	—	..	..	..	3,179	4,681
Estonia	—	—	—	—	—	242	..	2,136	5,061	502
Sweden	—	—	—	—	—	65,715	79,813	45,946	50,928	1,04,254
Denmark	—	—	—	—	—	31	88	607	7,159	2,750
Germany	—	—	—	—	—	2,76,886	1,68,876	1,07,569	2,13,577	1,33,080
Belgium	—	—	—	—	—	12,583	24,048	26,662	32,153	28,245
France	—	—	—	—	—	16,544	8,879	2,381	13,017	9,244
Austria	—	—	—	—	—	15,584	17,117	6,265	10,453	8,310
Hungary	—	—	—	—	—	141	440	1,922	7,793	2,355
Czechoslovakia	—	—	—	—	—	13,797	4,002	13,754	7,075	7,446
Japan	—	—	—	—	—	1,16,801	1,20,731	1,61,193	1,46,566	1,24,411
United States of America—										
Via Atlantic Coast	—	—	—	—	—	1,11,143	1,31,560	2,29,983	2,15,756	2,08,377
„ Pacific „	—	—	—	—	—	190	50	1,527	40	3,947
Other Foreign Countries	—	—	—	—	—	7,612	3,699	5,945	4,788	3,214
TOTAL FOREIGN COUNTRIES	—	—	—	—	—	5,36,722	5,55,198	6,08,920	7,22,545	6,40,568

No. 10—*continued*

ARTICLES, AND COUNTRIES OF CONSIGNMENT; ALSO SHARE OF EACH PROVINCE	QUANTITY					VALUE				
	1932-33	1933-34	1934-35	1935-36	1936-37	1932-33	1933-34	1934-35	1935-36	1936-37
						R	R	R	R	R
Hardware (*excluding* Cutlery and Electroplated ware)—*continued*										
Domestic hardware, other than *enamelled ironware* (*III. D*)—continued										
Share of Bengal . . .	—	—	—	—	—	*1,62,875*	*1,04,333*	*1,05,139*	*1,26,653*	*75,161*
„ *Bombay* . .	—	—	—	—	—	*2,36,609*	*2,27,220*	*2,23,391*	*3,07,515*	*3,68,157*
„ *Sind* . . .	—	—	—	—	—	*1,17,290*	*1,64,037*	*2,33,515*	*2,22,607*	*2,60,891*
„ *Madras* . .	—	—	—	—	—	*1,26,388*	*1,68,183*	*1,53,601*	*1,89,698*	*2,44,988*
„ *Burma* . .	—	—	—	—	—	*1,62,331*	*1,61,884*	*1,49,815*	*1,36,365*	*1,07,126*
TOTAL .	—	—	—	—	—	8,55,488	8,05,657	8,65,361	9,82,888	10,56,323
Enamelled ironware (*III. D*)—										
United Kingdom (*including* Channel Islands) . .	—	—	—	—	—	1,33,632	1,29,440	1,26,726	1,34,745	1,26,134
Other British Possessions .	—	—	—	—	—	3,569	6,255	2,456	2,608	884
TOTAL BRITISH EMPIRE	—	—	—	—	—	1,37,201	1,35,695	1,29,182	1,37,353	1,27,018
Sweden	—	—	—	—	—	20,664	38,732	62,128	70,355	93,656
Poland (*including* Danzig) .	—	—	—	—	—	535	1,866	8,953	18,494	420
Germany	—	—	—	—	—	1,79,119	1,24,053	86,561	1,24,753	87,421
Belgium	—	—	—	—	—	4,633	9,864	15,263	4,733	5,157
Italy (*including* Fiume) .	—	—	—	—	—	8,611	11,905	12,998	9,772	2,473
Austria	—	—	—	—	—	17,346	29,764	35,215	33,223	38,758
Hungary	—	—	—	—	—	11,270	14,352	33,177	59,363	41,062
Czechoslovakia . . .	—	—	—	—	—	2,99,352	2,60,992	3,45,792	3,25,200	1,88,286
Japan	—	—	—	—	—	16,03,075	15,23,944	9,63,892	11,06,524	8,83,546
United States of America—										
Vid Atlantic Coast . .	—	—	—	—	—	179	1,419	4,717	2,989	10,732
„ Pacific „ . .	—	—	—	—	—	..	..	..	113	..
Other Foreign Countries .	—	—	—	—	—	5,560	10,713	2,919	6,597	2,402
TOTAL FOREIGN COUNTRIES	—	—	—	—	—	21,50,349	20,27,604	16,21,615	17,62,116	13,53,913
Share of Bengal . .	—	—	—	—	—	*7,53,022*	*6,99,712*	*4,20,483*	*4,51,833*	*3,51,342*
„ *Bombay* . .	—	—	—	—	—	*5,55,108*	*4,87,442*	*4,44,898*	*4,04,227*	*2,96,707*
„ *Sind* . . .	—	—	—	—	—	*1,24,368*	*2,18,217*	*1,66,494*	*1,92,344*	*1,56,432*
„ *Madras* . .	—	—	—	—	—	*3,64,939*	*3,39,477*	*2,51,858*	*3,00,730*	*2,00,946*
„ *Burma* . .	—	—	—	—	—	*4,90,763*	*4,18,415*	*4,07,066*	*5,60,830*	*4,35,504*
TOTAL .	—	—	—	—	—	22,87,550	21,63,299	17,50,797	18,99,469	14,80,931
Gas mantles (*III. D*)—										
United Kingdom (*including* Channel Islands) . .	—	—	—	—	—	80,670	67,744	58,792	39,324	38,260
Other British Possessions .	—	—	—	—	—	..	2	14	3	..
TOTAL BRITISH EMPIRE .	—	—	—	—	—	80,670	67,746	58,806	39,327	38,260

No. 10—*continued*

ARTICLES, AND COUNTRIES OF CONSIGNMENT; ALSO SHARE OF EACH PROVINCE	QUANTITY					VALUE				
	1932-33	1933-34	1934-35	1935-36	1936-37	1932-33	1933-34	1934-35	1935-36	1936-37
						R	R	R	R	R
Hardware (*excluding* Cutlery and Electroplated ware)—*continued*										
Gas mantles (III. D)—continued										
Sweden	—	—	—	—	—	33,053	18,715	14,989	13,481	10,188
Germany	—	—	—	—	—	6,39,566	3,71,757	2,45,818	2,63,329	1,80,888
Japan	—	—	—	—	—	26,636	7,830	4,796	4,944	825
United States of America—										
Viâ Atlantic Coast	—	—	—	—	—	84,449	25,657	15,034	22,039	3,997
Other Foreign Countries	—	—	—	—	—	609	2,213	4,026	4,302	1,749
TOTAL FOREIGN COUNTRIES	—	—	—	—	—	7,84,403	4,26,172	2,84,663	3,08,095	1,97,647
Share of Bengal	—	—	—	—	—	*1,87,173*	*1,22,314*	*57,518*	*70,330*	*49,106*
" *Bombay*	—	—	—	—	—	*4,89,411*	*2,83,837*	*1,99,064*	*1,58,258*	*1,03,533*
" *Sind*	—	—	—	—	—	*60,759*	*33,328*	*28,493*	*32,323*	*23,765*
" *Madras*	—	—	—	—	—	*1,27,739*	*49,079*	*41,209*	*47,569*	*31,173*
" *Burma*	—	—	—	—	—	..	*360*	*17,275*	*38,444*	*32,326*
TOTAL	—	—	—	—	—	8,65,073	4,93,918	3,43,469	3,47,422	2,35,907
Implements and tools, other than *agricultural implements and machine tools (III. D)(a)*—										
United Kingdom (*including* Channel Islands)	—	—	—	—	—	18,44,626	18,80,582	25,30,117	27,75,897	—
Straits Settlements	—	—	—	—	—	1,324	2,410	9,797	1,154	—
Canada—										
Viâ Atlantic Coast	—	—	—	—	—	4,313	624	2,325	12,531	—
Commonwealth of Australia	—	—	—	—	—	8	1,094	694	9,115	—
Other British Possessions	—	—	—	—	—	2,511	1,384	1,125	2,619	—
TOTAL BRITISH EMPIRE	—	—	—	—	—	18,52,782	18,86,094	25,44,059	28,01,316	—
Sweden	—	—	—	—	—	1,10,901	1,06,161	1,94,374	2,10,787	—
Germany	—	—	—	—	—	6,57,935	8,57,546	8,53,190	12,31,636	—
Netherlands	—	—	—	—	—	11,873	8,872	3,038	4,338	—
Belgium	—	—	—	—	—	19,552	7,990	3,012	9,471	—
France	—	—	—	—	—	80,715	59,276	67,524	65,156	—
Switzerland	—	—	—	—	—	6,754	3,340	4,613	1,441	—
Italy (*including* Fiume)	—	—	—	—	—	13,136	68,051	68,196	11,757	—
Austria	—	—	—	—	—	30,208	27,453	23,343	11,169	—
Czechoslovakia	—	—	—	—	—	6,163	15,718	3,614	1,008	—
Japan	—	—	—	—	—	38,534	83,652	1,40,739	1,75,734	—
Egypt	—	—	—	—	—	11,057	2,077	526	401	—
United States of America—										
Viâ Atlantic Coast	—	—	—	—	—	6,77,477	7,28,679	8,62,464	10,60,835	—
" Pacific "	—	—	—	—	—	—	570	4,563	3,818	—
Other Foreign Countries	—	—	—	—	—	4,361	242	722	482	—
TOTAL FOREIGN COUNTRIES	—	—	—	—	—	16,73,666	19,69,627	22,29,918	27,88,033	—
Share of Bengal	—	—	—	—	—	*10,79,087*	*13,21,136*	*17,02,549*	*18,78,800*	—
" *Bombay*	—	—	—	—	—	*10,42,853*	*9,42,831*	*9,50,145*	*13,53,076*	—
" *Sind*	—	—	—	—	—	*7,03,003*	*7,68,970*	*8,68,284*	*8,77,303*	—
" *Madras*	—	—	—	—	—	*3,68,834*	*4,55,798*	*6,61,553*	*6,84,516*	—
" *Burma*	—	—	—	—	—	*3,32,671*	*3,66,986*	*5,91,445*	*7,95,054*	—
TOTAL	—	—	—	—	—	35,26,448	38,55,721	47,73,976	55,89,349	—

(a) Subdivided into (i) Grub hoes (Mamooties or Powrahs) and (ii) Others from 1936-37.

No. 10—*continued.*

ARTICLES, AND COUNTRIES OF CONSIGNMENT; ALSO SHARE OF EACH PROVINCE	QUANTITY					VALUE				
	1932-33	1933-34	1934-35	1935-36	1936-37	1932-33	1933-34	1934-35	1935-36	1936-37
						R	R	R	R	R
Hardware (*excluding* Cutlery and Electroplated ware)—*continued*										
Implements and tools *other than* agricultural implements and machine tools—*continued*										
Grub hoes (Mamooties or Powrahs) (III, D) (*a*)—										
United Kingdom (*including* Channel Islands)	—	—	—	—	Dozens 35,933	—	—	—	—	2,64,050
Other British Possessions	—	—	—	—	12	—	—	—	—	166
TOTAL BRITISH EMPIRE	—	—	—	—	35,945	—	—	—	—	2,64,216
Germany	—	—	—	—	13,519	—	—	—	—	59,030
Japan	—	—	—	—	4,906	—	—	—	—	22,627
TOTAL FOREIGN COUNTRIES	—	—	—	—	18,425	—	—	—	—	81,657
Share of Bengal	—	—	—	—	*9*	—	—	—	—	*112*
„ *Sind*	—	—	—	—	*3,009*	—	—	—	—	*51,011*
„ *Madras*	—	—	—	—	*22,503*	—	—	—	—	*1,50,927*
„ *Burma*	—	—	—	—	*23,749*	..	..	..	..	*1,43,823*
TOTAL	—	—	—	—	54,370	—	—	—	—	3,45,873
Others (III, D) (*a*)—										
United Kingdom (*including* Channel Islands)	—	—	—	—	—	—	—	—	—	21,59,493
Canada—										
Via Atlantic Coast	—	—	—	—	—	—	—	—	—	7,062
Other British Possessions	—	—	—	—	—	—	—	—	—	885
TOTAL BRITISH EMPIRE	—	—	—	—	—	—	—	—	—	21,67,440
U. S. S. R.—										
Northern	—	—	—	—	—	—	—	—	—	12,958
Sweden	—	—	—	—	—	—	—	—	—	1,78,132
Germany	—	—	—	—	—	—	—	—	—	8,70,348
Netherlands	—	—	—	—	—	—	—	—	—	6,891
Belgium	—	—	—	—	—	—	—	—	—	6,721
France	—	—	—	—	—	—	—	—	—	49,987
Austria	—	—	—	—	—	—	—	—	—	21,066
Japan	—	—	—	—	—	—	—	—	—	1,42,287
United States of America—										
Via Atlantic Coast	—	—	—	—	—	—	—	—	—	10,67,931
„ Pacific „	—	—	—	—	—	—	—	—	—	1,643
Other Foreign Countries	—	—	—	—	—	—	—	—	—	5,710
TOTAL FOREIGN COUNTRIES	—	—	—	—	—	—	—	—	—	23,63,174
Share of Bengal	—	—	—	—	—	—	—	—	—	*16,50,097*
„ *Bombay*	—	—	—	—	—	—	—	—	—	*11,30,000*
„ *Sind*	—	—	—	—	—	—	—	—	—	*7,75,910*
„ *Madras*	—	—	—	—	—	—	—	—	—	*4,86,656*
„ *Burma*	—	—	—	—	—	—	—	—	—	*4,87,961*
TOTAL	—	—	—	—	—	—	—	—	—	45,30,614

(*a*) Separately recorded from 1936-37.

No. 10—*continued*

ARTICLES, AND COUNTRIES OF CONSIGNMENT; ALSO SHARE OF EACH PROVINCE	QUANTITY					VALUE				
	1932-33	1933-34	1934-35	1935-36	1936-37	1932-33	193334	1934-35	1935-36	1936-37
						R	R	R	R	R
Hardware (*excluding* Cutlery and Electroplated ware)—*continued*										
Lamps, metal (III. D)—	No.	No.	No.	No.	No.					
United Kingdom (*including* Channel Islands)	21,305	22,906	16,405	20,142	41,230	86,875	89,834	83,958	1,16,290	1,51,286
Straits Settlements	29	1,024	24	74	776	153	6,741	100	24	274
Hongkong	32	..	..	247	15,100	466	..	..	274	8,106
Other British Possessions	134	82	1,098	552	142	491	456	3,064	397	489
TOTAL BRITISH EMPIRE	21,500	24,102	17,527	21,015	57,438	87,985	97,031	87,122	1,16,995	1,60,345
Sweden	3,678	15,681	26,304	25,364	30,035	76,997	1,22,154	1,92,768	1,70,918	90,611
Germany	2,787,169	2,579,278	3,818,080	4,007,169	3,973,240	36,13,736	28,11,753	35,38,158	38,48,552	36,35,044
Austria	127,239	115,755	82,888	83,918	75,931	2,03,999	1,85,175	1,55,857	1,54,222	1,21,184
Hungary	52,828	25,415	64,020	27,676	6,361	80,370	18,042	33,793	20,502	2,689
Czechoslovakia	9,148	1,511	8,877	9,383	2,610	12,818	3,817	10,094	11,764	2,263
Japan	62,008	258,492	397,618	294,196	213,466	64,487	1,58,462	2,28,228	1,26,469	71,788
China (*exclusive* of Hongkong and Macao)	2	4	..	..	13,310	2	73	..	..	6,428
United States of America—										
Vid Atlantic Coast	9,778	721,775	1,251,094	1,178,243	292,875	31,960	6,34,261	10,28,952	9,23,615	2,63,142
„ Pacific „	113	..	..	3	..	1,853	..	..	25	..
Other Foreign Countries	3,860	1,191	571	1,561	341	7,336	4,854	3,108	6,292	1,501
TOTAL FOREIGN COUNTRIES	3,061,833	3,719,102	5,149,452	5,637,513	4,608,169	40,43,558	39,38,591	51,35,958	52,62,359	41,94,850
Share of Bengal	*1,935,130*	*1,267,199*	*2,016,515*	*2,643,149*	*2,011,135*	*12,66,148*	*12,62,776*	*18,96,435*	*23,45,871*	*17,17,664*
„ *Bombay*	*890,161*	*872,605*	*985,014*	*927,491*	*730,715*	*13,25,807*	*12,29,696*	*12,42,226*	*10,91,706*	*9,07,109*
„ *Sind*	*421,968*	*461,939*	*644,457*	*736,276*	*661,167*	*5,01,288*	*4,56,410*	*6,15,171*	*6,39,652*	*4,95,228*
„ *Madras*	*676,449*	*917,818*	*1,174,180*	*1,063,015*	*1,005,264*	*3,24,058*	*3,71,254*	*10,82,813*	*9,25,245*	*3,16,163*
„ *Burma*	*149,624*	*324,643*	*346,343*	*288,599*	*261,336*	*2,94,342*	*2,19,456*	*3,33,636*	*3,27,080*	*3,60,037*
TOTAL	3,083,323	3,743,204	5,166,979	5,658,528	4,665,607	41,31,543	40,35,622	52,75,080	53,79,354	43,55,195
Lamps, glass (III. D)—	No.	No.	No.	No.	No.					
United Kingdom (*including* Channel Islands)	123	128	90	6,003	3,256	1,047	543	15,500	5,302	1,985
Other British Possessions	2	176	162	3	329	2	106	24	4	164
TOTAL BRITISH EMPIRE	125	304	252	6,006	3,585	1,049	649	15,524	5,306	2,149
Germany	2,260	1,254	1,967	1,727	839	7,549	2,285	2,187	1,710	732
Italy (*including* Fiume)	2,376	..	5	12	..	4,021	..	18,816	96	..
Czechoslovakia	589	3,051	35,206	967	1,682	1,014	2,942	7,728	6,276	1,845
Japan	28,454	165,309	494,677	345,813	365,204	6,365	43,262	1,54,579	80,387	63,405
Other Foreign Countries	249	298	602	2,580	1,151	972	4,627	300	1,082	1,840
TOTAL FOREIGN COUNTRIES	33,928	169,912	532,557	351,099	368,876	19,921	53,116	1,83,555	89,551	67,322
Share of Bengal	*1*	*2,343*	*3,360*	*10,034*	*4,472*	*115*	*649*	*1,438*	*6,221*	*2,971*
„ *Bombay*	*23,115*	*102,524*	*197,147*	*112,178*	*89,418*	*13,098*	*37,730*	*91,543*	*39,419*	*18,868*
„ *Sind*	*1,161*	*2,177*	*1,442*	*1,366*	*1,280*	*275*	*554*	*391*	*598*	*416*
„ *Madras*	*533*	*3,448*	*11,077*	*19,998*	*8,295*	*741*	*1,521*	*5,881*	*5,782*	*2,569*
„ *Burma*	*10,444*	*59,224*	*319,783*	*213,529*	*268,801*	*1,741*	*13,121*	*99,896*	*43,899*	*44,656*
TOTAL	34,053	170,216	532,809	357,105	372,461	20,970	58,765	1,99,079	94,857	69,471

No. 10—*continued*

ARTICLES, AND COUNTRIES OF CONSIGNMENT; ALSO SHARE OF EACH PROVINCE	QUANTITY					VALUE				
	1932-33	1933-34	1934-35	1935-36	1936-37	1932-33	1933-34	1934-35	1935-36	1936-37
Hardware (*excluding* Cutlery and Electroplated ware)—*continued*						R	R	R	R	R
Parts of lamps, other than *glass* (*III. D*)—										
United Kingdom (*including* Channel Islands)	—	—	—	—	—	58,776	48,902	59,818	65,324	40,332
Other British Possessions	—	—	—	—	—	229	335	165	54	23
TOTAL BRITISH EMPIRE	—	—	—	—	—	54,005	49,237	59,483	65,378	40,355
Sweden	—	—	—	—	—	8,450	16,602	17,456	24,400	9,399
Germany	—	—	—	—	—	3,78,000	2,54,628	2,82,480	2,98,609	2,25,257
Austria	—	—	—	—	—	28,782	23,011	21,742	26,134	21,458
Hungary	—	—	—	—	—	12,468	3,707	6,074	4,805	1,638
Czechoslovakia	—	—	—	—	—	6,074	1,068	5,679	2,839	2,921
Japan	—	—	—	—	—	44,109	55,299	35,881	26,637	29,006
United States of America—										
Via Atlantic Coast	—	—	—	—	—	11,240	15,175	5,554	8,860	2,560
" Pacific	—	—	—	—	—	157	--	--	10	..
Other Foreign Countries	—	—	—	—	—	2,888	4,356	3,468	903	1,846
TOTAL FOREIGN COUNTRIES	—	—	—	—	—	4,94,113	3,73,841	3,80,429	3,93,197	2,94,085
Share of Bengal	—	—	—	—	—	*1,11,221*	*1,10,337*	*95,536*	*97,463*	*69,064*
" *Bombay*	—	—	—	—	—	*3,16,978*	*2,16,584*	*2,38,719*	*2,53,109*	*1,77,779*
" *Sind*	—	—	—	—	—	*14,120*	*15,888*	*20,488*	*27,553*	*16,351*
" *Madras*	—	—	—	—	—	*97,360*	*75,026*	*80,378*	*72,381*	*66,834*
" *Burma*	—	—	—	—	—	*8,439*	*6,303*	*4,891*	*3,069*	*4,422*
TOTAL	—	—	—	—	—	5,48,118	4,23,078	4,89,912	4,58,575	3,34,440
Hand pumps (*III.D*) (*a*)—					No.					
United Kingdom (*including* Channel Islands)	—	—	—	—	12,379	—	—	—	—	1,06,558
Other British Possessions	—	—	—	—	77	—	—	—	—	384
TOTAL BRITISH EMPIRE	—	—	—	—	12,456	—	—	—	—	1,06,942
Germany	—	—	—	—	24,006	—	—	—	—	48,916
Japan	—	—	—	—	2,631	—	—	—	—	13,079
United States of America—										
Via Atlantic Coast	—	—	—	—	4,910	—	—	—	—	98,917
Other Foreign Countries	—	—	—	—	360	—	—	—	—	6,462
TOTAL FOREIGN COUNTRIES	—	—	—	—	32,876	—	—	—	—	1,67,375

(*a*) Separately recorded from 1936-37.

No. 10—*continued.*

ARTICLES, AND COUNTRIES OF CONSIGNMENT; ALSO SHARE OF EACH PROVINCE	QUANTITY					VALUE				
	1932-33	1933-34	1934-35	1935-36	1936-37	1932-33	1933-34	1934-35	1935-36	1936-37
						R	R	R	R	R
Hardware (excluding Cutlery and Electroplated ware)—continued										
Hand pumps (III D) (a)—contd.					No.					
Share of Bengal	—	—	—	—	*6,782*	—	—	—	—	*87,156*
„ *Bombay*	—	—	—	—	*25,654*	—	—	—	—	*1,67,476*
„ *Sind*	—	—	—	—	*3,481*	—	—	—	—	*25,966*
„ *Madras*	—	—	—	—	*3,207*	—	—	—	—	*45,095*
„ *Burma*	—	—	—	—	*1,208*	—	—	—	—	*8,624*
TOTAL	—	—	—	—	45,332	—	—	—	—	2,74,317
Safes and strong boxes of metal (III-D)—	No.	No.	No.	No.	No.					
United Kingdom (*including* Channel Islands)	144	87	143	522	405	22,626	11,226	17 804	38,410	15,267
Other British Possessions	72	23	8	24	14	3,309	1,629	419	1,658	732
TOTAL BRITISH EMPIRE	216	110	151	546	419	25,935	12,956	18,223	40,068	16,019
Germany	49	3	2	52	65	2,572	4,199	416	559	9,241
Japan	50	806	742	1,319	755	245	422	3,895	6,016	3,689
Other Foreign Countries	48	750	50	40	112	4,807	5,218	3,428	3,689	7,488
TOTAL FOREIGN COUNTRIES	147	1,059	794	1,411	932	7,624	9,840	7,737	10,264	20,418
Share of Bengal	*93*	*67*	*169*	*492*	*29*	*15,779*	*7,804*	*13,291*	*18,907*	*4,030*
„ *Bombay*	*60*	*1,044*	*29*	*337*	*292*	*3,245*	*3,115*	*1,288*	*16,336*	*2,321*
„ *Sind*	*2*	*5*	*26*	*10*	*13*	*2,732*	*989*	*3,619*	*3,091*	*2,636*
„ *Madras*	*188*	*42*	*17*	*17*	*134*	*7,342*	*4,048*	*3,510*	*2,306*	*6,497*
„ *Burma*	*20*	*11*	*704*	*1,101*	*883*	*4,559*	*1,742*	*5,153*	*10,698*	*10,938*
TOTAL	363	1,169	945	1,957	1,351	33,559	22,795	25,960	50,382	36,492
Shoes (III. D)—	No.	No.	No.	No.	No.					
United Kingdom (*including* Channel Islands)	17,427	9,428	16,171	18,432	8,896	69,014	70,936	80,010	91,755	85,287
Other British Possessions	34	46	61	32	1	91	181	862	370	2
TOTAL BRITISH EMPIRE	17,461	9,474	16,232	18,464	8,897	69,105	71,117	80,872	92,125	85,289

(a) Separately recorded from 1936-37.

No. 10—*continued*

ARTICLES, AND COUNTRIES OF CONSIGNMENT; ALSO SHARE OF EACH PROVINCE	QUANTITY					VALUE				
	1932-33	1933-34	1934-35	1935-36	1936-37	1932-33	1933-34	1934-35	1935-36	1936-37
						R	R	R	R	R
Hardware (excluding Cutlery and Electroplated ware)—continued										
Stores (III. D)—continued	No.	No.	No.	No.	No.					
Sweden	80,669	102,984	105,224	98,394	93,503	2,83,944	3,18,096	3,32,653	3,24,675	3,08,254
Germany	24,096	19,417	18,020	8,353	21,452	32,331	26,243	24,864	26,419	34,751
Austria	13,468	4,435	5,620	1,519	609	40,988	15,160	18,212	7,946	3,362
Japan	63	318	1,905	1,520	6,621	374	296	1,758	2,123	17,010
United States of America—										
Vid Atlantic Coast	794	711	2,049	1,342	1,234	12,794	9,092	19,074	21,459	18,839
„ Pacific „	2	..	..	1	7	158	..	..	10	655
Other Foreign Countries	702	351	239	186	1,063	3,668	2,134	2,369	2,458	5,811
TOTAL FOREIGN COUNTRIES	119,794	128,216	128,068	111,315	124,489	3,74,207	3,71,026	3,98,930	3,85,090	3,88,702
Share of Bengal	*45,798*	*46,006*	*44,819*	*42,248*	*38,663*	*1,32,315*	*1,39,178*	*1,38,771*	*1,77,741*	*1,38,550*
„ *Bombay*	*58,133*	*56,698*	*64,199*	*50,806*	*68,665*	*2,02,342*	*1,91,932*	*2,17,628*	*1,81,627*	*2,15,883*
„ *Sind*	*13,030*	*11,718*	*11,076*	*21,444*	*13,420*	*59,069*	*52,840*	*58,795*	*69,770*	*70,768*
„ *Madras*	*18,059*	*21,225*	*21,382*	*12,992*	*10,841*	*35,740*	*45,466*	*51,474*	*35,402*	*32,372*
„ *Burma*	*(2,235*	*2,043*	*2,527*	*2,289*	*1,807*	*13,846*	*12,727*	*13,334*	*12,675*	*16,418*
TOTAL	137,255	137,690	144,395	129,779	133,386	4,43,312	4,42,143	4,79,802	4,77,215	4,73,091
Other sorts (III. D)—										
United Kingdom (*including* Channel Islands)	—	—	—	—	—	55,55,902	62,38,397	59,82,964	62,32,126	57,99,670
Bahrein Islands	—	—	—	—	—	5,923	9,232	10,246	8,648	22,005
Ceylon (*excluding* Maldives)	—	—	—	—	—	7,51,887	3,85,699	3,01,963	2,48,580	27,800
Straits Settlements	—	—	—	—	—	47,898	1,12,669	1,80,347	1,87,192	1,52,099
Hongkong	—	—	—	—	—	4,550	2,744	5,788	5,134	14,208
Kenya Colony	—	—	—	—	—	6,076	3,738	5,803	766	879
Canada—										
Vid Atlantic Coast	—	—	—	—	—	5,994	3,907	16,125	3,059	2,525
„ Pacific „	—	—	—	—	—	2	125	156	13	..
Commonwealth of Australia	—	—	—	—	—	5,280	8,801	11,888	30,281	24,281
Other British Possessions	—	—	—	—	—	10,376	6,302	7,358	6,815	7,516
TOTAL BRITISH EMPIRE	—	—	—	—	—	63,93,888	67,71,609	65,22,138	67,22,613	60,51,023
Finland	—	—	—	—	—	..	253	147	4,344	5,041
Estonia	—	—	—	—	—	16,068	..	893	60	453
Sweden	—	—	—	—	—	3,34,016	4,66,548	4,19,113	4,20,290	3,76,054
Norway	—	—	—	—	—	72,557	82,220	70,177	67,486	88,112
Denmark	—	—	—	—	—	45,751	43,025	78,272	43,612	20,415
Germany	—	—	—	—	—	34,38,862	28,05,275	30,23,306	32,74,692	27,91,144
Netherlands	—	—	—	—	—	93,591	76,459	63,545	73,718	1,06,864
Belgium	—	—	—	—	—	2,55,990	2,12,758	2,76,814	2,23,290	2,31,295
France	—	—	—	—	—	1,04,647	1,51,285	1,80,683	1,24,442	1,03,665
Switzerland	—	—	—	—	—	11,598	12,569	11,352	5,847	3,922
Italy (*including* Fiume)	—	—	—	—	—	1,09,263	86,036	63,986	93,676	28,968
Austria	—	—	—	—	—	1,34,704	1,04,277	1,23,906	97,621	71,528
Hungary	—	—	—	—	—	1,088	3,644	3,608	10,585	5,189
Czechoslovakia	—	—	—	—	—	5,62,130	5,25,412	5,41,964	5,31,775	3,74,836
Yugo-Slavia (Kingdom of the Serbs, Croats and Slovenes)	—	—	—	—	—	1,29,763	1,34,571	82,581	4,193	4,896
Muskat Territory and Trucial Oman	—	—	—	—	—	7,254	9,140	7,385	9,665	8,499
Other Native States in Arabia	—	—	—	—	—	966	..	235	426	6,649
Iraq	—	—	—	—	—	16,452	15,262	11,103	10,778	15,590
Iran	—	—	—	—	—	6,581	5,400	17,156	8,867	10,374
Sumatra	—	—	—	—	—	37	752	1,051	50	19,667
Java	—	—	—	—	—	2,27,648	1,23,161	1,07,497	67,729	71,611
Japan	—	—	—	—	—	10,93,689	14,13,656	13,83,290	17,89,178	19,81,341
China (*excluding* Hongkong and Macao)	—	—	—	—	—	18,333	17,399	14,319	11,803	9,690

No. 10—*continued*

ARTICLES, AND COUNTRIES OF CONSIGNMENT; ALSO SHARE OF EACH PROVINCE	Quantity					Value				
	1932-33	1933-34	1934-35	1935-36	1936-37	1932-33	1933-34	1934-35	1935-36	1936-37
						R	R	R	R	R
Hardware (*excluding* Cutlery and Electroplated ware)—*continued*										
Other sorts (III. D)—continued										
United States of America—*Vid* Atlantic Coast	—	—	—	—	—	6,49,312	6,79,163	7,39,756	7,49,631	8,09,605
„ Pacific „	—	—	—	—	—	8,254	7,132	26,529	2,923	7,967
Other Foreign Countries	—	—	—	—	—	2,058	5,091	4,504	4,200	5,641
TOTAL FOREIGN COUNTRIES	—	—	—	—	—	74,29,613	69,83,498	72,02,672	76,31,932	71,58,096
Share of Bengal	—	—	—	—	—	*27,01,343*	*45,02,483*	*40,72,038*	*47,91,905*	*46,36,352*
„ *Bombay*	—	—	—	—	—	*34,57,633*	*34,99,994*	*33,33,535*	*35,62,324*	*29,09,133*
„ *Sind*	—	—	—	—	—	*10,35,612*	*10,27,576*	*9,51,656*	*11,15,056*	*10,61,949*
„ *Madras*	—	—	—	—	—	*14,48,639*	*15,21,644*	*14,67,466*	*14,79,187*	*16,56,007*
„ *Burma*	—	—	—	—	—	*11,30,223*	*13,10,413*	*13,60,093*	*14,06,203*	*15,45,632*
TOTAL	—	—	—	—	—	1,38,23,501	1,37,55,107	1,37,24,810	1,43,54,545	1,32,09,059
Total of Hardware (excluding *Cutlery and Electroplated ware*)—										
United Kingdom (*including* Channel Islands)	—	—	—	—	—	91,44,030	97,55,822	97,96,430	1,04,01,968	98,62,315
Bahrein Islands	—	—	—	—	—	6,264	9,232	10,246	8,648	22,005
Ceylon (*excluding* Maldives)	—	—	—	—	—	7,69,146	3,92,478	3,07,286	2,62,388	31,921
Straits Settlements	—	—	—	—	—	54,506	1,29,022	1,95,239	2,00,887	1,55,760
Hongkong	—	—	—	—	—	9,996	7,614	8,289	6,784	23,880
Union of South Africa	—	—	—	—	—	6,838	867	364	1,581	1,665
Kenya Colony	—	—	—	—	—	6,478	4,058	5,922	978	951
Canada—*Vid* Atlantic Coast	—	—	—	—	—	10,907	4,870	20,462	15,651	15,306
„ Pacific „	—	—	—	—	—	2	125	156	13	..
Commonwealth of Australia	—	—	—	—	—	5,346	10,717	23,521	40,052	25,800
Other British Possessions	—	—	—	—	—	10,720	5,879	7,724	7,142	6,545
TOTAL BRITISH EMPIRE	—	—	—	—	—	1,00,23,828	1,03,20,677	1,03,75,639	1,09,46,042	1,01,46,148
U. S. S. R.—Northern	—	—	—	—	—	..	..	..	..	12,958
Southern	—	—	—	—	—	10	179	34	..	75
Finland	—	—	—	—	—	..	253	147	13,147	9,672
Estonia	—	—	—	—	—	16,310	..	3,029	5,121	955
Sweden	—	—	—	—	—	14,93,795	15,83,224	17,45,277	18,72,235	15,42,163
Norway	—	—	—	—	—	73,128	87,811	70,299	71,436	1,22,953
Poland (*including* Danzig)	—	—	—	—	—	535	1,866	10,029	18,502	3,110
Denmark	—	—	—	—	—	48,960	43,643	79,229	51,522	24,576
Germany	—	—	—	—	—	1,07,97,666	86,13,699	95,39,087	1,08,38,226	93,71,014
Netherlands	—	—	—	—	—	1,10,678	91,358	70,182	91,077	1,17,789
Belgium	—	—	—	—	—	3,48,587	2,85,170	3,46,988	3,32,401	2,96,032
France	—	—	—	—	—	3,13,904	2,30,349	2,60,464	2,04,828	1,67,045
Switzerland	—	—	—	—	—	18,478	17,465	16,301	7,948	6,981
Italy (*including* Fiume)	—	—	—	—	—	1,51,139	1,71,752	1,69,625	1,23,123	37,127
Austria	—	—	—	—	—	4,75,979	4,06,447	3,86,760	3,48,779	2,92,374
Hungary	—	—	—	—	—	55,864	40,552	1,31,212	1,03,313	53,342
Czechoslovakia	—	—	—	—	—	9,05,557	8,15,780	9,36,137	8,90,170	5,80,714
Yugo-Slavia (Kingdom of the Serbs, Croats, and Slovenes)	—	—	—	—	—	1,29,763	1,34,571	32,676	4,193	4,930
Maskat Territory and Trucial Oman	—	—	—	—	—	7,254	9,171	8,103	9,856	8,515
Other Native States in Arabia	—	—	—	—	—	1,102	582	235	430	6,709
Iraq	—	—	—	—	—	16,751	15,516	11,403	10,849	17,156
Iran	—	—	—	—	—	7,304	6,774	17,882	8,967	10,448
Sumatra	—	—	—	—	—	37	752		50	19,687
Java	—	—	—	—	—	2,27,649	1,23,196	1,07,497	67,744	71,836
Japan	—	—	—	—	—	30,11,217	34,77,411	32,14,908	35,01,697	34,14,799
China (*exclusive* of Hongkong and Macao)	—	—	—	—	—	20,870	20,576	17,569	12,826	18,417
Egypt	—	—	—	—	—	11,372	3,545	1,101	2,528	62

No. 10—*continued*

ARTICLES, AND COUNTRIES OF CONSIGNMENT; ALSO SHARE OF EACH PROVINCE	QUANTITY					VALUE				
	1932-33	1933-34	1934-35	1935-36	1936-37	1932-33	1933-34	1934-35	1935-36	1936-37
Hardware (*excluding* Cutlery and Electroplated ware)—*concluded*						R	R	R	R	R
Total of Hardware (excluding Cutlery and Electroplated ware)—continued.										
United States of America—										
Vid Atlantic Coast	—	—	—	—	—	18,38,197	22,67,584	29,39,822	30,61,297	25,59,052
„ Pacific „	—	—	—	—	—	13,082	8,687	32,620	12,442	14,358
Other Foreign Countries	—	—	—	—	—	3,084	5,835	4,386	5,021	4,310
TOTAL FOREIGN COUNTRIES	—	—	—	—	—	1,98,97,781	1,84,62,707	2,01,54,073	2,17,29,723	1,87,89,169
Share of Bengal	—	—	—	—	—	*97,48,089*	*92,62,691*	*94,86,841*	*1,10,74,097*	*96,91,642*
„ *Bombay*	—	—	—	—	—	*1,01,43,248*	*95,22,246*	*99,70,103*	*98,93,304*	*86,86,235*
„ *Sind*	—	—	—	—	—	*32,95,333*	*32,40,455*	*36,11,315*	*38,96,320*	*36,07,332*
„ *Madras*	—	—	—	—	—	*41,31,041*	*40,76,768*	*42,39,570*	*42,63,922*	*35,92,471*
„ *Burma*	—	—	—	—	—	*26,03,848*	*26,81,324*	*32,21,883*	*35,48,122*	*33,57,727*
TOTAL	—	—	—	—	—	2,99,21,559	2,87,83,384	3,05,29,712	3,26,75,765	2,89,35,307
Hides and Skins, raw—										
Hides, raw (H. E)—	Tons	Tons	Tons	Tons	Tons					
United Kingdom (*including* Channel Islands)	2	6	53	47	..	2,013	2,617	28,346	10,642	487
Ceylon (*excluding* Maldives)	396	352	342	290	366	1,19,886	97,730	88,104	73,790	1,14,490
Straits Settlements	23	10	9	6	16	3,579	7,136	3,946	3,250	22,361
Kenya Colony	14	10	5	2	1	5,815	4,790	2,600	2,400	1,375
Tanganyika Territory	..	13	2	..	..	..	11,656	1,500	..	200
Commonwealth of Australia	44	45	1	3	..	23,020	32,384	377	1,406	..
New Zealand	8	..	..	..	..	5,065	..	..	..	76
Other British Possessions	5	..	1	2	5	2,267	500	520	1,048	2,325
TOTAL BRITISH EMPIRE	492	436	413	350	388	1,66,445	1,56,813	1,25,393	92,536	1,41,314
Native States in Arabia *other than* Maskat Territory and Trucial Oman	6	5	..	..	22	2,553	3,241	..	320	14,406
Iraq	8	259	52	1	3	3,041	67,015	12,140	220	1,640
Java	..	6	44	53	10	..	2,801	44,776	70,712	18,781
Siam	191	161	98	154	91	70,447	58,087	34,269	48,572	49,057
French Indo-China	..	..	28	..	..	..	..	8,052	20	..
Argentine Republic (*including* the Atlantic Coast of Patagonia)	..	..	..	..	7	..	..	..	..	7,410
Other Foreign Countries	5	2	15	1	1	3,996	635	5,078	1,330	1,036
TOTAL FOREIGN COUNTRIES	210	433	237	209	134	80,037	1,38,779	1,04,315	1,21,174	92,330
Share of Bengal	*1*	*2*	*5*	*15*	*6*	*1,894*	*437*	*1,360*	*4,756*	*2,906*
„ *Bombay*	*57*	*282*	*79*	*10*	*9*	*26,367*	*80,119*	*23,351*	*6,928*	*5,633*
„ *Sind*	..	..	*6*	*1*	*1*	..	*365*	*2,578*	*1,230*	*943*
„ *Madras*	*644*	*585*	*560*	*533*	*506*	*2,21,121*	*2,14,671*	*2,02,419*	*2,00,746*	*2,24,162*
TOTAL	702	869	650	559	522	2,49,382	2,95,592	2,29,708	2,13,710	2,33,644
Skins, raw (H. E)—	Tons	Tons	Tons	Tons	Tons					
United Kingdom (*including* Channel Islands)	..	2	15	4	0	3,078	19,517	47,957	26,071	28,161
Aden and Dependencies	80	70	133	158	164	36,166	51,730	99,149	95,012	1,19,493
Bahrein Islands	13	11	30	9	14	3,660	2,870	13,946	3,230	9,812
Ceylon (*excluding* Maldives)	198	261	248	441	281	1,65,768	1,79,519	1,38,875	1,78,629	1,67,639
Straits Settlements	47	58	74	53	48	54,510	1,33,422	51,836	38,561	51,037

No. 10—*continued*

ARTICLES AND COUNTRIES OF CONSIGNMENT; ALSO SHARE OF EACH PROVINCE	Quantity					Value				
	1932-33	1933-34	1934-35	1935-36	1936-37	1932-33	1933-34	1934-35	1935-36	1936-37
						R	R	R	R	R
Hides and Skins, raw—*continued*										
Skins, raw (*H. E*)—continued	Tons	Tons	Tons	Tons	Tons					
Kenya Colony	26	28	9	18	12	17,886	20,630	4,840	17,370	13,744
Tanganyika Territory	1	2	18	13	11	1,055	1,200	11,740	15,230	18,350
Seychelles	..	9	..	..	..	..	8,756	..	..	..
Commonwealth of Australia	89	48	41	31	16	27,043	34,217	23,137	19,248	15,294
New Zealand	1	3	26	6	12	450	2,167	24,325	3,512	11,285
Other British Possessions	..	3	3	3	5	2,759	1,827	2,550	3,524	4,391
TOTAL BRITISH EMPIRE	455	505	597	741	569	2,17,375	4,55,855	4,18,355	3,95,380	4,39,146
Italy (*including* Fiume)	..	..	..	1	3	68	..	510	3,025	3,714
Turkey, European	..	..	..	..	24	..	..	..	..	1,24,180
Maskat Territory and Trucial Oman	5	12	29	25	53	2,416	5,173	13,479	13,588	47,702
Other Native States in Arabia	24	163	200	167	127	17,688	1,75,575	1,62,832	1,64,750	1,35,083
Iraq	346	394	228	194	205	1,21,462	1,31,689	92,735	67,720	1,31,322
Iran	257	270	298	233	38	95,261	85,547	1,09,121	1,12,453	39,016
Java	..	5	..	1	..	2,737	26,398	..	3,749	..
French Indo-China	2	1	..	..	..	53,569	10,593	..	..	75
Egypt	..	..	3	..	10	..	..	2,917	..	5,805
United States of America—										
Vid Atlantic Coast	..	..	..	5	6	500	..	910	19,496	30,650
Other Foreign Countries	..	3	6	1	5	1,605	4,822	6,468	1,540	13,038
TOTAL FOREIGN COUNTRIES	634	848	764	627	471	2,95,308	4,29,798	3,88,972	3,91,271	5,80,555
Share of Bengal	*1*	*3*	*3*	*7*	*5*	*15,735*	*55,282*	*1,342*	*17,223*	*19,371*
„ *Bombay*	*618*	*776*	*746*	*630*	*482*	*2,38,372*	*3,01,157*	*3,86,080*	*3,44,152*	*4,14,143*
„ *Sind*	*70*	*26*	*31*	*41*	*64*	*33,065*	*9,172*	*12,812*	*26,192*	*1,42,777*
„ *Madras*	*490*	*543*	*581*	*690*	*439*	*3,25,509*	*5,29,242*	*4,07,193*	*4,00,070*	*3,93,410*
„ *Burma*	..	..	..	..	..	..	*500*	..	*16*	..
TOTAL	1,089	1,353	1,361	1,368	1,040	6,12,681	8,95,653	8,07,327	7,86,651	9,69,701
Total of Hides and Skins, Raw—	Tons	Tons	Tons	Tons	Tons					
United Kingdom (*including* Channel Islands)	2	8	68	51	6	10,991	22,134	76,303	36,713	28,588
Aden and Dependencies	83	70	133	159	169	37,654	51,730	99,149	95,610	1,21,798
Bahrein Islands	14	11	31	10	14	4,164	2,870	14,266	3,680	9,812
Ceylon (*excluding* Maldives)	594	613	590	731	647	2,85,654	2,77,249	2,26,979	2,47,419	2,82,129
Straits Settlements	70	78	83	64	64	63,089	1,40,558	55,732	41,811	73,398
Kenya Colony	40	38	14	20	13	23,701	25,420	7,440	19,770	15,119
Tanganyika Territory	1	15	20	13	11	1,055	12,856	13,240	15,230	18,550
Seychelles	..	9	..	..	..	..	8,756	..	..	..
Commonwealth of Australia	133	93	42	34	16	50,903	66,601	23,514	20,647	15,294
New Zealand	9	3	25	6	12	5,515	2,167	24,325	3,512	11,301
Other British Possessions	1	3	3	3	5	3,034	2,327	2,750	3,524	4,411
TOTAL BRITISH EMPIRE	947	911	1,010	1,091	957	4,85,820	6,12,668	5,43,748	4,87,916	5,80,460
Italy (*including* Fiume)	..	..	..	1	3	68	..	510	3,025	[3,714
Turkey, European	..	..	..	..	24	..	..	..	..	1,24,180
Maskat Territory and Trucial Oman	6	12	35	25	53	3,166	5,416	15,907	14,548	47,895
Other Native States in Arabia	30	168	200	167	149	20,241	1,78,816	1,62,832	1,65,070	149,459
Iraq	354	652	280	195	208	1,25,408	1,98,704	1,04,875	67,940	1,32,962
Iran	257	272	307	238	38	95,261	85,989	1,11,741	1,12,453	39,016
Java	4	11	44	54	10	5,458	36,199	44,776	74,401	18,781
Siam	191	162	98	154	91	71,891	59,223	35,514	48,902	44,057
French Indo-China	2	1	28	..	..	53,569	10,593	8,052	20	75

No. 10—*continued*

ARTICLES, AND COUNTRIES OF CONSIGNMENT; ALSO SHARE OF EACH PROVINCE	QUANTITY					VALUE				
	1932-33	1933-34	1934-35	1935-36	1936-37	1932-33	1933-34	1934-35	1935-36	1936-37
Hides and Skins, raw—*concluded*						R	R	R	R	R
Total of Hides and Skins, Raw (II. E) —continued	Tons	Tons	Tons	Tons	Tons					
Egypt	..	..	..	..	11	..	..	..	..	6,605
United States of America—										
Vid Atlantic Coast	..	..	..	5	6	500	..	910	19,496	30,693
Argentine republic (*including* the Atlantic Coast of Patagonia)	..	..	..	..	7	..	..	..	..	7,410
Other Foreign Countries	..	2	9	2	5	696	3,687	3,170	1,530	13,038
TOTAL FOREIGN COUNTRIES	844	1,281	1,001	836	605	3,76,243	5,78,577	4,93,287	5,12,445	6,22,885
Share of Bengal	*2*	*10*	*8*	*22*	*11*	*17,629*	*65,719*	*2,602*	*21,979*	*22,277*
" *Bombay*	*675*	*1,058*	*825*	*640*	*491*	*2,64,739*	*3,81,276*	*4,09,431*	*3,51,080*	*4,19,776*
" *Sind*	*70*	*26*	*37*	*43*	*65*	*33,065*	*9,337*	*15,390*	*26,472*	*1,43,720*
" *Madras*	*1,044*	*1,128*	*1,141*	*1,228*	*995*	*5,46,630*	*7,43,913*	*6,09,615*	*6,00,816*	*6,17,572*
" *Burma*	..	..	..	..	..	..	*500*	..	*14*	..
TOTAL	1,791	2,222	2,011	1,927	1,562	8,62,063	11,91,245	10,37,035	10,00,361	12,03,345
Hops (I. I) —										
United Kingdom (*including* Channel Islands)	Cwts. 609	Cwts. 379	Cwts. 459	Cwts. 354	Cwts. 374	66,107	49,483	78,925	44,515	45,970
Other British Possessions	73	..	22	12	22	4,040	26	2,296	1,719	2,790
TOTAL BRITISH EMPIRE	682	379	481	366	396	70,147	49,509	81,221	46,234	48,760
Germany	334	316	329	317	169	16,618	22,140	27,136	28,149	11,167
United States of America—										
Vid Atlantic Coast	..	31	144	59	101	..	4,586	7,688	3,636	4,687
" Pacific "	..	33	31	43	..	..	3,953	2,453	2,790	..
Other Foreign Countries	78	5	21	11	21	3,803	253	1,848	827	607
TOTAL FOREIGN COUNTRIES	412	385	525	430	291	20,421	30,932	39,125	35,402	16,671
Share of Bengal	*129*	*178*	*112*	*153*	*105*	*13,111*	*20,004*	*12,103*	*14,840*	*11,783*
" *Bombay*	*283*	*278*	*264*	*298*	*125*	*23,407*	*20,932*	*41,276*	*17,545*	*5,904*
" *Sind*	*367*	*101*	*396*	*219*	*265*	*23,737*	*17,576*	*39,151*	*21,239*	*28,479*
" *Madras*	*212*	*197*	*158*	*107*	*118*	*13,092*	*10,328*	*9,326*	*11,662*	*8,760*
" *Burma*	*103*	*80*	*76*	*109*	*74*	*12,221*	*11,601*	*18,491*	*16,450*	*10,514*
TOTAL	1,094	764	1,006	796	687	90,568	80,441	1,20,346	81,636	65,431
Horns, tips and pieces of horn (II. S)—	Cwts.	Cwts.	Cwts.	Cwts.	Cwts.					
TOTAL BRITISH EMPIRE	61	126	123	104	153	1,357	856	341	4,256	2,819
TOTAL FOREIGN COUNTRIES	1	2	--	--	9	3	2,135	160	100	44
Share of Bengal	..	..	..	..	..	*11*	..	..	..	..
" *Bombay*	*3*	*3*	--	*4*	*3*	*1,110*	*2,761*	*213*	*4,049*	*2,595*
" *Sind*	..	..	..	..	*7*	..	..	..	--	*7*
" *Madras*	*61*	*125*	*123*	*100*	*152*	*239*	*232*	*279*	*307*	*261*
TOTAL	62	128	123	104	162	1,360	2,993	491	4,356	2,863

No. 10—*continued*

ARTICLES AND COUNTRIES OF CONSIGNMENT; ALSO SHARE OF EACH PROVINCE	QUANTITY					VALUE				
	1932-33	1933-34	1934-35	1935-36	1936-37	1932-33	1933-34	1934-35	1935-36	1936-37
						R	R	R	R	R
Hides and Skins, raw—*continued*	Tons	Tons	Tons	Tons	Tons					
Skins, raw (II. E)—continued										
Kenya Colony	26	28	9	18	12	17,886	20,630	4,840	17,370	13,744
Tanganyika Territory	1	2	18	13	11	1,055	1,200	11,740	15,230	18,350
Seychelles	..	9	..	..	..	..	8,756	..	..	..
Commonwealth of Australia	39	48	41	31	16	27,043	34,217	23,137	19,244	15,294
New Zealand	1	3	26	6	12	450	2,167	24,325	3,512	11,285
Other British Possessions	..	3	3	3	5	2,759	1,827	2,550	2,524	4,391
TOTAL BRITISH EMPIRE	455	505	597	741	569	3,17,375	4,55,855	4,18,355	3,95,380	4,39,146
Italy (*including* Fiume)	..	..	..	1	3	68	..	510	8,025	3,714
Turkey, European	..	..	..	..	24	..	..	..	..	1,24,180
Maskat Territory and Trucial Oman	5	12	29	25	53	2,416	5,173	13,479	13,338	47,702
Other Native States in Arabia	24	163	200	167	127	17,688	1,75,575	1,62,832	1,64,750	1,35,053
Iraq	346	394	228	194	205	1,21,462	1,31,689	92,735	67,720	1,31,322
Iran	257	270	298	233	38	95,261	85,547	1,09,121	1,12,453	39,016
Java	..	5	..	1	..	2,737	26,398	..	3,749	..
French Indo-China	2	1	..	..	..	53,569	10,593	..	..	75
Egypt	..	..	3	..	10	..	..	2,917	..	5,805
United States of America—										
Vid Atlantic Coast	..	..	..	5	6	500	..	910	19,496	30,650
Other Foreign Countries	..	3	6	1	5	1,605	4,823	6,468	1,540	13,038
TOTAL FOREIGN COUNTRIES	634	848	764	627	471	2,95,306	4,39,798	3,88,972	3,91,271	5,30,555
Share of Bengal	*1*	*3*	*3*	*7*	*5*	*15,735*	*55,283*	*1,343*	*17,223*	*19,371*
„ *Bombay*	*618*	*776*	*746*	*630*	*482*	*2,38,372*	*3,01,157*	*2,36,080*	*3,44,153*	*4,14,143*
„ *Sind*	*70*	*26*	*31*	*41*	*64*	*33,065*	*9,172*	*12,612*	*25,193*	*1,42,777*
„ *Madras*	*490*	*543*	*581*	*690*	*439*	*3,25,509*	*5,29,243*	*4,07,193*	*4,00,070*	*3,93,410*
„ *Burma*	..	..	..	..	..	..	*500*	..	*14*	..
TOTAL	1,089	1,353	1,361	1,368	1,040	6,12,681	8,95,655	8,07,327	7,86,651	9,69,701
Total of Hides and Skins, Raw—	Tons	Tons	Tons	Tons	Tons					
United Kingdom (*including* Channel Islands)	2	8	68	51	6	10,991	22,134	76,803	36,713	28,588
Aden and Dependencies	83	70	133	159	169	37,654	51,730	99,149	95,610	1,21,798
Bahrein Islands	14	11	31	10	14	4,164	2,870	14,266	3,680	9,812
Ceylon (*excluding* Maldives)	594	613	590	731	647	2,85,654	2,77,249	2,26,979	2,47,619	2,82,129
Straits Settlements	70	78	88	64	64	63,089	1,40,558	55,792	41,611	73,398
Kenya Colony	40	38	14	20	13	23,701	25,420	7,440	19,770	15,119
Tanganyika Territory	1	15	20	13	11	1,055	12,856	13,240	15,230	18,550
Seychelles	..	9	..	..	..	..	8,756	..	..	..
Commonwealth of Australia	133	93	42	34	16	50,963	66,601	23,514	20,047	15,294
New Zealand	9	3	26	6	12	5,515	2,167	24,325	3,512	11,301
Other British Possessions	1	3	3	3	5	3,034	2,327	2,750	2,524	4,411
TOTAL BRITISH EMPIRE	947	941	1,010	1,091	957	4,85,820	6,12,668	5,42,748	4,87,916	5,80,460
Italy (*including* Fiume)	..	..	..	1	3	68	..	510	8,025	3,714
Turkey, European	..	..	..	..	24	..	..	..	..	1,24,180
Maskat Territory and Trucial Oman	6	12	35	25	53	3,166	5,416	15,907	14,548	47,895
Other Native States in Arabia	30	168	200	167	149	20,241	1,78,816	1,62,832	1,65,070	149,459
Iraq	354	653	280	195	208	1,25,403	1,98,704	1,04,875	67,940	1,32,962
Iran	257	272	307	233	38	95,261	85,939	1,11,741	1,12,453	39,016
Java	4	11	44	54	10	5,458	36,199	44,776	74,461	18,781
Siam	191	162	98	154	91	71,831	59,228	35,514	48,902	49,057
French Indo-China	2	1	28	..	..	53,569	10,593	8,052	20	75

No. 10—*continued*

ARTICLES, AND COUNTRIES OF CONSIGNMENT: ALSO SHARE OF EACH PROVINCE	QUANTITY					VALUE				
	1932-33	1933-34	1934-35	1935-36	1936-37	1932-33	1933-34	1934-35	1935-36	1936-37
						R	R	R	R	R
Instruments, Apparatus and Appliances, and parts thereof*—*continued*										
Electrical, including *telegraph and telephone apparatus*, not being *machinery*—continued.										
Electric wires and cables—*continued.*										
Insulations, *other than* rubber (III. F)—										
United Kingdom (*including* Channel Islands)	—	—	—	—	—	21,33,110	21,48,260	37,71,317	44,20,373	34,72,883
* Canada—										
Vid Atlantic Coast	—	—	—	—	—	..	2,209	8,650	..	15,263
Other British Possessions	—	—	—	—	—	342	310	61	19	127
TOTAL BRITISH EMPIRE	—	—	—	—	—	21,33,452	21,50,779	37,80,028	44,20,392	34,88,273
Sweden	—	—	—	—	—	4,554	19,095	13,570	27,609	25,002
Germany	—	—	—	—	—	77,004	1,42,608	1,56,208	1,74,306	4,17,082
Netherlands	—	—	—	—	—	1,661	29,839	5,498	27,406	25,859
Belgium	—	—	—	—	—	19,843	26,922	39,043	90,427	1,52,197
France	—	—	—	—	—	350	20,762	1,692	67	..
Austria	—	—	—	—	—	1,099	16,257	10,294	3,603	1,666
Japan	—	—	—	—	—	28,989	49,892	35,719	1,09,517	46,464
United States of America—										
Vid Atlantic Coast	—	—	—	—	—	22,304	76,113	83,193	2,39,854	1,96,650
Other Foreign Countries	—	—	—	—	—	5,368	806	5,537	1,345	4,170
TOTAL FOREIGN COUNTRIES	—	—	—	—	—	1,62,022	3,92,894	3,50,763	6,74,134	8,69,091
Share of Bengal	—	—	—	—	—	*9,60,884*	*10,50,296*	*13,91,837*	*31,44,976*	*14,95,871*
,, *Bombay*	—	—	—	—	—	*4,23,942*	*6,77,414*	*13,16,570*	*11,17,859*	*13,74,469*
,, *Sind*	—	—	—	—	—	*3,67,919*	*2,42,743*	*1,84,903*	*1,40,293*	*2,35,531*
,, *Madras*	—	—	—	—	—	*5,03,655*	*5,45,378*	*6,92,219*	*6,16,262*	*13,40,707*
,, *Burma*	—	—	—	—	—	*39,154*	*27,943*	*65,362*	*76,131*	*90,766*
TOTAL	—	—	—	—	—	22,95,534	25,43,673	41,30,796	50,94,526	43,57,364
Telegraph and telephone wires and cables (III. F)—										
United Kingdom (*including* Channel Islands)	—	—	—	—	—	43,926	2,13,729	1,86,789	1,72,764	1,66,645
Other British Possessions	—	—	—	—	—	1,906	105	..	..	..
TOTAL BRITISH EMPIRE	—	—	—	—	—	45,832	2,13,834	1,86,789	1,72,764	1,66,645
Sweden	—	—	—	—	—	..	989	10,546	6,219	14,501
Germany	—	—	—	—	—	43,036	536	8,202	44,512	1,18,267
Netherlands	—	—	—	—	—	..	..	..	13,652	..
Belgium	—	—	—	—	—	..	365	106	25,690	56,654
Other Foreign Countries	—	—	—	—	—	..	48	104	..	1,468
TOTAL FOREIGN COUNTRIES	—	—	—	—	—	43,036	1,938	18,958	90,073	1,90,890
Share of Bengal	—	—	—	—	—	*867*	*1,690*	*1,681*	*42,967*	*75,230*
,, *Bombay*	—	—	—	—	—	*15,272*	*1,85,764*	*1,91,247*	*1,55,245*	*1,06,717*
,, *Sind*	—	—	—	—	—	*5,954*	*21,637*	*12,641*	*40,020*	*1,32,901*
,, *Madras*	—	—	—	—	—	*66,775*	*6,170*	*128*	*21,451*	*40,289*
,, *Burma*	—	—	—	—	—	..	*461*	..	*$ 3,854*	*2,493*
TOTAL	—	—	—	—	—	88,868	2,15,772	2,05,697	2,62,837	3,57,535
Bare copper wire (electrolytic) *other than* telegraph and telephone wires (III.F)—	Cwts.	Cwts.	Cwts.	Cwts.	Cwts.					
United Kingdom (*including* Channel Islands)	7,688	4,722	13,185	15,768	18,873	2,76,157	1,93,652	4,61,451	4,87,171	7,27,433
Straits Settlements	..	..	..	..	..	..	..	8	..	..
TOTAL BRITISH EMPIRE	7,688	4,722	13,185	15,768	18,873	2,76,157	1,93,652	4,61,459	4,87,171	7,27,433

* Inclusive of instruments, apparatus and appliances and wireless sets imported as baggage.

No. 10—*continued*

ARTICLES, AND COUNTRIES OF CONSIGNMENT; ALSO SHARE OF EACH PROVINCE	Quantity					Value				
	1932-33	1933-34	1934-35	1935-36	1936-37	1932-33	1933-34	1934-35	1935-36	1936-37
						R	R	R	R	R
Instruments, Apparatus and Appliances, and parts thereof*—*continued*										
Electrical, including ***telegraph and telephone apparatus, not being machinery***—continued										
Electric Wires and Cables—*concluded*										
Bare copper wire (electrolytic) *other than* telegraph and telephone wires (III. F.)—*continued*	Cwts.	Cwts.	Cwts.	Cwts.	Cwts.					
Sweden	..	..	..	260	..	..	..	..	7,215	..
Germany	3,373	909	1,005	802	303	1,11,009	27,289	28,257	29,843	11,357
Netherlands	622	1,490	80	2,224	570	20,304	48,855	2,497	65,849	20,076
Belgium	293	40	50	94	..	14,324	1,446	1,857	3,523	..
France	308	795	40	..	..	13,262	24,318	1,150	..	..
Japan	21,466	15,720	24,375	15,998	21,807	6,08,194	4,41,415	6,52,720	4,55,744	6,88,322
United States of America—										
Vid Atlantic Coast	1,003	13	6,598	908	55	29,117	613	1,65,698	27,790	4,018
Other Foreign Countries	5	..	3	6	55	199	..	97	226	1,118
TOTAL FOREIGN COUNTRIES	27,070	18,967	32,141	20,382	23,790	7,96,409	5,43,936	8,52,276	5,90,190	7,24,891
Share of Bengal	*19,975*	*8,623*	*5,930*	*3,727*	*4,995*	*5,93,063*	*2,74,356*	*2,01,928*	*2,43,181*	*1,63,337*
„ *Bombay*	*3,193*	*6,002*	*16,607*	*13,122*	*17,221*	*2,49,140*	*1,79,193*	*4,90,275*	*3,95,722*	*6,44,610*
„ *Sind*	*2,654*	*4,040*	*5,470*	*4,668*	*6,451*	*97,410*	*1,36,339*	*1,48,336*	*1,54,941*	*1,95,185*
„ *Madras*	*3,230*	*4,593*	*16,137*	*8,158*	*10,648*	*1,05,058*	*1,32,849*	*4,39,226*	*2,15,871*	*3,52,251*
„ *Burma*	*701*	*431*	*1,132*	*1,470*	*2,343*	*22,895*	*15,251*	*33,910*	*47,580*	*91,971*
TOTAL	24,753	23,689	45,276	36,145	41,663	10,72,566	7,37,588	13,13,735	10,77,361	14,52,324
Total of Electric wires and cables—										
United Kingdom (*including* Channel Islands)	—	—	—	—	—	40,83,948	46,84,292	67,68,802	71,18,224	66,74,538
Canada—										
Vid Atlantic Coast	—	—	—	—	—	..	2,209	8,650	..	15,263
Other British Possessions	—	—	—	—	—	5,671	446	81	177	365
TOTAL BRITISH EMPIRE	—	—	—	—	—	40,89,619	46,86,947	67,77,533	71,18,401	66,90,166
Sweden	—	—	—	—	—	7,146	25,272	27,028	42,507	39,571
Germany	—	—	—	—	—	6,15,812	4,30,615	5,70,031	7,58,282	10,26,634
Netherlands	—	—	—	—	—	1,10,163	1,29,222	24,504	1,12,028	51,998
Belgium	—	—	—	—	—	2,08,210	2,54,274	1,60,289	2,79,207	4,41,598
France	—	—	—	—	—	13,746	45,386	2,842	5,518	3,170
Italy (*including* Fiume)	—	—	—	—	—	11,551	3,078	3,033	1,624	1,325
Austria	—	—	—	—	—	17,319	19,976	16,643	7,768	10,923
Czechoslovakia	—	—	—	—	—	30,852	26,653	13,675	4,114	11,119
Japan	—	—	—	—	—	7,01,629	6,00,131	8,48,576	7,20,575	8,30,306
United States of America— *Vid* Atlantic Coast	—	—	—	—	—	70,864	92,905	2,81,010	2,97,332	2,52,803
„ Pacific „	—	—	—	—	—	..	1,745	..	3,124	..
Other Foreign Countries	—	—	—	—	—	5,297	434	2,682	131	5,294
TOTAL FOREIGN COUNTRIES	—	—	—	—	—	17,92,289	16,29,691	19,52,313	22,32,205	26,74,739
Share of Bengal	—	—	—	—	—	*22,46,532*	*20,74,587*	*29,54,969*	*42,56,033*	*26,76,411*
„ *Bombay*	—	—	—	—	—	*16,86,064*	*21,79,299*	*32,12,289*	*29,70,724*	*33,17,703*
„ *Sind*	—	—	—	—	—	*7,96,911*	*9,50,410*	*8,01,496*	*6,59,389*	*8,71,946*
„ *Madras*	—	—	—	—	—	*9,20,732*	*9,33,725*	*16,35,019*	*12,09,876*	*22,07,283*
„ *Burma*	—	—	—	—	—	*2,32,369*	*1,78,617*	*2,26,082*	*2,54,584*	*2,92,262*
TOTAL	—	—	—	—	—	58,81,908	63,16,638	87,29,846	93,50,606	93,64,905

* Inclusive of instruments, apparatus and appliances and wireless sets imported as baggage.

No. 10—*continued*

ARTICLES, AND COUNTRIES OF CONSIGNMENT; ALSO SHARE OF EACH PROVINCE	QUANTITY					VALUE				
	1932-33	1933-34	1934-35	1935-36	1936-37	1932-33	1933-34	1934-35	1935-36	1936-37
						R	R	R	R	R
Instruments, Apparatus and Appliances, and parts thereof*— *continued*										
Electrical, **including *telegraph and telephone apparatus,* not being *machinery*—** continued										
Telegraph and telephone instruments and apparatus (III. F)—										
United Kingdom (*including* Channel Islands)	—	—	—	—	—	4,06,149	8,98,656	11,60,340	12,49,729	16,81,804
Other British Possessions	—	—	—	—	—	1,094	3,911	1,351	1,221	1,240
TOTAL BRITISH EMPIRE	—	—	—	—	—	4,07,243	9,02,567	11,61,691	12,50,950	16,83,184
Sweden	—	—	—	—	—	14,550	30,843	43,179	1,45,435	22,945
Denmark	—	—	—	—	—	3,020	5,638	1,742	2,410	..
Germany	—	—	—	—	—	78,921	2,77,225	2,44,789	3,16,860	1,89,423
Belgium	—	—	—	—	—	14,443	1,860	4,429	6,382	3,875
Italy (*including* Fiume)	—	—	—	—	—	5,205	3,640	10,954	778	..
Japan	—	—	—	—	—	3,223	20,281	4,309	3,246	1,313
United States of America—*Vid* Atlantic Coast	—	—	—	—	—	21,843	9,799	20,996	24,161	15,706
„ Pacific „	—	—	—	—	—	..	508	30	..	..
Other Foreign Countries	—	—	—	—	—	1,714	992	894	140	3,587
TOTAL FOREIGN COUNTRIES	—	—	—	—	—	1,42,928	3,50,781	3,31,322	4,99,412	2,36,849
Share of Bengal	—	—	—	—	—	*1,48,966*	*3,51,089*	*4,62,603*	*5,37,689*	*7,12,202*
„ *Bombay*	—	—	—	—	—	*2,07,059*	*7,59,663*	*8,28,151*	*9,56,069*	*5,49,693*
„ *Sind*	—	—	—	—	—	*74,591*	*54,315*	*75,041*	*96,729*	*4,75,077*
„ *Madras*	—	—	—	—	—	*1,10,994*	*83,421*	*84,664*	*86,761*	*1,56,669*
„ *Burma*	—	—	—	—	—	*8,561*	*4,960*	*12,554*	*23,114*	*26,342*
TOTAL	—	—	—	—	—	5,50,171	12,53,348	14,98,013	17,50,362	19,19,983
Electric lamps and parts thereof—										
Electric glow lamps—										
Gas filled electric bulbs (III. F)—	No.	No.	No.	No.	No.					
United Kingdom (*including* Channel Islands)	686,890	855,112	7,775	1,254,225	1,309,934	8,11,169	8,70,210	9,57,823	11,53,694	11,30,020
Straits Settlements	2,824	64	..	210	..	5,052	65	..	31	..
Other British Possessions	552	343	723	5	120	728	152	605	30	80
TOTAL BRITISH EMPIRE	691,266	855,519	908,498	1,254,440	1,310,054	8,16,949	8,70,427	9,58,428	11,53,755	11,30,100
Germany	39,385	37,262	65,337	98,728	61,063	38,099	40,308	68,596	1,11,371	66,267
Netherlands	349,711	396,922	514,819	479,539	202,399	3,36,254	3,41,897	4,77,870	3,95,720	1,89,607
Belgium	20,093	10,499	9,317	9,941	56,718	13,279	9,457	5,373	7,058	26,544
France	2,838	2,607	10,701	8,872	5,260	2,575	2,379	7,212	6,594	2,781
Italy (*including* Fiume)	5,340	20,000	61,776	54,904	30,420	4,537	10,933	36,055	35,593	21,617
Austria	46,449	43,012	67,582	109,722	84,909	45,808	28,660	44,268	90,403	38 140
Czechoslovakia	110,236	159,953	144,281	11,774	2,674	1,14,110	1,44,329	1,40,261	13,167	962
Hungary	8,805	465	43,346	72,970	126,309	8,674	331	32,795	61,456	1,18,075
Japan	197,837	246,291	208,814	277,443	227,872	41,186	37,040	23,544	36,961	24,681
United States of America—*Vid* Atlantic Coast	7,582	14,360	28,545	19,622	30,294	18,180	30,486	32,724	30,571	19,396
„ Pacific „	..	..	..	1	2	..	..	..	21	56
Other Foreign Countries	5,958	580	246	134	9	1,481	168	284	278	30
TOTAL FOREIGN COUNTRIES	794,234	931,951	1,154,814	1,143,655	836,629	6,24,133	6,45,938	8,68,982	7,89,193	5,03,246
Share of Bengal	*507,267*	*687,849*	*689,626*	*836,908*	*740,544*	*5,34,478*	*6,35,339*	*6,36,678*	*7,71,432*	*6,59,389*
„ *Bombay*	*519,001*	*598,537*	*861,055*	*879,865*	*817,358*	*5,26,661*	*5,27,894*	*7,35,340*	*6,90,635*	*5,71,937*
„ *Sind*	*134,345*	*163,198*	*205,186*	*171,298*	*155,111*	*95,837*	*90,335*	*1,25,504*	*1,22,462*	*1,05,795*
„ *Madras*	*194,522*	*134,397*	*247,347*	*307,683*	*245,378*	*1,92,600*	*1,63,433*	*2,18,155*	*2,29,115*	*1,76,200*
„ *Burma*	*130,365*	*163,489*	*150,098*	*202,941*	*188,293*	*91,516*	*99,373*	*1,12,927*	*1,29,304*	*1,25,025*
TOTAL	1,485,500	1,787,470	2,153,312	2,808,095	2,146,633	14,41,082	15,16,365	18,27,410	19,42,948	16,38.346

* Inclusive of instruments, apparatus and appliances and wireless sets imported as baggage.

No. 10—*continued*

ARTICLES, AND COUNTRIES OF CONSIGNMENT; ALSO SHARE OF EACH PROVINCE	Quantity					Value				
	1932-33	1933-34	1934-35	1935-36	1936-37	1932-33	1933-34	1934-35	1935-36	1936-37
Instruments, Apparatus and Appliances, and parts thereof*—*continued*										
***Electrical*, including *telegraph and telephone apparatus*, not being *machinery*—continued**						R	R	R	R	R
Electric lamps and parts thereof—*continued*										
Electric glow lamps—*continued*										
Vacuum electric bulbs (III. F)—	No.	No.	No.	No.	No.					
United Kingdom (*including* Channel Islands)	859,522	985,768	1,010,928	1,038,324	976,626	5,43,926	6,21,439	5,95,510	5,94,527	5,48,511
Other British Possessions	3,693	15	465	96	76	2,272	4	224	12	32
TOTAL BRITISH EMPIRE	863,715	985,778	1,011,393	1,038,420	976,702	5,46,198	6,21,443	5,95,734	5,94,539	5,48,543
Germany	141,615	72,439	104,435	111,812	66,008	54,953	23,631	45,771	53,398	28,904
Netherlands	968,718	875,235	1,135,218	1,207,494	572,671	4,64,621	4,03,403	4,97,163	4,32,863	1,04,741
Belgium	60,561	41,423	25,028	51,566	143,100	21,859	17,399	9,280	15,035	48,339
France	12,376	4,994	3,250	2,754	639	5,692	2,514	1,176	845	790
Italy (*including* Fiume)	19,559	63,568	73,263	87,265	26,136	7,849	22,965	24,139	24,713	7,789
Austria	297,400	355,144	215 841	285,553	383,761	1,13,902	1,10,503	69,024	81,909	87,489
Hungary	16,727	2,348	43,488	36,619	116,070	9,153	1,299	19,139	16,537	53,051
Czechoslovakia	232,518	165,093	159,392	21,617	24,862	1,08,475	76,748	72,300	6,556	5,743
Japan	3,198,001	4,236,711	3,367,277	6,276,665	4,717,098	3,31,134	3,19,362	2,81,888	4,11,033	2,59,839
United States of America—*Vid* Atlantic Coast	16,503	63,220	219,430	152,141	99,362	7,432	11,580	19,949	20,639	12,036
" Pacific "	..	..	13,263	26	..	..	..	1,284	224	..
Other Foreign Countries	9,284	681	3,589	66	12,250	1,582	168	924	74	2,500
TOTAL FOREIGN COUNTRIES	4,973,257	5,880,853	5,363,469	8,233,578	6,162,852	11,26,651	9,89,567	9,91,987	10,63,826	7,01,221
Share of Bengal	*1,458,201*	*1,764,475*	*1,334,443*	*1,797,356*	*1,331,012*	*4,37,932*	*5,40,297*	*5,03,730*	*4,90,910*	*3,85,989*
" *Bombay*	*2,326,525*	*2,698,653*	*2,261,493*	*4,400,215*	*4,017,333*	*6,75,903*	*5,55,572*	*5,60,462*	*5,09,264*	*5,09,197*
" *Sind*	*1,048,046*	*1,375,490*	*1,765,971*	*1,943,062*	*853,934*	*1,25,633*	*1,90,563*	*2,36,610*	*2,66,094*	*1,15,452*
" *Madras*	*588,330*	*439,997*	*605,068*	*500,451*	*437,357*	*2,07,746*	*2,06,073*	*1,74,070*	*1,73,803*	*1,47,718*
" *Burma*	*394,870*	*588,011*	*407,888*	*630,914*	*499,918*	*1,05,640*	*1,18,595*	*1,12,849*	*1,19,295*	*88,408*
TOTAL	5,816,472	6,866,631	6,374,862	9,271,998	7,139,554	16,72,849	16,11,010	15,87,721	16,58,365	12,49,764
Electric bulbs for automobiles (III. F)—										
United Kingdom (*including* Channel Islands)	No. 20,692	No. 18,852	No. 25,069	No. 38,928	No. 38,823	10,766	9,244	10,704	15,139	16,057
Other British Possessions	4,506	..	601	2,076	8	1,814	..	243	768	6
TOTAL BRITISH EMPIRE	25,198	18,852	25,670	41,004	38,831	12,580	9,244	10,947	15,907	16,063
Netherlands	96,717	60,739	120,639	111,409	71,612	34,027	20,795	45,442	34,350	23,066
Japan	1,542,617	532,532	330,479	873,857	692,395	95,766	20,862	12,041	24,538	19,858
United States of America—*Vid* Atlantic Coast	59,699	40,175	168,489	171,182	225,195	18,520	9,441	25,162	24,805	20,488
Other Foreign Countries	16,050	9,292	7,584	8,075	4,585	4,723	2,734	2,182	2,479	1,643
TOTAL FOREIGN COUNTRIES	1,715,283	642,738	622,141	1,164,023	993,787	1,53,036	53,832	84,827	86,172	74,900
Share of Bengal	*257,851*	*65,761*	*125,051*	*178,106*	*211,068*	*31,727*	*12,445*	*35,424*	*34,836*	*25,201*
" *Bombay*	*1,031,997*	*535,967*	*384,493*	*353,725*	*643,917*	*87,721*	*38,466*	*42,037*	*47,729*	*42,718*
" *Sind*	*208,898*	*4,733*	*15,549*	*64,706*	*17,296*	*13,470*	*691*	*1,732*	*2,995*	*1,995*
" *Madras*	*131,128*	*23,878*	*101,469*	*63,794*	*35,033*	*25,842*	*3,135*	*14,273*	*13,397*	*13,751*
" *Burma*	*60,809*	*31,257*	*21,249*	*44,696*	*75,304*	*7,056*	*3,339*	*2,808*	*4,295*	*7,304*
TOTAL	1,740,481	661,590	647,811	1,205,027	1,032,618	1,65,616	68,076	95,774	1,02,079	90,963
Electric bulbs for torches (III. F)—	No.	No.	No.	No.	No.					
United Kingdom (*including* Channel Islands)	19,800	36,593	192,046	51,071	30,294	3,590	4,910	4,770	5,253	2,774
Hongkong	158,976	216,442	23,992	6,060	342,714	5,165	3,668	1,595	62	2,746
Other British Possessions	9,197	3,212	3,848	156	6,796	646	408	386	14	150
TOTAL BRITISH EMPIRE	187,973	256,247	219,886	57,287	379,804	9,401	8,986	6,751	5,329	5,670

* Inclusive of instruments, apparatus and appliances and wireless sets imported as baggage.

No. 10—*continued*

ARTICLES, AND COUNTRIES OF CONSIGNMENT; ALSO SHARE OF EACH PROVINCE	QUANTITY					VALUE				
	1932-33	1933-34	1934-35	1935-36	1936-37	1932-33	1933-34	1934-35	1935-36	1936-37
						Rs	Rs	Rs	Rs	Rs
Instruments, Apparatus and Appliances, and parts thereof (*)—*continued*										
Electrical, including *telegraph and telephone apparatus*, not being *machinery*—continued										
Electric lamps and parts thereof—*continued*										
Electric glow lamps—*concluded*										
Electric bulbs for torches (III. F)—*continued*	No.	No.	No.	No.	No.					
Germany	541,059	293,029	557,809	87,401	147,877	44,460	19,929	24,646	5,178	11,035
Japan	7,828,751	6,165,695	8,990,624	9,830,742	9,461,689	1,84,889	77,012	89,540	93,507	76,673
China (*exclusive* of Hongkong and Macão)	455,395	110,320	131,600	20,000	105,034	11,760	2,551	1,576	320	1,277
United States of America—*Vid* Atlantic Coast	786,918	1,456,462	1,780,787	1,993,004	2,521,272	1,17,818	1,27,810	1,66,775	1,78,406	2,26,217
Other Foreign Countries	12,625	38,501	43,682	13,748	13,460	1,187	3,160	3,945	1,549	2,361
TOTAL FOREIGN COUNTRIES	9,624,748	8,069,007	11,504,502	11,954,895	12,249,332	3,09,614	2,29,992	2,86,482	2,78,955	3,17,563
Share of Bengal	*3,775,393*	*1,884,903*	*2,366,948*	*2,632,360*	*2,661,064*	*1,02,731*	*76,171*	*76,796*	*84,142*	*1,04,007*
„ *Bombay*	*2,777,048*	*3,450,405*	*6,369,550*	*3,679,448*	*4,441,833*	*74,368*	*76,198*	*1,11,752*	*61,934*	*53,385*
„ *Sind*	*2,096,866*	*1,443,693*	*1,075,415*	*2,588,788*	*1,695,387*	*49,154*	*28,810*	*24,554*	*48,930*	*41,983*
„ *Madras*	*379,572*	*304,458*	*325,059*	*352,856*	*708,258*	*28,345*	*17,215*	*23,705*	*25,730*	*32,979*
„ *Burma*	*783,842*	*1,241,796*	*1,587,116*	*2,758,730*	*3,122,654*	*64,417*	*40,656*	*56,425*	*62,498*	*90,879*
TOTAL	9,812,721	8,325,254	11,724,388	12,012,182	12,629,186	3,19,015	2,38,978	2,93,233	2,84,284	3,23,233
Wireless Valves (III. F) (†)—	No.	No.	No.	No.	No.					
United Kingdom (*including* Channel Islands)	9,652	7,014	8,887	9,829	—	35,866	37,969	45,732	57,719	—
Other British Possessions	85	8	11	25	—	446	165	100	261	—
TOTAL BRITISH EMPIRE	9,737	7,022	8,898	9,854	—	36,312	38,134	45,832	57,980	—
Netherlands	240	220	4,780	5,079	—	433	1,886	10,509	11,857	—
United States of America—										
Vid Atlantic Coast	1,078	3,883	4,087	9,434	—	7,243	7,537	7,893	12,886	—
„ Pacific „	..	871	..	76	—	..	2,150	..	150	—
Other Foreign Countries	841	497	1,679	440	—	4,554	1,917	7,207	3,373	—
TOTAL FOREIGN COUNTRIES	3,059	5,471	10,546	15,029	—	12,229	13,490	25,609	28,266	—
Share of Bengal	*185*	*96*	*10,333*	*10,258*	—	*667*	*936*	*28,560*	*33,513*	—
„ *Bombay*	*5,990*	*9,836*	*7,938*	*13,205*	—	*29,729*	*36,363*	*35,338*	*46,858*	—
„ *Sind*	*1,609*	*1,623*	*895*	*151*	—	*11,855*	*9,571*	*5,919*	*1,723*	—
„ *Madras*	*4,717*	*111*	*5*	*1,032*	—	*4,949*	*383*	*41*	*2,980*	—
„ *Burma*	*295*	*627*	*273*	*237*	—	*1,341*	*4,371*	*2,290*	*1,172*	—
TOTAL	12,796	12,493	19,444	24,883	—	48,541	51,634	71,441	86,246	—

(*) Inclusive of instruments, apparatus and appliances and wireless sets imported as baggage.
(†) Transferred under Wireless apparatus from 1936-37.

No. 10—*continued*

ARTICLES, AND COUNTRIES OF CONSIGNMENT; ALSO SHARE OF EACH PROVINCE	QUANTITY					VALUE				
	1932-33	1933-34	1934-35	1935-36	1936-37	1932-33	1933-34	1934-35	1935-36	1936-37
Instruments, Apparatus and Appliances, and parts thereof*—continued						R	R	R	R	R
***Electrical*, including *telegraph and telephone apparatus*, not being *machinery*—continued**										
Electric lamps and parts thereof—*continued*										
Electric lamps, other sorts (III. F)—	No.	No.	No.	No.	No.					
United Kingdom (*including* Channel Islands)	30,368	18,322	25,415	25,244	31,570	60,274	43,114	77,034	55,646	1,14,331
Straits Settlements	701	1,146	25,211	22,532	15,894	1,005	975	16,801	10,114	5,460
Hongkong	6,539	76,224	286,822	649,321	1,173,450	5,001	45,328	1,60,873	2,66,011	8,22,857
Other British Possessions	28	4	69	2	1,439	46	42	346	3	825
TOTAL BRITISH EMPIRE	37,636	95,696	338,117	697,099	1,222,353	66,326	89,454	2,54,552	3,31,774	4,43,473
Germany	39,895	46,773	42,740	191,767	223,839	49,812	49,102	47,069	1,21,169	1,45,328
Netherlands	1,300	13,068	2,785	977	1,729	2,657	7,848	3,308	1,627	2,737
Belgium	10,156	3,283	18	15,381	1,522	7,172	11,024	692	8,974	1,843
France	1,204	3	251	2	32	9,102	415	2,209	672	865
Italy (*including* Fiume)	465	831	338	219	245	2,191	3,014	2,252	45,036	3,562
Austria	320	8,539	5,221	1,782	1,062	2,288	11,267	9,102	5,144	9,053
Czechoslovakia	4,241	14,318	24,234	45,136	124,943	2,167	11,444	11,838	24,943	64,893
Japan	41,720	145,310	154,994	167,578	278,515	7,093	22,669	31,874	31,589	53,519
China (*exclusive* of Hongkong and Macao)	1,990	65,392	417,928	333,311	832,684	1,535	37,680	2,24,808	1,49,359	2,31,765
United States of America—										
Vid Atlantic Coast	29,493	95,941	186,501	338,882	161,509	60,586	1,02,659	2,46,457	3,85,148	1,71,378
,, Pacific	2	1	14	97	66	5	437	3,058	17,560	13,908
Other Foreign Countries	6	859	1,103	669	320	14	1,187	762	1,892	475
TOTAL FOREIGN COUNTRIES	130,792	394,818	836,187	1,095,801	1,626,466	1,44,622	2,59,346	5,83,824	7,93,113	6,00,421
Share of Bengal	*15,222*	*144,348*	*330,818*	*965,181*	*1,489,813*	*9,209*	*1,06,748*	*4,93,583*	*5,11,640*	*5,47,649*
,, *Bombay*	*6,808*	*94,395*	*25,460*	*123,341*	*44,623*	*36,440*	*96,331*	*87,194*	*2,17,143*	*1,61,601*
,, *Sind*	*623*	*6,629*	*1,258*	*1,875*	*4,827*	*19,144*	*16,613*	*33,373*	*6,969*	*17,706*
,, *Madras*	*72,904*	*171,513*	*132,233*	*150,118*	*374,624*	*56,771*	*70,409*	*87,110*	*83,199*	*1,41,326*
,, *Burma*	*72,871*	*73,129*	*184,465*	*552,381*	*934,932*	*89,384*	*60,608*	*1,37,116*	*3,05,936*	*2,84,712*
TOTAL	168,428	490,014	1,174,254	1,792,900	2,848,819	2,10,948	3,48,800	8,38,376	11,24,887	11,42,894
Parts and accessories of electric lamps (III. F)—										
United Kingdom (*including* Channel Islands)	—	—	—	—	—	1,02,641	47,644	54,078	47,023	35,098
Hongkong	—	—	—	—	—	1,28,691	2,24,248	2,54,004	2,45,060	3,32,862
Other British Possessions	—	—	—	—	—	2,374	3	1,127	20	..
TOTAL BRITISH EMPIRE	—	—	—	—	—	2,33,706	2,71,890	3,09,209	2,93,003	3,67,960

* Inclusive of instruments, apparatus and appliances and wireless sets imported as baggage.

No. 10—*continued*

ARTICLES, AND COUNTRIES OF CONSIGNMENT; ALSO SHARE OF EACH PROVINCE	Quantity					Value				
	1932-33	1933-34	1934-35	1935-36	1936-37	1932-33	1933-34	1934-35	1935-36	1936-37
						R	R	R	R	R
Instruments, Apparatus and Appliances, and parts thereof*—*continued*										
Electrical, including *telegraph and telephone apparatus*, not being *machinery*—continued										
Electric lamps and parts thereof—*concluded*										
Parts and accessories of electric lamps (III. F)—*continued*										
Germany	—	—	—	—	—	4,54,186	2,65,912	2,22,712	3,02,636	4,50,784
Italy (*including* Fiume)	—	—	—	—	—	20,002	6,738	2,286	3,467	592
Austria	—	—	—	—	—	48,276	18,420	15,733	10,007	17,253
Czechoslovakia	—	—	—	—	—	39,772	29,969	73,606	1,34,777	1,56,639
Japan	—	—	—	—	—	1,51,460	1,30,087	1,55,681	1,08,337	99,021
China (*exclusive* of Hongkong and Macão)	—	—	—	—	—	2,33,809	92,026	33,328	1,107	590
United States of America—										
Vid Atlantic Coast	—	—	—	—	—	4,89,067	3,14,188	3,86,981	3,54,549	3,06,940
Other Foreign Countries	—	—	—	—	—	1,930	2,418	2,975	6,410	2,423
TOTAL FOREIGN COUNTRIES	—	—	—	—	—	14,38,452	8,60,353	8,94,302	9,21,290	10,34,242
Share of Bengal	—	—	—	—	—	*4,31,497*	*2,31,815*	*78,631*	*16,497*	*2,413*
„ *Bombay*	—	—	—	—	—	*3,44,565*	*7,00,305*	*8,40,126*	*9,02,259*	*11,73,789*
„ *Sind*	—	—	—	—	—	*2,25,103*	*1,75,384*	*2,20,399*	*2,53,591*	*1,86,461*
„ *Madras*	—	—	—	—	—	*1,34,436*	*12,444*	*50,359*	*27,280*	*24,388*
„ *Burma*	—	—	—	—	—	*36,552*	*12,295*	*14,196*	*14,666*	*15,151*
TOTAL	—	—	—	—	—	16,72,158	11,32,243	12,03,511	12,14,293	14,02,202
Batteries (III. F)—										
United Kingdom (*including* Channel Islands)	—	—	—	—	—	3,56,557	2,08,249	1,75,451	1,93,469	98,756
Hongkong	—	—	—	—	—	17,463	27,550	28,167	34,120	2,00,248
Canada—	*									
Vid Atlantic Coast	—	—	—	—	—	..	..	282	5,085	..
Other British Possessions	—	—	—	—	—	3,834	2,146	2,061	4,178	2,943
TOTAL BRITISH EMPIRE	—	—	—	—	—	2,77,854	2,37,945	2,00,961	2,36,852	3,01,947
Denmark	—	—	—	—	—	1,993	660	847	6,277	3,166
Germany	—	—	—	—	—	1,35,899	2,24,778	1,85,410	1,55,479	3,08,482
Italy (*including* Fiume)	—	—	—	—	—	49	276	..	5,298	..
Czechoslovakia	—	—	—	—	—	933	2,885	6,124	18	3,229
Japan	—	—	—	—	—	8,092	42,188	57,691	32,966	24,351
China (*exclusive* of Hongkong and Macão)	—	—	—	—	—	45,378	25,006	25,628	19,022	62,947
United States of America—										
Vid Atlantic Coast	—	—	—	—	—	7,15,265	8,16,438	10,29,696	16,04,514	18,08,885
Other Foreign Countries	—	—	—	—	—	815	4,093	2,613	820	46
TOTAL FOREIGN COUNTRIES	—	—	—	—	—	9,08,424	11,16,824	13,08,004	18,24,394	22,71,106
Share of Bengal	—	—	—	—	—	*7,50,933*	*4,87,462*	*6,25,248*	*10,20,137*	*11,09,631*
„ *Bombay*	—	—	—	—	—	*41,702*	*98,528*	*1,46,869*	*15,797*	*20,225*
„ *Sind*	—	—	—	—	—	*4,297*	*1,87,695*	*2,31,115*	*2,97,615*	*3,09,136*
„ *Madras*	—	—	—	—	—	*1,42,902*	*2,07,991*	*1,42,142*	*1,93,751*	*2,76,303*
„ *Burma*	—	—	—	—	—	*3,46,443*	*3,72,593*	*3,63,651*	*5,33,946*	*3,57,208*
TOTAL	—	—	—	—	—	12,86,278	13,54,269	15,05,065	20,61,246	25,73,053

* Inclusive of instruments, apparatus and appliances and wireless sets imported as baggage.

No. 10—*continued*

ARTICLES, AND COUNTRIES OF CONSIGNMENT; ALSO SHARE OF EACH PROVINCE	QUANTITY					VALUE				
	1932-33	1933-34	1934-35	1935-36	1936-37	1932-33	1933-34	1934-35	1935-36	1936-37
						R	R	R	R	R
Instruments, Apparatus and Appliances, and parts thereof*—continued										
Electrical, including *telegraph and telephone apparatus*, not being *machinery*—continued										
Carbons, electric (*including* furnace electrodes) (III. F)—										
United Kingdom (*including* Channel Islands)	—	—	—	—	—	2,71,416	2,26,183	1,10,667	83,997	68,540
Other British Possessions	—	—	—	—	—	1,981	648	..	12	..
TOTAL BRITISH EMPIRE	—	—	—	—	—	2,73,397	2,26,831	1,10,667	84,009	68,540
Germany	—	—	—	—	—	29,948	61,430	46,241	61,664	51,560
France	—	—	—	—	—	1,571	4,508	16,982	24,477	14,474
United States of America—										
Vid Atlantic Coast	—	—	—	—	—	10,810	22,708	16,231	40,776	56,302
Other Foreign Countries	—	—	—	—	—	7,057	1,884	5,138	3,951	2,222
TOTAL FOREIGN COUNTRIES	—	—	—	—	—	49,386	90,530	84,592	1,30,868	1,24,558
Share of Bengal	—	—	—	—	—	*1,93,062*	*1,27,111*	*88,201*	*1,06,518*	*91,373*
,, *Bombay*	—	—	—	—	—	*1,05,508*	*1,70,778*	*83,141*	*63,709*	*66,289*
,, *Sind*	—	—	—	—	—	*13,064*	*9,091*	*11,146*	*23,241*	*12,358*
,, *Madras*	—	—	—	—	—	*4,003*	*2,336*	*4,679*	*9,833*	*14,294*
,, *Burma*	—	—	—	—	—	*2,148*	*3,147*	*8,092*	*11,571*	*8,793*
TOTAL	—	—	—	—	—	3,22,783	3,17,361	1,95,259	2,14,877	1,93,096
Accumulators (*including* parts) (III. F)—										
United Kingdom (*including* Channel Islands)	—	—	—	—	—	7,89,151	6,95,751	7,22,655	6,88,217	5,15,839
Kenya Colony	—	—	—	—	—	..	..	..	1,698	..
TOTAL BRITISH EMPIRE	—	—	—	—	—	7,89,151	6,95,751	7,22,655	6,89,915	5,15,839
Denmark	—	—	—	—	—	..	21,787	..	..	..
Germany	—	—	—	—	—	5,544	32,705	7,668	42,333	21,671
Belgium	—	—	—	—	—	12,060	10,059	10,056	..	..
France	—	—	—	—	—	39,012	71,327	9,486	24,478	1,00,400
United States of America—										
Vid Atlantic Coast	—	—	—	—	—	72,079	908	..	50	..
Other Foreign Countries	—	—	—	—	—	..	284	167	442	..
TOTAL FOREIGN COUNTRIES	—	—	—	—	—	1,28,695	1,37,070	27,372	67,303	1,22,071
Share of Bengal	—	—	—	—	—	*5,15,833*	*4,40,388*	*7,02,320*	*7,41,083*	*6,30,895*
,, *Bombay*	—	—	—	—	—	*3,26,096*	*3,67,311*	*45,452*	*15,540*	*5,255*
,, *Sind*	—	—	—	—	—	*293*	*24,269*	*1,135*	*67*	*25*
,, *Madras*	—	—	—	—	—	*5,624*	*791*	..	*192*	*297*
,, *Burma*	—	—	—	—	—	..	*62*	*1,070*	*336*	*1,438*
TOTAL	—	—	—	—	—	9,17,846	8,32,821	7,50,027	7,57,218	6,37,910
Condensers, electric (III. F)—										
United Kingdom (*including* Channel Islands)	—	—	—	—	—	7,749	23,996	47,656	31,040	30,914
Other British Possessions	—	—	—	—	—	180	..	..	..	..
TOTAL BRITISH EMPIRE	—	—	—	—	—	7,929	23,996	47,656	31,040	30,914
Germany	—	—	—	—	—	2,660	5,027	5,384	3,030	11,192
Other Foreign Countries	—	—	—	—	—	3,880	1,117	5,199	2,365	6,675
TOTAL FOREIGN COUNTRIES	—	—	—	—	—	6,540	6,144	10,583	5,395	17,867
Share of Bengal	—	—	—	—	—	*2,890*	*17,255*	*40,182*	*23,599*	*35,229*
,, *Bombay*	—	—	—	—	—	*9,528*	*10,045*	*11,829*	*4,833*	*10,003*
,, *Sind*	—	—	—	—	—	..	*352*	*2,625*	*3,469*	*522*
,, *Madras*	—	—	—	—	—	*2,051*	*2,488*	*3,403*	*4,534*	*2,427*
TOTAL	—	—	—	—	—	14,469	30,140	58,239	36,435	48,781

*Inclusive of instruments, apparatus and appliances and wireless sets imported as baggage.

No. 10—*continued*

ARTICLES, AND COUNTRIES OF CONSIGNMENT; ALSO SHARE OF EACH PROVINCE	QUANTITY					VALUE				
	1932-33	1933-34	1934-35	1935-36	1936-37	1932-33	1933-34	1934-35	1935-36	1936-37
						R	R	R	R	R
Instruments, Apparatus, and Appliances, and parts thereof[a]—*continued*										
Electrical, including ***telegraph and telephone apparatus***, not being ***machinery***—continued										
Electric bell apparatus (not telegraphic or telephonic) (III. F)—										
United Kingdom (*including* Channel Islands)	—	—	—	—	—	6,151	11,713	16,007	17,466	20,492
Other British Possessions	—	—	—	—	—	..	..	..	2	163
TOTAL BRITISH EMPIRE	—	—	—	—	—	6,151	11,713	16,007	17,468	20,655
Germany	—	—	—	—	—	14,755	27,380	25,982	32,738	34,574
Other Foreign Countries	—	—	—	—	—	3,442	4,222	4,879	3,868	4,400
TOTAL FOREIGN COUNTRIES	—	—	—	—	—	18,197	31,602	30,861	36,606	38,974
Share of Bengal	—	—	—	—	—	*654*	*7,909*	*13,443*	*8,476*	*12,552*
„ *Bombay*	—	—	—	—	—	*19,138*	*22,587*	*23,008*	*32,808*	*34,797*
„ *Sind*	—	—	—	—	—	*4,020*	*5,390*	*5,480*	*7,279*	*6,329*
„ *Madras*	—	—	—	—	—	*531*	*2,698*	*3,979*	*4,040*	*4,692*
„ *Burma*	—	—	—	—	—	*15*	*1,521*	*958*	*1,471*	*1,259*
TOTAL	—	—	—	—	—	24,348	43,315	46,868	54,074	59,629
Electric lighting accessories and fittings (*including* switches) (III. F)—										
United Kingdom (*including* Channel Islands)	—	—	—	—	—	2,65,530	3,47,736	3,13,503	4,26,609	3,63,059
Other British Possessions	—	—	—	—	—	88	..	7	..	89
TOTAL BRITISH EMPIRE	—	—	—	—	—	2,65,618	3,47,736	3,13,510	4,26,609	3,63,148
Germany	—	—	—	—	—	3,67,876	2,24,234	2,13,291	2,18,333	1,53,988
Netherlands	—	—	—	—	—	2,627	16,349	1,300	3,384	2,557
Belgium	—	—	—	—	—	956	3,040	5,191	3,006	3,665
France	—	—	—	—	—	8,316	22,716	5,176	9,937	..
Italy (*including* Fiume)	—	—	—	—	—	6,772	3,649	5,044	10,111	919
Austria	—	—	—	—	—	22,950	16,261	8,552	9,655	17,802
Hungary	—	—	—	—	—	..	6,942	2,696	1,610	..
Czechoslovakia	—	—	—	—	—	11,418	6,532	848	2,502	3,141
Japan	—	—	—	—	—	75,922	49,768	80,336	87,918	41,504
United States of America—										
Vid Atlantic Coast	—	—	—	—	—	6,878	23,567	14,051	35,793	58,656
„ Pacific „	—	—	—	—	—	..	18,993	6,730	195	..
Other Foreign Countries	—	—	—	—	—	1,684	575	1,013	1,574	269
TOTAL FOREIGN COUNTRIES	—	—	—	—	—	5,05,394	3,92,628	3,45,228	3,84,018	2,82,001
Share of Bengal	—	—	—	—	—	*43,091*	*43,666*	*52,915*	*60,486*	*35,530*
„ *Bombay*	—	—	—	—	—	*4,51,377*	*3,30,670*	*3,34,899*	*2,87,174*	*1,96,843*
„ *Sind*	—	—	—	—	—	*2,33,020*	*3,09,700*	*2,77,182*	*3,56,531*	*2,79,392*
„ *Madras*	—	—	—	—	—	*15,847*	*19,827*	*20,915*	*23,963*	*70,024*
„ *Burma*	—	—	—	—	—	*27,677*	*36,601*	*72,827*	*83,474*	*63,360*
TOTAL	—	—	—	—	—	7,71,012	7,40,364	6,58,738	8,10,627	6,45,149
Electrical instruments (*other than* telegraphic and telephonic)—										
Meters (III. F)—										
United Kingdom (*including* Channel Islands)	—	—	—	—	—	5,51,439	5,18,681	6,08,310	5,48,704	6,33,149
Other British Possessions	—	—	—	—	—	254	159	108	10	995
TOTAL BRITISH EMPIRE	—	—	—	—	—	5,51,693	5,18,840	6,08,418	5,48,714	6,34,144

[a] Inclusive of instruments, apparatus and appliances and wireless sets imported as baggage.

No. 10—*continued*

ARTICLES AND COUNTRIES OF CONSIGNMENT; ALSO SHARE OF EACH PROVINCE	QUANTITY					VALUE				
	1932-33	1933-34	1934-35	1935-36	1936-37	1932-33	1933-34	1934-35	1935-36	1936-37
						R	R	R	R	R
Instruments, Apparatus and Appliances, and parts thereof*—*continued*										
Electrical, including *telegraph and telephone apparatus*, not being *machinery*—continued										
Electrical Instruments (*other than* telegraphic and telephonic)—*continued*										
Meters (III. F)—*continued*										
Germany	—	—	—	—	—	2,50,452	69,187	2,95,326	2,89,642	3,40,528
France	—	—	—	—	—	628	19,373	36,679	29,641	12,809
Switzerland	—	—	—	—	—	1,14,499	85,783	81,415	1,06,178	89,780
Italy (*including* Fiume)	—	—	—	—	—	33,442	64,366	1,19,035	24,005	1,597
Austria	—	—	—	—	—	10,912	1,947	13,845	19,811	1,566
Hungary	—	—	—	—	—	7,732	5,324	..	11,264	43,155
United States of America—										
Vid Atlantic Coast	—	—	—	—	—	7,035	10,056	9,832	16,909	10,575
Other Foreign Countries	—	—	—	—	—	4,249	1,287	7,710	4,043	4,379
TOTAL FOREIGN COUNTRIES	—	—	—	—	—	4,28,950	2,57,273	5,64,742	5,01,893	5,04,389
Share of Bengal	—	—	—	—	—	*2,04,893*	*1,38,278*	*2,07,338*	*1,81,479*	*2,35,653*
„ *Bombay*	—	—	—	—	—	*3,68,395*	*3,30,447*	*4,21,295*	*4,36,082*	*5,17,557*
„ *Sind*	—	—	—	—	—	*2,71,216*	*1,33,417*	*2,73,356*	*2,76,715*	*2,13,933*
„ *Madras*	—	—	—	—	—	*99,047*	*1,58,590*	*1,57,478*	*1,30,295*	*1,44,086*
„ *Burma*	—	—	—	—	—	*37,087*	*20,381*	*14,193*	*22,036*	*27,304*
TOTAL	—	—	—	—	—	9,80,648	7,76,113	11,73,160	10,45,607	11,38,533
Others (III. F)—										
United Kingdom (*including* Channel Islands)	—	—	—	—	—	1,07,209	1,63,551	1,65,233	4,46,128	3,78,519
Other British Possessions	—	—	—	—	—	1,009	..	312	47	77
TOTAL BRITISH EMPIRE	—	—	—	—	—	1,08,218	1,63,551	1,65,545	4,46,175	3,78,596
Germany	—	—	—	—	—	47,418	46,240	63,381	94,914	2,58,862
Netherlands	—	—	—	—	—	5,507	524	1,313	3,875	12,483
France	—	—	—	—	—	24,970	27,252	489	394	6,885
Japan	—	—	—	—	—	2,257	2,448	4,365	6,820	8,404
United States of America—										
Vid Atlantic Coast	—	—	—	—	—	33,241	1,05,607	51,877	56,745	71,991
„ Pacific „	—	—	—	—	—	..	1,866	294	1,423	854
Other Foreign Countries	—	—	—	—	—	1,309	4,157	2,750	10,377	18,818
TOTAL FOREIGN COUNTRIES	—	—	—	—	—	1,14,702	1,88,094	1,44,469	1,74,548	3,78,297
Share of Bengal	—	—	—	—	—	*501*	*38,815*	*1,13,491*	*3,37,426*	*4,12,546*
„ *Bombay*	—	—	—	—	—	*10,343*	*11,692*	*47,599*	*56,892*	*98,543*
„ *Sind*	—	—	—	—	—	*2,10,618*	*3,01,138*	*1,44,223*	*1,99,600*	*2,21,112*
„ *Madras*	—	—	—	—	—	*1,558*	..	*1,025*	*49*	*1,940*
„ *Burma*	—	—	—	—	—	..	..	*3,676*	*26,756*	*22,752*
TOTAL	—	—	—	—	—	2,22,920	3,51,645	3,10,014	6,20,723	7,56,893
Electro-medical apparatus (*including* X-ray apparatus) (III. F)—										
United Kingdom (*including* Channel Islands)	—	—	—	—	—	82,857	84,765	84,346	1,24,718	90,017
Ceylon (*excluding* Maldives)	—	—	—	—	—	..	..	..	..	5,280
Other British Possessions	—	—	—	—	—	..	40	..	..	..
TOTAL BRITISH EMPIRE	—	—	—	—	—	82,857	84,805	84,346	1,24,718	95,897

*Inclusive of instruments, apparatus and appliances and wireless sets imported as baggage.

No. 10—*continued*

ARTICLES, AND COUNTRIES OF CONSIGNMENT; ALSO SHARE OF EACH PROVINCE	Quantity					Value				
	1932-33	1933-34	1934-35	1935-36	1936-37	1932-33	1933-34	1934-35	1935-36	1936-37
						R	R	R	R	R
Instruments, Apparatus and Appliances, and parts thereof*—*continued*										
Electrical, including *telegraph and telephone apparatus*, not being *machinery*—continued										
Electro-medical apparatus (*including* X-ray apparatus) (III. F)—*continued*										
Germany	—	—	—	—	—	1,01,830	1,60,484	1,94,453	2,52,830	1,60,098
France	—	—	—	—	—	18,478	756	..	1,239	3,407
Egypt	—	—	—	—	—	..	5,960	678	..	..
United States of America—										
Vid Atlantic Coast	—	—	—	—	—	1,28,670	74,562	93,638	1,14,143	99,189
,, Pacific ,,	—	—	—	—	—	..	..	..	1,885	276
Other Foreign Countries	—	—	—	—	—	6,044	3,664	1,798	5,000	4,644
TOTAL FOREIGN COUNTRIES	—	—	—	—	—	2,50,022	2,45,376	2,90,557	3,75,097	2,67,614
Share of Bengal	—	—	—	—	—	*57,175*	*46,054*	*62,871*	*1,01,659*	*95,591*
,, *Bombay*	—	—	—	—	—	*2,27,043*	*2,38,482*	*2,35,088*	*3,05,630*	*2,12,364*
,, *Sind*	—	—	—	—	—	*31,725*	*37,836*	*39,974*	*41,392*	*27,473*
,, *Madras*	—	—	—	—	—	*16,369*	*5,173*	*33,492*	*44,112*	*27,512*
,, *Burma*	—	—	—	—	—	*667*	*2,636*	*3,478*	*7,022*	*71*
TOTAL	—	—	—	—	—	3,32,979	3,30,181	3,74,903	4,99,815	3,63,511
Switch boards (*other than* telegraph and telephone) (III. F)—										
United Kingdom (*including* Channel Islands)	—	—	—	—	—	1,86,072	2,05,738	2,78,779	2,63,184	2,88,890
Other British Possessions	—	—	—	—	—	265	50	611	1,205	..
TOTAL BRITISH EMPIRE	—	—	—	—	—	1,86,337	2,05,788	2,79,390	2,64,389	2,88,890
Germany	—	—	—	—	—	5,636	3,427	36,475	18,001	14,868
Netherlands	—	—	—	—	—	870	9,427	1,037	9,434	..
United States of America—										
Vid Atlantic Coast	—	—	—	—	—	286	..	..	14,671	909
Other Foreign Countries	—	—	—	—	—	2,858	4,342	1,815	7,815	5,820
TOTAL FOREIGN COUNTRIES	—	—	—	—	—	9,650	17,196	39,327	49,921	21,597
Share of Bengal	—	—	—	—	—	*1,72,970*	*3,17,350*	*4,16,099*	*4,06,071*	*3,10,206*
,, *Bombay*	—	—	—	—	—	*18,277*	*33*	*2,271*	*7,463*	..
,, *Sind*	—	—	—	—	—	..	..	..	..	*231*
,, *Madras*	—	—	—	—	—	*4,740*	*5,601*	*347*	*776*	..
TOTAL	—	—	—	—	—	1,95,987	3,22,984	4,18,717	4,14,310	3,10,437
Electrical goods and apparatus not enumerated (III. F)—										
United Kingdom (*including* Channel Islands)	—	—	—	—	—	21,48,717	19,71,559	23,04,048	20,53,634	19,44,385
Straits Settlements	—	—	—	—	—	1,479	2,081	7,673	566	561
Hongkong	—	—	—	—	—	11,730	2,080	2,784	68	12
Canada—										
Vid Atlantic Coast	—	—	—	—	—	393	7,783	41	332	461
,, Pacific ,,	—	—	—	—	—	..	..	12,588	..	..
Commonwealth of Australia	—	—	—	—	—	13,908	6,715	191	4,543	817
Other British Possessions	—	—	—	—	—	627	1,844	526	2,714	3,061
TOTAL BRITISH EMPIRE	—	—	—	—	—	21,76,854	19,92,012	23,27,791	20,61,857	19,49,297

* Inclusive of instruments, apparatus and appliances and wireless sets imported as baggage.

No. 10—*continued*

ARTICLES, AND COUNTRIES OF CONSIGNMENT; ALSO SHARE OF EACH PROVINCE	Quantity					Value				
	1932-33	1933-34	1934-35	1935-36	1936-37	1932-33	1933-34	1934-35	1935-36	1936-37
						R	R	R	R	R
Instruments, Apparatus and Appliances, and parts thereof*—*continued*										
Electrical, including *telegraph and telephone apparatus*, not being *machinery*—continued										
Electrical goods and apparatus not enumerated (III. F)—*continued*										
Sweden	—	—	—	—	—	23,210	2,309	3,076	4,041	4,506
Denmark	—	—	—	—	—	6,082	1,893	253	439	3,044
Germany	—	—	—	—	—	7,59,332	5,26,816	6,91,715	5,78,810	5,37,008
Netherlands	—	—	—	—	—	1,16,664	1,94,437	2,18,087	2,90,796	70,844
Belgium	—	—	—	—	—	9,910	7,616	6,657	821	3,068
France	—	—	—	—	—	10,952	40,813	23,220	7,086	11,711
Switzerland	—	—	—	—	—	7,556	6,614	1,489	319	453
Italy (*including* Fiume)	—	—	—	—	—	45,611	30,129	7,321	9,907	9,894
Austria	—	—	—	—	—	8,757	12,788	19,846	12,508	34,734
Czechoslovakia	—	—	—	—	—	5,350	5,643	8,965	8,683	9,088
Japan	—	—	—	—	—	1,13,842	1,20,178	89,923	1,24,781	1,09,896
China (*exclusive* of Hongkong and Macao)	—	—	—	—	—	14,942	5,745	8,201	2,245	661
United States of America—										
Vid Atlantic Coast	—	—	—	—	—	8,46,675	5,15,910	5,51,883	4,46,421	2,29,823
„ Pacific „	—	—	—	—	—	1,078	4,758	2,852	3,261	4,502
Other Foreign Countries	—	—	—	—	—	1,241	3,247	254	2,154	1,426
TOTAL FOREIGN COUNTRIES	—	—	—	—	—	19,75,207	14,78,894	16,38,742	14,92,222	10,36,758
Share of Bengal	—	—	—	—	—	*22,26,710*	*19,18,121*	*23,34,487*	*18,85,600*	*13,24,923*
„ *Bombay*	—	—	—	—	—	*8,59,490*	*9,64,310*	*12,32,058*	*11,78,895*	*11,14,755*
„ *Sind*	—	—	—	—	—	*2,89,708*	*34,937*	*17,073*	*6,558*	*6,962*
„ *Madras*	—	—	—	—	—	*6,44,422*	*4,26,236*	*3,76,961*	*3,85,615*	*4,61,690*
„ *Burma*	—	—	—	—	—	*1,32,731*	*1,28,303*	*1,65,956*	*1,17,381*	*77,715*
TOTAL	—	—	—	—	—	41,52,061	34,70,906	39,66,533	35,54,079	29,80,055
Total of Electrical, including *telegraph and telephone apparatus*, not being *machinery*—										
United Kingdom (*including* Channel Islands)	—	—	—	—	—	1,21,50,695	1,30,52,597	1,62,44,228	1,75,02,184	1,70,40,237
Ceylon (*excluding* Maldives)	—	—	—	—	—	3,672	3,756	2,341	3,968	12,398
Straits Settlements	—	—	—	—	—	16,693	8,573	26,913	14,119	18,349
Hongkong	—	—	—	—	—	1,68,660	3,02,816	4,42,471	5,45,610	8,58,810
Canada—										
Vid Atlantic Coast	—	—	—	—	—	1,499	10,278	9,520	6,169	15,724
„ Pacific „	—	—	—	—	—	21	..	12,588	676	..
Commonwealth of Australia	—	—	—	—	—	17,040	6,777	1,824	5,910	912
Other British Possessions	—	—	—	—	—	1,016	533	567	2,226	910
TOTAL BRITISH EMPIRE	—	—	—	—	—	1,23,64,296	1,33,85,330	1,67,40,447	1,80,80,862	1,79,47,340
Sweden	—	—	—	—	—	56,566	63,337	84,157	1,08,531	75,874
Norway	—	—	—	—	—	1,051	399	..	58	5,182
Denmark	—	—	—	—	—	11,608	30,133	6,567	11,685	10,928
Germany	—	—	—	—	—	34,42,818	25,21,698	31,97,801	37,36,830	42,70,652
Netherlands	—	—	—	—	—	11,01,576	11,47,977	13,00,210	18,12,420	5,77,629
Belgium	—	—	—	—	—	2,90,267	3,25,547	2,05,607	3,25,270	5,33,693
France	—	—	—	—	—	1,34,487	2,45,818	1,08,198	1,17,287	1,58,060

* Inclusive of instruments, apparatus and appliances and wireless sets imported as baggage.

No. 10—*continued*

ARTICLES, AND COUNTRIES OF CONSIGNMENT; ALSO SHARE OF EACH PROVINCE	QUANTITY					VALUE				
	1932-33	1933-34	1934-35	1935-36	1936-37	1932-33	1933-34	1934-35	1935-36	1936-37
						R	R	R	R	R
Instruments, Apparatus and Appliances, and parts thereof*—*continued*										
Electrical, including *telegraph and telephone apparatus*, not being *machinery*—concluded										
Total of Electrical, including *telegraph and telephone apparatus*, not being *machinery*—continued										
Switzerland	—	—	—	—	—	1,28,971	93,399	84,880	1,10,063	95,718
Italy (*including* Fiume)	—	—	—	—	—	6,16,702	6,27,140	7,61,023	6,19,590	3,50,299
Austria	—	—	—	—	—	2,73,782	2,25,442	2,04,323	2,39,305	2,19,366
Hungary	—	—	—	—	—	26,009	15,050	56,318	94,761	2,15,550
Czechoslovakia	—	—	—	—	—	3,15,543	3,12,892	3,35,549	1,99,812	2,02,401
Japan	—	—	—	—	—	16,80,550	15,17,643	16,75,059	17,78,339	17,22,583
China (*exclusive* of Hongkong and Macão)	—	—	—	—	—	3,09,965	1,63,940	2,95,184	1,73,306	2,99,137
Egypt	—	—	—	—	—	683	6,204	1,350	75	50
United States of America—										
Vid Atlantic Coast	—	—	—	—	—	26,57,069	23,62,510	30,45,228	37,99,028	35,89,208
„ Pacific „	—	—	—	—	—	2,744	30,457	14,248	28,091	19,988
Other Foreign Countries	—	—	—	—	—	6,252	6,450	4,000	9,049	7,677
TOTAL FOREIGN COUNTRIES	—	—	—	—	—	1,10,56,148	96,96,031	1,13,79,202	1,27,53,503	1,24,13,945
Share of Bengal	—	—	—	—	—	*91,94,880*	*83,77,268*	*1,09,43,434*	*1,28,73,269*	*1,08,25,886*
„ *Bombay*	—	—	—	—	—	*71,69,240*	*82,14,411*	*96,95,009*	*99,17,816*	*97,04,318*
„ *Sind*	—	—	—	—	—	*29,31,763*	*28,12,120*	*30,04,136*	*32,49,425*	*34,31,412*
„ *Madras*	—	—	—	—	—	*28,63,989*	*25,35,355*	*32,01,903*	*29,92,365*	*42,72,649*
„ *Burma*	—	—	—	—	—	*12,10,572*	*11,42,207*	*13,75,117*	*15,00,990*	*20,77,020*
TOTAL	—	—	—	—	—	2,34,20,444	2,30,81,361	2,81,19,649	3,03,34,365	3,03,61,285
Musical—										
Organs and Harmoniums complete (III. D)—	No.	No.	No.	No.	No.					
TOTAL BRITISH EMPIRE	37	40	28	15	30	5,911	3,764	2,763	2,407	2,760
TOTAL FOREIGN COUNTRIES	691	55	46	34	41	6,927	5,226	10,533	3,862	7,268
Share of Bengal	*28*	*12*	*6*	*6*	*11*	*4,195*	*1,253*	*3,563*	*603*	*2,135*
„ *Bombay*	*394*	*54*	*40*	*27*	*33*	*4,504*	*3,826*	*5,444*	*2,814*	*5,932*
„ *Sind*	*2*	*3*	*4*	..	*5*	*394*	*149*	*1,343*	..	*415*
„ *Madras*	*298*	*11*	*17*	*6*	*12*	*2,087*	*1,898*	*2,110*	*1,215*	*844*
„ *Burma*	*14*	*16*	*7*	*10*	*10*	*1,653*	*1,864*	*936*	*1,632*	*712*
TOTAL	725	95	74	49	71	12,833	8,990	13,296	6,269	10,028
Pianos and Piano Players, complete (III. D)—	No.	No.	No.	No.	No.					
United Kingdom (*including* Channel Islands)	27	34	46	51	74	18,554	18,080	36,288	23,151	32,511
Other British Possessions	8	5	4	6	5	2,470	1,798	1,290	1,706	1,785
TOTAL BRITISH EMPIRE	35	39	50	57	79	21,024	19,878	37,578	24,857	34,296

* Inclusive of instruments, apparatus and appliances and wireless sets imported as baggage.

No. 10—*continued*

ARTICLES AND COUNTRIES OF CONSIGNMENT; ALSO SHARE OF EACH PROVINCE	QUANTITY					VALUE				
	1932-33	1933-34	1934-35	1935-36	1936-37	1932-33	1933-34	1934-35	1935-36	1936-3
						R	R	R	R	R
Instruments, Apparatus and Appliances, and parts thereof*—*continued*										
Musical—continued										
Pianos and Piano Players, complete (III. D)—*continued*	No.	No.	No.	No.	No.					
Germany	17	8	14	19	31	14,111	6,137	14,838	15,927	26,24
Japan	3	..	240	..	379	1,038	..	265	..	7,407
China (*exclusive* of Hongkong and Macão)	4	4	3	7	29	1,589	1,276	900	2,219	9,96
Other Foreign Countries	11	12	4	8	7	3,183	3,235	709	1,569	2,09
TOTAL FOREIGN COUNTRIES	35	24	261	34	446	19,921	12,648	16,712	19,715	45,70
Share of Bengal	*12*	*11*	*253*	*7*	*9*	*7,715*	*4,283*	*5,184*	*1,921*	*5,35*
,, *Bombay*	*29*	*25*	*49*	*44*	*74*	*15,731*	*16,685*	*20,521*	*23,209*	*26,92*
,, *Sind*	*3*	*9*	*3*	*13*	*25*	*632*	*4,748*	*12,936*	*7,939*	*13,65*
,, *Madras*	*9*	*3*	*13*	*23*	*337*	*5,643*	*2,584*	*3,795*	*3,282*	*12,51*
,, *Burma*	*17*	*5*	*3*	*6*	*30*	*11,225*	*4,256*	*1,924*	*3,171*	*13,13*
TOTAL	70	63	311	91	525	40,946	32,526	54,290	44,572	79,90
Talking machines and accessories—										
Talking machines (III. D)—	No.	No.	No.	No.	No.					
United Kingdom (*including* Channel Islands)	10,969	16,668	12,751	8,821	6,437	2,87,016	4,94,685	3,88,938	2,87,813	1,71,41
Other British Possessions	121	149	136	74	90	4,451	6,122	3,993	2,794	3,727
TOTAL BRITISH EMPIRE	11,090	16,817	12,887	8,895	6,527	3,91,467	5,00,807	3,92,931	2,90,107	1,75,138
Germany	1,038	493	795	345	320	31,023	10,462	7,412	7,936	7,535
Switzerland	618	254	314	72	109	10,198	3,377	5,820	926	1,091
Japan	1,496	53,739	28,431	12,511	10,719	14,767	4,23,786	2,51,680	1,22,630	1,56,752
United States of America—										
Via Atlantic Coast	131	56	123	234	168	31,402	7,018	22,508	12,575	11,125
,, Pacific ,,	11	2	1	3	3	895	80	15	648	125
Other Foreign Countries	114	129	66	53	96	4,128	5,253	2,579	2,588	6,795
TOTAL FOREIGN COUNTRIES	3,408	54,673	29,730	13,218	11,415	92,413	4,49,976	2,90,009	1,47,258	1,83,423
Share of Bengal	*4,061*	*29,802*	*24,001*	*11,718*	*7,572*	*1,12,074*	*3,96,801*	*3,53,025*	*2,00,544*	*1,60,029*
,, *Bombay*	*4,169*	*26,046*	*7,562*	*4,166*	*4,446*	*1,48,745*	*3,07,791*	*1,53,366*	*1,17,283*	*74,935*
,, *Sind*	*1,560*	*5,418*	*4,445*	*2,617*	*1,533*	*46,241*	*98,941*	*60,782*	*49,766*	*34,388*
,, *Madras*	*3,561*	*5,779*	*3,125*	*1,705*	*1,984*	*1,21,718*	*93,670*	*66,087*	*35,490*	*38,473*
,, *Burma*	*1,147*	*4,445*	*3,484*	*1,907*	*2,407*	*55,102*	*53,580*	*44,680*	*32,987*	*50,746*
TOTAL	14,498	71,490	42,617	22,113	17,942	4,88,880	9,50,783	6,82,940	4,37,360	3,58,561
Records (III. D)—	No.	No.	No.	No.	No.					
United Kingdom (*including* Channel Islands)	204,709	92,217	203,808	300,385	166,389	1,72,994	1,05,068	1,56,521	1,80,190	1,19,427
Straits Settlements	5,537	1,633	1,248	1,883	5,875	12,214	2,874	1,221	1,593	5,110
Other British Possessions	1,365	2,259	5,460	1,030	1,494	2,494	1,899	3,441	1,277	1,506
TOTAL BRITISH EMPIRE	211,611	96,109	210,516	303,298	173,758	1,87,702	1,09,841	1,63,183	1,83,060	1,26,043

* Inclusive of instruments, apparatus and appliances and wireless sets imported as baggage.

No. 10—*continued*

ARTICLES, AND COUNTRIES OF CONSIGNMENT: ALSO SHARE OF EACH PROVINCE	Quantity					Value				
	1932-33	1933-34	1934-35	1935-36	1936-37	1932-33	1933-34	1934-35	1935-36	1936-37
Instruments, Apparatus and Appliances, and parts thereof*—*continued*										
Musical—continued						R	R	R	R	R
Talking machines and accessories—*continued*										
Records (III. D)—*continued*	No.	No.	No.	No.	No.					
Germany	31,487	16,418	6,249	2,695	1,224	25,252	13,747	5,563	2,491	1,304
China (*exclusive* of Hongkong and Macao)	1,241	1,380	7,425	4,388	6,116	1,478	1,361	7,721	4,804	5,823
United States of America—*Vid* Atlantic Coast	1,767	9,040	9,641	25,261	8,674	1,696	4,333	6,942	14,336	5,593
„ Pacific „	194	70	11	582	476	154	20	5	853	259
Other Foreign Countries	1,617	4,417	2,014	3,932	1,300	1,472	3,479	1,491	2,946	949
TOTAL FOREIGN COUNTRIES	36,306	32,225	25,340	36,858	17,790	30,047	22,940	21,722	25,430	13,428
Share of Bengal	*35,650*	*34,367*	*44,696*	*33,491*	*40,621*	*46,331*	*38,882*	*46,967*	*52,735*	*31,360*
„ *Bombay*	*53,024*	*57,010*	*92,329*	*124,070*	*78,894*	*44,673*	*57,026*	*69,049*	*84,368*	*59,031*
„ *Sind*	*1,433*	*1,718*	*6,816*	*4,911*	*7,034*	*1,800*	*1,967*	*6,899*	*4,333*	*7,488*
„ *Madras*	*103,212*	*16,103*	*69,960*	*102,614*	*40,653*	*78,744*	*16,142*	*40,083*	*46,410*	*22,593*
„ *Burma*	*49,573*	*19,136*	*22,055*	*35,070*	*24,346*	*45,701*	*18,764*	*21,903*	*20,644*	*18,999*
TOTAL	247,917	128,334	235,856	340,156	1,91,548	2,17,749	1,32,781	1,24,905	2,08,490	1,39,471
Accessories (III. D)—										
United Kingdom (*including* Channel Islands)	—	—	—	—	—	5,42,524	7,33,070	7,61,663	7,50,670	6,08,639
Commonwealth of Australia	—	—	—	—	—	..	5,489	..	..	..
Other British Possessions	—	—	—	—	—	402	215	830	598	393
TOTAL BRITISH EMPIRE	—	—	—	—	—	5,42,926	7,38,774	7,62,493	7,51,268	6,09,032
Sweden	—	—	—	—	—	2,238	7,807	8,145	7,538	2,668
Germany	—	—	—	—	—	1,76,081	1,32,278	1,17,859	82,240	65,526
France	—	—	—	—	—	3,390	3,104	1,853	7,979	1,733
Switzerland	—	—	—	—	—	1,77,206	1,99,500	1,96,748	1,83,364	1,45,266
Italy (*including* Fiume)	—	—	—	—	—	16,918	14,844	4,894	4,392	..
Japan	—	—	—	—	—	12,592	1,19,955	1,96,684	2,00,313	2,17,978
United States of America—*Vid* Atlantic Coast	—	—	—	—	—	6,735	2,907	6,377	5,845	2,829
„ Pacific „	—	—	—	—	—	2	..	28	161	94
Other Foreign Countries	—	—	—	—	—	4,134	5,404	1,552	565	63
TOTAL FOREIGN COUNTRIES	—	—	—	—	—	3,99,291	4,85,799	5,24,135	4,92,397	4,36,157
Share of Bengal	—	—	—	—	—	*5,82,726*	*6,79,997*	*6,34,027*	*5,99,741*	*4,95,705*
„ *Bombay*	—	—	—	—	—	*2,17,555*	*3,41,912*	*4,01,203*	*3,62,733*	*3,00,385*
„ *Sind*	—	—	—	—	—	*60,352*	*1,20,163*	*1,50,408*	*1,96,991*	*1,69,373*
„ *Madras*	—	—	—	—	—	*49,015*	*31,206*	*42,932*	*26,181*	*15,404*
„ *Burma*	—	—	—	—	—	*32,569*	*51,295*	*55,058*	*59,019*	*64,322*
TOTAL	—	—	—	—	—	9,42,217	12,24,573	12,86,628	12,43,665	10,45,189
Total of Talking machines and accessories—										
United Kingdom (*including* Channel Islands)	—	—	—	—	—	11,02,534	13,32,823	13,09,122	12,18,173	8,99,477
Straits Settlements	—	—	—	—	—	13,421	5,017	4,038	3,074	7,603
Commonwealth of Australia	—	—	—	—	—	203	6,180	96	55	173
Other British Possessions	—	—	—	—	—	5,937	5,452	5,351	3,133	2,960
TOTAL BRITISH EMPIRE	—	—	—	—	—	11,22,095	13,49,422	13,18,607	12,24,435	9,10,213

* Inclusive of instruments, apparatus and appliances and wireless sets imported as baggage.

No. 10—*continued*

ARTICLES, AND COUNTRIES OF CONSIGNMENT; ALSO SHARE OF EACH PROVINCE	Quantity					Value				
	1932-33	1933-34	1934-35	1935-36	1936-37	1932-33	1933-34	1934-35	1935-36	1936-37
						R	R	R	R	R
Instruments, Apparatus and Appliances, and parts thereof*—*continued*										
Musical—continued										
Talking machines and accessories—*concluded*										
Total of Talking machines and accessories—*continued*										
Sweden	—	—	—	—	—	2,398	3,030	3,151	7,542	3,663
Germany	—	—	—	—	—	2,32,356	1,56,487	1,30,834	92,667	74,365
France	—	—	—	—	—	5,180	4,188	2,154	3,224	1,960
Switzerland	—	—	—	—	—	1,87,404	2,02,877	2,02,568	1,84,290	1,46,357
Italy (*including* Fiume)	—	—	—	—	—	17,269	15,487	5,467	5,227	85
Japan	—	—	—	—	—	28,356	5,45,987	4,39,413	3,25,471	3,75,427
China (*exclusive* of Hongkong and Macão)	—	—	—	—	—	..	..	3,620	5,053	5,955
United States of America—										
Vid Atlantic Coast	—	—	—	—	—	39,883	14,258	35,822	32,756	19,547
„ Pacific „	—	—	—	—	—	1,051	100	43	1,662	478
Other Foreign Countries	—	—	—	—	—	7,910	11,301	2,794	2,188	5,171
TOTAL FOREIGN COUNTRIES	—	—	—	—	—	5,21,751	9,58,715	8,35,566	6,65,080	6,33,008
Share of Bengal	—	—	—	—	—	*7,41,631*	*11,15,680*	*10,34,019*	*8,53,420*	*6,87,034*
„ *Bombay*	—	—	—	—	—	*4,10,973*	*7,06,722*	*6,28,618*	*5,64,324*	*4,34,351*
„ *Sind*	—	—	—	—	—	*1,08,393*	*2,31,071*	*2,18,039*	*2,50,099*	*2,11,249*
„ *Madras*	—	—	—	—	—	*2,49,477*	*1,41,618*	*1,49,101*	*1,09,081*	*76,470*
„ *Burma*	—	—	—	—	—	*1,23,372*	*1,23,639*	*1,24,646*	*1,12,600*	*1,34,067*
TOTAL	—	—	—	—	—	16,43,846	23,03,127	21,54,473	18,89,515	15,43,221
Other sorts, *including* parts of musical instruments (III. D)—										
United Kingdom (*including* Channel Islands)	—	—	—	—	—	2,40,180	1,95,332	1,74,624	2,00,101	1,81,618
Ceylon (*excluding* Maldives)	—	—	—	—	—	14,087	4,450	5,575	2,114	156
Hongkong	—	—	—	—	—	310	212	15,700	14,046	190
Other British Possessions	—	—	—	—	—	6,180	1,268	1,381	2,179	743
TOTAL BRITISH EMPIRE	—	—	—	—	—	2,60,707	2,01,262	1,97,280	2,18,440	1,82,707
Germany	—	—	—	—	—	2,70,238	2,16,455	2,03,776	2,29,871	2,00,768
Netherlands	—	—	—	—	—	662	8,168	4,315	2,421	1,441
France	—	—	—	—	—	11,202	15,956	19,178	11,165	9,196
Switzerland	—	—	—	—	—	10,579	18,578	23,677	12,857	11,371
Italy (*including* Fiume)	—	—	—	—	—	21,618	28,174	6,917	1,244	743
Czechoslovakia	—	—	—	—	—	10,406	6,451	6,149	14,086	12,705
Japan	—	—	—	—	—	54,967	1,55,565	1,38,230	1,06,655	87,622
China (*exclusive* of Hongkong and Macão)	—	—	—	—	—	526	404	14,594	227	1,100
Egypt	—	—	—	—	—	8,250	7,465	4,741	..	..
United States of America—										
Vid Atlantic Coast	—	—	—	—	—	11,434	8,997	10,336	6,816	8,212
„ Pacific „	—	—	—	—	—	2,182	158	3,498	1,520	1,288
Other Foreign Countries	—	—	—	—	—	610	2,258	2,156	4,461	2,299
TOTAL FOREIGN COUNTRIES	—	—	—	—	—	3,97,675	4,54,629	4,37,567	4,01,278	3,36,745
Share of Bengal	—	—	—	—	—	*1,79,143*	*2,57,845*	*1,94,322*	*2,27,340*	*2,03,918*
„ *Bombay*	—	—	—	—	—	*1,84,342*	*2,10,603*	*2,49,235*	*2,08,418*	*1,63,914*
„ *Sind*	—	—	—	—	—	*1,99,627*	*98,722*	*1,19,258*	*1,39,030*	*91,303*
„ *Madras*	—	—	—	—	—	*55,642*	*87,513*	*33,967*	*14,815*	*18,407*
„ *Burma*	—	—	—	—	—	*39,123*	*31,208*	*38,065*	*29,610*	*36,820*
TOTAL	—	—	—	—	—	6,58,882	6,55,891	6,34,847	6,19,713	5,19,452

* Inclusive of instruments, apparatus and appliances and wireless sets imported as baggage.

No. 10—*continued*

ARTICLES, AND COUNTRIES OF CONSIGNMENT: ALSO SHARE OF EACH PROVINCE	Quantity					Value				
	1932-33	1933-34	1934-35	1935-36	1936-37	1932-33	1933-34	1934-35	1935-36	1936-37
						R	R	R	R	R
Instruments, Apparatus and Appliances, and parts thereof*—*continued*										
Musical—concluded										
Total of Musical instruments—										
United Kingdom (*including* Channel Islands)	—	—	—	—	—	13,64,970	15,48,328	15,21,869	14,43,387	11,15,422
Ceylon (*excluding* Maldives)	—	—	—	—	—	16,817	5,971	7,673	3,563	2,227
Straits Settlements	—	—	—	—	—	19,894	7,889	5,186	4,319	3,391
Hongkong	—	—	—	—	—	1,366	1,219	18,184	15,524	1,755
Commonwealth of Australia	—	—	—	—	—	272	7,888	315	1,067	183
Other British Possessions	—	—	—	—	—	6,398	3,581	3,001	2,449	1,998
TOTAL BRITISH EMPIRE	—	—	—	—	—	14,09,737	15,74,326	15,56,228	14,70,139	11,29,976
Sweden	—	—	—	—	—	2,848	3,056	9,593	11,060	4,990
Germany	—	—	—	—	—	5,16,705	3,81,079	3,51,272	3,49,868	3,01,463
Netherlands	—	—	—	—	—	768	12,610	4,445	2,694	6,171
France	—	—	—	—	—	17,592	20,264	24,507	19,982	11,276
Switzerland	—	—	—	—	—	1,97,988	2,16,455	2,26,245	1,97,147	1,57,728
Italy (*including* Fiume)	—	—	—	—	—	39,339	38,661	12,613	6,516	2,787
Czechoslovakia	—	—	—	—	—	10,907	2,451	7,462	14,358	12,710
Japan	—	—	—	—	—	86,229	7,02,777	5,76,561	4,32,527	4,70,802
China (*exclusive* of Hongkong and Macão)	—	—	—	—	—	5,214	5,770	24,947	7,874	17,706
Egypt	—	—	—	—	—	3,390	3,855	4,772	..	180
United States of America—										
Vid Atlantic Coast	—	—	—	—	—	56,438	28,129	50,486	42,008	33,318
„ Pacific „	—	—	—	—	—	3,233	710	3,541	3,182	1,766
Other Foreign Countries	—	—	—	—	—	5,638	4,501	2,229	2,781	1,825
TOTAL FOREIGN COUNTRIES	—	—	—	—	—	9,46,274	14,31,218	13,00,678	10,89,930	10,22,722
Share of Bengal	—	—	—	—	—	*9,33,684*	*13,79,061*	*12,37,028*	*10,33,789*	*9,03,486*
„ *Bombay*	—	—	—	—	—	*6,16,050*	*9,37,843*	*9,13,818*	*7,93,765*	*6,41,125*
„ *Sind*	—	—	—	—	—	*3,09,046*	*3,24,690*	*3,51,516*	*3,97,109*	*3,16,026*
„ *Madras*	—	—	—	—	—	*3,12,848*	*2,02,983*	*1,18,973*	*1,33,393*	*1,08,326*
„ *Burma*	—	—	—	—	—	*1,85,383*	*1,60,867*	*1,65,571*	*1,47,013*	*1,33,735*
TOTAL	—	—	—	—	—	23,56,011	30,05,544	28,56,906	25,60,069	21,52,698
Optical (*III. D*)—										
United Kingdom (*including* Channel Islands)	—	—	—	—	—	53,485	77,515	59,787	81,016	80,089
Other British Possessions	—	—	—	—	—	683	1,113	268	996	266
TOTAL BRITISH EMPIRE	—	—	—	—	—	54,168	78,628	60,055	82,012	80,355
Germany	—	—	—	—	—	1,15,169	2,06,071	1,62,382	1,61,889	1,42,445
Netherlands	—	—	—	—	—	..	601	..	..	6,890
France	—	—	—	—	—	30,745	11,876	6,932	10,555	15,972
Italy (*including* Fiume)	—	—	—	—	—	636	4,337	12,760	4,489	..
Austria	—	—	—	—	—	1,820	3,625	5,503	3,271	10,238
Japan	—	—	—	—	—	4,41,818	5,22,258	5,55,464	5,25,847	4,82,921
United States of America—										
Vid Atlantic Coast	—	—	—	—	—	19,582	9,120	21,940	26,510	26,417
„ Pacific „	—	—	—	—	—	..	..	50	1,294	274
Other Foreign Countries	—	—	—	—	—	2,791	2,309	207	5,003	1,100
TOTAL FOREIGN COUNTRIES	—	—	—	—	—	6,12,561	7,60,707	7,65,238	7,38,808	6,86,257

*Inclusive of instruments, apparatus and appliances and wireless sets imported as baggage.

No. 10—*continued*

ARTICLES, AND COUNTRIES OF CONSIGNMENT; ALSO SHARE OF EACH PROVINCE	QUANTITY					VALUE				
	1932-33	1933-34	1934-35	1935-36	1936-37	1932-33	1933-34	1934-35	1935-36	1936-37
						R	R	R	R	R
Instruments, Apparatus and Appliances, and parts thereof*—*continued*										
Optical (III. D)—continued.										
Share of Bengal	—	—	—	—	—	*2,87,091*	*4,21,382*	*3,80,740*	*3,80,930*	*3,31,218*
„ *Bombay*	—	—	—	—	—	*2,55,591*	*3,16,603*	*2,78,827*	*2,98,672*	*2,79,147*
„ *Sind*	—	—	—	—	—	*84,472*	*66,345*	*65,589*	*66,980*	*46,517*
„ *Madras*	—	—	—	—	—	*26,494*	*34,174*	*78,583*	*34,383*	*97,419*
„ *Burma*	—	—	—	—	—	*19,171*	*10,921*	*21,524*	*19,456*	*18,316*
TOTAL	—	—	—	—	—	6,72,729	8,39,425	8,25,293	8,20,320	7,72,612
Photographic—										
CINEMA-TALKIE APPARATUS AND EQUIPMENTS (a)—										
Cinema projecting apparatus and parts and accessories (III. D) (a)—										
United Kingdom (*including* Channel Islands)	—	—	—	—	—	—	—	—	—	60,768
Other British Possessions	—	—	—	—	—	—	—	—	—	1,269
TOTAL BRITISH EMPIRE	—	—	—	—	—	—	—	—	—	62,037
Germany	—	—	—	—	—	—	—	—	—	2,76,734
Netherlands	—	—	—	—	—	—	—	—	—	34,437
France	—	—	—	—	—	—	—	—	—	59,425
United States of America—										
Vid Atlantic Coast	—	—	—	—	—	—	—	—	—	4,26,420
„ Pacific „	—	—	—	—	—	—	—	—	—	4,079
Other Foreign Countries	—	—	—	—	—	—	—	—	—	2,315
TOTAL FOREIGN COUNTRIES	—	—	—	—	—	—	—	—	—	8,03,410
Share Bengal	—	—	—	—	—	—	—	—	—	*1,13,519*
„ *Bombay*	—	—	—	—	—	—	—	—	—	*5,75,043*
„ *Sind*	—	—	—	—	—	—	—	—	—	*1,75,322*
„ *Madras*	—	—	—	—	—	—	—	—	—	*75*
„ *Burma*	—	—	—	—	—	—	—	—	—	*1,488*
TOTAL	—	—	—	—	—	—	—	—	—	[8,65,447
Sound recording apparatus and parts and accessories (III. D) (a)—										
United Kingdom (*including* Channel Islands)	—	—	—	—	—	—	—	—	—	94,060
Germany	—	—	—	—	—	—	—	—	—	13,801
Netherlands	—	—	—	—	—	—	—	—	—	24,834
France	—	—	—	—	—	—	—	—	—	70,063
Czechoslovakia	—	—	—	—	—	—	—	—	—	1,595
United States of America—										
Vid Atlantic Coast	—	—	—	—	—	—	—	—	—	70,690
„ Pacific „	—	—	—	—	—	—	—	—	—	54,373
TOTAL FOREIGN COUNTRIES	—	—	—	—	—	—	—	—	—	2,35,356
Share of Bengal	—	—	—	—	—	—	—	—	—	*47,399*
„ *Bombay*	—	—	—	—	—	—	—	—	—	*282,017*
TOTAL	—	—	—	—	—	—	—	—	—	3,29,416

* Inclusive of instruments, apparatus and appliances and wireless sets imported as baggage.
(a) Separately recorded from 1936-37

No. 10—*continued*

ARTICLES, AND COUNTRIES OF CONSIGNMENT; ALSO SHARE OF EACH PROVINCE	QUANTITY					VALUE				
	1932-33	1933-34	1934-35	1935-36	1936-37	1932-33	1933-34	1934-35	1935-36	1936-37
						Rs	Rs	Rs	Rs	Rs
Instruments, Apparatus and Appliances, and parts thereof*—*continued*										
Photographic—*continued*										
Total of Cinema talkie apparatus and equipments (*a*)—										
United Kingdom (*including* Channel Islands)	—	—	—	—	—	—	—	—	—	1,54,828
Other British Possessions	—	—	—	—	—	—	—	—	—	1,269
TOTAL BRITISH EMPIRE	—	—	—	—	—	—	—	—	—	1,56,097
Germany	—	—	—	—	—	—	—	—	—	2,90,535
Netherlands	—	—	—	—	—	—	—	—	—	59,271
France	—	—	—	—	—	—	—	—	—	1,29,488
United States of America—										
Vid Atlantic Coast	—	—	—	—	—	—	—	—	—	4,97,110
„ Pacific „	—	—	—	—	—	—	—	—	—	58,452
Other Foreign Countries	—	—	—	—	—	—	—	—	—	3,910
TOTAL FOREIGN COUNTRIES	—	—	—	—	—	—	—	—	—	10,38,766
Share of Bengal	—	—	—	—	—	—	—	—	—	*1,60,918*
„ *Bombay*	—	—	—	—	—	—	—	—	—	*8,57,060*
„ *Sind*	—	—	—	—	—	—	—	—	—	*1,75,322*
„ *Madras*	—	—	—	—	—	—	—	—	—	*75*
„ *Burma*	—	—	—	—	—	—	—	—	—	*1,488*
TOTAL	—	—	—	—	—	—	—	—	—	11,94,863
CINEMATOGRAPH FILMS (*b*)—										
Raw films, i.e., blank films on which no picture has been impressed (III. D)—	Length in feet.	Length in feet.	Length in feet.	Length in feet.	Length in feet.					
United Kingdom (*including* Channel Islands)	5,618,792	7,785,016	19,648,136	27,520,275	23,511,734	1,99,400	3,08,437	7,00,577	8,60,627	6,95,591
Other British Possessions	12,640	1,278	600	17,385	14,930	564	340	55	1,800	922
TOTAL BRITISH EMPIRE	5,631,432	7,786,294	19,648,736	27,537,660	23,526,664	1,99,964	3,08,777	7,00,632	8,62,427	6,96,513
Germany	11,933,492	16,895,271	27,687,733	17,238,895	23,103,648	5,96,060	7,58,364	10,04,765	6,71,128	9,27,176
Belgium	4,206,384	5,709,270	5,510,866	7,069,779	6,438,225	1,45,502	2,01,350	1,93,321	2,45,653	2,09,512
France	9,000	45,000	9,000	119,747	480	232	1,207	275	10,390	53
Italy (*including* Fiume)	1,897,968	501,200	522,770	144,815	112,000	41,902	10,113	10,649	7,679	2,022
Japan	..	..	600	25,400	1,872,770	..	..	20	934	41,973
United States of America—										
Vid Atlantic Coast	1,901,611	5,863,411	6,672,323	8,532,738	12,671,324	1,02,587	2,36,380	2,38,136	3,04,012	5,00,226
„ Pacific „	..	6,001	..	..	9,200	..	1,875	..	..	2,325
Other Foreign Countries	..	20,754	49,103	500	7,800	..	1,599	1,442	34	1,099
TOTAL FOREIGN COUNTRIES	19,948,455	29,130,907	40,452,395	33,131,874	44,305,447	8,86,283	12,10,978	14,48,608	12,39,895	16,77,386
Share of Bengal	*3,537,547*	*6,036,856*	*9,203,036*	*15,478,536*	*14,337,792*	*1,50,588*	*2,41,241*	*3,39,953*	*5,28,063*	*5,19,565*
„ *Bombay*	*21,576,215*	*30,471,848*	*30,634,520*	*43,422,739*	*48,013,579*	*9,08,273*	*12,49,365*	*18,02,005*	*14,96,805*	*16,53,077*
„ *Sind*	*7,036*	*174,469*	*56,289*	*101,720*	*137,991*	*2,140*	*18,462*	*7,634*	*7,032*	*9,524*
„ *Madras*	*57,320*	*60,018*	*62,475*	*1,638,659*	*5,368,615*	*4,962*	*3,099*	*3,344*	*67,435*	*1,87,560*
„ *Burma*	*401,769*	*176,010*	*144,811*	*87,830*	*84,134*	*20,284*	*7,588*	*6,304*	*2,927*	*4,173*
TOTAL	25,579,887	36,917,201	60,101,131	60,469,534	67,832,111	10,86,247	15,19,755	21,49,240	21,02,262	23,73,899

* Inclusive of instruments, apparatus and appliances and wireless sets imported as baggage.
(*a*) Separately recorded from 1936-37.
(*b*) Inclusive of imports by postal packets referred to Collectors of Customs for assessment.

No. 10—*continued*

ARTICLES, AND COUNTRIES OF CONSIGNMENT; ALSO SHARE OF EACH PROVINCE	Quantity					Value				
	1932-33	1933-34	1934-35	1935-36	1936-37	1932-33	1933-34	1934-35	1935-36	1936-37
						R	R	R	R	R
Instruments, Apparatus and Appliances, and parts thereof *—*continued*										
Photographic—*continued*										
CINEMATOGRAPH FILMS†—*continued*	Length in feet.	Length in feet.	Length in feet.	Length in feet.	Length in feet.					
Exposed (III. D)—										
United Kingdom (*including* Channel Islands)	1,311,100	2,407,526	1,850,514	2,408,066	2,150,491	3,27,965	6,07,201	5,82,108	7,70,541	6,00,657
Aden and Dependencies	..	13,515	34,000	48,422	12,526	..	800	2,422	8,000	1,009
Ceylon (*excluding* Maldives)	2,487,802	1,674,253	1,770,178	627,094	1,547,078	2,13,094	1,92,237	1,79,371	44,764	1,98,211
Straits Settlements	566,589	262,672	108,267	135,202	92,195	58,188	60,868	21,520	25,698	27,200
Kenya Colony	109,839	61,842	83,817	103,458	144,723	2,658	6,823	6,561	11,440	13,400
Mauritius and Dependencies	..	27,680	246,180	182,487	164,853	..	4,309	36,162	21,055	20,925
Fiji Islands	..	14,446	15,408	27,901	143,032	..	2,889	1,400	3,586	9,240
Other British Possessions	27,888	..	66,838	46,733	66,377	7,858	..	11,072	9,721	5,088
TOTAL BRITISH EMPIRE	4,502,218	4,461,934	4,173,202	3,579,363	4,321,275	6,08,763	8,75,127	8,40,416	8,94,805	8,76,030
Germany	165,814	120,680	100,205	45,534	59,543	41,607	31,560	54,445	10,160	7,699
France	97,000	114,934	16,232	9,631	9,223	19,499	28,066	3,047	2,050	1,494
Italy (*including* Fiume)	64,579	74,644	43,535	48,054	10,972	13,787	21,127	10,897	14,125	2,011
Iran	800	..	26,065	11,789	39,564	220	..	2,402	1,200	7,050
Japan	15,479	53,666	51,845	77,589	109,386	1,950	14,298	11,784	19,037	23,652
United States of America—										
Vid Atlantic Coast	4,398,763	5,472,591	3,937,369	4,065,593	4,092,714	11,78,272	16,65,091	13,32,529	13,08,797	13,26,605
„ Pacific „	185,884	455,370	621,655	947,424	746,755	40,457	1,28,495	2,23,166	3,27,292	2,41,521
Other Foreign Countries	70,486	72,547	56,623	32,831	18,456	10,406	15,398	10,132	2,955	3,225
TOTAL FOREIGN COUNTRIES	4,998,805	6,364,432	4,853,529	5,241,445	5,086,613	13,01,288	19,04,335	16,48,402	16,65,616	16,13,257
Share of Bengal	*2,888,128*	*3,970,478*	*2,823,304*	*2,592,256*	*2,693,811*	*9,39,560*	*13,28,838*	*9,92,974*	*8,64,885*	*8,33,069*
Bombay	*3,180,690*	*4,524,666*	*4,163,441*	*4,844,548*	*4,923,927*	*6,85,425*	*11,63,776*	*13,04,172*	*14,70,132*	*14,32,718*
Sind	*213,000*	*528,080*	*249,959*	*537,736*	*401,619*	*28,587*	*97,477*	*37,329*	*1,75,126*	*43,372*
Madras	*2,789,655*	*1,611,672*	*1,700,710*	*695,876*	*1,340,906*	*2,17,122*	*1,56,706*	*1,47,280*	*53,537*	*1,16,323*
Burma	*429,560*	*191,470*	*89,317*	*149,593*	*49,625*	*39,367*	*32,668*	*7,063*	*26,738*	*9,406*
TOTAL	9,501,023	10,826,366	9,026,731	8,820,808	9,407,888	19,10,051	27,79,403	24,88,818	25,80,421	24,89,887
Total Cinematograph Films†—	Length in feet.	Length in feet.	Length in feet.	Length in feet.	Length in feet.					
United Kingdom (*including* Channel Islands)	6,929,892	10,192,542	21,498,660	29,928,341	25,662,225	5,27,865	9,15,638	12,82,685	16,31,368	12,96,248
Aden and Dependencies	..	13,675	34,000	48,422	12,526	..	885	2,422	8,000	1,009
Ceylon (*excluding* Maldives)	2,487,802	1,674,271	1,770,178	627,579	1,547,078	2,13,094	1,92,242	1,79,371	44,788	1,98,211
Straits Settlements	566,589	262,672	108,837	151,502	106,695	58,188	60,868	21,875	27,194	28,104
Kenya Colony	121,479	62,942	83,817	104,058	144,723	3,223	7,128	6,561	11,520	13,400
Mauritius and Dependencies	..	27,680	246,180	182,487	164,853	..	4,309	36,162	21,055	20,925
Fiji Islands	..	14,446	15,408	27,901	143,032	..	2,889	1,400	3,586	9,240
Other British Possessions	27,888	..	66,838	46,733	66,807	7,858	..	11,072	9,721	6,006
TOTAL BRITISH EMPIRE	10,133,650	12,248,228	23,821,938	31,117,028	27,847,939	8,08,727	11,83,904	15,41,048	17,67,232	15,73,143
Germany	13,099,306	17,015,951	27,787,938	17,287,429	23,253,191	6,37,667	7,89,924	10,59,210	6,81,293	9,34,875
Belgium	4,206,384	5,799,583	5,512,062	7,070,579	6,438,225	1,45,503	2,01,418	1,98,471	2,45,858	2,02,512
France	106,000	159,934	25,232	129,378	9,703	19,731	29,368	3,322	12,440	1,547
Italy (*including* Fiume)	1,902,547	575,844	566,805	192,869	122,972	55,689	21,540	21,546	21,804	4,033
Iran	800	..	26,065	11,789	40,564	220	..	2,402	1,200	7,130
Japan	15,479	53,666	52,445	102,989	1,982,156	1,950	14,298	11,804	19,071	65,625
Portuguese East Africa	26,450	23,565	..	..	..	2,450	8,742	..	..	..
United States of America—										
Vid Atlantic Coast	6,300,374	11,336,002	10,609,692	12,598,331	16,764,038	12,75,859	19,01,471	15,70,665	16,12,809	18,26,831
„ Pacific „	185,884	461,371	621,655	947,424	755,965	40,457	1,30,370	2,23,166	3,27,292	2,43,946
Other Foreign Countries	44,036	69,423	104,580	32,531	25,256	8,046	8,187	11,424	2,789	4,244
TOTAL FOREIGN COUNTRIES	24,947,260	35,495,339	45,305,924	38,373,319	49,392,060	21,87,571	31,15,818	30,97,010	29,25,451	32,90,643

* Inclusive of instruments, apparatus and appliances and wireless sets imported as baggage.
† Inclusive of imports by postal packets referred to Collectors of Customs for assessment.

No. 10—*continued*

ARTICLES, AND COUNTRIES OF CONSIGNMENT; ALSO SHARE OF EACH PROVINCE	QUANTITY					VALUE				
	1932-33	1933-34	1934-35	1935-36	1936-37	1932-33	1933-34	1934-35	1935-36	1936-37
						Rs	Rs	Rs	Rs	Rs
Instruments, Apparatus and Appliances, and parts thereof*—*continued*										
Photographic—*continued*										
Total Cinematograph films†—*contd.*										
Share of Bengal	*6,425,675*	*10,005,334*	*12,036,340*	*13,070,792*	*17,080,603*	*10,40,148*	*15,70,079*	*13,22,927*	*13,82,951*	*14,07,634*
„ *Bombay*	*24,756,905*	*34,996,514*	*54,797,961*	*48,267,887*	*52,936,606*	*15,93,698*	*24,13,140*	*31,06,177*	*29,66,937*	*30,85,795*
„ *Sind*	*230,036*	*709,549*	*306,248*	*639,456*	*529,610*	*30,727*	*1,16,939*	*44,963*	*1,82,158*	*52,896*
„ *Madras*	*2,846,975*	*1,671,690*	*1,765,185*	*2,335,334*	*6,509,621*	*2,29,084*	*1,59,803*	*1,80,624*	*1,80,972*	*3,03,882*
„ *Burma*	*831,319*	*367,480*	*234,128*	*177,473*	*133,769*	*59,641*	*40,356*	*13,367*	*29,665*	*13,579*
TOTAL	35,080,910	47,748,567	69,127,862	69,490,342	77,239,909	29,96,298	42,99,217	46,38,058	46,82,683	48,63,786
All others (III. D)‡—										
United Kingdom (*including* Channel Islands)	—	—	—	—	—	13,42,367	12,32,865	13,42,263	13,68,212	12,44,247
Straits Settlements	—	—	—	—	—	40,229	39,592	18,092	12,989	12,765
Commonwealth of Australia	—	—	—	—	—	803	5,594	..	40	25
Other British Possessions	—	—	—	—	—	469	8,925	3,347	2,122	1,751
TOTAL BRITISH EMPIRE	—	—	—	—	—	13,83,868	12,86,976	13,63,722	13,83,363	12,58,788
Germany	—	—	—	—	—	7,35,448	7,45,841	8,37,901	10,29,502	9,71,132
Netherlands	—	—	—	—	—	8,760	11,141	4,414	895	1,617
Belgium	—	—	—	—	—	80,566	68,774	57,871	58,930	48,466
France	—	—	—	—	—	40,087	37,517	38,505	75,860	3,830
Italy (*including* Fiume)	—	—	—	—	—	1,000	886	84,024	16,959	737
Japan	—	—	—	—	—	14,923	19,154	43,035	59,625	68,508
Egypt	—	—	—	—	—	25	10	11,263	130	825
United States of America—										
Vid Atlantic Coast	—	—	—	—	—	7,90,161	6,58,818	7,88,164	8,52,553	5,44,310
„ Pacific „	—	—	—	—	—	7,230	23,137	44,627	17,787	4,304
Other Foreign Countries	—	—	—	—	—	7,480	2,907	11,179	7,189	3,584
TOTAL FOREIGN COUNTRIES	—	—	—	—	—	16,85,680	15,68,185	18,70,983	21,19,430	16,47,322
Share of Bengal	—	—	—	—	—	*7,72,246*	*6,61,397*	*7,13,452*	*6,51,611*	*6,57,340*
„ *Bombay*	—	—	—	—	—	*16,58,946*	*15,68,221*	*18,55,117*	*21,69,242*	*14,21,723*
„ *Sind*	—	—	—	—	—	*3,02,419*	*2,88,015*	*3,02,864*	*3,74,053*	*2,96,843*
„ *Madras*	—	—	—	—	—	*1,86,994*	*1,97,316*	*2,23,744*	*2,54,937*	*3,72,185*
„ *Burma*	—	—	—	—	—	*1,48,443*	*1,40,212*	*1,30,528*	*1,52,951*	*1,67,979*
TOTAL	—	—	—	—	—	30,69,048	28,55,161	32,34,705	35,02,793	29,06,110
Total of Photographic Instruments—										
United Kingdom (*including* Channel Islands)	—	—	—	—	—	18,69,732	21,48,503	26,24,963	29,99,580	26,95,323
Aden and Dependencies	—	—	—	—	—	..	1,484	2,422	8,144	1,034
Ceylon (*excluding* Maldives)	—	—	—	—	—	2,12,284	1,96,840	1,79,647	45,882	1,90,524
Straits Settlements	—	—	—	—	—	98,417	1,00,460	89,467	40,183	41,949
Kenya Colony	—	—	—	—	—	3,497	10,800	6,619	11,625	13,406
Mauritius and Dependencies	—	—	—	—	—	..	4,800	30,156	21,415	21,105
Commonwealth of Australia	—	—	—	—	—	4,092	5,594	4,636	2,537	214
Fiji Islands	—	—	—	—	—	..	2,889	1,400	3,586	9,240
Other British Possessions	—	—	—	—	—	4,073	1	9,445	7,643	6,233
TOTAL BRITISH EMPIRE	—	—	—	—	—	21,93,095	24,70,880	29,04,770	31,40,595	29,88,028

* Inclusive of instruments, apparatus and appliances and wireless sets imported as baggage.
† Inclusive of Imports by postal packets referred to Collector of Customs for assessment.
‡ Excludes Cinema-talkie apparatus and equipments from 1936-37.

No. 10—*continued*

ARTICLES, AND COUNTRIES OF CONSIGNMENT; ALSO SHARE OF EACH PROVINCE	Quantity					Value				
	1932-33	1933-34	1934-35	1935-36	1936-37	1932-33	1933-34	1934-35	1935-36	1936-37
						Rs	Rs	Rs	Rs	Rs
Instruments, Apparatus and Appliances, and parts thereof*—*continued* Photographic—*concluded*										
Total Photographic Instruments—*concld.*										
Germany	—	—	—	—	—	13,73,115	15,35,765	18,97,111	17,10,795	21,96,542
Netherlands	—	—	—	—	—	10,237	12,701	5,250	1,252	63,540
Belgium	—	—	—	—	—	2,26,066	2,70,192	2,51,842	3,04,783	2,50,978
France	—	—	—	—	—	59,818	66,680	41,827	68,300	1,34,865
Italy (*including* Fiume)	—	—	—	—	—	56,689	32,426	55,570	38,763	6,813
Iran	—	—	—	—	—	230	3	2,402	1,295	7,302
Japan	—	—	—	—	—	16,873	33,452	54,839	79,596	1,34,133
China (*exclusive* of Hongkong and Macão)	—	—	—	—	—	5,833	933	2,121	690	1,192
Egypt	—	—	—	—	—	1,193	10	11,263	230	1,173
Portuguese East Africa	—	—	—	—	—	2,450	8,742	..	..	..
United States of America— *Vid* Atlantic Coast	—	—	—	—	—	20,66,020	25,60,289	23,58,629	24,65,362	28,68,260
,, Pacific ,,	—	—	—	—	—	47,687	1,53,507	2,67,703	3,45,079	3,06,602
Other Foreign Countries	—	—	—	—	—	7,036	8,598	19,646	8,726	5,322
TOTAL FOREIGN COUNTRIES	—	—	—	—	—	38,73,251	46,33,498	49,67,993	50,44,881	59,76,731
Share of Bengal	—	—	—	—	—	*18,62,394*	*22,31,476*	*20,36,379*	*20,34,562*	*22,26,392*
,, *Bombay*	—	—	—	—	—	*32,52,644*	*39,81,361*	*49,61,294*	*51,36,179*	*53,64,578*
,, *Sind*	—	—	—	—	—	*3,33,146*	*4,03,954*	*3,47,827*	*4,56,210*	*5,25,101*
,, *Madras*	—	—	—	—	—	*4,09,078*	*3,57,119*	*3,33,368*	*3,75,909*	*3,76,142*
,, *Burma*	—	—	—	—	—	*2,08,084*	*1,80,468*	*1,43,895*	*1,32,616*	*1,73,046*
TOTAL	—	—	—	—	—	60,65,346	71,54,378	78,72,763	81,85,476	89,64,759
Scientific (III. D)—										
United Kingdom (*including* Channel Islands)	—	—	—	—	—	9,37,817	9,89,570	10,53,953	10,38,072	9,04,013
Other British Possessions	—	—	—	—	—	3,254	1,929	1,512	4,543	2,180
TOTAL BRITISH EMPIRE	—	—	—	—	—	9,41,071	9,91,499	10,55,465	10,42,615	9,06,193
Sweden	—	—	—	—	—	1,116	6,676	10,708	5,985	7,297
Denmark	—	—	—	—	—	..	186	6,664	1,212	2,809
Germany	—	—	—	—	—	4,05,868	2,75,909	3,68,272	3,75,743	3,48,108
Netherlands	—	—	—	—	—	12,117	19,555	6,532	9,581	2,705
Belgium	—	—	—	—	—	17,369	4,813	3,912	7,967	275
France	—	—	—	—	—	5,084	9,035	1,443	4,950	7,198
Italy (*including* Fiume)	—	—	—	—	—	2,367	5,002	4,006	16,372	1,571
Japan	—	—	—	—	—	10,044	26,879	52,931	83,679	69,962
United States of America— *Vid* Atlantic Coast	—	—	—	—	—	57,694	67,169	71,957	69,520	60,680
,, Pacific ,,	—	—	—	—	—	1,598	1,219	8,662	11,952	8,631
Other Foreign Countries	—	—	—	—	—	9,256	13,430	5,449	4,774	5,650
TOTAL FOREIGN COUNTRIES	—	—	—	—	—	5,22,513	4,29,873	5,40,536	5,91,735	5,14,886
Share of Bengal	—	—	—	—	—	*3,17,846*	*3,31,478*	*3,71,741*	*3,67,206*	*3,88,330*
,, *Bombay*	—	—	—	—	—	*5,78,468*	*7,26,543*	*8,35,164*	*8,94,602*	*7,65,540*
,, *Sind*	—	—	—	—	—	*92,638*	*1,63,189*	*83,903*	*91,248*	*63,218*
,, *Madras*	—	—	—	—	—	*1,37,440*	*1,78,978*	*2,44,217*	*2,19,769*	*1,62,166*
,, *Burma*	—	—	—	—	—	*37,803*	*32,184*	*60,976*	*41,525*	*51,825*
TOTAL	—	—	—	—	—	14,63,584	14,21,372	15,96,001	16,34,350	14,21,079

* Inclusive of instruments, apparatus and appliances and wireless sets imported as baggage.

No. 10—*continued*

ARTICLES, AND COUNTRIES OF CONSIGNMENT; ALSO SHARE OF EACH PROVINCE	QUANTITY					VALUE				
	1932-33	1933-34	1934-35	1935-36	1936-37	1932-33	1933-34	1934-35	1935-36	1936-37
Instruments, Apparatus and Appliances, and parts thereof*—*continued*										
Surgical (III. D)—						R	R	R	R	R
United Kingdom (*including* Channel Islands)	—	—	—	—	—	7,43,610	6,79,175	6,70,289	7,74,092	6,65,892
Straits Settlements	—	—	—	—	—	2,420	2,080	3,041	4,494	5,211
Other British Possessions	—	—	—	—	—	1,382	1,596	2,737	1,884	6,606
TOTAL BRITISH EMPIRE	—	—	—	—	—	7,47,412	6,82,851	6,76,017	7,80,470	6,77,709
Germany	—	—	—	—	—	4,12,868	3,80,760	4,05,950	4,49,164	3,78,114
Netherlands	—	—	—	—	—	2,505	1,020	355	5,437	..
France	—	—	—	—	—	3,224	1,123	3,382	6,172	5,898
Italy (*including* Fiume)	—	—	—	—	—	8,496	8,753	11,889	17,975	24,827
Austria	—	—	—	—	—	12,106	9,224	8,623	9,074	4,006
Czechoslovakia	—	—	—	—	—	6,866	3,691	275	166	3,822
Japan	—	—	—	—	—	56,381	1,08,515	1,17,850	1,35,301	1,24,564
United States of America—										
Vid Atlantic Coast	—	—	—	—	—	1,27,002	87,969	1,12,206	1,25,319	1,51,738
„ Pacific „	—	—	—	—	—	1,208	271	582	680	1,971
Other Foreign Countries	—	—	—	—	—	5,484	3,511	3,923	6,790	5,407
TOTAL FOREIGN COUNTRIES	—	—	—	—	—	6,36,180	6,09,837	7,59,985	7,56,078	7,00,457
Share of Bengal	—	—	—	—	—	*3,36,393*	*3,51,499*	*3,50,553*	*4,61,116*	*4,25,779*
„ *Bombay*	—	—	—	—	—	*6,50,886*	*6,16,071*	*6,41,747*	*7,32,047*	*6,29,496*
„ *Sind*	—	—	—	—	—	*1,86,198*	*1,26,212*	*2,62,554*	*1,73,622*	*1,55,019*
„ *Madras*	—	—	—	—	—	*1,51,280*	*1,40,155*	*1,25,403*	*1,13,227*	*98,627*
„ *Burma*	—	—	—	—	—	*58,785*	*58,751*	*55,740*	*65,836*	*69,245*
TOTAL	—	—	—	—	—	13,83,542	12,92,688	14,36,002	15,36,548	13,78,100
WIRELESS APPARATUS†—										
Complete wireless receivers (III. D) (*a*)—					No.					
United Kingdom (*including* Channel Islands)	—	—	—	—	4,378	—	—	—	—	5,77,346
Ceylon (*excluding* Maldives)	—	—	—	—	57	—	—	—	—	5,876
Other British Possessions	—	—	—	—	70	—	—	—	—	7,408
TOTAL BRITISH EMPIRE	—	—	—	—	4,514	—	—	—	—	5,90,630
Germany	—	—	—	—	1,123	—	—	—	—	1,31,698
Netherlands	—	—	—	—	3,862	—	—	—	—	3,81,098
Japan	—	—	—	—	1,947	—	—	—	—	26,707
United States of America—										
Vid Atlantic Coast	—	—	—	—	15,111	—	—	—	—	13,60,406
„ Pacific „	—	—	—	—	192	—	—	—	—	10,764
Other Foreign Countries	—	—	—	—	176	—	—	—	—	16,139
TOTAL FOREIGN COUNTRIES	—	—	—	—	22,411	—	—	—	—	19,26,812
Share of Bengal	—	—	—	—	*5,321*	—	—	—	—	*5,14,897*
„ *Bombay*	—	—	—	—	*15,912*	—	—	—	—	*13,45,419*
„ *Sind*	—	—	—	—	*3,942*	—	—	—	—	*4,18,750*
„ *Madras*	—	—	—	—	*814*	—	—	—	—	*1,15,646*
„ *Burma*	—	—	—	—	*936*	—	—	—	—	*1,22,730*
TOTAL	—	—	—	—	26,925	—	—	—	—	25,17,442

* Inclusive of instruments, apparatus and appliances and wireless sets imported as baggage.
† Inclusive of wireless sets imported as baggage.
(*a*) Separately recorded from 1936-37.

No. 10—*continued*

ARTICLES, AND COUNTRIES OF CONSIGNMENT; ALSO SHARE OF EACH PROVINCE	Quantity					Value				
	1932-33	1933-34	1934-35	1935-36	1936-37	1932-33	1933-34	1934-35	1935-36	1936-37
						R	R	R	R	R
Instruments, Apparatus and Appliances, and parts thereof*— *continued*										
WIRELESS APPARATUS†—*continued*										
Wireless valves (III. D) (*a*)—					No.					
United Kingdom (*including* Channel Islands)	—	—	—	—	24,237	—	—	—	—	98,722
Other British Possessions	—	—	—	—	30	—	—	—	—	354
TOTAL BRITISH EMPIRE	—	—	—	—	24,267	—	—	—	—	94,076
Netherlands	—	—	—	—	6,152	—	—	—	—	14,884
United States of America—										
Vid Atlantic Coast	—	—	—	—	42,817	—	—	—	—	59,014
„ Pacific „	—	—	—	—	290	—	—	—	—	538
Other Foreign Countries	—	—	—	—	1,300	—	—	—	—	2,643
TOTAL FOREIGN COUNTRIES	—	—	—	—	50,550	—	—	—	—	77,970
Share of Bengal	—	—	—	—	*19,108*	—	—	—	—	*61,050*
„ *Bombay*	—	—	—	—	*45,914*	—	—	—	—	*92,692*
„ *Sind*	—	—	—	—	*6,476*	—	—	—	—	*9,224*
„ *Madras*	—	—	—	—	*1,517*	—	—	—	—	*4,237*
„ *Burma*	—	—	—	—	*1,811*	—	—	—	—	*4,852*
TOTAL	—	—	—	—	74,826	—	—	—	—	1,72,055
Components parts of wireless receivers *other than* valves (III. D) (*b*)—										
United Kingdom (*including* Channel Islands)	—	—	—	—	—	—	—	—	—	2,04,677
Other British Possessions	—	—	—	—	—	—	—	—	—	1,368
TOTAL BRITISH EMPIRE	—	—	—	—	—	—	—	—	—	2,06,045
Germany	—	—	—	—	—	—	—	—	—	27,493
Netherlands	—	—	—	—	—	—	—	—	—	21,533
Japan	—	—	—	—	—	—	—	—	—	6,677
United States of America—										
Vid Atlantic Coast	—	—	—	—	—	—	—	—	—	1,60,564
„ Pacific „	—	—	—	—	—	—	—	—	—	2,970
Other Foreign Countries	—	—	—	—	—	—	—	—	—	2,416
TOTAL FOREIGN COUNTRIES	—	—	—	—	—	—	—	—	—	2,21,653
Share of Bengal	—	—	—	—	—	—	—	—	—	*1,43,910*
„ *Bombay*	—	—	—	—	—	—	—	—	—	*1,47,694*
„ *Sind*	—	—	—	—	—	—	—	—	—	*1,79,035*
„ *Madras*	—	—	—	—	—	—	—	—	—	*29,978*
„ *Burma*	—	—	—	—	—	—	—	—	—	*17,081*
TOTAL	—	—	—	—	—	—	—	—	—	5,17,698
Others (III. D) (*b*)—										
United Kingdom (*including* Channel Islands)	—	—	—	—	—	—	—	—	—	2,96,880
Other British Possessions	—	—	—	—	—	—	—	—	—	4,109
TOTAL BRITISH EMPIRE	—	—	—	—	—	—	—	—	—	3,00,989
United States of America—										
Vid Atlantic Coast	—	—	—	—	—	—	—	—	—	6,995
„ Pacific „	—	—	—	—	—	—	—	—	—	203
Other Foreign Countries	—	—	—	—	—	—	—	—	—	4,689
TOTAL FOREIGN COUNTRIES	—	—	—	—	—	—	—	—	—	11,887

* Inclusive of instruments, apparatus and appliances and wireless sets imported as baggage.
† Inclusive of wireless sets imported as baggage.
(*a*) Transferred from electric lamps from 1936-37.
(*b*) Separately recorded from 1936-37.

No. 10—*continued*

ARTICLES, AND COUNTRIES OF CONSIGNMENT; ALSO SHARE OF EACH PROVINCE	QUANTITY					VALUE				
	1932-33	1933-34	1934-35	1935-36	1936-37	1932-33	1933-34	1934-35	1935-36	1936-37
						R	R	R	R	R
Instruments, Apparatus and Appliances, and parts thereof* —*continued*										
WIRELESS APPARATUS†—*concluded*										
Others (III. D) (*a*)—*continued*										
Share of Bengal	—	—	—	—	—	—	—	—	—	*13,095*
,, *Bombay*	—	—	—	—	—	—	—	—	—	*2,20,334*
,, *Sind*	—	—	—	—	—	—	—	—	—	*38,430*
,, *Madras*	—	—	—	—	—	—	—	—	—	*30,462*
,, *Burma*	—	—	—	—	—	—	—	—	—	*10,655*
TOTAL	—	—	—	—	—	—	—	—	—	3,12,876
Total of Wireless apparatus (III. D)‡—										
United Kingdom (*including* Channel Islands)	—	—	—	—	—	8,39,572	5,71,971	4,66,316	10,48,701	12,62,025
Ceylon (*excluding* Maldives)	—	—	—	—	—	2,999	9,418	3,931	4,056	6,094
Straits Settlements	—	—	—	—	—	495	385	1,539	6,542	1,751
Other British Possessions	—	—	—	—	—	203	1,271	4,693	3,423	11,270
TOTAL BRITISH EMPIRE	—	—	—	—	—	8,43,269	5,83,045	4,76,479	10,62,522	12,81,740
Sweden	—	—	—	—	—	5,058	1,69,917	9,703	36	409
Germany	—	—	—	—	—	48,809	56,914	77,574	93,203	1,03,786
Netherlands	—	—	—	—	—	65,408	98,620	1,55,407	3,81,256	4,18,660
France	—	—	—	—	—	5,058	1,936	1,375	513	1,259
Italy (*including* Fiume)	—	—	—	—	—	1,867	781	2,843	10,158	793
Japan	—	—	—	—	—	2,177	21,417	37,193	32,442	34,600
United States of America—										
Vid Atlantic Coast	—	—	—	—	—	57,928	1,74,904	3,27,070	12,29,991	15,37,879
,, Pacific ,,	—	—	—	—	—	3,329	4,040	3,278	12,636	14,475
Other Foreign Countries	—	—	—	—	—	4,430	4,697	3,923	7,649	16,765
TOTAL FOREIGN COUNTRIES	—	—	—	—	—	1,94,064	5,33,226	11,18,366	17,67,884	22,38,331
Share of Bengal	—	—	—	—	—	*2,13,241*	*2,52,448*	*3,57,287*	*6,36,051*	*7,32,862*
,, *Bombay*	—	—	—	—	—	*7,03,460*	*6,65,041*	*3,77,038*	*15,70,096*	*13,06,139*
,, *Sind*	—	—	—	—	—	*32,103*	*1,07,796*	*2,41,361*	*1,89,705*	*6,45,439*
,, *Madras*	—	—	—	—	—	*30,727*	*40,112*	*74,659*	*2,13,516*	*1,80,313*
,, *Burma*	—	—	—	—	—	*58,397*	*50,874*	*44,597*	*2,21,038*	*1,55,318*
TOTAL	—	—	—	—	—	10,37,933	11,16,271	15,94,845	28,30,406	35,20,071
Other kinds (III. D)—										
United Kingdom (*including* Channel Islands)	—	—	—	—	—	14,71,274	15,64,840	20,67,708	21,13,021	22,20,943
Ceylon (*excluding* Maldives)	—	—	—	—	—	6,570	8,608	4,892	8,405	6,388
Straits Settlements	—	—	—	—	—	5,575	4,017	2,529	2,502	5,292
Commonwealth of Australia	—	—	—	—	—	..	4,591	16,895	14,823	41,732
Other British Possessions	—	—	—	—	—	1,384	2,887	1,534	1,954	1,853
TOTAL BRITISH EMPIRE	—	—	—	—	—	14,84,803	15,84,943	20,93,558	21,45,705	22,76,208
Sweden	—	—	—	—	—	14,056	12,625	8,022	14,112	16,603
Germany	—	—	—	—	—	2,17,218	2,35,385	2,43,788	4,90,350	4,09,513
Netherlands	—	—	—	—	—	12,560	13,469	24,123	13,385	6,868
Belgium	—	—	—	—	—	64,972	54,189	9,568	6,111	2,895
France	—	—	—	—	—	16,665	16,897	20,054	13,735	40,506
Switzerland	—	—	—	—	—	9,870	1,049	7,067	4,502	12,123
Italy (*including* Fiume)	—	—	—	—	—	8,113	5,631	14,993	17,140	8,955
Czechoslovakia	—	—	—	—	—	1,686	3,819	5,050	4,819	14,031
Java	—	—	—	—	—	1,201	415	946	5,018	6,523
Japan	—	—	—	—	—	5,221	1,09,845	56,707	75,574	87,204
United States of America—										
Vid Atlantic Coast	—	—	—	—	—	2,25,821	2,40,365	4,24,740	5,35,893	4,23,627
,, Pacific ,,	—	—	—	—	—	7,302	4,626	33,198	23,554	31,934
Other Foreign Countries	—	—	—	—	—	7,275	9,883	4,172	10,131	10,722
TOTAL FOREIGN COUNTRIES	—	—	—	—	—	5,93,410	7,08,097	8,67,378	12,14,219	10,67,099

* Inclusive of instruments, apparatus and appliances and wireless sets imported as baggage.
† Inclusive of wireless sets imported as baggage.
(*a*) Separately recorded from 1936-37.
‡ Excludes wireless valves up to 1935-36.

No. 10—*continued*

ARTICLES, AND COUNTRIES OF CONSIGNMENT; ALSO SHARE OF EACH PROVINCE	QUANTITY					VALUE				
	1932-33	1933-34	1934-35	1935-36	1936-37	1932-33	1933-34	1934-35	1935-36	1936-37
						R	R	R	R	R
Instruments, Apparatus and Appliances, and parts thereof*—*continued*										
Other kinds (III. D)—continued										
Share of Bengal . .	—	—	—	—	—	*3,55,801*	*3,44,905*	*2,77,971*	*15,34,829*	*15,93,449*
,, *Bombay* . .	—	—	—	—	—	*4,48,209*	*5,81,464*	*8,28,935*	*9,11,192*	*7,60,015*
,, *Sind* . . .	—	—	—	..	—	*4,23,487*	*4,00,167*	*4,63,227*	*5,12,296*	*4,53,741*
,, *Madras* . .	—	—	—	—	—	*1,90,073*	*2,69,961*	*3,49,750*	*3,45,929*	*3,50,298*
,, *Burma* . .	—	—	—	—	—	*1,62,643*	*1,26,543*	*1,46,705*	*1,56,278*	*1,35,804*
TOTAL .	—	—	—	—	—	20,77,213	22,93,040	29,60,936	35,60,524	33,43,307
Total of Instruments, Apparatus and Appliances, and parts thereof—										
United Kingdom (*including* Channel Islands) . .	—	—	—	—	—	1,94,31,155	2,06,32,499	2,47,12,869	2,70,05,053	2,59,90,544
Aden and Dependencies .	—	—	—	—	—	1,689	570	2,490	8,351	3,062
Ceylon (*excluding* Maldives).	—	—	—	—	—	2,51,063	2,27,782	3,00,020	69,121	2,28,952
Straits Settlements . .	—	—	—	—	—	1,44,254	1,23,747	78,020	74,392	81,190
Hongkong . . .	—	—	—	—	—	1,71,085	3,04,361	4,05,668	5,62,054	3,61,397
Union of South Africa .	—	—	—	—	—	2,732	3,440	4,667	5,261	5,926
Kenya Colony . . .	—	—	—	—	—	4,693	12,922	7,038	13,881	14,515
Mauritius and Dependencies	—	—	—	—	—	120	4,312	36,166	21,415	21,360
Canada—										
Vid Atlantic Coast .	—	—	—	—	—	2,227	10,868	12,909	9,703	21,512
,, Pacific ,, .	—	—	—	—	—	35	573	12,588	1,203	2,223
Commonwealth of Australia	—	—	—	—	—	21,778	24,448	24,859	26,023	44,761
Fiji Islands . . .	—	—	—	—	—	..	2,889	1,400	3,586	9,240
Other British Possessions .	—	—	—	—	—	6,615	3,096	3,405	4,877	8,877
TOTAL BRITISH EMPIRE .	—	—	—	—	—	2,00,37,451	2,18,51,502	2,55,63,019	2,78,04,920	2,72,93,549
Sweden	—	—	—	—	—	78,594	2,65,867	1,28,771	2,34,183	1,08,958
Norway	—	—	—	—	—	1,566	898	835	100	5,722
Denmark	—	—	—	—	—	16,564	31,164	13,779	15,545	14,812
Germany	—	—	—	—	—	65,32,065	55,94,181	67,99,600	73,07,792	82,10,623
Netherlands . . .	—	—	—	—	—	12,05,166	13,06,553	14,96,822	17,26,515	10,82,467
Belgium	—	—	—	—	—	6,05,876	6,56,038	4,71,422	6,46,626	7,80,791
France	—	—	—	—	—	2,78,673	3,73,824	3,07,668	2,61,444	3,75,034
Switzerland . . .	—	—	—	—	—	3,41,180	3,16,633	3,27,755	3,13,423	2,66,929
Italy (*including* Fiume) .	—	—	—	—	—	7,34,209	7,22,781	8,75,695	7,31,003	3,90,750
Austria	—	—	—	—	—	2,97,588	2,48,234	2,26,234	2,63,505	2,45,328
Hungary	—	—	—	—	—	26,034	15,143	56,429	96,494	2,16,007
Czechoslovakia . . .	—	—	—	—	—	3,35,005	3,29,491	3,51,287	3,24,113	2,97,060
Iran	—	—	—	—	—	5,717	1,852	3,632	4,918	13,133
Java	—	—	—	—	—	6,519	6,778	6,722	11,273	8,598
Japan	—	—	—	—	—	22,99,293	30,42,786	31,28,609	31,42,805	31,26,739
China (*exclusive* of Hongkong and Macao) . . .	—	—	—	—	—	3,23,845	1,71,971	3,23,689	1,82,705	3,20,039
Egypt	—	—	—	—	—	5,723	19,490	19,739	2,420	6,616
Portuguese East Africa .	—	—	—	—	—	3,572	3,742	..	141	145
United States of America— *Vid* Atlantic Coast .	—	—	—	—	—	52,67,549	55,30,455	69,22,456	82,93,629	87,41,127
,, Pacific ,, .	—	—	—	—	—	67,596	1,94,980	3,31,352	4,26,471	3,85,641
Other Foreign Countries .	—	—	—	—	—	7,017	14,966	12,380	11,943	14,309
TOTAL FOREIGN COUNTRIES .	—	—	—	—	—	1,84,39,351	1,98,52,577	2,16,99,376	2,39,57,138	2,46,20,428

* Inclusive of instruments, apparatus and appliances and wireless sets imported as baggage.

No. 10—*continued*

ARTICLES, AND COUNTRIES OF CONSIGNMENT; ALSO SHARE OF EACH PROVINCE	Quantity					Value				
	1932-33	1933-34	1934-35	1935-36	1936-37	1932-33	1933-34	1934-35	1935-36	1936-37
						R	R	R	R	R
Instruments, Apparatus and Appliances, and parts thereof*—*concluded*										
Total of Instruments, Apparatus, and Appliances, and parts thereof—continued										
Share of Bengal	—	—	—	—	—	*1,30,96,639*	*1,42,79,527*	*1,69,55,133*	*1,93,61,752*	*1,74,26,897*
„ *Bombay*	—	—	—	—	—	*1,39,74,538*	*1,60,08,337*	*1,90,26,242*	*2,02,49,269*	*1,99,50,358*
„ *Sind*	—	—	—	—	—	*44,42,858*	*43,94,473*	*45,20,066*	*51,36,595*	*56,76,473*
„ *Madras*	—	—	—	—	—	*41,21,999*	*37,58,837*	*45,46,826*	*43,79,691*	*59,45,940*
„ *Burma*	—	—	—	—	—	*19,40,838*	*17,62,915*	*19,14,123*	*26,34,751*	*29,14,309*
TOTAL	—	—	—	—	—	3,84,76,802	4,02,04,079	4,72,62,395	5,17,62,058	5,19,13,977
Ivory—										
Unmanufactured (II. S)—	Lbs.	Lbs.	Lbs.	Lbs.	Lbs.					
United Kingdom (*including* Channel Islands)	68,538	44,724	12,640	8,394	10,795	4,66,188	2,48,210	63,485	43,015	44,175
Aden and Dependencies	738	2,243	4,681	3,238	..	3,025	8,330	18,110	11,905	..
Zanzibar and Pemba	15,881	24,300	46,013	58,505	56,790	77,766	1,09,875	2,02,548	2,56,965	2,31,510
Kenya Colony	15,803	52,150	87,067	106,565	82,662	1,03,590	2,57,856	3,66,176	4,42,701	3,17,693
Tanganyika Territory	7,382	2,213	21,238	25,875	4,522	51,956	10,549	86,760	1,03,818	12,975
Other British Possessions	246	2,152	17	4	..	1,648	10,889	67	17	..
TOTAL BRITISH EMPIRE	108,588	127,762	171,656	202,581	154,769	7,04,163	6,45,718	7,37,146	8,53,421	6,06,413
Germany	28,170	18,116	13,943	18,898	15,113	1,93,387	1,03,187	71,708	78,207	59,282
Netherlands	40,685	58,688	43,001	50,922	32,999	2,40,404	2,82,394	1,81,564	2,46,818	1,24,131
Belgium	4,107	8,383	6,105	6,175	6,141	19,184	34,950	23,234	23,987	21,885
Other Foreign Countries	1,453	702	2,056	4,620	3,133	8,134	3,847	8,080	3,782	7,521
TOTAL FOREIGN COUNTRIES	74,505	85,889	65,005	80,615	57,386	4,66,109	4,24,378	2,84,581	3,52,794	2,12,819
Share of Bengal	*189*	..	*158*	..	..	*1,431*	..	*747*	..	..
„ *Bombay*	*181,991*	*209,773*	*235,545*	*288,020*	*209,693*	*11,66,419*	*10,61,685*	*10,20,000*	*12,14,162*	*8,14,854*
„ *Sind*	*845*	*3,638*	*3,941*	*4,065*	*1,186*	*1,985*	*7,742*	*913*	*1,594*	*368*
„ *Madras*	*68*	*246*	..	..	..	*457*	*769*	..	*3*	..
„ *Burma*	..	..	*17*	*111*	1,276	..	..	*67*	*456*	*4,010*
TOTAL	183,093	213,651	237,661	292,196	212,155	11,70,272	10,70,096	10,21,727	12,16,215	8,19,232
Manufactured (III. U)—										
TOTAL BRITISH EMPIRE	—	—	—	—	—	3,512	4,841	4,467	2,880	7,799
Japan	—	—	—	—	—	7,843	3,460	3,700	4,728	10,340
Other Foreign Countries	—	—	—	—	—	2,192	3,974	5,676	7,889	3,582
TOTAL FOREIGN COUNTRIES	—	—	—	—	—	10,035	7,434	9,376	12,617	13,922
Share of Bengal	—	—	—	—	—	*1,776*	*4,291*	*2,491*	*6,362*	*5,204*
„ *Bombay*	—	—	—	—	—	*9,600*	*6,487*	*10,201*	*8,034*	*15,395*
„ *Sind*	—	—	—	—	—	*2,035*	*1,017*	*373*	*618*	*815*
„ *Madras*	—	—	—	—	—	*45*	*153*	*379*	*109*	..
„ *Burma*	—	—	—	—	—	*91*	*387*	*399*	*374*	*307*
TOTAL	—	—	—	—	—	13,547	12,275	13,843	15,497	21,721
Total of Ivory	—	—	—	—	—	11,83,819	10,82,371	10,36,570	12,31,712	8,40,958

* Inclusive of instruments, apparatus and appliances and wireless sets imported as baggage.

No. 10—*continued*

ARTICLES, AND COUNTRIES OF CONSIGNMENT; ALSO SHARE OF EACH PROVINCE	QUANTITY					VALUE				
	1932-33	1933-34	1934-35	1935-36	1936-37	1932-33	1933-34	1934-35	1935-36	1936-37
						R	R	R	R	R
Jewellery (*excluding* imitation jewellery and precious stones and pearls, unset), also plate of gold and silver—										
*Jewellery (III. U)**†—										
United Kingdom (*including* Channel Islands) . .	—	—	—	—	—	29,43,461	1,91,736	5,96,455	6,24,883	11,36,080
Ceylon (*excluding* Maldives)	—	—	—	—	—	6,194	6,815	7,599	8,859	5,591
Straits Settlements . .	—	—	—	—	—	3,769	2,735	4,168	3,683	9,679
Other British Possessions .	—	—	—	—	—	7,999	4,157	5,855	5,478	6,584
TOTAL BRITISH EMPIRE .	—	—	—	—	—	29,61,423	2,05,443	6,14,077	6,41,853	11,58,534
Germany	—	—	—	—	—	9,102	20,014	16,484	17,340	23,371
France	—	—	—	—	—	11,023	2,760	9,75,365	5,091	1,04,137
Switzerland . . .	—	—	—	—	—	..	7,560	2,273	2,535	1,470
Italy (*including* Fiume) .	—	—	—	—	—	3,315	1,379	12,414	4,447	60
Japan	—	—	—	—	—	4,205	4,466	2,431	773	2,807
United States of America—										
Vid Atlantic Coast .	—	—	—	—	—	298	1,422	321	9,116	4,828
„ Pacific „ .	—	—	—	—	—	20	..	431	..	..
Other Foreign Countries .	—	—	—	—	—	3,308	7,438	8,521	8,027	9,032
TOTAL FOREIGN COUNTRIES .	—	—	—	—	—	31,271	45,039	10,18,240	47,329	1,52,705
Share of Bengal . .	—	—	—	—	—	*28,28,450*	*51,073*	*4,20,130*	*4,21,618*	*1,08,821*
„ *Bombay* . .	—	—	—	—	—	*84,089*	*1,34,395*	*9,85,575*	*2,09,759*	*9,83,150*
„ *Sind* . . .	—	—	—	—	—	*57,194*	*15,819*	*2,08,338*	*33,477*	*1,77,658*
„ *Madras* . .	—	—	—	—	—	*12,576*	*12,181*	*14,481*	*15,193*	*19,752*
„ *Burma* . .	—	—	—	—	—	*10,385*	*37,814*	*8,793*	*9,135*	*21,958*
TOTAL .	—	—	—	—	—	29,92,694	2,50,482	16,32,317	6,89,192	13,11,239
Plate of gold and silver (III. U)‡—										
United Kingdom (*including* Channel Islands) . .	—	—	—	—	—	3,47,927	2,34,450	3,68,338	3,28,878	2,78,519
Hongkong . . .	—	—	—	—	—	11,305	17,004	9,182	14,047	2,418
Other British possessions .	—	—	—	—	—	8,407	4,465	4,849	2,175	2,816
TOTAL BRITISH EMPIRE .	—	—	—	—	—	3,67,639	2,55,919	3,77,369	3,45,095	2,83,753
Sweden	—	—	—	—	—	400	1,115	11,623	..	..
Germany	—	—	—	—	—	15,586	5,898	14,246	6,518	9,016
Belgium	—	—	—	—	—	..	1,005	6,558	778	3
France	—	—	—	—	—	48,786	11,107	9,728	14,017	5,807
Japan	—	—	—	—	—	6,741	8,570	6,884	5,405	2,955
China (*exclusive* of Hongkong and Macao) . .	—	—	—	—	—	3,597	3,741	54,153	3,677	752
Egypt	—	—	—	—	—	2	7,800	..	30	40
Other Foreign Countries .	—	—	—	—	—	7,924	3,885	7,211	11,044	3,628
TOTAL FOREIGN COUNTRIES .	—	—	—	—	—	83,036	43,116	1,10,853	41,467	21,701

* Inclusive of imports by postal packets referred to Collectors of Customs for assessment.
† Inclusive of imports as baggage.
‡ Inclusive of silver ware and silver cutlery imported as baggage.

No. 10—*continued*

ARTICLES, AND COUNTRIES OF CONSIGNMENT; ALSO SHARE OF EACH PROVINCE	Quantity					Value				
	1932-33	1933-34	1934-35	1935-36	1936-37	1932-33	1933-34	1934-35	1935-36	1936-37
						R	R	R	R	R
Jewellery (*excluding* imitation jewellery and precious stones and pearls, unset), also plate of gold and silver—*continued*										
*Plate of gold and silver (III. U)**—continued										
Share of Bengal	—	—	—	—	—	*87,832*	*65,612*	*88,569*	*1,04,557*	*53,225*
„ *Bombay*	—	—	—	—	—	*2,13,851*	*1,86,659*	*2,49,172*	*1,70,095*	*1,94,859*
„ *Sind*	—	—	—	—	—	*96,030*	*15,548*	*81,528*	*81,349*	*30,230*
„ *Madras*	—	—	—	—	—	*9,742*	*9,297*	*44,365*	*12,177*	*6,271*
„ *Burma*	—	—	—	—	—	*43,220*	*21,919*	*23,488*	*18,384*	*20,828*
TOTAL	—	—	—	—	—	4,50,675	2,99,035	4,87,722	3,86,562	3,05,454
Total of jewellery (excluding imitation jewellery and precious stones and pearls, unset), also Plate of Gold and silver†—										
United Kingdom (*including* Channel Islands)	—	—	—	—	—	32,01,388	4,26,186	9,59,793	9,58,206	14,15,199
Ceylon (*excluding* Maldives)	—	—	—	—	—	8,104	7,743	9,102	9,141	7,222
Straits Settlements	—	—	—	—	—	5,136	3,160	5,681	4,107	9,862
Hongkong	—	—	—	—	—	15,487	17,754	12,403	15,751	4,925
Other British Possessions	—	—	—	—	—	8,948	6,519	4,517	4,743	5,079
TOTAL BRITISH EMPIRE	—	—	—	—	—	33,29,062	4,61,362	9,91,446	9,86,948	14,42,287
Sweden	—	—	—	—	—	400	1,115	11,623	..	..
Germany	—	—	—	—	—	24,588	25,007	30,730	23,858	32,387
Belgium	—	—	—	—	—	268	1,005	6,558	2,707	1,822
France	—	—	—	—	—	59,809	13,867	9,85,093	19,108	1,09,444
Switzerland	—	—	—	—	—	..	7,560	2,273	3,042	1'891
Italy (*including* Fiume)	—	—	—	—	—	5,024	2,233	13,734	6,175	445
Japan	—	—	—	—	—	10,946	13,036	9,265	6,178	12,762
China (*exclusive* of Hongkong and Macao)	—	—	—	—	—	4,511	4,978	55,125	5,104	3,665
Egypt	—	—	—	—	—	69	7,846	3,603	2,441	1,540
United States of America—*Vid* Atlantic Coast	—	—	—	—	—	4,913	3,537	2,187	12,778	6,078
„ Pacific „	—	—	—	—	—	20	45	431	..	..
Other Foreign Countries	—	—	—	—	—	2,759	7,031	6,661	6,405	4,372
TOTAL FOREIGN COUNTRIES	—	—	—	—	—	1,14,307	88,155	11,28,593	88,706	1,74,466
Share of Bengal	—	—	—	—	—	*29,16,282*	*1,16,685*	*5,03,799*	*5,26,175*	*1,62,046*
„ *Bombay*	—	—	—	—	—	*2,97,940*	*3,21,054*	*12,34,747*	*3,79,854*	*11,73,000*
„ *Sind*	—	—	—	—	—	*1,53,224*	*31,067*	*2,87,366*	*1,14,326*	*2,07,338*
„ *Madras*	—	—	—	—	—	*22,218*	*21,478*	*59,346*	*27,370*	*26,023*
„ *Burma*	—	—	—	—	—	*53,605*	*59,233*	*29,231*	*27,519*	*43,786*
TOTAL	—	—	—	—	—	34,43,269	5,49,517	21,20,089	10,75,744	16,16,693
Lac—	Cwts.	Cwts.	Cwts.	Cwts.	Cwts.					
Stick and seed (II. D)—										
United Kingdom (*including* Channel Islands)	636	292	101	..	..	8,951	5,803	6,654	..	..
Straits Settlements	3,253	50,994	106,207	50,252	86,800	52,794	11,32,095	22,38,295	8,01,516	11,41,307
Other British Possessions	..	99	..	..	..	..	1,980	..	..	..
TOTAL BRITISH EMPIRE	3,889	51,385	106,308	50,252	86,800	61,745	11,39,968	22,44,949	8,01,516	11,41,307
Java	..	..	320	..	201	..	..	10,676	..	2,358
Siam	..	..	16,409	30,460	30,849	..	..	4,49,487	4,02,661	4,05,649
Other Foreign Countries	142	..	171	..	..	2,712	..	4,094	2	..
TOTAL FOREIGN COUNTRIES	142	..	16,900	30,460	31,050	2,712	..	4,64,257	4,02,663	4,08,007

*Inclusive of silverware and silver cutlery imported as baggage.

† Inclusive of imports of jewellery by postal packets referred to Collectors of Customs for assessment and of jewellery, silver ware and silver cutlery imported as baggage.

No. 10—*continued*

ARTICLES, AND COUNTRIES OF CONSIGNMENT: ALSO SHARE OF EACH PROVINCE	Quantity					Value				
	1932-33	1933-34	1934-35	1935-36	1936-37	1932-33	1933-34	1934-35	1935-36	1936-37
						R	R	R	R	R
Lac—continued										
Stick and seed (II. D)—continued	Cwts.	Cwts.	Cwts.	Cwts.	Cwts.					
Share of Bengal	*3,721*	*56,359*	*122,693*	*80,318*	*116,963*	*55,523*	*11,22,443*	*26,96,382*	*12,36,889*	*15,36,617*
,, *Bombay*	*296*	*1,010*	*500*	*379*	*874*	*3,600*	*17,227*	*13,570*	*6,926*	*12,543*
,, *Madras*	*14*	*16*	*10*	*15*	*13*	*334*	*293*	*284*	*364*	*254*
TOTAL	4,031	51,385	123,208	80,712	117,850	64,457	11,39,968	27,09,206	12,94,179	15,49,314
Shell and button (II. D)—	Cwts.	Cwts.	Cwts.	Cwts.	Cwts.					
Straits Settlements	..	..	..	..	1,644	..	..	..	..	23,265
Other British Possessions	4	2	3	78	3	203	301	315	4,815	261
TOTAL BRITISH EMPIRE	4	2	3	78	1,647	203	301	315	4,815	23,526
TOTAL FOREIGN COUNTRIES	3	7	2	9	215	470	347	249	364	3,277
Share of Bengal	*5*	*1*	..	*22*	*1,359*	*223*	*61*	..	*6,416*	*26,542*
,, *Bombay*	..	*1*	*3*	*4*	*1*	..	*179*	*348*	*364*	*100*
,, *Sind*	..	..	..	..	*2*	..	..	..	..	*161*
,, *Madras*	2	*7*	*2*	..	..	*446*	*313*	*222*	..	..
,, *Burma*	..	..	—	..	..	..	*25*	..	..	..
TOTAL	7	9	5	27	1,362	672	648	564	5,179	26,803
Other kinds (excluding *lac-dye*) (*II. D*)—	Cwts.	Cwts.	Cwts.	Cwts.	Cwts.					
TOTAL BRITISH EMPIRE	3	..	2	3	2	283	11	173	243	247
TOTAL FOREIGN COUNTRIES	..	10	..	1	..	..	140	..	79	..
Share of Bengal	..	..	..	..	..	..	..	..	..	*97*
,, *Bombay*	..	*10*	*2*	*2*	*2*	..	*141*	*173*	*161*	*150*
,, *Sind*	*3*	..	..	*2*	..	*283*	*10*	..	*161*	..
TOTAL	3	10	2	4	2	283	151	173	322	247
Total of Lac—	Cwts.	Cwts.	Cwts.	Cwts.	Cwts.					
TOTAL BRITISH EMPIRE	3,896	51,387	106,313	50,333	88,449	62,231	11,40,280	22,45,437	8,06,574	11,65,080
TOTAL FOREIGN COUNTRIES	145	17	16,902	30,470	31,265	3,182	487	4,64,506	4,93,106	4,11,284
TOTAL	4,041	51,404	123,215	80,803	119,714	65,413	11,40,767	27,09,943	12,99,680	15,76,364
Leather—	Tons	Tons	Tons	Tons	Tons					
Hides, tanned or dressed (III. I)—										
United Kingdom (*including* Channel Islands)	12	8	6	2	1	55,122	29,276	29,132	41,313	25,174
Ceylon (*excluding* Maldives)	9	6	1	..	2	8,948	7,800	508	1,090	1,590
Other British Possessions	4	—	2	1	..	4,838	369	3,374	1,596	528
TOTAL BRITISH EMPIRE	25	9	9	3	3	68,908	37,445	33,014	43,999	27,292
Germany	5	..	..	..	1	38,689	5,446	..	..	6,543
Austria	..	..	..	..	..	5,801	..	..	..	..
United States of America—										
Via Atlantic Coast	3	5	2	..	49	37,286	17,466	16,508	4,987	23,551
Other Foreign Countries	1	..	..	..	..	8,278	1,597	508	198	552
TOTAL FOREIGN COUNTRIES	9	5	2	..	50	89,564	24,509	16,016	5,180	30,646

No. 10—*continued*

ARTICLES, AND COUNTRIES OF CONSIGNMENT; ALSO SHARE OF EACH PROVINCE	QUANTITY					VALUE				
	1932-33	1933-34	1934-35	1935-36	1936-37	1932-33	1933-34	1934-35	1935-36	1936-37
Leather—*continued*						Rs	Rs	Rs	Rs	Rs
***Hides, tanned or dressed (III. I)*—continued**	Tons	Tons	Tons	Tons	Tons					
Share of Bengal	*3*	..	*5*	*2*	*3*	*18,410*	*7,194*	*16,099*	*16,214*	*24,073*
„ *Bombay*	*11*	*6*	*2*	..	..	*96,336*	*33,829*	*23,830*	*25,308*	*24,562*
„ *Sind*	*2*	..	..	..	..	*3,771*	*4,078*	*1,991*	*1,027*	*312*
„ *Madras*	*14*	*8*	*4*	..	*50*	*26,303*	*14,444*	*5,503*	*1,991*	*7,507*
„ *Burma*	*4*	..	..	*1*	..	*3,648*	*2,409*	*2,207*	*4,639*	*584*
TOTAL	34	14	11	3	53	1,58,463	61,954	49,630	49,179	57,938
***Skins, tanned or dressed (III. I)*—**	Tons	Tons	Tons	Tons	Tons					
United Kingdom (*including* Channel Islands)	12	12	19	5	11	1,04,782	1,30,617	1,53,053	60,610	1,25,514
Straits Settlements	..	..	..	..	..	5,511	26	57	..	..
Tanganyika Territory	..	..	4	..	..	137	290	27,302	5	..
Other British Possessions	..	1	1	..	..	6,452	2,908	12,164	3,088	2,020
TOTAL BRITISH EMPIRE	12	13	24	5	11	1,16,882	1,33,841	1,92,576	63,703	1,27,534
Germany	25	31	51	52	37	2,91,315	2,91,466	3,97,085	4,60,579	3,35,888
Netherlands	2	..	1	..	..	32,451	13,511	15,881	..	3,068
Belgium	..	..	..	..	..	2,133	2,908	8,181	3,668	15,154
Luxemburg	..	..	..	..	3	..	..	916	6,925	27,851
France	..	..	..	..	..	15,748	6,267	3,967	..	..
Italy (*including* Fiume)	3	16	15	1	..	32,575	1,02,192	88,783	7,780	7,398
Austria	..	1	..	..	..	2,866	13,500	23,522	2,731	..
Hungary	3	7	6	3	1	34,671	62,761	63,097	76,567	33,909
Czechoslovakia	7	3	5	..	..	73,657	55,602	55,044	5,435	9,701
Iraq	..	9	1	..	..	..	5,798	4,276	3	241
Japan	..	..	1	..	3	..	..	1,987	1,077	6,079
China (*exclusive* of Hongkong and Macao)	2	2	1	..	..	7,170	4,891	6,555	2,516	5,017
United States of America—										
Vid Atlantic Coast	64	84	83	69	76	6,63,055	6,13,709	5,86,536	4,66,693	5,94,451
Other Foreign Countries	4	..	..	..	1	5,508	636	1,478	615	525
TOTAL FOREIGN COUNTRIES	110	153	164	130	121	11,61,149	11,72,741	12,63,208	10,39,589	10,40,184
Share of Bengal	*26*	*50*	*54*	*24*	*51*	*3,48,399*	*4,41,692*	*4,54,032*	*1,34,318*	*4,17,478*
„ *Bombay*	*93*	*109*	*127*	*110*	*79*	*8,57,359*	*8,17,438*	*9,44,438*	*8,79,151*	*7,02,442*
„ *Sind*	*1*	*1*	*3*	..	*1*	*3,335*	*8,001*	*34,252*	*26,578*	*38,130*
„ *Madras*	*1*	*6*	*2*	*1*	..	*15,673*	*23,215*	*5,548*	*6,394*	*2,422*
„ *Burma*	*1*	..	*2*	..	*1*	*23,265*	*16,336*	*17,464*	*6,351*	*7,246*
TOTAL	122	166	188	135	132	12,78,031	13,06,682	14,55,784	11,03,292	11,67,718
Total of *Hides and Skins, tanned, etc.*	Tons 156	Tons 180	Tons 199	Tons 138	Tons 185	14,36,493	15,68,536	15,05,414	11,52,471	12,25,656
Unwrought (*III. I*)—	Cwts.	Cwts.	Cwts.	Cwts.	Cwts.					
United Kingdom (*including* Channel Islands)	1,868	8,966	9,356	16,905	21,453	94,845	1,49,903	1,21,771	3,26,538	4,38,028
Straits Settlements	37	6	12	..	..	10,334	661	3,882	..	..
Other British Possessions	5	568	10	21	11	2,869	4,668	4,403	4,985	2,215
TOTAL BRITISH EMPIRE	1,905	9,540	9,378	16,926	21,464	1,08,048	1,55,232	1,30,056	3,31,523	4,40,243
Germany	1,723	4,528	3,605	385	577	76,548	1,00,969	1,07,493	1,72,461	1,82,421
Italy (*including* Fiume)	15	56	2	..	3	4,043	16,151	1,126	..	2,034
Hungary	21	3	2	..	5	11,679	1,929	1,139	..	2,282
Czechoslovakia	2	..	14	15	26	1,645	..	12,528	10,694	16,849
Japan	..	..	8	19	134	..	30	644	1,696	11,504
United States of America— *Vid* Atlantic Coast	338	1,449	9,803	6,612	4,566	1,54,205	82,482	2,22,989	2,96,627	3,76,015
„ Pacific „	..	..	1	..	..	..	..	570	..	..
Other Foreign Countries	45	980	30	1	8	10,444	10,994	4,088	648	4,088
TOTAL FOREIGN COUNTRIES	2,144	7,016	13,465	7,032	5,319	2,58,564	2,12,555	3,50,577	4,82,126	5,96,093

No. 10—*continued*

ARTICLES, AND COUNTRIES OF CONSIGNMENT; ALSO SHARE OF EACH PROVINCE	QUANTITY					VALUE				
	1932-33	1933-34	1934-35	1935-36	1936-37	1932-33	1933-34	1934-35	1935-36	1936-37
						R	R	R	R	R
Leather—*continued*										
Unwrought (III. I)—continued	Cwts.	Cwts.	Cwts.	Cwts.	Cwts.					
Share of Bengal	*456*	*7,031*	*6,370*	*13,797*	*21,460*	*1,80,921*	*2,25,292*	*2,47,660*	*5,54,161*	*3,67,869*
,, *Bombay*	*312*	*102*	*33*	*122*	*39*	*79,716*	*24,914*	*6,896*	*61,955*	*24,001*
,, *Sind*	*167*	*34*	*74*	*165*	*161*	*45,973*	*13,392*	*31,742*	*59,967*	*51,322*
,, *Madras*	*3,117*	*9,295*	*16,079*	*9,664*	*4,963*	*29,867*	*66,526*	*1,11,223*	*62,475*	*47,302*
,, *Burma*	*97*	*164*	*287*	*210*	*160*	*30,136*	*38,361*	*83,013*	*75,091*	*66,442*
TOTAL	4,049	16,556	22,343	23,958	26,783	3,66,612	3,67,787	4,80,533	8,13,649	10,36,336
Leather cloth (including artificial leather) *(III. I)*—	Sq. yards	Sq. yards	Sq. yards	Sq. yards	Sq. yards					
United Kingdom (*including* Channel Islands)	220,300	292,471	345,084	344,682	314,707	2,21,069	3,01,908	3,56,305	3,45,372	3,25,055
Other British Possessions	--	193	60	61	..	..	235	20	128	..
TOTAL BRITISH EMPIRE	220,300	292,664	345,144	344,743	314,707	2,21,069	3,02,143	3,56,325	3,45,500	3,25,055
Germany	10,068	17,239	33,411	35,599	7,180	5,345	8,583	8,078	11,914	2,315
France	121,579	110,242	82,056	37,030	9,621	90,787	75,096	58,317	22,025	5,971
Japan	6,283	20,010	56,608	74,474	144,145	6,072	14,076	32,512	39,612	76,524
United States of America—*Vid* Atlantic Coast	330,060	146,536	204,730	191,917	271,495	90,581	78,197	81,452	71,594	68,460
Other Foreign Countries	284	5,135	6,296	3,956	2,360	453	3,833	2,834	2,621	1,781
TOTAL FOREIGN COUNTRIES	468,294	299,152	381,101	342,976	434,801	1,93,238	1,79,785	1,83,093	1,47,766	1,53,051
Share of Bengal	*108,325*	*137,202*	*184,918*	*139,090*	*100,807*	*1,03,406*	*1,19,040*	*1,02,905*	*127,729*	*1,14,342*
,, *Bombay*	*194,362*	*263,412*	*313,323*	*273,613*	*345,391*	*1,76,691*	*2,30,169*	*2,75,169*	*2,07,913*	*2,01,015*
,, *Sind*	*330,063*	*137,202*	*136,448*	*186,761*	*211,111*	*80,260*	*84,387*	*99,595*	*83,392*	*88,082*
,, *Madras*	*36,231*	*42,977*	*53,947*	*64,531*	*57,886*	*38,034*	*38,250*	*60,851*	*53,123*	*50,706*
,, *Burma*	*19,612*	*11,032*	*12,909*	*23,794*	*34,313*	*20,916*	*10,077*	*10,938*	*20,609*	*23,960*
TOTAL	688,594	591,816	726,245	687,719	749,508	4,14,307	4,81,923	5,39,418	4,93,266	4,78,106
Manufactures (excluding *boots and shoes, and belting for machinery*)—										
Bags and trunks (III. I)—	Cwts.	Cwts.	Cwts.	Cwts.	Cwts.					
United Kingdom (*including* Channel Islands)	133	195	412	144	172	41,959	57,747	56,129	54,014	69,685
Other British Possessions	16	16	5	4	22	3,154	1,882	931	1,270	3,713
TOTAL BRITISH EMPIRE	149	211	417	148	194	45,113	59,629	57,060	55,284	73,398
Germany	25	48	44	37	42	11,338	21,147	19,357	23,020	27,226
Italy (*including* Fiume)	1	2	13	6	13	512	1,001	6,948	5,734	3,832
Japan	27	170	232	141	152	13,033	47,033	58,567	38,226	36,058
Other Foreign Countries	9	16	8	14	22	2,135	6,378	5,254	7,946	9,039
TOTAL FOREIGN COUNTRIES	62	236	297	198	229	27,038	75,609	88,126	69,926	76,155
Share of Bengal	*44*	*127*	*372*	*90*	*115*	*25,236*	*47,209*	*33,338*	*36,020*	*34,162*
,, *Bombay*	*117*	*223*	*267*	*168*	*166*	*31,474*	*57,727*	*35,003*	*71,418*	*50,803*
,, *Sind*	*20*	*30*	*23*	*29*	*35*	*5,766*	*11,973*	*8,218*	*6,328*	*8,874*
Madras	*7*	*32*	*34*	*24*	*40*	*3,297*	*9,151*	*7,353*	*6,423*	*8,340*
,, *Burma*	*23*	*35*	*18*	*35*	*67*	*6,378*	*9,178*	*3,174*	*5,616*	*17,314*
TOTAL	211	447	714	346	423	72,151	1,35,238	1,42,186	1,25,210	1,49,553

No. 10—*continued*

ARTICLES, AND COUNTRIES OF CONSIGNMENT; ALSO SHARE OF EACH PROVINCE	QUANTITY					VALUE				
	1932-33	1933-34	1934-35	1935-36	1936-37	1932-33	1933-34	1934-35	1935-36	1936-37
Leather—*continued*						£	£	£	£	£
Manufactures (excluding *boots and shoes, and belting for machinery*)—continued										
Pickers (III. I)—	Cwts.	Cwts.	Cwts.	Cwts.	Cwts.					
United Kingdom (*including* Channel Islands)	2,673	2,868	3,502	3,922	3,953	4,07,140	4,23,721	5,21,265	5,90,398	5,64,715
Ceylon (*excluding* Maldives)	..	..	..	2	..	..	..	..	188	76
TOTAL BRITISH EMPIRE	2,673	2,868	3,502	3,924	3,953	4,07,140	4,23,721	5,21,265	5,90,586	5,64,791
Germany	94	66	15	38	7	14,210	9,232	2,021	4,593	956
Netherlands	375	160	466	533	199	61,378	26,943	72,682	80,164	28,889
France	59	42	22	6	6	7,366	5,190	2,912	1,153	1,101
Austria	37	85	24	46	23	5,723	12,623	2,677	6,175	2,752
Czechoslovakia	18	58	46	7	77	1,906	5,751	6,238	1,060	10,050
Other Foreign Countries	31	63	17	15	14	4,333	6,919	3,214	2,171	3,141
TOTAL FOREIGN COUNTRIES	609	474	590	640	326	94,016	66,658	89,774	95,316	46,889
Share of Bengal	*554*	*633*	*436*	*740*	*782*	*80,803*	*94,166*	*60,877*	*92,612*	*1,01,570*
" *Bombay*	*2,728*	*2,669*	*3,656*	*3,823*	*3,562*	*4,91,353*	*3,96,213*	*5,50,162*	*5,93,148*	*5,10,110*
" *Madras*	..	..	..	*1*	..	..	..	..	*141*	..
TOTAL	3,282	3,342	4,092	4,564	4,284	5,02,056	4,90,379	6,11,039	6,85,902	6,11,680
Picking bands and straps (III. I)—	Cwts.	Cwts.	Cwts.	Cwts.	Cwts.					
United Kingdom (*including* Channel Islands)	2,137	1,469	1,611	1,700	1,224	4,58,738	3,19,621	3,48,791	3,53,807	2,62,558
Other British Possessions	5	..	..	..	..	889	..	..	..	..
TOTAL BRITISH EMPIRE	2,142	1,469	1,611	1,700	1,224	4,59,627	3,19,621	3,48,791	3,53,807	2,62,558
Germany	169	64	110	179	51	44,728	17,159	25,183	33,804	9,258
Netherlands	511	298	323	292	187	1,11,509	66,267	75,535	64,345	37,441
Belgium	191	210	217	321	468	36,220	35,451	37,318	50,379	77,066
France	694	1,092	1,409	1,678	1,182	1,44,747	2,17,772	2,80,534	3,88,161	2,45,146
Czechoslovakia	31	20	54	58	28	4,882	2,830	7,428	7,773	4,145
Other Foreign Countries	65	29	56	30	29	11,408	5,426	11,089	7,468	5,108
TOTAL FOREIGN COUNTRIES	1,661	1,713	2,169	2,558	1,940	3,53,489	3,44,905	4,37,087	5,01,330	3,78,164
Share of Bengal	*564*	*479*	*478*	*623*	*432*	*1,00,795*	*94,794*	*89,665*	*1,15,167*	*85,903*
" *Bombay*	*3,239*	*2,702*	*3,301*	*3,629*	*2,074*	*7,11,919*	*5,69,432*	*6,95,440*	*7,38,850*	*5,54,120*
" *Sind*	..	..	..	..	..	..	..	*116*	..	..
" *Madras*	..	..	..	*5*	..	*18*	..	..	*1,008*	..
" *Burma*	..	*1*	*1*	*1*	*2*	*334*	*300*	*407*	*122*	*699*
TOTAL	3,803	3,182	3,780	4,258	3,164	8,13,116	6,64,526	7,85,828	8,55,137	6,40,722
Roller skins (III. I)—	Cwts.	Cwts.	Cwts.	Cwts.	Cwts.					
United Kingdom (*including* Channel Islands)	598	490	676	813	625	5,36,694	4,56,420	5,63,965	6,34,975	5,24,190
Germany	27	55	22	30	9	27,310	39,538	15,820	24,618	9,438
France	1	..	8	2	..	811	1,164	8,091	3,300	571
Japan	..	1	6	3	6	1,439	334	4,315	1,235	7,462
Other Foreign Countries	3	5	7	2	7	2,463	5,078	4,280	2,218	4,698
TOTAL FOREIGN COUNTRIES	31	61	40	37	22	32,023	46,144	32,506	31,371	22,159
Share of Bengal	*36*	*39*	*44*	*41*	*28*	*33,032*	*35,982*	*32,551*	*27,673*	*20,123*
" *Bombay*	*593*	*512*	*672*	*766*	*608*	*5,35,685*	*4,66,582*	*5,63,529*	*6,30,426*	*5,19,093*
" *Madras*	..	..	..	*43*	*11*	..	..	..	*8,247*	*7,123*
TOTAL	629	551	716	850	647	5,68,717	5,02,564	5,96,471	6,66,346	5,46,349

No. 10—*continued*

ARTICLES, AND COUNTRIES OF CONSIGNMENT; ALSO SHARE OF EACH PROVINCE	QUANTITY					VALUE				
	1932-33	1933-34	1934-35	1935-36	1936-37	1932-33	1933-34	1934-35	1935-36	1936-37
Leather—*continued*						R	R	R	R	R
Manufactures (excluding *boots and shoes, and belting for machinery*)—continued										
Saddlery and harness (III. I)—	Cwts.	Cwts.	Cwts.	Cwts.	Cwts.					
United Kingdom (*including* Channel Islands)	113	64	89	74	69	36,782	29,551	55,713	29,839	37,049
Commonwealth of Australia	3	11	19	14	18	2,520	4,570	8,690	6,530	4,383
Other British Possessions	2	..	1	..	..	220	..	110	359	15
TOTAL BRITISH EMPIRE	123	75	109	88	87	39,472	34,121	65,413	36,728	41,447
TOTAL FOREIGN COUNTRIES	6	2	13	3	5	2,071	1,218	1,564	792	1,540
Share of Bengal	*23*	*23*	*32*	*31*	*25*	*9,360*	*9,393*	*8,374*	*10,114*	*11,889*
,, *Bombay*	*32*	*37*	*59*	*33*	*43*	*26,401*	*28,490*	*51,004*	*17,657*	*23,596*
,, *Sind*	*11*	*3*	*6*	*14*	*4*	*1,753*	*2,868*	*2,907*	*4,699*	*2,241*
,, *Madras*	*2*	*6*	*6*	*6*	*14*	*1,006*	*1,278*	*1,510*	*1,599*	*4,150*
,, *Burma*	*6*	*5*	*10*	*7*	*3*	*3,023*	*3,896*	*3,182*	*3,421*	*1,111*
TOTAL	129	77	122	91	92	41,543	35,334	66,977	37,520	42,937
Other sorts (III. I)—	Cwts.	Cwts.	Cwts.	Cwts.	Cwts.					
United Kingdom (*including* Channel Islands)	13,277	11,012	13,711	10,122	2,011	4,35,581	3,47,748	3,61,950	3,10,814	1,77,688
Other British Possessions	15	46	20	16	6	3,688	4,689	3,430	2,683	2,740
TOTAL BRITISH EMPIRE	13,292	11,058	13,731	10,138	2,017	4,39,269	3,52,435	3,65,380	3,13,497	1,80,378
Germany	1,905	294	336	290	88	65,013	37,975	61,364	75,985	7,845
Netherlands	68	18	3	3	100	5,516	3,043	586	502	911
Italy (*including* Fiume)	383	30	42	2	..	7,043	7,557	24,197	514	45
Czechoslovakia	..	3	22	2	5	547	1,773	10,263	1,876	5,924
Japan	293	1,027	932	550	545	65,591	1,48,928	1,32,514	1,01,089	88,899
United States of America—										
Vid Atlantic Coast	11,484	479	375	8,016	12,510	1,47,231	40,105	66,833	1,85,616	91,703
,, Pacific ,,	1	3	1	84	258	13	1,052	147	300	1,350
Other Foreign Countries	971	478	145	113	2	13,147	14,174	9,932	4,635	1,575
TOTAL FOREIGN COUNTRIES	15,105	2,332	1,886	9,060	13,458	2,94,401	2,54,612	3,05,836	3,70,517	1,98,252
Share of Bengal	*12,594*	*11,208*	*13,408*	*9,507*	*643*	*3,44,584*	*2,69,100*	*3,85,171*	*3,87,597*	*80,313*
,, *Bombay*	*15,472*	*1,208*	*1,526*	*9,335*	*14,544*	*3,00,688*	*2,59,660*	*2,10,956*	*2,20,033*	*2,34,637*
,, *Sind*	*69*	*72*	*182*	*77*	*64*	*20,374*	*20,069*	*28,270*	*22,476*	*16,186*
,, *Madras*	*49*	*61*	*319*	*91*	*120*	*13,330*	*15,246*	*16,183*	*12,562*	*19,156*
,, *Burma*	*213*	*241*	*182*	*138*	*104*	*54,694*	*49,979*	*40,636*	*41,346*	*28,338*
TOTAL	28,397	13,390	15,617	19,198	15,475	7,33,670	6,07,047	6,01,216	6,84,014	3,78,630
Total of Leather manufactures, excluding boots and shoes and belting for machinery—	Cwts.	Cwts.	Cwts.	Cwts.	Cwts.					
United Kingdom (*including* Channel Islands)	18,036	16,098	20,001	16,775	8,059	19,16,844	16,34,806	19,28,813	19,73,647	16,35,835
Commonwealth of Australia	4	39	23	19	19	2,875	6,478	9,045	7,234	4,626
Other British Possessions	37	34	22	17	27	7,596	4,668	4,018	3,796	6,301
TOTAL BRITISH EMPIRE	18,077	16,171	20,046	16,811	8,105	19,27,315	16,45,947	19,41,874	19,84,677	16,46,762

No. 10—*continued*

ARTICLES, AND COUNTRIES OF CONSIGNMENT; ALSO SHARE OF EACH PROVINCE	QUANTITY					VALUE				
	1932-33	1933-34	1934-35	1935-36	1936-37	1932-33	1933-34	1934-35	1935-36	1936-37
						Rs	Rs	Rs	Rs	Rs
Leather—*continued*										
Total Leather manufactures (excluding *boots and shoes and belting for machinery*)—continued	Cwts.	Cwts.	Cwts.	Cwts.	Cwts.					
Germany	2,225	529	527	571	148	1,68,570	1,25,679	1,23,745	1,61,630	54,840
Netherlands	954	476	796	828	486	1,78,409	96,253	1,50,955	1,45,011	67,262
Belgium	963	221	233	325	468	41,575	27,838	40,626	50,970	77,126
France	760	1,165	1,444	1,692	1,190	1,54,970	2,80,499	2,96,226	3,45,746	2,49,196
Switzerland	15	11	12	18	27	3,900	2,728	3,413	4,510	5,920
Italy (*including* Fiume)	402	40	65	8	13	11,374	10,008	33,314	6,261	3,877
Austria	146	138	101	51	27	7,109	18,025	9,109	8,515	4,026
Czechoslovakia	44	81	124	67	106	7,335	10,359	24,707	10,709	20,368
Japan	360	1,256	1,229	721	721	76,166	2,02,580	1,94,958	1,40,985	1,36,139
United States of America—										
Vid Atlantic Coast	11,487	487	379	8,027	12,529	1,50,989	46,228	69,882	1,90,343	1,00,267
„ Pacific „	1	3	1	84	258	13	1,052	147	669	1,360
Other Foreign Countries	117	412	84	104	7	8,528	8,392	5,051	3,953	2,783
TOTAL FOREIGN COUNTRIES	17,474	4,818	4,995	12,496	15,980	8,03,938	7,89,141	9,51,843	10,69,252	7,23,159
Share of Bengal	*13,820*	*12,559*	*14,770*	*11,032*	*2,024*	*5,93,810*	*5,50,574*	*6,25,576*	*6,69,174*	*3,33,960*
„ *Bombay*	*22,231*	*7,941*	*9,491*	*17,754*	*21,597*	*20,27,420*	*17,61,104*	*21,56,085*	*22,71,562*	*19,22,424*
„ *Sind*	*100*	*110*	*210*	*120*	*103*	*27,893*	*34,653*	*39,611*	*34,003*	*27,301*
„ *Madras*	*58*	*97*	*359*	*170*	*185*	*17,651*	*25,675*	*25,046*	*28,985*	*35,774*
„ *Burma*	*242*	*282*	*211*	*231*	*176*	*64,479*	*63,052*	*47,399*	*50,405*	*47,462*
TOTAL	36,451	20,989	25,041	29,307	24,085	27,31,253	24,35,088	28,53,717	30,54,129	23,69,921
Total of Leather—										
United Kingdom (*including* Channel Islands)	—	—	—	—	—	23,02,662	22,46,505	25,89,074	27,47,680	25,49,606
Ceylon (*excluding* Maldives)	—	—	—	—	—	11,986	9,926	2,013	2,438	2,875
Straits Settlements	—	—	—	—	—	17,511	1,380	7,443	1,661	1,989
Hongkong	—	—	—	—	—	3,875	2,845	9,067	1,627	3,936
Tanganyika Territory	—	—	—	—	—	..	..	27,302	5	..
Canada—										
Vid Atlantic Coast	—	—	—	—	—	5,498	3,344	4,966	1,527	2,576
Commonwealth of Australia	—	—	—	—	—	8,534	9,657	12,461	9,335	5,115
Other British Possessions	—	—	—	—	—	2,156	946	1,519	5,329	789
TOTAL BRITISH EMPIRE	—	—	—	—	—	24,42,222	22,74,603	26,53,845	27,69,602	25,66,886
Germany	—	—	—	—	—	5,75,467	5,32,143	6,86,401	8,06,584	5,82,007
Netherlands	—	—	—	—	—	2,15,196	1,10,121	1,67,345	1,45,637	71,559
Belgium	—	—	—	—	—	45,055	44,969	50,974	59,638	92,505
Luxemburg	—	—	—	—	—	..	..	916	6,925	29,686
France	—	—	—	—	—	2,61,507	3,13,213	3,58,420	3,67,776	2,55,244
Switzerland	—	—	—	—	—	6,403	2,728	3,413	4,510	5,920
Italy (*including* Fiume)	—	—	—	—	—	50,206	1,29,375	1,23,890	14,041	13,309
Austria	—	—	—	—	—	15,276	32,213	39,810	11,247	4,026
Hungary	—	—	—	—	—	50,075	69,969	65,136	76,567	36,203
Czechoslovakia	—	—	—	—	—	84,062	69,778	92,279	29,185	49,246
Iraq	—	—	—	—	—	1,791	7,693	4,287	146	241
Iran	—	—	—	—	—	3,751	744	2,458	523	525
Japan	—	—	—	—	—	33,288	2,16,686	2,30,409	1,83,320	2,28,246
China (*exclusive* of Hongkong and Macao)	—	—	—	—	—	10,541	5,180	9,705	3,748	9,095
United States of America—										
Vid Atlantic Coast	—	—	—	—	—	10,96,116	8,38,082	9,77,167	10,80,244	11,63,646
„ Pacific „	—	—	—	—	—	13	1,052	717	669	1,360
Other Foreign Countries	—	—	—	—	—	8,746	4,782	2,010	3,158	815
TOTAL FOREIGN COUNTRIES	—	—	—	—	—	25,06,443	23,76,781	27,65,837	27,43,918	25,48,133

No. 10—*continued*

ARTICLES, AND COUNTRIES OF CONSIGNMENT; ALSO SHARE OF EACH PROVINCE	Quantity					Value				
	1932-33	1933-34	1934-35	1935-36	1936-37	1932-33	1933-34	1934-35	1935-36	1936-37
Leather—*concluded*						R	R	R	R	R
***Total Leather*—continued**										
Share of Bengal	—	—	—	—	—	*12,44,946*	*13,43,892*	*14,46,362*	*15,81,886*	*17,35,023*
„ *Bombay*	—	—	—	—	—	*22,67,521*	*23,66,754*	*24,06,417*	*24,45,889*	*23,74,446*
„ *Sind*	—	—	—	—	—	*1,66,333*	*1,44,847*	*2,07,101*	*2,05,608*	*2,05,147*
„ *Madras*	—	—	—	—	—	*1,23,523*	*1,53,110*	*1,95,371*	*1,53,327*	*1,46,711*
„ *Burma*	—	—	—	—	—	*1,47,433*	*1,30,631*	*1,61,151*	*1,57,695*	*1,45,694*
TOTAL	—	—	—	—	—	40,48,665	46,53,234	54,19,182	55,13,515	51,10,019
Liquors, *including* denatured and perfumed spirits*—										
***Ale, beer and porter*—**										
***Ale and beer (in Bottle) (I. D)*—**	Gals.	Gals.	Gals.	Gals.	Gals.					
United Kingdom (*including* Channel Islands)	1,162,598	1,139,483	1,163,745	1,177,815	1,213,180	29,04,751	28,26,517	29,71,193	29,56,264	30,04,499
Malta and Gozo	5,480	2,086	620	..	91	13,290	3,242	975	..	157
Straits Settlements	111	438	3,786	12,259	14,655	454	1,427	7,960	28,976	32,374
Commonwealth of Australia	9,415	11,053	13,212	20,348	19,512	25,155	30,695	36,988	57,454	52,911
Other British Possessions	127	636	1,584	638	810	440	1,635	2,661	1,219	2,176
TOTAL BRITISH EMPIRE	1,180,741	1,153,696	1,182,947	1,211,060	1,248,248	29,45,090	28,63,516	29,19,777	30,43,913	30,92,117
Denmark	21,290	22,136	30,509	36,560	31,679	52,215	50,924	73,304	83,696	89,245
Germany	505,076	373,338	364,643	446,281	435,624	14,24,922	10,53,068	9,80,618	11,68,607	11,23,891
Netherlands	267,935	301,606	404,131	483,452	537,937	5,67,283	6,32,358	8,48,500	10,41,822	11,37,706
Belgium	2,900	1,042	2,184	11,771	5,701	6,285	1,744	4,142	16,812	12,260
Japan	415,654	525,460	486,753	596,633	616,226	4,41,018	5,04,164	5,19,161	6,09,780	6,87,676
China (*exclusive of* Hong-Kong and Macao)	1,521	9,629	10,691	22,117	20,758	1,580	10,125	12,850	24,316	23,252
United States of America—										
Vid Atlantic Coast	..	123	1,727	965	2,288	..	464	5,414	2,686	5,548
„ Pacific „	..	5	1,048	821	20	..	8	3,655	1,503	50
Other Foreign Countries	7,481	2,652	1,490	2,188	3,772	16,996	5,332	3,012	4,590	7,222
TOTAL FOREIGN COUNTRIES	1,221,855	1,235,991	1,303,181	1,600,788	1,657,005	25,10,299	22,58,197	24,50,656	29,42,812	30,66,850
Share of Bengal	*636,573*	*597,678*	*691,328*	*811,245*	*848,512*	*14,18,368*	*11,85,750*	*13,87,656*	*15,53,813*	*16,21,718*
„ *Bombay*	*337,793*	*356,720*	*314,918*	*906,956*	*997,738*	*16,41,960*	*16,40,901*	*16,46,659*	*18,78,159*	*20,96,966*
„ *Sind*	*245,164*	*280,485*	*285,236*	*276,780*	*292,278*	*6,37,868*	*7,20,980*	*8,23,737*	*8,57,692*	*8,88,303*
„ *Madras*	*309,245*	*283,666*	*338,469*	*421,282*	*405,509*	*6,33,359*	*6,26,175*	*7,47,912*	*7,80,378*	*7,65,092*
„ *Burma*	*373,821*	*371,138*	*306,183*	*395,635*	*361,227*	*10,74,634*	*9,37,907*	*7,64,478*	*9,17,789*	*7,86,888*
TOTAL	2,402,596	2,389,687	2,436,128	2,811,848	2,905,253	54,55,889	51,21,713	53,70,433	59,92,725	61,58,967
***Ale and beer (in Bulk) (I. D)*—**	Gals.	Gals.	Gals.	Gals.	Gals.					
United Kingdom (*including* Channel Islands)	1,159,671	932,868	974,776	924,484	814,584	16,44,755	13,20,784	12,91,199	13,68,510	12,07,562
Other British Possessions	585	8	..	..	..	1,185	24	..	..	..
TOTAL BRITISH EMPIRE	1,160,256	932,371	974,776	924,484	814,584	16,45,940	13,20,808	12,91,199	13 68,510	12,07,562
Denmark	632	770	3,916	550	990	1,466	1,482	11,618	761	3,498
Germany	1,928	2,100	371	3,831	985	5,893	6,126	729	10,296	3,813
Netherlands	13,649	6,150	6,799	8,440	5,973	27,260	13,450	16,593	18,997	14,555
Belgium	11,258	8,149	7,480	8,567	7,371	26,485	27,171	24,865	30,378	24,126
Czecholovakia	502	2,004	..	..	..	1,826	6,498	..	..	..
Other Foreign Countries	290	279	4	198	338	490	1,014	2	577	851
TOTAL FOREIGN COUNTRIES	28,314	19,452	18,570	21,586	15,657	73,420	55,741	53,805	61,009	46,843

*Inclusive of liquors and spirits imported as baggage.

No. 10—*continued*

ARTICLES, AND COUNTRIES OF CONSIGNMENT; ALSO SHARE OF EACH PROVINCE	QUANTITY					VALUE				
	1932-33	1933-34	1934-35	1935-36	1936-37	1932-33	1933-34	1934-35	1935-36	1936-37
						R	R	R	R	R
Liquors, *including* denatured and perfumed spirits*—*continued*										
***Ale, beer and porter*—continued**										
***Ale and beer (in Bulk) (I. D)*—continued**	Gals.	Gals.	Gals.	Gals.	Gals.					
Share of Bengal	*263,331*	*200,945*	*186,004*	*194,719*	*188,753*	*3,87,815*	*2,98,794*	*2,70,908*	*2,91,289*	*2,90,470*
,, *Bombay*	*355,158*	*253,358*	*250,336*	*244,687*	*233,623*	*4,43,677*	*3,10,049*	*3,11,210*	*3,00,667*	*3,01,004*
,, *Sind*	*368,055*	*312,039*	*362,365*	*349,947*	*278,370*	*6,32,292*	*5,35,632*	*6,22,260*	*6,18,323*	*4,91,425*
,, *Madras*	*182,660*	*175,833*	*163,827*	*137,329*	*117,214*	*2,33,174*	*2,21,523*	*2,12,329*	*1,91,009*	*1,56,315*
,, *Burma*	*20,356*	*9,748*	*23,324*	*19,388*	*12,281*	*22,392*	*10,551*	*27,803*	*28,321*	*15,181*
TOTAL	1,188,570	951,823	993,346	946,070	830,241	17,19,860	13,76,549	13,45,004	14,29,519	12,54,405
***Stout and porter (in Bottle) (I. D)*—**	Gals.	Gals.	Gals.	Gals.	Gals.					
United Kingdom (*including* Channel Islands)	104,284	98,962	98,982	96,628	97,283	3,98,609	3,62,091	3,64,714	3,69,541	3,62,744
Other British Possessions	494	1,260	513	247	514	1,217	2,193	982	669	1,090
TOTAL BRITISH EMPIRE	104,773	100,223	99,445	96,875	97,797	3,99,826	3,64,284	3,65,696	3,70,210	3,63,834
TOTAL FOREIGN COUNTRIES	1,781	909	1,497	2,958	2,558	4,231	2,128	2,893	4,665	4,443
Share of Bengal	*24,383*	*21,341*	*24,790*	*21,996*	*23,687*	*85,631*	*74,669*	*84,589*	*74,787*	*82,084*
,, *Bombay*	*34,600*	*30,307*	*31,195*	*33,379*	*33,236*	*1,35,792*	*1,17,053*	*1,24,229*	*1,37,032*	*1,34,440*
,, *Sind*	*13,781*	*14,213*	*13,427*	*13,518*	*12,528*	*53,185*	*57,716*	*56,375*	*57,925*	*53,454*
,, *Madras*	*7,091*	*10,016*	*10,028*	*8,577*	*8,553*	*25,041*	*33,966*	*33,944*	*30,696*	*30,264*
,, *Burma*	*26,704*	*25,255*	*21,502*	*23,013*	*22,351*	*1,04,418*	*83,003*	*69,452*	*74,435*	*68,035*
TOTAL	106,559	101,132	100,942	99,833	1,00,355	4,04,057	3,66,412	3,68,589	3,74,875	3,68,277
***Stout and porter (in Bulk) (I. D)*—**	Gals.	Gals.	Gals.	Gals.	Gals.					
United Kingdom (*including* Channel Islands)	20,012	13,184	12,285	9,624	6,190	25,191	13,919	15,189	11,950	6,381
TOTAL FOREIGN COUNTRIES	13	..	..	..	40	25	..	..	..	153
Share of Bengal	*3,092*	*2,860*	*2,302*	*3,644*	*1,860*	*4,069*	*2,845*	*2,465*	*4,510*	*1,746*
,, *Bombay*	*13,778*	*6,944*	*5,905*	*3,900*	*2,182*	*14,281*	*5,509*	*6,185*	*3,840*	*1,700*
,, *Sind*	*2,440*	*2,860*	*1,900*	*1,820*	*1,193*	*3,900*	*4,870*	*5,769*	*3,300*	*1,318*
,, *Madras*	*808*	*520*	*178*	*260*	*1,036*	*2,966*	*695*	*770*	*400*	*1,752*
,, *Burma*	..	..	..	..	*9*	..	..	..	..	*26*
TOTAL	20,025	13,184	12,285	9,624	6,280	25,216	13,919	15,189	11,950	6,534
***Total of Ale, beer and porter*—**	Gals.	Gals.	Gals.	Gals.	Gals.					
United Kingdom (*including* Channel Islands)	2,446,555	2,188,993	2,249,738	2,208,551	2,131,237	49,73,306	45,23,811	45,42,295	47,06,265	45,81,186
Malta and Gozo	8,886	3,059	1,075	225	542	14,142	4,627	1,752	535	1,035
Straits Settlements	112	438	8,786	12,271	14,686	404	1,428	7,960	29,056	32,535
Commonwealth of Australia	9,466	11,327	13,265	20,857	19,581	26,854	31,482	37,181	57,502	52,933
Other British Possessions	768	787	1,586	689	823	1,781	1,944	2,673	1,225	2,205
TOTAL BRITISH EMPIRE	2,465,787	2,199,614	2,269,453	2,242,043	2,166,819	50,16,047	45,63,792	45,91,861	47,94,583	46,69,894
Denmark	22,002	22,906	34,559	37,191	32,709	53,859	52,416	85,193	84,043	72,896
Germany	507,057	375,638	365,419	450,279	436,609	14,32,591	10,59,744	9,83,409	11,74,385	11,27,704
Netherlands	282,211	308,304	411,035	492,178	544,187	5,96,008	6,47,212	8,65,379	10,61,513	11,53,138
Belgium	14,158	9,101	9,664	20,338	16,078	42,770	28,015	29,007	47,120	36,390

*Inclusive of liquors and spirit imported as baggage.

No. 10—*continued*

ARTICLES, AND COUNTRIES OF CONSIGNMENT; ALSO SHARE OF EACH PROVINCE	Quantity					Value				
	1932-33	1933-34	1934-35	1935-36	1936-37	1932-33	1933-34	1934-35	1935-36	1936-37
						R	R	R	R	R
Liquors, *including* denatured and perfumed spirits*—*continued*										
Total Ale, beer and porter—continued	Gals.	Gals.	Gals.	Gals.	Gals.					
Czechoslovakia	1,618	2,012	80	440	1,076	4,544	6,522	181	1,152	2,442
Japan	415,965	525,621	487,035	599,055	618,479	4,41,363	5,04,332	5,20,429	6,13,073	6,91,188
China (*exclusive* of Hongkong and Macao)	1,521	9,629	10,691	22,117	20,758	1,580	10,125	12,850	24,316	23,352
United States of America—										
Via Atlantic Coast	..	123	1,727	1,165	2,626	..	464	5,414	3,273	6,399
„ Pacific „	..	5	1,048	821	20	..	8	3,655	1,503	50
Other Foreign Countries	6,831	2,783	1,410	1,748	2,723	15,265	6,057	2,637	3,438	4,830
TOTAL FOREIGN COUNTRIES	1,251,968	1,256,212	1,323,248	1,625,332	1,675,260	25,87,075	23,15,801	25,07,354	30,14,486	31,16,289
Share of Bengal	*926,289*	*933,894*	*904,424*	*1,030,904*	*1,062,812*	*18,95,833*	*15,72,958*	*17,45,612*	*19,29,409*	*19,96,018*
„ *Bombay*	*1,341,326*	*1,147,229*	*1,102,338*	*1,188,922*	*1,266,722*	*22,35,718*	*20,73,518*	*20,38,374*	*23,19,698*	*25,34,110*
„ *Sind*	*629,650*	*609,597*	*672,423*	*642,066*	*684,364*	*13,26,637*	*13,19,193*	*14,08,141*	*16,37,040*	*14,34,502*
„ *Madras*	*499,804*	*470,035*	*562,502*	*567,448*	*533,312*	*9,44,449*	*8,52,359*	*9,95,455*	*10,03,377*	*9,53,423*
„ *Burma*	*420,881*	*306,141*	*351,069*	*433,036*	*345,868*	*12,01,944*	*10,31,466*	*8,61,733*	*10,20,645*	*8,70,139*
TOTAL	3,717,750	3,455,826	3,592,701	3,867,375	3,842,079	76,04,022	68,78,593	70,99,215	78,09,069	77,88,183
Cider and other fermented liquors (I. D)—	Gals.	Gals.	Gals.	Gals.	Gals.					
United Kingdom (*including* Channel Islands)	7,472	8,993	12,170	14,505	16,936	37,888	43,678	54,668	61,153	66,727
Other British Possessions	..	2	..	..	..	..	26	..	..	..
TOTAL BRITISH EMPIRE	7,472	8,995	12,170	14,505	16,936	37,888	43,704	54,668	61,153	66,727
TOTAL FOREIGN COUNTRIES	313	50	6	202	31	1,367	228	60	2,581	768
Share of Bengal	*2,024*	*1,927*	*3,321*	*4,261*	*5,428*	*10,554*	*8,857*	*13,722*	*18,197*	*21,271*
„ *Bombay*	*1,991*	*2,009*	*2,740*	*4,190*	*4,687*	*9,051*	*9,279*	*11,761*	*17,183*	*18,098*
„ *Sind*	*2,443*	*2,861*	*3,793*	*3,422*	*3,220*	*12,993*	*15,841*	*16,644*	*16,249*	*14,145*
„ *Madras*	*845*	*1,664*	*2,168*	*2,945*	*2,586*	*3,931*	*6,903*	*9,664*	*8,781*	*11,031*
„ *Burma*	*483*	*593*	*754*	*889*	*1,046*	*2,781*	*3,052*	*3,937*	*4,324*	*4,952*
TOTAL	7,786	9,045	12,176	14,807	16,967	39,255	43,932	54,729	65,734	69,495
Spirit—										
Brandy (I. D)—	Gals.	Gals.	Gals.	Gals.	Gals.					
United Kingdom (*including* Channel Islands)	2,498	2,401	2,865	2,238	2,773	69,868	88,472	95,801	88,757	98,594
Ceylon (*excluding* Maldives)	62	127	536	25	13	719	1,488	5,289	427	249
Other British Possessions	219	521	318	135	280	3,107	5,428	3,287	1,599	3,224
TOTAL BRITISH EMPIRE	2,779	3,049	3,719	2,398	3,066	73,194	95,388	1,04,377	90,783	1,01,867
Germany	2,459	2,741	2,442	2,829	2,895	26,241	23,292	20,562	24,864	21,063
France	107,434	112,367	116,082	123,510	108,585	15,66,019	16,71,702	17,37,688	18,74,739	16,93,347
Other Foreign Countries	249	424	1,160	603	686	2,999	7,585	8,558	5,228	5,944
TOTAL FOREIGN COUNTRIES	111,142	115,532	119,684	126,942	111,666	15,95,259	17,02,579	18,16,808	19,04,831	17,20,354
Share of Bengal	*16,504*	*19,180*	*21,285*	*21,312*	*21,454*	*3,03,355*	*3,52,809*	*3,95,232*	*4,09,149*	*4,13,316*
„ *Bombay*	*40,765*	*45,218*	*44,463*	*43,503*	*40,897*	*5,55,370*	*6,45,545*	*6,72,626*	*6,60,849*	*6,34,655*
„ *Sind*	*20,546*	*21,212*	*20,515*	*22,752*	*20,385*	*3,36,863*	*3,64,383*	*3,37,907*	*3,98,516*	*3,46,555*
„ *Madras*	*20,025*	*20,366*	*22,590*	*27,573*	*18,894*	*2,37,807*	*2,47,986*	*2,81,383*	*3,06,120*	*2,27,666*
„ *Burma*	*16,081*	*12,607*	*14,550*	*14,200*	*12,802*	*2,34,758*	*1,87,254*	*2,34,132*	*2,20,989*	*2,01,089*
TOTAL	113,921	118,581	123,403	129,340	114,732	16,68,458	17,97,917	19,21,180	19,95,614	18,22,221
Gin (I. D)—	Gals.	Gals.	Gals.	Gals.	Gals.					
United Kingdom (*including* Channel Islands)	82,195	86,122	88,655	85,117	84,086	7,06,175	7,54,598	7,74,162	7,43,486	7,46,501
Other British Possessions	62	27	13	23	277	776	615	314	345	2,508
TOTAL BRITISH EMPIRE	82,257	86,149	88,668	85,140	84,363	7,06,951	7,55,213	7,74,476	7,43,781	7,49,009

* Inclusive of liquors and spirits imported as baggage.

No. 10—*continued*

ARTICLES, AND COUNTRIES OF CONSIGNMENT; ALSO SHARE OF EACH PROVINCE	QUANTITY					VALUE				
	1932-33	1933-34	1934-35	1935-36	1936-37	1932-33	1933-34	1934-35	1935-36	1936-37
						R	R	R	R	R
Liquors, *including* denatured and perfumed spirits*—*continued*										
Spirits—continued										
Gin (I. D)—*continued.*	Gals.	Gals.	Gals.	Gals.	Gals.					
Netherlands	3,543	4,149	3,795	4,495	3,853	32,328	38,729	31,136	41,373	37,261
Other Foreign Countries	278	332	198	859	331	2,472	3,432	1,643	6,694	3,512
TOTAL FOREIGN COUNTRIES	3,821	4,481	3,993	5,354	4,184	34,795	42,161	32,779	48,067	40,773
Share of Bengal	*28,081*	*28,917*	*29,984*	*28,622*	*30,355*	*2,27,503*	*2,33,824*	*2,46,523*	*2,35,967*	*2,64,892*
„ *Bombay*	*25,446*	*24,373*	*24,997*	*24,037*	*26,790*	*2,26,091*	*2,17,372*	*2,94,195*	*2,13,136*	*2,42,536*
„ *Sind*	*17,035*	*19,503*	*21,015*	*19,051*	*16,935*	*1,55,541*	*1,91,203*	*1,94,909*	*1,79,838*	*1,54,767*
„ *Madras*	*8,437*	*11,475*	*11,769*	*12,700*	*7,660*	*73,023*	*99,299*	*1,03,335*	*1,11,139*	*70,444*
„ *Burma*	*7,029*	*6,362*	*6,896*	*6,034*	*6,817*	*59,588*	*55,676*	*58,988*	*51,768*	*56,843*
TOTAL	86,078	90,630	92,661	90,494	88,547	7,41,746	7,97,374	8,07,255	7,91,848	7,80,782
Liqueurs (I. D)—	Gals.	Gals.	Gals.	Gals.	Gals.					
United Kingdom (*including* Channel Islands)	2,376	2,876	4,457	4,678	4,427	63,487	74,748	1,18,201	1,12,011	1,10,325
British West India Islands (*excluding* Bahamas)	..	12	269	210	173	..	315	5,842	5,219	3,856
Other British Possessions	20	11	18	34	159	324	191	281	451	1,486
TOTAL BRITISH EMPIRE	2,396	2,899	4,738	4,917	4,759	63,811	75,249	1,24,324	1,17,681	1,15,667
Denmark	341	351	522	465	529	7,330	7,266	10,444	10,015	10,571
Germany	236	427	381	431	373	5,785	8,782	8,693	9,244	7,604
Netherlands	134	319	246	458	410	1,618	5,276	4,817	8,261	7,121
France	3,852	4,769	4,348	5,898	6,638	66,563	85,577	87,025	1,04,784	1,10,391
United States of America—										
Via Atlantic Coast	637	568	497	822	726	23,753	19,043	15,584	25,414	21,423
Other Foreign Countries	172	178	228	230	549	3,169	3,319	4,549	4,672	6,816
TOTAL FOREIGN COUNTRIES	5,352	6,612	6,222	7,804	9,225	1,08,168	1,29,213	1,31,112	1,62,390	1,63,926
Share of Bengal	*4,090*	*4,462*	*5,586*	*7,063*	*7,562*	*1,07,505*	*1,12,150*	*1,55,399*	*1,66,378*	*1,66,861*
„ *Bombay*	*1,127*	*2,054*	*1,910*	*2,115*	*2,916*	*19,158*	*36,792*	*36,803*	*42,396*	*50,499*
„ *Sind*	*1,515*	*1,939*	*1,168*	*2,056*	*1,816*	*26,312*	*34,976*	*22,997*	*42,447*	*33,598*
„ *Madras*	*299*	*499*	*1,488*	*731*	*556*	*6,412*	*10,153*	*24,956*	*14,097*	*10,952*
„ *Burma*	*717*	*657*	*803*	*757*	*1,135*	*13,592*	*10,391*	*15,971*	*14,753*	*18,383*
TOTAL	7,748	9,511	10,960	12,721	13,984	1,71,979	2,04,462	2,55,133	2,80,071	2,79,598
Rum (I. D)—	Gals.	Gals.	Gals.	Gals.	Gals.					
United Kingdom (*including* Channel Islands)	1,718	1,576	1,488	2,110	2,043	14,053	15,041	13,050	19,587	19,756
Other British Possessions	15	1	50	1	115	284	40	252	9	896
TOTAL BRITISH EMPIRE	1,733	1,577	1,538	2,111	2,158	14,337	15,081	13,302	19,546	20,652
Java†	146	..	..	..	..	236	4	..	2	..
Other Foreign Countries	234	146	703	166	151	1,920	1,383	2,575	1,483	1,538
TOTAL FOREIGN COUNTRIES	380	146	703	166	151	2,156	1,387	2,575	1,485	1,538
Share of Bengal	*718*	*171*	*603*	*173*	*262*	*4,286*	*1,456*	*1,949*	*1,650*	*2,646*
„ *Bombay*	*893*	*978*	*877*	*1,291*	*1,040*	*7,430*	*9,062*	*7,686*	*10,697*	*9,127*
„ *Sind*	*288*	*490*	*323*	*556*	*767*	*3,214*	*4,905*	*3,354*	*6,481*	*5,438*
„ *Madras*	*212*	*52*	*281*	*186*	*151*	*1,544*	*633*	*1,518*	*1,033*	*1,236*
„ *Burma*	*2*	*32*	*152*	*72*	*99*	*19*	*412*	*1,790*	*1,170*	*743*
TOTAL	2,113	1,728	2,236	2,277	2,309	16,493	16,468	15,877	21,081	22,190

* Inclusive of liquors and spirits imported as baggage.

† "Java rum" not denatured before clearance; almost all this rum is ultimately denatured before release from bond. The total quantity of rum cleared from bond after denaturation amounted to 4,243 gallons, 14,176 gallons and 7,711 gallons respectively in the years 1932-33, 1933-34 and 1934-35 and nil in 1935-36 and 1936-37.

No. 10—*continued*

ARTICLES, AND COUNTRIES OF CONSIGNMENT; ALSO SHARE OF EACH PROVINCE	QUANTITY					VALUE				
	1932-33	1933-34	1934-35	1935-36	1936-37	1932-33	1933-34	1934-35	1935-36	1936-37
						R	R	R	R	R
Liquors, *including* denatured and perfumed spirits*—*continued*										
Spirits—continued										
Whisky (I. D)—	Gals.	Gals.	Gals.	Gals.	Gals.					
United Kingdom (*including* Channel Islands)	330,732	334,519	334,574	352,479	333,183	54,62,947	56,11,755	55,70,237	59,18,923	56,64,038
Other British Possessions	133	138	88	189	240	2,376	3,056	1,930	2,981	4,362
TOTAL BRITISH EMPIRE	330,865	334,657	334,662	352,668	333,423	54,65,323	56,14,811	55,72,167	59,16,909	56,68,400
Germany	234	535	416	169	186	2,098	5,598	3,575	1,426	1,338
Other Foreign Countries	267	482	810	751	435	3,912	5,337	3,917	6,041	3,342
TOTAL FOREIGN COUNTRIES	551	1,017	1,226	920	621	6,010	10,935	7,492	7,467	4,680
Share of Bengal	*112,703*	*114,815*	*120,973*	*126,859*	*122,273*	*17,76,992*	*19,55,858*	*19,25,067*	*20,56,134*	*20,35,308*
„ *Bombay*	*79,373*	*73,394*	*74,935*	*82,000*	*82,883*	*13,94,057*	*12,16,989*	*12,52,773*	*13,81,662*	*13,64,313*
„ *Sind*	*71,931*	*77,109*	*72,312*	*77,764*	*68,412*	*13,91,570*	*14,37,398*	*13,20,476*	*14,28,569*	*12,58,376*
„ *Madras*	*23,629*	*24,517*	*30,103*	*29,339*	*28,366*	*4,41,772*	*5,29,230*	*4,75,735*	*4,53,831*	*4,48,323*
„ *Burma*	*33,730*	*35,839*	*37,565*	*37,385*	*32,110*	*6,24,542*	*5,86,358*	*6,05,658*	*6,24,009*	*5,66,761*
TOTAL	331,416	335,674	335,888	353,568	334,044	54,71,032	56,25,748	55,79,659	59,24,376	56,73,080
Spirits present in drugs, medicines or chemicals (III C)—	Gals.	Gals.	Gals.	Gals.	Gals.					
United Kingdom (*including* Channel Islands)	39,494	49,133	50,695	53,345	53,405	13,08,432	15,42,849	16,01,145	16,47,858	16,47,684
Hongkong	257	269	256	119	195	14,961	14,933	8,542	4,109	5,116
Commonwealth of Australia	17	62	1,388	82	82	1,186	3,962	41,459	7,866	5,914
Other British Possessions	124	55	75	90	184	3,428	1,125	1,821	2,620	3,359
TOTAL BRITISH EMPIRE	39,892	49,519	52,404	53,636	53,866	13,27,907	15,62,874	16,52,967	16,61,948	16,62,073
Germany	4,815	4,938	5,326	5,862	5,008	1,09,800	1,16,727	1,33,678	1,60,597	1,48,187
Netherlands	236	378	293	214	184	4,125	8,828	5,223	3,212	3,107
Belgium	417	850	348	508	189	11,097	22,540	8,684	13,293	4,276
Luxemburg	..	..	..	..	..	..	..	..	..	19,099
France	9,092	8,798	12,139	13,969	18,476	2,88,718	2,67,539	3,53,522	3,99,301	4,96,147
Switzerland	823	832	5,313	5,581	5,920	23,531	35,306	2,09,769	1,00,597	1,02,365
Italy (*including* Fiume)	1,314	1,871	1,078	845	649	24,635	22,325	24,662	15,319	11,723
China (*exclusive* of Hongkong and Macao)	17	58	302	343	222	888	2,805	10,086	10,058	15,312
United States of America—Fid Atlantic Coast	45,197	41,551	40,537	47,119	44,254	14,70,664	12,97,882	12,12,686	14,05,700	12,78,424
„ Pacific „	440	1,422	1,311	2,061	1,999	13,822	39,860	35,498	54,512	52,491
Other Foreign Countries	236	293	211	431	177	5,551	5,644	4,351	9,709	2,813
TOTAL FOREIGN COUNTRIES	62,587	60,991	66,658	77,018	77,078	19,52,827	18,19,456	19,98,110	21,72,298	21,33,894
Share of Bengal	*33,677*	*33,160*	*39,306*	*40,929*	*40,044*	*11,41,240*	*11,04,740*	*12,99,349*	*13,06,805*	*12,21,647*
„ *Bombay*	*43,130*	*49,730*	*51,491*	*60,250*	*61,043*	*13,42,136*	*14,33,458*	*15,61,655*	*16,67,495*	*17,10,531*
„ *Sind*	*4,035*	*4,833*	*6,075*	*5,276*	*5,321*	*1,14,611*	*1,49,168*	*1,64,609*	*1,63,900*	*1,69,767*
„ *Madras*	*12,447*	*12,085*	*11,334*	*12,783*	*11,417*	*4,05,530*	*3,80,391*	*3,56,678*	*3,58,386*	*3,45,864*
„ *Burma*	*9,140*	*10,922*	*10,556*	*11,436*	*12,619*	*3,77,223*	*3,21,643*	*2,98,786*	*3,14,030*	*3,48,258*
TOTAL	102,479	110,510	119,262	130,654	130,944	32,80,734	33,82,330	36,51,077	38,34,246	37,95,967
Spirit, perfumed (III. U)—	Gals.	Gals.	Gals.	Gals.	Gals.					
United Kingdom (*including* Channel Islands)	2,573	2,966	3,326	3,752	3,770	2,53,161	3,36,123	3,91,803	4,46,749	4,20,689
Other British Possessions	29	12	13	8	19	2,207	719	1,19[illegible]6	674	1,186
TOTAL BRITISH EMPIRE	2,602	2,978	3,339	3,760	3,789	2,55,468	3,36,842	3,96,052	4,49,423	4,21,875

* Inclusive of liquors and spirits imported as baggage.

No. 10—*continued*

ARTICLES AND COUNTRIES OF CONSIGNMENT; ALSO SHARE OF EACH PROVINCE	QUANTITY					VALUE				
	1932-33	1933-34	1934-35	1935-36	1936-37	1932-33	1933-34	1934-35	1935-36	1936-37
Liquors, *including* denatured and perfumed spirits*—*continued*						R	R	R	R	R
Spirits—continued										
Spirit, perfumed (III. U)—*continued*	Gals.	Gals.	Gals.	Gals.	Gals.					
Germany	1,410	2,252	2,940	2,117	1,922	83,249	1,48,935	1,76,891	1,34,485	1,20,647
Belgium	1	382	57	107	3	963	16,592	7,042	3,546	192
France	912	1,211	1,026	903	996	1,43,212	1,78,744	1,78,794	1,39,812	1,45,303
Other Foreign Countries	43	74	83	79	66	5,122	5,790	6,135	6,023	4,713
TOTAL FOREIGN COUNTRIES	2,366	3,919	4,106	3,206	2,987	2,32,646	3,50,061	3,63,362	2,83,866	2,70,855
Share of Bengal	*1,388*	*1,583*	*1,905*	*1,862*	*1,751*	*1,35,347*	*1,62,334*	*2,04,065*	*2,07,621*	*2,00,388*
,, *Bombay*	*2,333*	*3,149*	*3,424*	*3,045*	*2,982*	*1,89,646*	*2,85,584*	*3,11,453*	*2,76,253*	*2,48,219*
,, *Sind*	*252*	*338*	*307*	*716*	*577*	*29,470*	*35,483*	*93,549*	*99,372*	*78,233*
,, *Madras*	*369*	*422*	*413*	*464*	*716*	*27,717*	*35,867*	*28,517*	*42,953*	*62,653*
,, *Burma*	*696*	*905*	*896*	*879*	*750*	*95,934*	*1,11,635*	*1,11,830*	*1,07,092*	*1,03,244*
TOTAL	4,968	6,897	7,445	6,966	6,776	4,88,114	6,86,903	7,59,414	7,33,289	6,92,780
Denatured—										
Imported direct (III. E)—	Gals.	Gals.	Gals.	Gals.	Gals.					
TOTAL BRITISH EMPIRE	..	1	..	8	20	..	9	6	49	37
TOTAL FOREIGN COUNTRIES	..	3,821	..	..	1,400	..	3,356	..	..	1,301
Share of Bengal	..	*3,775*	..	*3*	*20*	..	*2,328*	..	*35*	*37*
,, *Bombay*	..	..	..	..	..	..	*4*	..	..	..
,, *Sind*	..	*46*	..	*5*	*1,400*	..	*628*	..	*14*	*1,301*
,, *Madras*	..	1	..	..	..	..	*1*	..	..	..
,, *Burma*	..	..	*1*	..	..	..	..	*6*	..	..
TOTAL	..	3,822	1	8	1,420	..	3,365	6	49	1,338
Denatured at Custom House immediately on arrival before clearance (III. E)—	Gals.	Gals.	Gals.	Gals.	Gals.					
TOTAL BRITISH EMPIRE	121	..	396	74	308	336	..	1,307	152	1,078
Java	856,667	513,307	410,743	295,852	330,052	8,00,886	6,93,469	5,49,650	3,23,787	2,65,173
United States of America—										
Vid Atlantic Coast	..	455	2,289	455	2,109	..	1,417	7,261	1,443	5,719
Other Foreign Countries	..	..	..	16	3,477	..	..	..	30	2,391
TOTAL FOREIGN COUNTRIES	856,667	513,762	413,032	296,323	335,638	8,00,886	6,94,886	5,56,911	3,25,260	2,73,283
Share of Bengal	*349,626*	*89,803*	*63,221*	*29,600*	*18,506*	*2,38,968*	*73,216*	*52,593*	*20,612*	*20,041*
,, *Bombay*	*316,537*	*325,947*	*271,610*	*154,866*	*195,819*	*3,30,012*	*5,23,202*	*4,35,037*	*1,99,448*	*1,54,782*
,, *Sind*	*29,869*	*24,728*	*18,630*	*14,012*	*8,765*	*27,074*	*34,909*	*27,320*	*21,339*	*14,358*
,, *Madras*	*75,767*	*22,410*	*7,721*	*2,822*	*2,100*	*74,992*	*19,288*	*7,694*	*3,649*	*1,286*
,, *Burma*	*85,499*	*51,874*	*52,346*	*95,077*	*110,316*	*80,186*	*44,271*	*45,075*	*31,365*	*33,854*
TOTAL	856,788	513,762	413,428	296,397	336,006	8,01,222	6,94,886	5,58,218	3,25,413	2,74,361
Total of Spirit, denatured—	Gals.	Gals.	Gals.	Gals.	Gals.					
TOTAL BRITISH EMPIRE	121	1	397	82	328	336	9	1,313	202	1,115
Java	856,667	517,082	410,743	295,852	331,452	8,00,886	6,96,297	5,49,650	3,23,787	2,66,474
United States of America— *Vid* Atlantic Coast	..	455	2,289	455	2,109	..	1,417	7,261	1,443	5,719
Other Foreign Countries	..	46	..	16	3,477	..	528	..	30	2,391
TOTAL FOREIGN COUNTRIES	856,667	517,583	413,032	296,323	337,098	8,00,886	6,98,242	5,56,911	3,25,260	2,74,584

* Inclusive of liquors and spirits imported as baggage.

No. 10—*continued*

ARTICLES, AND COUNTRIES OF CONSIGNMENT; ALSO SHARE OF EACH PROVINCE.	QUANTITY					VALUE				
	1932-33	1933-34	1934-35	1935-36	1936-37	1932-33	1933-34	1934-35	1935-36	1936-37
Liquors, *including* denatured and perfumed spirits*—*continued*						R	R	R	R	R
Spirit—continued										
Total Spirit denatured—continued	Gals.	Gals.	Gals.	Gals.	Gals.					
Share of Bengal	*349,636*	*93,573*	*63,221*	*29,603*	*18,526*	*2,88,960*	*76,044*	*52,592*	*20,647*	*20,078*
„ *Bombay*	*316,537*	*325,247*	*271,610*	*154,386*	*195,819*	*3,30,012*	*5,23,206*	*4,26,037*	*1,99,448*	*1,54,782*
„ *Sind*	*29,369*	*24,774*	*13,630*	*14,037*	*10,165*	*27,072*	*35,437*	*27,820*	*21,353*	*15,659*
„ *Madras*	*75,757*	*22,411*	*7,731*	*2,822*	*2,100*	*74,992*	*19,293*	*7,694*	*2,649*	*1,286*
„ *Burma*	*85,499*	*51,574*	*52,247*	*95,077*	*110,816*	*80,186*	*41,271*	*45,081*	*81,365*	*83,894*
TOTAL	856,788	517,584	413,429	295,405	337,426	8,01,222	6,98,251	5,58,224	3,25,462	2,75,699
Other sorts (I. D)—	Gals.	Gals.	Gals.	Gals.	Gals.					
United Kingdom (*including* Channel Islands)	13,794	13,024	16,830	18,236	15,931	5,66,114	5,20,140	6,50,047	6,89,579	6,00,087
British West India Islands (*excluding* Bahamas)	..	83	81	195	282	..	2,812	3,068	6,901	9,918
Other British Possessions	700	496	1,116	500	575	4,452	3,250	7,047	4,863	5,473
TOTAL BRITISH EMPIRE	14,494	13,603	18,027	18,931	16,788	5,70,566	5,26,202	6,60,162	7,01,343	6,15,478
Germany	766	1,146	1,850	1,950	1,489	15,714	32,713	49,377	44,890	34,818
Netherlands	812	745	673	978	834	27,963	24,582	26,158	42,188	40,061
France	270	286	364	300	471	7,226	11,587	11,556	9,701	13,168
Italy (*including* Fiume)	40	110	67	49	47	2,285	5,403	3,791	3,021	1,854
China (*exclusive* of Hongkong and Macao)	1,035	793	925	878	630	7,385	5,951	5,372	4,976	3,871
United States of America—										
Vid Atlantic Coast	1,195	1,108	1,777	1,948	2,558	47,949	33,047	60,213	73,887	88,398
„ Pacific „	49	12	2	21	11	2,516	466	117	845	527
Other Foreign Countries	139	4,361	293	3,002	216	1,179	5,230	5,897	6,857	3,807
TOTAL FOREIGN COUNTRIES	4,306	8,561	5,951	9,126	6,256	1,12,217	1,18,979	1,62,481	1,86,360	1,86,004
Share of Bengal	*2,417*	*2,221*	*2,201*	*2,536*	*2,608*	*1,09,918*	*94,684*	*91,213*	*1,07,886*	*1,06,205*
„ *Bombay*	*7,301*	*6,633*	*8,775*	*9,138*	*8,015*	*2,70,626*	*2,48,388*	*3,30,526*	*3,45,052*	*3,00,409*
„ *Sind*	*3,493*	*4,004*	*5,458*	*6,826*	*6,521*	*1,37,410*	*1,43,714*	*1,73,773*	*2,20,946*	*2,18,368*
„ *Madras*	*1,731*	*1,849*	*2,782*	*5,063*	*2,314*	*71,947*	*65,817*	*91,871*	*97,817*	*81,460*
„ *Burma*	*2,358*	*7,456*	*4,762*	*4,444*	*3,686*	*92,882*	*93,678*	*1,35,260*	*1,16,902*	*95,040*
TOTAL	18,800	22,164	23,978	28,057	23,044	6,82,783	6,45,181	8,22,643	8,87,703	8,01,482
Total of Spirit—	Gals.	Gals.	Gals.	Gals.	Gals.					
United Kingdom (*including* Channel Islands)	475,501	492,618	503,002	522,032	499,676	84,44,073	89,43,780	92,17,814	96,64,052	93,07,525
Ceylon (*excluding* Maldives)	136	176	1,158	104	301	3,339	2,904	7,931	2,904	1,638
Straits Settlements	116	107	54	80	229	3,463	2,561	1,866	1,690	5,246
Hongkong	948	743	874	580	606	18,972	17,965	13,285	7,375	8,767
British West India Islands (*excluding* Bahamas)	..	95	393	462	561	..	3,127	9,135	14,042	14,532
Commonwealth of Australia	154	528	1,706	152	329	3,093	8,859	45,310	3,410	3,814
Other British Possessions	284	165	305	233	638	5,058	2,478	3,799	3,143	9,514
TOTAL BRITISH EMPIRE	477,139	494,432	507,487	523,643	502,540	84,77,888	89,81,619	92,99,140	97,01,616	93,56,136
Sweden	74	14	48	99	25	3,328	207	3,625	5,259	1,701
Denmark	424	517	600	569	625	8,784	10,620	12,005	12,182	12,097
Germany	11,268	12,445	13,687	13,637	11,561	2,45,795	3,39,875	3,94,719	3,77,957	3,35,885
Netherlands	4,877	5,879	7,110	7,153	9,558	67,010	80,614	75,358	1,00,878	95,109
Belgium	504	1,348	451	816	289	13,100	40,629	16,919	18,668	5,086
Luxemburg	..	..	..	..	..	..	..	..	..	19,099
France	121,861	127,559	134,097	144,142	135,500	20,75,925	22,16,747	24,15,529	25,29,198	24,61,414
Switzerland	818	882	5,313	5,581	5,920	23,575	35,306	2,09,769	1,00,760	1,02,366

* Inclusive of liquors and spirits imported as baggage.

No. 10—*continued*

ARTICLES, AND COUNTRIES OF CONSIGNMENT; ALSO SHARE OF EACH PROVINCE	QUANTITY					VALUE				
	1932-33	1933-34	1934-35	1935-36	1936-37	1932-33	1933-34	1934-35	1935-36	1936-37
Liquors, *including* denatured and perfumed spirits*—*continued*						R	R	R	R	R
Spirit—concluded										
Total Spirit—continued	Gals.	Gals.	Gals.	Gals.	Gals.					
Italy (*including* Fiume)	1,481	2,108	1,269	968	850	28,019	30,587	30,490	19,923	16,521
Java	856,861	521,323	410,745	298,690	331,460	8,01,960	7,00,393	5,49,687	3,26,630	2,66,600
China (*exclusive* of Hong-kong and Macão)	1,056	878	1,227	1,246	1,086	8,482	9,884	15,504	15,236	20,331
United States of America—										
Vid Atlantic Coast	47,056	43,707	45,123	51,062	49,800	15,46,825	13,54,813	12,98,945	15,14,722	13,97,126
„ Pacific „	489	1,435	1,313	2,082	2,010	16,364	40,490	35,638	55,363	53,076
Other Foreign Countries	445	802	792	814	682	6,404	12,848	13,456	15,298	10,148
TOTAL FOREIGN COUNTRIES	1,047,172	718,842	621,775	526,859	549,266	48,45,569	48,73,013	50,71,625	50,92,024	47,96,608
Share of Bengal	*549,204*	*298,088*	*285,064*	*"259,000*	*244,835*	*40,98,606*	*39,99,793*	*43,71,394*	*45,10,928*	*44,31,241*
„ *Bombay*	*516,805*	*530,774*	*480,482*	*380,326*	*422,384*	*42,44,529*	*46,16,336*	*47,72,564*	*47,77,117*	*47,15,364*
„ *Sind*	*148,644*	*154,502*	*146,303*	*149,032*	*131,689*	*21,61,063*	*24,39,661*	*23,89,074*	*25,62,412*	*22,52,760*
„ *Madras*	*147,906*	*103,656*	*88,981*	*91,711*	*72,164*	*13,40,744*	*13,88,529*	*13,81,747*	*14,12,014*	*12,49,184*
„ *Burma*	*161,752*	*126,254*	*128,432*	*170,534*	*180,734*	*14,78,524*	*14,10,313*	*15,05,996*	*15,31,169*	*14,74,195*
TOTAL	1,624,311	1,213,274	1,129,262	1,050,502	1,051,806	1,38,23,457	1,38,54,632	1,43,70,765	1,47,98,640	1,41,52,744
***Wines*—**										
Champagne and other sparkling wines (I. D)—	Gals.	Gals.	Gals.	Gals.	Gals.					
United Kingdom (*including* Channel Islands)	1,245	944	1,355	969	1,068	37,730	26,720	33,239	24,182	24,896
Other British Possessions	54	96	188	25	8	868	1,474	2,149	895	284
TOTAL BRITISH EMPIRE	1,299	1,040	1,543	994	1,076	38,598	28,194	35,388	25,077	25,180
Germany	778	1,146	704	709	805	16,542	20,980	14,499	12,141	13,532
Netherlands	444	632	914	1,001	596	7,181	9,192	15,886	18,576	11,405
Belgium	1,808	2,544	1,588	699	140	54,587	75,946	47,539	18,860	3,797
France	5,381	10,232	13,271	13,932	14,788	1,66,539	3,21,117	4,00,384	4,14,097	4,35,667
Other Foreign Countries	114	146	155	213	107	1,607	1,783	2,199	2,855	1,706
TOTAL FOREIGN COUNTRIES	8,525	14,700	16,632	16,554	16,436	2,46,406	4,29,018	4,80,507	4,66,529	4,66,107
Share of Bengal	*3,227*	*5,160*	*6,301*	*6,407*	*6,337*	*89,327*	*1,43,814*	*1,67,294*	*1,68,334*	*1,75,140*
„ *Bombay*	*3,316*	*4,130*	*4,942*	*4,496*	*4,373*	*99,859*	*1,17,133*	*1,42,184*	*1,21,068*	*1,15,605*
„ *Sind*	*1,370*	*4,091*	*3,903*	*3,854*	*4,286*	*42,057*	*1,27,519*	*1,24,733*	*1,26,811*	*1,35,148*
„ *Madras*	*807*	*1,417*	*1,559*	*1,316*	*1,085*	*22,918*	*40,324*	*37,398*	*34,341*	*29,814*
„ *Burma*	*1,106*	*942*	*1,470*	*1,475*	*1,381*	*30,849*	*28,422*	*44,286*	*41,052*	*35,586*
TOTAL	9,824	15,740	18,175	17,548	17,512	2,85,004	4,57,212	5,15,895	4,91,606	4,91,287
Port (I. D)—	Gals.	Gals.	Gals.	Gals.	Gals.					
United Kingdom (*including* Channel Islands)	12,120	12,544	12,686	12,312	10,690	1,48,944	1,51,927	1,56,574	1,51,446	1,36,801
Other British Possessions	314	234	141	139	104	3,452	2,025	2,303	2,068	1,564
TOTAL BRITISH EMPIRE	12,434	12,778	12,827	12,451	10,794	1,52,396	1,53,952	1,58,877	1,53,514	1,38,365
Netherlands	230	456	759	1,321	1,252	1,925	4,139	4,809	8,394	7,223
Portugal (*including* Azores and Madeira)	5,987	6,338	6,317	6,614	5,318	60,108	65,060	67,246	55,488	47,813
Other Foreign Countries	868	944	385	1,129	387	5,907	9,320	3,734	9,110	3,855
TOTAL FOREIGN COUNTRIES	7,085	7,738	7,961	9,064	6,957	67,940	78,519	75,789	72,992	58,890

* Inclusive of liquors and spirits imported as baggages.

No. 10—*continued*

ARTICLES, AND COUNTRIES OF CONSIGNMENT; ALSO SHARE OF EACH PROVINCE	QUANTITY					VALUE				
	1932-33	1933-34	1934-35	1935-36	1936-37	1932-33	1933-34	1934-35	1935-36	1936-37
						R	R	R	R	R
Liquors, including denatured and perfumed spirits*—continued										
Wines—continued										
Port (I. D)—continued	Gals.	Gals.	Gals.	Gals.	Gals.					
Share of Bengal	*6,184*	*6,273*	*6,363*	*6,154*	*5,636*	*72,162*	*74,387*	*74,493*	*70,979*	*66,721*
„ *Bombay*	*5,481*	*5,855*	*5,386*	*5,918*	*4,616*	*62,172*	*62,261*	*60,199*	*59,780*	*51,585*
„ *Sind*	*3,939*	*4,504*	*4,288*	*4,142*	*3,563*	*47,635*	*59,836*	*52,617*	*48,907*	*42,009*
„ *Madras*	*2,731*	*3,944*	*3,321*	*4,232*	*2,520*	*23,406*	*24,581*	*30,478*	*32,936*	*19,697*
„ *Burma*	*1,184*	*940*	*1,370*	*1,069*	*1,267*	*14,961*	*11,406*	*16,879*	*13,904*	*16,263*
TOTAL	19,519	20,516	20,788	21,515	17,751	2,20,336	2,32,471	2,34,666	2,26,506	1,97,355
Still red wines, *other than* port (I. D)—	Gals.	Gals.	Gals.	Gals.	Gals.					
United Kingdom (*including* Channel Islands)	9,606	8,731	8,592	8,265	8,362	83,363	71,369	75,086	74,637	73,298
Other British Possessions	1,144	1,112	1,286	922	858	6,280	5,898	5,159	4,435	4,611
TOTAL BRITISH EMPIRE	10,750	9,843	9,878	9,187	9,220	88,643	77,267	80,245	79,072	77,909
Germany	2,374	2,898	2,405	2,453	2,013	14,211	16,968	13,584	19,859	18,012
Netherlands	425	1,394	1,694	2,627	1,910	4,872	14,730	13,249	20,158	12,118
Belgium	281	856	580	66	61	3,038	8,112	5,658	758	845
France	4,866	5,294	4,404	5,427	4,575	43,402	46,050	41,216	46,578	40,944
Spain	7,967	8,909	7,688	6,722	5,004	19,257	20,555	19,701	16,836	13,616
Portugal (*including* Azores and Madeira)	1,056	1,267	1,030	906	972	2,434	5,686	5,492	5,369	4,884
Italy (*including* Fiume)	2,208	1,182	1,119	1,414	814	15,401	8,818	8,300	12,859	8,254
Other Foreign Countries	401	161	185	199	127	2,494	961	1,204	1,982	1,426
TOTAL FOREIGN COUNTRIES	19,578	21,961	19,105	19,814	15,476	1,05,109	1,21,880	1,08,404	1,24,398	1,00,139
Share of Bengal	*5,405*	*6,136*	*5,800*	*7,010*	*4,166*	*38,630*	*41,918*	*42,482*	*57,185*	*40,565*
„ *Bombay*	*13,008*	*12,437*	*10,362*	*10,548*	*11,355*	*75,179*	*73,939*	*68,375*	*71,573*	*77,165*
„ *Sind*	*1,312*	*1,898*	*1,537*	*1,530*	*1,347*	*13,547*	*18,104*	*16,614*	*14,018*	*13,430*
„ *Madras*	*5,867*	*6,646*	*6,117*	*4,550*	*3,237*	*31,788*	*35,432*	*33,590*	*23,331*	*13,701*
„ *Burma*	*4,736*	*4,637*	*5,167*	*5,363*	*4,591*	*34,608*	*29,754*	*34,688*	*37,363*	*33,187*
TOTAL	30,328	31,804	28,983	29,001	24,696	1,93,752	1,99,147	1,88,649	2,03,470	1,78,048
Sherry, Madeira and Marsala (I. D)—	Gals.	Gals.	Gals.	Gals.	Gals.					
United Kingdom (*including* Channel Islands)	15,917	21,634	20,345	23,287	26,040	2,43,263	3,36,958	3,05,786	3,55,093	3,99,865
Gibraltar	1,096	1,504	2,156	2,063	1,821	14,512	18,204	28,016	25,146	22,532
Other British Possessions	327	6	61	14	31	2,010	114	1,056	172	326
TOTAL BRITISH EMPIRE	17,340	23,144	22,562	25,364	27,892	2,59,785	3,55,276	3,34,858	3,80,411	4,22,723
France	151	128	96	485	248	2,304	786	1,690	5,214	3,205
Spain	3,589	6,138	11,040	13,188	13,447	50,558	79,489	1,67,390	1,92,067	2,16,019
Portugal (*including* Azores and Madeira)	230	168	390	223	10	3,504	2,482	5,751	1,914	107
Other Foreign Countries	342	734	951	807	1,122	2,704	5,024	6,147	5,321	7,150
TOTAL FOREIGN COUNTRIES	4,312	7,158	12,477	14,658	14,827	59,065	88,381	1,80,978	2,04,516	2,26,481

* Inclusive of liquors and spirits imported as baggage.

No. 10—*continued*

ARTICLES, AND COUNTRIES OF CONSIGNMENT; ALSO SHARE OF EACH PROVINCE	QUANTITY					VALUE				
	1932-33	1933-34	1934-35	1935-36	1936-37	1932-33	1933-34	1934-35	1935-36	1936-37
Liquors, *including* denatured and perfumed spirits*—*continued*						R	R	R	R	R
Wines—continued										
Sherry, Madeira and Marsala (I. D)—*continued*	Gals.	Gals.	Gals.	Gals.	Gals.					
Share of Bengal	*7,289*	*10,045*	*11,281*	*12,416*	*13,357*	*1,04,353*	*1,51,953*	*1,64,475*	*1,73,276*	*2,09,707*
„ *Bombay*	*6,579*	*8,568*	*9,749*	*10,995*	*12,854*	*95,473*	*1,14,389*	*1,35,605*	*1,50,917*	*1,74,589*
„ *Sind*	*4,592*	*6,940*	*7,944*	*9,761*	*10,351*	*69,950*	*1,07,403*	*1,29,407*	*1,54,896*	*1,66,849*
„ *Madras*	*1,907*	*3,135*	*4,018*	*4,265*	*3,812*	*26,075*	*42,218*	*44,541*	*56,429*	*54,719*
„ *Burma*	*1,385*	*1,614*	*2,047*	*2,581*	*2,345*	*22,999*	*27,649*	*41,908*	*49,409*	*43,040*
TOTAL	21,852	30,302	35,039	40,017	42,719	3,18,850	4,43,607	5,15,886	5,84,927	6,49,204
Still white wines, *other than* Sherry, Madeira and Marsala (I. D)—	Gals.	Gals.	Gals.	Gals.	Gals					
United Kingdom (*including* Channel Islands)	606	887	1,071	772	885	7,917	9,443	13,490	10,171	11,304
Other British Possessions	59	68	87	137	64	557	869	870	533	387
TOTAL BRITISH EMPIRE	665	955	1,158	909	949	8,474	10,312	14,360	10,704	11,691
Germany	1,147	1,380	1,462	1,124	1,877	13,097	15,287	19,980	14,384	22,328
Netherlands	679	784	1,388	1,620	1,394	8,861	9,862	18,200	19,942	17,453
France	3,645	5,124	4,488	5,377	5,321	33,869	47,313	48,969	49,740	47,404
Spain	1,749	1,470	2,486	3,425	961	6,161	5,150	8,038	9,681	2,937
Other Foreign Countries	950	903	1,288	607	1,188	6,075	6,645	10,323	4,041	6,912
TOTAL FOREIGN COUNTRIES	8,170	9,661	11,112	12,153	10,741	68,063	84,257	1,05,510	97,788	97,044
Share of Bengal	*1,760*	*1,920*	*1,858*	*2,276*	*3,332*	*19,400*	*21,814*	*23,742*	*24,716*	*30,214*
„ *Bombay*	*3,309*	*3,137*	*4,944*	*4,777*	*2,741*	*29,812*	*29,131*	*42,490*	*30,103*	*28,637*
„ *Sind*	*1,374*	*2,678*	*2,334*	*2,459*	*1,298*	*13,173*	*26,183*	*29,159*	*30,563*	*28,283*
„ *Madras*	*641*	*1,306*	*1,090*	*1,371*	*1,521*	*4,139*	*7,516*	*8,977*	*8,379*	*10,378*
„ *Burma*	*1,661*	*1,525*	*2,044*	*1,980*	*1,798*	*10,013*	*9,925*	*15,502*	*14,731*	*11,223*
TOTAL	8,835	10,616	12,270	13,062	11,690	76,537	94,569	1,19,870	1,08,492	1,08,735
Other sorts (*including* Vermouth and Ginger wine) (I. D)—	Gals.	Gals.	Gals.	Gals.	Gals.					
United Kingdom (*including* Channel Islands)	5,480	6,063	6,154	5,657	6,088	51,689	56,582	55,188	55,137	54,522
Other British Possessions	58	56	46	31	108	608	463	388	231	886
TOTAL BRITISH EMPIRE	5,538	6,119	6,200	5,688	6,196	52,297	57,045	55,576	55,368	55,408
Netherlands	72	254	1,204	1,823	1,563	522	1,879	6,854	9,713	8,460
France	48,382	36,510	32,802	31,447	25,485	2,92,531	2,62,427	2,52,894	2,39,326	1,84,732
Spain	849	326	1,971	2,478	1,678	3,209	981	4,640	6,029	14,617
Italy (*including* Fiume)	25,396	24,502	20,298	24,843	8,000	1,60,130	1,66,658	1,84,262	1,61,173	57,026
Other Foreign Countries	25	584	491	490	816	248	4,606	2,639	3,444	5,824
TOTAL FOREIGN COUNTRIES	69,674	62,176	56,766	61,081	37,542	4,56,640	4,36,501	4,01,289	4,19,685	2,70,659
Share of Bengal	*20,635*	*17,603*	*18,337*	*20,939*	*8,018*	*1,27,390*	*1,11,137*	*1,23,512*	*1,37,879*	*59,167*
„ *Orissa*	..	..	..	..	*89*	..	..	..	..	*7,218*
„ *Bombay*	*16,764*	*15,017*	*16,667*	*16,302*	*13,979*	*1,08,104*	*1,01,208*	*1,12,810*	*1,11,413*	*1,01,181*
„ *Sind*	*20,598*	*19,605*	*12,759*	*14,819*	*9,365*	*1,62,376*	*1,69,623*	*1,11,374*	*1,29,238*	*78,190*
„ *Madras*	*10,669*	*9,978*	*11,711*	*9,696*	*8,028*	*66,863*	*65,279*	*72,153*	*56,984*	*48,244*
„ *Burma*	*6,496*	*6,093*	*4,493*	*5,013*	*4,269*	*46,314*	*46,359*	*36,916*	*39,539*	*32,067*
TOTAL	75,212	68,295	62,966	66,769	43,738	5,08,937	4,93,546	4,56,865	4,75,053	3,26,067

*Inclusive of liquors and spirits imported as baggage.

No. 10—*continued*

ARTICLES, AND COUNTRIES OF CONSIGNMENT; ALSO SHARE OF EACH PROVINCE	QUANTITY					VALUE				
	1932-33	1933-34	1934-35	1935-36	1936-37	1932-33	1933-34	1934-35	1935-36	1936-37
						R	R	R	R	R
Liquors, *including* denatured and perfumed spirits*—*continued*										
Wines—concluded	Gals.	Gals.	Gals.	Gals.	Gals.					
Total of Wines—										
United Kingdom (*including* Channel Islands)	44,974	50,803	50,203	51,262	53,133	5,71,906	6,52,999	6,39,363	6,70,666	7,00,686
Gibraltar	1,232	1,598	2,246	2,189	1,921	16,932	19,653	29,354	26,991	23,832
Commonwealth of Australia	1,162	1,069	982	749	495	7,322	6,468	4,209	3,465	2,591
Other British Possessions	608	409	737	893	578	4,032	2,911	6,378	3,024	4,166
TOTAL BRITISH EMPIRE	48,026	53,879	54,168	54,593	56,127	6,00,193	6,82,046	6,79,304	7,04,146	7,31,276
Germany	4,524	6,089	5,716	5,233	5,324	45,235	57,732	54,835	53,811	58,620
Netherlands	1,942	2,797	6,219	8,885	7,552	24,166	42,212	60,472	79,462	61,631
Belgium	2,198	2,934	2,806	801	364	58,799	88,456	54,917	20,112	6,881
France	57,941	57,499	55,069	57,049	50,655	5,41,577	6,81,172	7,45,353	7,57,441	7,14,151
Spain	14,368	17,089	23,443	26,147	21,199	81,223	1,07,768	2,02,562	2,28,522	2,48,756
Portugal (*including* Azores and Madeira)	7,357	7,904	8,596	7,946	6,671	66,870	74,294	80,816	64,512	54,351
Italy (*including* Fiume)	28,092	26,480	21,860	26,578	9,541	1,79,462	1,82,111	1,48,234	1,77,482	69,471
Other Foreign Countries	922	652	844	680	673	5,592	4,761	5,287	4,566	5,447
TOTAL FOREIGN COUNTRIES	117,344	123,394	124,053	133,319	101,979	10,03,223	12,38,506	13,52,477	13,85,908	12,19,32
Share of Bengal	*44,550*	*47,187*	*49,940*	*55,200*	*40,945*	*4,51,262*	*5,45,022*	*5,96,098*	*6,32,369*	*5,31,51*
" *Orissa*	..	..	..	..	*89*	..	..	..	..	*7,31*
" *Bombay*	*48,545*	*49,194*	*51,050*	*53,038*	*49,918*	*4,70,599*	*4,98,061*	*5,55,463*	*5,44,854*	*5,49,04*
" *Sind*	*33,186*	*39,716*	*32,765*	*36,565*	*31,310*	*3,48,638*	*5,08,568*	*4,62,904*	*5,04,433*	*4,64,90*
" *Madras*	*22,622*	*25,426*	*27,876*	*25,630*	*20,203*	*1,74,173*	*2,15,345*	*2,27,137*	*2,19,400*	*1,76,55*
" *Burma*	*16,467*	*15,750*	*16,590*	*17,481*	*15,641*	*1,58,744*	*1,53,555*	*1,90,179*	*1,95,998*	*1,71,36*
TOTAL	165,370	177,273	178,221	187,912	158,106	16,03,416	19,20,552	20,31,781	20,90,054	19,50,59
Total of Liquors—	Gals.	Gals.	Gals.	Gals.	Gals.					
United Kingdom (*including* Channel Islands)	2,974,512	2,736,407	2,815,113	2,796,350	2,700,982	1,40,27,173	1,41,63,718	1,44,54,140	1,51,02,136	1,46,58,22
Gibraltar	1,284	1,598	2,246	2,415	1,922	16,988	19,658	29,364	27,556	23,88
Malta and Gozo	8,901	3,069	1,075	..	660	14,426	4,627	1,752	..	2,83
Ceylon (*excluding* Maldives)	162	247	1,686	214	362	3,509	3,329	11,422	4,412	2,15
Straits Settlements	334	550	3,843	12,359	14,928	5,181	4,119	9,868	30,886	37,94
Hongkong	948	883	882	1,179	1,145	18,987	18,280	13,365	8,450	9,76
Union of South Africa	772	850	646	296	912	4,906	2,803	3,232	1,731	5,51
British West India Islands (*excluding* Bahamas)	..	95	393	462	561	..	3,127	9,135	14,042	14,53
Commonwealth of Australia	10,782	12,924	15,966	21,258	20,355	86,769	46,824	86,700	69,377	64,33
Other British Possessions	729	297	1,438	251	595	4,082	3,726	5,995	2,908	6,83
TOTAL BRITISH EMPIRE	2,998,424	2,756,920	2,843,278	2,834,784	2,742,422	1,41,82,016	1,42,70,161	1,46,24,973	1,52,61,498	1,48,26,03

* Inclusive of liquors and spirits imported as baggage.

No. 10—*continued*

ARTICLES, AND COUNTRIES OF CONSIGNMENT; ALSO SHARE OF EACH PROVINCE	QUANTITY					VALUE				
	1932-33	1933-34	1934-35	1935-36	1936-37	1932-33	1933-34	1934-35	1935-36	1936-37
						R	R	R	R	R
Liquors, *including* denatured and perfumed spirits*—*concluded*										
Total of Liquors—continued	Gals.	Gals.	Gals.	Gals.	Gals.					
Sweden	1,987	1,054	750	1,127	2,233	7,023	2,481	4,834	7,118	5,294
Denmark	22,426	28,423	35,139	37,771	33,334	62,643	68,036	97,198	96,809	85,593
Germany	523,449	394,172	384,822	469,149	453,510	17,23,624	14,57,351	14,31,962	16,06,153	15,22,238
Netherlands	289,030	317,980	424,364	503,321	561,297	6,87,179	7,70,044	10,01,205	12,42,523	13,09,882
Belgium	16,860	14,473	12,421	21,955	16,676	1,14,729	1,58,000	1,00,834	85,970	48,313
Luxemburg	..	..	..	..	..	..	..	..	..	19,099
France	180,973	165,173	189,167	201,373	180,166	26,22,703	23,93,286	31,60,886	32,88,384	31,75,806
Spain	14,404	17,198	23,496	26,329	21,335	81,933	1,09,051	2,03,984	2,33,222	2,51,207
Portugal (*including* Azores and Madeira)	7,480	7,985	8,745	7,946	6,708	67,267	75,018	82,422	64,512	54,835
Switzerland	829	832	5,813	5,581	5,925	23,741	35,306	2,09,769	1,00,760	1,02,300
Italy (*including* Fiume)	30,760	29,453	23,363	27,590	10,397	2,10,023	2,14,497	1,79,221	1,97,522	86,022
Czechoslovakia	1,618	2,012	95	440	1,076	4,566	6,525	449	1,152	2,442
Java	857,054	521,328	410,760	298,768	331,498	8,02,860	7,00,462	5,49,732	3,26,804	2,66,780
Japan	416,563	526,306	488,337	599,678	619,165	4,44,908	5,09,896	5,27,173	6,20,218	6,96,205
China (*exclusive* of Hongkong and Macao)	2,577	10,529	11,929	23,369	21,844	10,012	20,337	28,508	39,602	43,593
United States of America—										
Via Atlantic Coast	47,056	43,830	46,851	52,227	52,431	15,46,825	13,55,277	13,04,367	15,17,995	14,03,560
„ Pacific „	489	1,440	2,370	2,904	2,030	16,354	40,498	39,340	56,876	53,128
Other Foreign Countries	3,237	1,312	1,160	1,284	971	11,744	11,483	9,581	9,384	8,589
TOTAL FOREIGN COUNTRIES	2,416,792	2,098,498	2,069,082	2,235,812	2,326,536	84,33,134	84,27,548	89,31,516	94,94,999	91,34,985
Share of Bengal	*1,522,067*	*1,170,026*	*1,342,749*	*1,349,365*	*1,364,020*	*64,56,305*	*61,25,731*	*67,26,826*	*70,90,903*	*70,30,044*
„ *Orissa*	..	..	..	..	*89*	..	..	..	..	*7,218*
„ *Bombay*	*1,308,667*	*1,729,197*	*1,636,610*	*1,626,373*	*1,743,712*	*69,59,888*	*71,97,188*	*74,28,052*	*76,58,852*	*78,16,612*
„ *Sind*	*313,722*	*806,676*	*854,089*	*831,024*	*750,583*	*38,49,336*	*42,83,268*	*42,25,763*	*45,19,134*	*41,96,310*
„ *Madras*	*671,177*	*600,781*	*681,527*	*686,834*	*637,265*	*24,63,288*	*24,93,136*	*26,14,003*	*26,35,572*	*23,90,191*
„ *Burma*	*599,583*	*548,738*	*496,785*	*626,940*	*693,289*	*28,41,333*	*25,98,326*	*25,61,345*	*27,52,036*	*25,20,643*
TOTAL	5,415,216	4,855,418	4,912,360	5,120,596	5,068,958	2,25,70,150	2,26,97,709	2,35,56,489	2,47,56,497	2,39,61,018
Machinery and Millwork—										
Prime-movers other than *electrical*—										
Locomotives (*including* those for railways)—										
Oil Engines (III. J)—	No.	No.	No.	No.	No.					
United Kingdom (*including* Channel Islands)	29	17	27	22	39	1,65,167	49,272	1,60,951	2,00,111	2,50,979
Sweden	..	..	..	..	4	..	..	..	..	8,290
Germany	..	2	..	3	7	..	488	..	14,489	37,796
Belgium	..	..	2	..	1	..	..	11,875	..	3,380
Czechoslovakia	..	..	..	..	2	..	..	..	..	16,442
United States of America—										
Via Atlantic Coast	..	..	10	..	6	..	..	4,250	..	29,251
Other Foreign Countries	..	..	1	..	..	..	..	600	..	..
TOTAL FOREIGN COUNTRIES	..	2	13	3	20	..	488	16,725	14,489	95,759
Share of Bengal	*16*	*16*	*36*	*14*	*24*	*1,06,258*	*31,537*	*1,62,966*	*85,630*	*1,26,034*
„ *Bombay*	*6*	*1*	..	*16*	*17*	*48,891*	*6,082*	..	*99,762*	*1,61,810*
„ *Sind*	..	*1*	*4*	*4*	*13*	..	*1,565*	*14,710*	*24,442*	*48,598*
„ *Madras*	*8*	..	..	*1*	*5*	*7,016*	..	..	*4,826*	*9,896*
„ *Burma*	..	*1*	..	..	..	..	*10,576*	..	..	..
TOTAL	29	19	40	36	59	1,65,167	49,760	1,77,676	2,14,660	3,46,738

* Inclusive of liquors and spirits imported as baggage.

No. 10—*continued*

ARTICLES, AND COUNTRIES OF CONSIGNMENT; ALSO SHARE OF EACH PROVINCE	QUANTITY					VALUE				
	1932-33	1933-34	1934-35	1935-36	1936-37	1932-33	1933-34	1934-35	1935-36	1936-37
						R	R	R	R	R
Machinery and Millwork—continued										
Prime-movers other than electrical—continued										
Locomotives (*including* those for railways)—*continued*										
Parts of oil engines (III. J)—										
United Kingdom (*including* Channel Islands)	—	—	—	—	—	24,566	70,539	91,096	23,757	25,741
Other British Possessions	—	—	—	—	—	..	..	1,882	..	154
TOTAL BRITISH EMPIRE	—	—	—	—	—	24,596	70,539	92,978	23,757	25,895
Germany	—	—	—	—	—	261	1,329	290	2,997	5,049
United States of America—										
Via Atlantic Coast	—	—	—	—	—	12,022	1,472	895	6,093	1,244
Other Foreign Countries	—	—	—	—	—	100	97	798	443	682
TOTAL FOREIGN COUNTRIES	—	—	—	—	—	13,283	2,898	1,983	9,535	6,975
Share of Bengal	—	—	—	—	—	*25,019*	*66,050*	*78,100*	*22,856*	*22,192*
„ *Bombay*	—	—	—	—	—	*10,613*	*4,905*	..	*205*	*2,273*
„ *Sind*	—	—	—	—	—	*255*	*2,288*	*15,854*	*2,124*	*7,933*
„ *Madras*	—	—	—	—	—	*869*	..	*1,007*	..	*662*
„ *Burma*	—	—	—	—	—	*1,093*	*134*	..	*2,107*	..
TOTAL	—	—	—	—	—	37,849	73,437	94,961	33,392	32,870
Steam engines (III. J)—	No.	No.	No.	No.	No.					
United Kingdom (*including* Channel Islands)	20	12	19	32	54	1,79,030	74,173	1,51,837	4,34,876	4,48,760
Straits Settlements	2	..	..	..	..	9,347	..	..	..	..
TOTAL BRITISH EMPIRE	22	12	19	32	54	1,88,377	74,173	1,51,837	4,34,876	4,48,760
Germany	3	15	2	..	2	9,243	1,909	20,773	..	27,537
Czechoslovakia	..	..	..	..	2	..	..	..	..	28,791
Other Foreign Countries	..	..	1	..	..	..	..	4,725	..	..
TOTAL FOREIGN COUNTRIES	3	15	3	..	4	9,243	1,909	25,498	..	56,328
Share of Bengal	*13*	*18*	*14*	*15*	*17*	*1,20,793*	*15,930*	*1,18,216*	*3,05,271*	*1,51,554*
„ *Bombay*	*8*	*9*	*1*	*13*	*30*	*52,937*	*60,152*	*3,249*	*98,926*	*2,54,731*
„ *Sind*	*2*	..	*7*	*3*	*9*	*14,543*	..	*55,920*	*16,011*	*86,144*
„ *Madras*	..	..	..	..	..	..	..	..	..	..
„ *Burma*	*2*	..	..	*3*	*2*	*9,247*	..	..	*14,668*	*18,659*
TOTAL	25	27	22	32	58	1,97,620	76,092	1,77,385	4,34,876	5,05,088
Parts of steam engines (III. J)—										
United Kingdom (*including* Channel Islands)	—	—	—	—	—	4,32,954	3,06,927	5,16,306	4,80,988	2,95,342
Other British Possessions	—	—	—	—	—	401	636	926	239	83
TOTAL BRITISH EMPIRE	—	—	—	—	—	4,33,355	3,07,563	5,17,132	4,81,222	2,95,425
Sweden	—	—	—	—	—	..	..	36,611	16,699	2,596
Germany	—	—	—	—	—	50,296	8,566	11,291	22,875	1,07,082
Italy (*including* Fiume)	—	—	—	—	—	..	..	10,975	..	7,582
Czechoslovakia	—	—	—	—	—	5,103	..	20,084	180	6,345
Java	—	—	—	—	—	..	..	..	13,375	..
United States of America—										
Via Atlantic Coast	—	—	—	—	—	18,083	2,469	55,187	1,07,471	50,560
Other Foreign Countries	—	—	—	—	—	769	1,208	..	2,872	1,907
TOTAL FOREIGN COUNTRIES	—	—	—	—	—	74,251	12,243	1,34,148	1,63 422	1,76,012

No. 10—*continued*

ARTICLES, AND COUNTRIES OF CONSIGNMENT; ALSO SHARE OF EACH PROVINCE	QUANTITY					VALUE				
	1932-33	1933-34	1934-35	1935-36	1936-37	1932-33	1933-34	1934-35	1935-36	1936-37
Machinery and Millwork—*continued*						R	R	R	R	R
Prime-movers (other than *electrical*)—continued										
Locomotives (*including* those for railways)—*concluded*										
Parts of steam engines (III. J) —*continued*										
Share of Bengal	—	—	—	—	—	*3,59,365*	*1,75,341*	*4,04,716*	*3,21,758*	*3,39,606*
„ *Bombay*	—	—	—	—	—	*1,18,327*	*1,35,493*	*2,04,396*	*2,03,893*	*1,17,250*
„ *Sind*	—	—	—	—	—	*24,361*	*7,598*	*24,327*	*3,948*	*4,202*
„ *Madras*	—	—	—	—	—	*5,553*	*1,374*	..	*3,075*	..
„ *Burma*	—	—	—	—	—	..	..	*7,841*	*22,002*	*10,379*
TOTAL	—	—	—	—	—	5,07,606	3,19,806	6,51,280	6,44,644	4,71,437
Railway locomotive engines and tenders and parts (III. J)—										
United Kingdom (*including* Channel Islands)	—	—	—	—	—	25,51,419	33,62,444	34,08,021	46,98,047	37,94,458
Straits Settlements	—	—	—	—	—	4,600	5,660	10,894	9,235	9,240
Hongkong	—	—	—	—	—	..	..	..	12,634	..
TOTAL BRITISH EMPIRE	—	—	—	—	—	25,56,019	33,68,104	35,08,915	47,19,916	38,03,698
Sweden	—	—	—	—	—	52,004	65,654	49,336	98,330	27,352
Poland (*including* Dantzig)	—	—	—	—	—	..	..	..	..	11,038
Denmark	—	—	—	—	—	45	..	590	35,899	3,138
Germany	—	—	—	—	—	3,02,224	2,81,954	2,37,200	3,38,146	4,33,527
Netherlands	—	—	—	—	—	15,266	..	1,265	..	1,977
Belgium	—	—	—	—	—	1,10,336	1,59,024	2,25,782	2,62,448	82,605
France	—	—	—	—	—	2,488	36,390	34,999	5,303	11,092
Italy (*including* Fiume)	—	—	—	—	—	20,346	55,336	1,31,393	18,325	161
Austria	—	—	—	—	—	..	..	925	..	67,676
Hungary	—	—	—	—	—	33,427	73,812	19,264	78,257	97,839
Czechoslovakia	—	—	—	—	—	10,348	9,033	5,447	44,816	31,734
United States of America—*Vid* Atlantic Coast	—	—	—	—	—	59,759	2,26,647	79,828	52,328	53,423
„ Pacific „	—	—	—	—	—	2,369	240	..	3,121	..
Other Foreign Countries	—	—	—	—	—	4,288	..	..	..	..
TOTAL FOREIGN COUNTRIES	—	—	—	—	—	6,12,895	9,07,035	7,86,034	9,37,968	8,21,562
Share of Bengal	—	—	—	—	—	*7,86,659*	*12,75,135*	*15,47,246*	*31,08,302*	*18,66,590*
„ *Bombay*	—	—	—	—	—	*14,46,712*	*17,19,512*	*15,09,015*	*10,88,091*	*8,40,423*
„ *Sind*	—	—	—	—	—	*4,12,362*	*6,91,769*	*1,31,865*	*3,57,366*	*1,23,846*
„ *Madras*	—	—	—	—	—	*5,53,691*	*7,33,477*	*11,05,473*	*6,05,416*	*17,94,401*
„ *Burma*	—	—	—	—	—	..	..	*1,600*	*709*	..
TOTAL	—	—	—	—	—	31,68,914	42,75,199	42,94,999	56,57,884	46,25,260
Others (III. J)—										
United Kingdom (*including* Channel Islands)	—	—	—	—	—	77,212	90,628	1,64,384	1,36,815	1,35 238
Other British Possessions	—	—	—	—	—	312	..	299	242	..
TOTAL BRITISH EMPIRE	—	—	—	—	—	77,524	90,628	1,64,683	1,37,057	1,35,238
Denmark	—	—	—	—	—	..	..	57,183	..	..
Germany	—	—	—	—	—	8,301	162	481	28,059	40,737
Belgium	—	—	—	—	—	1,096	..	12,281	9,311	2,126
Italy (*including* Fiume)	—	—	—	—	—	..	..	..	5,787	..
United States of America—*Vid* Atlantic Coast	—	—	—	—	—	8,952	28,717	11,867	16,621	13,253
„ Pacific „	—	—	—	—	—	..	356	..	..	..
Other Foreign Countries	—	—	—	—	—	1,149	..	570	4,362	..
TOTAL FOREIGN COUNTRIES	—	—	—	—	—	9,398	29,235	82,332	64,140	56,116
Share of Bengal	—	—	—	—	—	*1,022*	*16,551*	*14,299*	*39,433*	*39,599*
„ *Bombay*	—	—	—	—	—	*1,821*	*1,678*	*185*	*19,330*	..
„ *Sind*	—	—	—	—	—	*3,041*	..	..	..	..
„ *Madras*	—	—	—	—	—	*28,137*	*51,009*	*1,91,315*	*1,30,293*	*63,004*
„ *Burma*	—	—	—	—	—	*54,101*	*40,625*	*41,912*	*21,641*	*33,751*
TOTAL	—	—	—	—	—	86,022	1,19,863	2,47,015	2,01,197	1,91,354

No. 10—*continued*

ARTICLES, AND COUNTRIES OF CONSIGNMENT; ALSO SHARE OF EACH PROVINCE	QUANTITY					VALUE				
	1932-33	1933-34	1934-35	1935-36	1936-37	1932-33	1933-34	1934-35	1935-36	1936-37
						R	R	R	R	R
Machinery and Millwork—*continued*										
Prime-movers (other than electrical)—continued										
Other than locomotives—										
Gas engines (III. J)—	No.	No.	No.	No.	No.					
United Kingdom (*including* Channel Islands)	15	23	20	17	24	57,769	37,137	70,180	70,766	68,056
Other British Possessions	1	..	2	..	..	148	..	2,971	..	..
TOTAL BRITISH EMPIRE	16	22	22	17	24	57,917	37,137	73,151	70,766	68,056
Germany	1	..	1	..	..	6,258	..	1,600	..	..
Italy (*excluding* Fiume)	..	..	..	2	..	..	..	..	51,434	..
United States of America—										
Vid Atlantic Coast	10	9	6	14	10	6,509	3,390	62,176	3,411	2,433
„ Pacific „	..	1	..	..	..	..	80	..	..	..
Other Foreign Countries	..	..	..	..	2	..	..	..	..	1,552
TOTAL FOREIGN COUNTRIES	11	10	7	16	12	12,767	3,470	63,776	54,845	3,985
Share of Bengal	*19*	*13*	*20*	*21*	*16*	*35,937*	*7,634*	*1,03,097*	*44,188*	*37,625*
„ *Bombay*	*1*	*2*	*2*	*3*	*1*	*766*	*6,548*	*4,687*	*4,478*	*1,129*
„ *Sind*	*1*	*5*	..	..	*1*	*10,723*	*4,749*	..	..	*228*
„ *Madras*	*2*	*5*	*3*	*3*	*4*	*6,406*	*6,789*	*5,479*	*52,564*	*3,784*
„ *Burma*	*4*	*7*	*4*	*6*	*14*	*16,843*	*14,905*	*26,654*	*24,434*	*24,334*
TOTAL	27	32	29	33	36	70,684	40,607	1,36,927	1,25,611	72,041
Parts of gas engines (III. J)—										
United Kingdom (*including* Channel Islands)	—	—	—	—	—	56,557	56,694	15,203	63,701	37,717
Ceylon (*excluding* Maldives)	—	—	—	—	—	..	5,991	2,481	2,087	11,075
Other British Possessions	—	—	—	—	—	4,760	..	352	..	..
TOTAL BRITISH EMPIRE	—	—	—	—	—	61,317	62,685	18,136	65,788	48,792
Germany	—	—	—	—	—	505	60	14,140	809	..
United States of America—										
Vid Atlantic Coast	—	—	—	—	—	4,599	1,090	2,805	5,442	33,979
„ Pacific „	—	—	—	—	—	..	4,593	..	..	..
Other Foreign Countries	—	—	—	—	—	..	..	344	112	205
TOTAL FOREIGN COUNTRIES	—	—	—	—	—	5,164	5,743	17,290	6,363	34,184
Share of Bengal	—	—	—	—	—	*19,184*	*40,862*	*2,938*	*2,520*	*3,664*
„ *Bombay*	—	—	—	—	—	*2,483*	*9,277*	*2,984*	*2,899*	*5,476*
„ *Sind*	—	—	—	—	—	*531*	*1,563*	*752*	*873*	*303*
„ *Madras*	—	—	—	—	—	*28,863*	*8,539*	*11,804*	*19,734*	*19,027*
„ *Burma*	—	—	—	—	—	*15,420*	*8,187*	*16,948*	*55,075*	*49,561*
TOTAL	—	—	—	—	—	66,481	68,428	35,426	79,151	82,976
Oil engines (III. J) (a)—	No.	No.	No.							
United Kingdom (*including* Channel Islands)	1,801	1,697	2,093	—	—	29,75,810	33,39,146	43,21,818	—	—
Ceylon (*excluding* Maldives)	14	2	6	—	—	9,982	2,114	6,517	—	—
Other British Possessions	1	..	4	—	—	550	..	2,483	—	—
TOTAL BRITISH EMPIRE	1,816	1,699	2,103	—	—	29,86,292	33,41,260	43,30,818	—	—

(a) Sub-divided into two heads from 1935-36.

No. 10—*continued*

ARTICLES, AND COUNTRIES OF CONSIGNMENT; ALSO SHARE OF EACH PROVINCE	QUANTITY					VALUE				
	1932-33	1933-34	1934-35	1935-36	1936-37	1932-33	1933-34	1934-35	1935-36	1936-37
Machinery and Millwork—*continued*										
Prime-movers (other than electrical)—continued						Rs	Rs	Rs	Rs	Rs
Other than locomotives—*continued*										
Oil engines (III. J) (a)—*continued*	No.	No.	No.							
Sweden	8	7	17	—	—	9,058	9,356	23,654	—	—
Germany	245	256	246	—	—	3,14,803	4,24,107	8,41,570	—	—
Netherlands . . .	1	1	2	—	—	6,564	1,570	28,477	—	—
Belgium	31	21	16	—	—	32,698	35,569	20,567	—	—
France	11	9	5	—	—	4,699	6,392	5,275	—	—
Switzerland . . .	30	12	16	—	—	1,81,435	85,640	85,721	—	—
Italy (*including* Fiume) .	4	3	5	—	—	9,676	14,369	24,950	—	—
Austria	3	3	1	—	—	6,278	10,152	3,023	—	—
Czechoslovakia .	1	2	..	—	—	12,880	7,718	..	—	—
Japan	5	21	8	—	—	743	5,024	4,353	—	—
United States of America—										
Vid Atlantic Coast .	62	90	74	—	—	22,666	24,596	31,654	—	—
„ Pacific „ .	..	1	..	—	—	..	170	..	—	—
Other Foreign Countries .	2	2	1	—	—	1,093	3,111	722	—	—
TOTAL FOREIGN COUNTRIES .	403	428	391	—	—	6,02,591	6,27,769	10,69,966	—	—
Share of Bengal . . .	*433*	*474*	*516*	—	—	*6,62,393*	*7,03,313*	*12,55,043*	—	—
„ *Bombay* . .	*1,157*	*1,076*	*1,338*	—	—	*17,06,171*	*15,23,699*	*21,19,752*	—	—
„ *Sind* . .	*153*	*123*	*141*	—	—	*4,28,495*	*3,41,473*	*4,66,165*	—	—
„ *Madras* . .	*330*	*383*	*457*	—	—	*6,10,268*	*7,90,506*	*8,50,722*	—	—
„ *Burma* . .	*97*	*68*	*119*	—	—	*1,81,556*	*2,20,038*	*7,08,597*	—	—
TOTAL .	2,219	2,127	2,494	—	—	35,88,883	39,69,029	54,00,284	—	—
For marine purposes (III. J) (b)—				No.	No.					
United Kingdom (*including* Channel Islands) . .	—	—	—	53	40	—	—	—	4,01,080	1,91,985
Other British Possessions .	—	—	—	2	2	—	—	—	3,273	3,078
TOTAL BRITISH EMPIRE	—	—	—	55	42	—	—	—	4,04,353	1,95,063
Sweden	—	—	—	9	14	—	—	—	48,202	17,678
Germany	—	—	—	5	4	—	—	—	8,004	40,112
United States of America—										
Vid Atlantic Coast .	—	—	—	9	35	—	—	—	5,070	13,807
Other Foreign Countries .	—	—	—	1	1	—	—	—	165	799
TOTAL FOREIGN COUNTRIES	—	—	—	24	54	—	—	—	61,441	72,396
Share of Bengal . . .	—	—	—	*12*	*44*	—	—	—	*16,242*	*86,787*
„ *Bombay* . .	—	—	—	*13*	*14*	—	—	—	*80,571*	*38,127*
„ *Sind* . . .	—	—	—	*4*	*6*	—	—	—	*16,605*	*63,074*
„ *Madras* . .	—	—	—	*10*	*13*	—	—	—	*28,138*	*19,653*
„ *Burma* . .	—	—	—	*40*	*19*	—	—	—	*3,24,238*	*65,818*
TOTAL .	—	—	—	79	96	—	—	—	4,65,794	2,67,459
Others (III. J) (b)—				No.	No.					
United Kingdom (*including* Channel Islands) . .	—	—	—	2,488	2,956	—	—	—	30,64,926	47,13,033
Other British Possessions .	—	—	—	3	6	—	—	—	1,671	1,618
TOTAL BRITISH EMPIRE	—	—	—	2,491	2,962	—	—	—	30,66,597	47,14,651

(a) Subdivided into two heads from 1935-36.
(b) Separately recorded from 1935-36.

No. 10—*continued*

ARTICLES, AND COUNTRIES OF CONSIGNMENT; ALSO SHARE OF EACH PROVINCE	QUANTITY					VALUE				
	1932-33	1933-34	1934-35	1935-36	1936-37	1932-33	1933-34	1934-35	1935-36	1936-37
Machinery and Millwork—*continued*						R	R	R	R	R
Prime-movers (other than *electrical*)—continued										
Other than locomotives—*continued*										
Oil engines (III J.)—*continued*										
Others (III. (J) (*a*)—*continued*				No.	No.					
Sweden	—	—	—	7	25	—	—	—	6,270	48,588
Germany	—	—	—	290	267	—	—	—	5,87,380	8,95,969
Belgium	—	—	—	9	19	—	—	—	27,560	12,831
France	—	—	—	21	9	—	—	—	22,855	1,924
Switzerland	—	—	—	17	13	—	—	—	2,04,950	82,425
Italy (*including* Fiume)	—	—	—	2	..	—	—	—	13,065	..
Austria	—	—	—	5	1	—	—	—	33,636	608
Czechoslovakia	—	—	—	..	2	—	—	—	..	5,657
Japan	—	—	—	6	24	—	—	—	815	5,051
United States of America—										
Viâ Atlantic Coast	—	—	—	98	115	—	—	—	27,211	53,255
Other Foreign Countries	—	—	—	..	2	—	—	—	..	1,924
TOTAL FOREIGN COUNTRIES	—	—	—	455	477	—	—	—	9,23,742	11,08,232
Share of Bengal	—	—	—	*638*	*787*	—	—	—	*10,78,498*	*14,17,324*
„ *Bombay*	—	—	—	*1,479*	*1,619*	—	—	—	*21,03,293*	*22,84,454*
„ *Sind*	—	—	—	*206*	*204*	—	—	—	*6,65,445*	*7,24,810*
„ *Madras*	—	—	—	*508*	*640*	—	—	—	*7,38,949*	*9,85,237*
„ *Burma*	—	—	—	*115*	*189*	—	—	—	*3,04,154*	*4,11,058*
TOTAL	—	—	—	2,946	3,439	—	—	—	48,90,339	58,22,883
Parts of oil engines (III. J)—										
United Kingdom (*including* Channel Islands)	—	—	—	—	—	9,60,106	9,63,156	11,06,768	11,53,592	16,48,998
Ceylon (*excluding* Maldives)	—	—	—	—	—	9,659	6,495	4,784	1,225	283
Other British Possessions	—	—	—	—	—	683	454	388	3,025	100
TOTAL BRITISH EMPIRE	—	—	—	—	—	9,70,448	9,70,105	11,11,940	11,57,842	16,49,381
Sweden	—	—	—	—	—	15,660	10,310	9,232	22,649	18,708
Norway	—	—	—	—	—	..	..	1,496	8,691	..
Germany	—	—	—	—	—	73,097	93,376	1,49,174	2,09,250	2,69,030
Netherlands	—	—	—	—	—	7,343	3,029	253	4,514	1,287
Belgium	—	—	—	—	—	25,724	15,468	14,127	21,040	12,892
France	—	—	—	—	—	4,181	15,003	20,514	8,957	13,288
Switzerland	—	—	—	—	—	30,193	16,648	28,102	48,995	46,983
Italy (*including* Fiume)	—	—	—	—	—	35,336	35,572	13,399	6,143	4,562
Austria	—	—	—	—	—	53	12,055	1,944	8,466	288
United States of America—										
Viâ Atlantic Coast	—	—	—	—	—	19,663	29,335	32,222	29,384	19,088
„ Pacific „	—	—	—	—	—	3,580	1,081	5,319	1,243	4,541
Other Foreign Countries	—	—	—	—	—	1,286	585	5,504	3,026	711
TOTAL FOREIGN COUNTRIES	—	—	—	—	—	2,26,116	2,32,462	2,81,286	3,72,358	3,91,378
Share of Bengal	—	—	—	—	—	*3,22,760*	*3,12,253*	*3,87,[illegible]*	*4,65,111*	*5,21,114*
„ *Bombay*	—	—	—	—	—	*4,32,661*	*4,95,070*	*5,37,927*	*6,17,409*	*6,41,011*
„ *Sind*	—	—	—	—	—	*1,18,142*	*1,40,962*	*1,54,210*	*1,52,142*	*1,62,773*
„ *Madras*	—	—	—	—	—	*2,50,473*	*1,64,638*	*1,69,714*	*1,88,389*	*5,89,428*
„ *Burma*	—	—	—	—	—	*72,528*	*89,594*	*1,44,048*	*1,12,[illegible]*	*1,26,433*
TOTAL	—	—	—	—	—	11,96,564	12,02,567	13,93,224	15,30,200	20,40,759

(*a*) Separately recorded from 1935-36.

No. 10—*continued*

ARTICLES, AND COUNTRIES OF CONSIGNMENT; ALSO SHARE OF EACH PROVINCE	QUANTITY					VALUE				
	1932-33	1933-34	1934-35	1935-36	1936-37	1932-33	1933-34	1934-35	1935-36	1936-37
Machinery and Millwork—*continued*						R	R	R	R	R
Prime-movers (other than electrical)—continued										
Other than locomotives—*continued*										
Steam engines (III. J)—	No.	No.	No.	No.	No.					
United Kingdom (*including* Channel Islands)	34	112	64	68	83	2,06,987	5,91,798	3,16,123	2,89,902	6,76,239
Sweden	1	..	..	..	..	5,140	..	..	..	..
Germany	5	18	..	4	2	71,914	91,643	..	12,771	27,674
Netherlands	..	14	..	1	..	..	1,88,858	..	6,737	..
Belgium	2	16	..	..	..	1,00,654	1,30,562	..	..	..
Czechoslovakia	..	7	..	..	..	..	58,762	..	..	..
Iraq	..	..	..	..	1	..	..	..	..	100
United States of America—										
Vid Atlantic Coast	..	..	1	..	1	..	..	4,234	..	7,652
TOTAL FOREIGN COUNTRIES	8	55	1	5	5	1,77,708	4,69,825	4,234	19,508	35,426
Share of Bengal	*16*	*47*	*28*	*32*	*47*	*77,887*	*2,39,409*	*1,50,189*	*1,54,737*	*3,50,481*
„ *Bombay*	*17*	*58*	*15*	*19*	*14*	*3,52,613*	*3,53,420*	*1,02,388*	*97,076*	*1,74,398*
„ *Sind*	*2*	*55*	*7*	*2*	*6*	*33,153*	*4,42,744*	*23,783*	*14,717*	*62,775*
„ *Madras*	*4*	*4*	*4*	*5*	*6*	*13,731*	*14,324*	*37,131*	*20,371*	*27,778*
„ *Burma*	*3*	*3*	*11*	*10*	*15*	*8,311*	*1,826*	*16,866*	*21,509*	*36,233*
TOTAL	42	167	65	68	88	3,84,695	10,61,623	3,20,357	3,09,410	7,13,665
Parts of steam engines (III. J)—										
United Kingdom (*including* Channel Islands)	—	—	—	—	—	3,64,559	3,19,556	3,82,003	5,66,725	5,77,548
Other British Possessions	—	—	—	—	—	2,147	1,017	210	1,212	1,611
TOTAL BRITISH EMPIRE	—	—	—	—	—	3,66,806	3,20,573	3,82,213	5,67,937	5,79,159
Sweden	—	—	—	—	—	3,648	250	39,672	204	..
Germany	—	—	—	—	—	13,095	13,094	26,562	8,244	21,070
Netherlands	—	—	—	—	—	1,805	3,415	2,707	62,539	5,233
Belgium	—	—	—	—	—	13,589	11,434	30,825	1,210	1,619
Italy (*including* Fiume)	—	—	—	—	—	7,803	..	2,442	493	252
United States of America—										
Vid Atlantic Coast	—	—	—	—	—	3,858	7,619	15,639	30,871	4,120
„ Pacific „	—	—	—	—	—	..	..	..	799	..
Other Foreign Countries	—	—	—	—	—	2,451	3,544	2,722	5,550	4,011
TOTAL FOREIGN COUNTRIES	—	—	—	—	—	46,250	44,356	1,20,569	1,09,910	37,275
Share of Bengal	—	—	—	—	—	*33,563*	*1,47,483*	*1,53,170*	*3,40,966*	*3,33,437*
„ *Bombay*	—	—	—	—	—	*2,36,730*	*1,33,330*	*3,09,613*	*2,00,371*	*1,47,019*
„ *Sind*	—	—	—	—	—	*5,334*	*15,750*	*6,332*	*5,621*	*5,131*
„ *Madras*	—	—	—	—	—	*69,562*	*5,330*	*13,038*	*38,393*	*21,355*
„ *Burma*	—	—	—	—	—	*33,333*	*19,556*	*31,719*	*93,096*	*1,03,992*
TOTAL	—	—	—	—	—	4,18,056	3,54,920	5,03,872	6,77,847	6,16,434
Others (III. J)—										
United Kingdom (*including* Channel Islands)	—	—	—	—	—	69,630	3,68,750	7,48,823	2,76,360	5,71,769
Other British Possessions	—	—	—	—	—	..	..	150	..	100
TOTAL BRITISH EMPIRE	—	—	—	—	—	69,630	3,68,750	7,48,973	2,76,360	5,71,869

No. 10—*continued*

ARTICLES, AND COUNTRIES OF CONSIGNMENT; ALSO SHARE OF EACH PROVINCE	QUANTITY					VALUE				
	1932-33	1933-34	1934-35	1935-36	1936-37	1932-33	1933-34	1934-35	1935-36	1936-37
Machinery and Millwork—*continued*										
Prime-movers (other than electrical)—concluded						R	R	R	R	R
Other than locomotives—concluded										
Others (III. J)—*continued*										
Sweden	—	—	—	—	—	11,926	..	2,482	451	500
Germany	—	—	—	—	—	48,155	10,013	5,493	19,429	33,027
Belgium	—	—	—	—	—	266	4,005	..	5,233	..
Switzerland	—	—	—	—	—	1,851	69,961	2,11,583	1,06,206	1,06,828
United States of America—										
Vid Atlantic Coast	—	—	—	—	—	916	343	3,590	46,035	12,333
Other Foreign Countries	—	—	—	—	—	..	610	..	59	565
TOTAL FOREIGN COUNTRIES	—	—	—	—	—	62,614	84,932	2,23,148	1,77,413	1,53,453
Share of Bengal	—	—	—	—	—	*63,161*	*4,25,334*	*9,66,412*	*3,69,072*	*5,98,193*
„ *Bombay*	—	—	—	—	—	*49,472*	*180*	*2,855*	*276*	..
„ *Madras*	—	—	—	—	—	*19,611*	*22,005*	*2,193*	*49,330*	*1,21,416*
„ *Burma*	—	—	—	—	—	..	*6,113*	*1,661*	*35,045*	*5,513*
TOTAL	—	—	—	—	—	1,32,244	4,53,632	9,72,121	4,53,773	7,25,122
Electrical machinery of all kinds, not including *instruments, apparatus, appliances and parts thereof*—										
Control and Switch gear (III. J)—										
United Kingdom (*including* Channel Islands)	—	—	—	—	—	21,69,294	19,79,420	32,59,978	33,55,301	36,24,174
Other British Possessions	—	—	—	—	—	1,400	516	113	1,668	861
TOTAL BRITISH EMPIRE	—	—	—	—	—	21,70,694	19,79,936	32,60,091	33,56,969	36,25,035
Denmark	—	—	—	—	—	..	..	5,774	2,569	14,285
Sweden	—	—	—	—	—	35,759	32,503	33,856	54,350	44,768
Germany	—	—	—	—	—	1,21,491	1,29,830	2,80,101	3,85,426	5,68,434
Netherlands	—	—	—	—	—	9,090	62,678	32,485	22,378	9,659
Belgium	—	—	—	—	—	1,433	1,751	17,322	8,491	4,757
Switzerland	—	—	—	—	—	6,709	14,582	16,599	98,917	18,308
Italy (*including* Fiume)	—	—	—	—	—	7,619	4,762	9,388	7,426	861
Austria	—	—	—	—	—	245	7,500	5,207	4,134	1,054
Hungary	—	—	—	—	—	..	3,359	..	..	25,356
Japan	—	—	—	—	—	2,380	1,696	3,403	2,451	5,645
United States of America—										
Vid Atlantic Coast	—	—	—	—	—	3,96,915	1,78,593	2,91,128	4,87,483	5,56,368
„ Pacific „	—	—	—	—	—	..	..	2,574	..	4,551
Other Foreign Countries	—	—	—	—	—	797	3,914	409	4,047	2,704
TOTAL FOREIGN COUNTRIES	—	—	—	—	—	4,82,438	4,41,168	6,48,201	10,77,672	12,56,730
Share of Bengal	—	—	—	—	—	*8,43,372*	*7,83,223*	*14,57,866*	*20,04,148*	*15,54,702*
„ *Bombay*	—	—	—	—	—	*6,13,661*	*7,71,222*	*10,36,233*	*8,07,752*	*9,35,662*
„ *Sind*	—	—	—	—	—	*7,27,354*	*3,54,312*	*2,44,644*	*2,40,068*	*4,71,776*
„ *Madras*	—	—	—	—	—	*3,37,789*	*4,97,677*	*9,76,480*	*10,95,501*	*16,66,137*
„ *Burma*	—	—	—	—	—	*1,30,986*	*1,14,660*	*1,93,069*	*1,87,172*	*2,03,492*
TOTAL	—	—	—	—	—	26,53,132	24,21,094	39,08,292	44,34,641	48,81,765
Generators, alternators and dynamos (III. J)—										
United Kingdom (*including* Channel Islands)	—	—	—	—	—	16,93,716	8,63,225	12,72,931	15,83,533	33,07,943
Other British Possessions	—	—	—	—	—	940	1,940	436	3,806	3,215
TOTAL BRITISH EMPIRE	—	—	—	—	—	16,94,656	8,65,175	12,73,367	15,87,339	33,11,158

No. 10—*continued*

ARTICLES, AND COUNTRIES OF CONSIGNMENT; ALSO SHARE OF EACH PROVINCE	QUANTITY					VALUE				
	1932-33	1933-34	1934-35	1935-36	1936-37	1932-33	1933-34	1934-35	1935-36	1936-37
Machinery and Millwork—*continued*										
Electrical machinery of all kinds, not including instruments, apparatus, appliances and parts thereof —continued						R	R	R	R	R
Generators, alternators, and dynamos (III. J)—*continued*										
Sweden	—	—	—	—	—	44,844	95,780	47,642	2,17,688	1,92,772
Denmark	—	—	—	—	—	..	3,833	302	6,930	2,840
Germany	—	—	—	—	—	1,19,892	1,48,040	2,17,618	1,98,270	3,89,782
Netherlands	—	—	—	—	—	4,908	25,815	3,766	23,950	1,564
Belgium	—	—	—	—	—	469	2,419	2,201	232	18,657
France	—	—	—	—	—	..	..	13,886	..	3,405
Switzerland	—	—	—	—	—	2,858	20,689	13,407	..	11,354
Italy (*including* Fiume)	—	—	—	—	—	9,112	2,515	5,953	78,725	437
Austria	—	—	—	—	—	2,321	18,479	15,906	26,427	7,665
Hungary	—	—	—	—	—	612	5,221	4,425	107	5,873
United States of America—										
Vid Atlantic Coast	—	—	—	—	—	64,793	1,07,125	54,577	17,689	30,335
,, Pacific ,,	—	—	—	—	—	644	..	..	..	515
Other Foreign Countries	—	—	—	—	—	..	4,588	1,731	1,460	731
TOTAL FOREIGN COUNTRIES	—	—	—	—	—	3,51,453	4,29,454	3,81,564	5,71,478	6,66,930
Share of Bengal	—	—	—	—	—	*3,39,060*	*4,33,999*	*3,89,377*	*7,17,161*	*13,95,351*
,, *Bombay*	—	—	—	—	—	*5,46,483*	*4,35,482*	*7,56,135*	*8,15,893*	*6,65,181*
,, *Sind*	—	—	—	—	—	*1,48,181*	*70,045*	*1,05,510*	*1,91,700*	*3,51,194*
,, *Madras*	—	—	—	—	—	*3,58,061*	*3,16,704*	*3,23,607*	*2,06,667*	*14,02,056*
,, *Burma*	—	—	—	—	—	*60,394*	*38,399*	*80,302*	*2,27,401*	*1,64 306*
TOTAL	—	—	—	—	—	19,46,109	12,94,629	16,54,931	21,58,817	39,78,088
Motors (III. J)—										
United Kingdom (*including* Channel Islands)	—	—	—	—	—	15,64,571	16,69,948	20,64,493	23,61,783	21,49,933
Ceylon (*excluding* Maldives)	—	—	—	—	—	2,602	5,592	..	1,086	851
Other British Possessions	—	—	—	—	—	2,211	8,317	..	3,685	1,089
TOTAL BRITISH EMPIRE	—	—	—	—	—	15,69,384	16,83,857	20,64,493	23,96,556	21,51,873
Sweden	—	—	—	—	—	1,08,151	1,03,067	1,06,687	1,91,599	86,979
Denmark	—	—	—	—	—	18,500	9,452	30,324	52,980	30,316
Germany	—	—	—	—	—	2,59,194	2,88,829	6,71,093	8,51,953	7,66,991
Netherlands	—	—	—	—	—	12,826	19,314	16,737	47,887	16,066
Belgium	—	—	—	—	—	13,836	37,174	34,666	21,208	17,541
France	—	—	—	—	—	5,776	24,809	27,772	16,414	12,538
Switzerland	—	—	—	—	—	32,438	1,60,144	41,153	50,220	60,325
Italy (*including* Fiume)	—	—	—	—	—	11,053	1,20,975	28,923	47,327	6,217
Austria	—	—	—	—	—	15,767	9,974	47,760	48,162	24,829
Hungary	—	—	—	—	—	104	3,373	2,701	879	17,509
Czechoslovakia	—	—	—	—	—	..	5,110	30	..	900
Japan	—	—	—	—	—	333	3,289	1,885	48,970	7,237
United States of America—										
Vid Atlantic Coast	—	—	—	—	—	3,55,746	1,59,073	4,27,068	4,58,669	3,15,752
,, Pacific ,,	—	—	—	—	—	1,999	..	..	741	784
Other Foreign Countries	—	—	—	—	—	..	5,240	760	1,448	445
TOTAL FOREIGN COUNTRIES	—	—	—	—	—	8,35,223	9,54,323	14,37,559	18,38,457	13,73,429
Share of Bengal	—	—	—	—	—	*12,35,050*	*9,49,322*	*17,35,845*	*20,77,466*	*15,81,713*
,, *Bombay*	—	—	—	—	—	*7,31,346*	*10,41,678*	*11,65,436*	*12,37,920*	*10,29,0-6*
,, *Sind*	—	—	—	—	—	*90,495*	*94,033*	*1,51,733*	*1,16,564*	*1,35,148*
,, *Madras*	—	—	—	—	—	*2,12,683*	*4,86,203*	*3,51,401*	*6,19,851*	*5,75,197*
,, *Burma*	—	—	—	—	—	*85,103*	*66,944*	*98,637*	*1,83,212*	*2,04,188*
TOTAL	—	—	—	—	—	24,04,607	26,38,180	35,02,052	42,35,013	35,25,302

No. 10—*continued*

ARTICLES, AND COUNTRIES OF CONSIGNMENT; ALSO SHARE OF EACH PROVINCE	Quantity					Value				
	1932-33	1933-34	1934-35	1935-36	1936-37	1932-33	1933-34	1934-35	1935-36	1936-37
Machinery and Millwork—continued										
Electrical machinery of all kinds, not including *instruments, apparatus, appliances and parts thereof* —continued						R	R	R	R	R
Transformers (III. J)—										
United Kingdom (*including* Channel Islands)	—	—	—	—	—	14,94,802	9,04,083	10,41,206	13,89,173	12,73,619
Sweden	—	—	—	—	—	25,065	59,942	77,614	1,58,876	2,54,984
Germany	—	—	—	—	—	29,457	40,177	81,700	1,11,427	2,38,057
Belgium	—	—	—	—	—	9,986	1,776	20,400	47,091	24,581
Switzerland	—	—	—	—	—	106	3,707	9,686	1,37,413	5,532
Italy (*including* Fiume)	—	—	—	—	—	7,181	1,534	8,232	2,276	..
Austria	—	—	—	—	—	..	1,731	21,587	7,638	10,875
United States of America—*Vid* Atlantic Coast	—	—	—	—	—	3,28,422	1,89,221	78,887	52,415	1,55,978
Other Foreign Countries	—	—	—	—	—	3,348	1,592	883	2,758	2,431
TOTAL FOREIGN COUNTRIES	—	—	—	—	—	4,03,565	2,99,680	2,48,989	5,10,892	6,92,431
Share of Bengal	—	—	—	—	—	*1,19,494*	*2,41,274*	*4,17,252*	*5,57,425*	*3,88,605*
„ *Bombay*	—	—	—	—	—	*2,54,896*	*4,67,135*	*3,67,558*	*4,39,986*	*6,87,930*
„ *Sind*	—	—	—	—	—	*12,41,962*	*1,33,705*	*1,60,918*	*68,486*	*51,528*
„ *Madras*	—	—	—	—	—	*2,27,131*	*3,53,526*	*3,66,793*	*4,91,939*	*3,05,159*
„ *Burma*	—	—	—	—	—	*54,884*	*3,033*	*37,529*	*42,227*	*32,830*
TOTAL	—	—	—	—	—	18,98,367	12,03,713	12,90,145	19,00,065	19,66,052
Turbo-generating sets (III. J)— United Kingdom (*including* Channel Islands)	—	—	—	—	—	3,27,088	1,69,938	2,62,833	4,36,491	11,58,910
Sweden	—	—	—	—	—	15,303	3,137	92,317	26,847	1,75,381
Norway	—	—	—	—	—	5,499	..	..	..	..
Germany	—	—	—	—	—	..	7,968	45,273	1,18,969	74,520
France	—	—	—	—	—	..	..	783	23,287	..
Switzerland	—	—	—	—	—	38,212	..	..	1,35,569	1,01,906
Italy (*including* Fiume)	—	—	—	—	—	..	2,785	..	17,441	..
United States of America—*Vid* Atlantic Coast	—	—	—	—	—	67,825	..	15,642	6,403	14,581
„ Pacific „	—	—	—	—	—	..	927	..	484	4,373
Other Foreign Countries	—	—	—	—	—	4,294	..	401	1,000	..
TOTAL FOREIGN COUNTRIES	—	—	—	—	—	1,31,133	14,797	1,54,416	3,30,000	3,70,703
Share of Bengal	—	—	—	—	—	..	*1,44,045*	*62,859*	*50,401*	*10,19,992*
„ *Bombay*	—	—	—	—	—	*2,18,715*	*15,234*	*2,35,078*	*1,64,963*	*4,10,337*
„ *Sind*	—	—	—	—	—	..	*7,534*	*7,278*	*1,55,929*	*75,750*
„ *Madras*	—	—	—	—	—	*5,143*	..	.	..	..
„ *Burma*	—	—	—	—	—	*3,34,358*	*20,922*	*43,134*	*3,95,198*	*24,244*
TOTAL	—	—	—	—	—	4,58,221	1,84,735	4,17,249	7,66,491	15,29,673
Others (III. J)— United Kingdom (*including* Channel Islands)	—	—	—	—	—	48,40,273	30,16,255	42,77,076	46,39,967	63,99,877
Ceylon (*excluding* Maldives)	—	—	—	—	—	6,346	7,511	11,828	3,028	1,178
Canada—										
Vid Atlantic Coast	—	—	—	—	—	1,67,929	50,099	13,883	14,242	1,91,217
„ Pacific „	—	—	—	—	—	..	..	..	..	30,835

No. 10—*continued*

ARTICLES, AND COUNTRIES OF CONSIGNMENT; ALSO SHARE OF EACH PROVINCE	Quantity					Value				
	1932-33	1933-34	1934-35	1935-36	1936-37	1932-33	1933-34	1934-35	1935-36	1936-37
						R	R	R	R	R
Machinery and Millwork—*continued*										
Electrical machinery of all kinds, not including *instruments, apparatus, appliances and parts thereof*—continued										
Others (III. J)—*continued*										
Other British Possessions	—	—	—	—	—	572	3,663	4,097	846	1,603
TOTAL BRITISH EMPIRE	—	—	—	—	—	50,15,120	30,77,531	43,06,883	46,48,088	66,24,705
Sweden	—	—	—	—	—	69,684	1,74,668	1,66,144	1,28,587	2,34,883
Denmark	—	—	—	—	—	1,994	1,849	17,226	13,202	13,071
Germany	—	—	—	—	—	5,06,899	4,76,903	9,28,022	12,47,909	16,76,396
Netherlands	—	—	—	—	—	7,884	27,991	1,979	16,784	6,613
Belgium	—	—	—	—	—	71,115	26,054	74,275	48,580	1,14,525
France	—	—	—	—	—	16,654	58,200	1,21,970	76,245	13,640
Switzerland	—	—	—	—	—	7,317	7,958	5,902	38,437	51,155
Italy (*including* Fiume)	—	—	—	—	—	42,354	34,748	83,997	1,26,481	18,150
Austria	—	—	—	—	—	2,833	22,795	31,090	4,304	21,068
Hungary	—	—	—	—	—	..	14,785	..	4,965	2,327
Czechoslovakia	—	—	—	—	—	12,004	3,261	6,702	6,030	1,80,080
Iraq	—	—	—	—	—	..	..	11,000	3,120	..
Japan	—	—	—	—	—	3,689	7,717	35,720	58,607	50,264
United States of America—										
Via Atlantic Coast	—	—	—	—	—	4,70,593	10,60,536	3,26,066	5,96,290	6,23,738
„ Pacific „	—	—	—	—	—	363	3,924	1,065	13,536	6,119
Other Foreign Countries	—	—	—	—	—	40	549	330	272	243
TOTAL FOREIGN COUNTRIES	—	—	—	—	—	12,12,978	19,21,943	18,11,497	23,78,849	30,12,222
Share of Bengal	—	—	—	—	—	*84,899*	*59,142*	*4,51,715*	*9,19,408*	*14,17,837*
„ *Bombay*	—	—	—	—	—	*10,84,488*	*20,37,650*	*25,67,400*	*23,80,620*	*29,20,658*
„ *Sind*	—	—	—	—	—	*33,53,945*	*11,96,666*	*12,40,218*	*15,14,133*	*22,80,898*
„ *Madras*	—	—	—	—	—	*15,21,647*	*15,22,718*	*17,66,190*	*19,12,764*	*27,91,635*
„ *Burma*	—	—	—	—	—	*2,43,114*	*1,83,398*	*93,807*	*2,99,507*	*2,55,999*
TOTAL	—	—	—	—	—	63,28,093	49,99,474	61,18,330	70,26,432	96,36,927
Total of Electrical machinery of all kinds, not including *instruments, apparatus, appliances and parts thereof*—										
United Kingdom (*including* Channel Islands)	—	—	—	—	—	1,20,89,744	86,02,829	1,21,78,517	1,37,96,248	1,79,14,456
Ceylon (*excluding* Maldives)	—	—	—	—	—	8,948	15,042	11,828	4,116	2,024
Straits Settlements	—	—	—	—	—	2,020	3,425	196	5,097	2,403
Canada—										
Via Atlantic Coast	—	—	—	—	—	1,69,329	51,093	13,822	14,392	1,91,775
„ Pacific „	—	—	—	—	—	..	4,376	..	..	30,835
Other British Possessions	—	—	—	—	—	1,703	3,644	3,650	4,758	3,806
TOTAL BRITISH EMPIRE	—	—	—	—	—	1,22,71,744	86,80,470	1,22,08,223	1,38,14,611	1,81,45,300
Sweden	—	—	—	—	—	2,93,806	4,69,047	5,24,260	7,72,945	9,89,717
Norway	—	—	—	—	—	5,499	1,527	269	..	..
Denmark	—	—	—	—	—	20,494	15,154	54,067	73,605	60,513
Germany	—	—	—	—	—	10,86,933	10,86,742	21,24,007	29,18,954	37,14,180
Netherlands	—	—	—	—	—	36,860	1,35,883	54,967	1,10,999	84,008
Belgium	—	—	—	—	—	1,01,128	69,174	1,49,265	1,25,602	1,75,061
France	—	—	—	—	—	33,478	35,060	1,64,504	1,18,446	31,996
Switzerland	—	—	—	—	—	37,640	2,07,080	35,747	4,50,556	2 57,582
Italy (*including* Fiume)	—	—	—	—	—	77,319	1,67,289	1,36,443	2,79,676	25,665

No. 10—*continued*

ARTICLES, AND COUNTRIES OF CONSIGNMENT; ALSO SHARE OF EACH PROVINCE	QUANTITY					VALUE				
	1932-33	1933-34	1934-35	1935-36	1936-37	1932-33	1933-34	1934-35	1935-36	1936-37
Machinery and Millwork—*continued*						R	R	R	R	R
Electrical machinery of all kinds, not including *instruments, apparatus, appliances, and parts thereof*—concluded										
Total of Electrical machinery of all kinds, not including *instruments, apparatus, appliances and parts thereof*—continued										
Austria	—	—	—	—	—	22,210	60,479	1,21,500	90,665	65,491
Hungary	—	—	—	—	—	716	26,738	7,126	6,785	58,202
Czechoslovakia	—	—	—	—	—	12,758	13,391	6,732	8,764	1,81,711
Iraq	—	—	—	—	—	..	196	11,275	2,238	662
Japan	—	—	—	—	—	6,402	18,407	48,181	1,10,028	63,319
United States of America—										
Vid Atlantic Coast	—	—	—	—	—	15,84,294	16,94,548	11,93,373	16,18,949	17,02,747
,, Pacific ,,	—	—	—	—	—	3,006	4,861	3,639	14,761	16,342
Other Foreign Countries	—	—	—	—	—	236	5,799	321	2,875	1,217
TOTAL FOREIGN COUNTRIES	—	—	—	—	—	33,16,785	40,61,355	46,82,176	67,06,848	74,72,507
Share of Bengal	—	—	—	—	—	*21,71,876*	*26,11,005*	*45,16,014*	*66,26,929*	*73,57,506*
,, *Bombay*	—	—	—	—	—	*33,89,589*	*47,65,291*	*61,28,740*	*59,47,139*	*66,98,864*
,, *Sind*	—	—	—	—	—	*56,61,867*	*17,56,295*	*19,18,296*	*23,86,882*	*33,36,294*
,, *Madras*	—	—	—	—	—	*26,56,459*	*31,76,823*	*37,83,471*	*43,28,722*	*72,49,086*
,, *Burma*	—	—	—	—	—	*8,08,739*	*4,32,306*	*5,44,478*	*13,34,717*	*8,55,059*
TOTAL	—	—	—	—	—	1,55,88,529	1,27,41,825	1,68,90,999	2,05,21,459	2,55,17,807
Machinery, not being *prime-movers* or *electrical machinery*—										
Aerated water making machinery (III. J)—										
United Kingdom (*including* Channel Islands)	—	—	—	—	—	45,244	54,044	27,649	28,351	32,027
Other British Possessions	—	—	—	—	—	70	50	..	..	100
TOTAL BRITISH EMPIRE	—	—	—	—	—	45,314	54,094	27,649	28,351	32,127
Germany	—	—	—	—	—	8,482	2,898	8,153	4,548	677
Other Foreign Countries	—	—	—	—	—	2,459	312	4,326	1,661	3,083
TOTAL FOREIGN COUNTRIES	—	—	—	—	—	10,891	3,210	12,479	6,209	3,760
Share of Bengal	—	—	—	—	—	*3,837*	*7,027*	*13,052*	*15,713*	*11,223*
,, *Bombay*	—	—	—	—	—	*33,227*	*27,422*	*12,831*	*17,094*	*11,287*
,, *Sind*	—	—	—	—	—	*6,111*	*3,067*	*7,013*	*1,032*	*2,850*
,, *Madras*	—	—	—	—	—	*4,953*	*9,581*	..	..	*1,767*
,, *Burma*	—	—	—	—	—	*3,073*	*5,207*	*2,232*	*721*	*3,761*
TOTAL	—	—	—	—	—	56,205	57,304	40,128	34,560	35,887
Agricultural machinery—										
Agricultural tractors and parts (III. J)—										
United Kingdom (*including* Channel Islands)	—	—	—	—	—	35,616	67,820	71,374	44,750	40,190
Kenya Colony	—	—	—	—	—	..	7,464	1,780	..	..
Canada—										
Vid Atlantic Coast	—	—	—	—	—	..	7,338	392	378	..
Commonwealth of Australia	—	—	—	—	—	11,009	257	..	..	109
Other British Possessions	—	—	—	—	—	4,917	137	1,270	156	..
TOTAL BRITISH EMPIRE	—	—	—	—	—	51,542	83,016	74,766	45,279	40,290

No. 10—*continued*

ARTICLES, AND COUNTRIES OF CONSIGNMENT; ALSO SHARE OF EACH PROVINCE	QUANTITY					VALUE				
	1932-33	1933-34	1934-35	1935-36	1936-37	1932-33	1933-34	1934-35	1935-36	1936-37
Machinery and Millwork—*continued*										
Machinery, not being *prime-movers* or *electrical machinery*—continued						R	R	R	R	R
Agricultural machinery—*continued*										
Agricultural tractors and parts (III. J)—*continued*										
Sweden	—	—	—	—	—	24,096	..	112	..	436
Germany	—	—	—	—	—	13,158	20,723	57,146	90,834	1,63,673
Belgium	—	—	—	—	—	1,918	1,186	544	10,482	..
United States of America—										
Vid Atlantic Coast	—	—	—	—	—	2,85,561	3,94,263	3,12,234	3,26,830	4,09,302
Other Foreign Countries	—	—	—	—	—	2,284	624	849	996	29
TOTAL FOREIGN COUNTRIES	—	—	—	—	—	3,27,017	4,16,796	3,70,885	4,29,142	5,73,440
Share of Bengal	—	—	—	—	—	*69,775*	*1,64,686*	*1,24,931*	*1,84,026*	*1,74,668*
„ *Bombay*	—	—	—	—	—	*84,318*	*1,45,055*	*1,92,408*	*1,95,652*	*2,97,814*
„ *Sind*	—	—	—	—	—	*1,48,280*	*1,20,816*	*76,332*	*65,418*	*99,313*
„ *Madras*	—	—	—	—	—	*4,502*	*27,330*	*3,358*	*3,336*	*3,283*
„ *Burma*	—	—	—	—	—	*71,686*	*41,925*	*43,622*	*25,940*	*38,661*
TOTAL	—	—	—	—	—	3,78,559	4,99,812	4,45,651	4,74,421	6,13,739
Ploughs and parts (III. J)—										
United Kingdom (*including* Channel Islands)	—	—	—	—	—	23,107	1,15,114	2,13,381	64,124	1,01,325
Other British Possessions	—	—	—	—	—	828	4,303	873	..	1,427
TOTAL BRITISH EMPIRE	—	—	—	—	—	23,935	1,19,417	2,14,254	64,124	1,02,752
Germany	—	—	—	—	—	5,518	1,348	6,787	3,566	33,540
Belgium	—	—	—	—	—	..	4,625	..	2,400	6,685
United States of America—										
Vid Atlantic Coast	—	—	—	—	—	24,689	43,471	52,919	38,963	57,090
„ Pacific „	—	—	—	—	—	..	11,018	1,042	998	114
Other Foreign Countries	—	—	—	—	—	17	912	99	256	..
TOTAL FOREIGN COUNTRIES	—	—	—	—	—	30,224	61,374	60,847	46,183	97,429
Share of Bengal	—	—	—	—	—	*16,888*	*23,781*	*38,287*	*24,065*	*37,018*
„ *Bombay*	—	—	—	—	—	*18,245*	*1,30,865*	*2,18,078*	*33,818*	*97,598*
„ *Sind*	—	—	—	—	—	*15,567*	*13,280*	*16,007*	*25,702*	*50,135*
„ *Madras*	—	—	—	—	—	*479*	*13,865*	*2,260*	*11,493*	*15,430*
„ *Burma*	—	—	—	—	—	*3,030*	..	*469*	*229*	..
TOTAL	—	—	—	—	—	54,159	1,80,791	2,75,101	1,10,307	2,00,181
Other sorts (III. J)—										
United Kingdom (*including* Channel Islands)	—	—	—	—	—	1,86,296	2,00,127	2,20,022	1,91,715	1,71,471
Union of South Africa	—	—	—	—	—	614	6,796	..	..	..
Other British Possessions	—	—	—	—	—	1,933	1,486	446	658	1,256
TOTAL BRITISH EMPIRE	—	—	—	—	—	1,88,843	2,08,409	2,20,468	1,92,373	1,72,727
Germany	—	—	—	—	—	58,582	91,022	1,29,756	1,48,453	1,07,389
Netherlands	—	—	—	—	—	7,051	..	..	..	..
United States of America—										
Vid Atlantic Coast	—	—	—	—	—	11,189	28,172	42,515	35,020	42,229
„ Pacific „	—	—	—	—	—	..	55	1	..	..
Other Foreign Countries	—	—	—	—	—	184	4,768	1,277	5,585	6,320
TOTAL FOREIGN COUNTRIES	—	—	—	—	—	76,956	1,24,017	1,73,549	1,89,058	2,15,947

No. 10—*continued*

ARTICLES, AND COUNTRIES OF CONSIGNMENT; ALSO SHARE OF EACH PROVINCE	QUANTITY					VALUE				
	1932-33	1933-34	1934-35	935-36	1936-37	1932-33	1933-34	1934-35	1935-36	1936-37
Machinery and Millwork—*continued*										
Machinery, not being prime-movers or electrical machinery—continued						R	R	R	R	R
Agricultural machinery—*concluded*										
Other sorts (III. J)—*continued*										
Share of Bengal . .	—	—	—	—	—	*44,433*	*61,858*	*1,20,114*	*83,300*	*93,282*
„ *Bombay* . .	—	—	—	—	—	*23,938*	*27,124*	*24,302*	*16,635*	*21,568*
„ *Sind* . . .	—	—	—	—	—	*1,54,369*	*1,61,119*	*2,03,038*	*1,97,651*	*2,15,440*
„ *Madras* . .	—	—	—	—	—	*39,803*	*77,472*	*56,258*	*74,339*	*43,618*
„ *Burma* . .	—	—	—	—	—	*3,266*	*2,753*	*805*	*9,506*	*14,766*
TOTAL .	—	—	—	—	—	2,65,799	3,33,326	3,94,017	3,81,431	3,88,674
Total of Agricultural machinery—										
United Kingdom (*including* Channel Islands) . .	—	—	—	—	—	2,45,019	3,83,061	5,04,777	3,00,589	3,12,986
Union of South Africa .	—	—	—	—	—	5,603	8,044	1,046	..	..
Kenya Colony . . .	—	—	—	—	—	..	7,464	1,780	..	..
Canada—										
Vid Atlantic Coast . .	—	—	—	—	—	..	11,493	392	373	1,347
Commonwealth of Australia	—	—	—	—	—	11,009	257	..	152	189
Other British Possessions .	—	—	—	—	—	2,689	523	1,543	662	1,256
TOTAL BRITISH EMPIRE .	—	—	—	—	—	2,64,320	4,10,842	5,09,488	3,01,776	3,15,778
Sweden	—	—	—	—	—	24,095	..	112	6	451
Germany	—	—	—	—	—	77,258	1,18,993	1,93,689	2,42,853	3,64,602
Netherlands . . .	—	—	—	—	—	7,138	..	130	50	..
Belgium	—	—	—	—	—	1,918	9,741	1,801	15,188	8,258
United States of America— *Vid* Atlantic Coast . .	—	—	—	—	—	3,21,389	4,65,906	4,07,668	4,00,813	5,08,621
„ Pacific „ . .	—	—	—	—	—	..	11,073	1,043	958	114
Other Foreign Countries .	—	—	—	—	—	2,398	2,374	1,388	4,475	4,770
TOTAL FOREIGN COUNTRIES .	—	—	—	—	—	4,34,197	6,08,087	6,05,281	6,64,383	8,86,816
Share of Bengal . .	—	—	—	—	—	*1,31,044*	*2,51,326*	*2,92,332*	*3,01,391*	*3,04,968*
„ *Bombay* . .	—	—	—	—	—	*1,26,491*	*2,03,046*	*4,35,288*	*2,51,165*	*4,16,980*
„ *Sind* . . .	—	—	—	—	—	*3,18,216*	*2,95,215*	*2,95,377*	*2,38,772*	*3,64,888*
„ *Madras* . .	—	—	—	—	—	*44,784*	*1,18,667*	*46,376*	*89,217*	*62,331*
„ *Burma* . .	—	—	—	—	—	*77,982*	*44,678*	*44,896*	*35,675*	*53,427*
TOTAL .	—	—	—	—	—	6,98,517	10,13,929	11,14,769	9,66,159	12,02,594
Boilers (III. J)—										
United Kingdom (*including* Channel Islands) . .	—	—	—	—	—	41,08,175	59,12,890	38,40 905	58,31,476	72,10,086
Ceylon (*excluding* Maldives)	—	—	—	—	—	8,472	..	3	..	..
Commonwealth of Australia	—	—	—	—	—	3,667	6,379	1,607	7,047	1,515
Other British Possessions .	—	—	—	—	—	37	24	295	865	120
TOTAL BRITISH EMPIRE .	—	—	—	—	—	41,20,351	59,19,293	38,42,810	58,39,388	72,11,721
Sweden	—	—	—	—	—	36,457	22,340	14,849	33,954	7,603
Poland (*including* Danzig) .	—	—	—	—	—	15,614	218	..	..	..
Germany	—	—	—	—	—	1,10,331	1,63,631	2,33,778	2,56,037	12,32,216
Netherlands . . .	—	—	—	—	—	45,611	1,94,859	3,523	6,087	807
Belgium	—	—	—	—	—	14,392	5,178	23,728	1,20,276	33,719
France	—	—	—	—	—	41,720	24,132	39,533	38,875	33,663
Switzerland . . .	—	—	—	—	—	779	..	1,796	5,768	596
Italy (*including* Fiume) .	—	—	—	—	—	2,026	30,250	265	469	268
Hungary	—	—	—	—	—	..	..	..	12,49,147	30,395
Czechoslovakia . . .	—	—	—	—	—	1,02,467	1,76,259	98,993	30,678	15,964
Japan	—	—	—	—	—	1,238	12,881	33,956	21,805	21,978
United States of America— *Vid* Atlantic Coast .	—	—	—	—	—	19,029	33,782	70,707	18,782	52,746
Other Foreign Countries .	—	—	—	—	—	3,139	2,701	7,166	4,746	4,078
TOTAL FOREIGN COUNTRIES .	—	—	—	—	—	3,92,803	6,66,226	5,47,694	17,86,574	14,93,083

No. 10—*continued*

ARTICLES, AND COUNTRIES OF CONSIGNMENT; ALSO SHARE OF EACH PROVINCE	Quantity					Value				
	1932-33	1933-34	1934-35	1935-36	1936-37	1932-33	1933-34	1934-35	1935-36	1936-37
Machinery and Millwork—*continued*						R	R	R	R	R
Machinery, not being *prime-movers* or *electrical machinery*—continued										
Boilers (III. J)—*continued*										
Share of Bengal	—	—	—	—	—	*16,31,735*	*34,70,215*	*17,39,986*	*21,40,809*	*52,18,096*
„ *Bombay*	—	—	—	—	—	*17,39,711*	*20,46,263*	*17,21,830*	*29,66,326*	*23,75,681*
„ *Sind*	—	—	—	—	—	*45,962*	*5,36,040*	*2,38,790*	*2,58,799*	*3,40,942*
„ *Madras*	—	—	—	—	—	*9,46,844*	*3,51,338*	*2,82,698*	*3,79,650*	*2,03,740*
„ *Burma*	—	—	—	—	—	*1,49,902*	*1,91,673*	*3,96,900*	*3,80,378*	*6,66,295*
TOTAL	—	—	—	—	—	45,13,154	66,85,519	43,70,504	76,25,962	87,04,754
Boot and shoe manufacturing machinery (III. J)—										
United Kingdom (*including* Channel Islands)	—	—	—	—	—	29,566	21,101	49,191	86,252	96,666
Other British Possessions	—	—	—	—	—	864	..	1,997	..	..
TOTAL BRITISH EMPIRE	—	—	—	—	—	30,430	21,101	51,188	86,252	96,666
Germany	—	—	—	—	—	398	4,618	1,02,267	29,987	2,373
Italy (*including* Fiume)	—	—	—	—	—	..	12,503	17,665	3,207	..
Czechoslovakia	—	—	—	—	—	..	2,122	1,33,725	2,05,973	3,25,955
Japan	—	..	—	—	—	12,249	24,313	1,00,134	1,27,860	51,648
United States of America—										
Vid Atlantic Coast	—	—	—	—	—	5,411	4,681	890	..	3,432
Other Foreign Countries	—	—	—	—	—	..	44	..	..	..
TOTAL FOREIGN COUNTRIES	—	—	—	—	—	18,053	48,281	3,54,681	3,67,027	3,83,408
Share of Bengal	—	—	—	—	—	*23,224*	*62,782*	*2,33,001*	*4,14,492*	*4,64,336*
„ *Bombay*	—	—	—	—	—	*20,923*	*6,690*	*35,478*	*26,432*	*13,703*
„ *Sind*	—	—	—	—	—	*4,336*	..	*24,902*	*12,355*	*302*
„ *Burma*	—	—	—	—	—	..	..	*2,488*	..	*1,727*
TOTAL	—	—	—	—	—	48,483	69,472	4,05,869	4,53,279	4,80,074
Leather tanning and curing machinery (III. J)—										
United Kingdom (*including* Channel Islands)	—	—	—	—	—	34,933	23,798	31,493	56,761	92,273
Commonwealth of Australia	—	—	—	—	—	137	..	..	..	..
TOTAL BRITISH EMPIRE	—	—	—	—	—	35,070	23,798	31,493	56,761	92,273
Germany	—	—	—	—	—	7,455	12,801	5,561	27,076	12,211
Netherlands	—	—	—	—	—	7,962	..	..	..	..
United States of America—										
Vid Atlantic Coast	—	—	—	—	—	3,787	3,657	14,834	8,029	18,131
Other Foreign Countries	—	—	—	—	—	1,292	..	..	400	4,322
TOTAL FOREIGN COUNTRIES	—	—	—	—	—	20,496	16,458	20,395	35,505	34,664
Share of Bengal	—	—	—	—	—	*35,524*	*20,759*	*30,352*	*38,761*	*55,594*
„ *Bombay*	—	—	—	—	—	*1,324*	*3,454*	*4,934*	*1,935*	*14,653*
„ *Sind*	—	—	—	—	—	*7,962*	*5,974*	..	*10,378*	..
„ *Madras*	—	—	—	—	—	*10,756*	*10,069*	*16,572*	*41,142*	*56,680*
TOTAL	—	—	—	—	—	55,566	40,256	1,01,888	92,266	1,26,937

No. 10—*continued*

ARTICLES, AND COUNTRIES OF CONSIGNMENT; ALSO SHARE OF EACH PROVINCE	QUANTITY					VALUE				
	1932-33	1933-34	1934-35	1935-36	1936-37	1932-33	1933-34	1934-35	1935-36	1936-3
Machinery and Millwork—*continued*										
Machinery, not being *prime-movers* or *electrical machinery*—continued						R	R	R	R	R
Metal working machinery (*including* machine tools) (III. J)(*a*)—										
United Kingdom (*including* Channel Islands)	—	—	—	—	—	10,48,719	11,91,382	9,53,164	12,36,956	—
Straits Settlements	—	—	—	—	—	5,362	8,435	1,890	3,275	—
Other British Possessions	—	—	—	—	—	1,967	1,103	807	1,343	—
TOTAL BRITISH EMPIRE	—	—	—	—	—	10,56,048	11,95,920	9,54,861	12,41,574	—
Sweden	—	—	—	—	—	1,137	8,310	1,534	8,788	—
Germany	—	—	—	—	—	2,92,640	2,63,579	1,80,308	3,65,853	—
Netherlands	—	—	—	—	—	474	5,443	..	17,707	—
Belgium	—	—	—	—	—	3,070	3,314	623	2,135	—
France	—	—	—	—	—	2,157	11,619	1,676	3,099	—
Switzerland	—	—	—	—	—	197	323	..	10,523	—
Italy (*including* Fiume)	—	—	—	—	—	4,226	6,669	1,065	3,783	—
Japan	—	—	—	—	—	3,154	4,717	7,380	24,672	—
United States of America—*Vid* Atlantic Coast	—	—	—	—	—	1,13,486	82,266	2,71,090	1,40,453	—
„ Pacific „	—	—	—	—	—	..	616	..	..	—
Other Foreign Countries	—	—	—	—	—	5,023	4,677	4,042	8,153	—
TOTAL FOREIGN COUNTRIES	—	—	—	—	—	4,25,564	3,91,535	4,67,718	5,85,361	—
Share of Bengal	—	—	—	—	—	*20,896*	*11,757*	*6,211*	*6,404*	—
„ *Bombay*	—	—	—	—	—	*11,89,289*	*10,74,759*	*9,53,075*	*11,86,300*	—
„ *Sind*	—	—	—	—	—	*1,40,363*	*2,39,390*	*2,18,568*	*3,40,391*	—
„ *Madras*	—	—	—	—	—	*70,732*	*39,078*	*1,285*	*1,25,176*	—
„ *Burma*	—	—	—	—	—	*80,532*	*1,72,474*	*2,43,790*	*1,68,666*	—
TOTAL	—	—	—	—	—	14,81,612	15,87,458	14,22,579	18,26,935	—
Machine tools, namely drilling, grinding, milling, planing and shaping machines and lathes (III. J) (*b*)—										
United Kingdom (*including* Channel Islands)	—	—	—	—	—	—	—	—	—	16,56,33
Other British possessions	—	—	—	—	—	—	—	—	—	55
TOTAL BRITISH EMPIRE	—	—	—	—	—	—	—	—	—	16,56,89
Sweden	—	—	—	—	—	—	—	—	—	24,76
Germany	—	—	—	—	—	—	—	—	—	6,01,04
Belgium	—	—	—	—	—	—	—	—	—	12,22
France	—	—	—	—	—	—	—	—	—	9,51
Czechoslovakia	—	—	—	—	—	—	—	—	—	5,17
Japan	—	—	—	—	—	—	—	—	—	1,51,91
United States of America—										
Vid Atlantic Coast	—	—	—	—	—	—	—	—	—	1,38,02
„ Pacific „	—	—	—	—	—	—	—	—	—	6,24
Other Foreign Countries	—	—	—	—	—	—	—	—	—	12,00
TOTAL FOREIGN COUNTRIES	—	—	—	—	—	—	—	—	—	6,60 91

(*a*) Sub-divided into two heads from 1936-37.
(*b*) Separately recorded from 1936-37.

No. 10—*continued*

ARTICLES, AND COUNTRIES OF CONSIGNMENT; ALSO SHARE OF EACH PROVINCE	Quantity					Value				
	1932-33	1933-34	1934-35	1935-36	1936-37	1932-33	1933-34	1934-35	1935-36	1936-37
						R	R	R	R	R
Machinery and Millwork—*continued*										
***Machinery*, not being *prime-movers* or *electrical machinery*—continued**										
Machine tools, namely drilling, grinding, milling, planing and shaping machines and lathes (III. J) (*a*)—*continued*										
Share of Bengal	—	—	—	—	—	—	—	—	—	*7,61,460*
,, *Bombay*	—	—	—	—	—	—	—	—	—	*9,09,076*
,, *Sind*	—	—	—	—	—	—	—	—	—	*2,78,782*
,, *Madras*	—	—	—	—	—	—	—	—	—	*3,04,850*
,, *Burma*	—	—	—	—	—	—	—	—	—	*63,632*
TOTAL	—	—	—	—	—	—	—	—	—	23,17,800
Others (III. J) (*a*)—										
United Kingdom (*including* Channel Islands)	—	—	—	—	—	—	—	—	—	3,78,195
Other British Possessions	—	—	—	—	—	—	—	—	—	641
TOTAL BRITISH EMPIRE	—	—	—	—	—	—	—	—	—	3,78,836
Germany	—	—	—	—	—	—	—	—	—	1,06,486
Netherlands	—	—	—	—	—	—	—	—	—	30,719
Belgium	—	—	—	—	—	—	—	—	—	7,965
Japan	—	—	—	—	—	—	—	—	—	13,720
United States of America—										
Vid Atlantic Coast	—	—	—	—	—	—	—	—	—	1,06,868
Other Foreign Countries	—	—	—	—	—	—	—	—	—	9,437
TOTAL FOREIGN COUNTRIES	—	—	—	—	—	—	—	—	—	2,75,195
Share of Bengal	—	—	—	—	—	—	—	—	—	*1,47,447*
,, *Bombay*	—	—	—	—	—	—	—	—	—	*3,31,778*
,, *Sind*	—	—	—	—	—	—	—	—	—	*197*
,, *Madras*	—	—	—	—	—	—	—	—	—	*18,252*
,, *Burma*	—	—	—	—	—	—	—	—	—	*1,56,357*
TOTAL	—	—	—	—	—	—	—	—	—	6,54,031
Mining machinery—										
Coal (III. J)—										
United Kingdom (*including* Channel Islands)	—	—	—	—	—	2,78,306	2,04,619	1,52,157	1,59,505	1,64,093
Germany	—	—	—	—	—	289	..	1,94,891	7,521	4,926
United States of America— *Vid* Atlantic Coast	—	—	—	—	—	20,280	24,648	26,090	49,844	30,445
,, Pacific ,,	—	—	—	—	—	..	1,872	..	..	..
Other Foreign Countries	—	—	—	—	—	1,497	74	..	..	..
TOTAL FOREIGN COUNTRIES	—	—	—	—	—	22,066	26,594	2,21,581	57,365	44,371
Share of Bengal	—	—	—	—	—	*2,68,874*	*2,87,392*	*3,45,861*	*2,08,564*	*1,92,967*
,, *Bombay*	—	—	—	—	—	*6,798*	*31,121*	*4,501*	*4,914*	*2,533*
,, *Madras*	—	—	—	—	—	*19,700*	*2,770*	*23,376*	*3,392*	*12,964*
TOTAL	—	—	—	—	—	2,95,372	3,21,213	3,73,738	2,16,870	2,08,464
Other sorts (III. J)—										
United Kingdom (*including* Channel Islands)	—	—	—	—	—	22,98,017	18,50,330	18,35,458	14,66,430	20,49,527
Straits Settlements	—	—	—	—	—	38,018	60,457	54,675	64,017	1,81,937
TOTAL BRITISH EMPIRE	—	—	—	—	—	23,31,935	19,10,787	18,90,133	15,30,503	21,81,484

(*a*) Separately recorded from 1936-37.

No. 10—*continued*

ARTICLES, AND COUNTRIES OF CONSIGNMENT; ALSO SHARE OF EACH PROVINCE	QUANTITY					VALUE				
	1932-33	1933-34	1934-35	1935-36	1936-37	1932-33	1933-34	1934-35	1935-36	1936-37
Machinery and Millwork—*continued*						R	R	R	R	R
Machinery, not being prime-movers or electrical machinery—continued										
Mining machinery—*continued*										
Other sorts (III. J)—*contd.*										
Poland (*including* Danzig)	—	—	—	—	—	..	..	..	..	4,76,714
Germany	—	—	—	—	—	507	168	20,987	1,34,274	4,93,713
Netherlands	—	—	—	—	—	..	..	..	6,675	736
Belgium	—	—	—	—	—	87,470	47,941	8,64,114	11,24,950	18,90,658
France	—	—	—	—	—	..	..	..	13	7,750
United States of America—*Vid* Atlantic Coast	—	—	—	—	—	6,55,594	6,61,327	14,82,577	6,29,194	17,17,652
„ Pacific „	—	—	—	—	—	4,17,726	2,99,095	5,92,885	4,75,859	3,76,625
Other Foreign Countries	—	—	—	—	—	..	4,001	807	3,346	341
TOTAL FOREIGN COUNTRIES	—	—	—	—	—	11,61,297	10,12,532	29,61,314	23,74,311	49,64,189
Share of Bengal	—	—	—	—	—	..	*1,12,667*	*33,700*	*42,362*	*51,467*
„ *Bombay*	—	—	—	—	—	*73,912*	*42,253*	*19,730*	*44,416*	*62,778*
„ *Sind*	—	—	—	—	—	*3,70,625*	*3,61,253*	*4,41,963*	*6,02,805*	*6,67,674*
„ *Madras*	—	—	—	—	—	*87,110*	*1,14,907*	*29,794*	*732*	*4,327*
„ *Burma*	—	—	—	—	—	*29,62,485*	*22,61,540*	*43,26,210*	*33,14,499*	*63,59,437*
TOTAL	—	—	—	—	—	34,93,232	29,23,319	48,51,447	39,04,814	71,45,673
Total of Mining machinery—										
United Kingdom (*including* Channel Islands)	—	—	—	—	—	25,72,223	21,44,949	19,87,615	16,25,991	22,13,640
Straits Settlements	—	—	—	—	—	33,018	60,457	54,675	64,017	1,31,937
TOTAL BRITISH EMPIRE	—	—	—	—	—	26,05,241	22,05,406	20,42,290	16,90,008	23,45,577
Poland (*including* Danzig)	—	—	—	—	—	..	..	..	..	4,76,714
Germany	—	—	—	—	—	795	168	2,15,622	1,41,795	4,98,639
Netherlands	—	—	—	—	—	..	..	..	6,675	736
Belgium	—	—	—	—	—	87,470	47,941	8,64,114	11,24,950	18,90 658
France	—	—	—	—	—	1,497	..	..	13	7,750
United States of America—*Vid* Atlantic Coast	—	—	—	—	—	6,75,874	6,85,975	15,09,267	6,79,038	17,57,097
„ Pacific „	—	—	—	—	—	4,17,726	3,00,967	5,92,885	4,75,859	3,76,625
Other Foreign Countries	—	—	—	—	—	..	4,075	807	3,346	341
TOTAL FOREIGN COUNTRIES	—	—	—	—	—	11,83,363	10,39,126	31,82,895	24,31,676	50,08,560
Share of Bengal	—	—	—	—	—	*2,63,874*	*3,99,989*	*3,79,661*	*2,80,926*	*2,44,434*
„ *Bombay*	—	—	—	—	—	*79,810*	*73,473*	*24,381*	*49,330*	*65,311*
„ *Sind*	—	—	—	—	—	*3,70,625*	*3,61,253*	*4,41,963*	*6,02,805*	*6,67,674*
„ *Madras*	—	—	—	—	—	*1,06,819*	*1,47,677*	*53,170*	*4,124*	*17,291*
„ *Burma*	—	—	—	—	—	*29,62,485*	*22,61,540*	*43,26,210*	*33,14,499*	*63,59,437*
TOTAL	—	—	—	—	—	37,83,604	32,44,532	52,25,185	41,21,684	73,54,137
Oil crushing and refining machinery (III. J)—										
United Kingdom (*including* Channel Islands)	—	—	—	—	—	12,00,954	18,49,389	11,64,298	9,11,627	12,69,596
Poland (*including* Danzig)	—	—	—	—	—	..	..	..	..	6,583
Germany	—	—	—	—	—	5,23,094	5,66,246	6,42,061	7,32,615	9,86,956
Netherlands	—	—	—	—	—	21,141	14,504	3,447	1,254	2,891
Belgium	—	—	—	—	—	24,367	1,615	1,01,079	1,94,241	20,618
France	—	—	—	—	—	6,448	1,245	19,549	3,221	2,483
Italy (*including* Fiume)	—	—	—	—	—	5,642	2,843	658	..	..
United States of America—*Vid* Atlantic Coast	—	—	—	—	—	84,325	93,352	1,52,797	1,93,663	2,32,920
„ Pacific „	—	—	—	—	—	31,735	1,58,709	35,815	1,33,359	2,30,599
Other Foreign Countries	—	—	—	—	—	2,465	6,193	8,342	6,953	1,132
TOTAL FOREIGN COUNTRIES	—	—	—	—	—	8,99,217	8,49,707	9,63,748	12 65,306	14,90,177

No. 10—*continued*

ARTICLES, AND COUNTRIES OF CONSIGNMENT; ALSO SHARE OF EACH PROVINCE	QUANTITY					VALUE				
	1932-33	1933-34	1934-35	1935-36	1936-37	1932-33	1933-34	1934-35	1935-36	1936-37
						R	R	R	R	R
Machinery and Millwork—*continued*										
Machinery, not being prime-movers or electrical machinery—continued										
Oil crushing and refining machinery (III. J)—*continued*										
Share of Bengal	—	—	—	—	—	*9,23,342*	*11,45,550*	*12,87,702*	*15,47,506*	*13,24,260*
„ *Bombay*	—	—	—	—	—	*4,54,679*	*4,63,365*	*4,46,504*	*3,85,368*	*5,27,333*
„ *Sind*	—	—	—	—	—	*49,961*	*12,019*	*14,836*	*36,193*	*1,85,261*
„ *Madras*	—	—	—	—	—	*19,439*	*5,720*	*308*	*915*	*7,966*
„ *Burma*	—	—	—	—	—	*4,53,747*	*10,72,462*	*3,79,296*	*2,09,951*	*7,14,953*
TOTAL	—	—	—	—	—	19,00,171	26,99,096	21,28,646	21,76,933	27,59,793
Paper mill machinery (III. J)—										
United Kingdom (*including* Channel Islands)	—	—	—	—	—	4,85,060	8,56,362	7,55,109	5,84,837	5 15,806
Union of South Africa	—	—	—	—	—	..	..	..	50	..
Canada—*Vid* Atlantic Coast	—	—	—	—	—	..	70,937	..	13,101	..
TOTAL BRITISH EMPIRE	—	—	—	—	—	4,85,060	9,27,299	7,55,109	5,97,983	6,15,806
Sweden	—	—	—	—	—	8,321	7,945	8,991	35,021	41,322
Germany	—	—	—	—	—	26,802	46,002	54,587	1,22,061	53,298
Belgium	—	—	—	—	—	1,894	26,558	201	7,205	11,640
Italy (*including* Fiume)	—	—	—	—	—	..	..	18,940	3,377	416
Austria	—	—	—	—	—	4,509	1,441	21,292	17,010	6,419
United States of America—*Vid* Atlantic Coast	—	—	—	—	—	3,028	90,317	38,020	14,598	54,358
Other Foreign Countries	—	—	—	—	—	1,623	3,066	4,701	8,664	1,848
TOTAL FOREIGN COUNTRIES	—	—	—	—	—	46,177	1,75,324	1,41,732	2,07,936	1,69,303
Share of Bengal	—	—	—	—	—	*4,95,514*	*10,63,559*	*8,30,031*	*7,46,792*	*7,16,757*
„ *Bombay*	—	—	—	—	—	*33,699*	*35,985*	*51,811*	*56,407*	*60,098*
„ *Sind*	—	—	—	—	—	..	..	*7,381*	..	..
„ *Madras*	—	—	—	—	—	*2,024*	*3,079*	*7,718*	*3,725*	*8,254*
TOTAL	—	—	—	—	—	5,31,237	11,02,623	8,96,941	8,05,924	7,85,109
Pumping machinery (III. J) (*a*)—										
United Kingdom (*including* Channel Islands)	—	—	—	—	—	—	13,44,582	20,43,512	20,51,508	21,50,411
Straits Settlements	—	—	—	—	—	—	10,228	10,761	4,901	25,726
Other British Possessions	—	—	—	—	—	—	1,589	..	3,138	1,965
TOTAL BRITISH EMPIRE	—	—	—	—	—	—	13,56,399	20,54,273	20,59,547	21,78,102
Sweden	—	—	—	—	—	—	4,588	8,189	815	11,022
Norway	—	—	—	—	—	—	272	13,166	644	1,480
Germany	—	—	—	—	—	—	1,26,357	2,00,198	2,52,147	2,47,498
Netherlands	—	—	—	—	—	—	37,455	14,947	55,838	13,547
Belgium	—	—	—	—	—	—	30,536	3,006	68,473	9,404
France	—	—	—	—	—	—	12,884	17,293	6,434	30,062
Switzerland	—	—	—	—	—	—	2,837	51,863	19,325	83,148
Italy (*including* Fiume)	—	—	—	—	—	—	41,442	28,197	17,838	3,303
Austria	—	—	—	—	—	—	7,116	5,944	7,160	9,996
Japan	—	—	—	—	—	—	20,576	37,352	28,572	39,314
United States of America—*Vid* Atlantic Coast	—	—	—	—	—	—	2,73,011	4,82,752	4,72,359	4,07,936
„ Pacific „	—	—	—	—	—	—	73,316	39,647	63,399	15,213
Other Foreign Countries	—	—	—	—	—	—	6,849	5,823	10,402	7,388
TOTAL FOREIGN COUNTRIES	—	—	—	—	—	—	6,87,689	9,08,382	9,08,904	8,79,316

(*a*) Separately recorded from 1933-34

No. 10—*continued*

ARTICLES, AND COUNTRIES OF CONSIGNMENT; ALSO SHARE OF EACH PROVINCE	QUANTITY					VALUE				
	1932-33	1933-34	1934-35	1935-36	1936-37	1932-33	1933-34	1934-35	1935-36	1936-37
Machinery and Millwork—*continued*						R	R	R	R	R
Machinery, not being prime-movers or electrical machinery—continued										
Pumping machinery (III. J) (a)—*continued*										
Share of Bengal . .	—	—	—	—	—	—	*2,04,533*	*2,08,189*	*12,26,167*	*14,12,342*
,, *Bombay* . .	—	—	—	—	—	—	*5,44,366*	*5,72,059*	*5,36,486*	*7,30,541*
,, *Sind* . .	—	—	—	—	—	—	*1,46,251*	*2,28,331*	*1,71,546*	*2,19,856*
,, *Madras* . .	—	—	—	—	—	—	*1,44,426*	*2,63,769*	*2,66,649*	*2,19,003*
,, *Burma* . .	—	—	—	—	—	—	*3,52,442*	*6,36,316*	*5,57,662*	*4,24,661*
TOTAL .	—	—	—	—	—	—	19,94,088	29,62,655	30,58,451	30,57,418
Refrigerating machinery (III. J)—										
United Kingdom (*including* Channel Islands) . .	—	—	—	—	—	1,16,053	1,06,679	2,49,574	2,01,176	2,44,513
Ceylon (*excluding* Maldives) .	—	—	—	—	—	150	28	348	..	5,424
Other British Possessions .	—	—	—	—	—	..	..	4,762	517	5,657
TOTAL BRITISH EMPIRE .	—	—	—	—	—	1,16,203	1,06,707	2,54,684	2,01,693	2,55,594
Sweden	—	—	—	—	—	..	233	703	8,112	1,46,706
Denmark	—	—	—	—	—	3,167	20,188	9,629	6,598	97
Germany	—	—	—	—	—	57,326	18,346	18,776	1,10,066	4,977
Belgium	—	—	—	—	—	727	..	15	59,521	..
Spain	—	—	—	—	—	..	3,371	193	5 735	1,337
Portugal (*including* Azores and Madeira) . . .	—	—	—	—	—	..	5,684	6,203	3,545	6,651
Switzerland . . .	—	—	—	—	—	110	26,398	341	..	1,786
United States of America—*Vid* Atlantic Coast . .	—	—	—	—	—	7,05,295	7,55,776	8,02,353	9,59,388	11,22,909
,, Pacific ,, . .	—	—	—	—	—	313	..	2,794	1,115	7,659
Other Foreign Countries .	—	—	—	—	—	2,298	1,598	2,497	6,840	6,350
TOTAL FOREIGN COUNTRIES .	—	—	—	—	—	7,69,236	8,41,589	8,50,504	11,61,220	12,98,522
Share of Bengal . .	—	—	—	—	—	*1,73,199*	*2,10,042*	*4,27,194*	*5,31,622*	*5,65,931*
,, *Bombay* . .	—	—	—	—	—	*5,12,893*	*5,54,159*	*4,66,743*	*3,69,456*	*5,68,546*
,, *Sind* . .	—	—	—	—	—	*1,69,603*	*95,369*	*80,334*	*1,70,176*	*2,37,127*
,, *Madras* . .	—	—	—	—	—	*4,393*	*55,833*	*1,04,835*	*2,62,509*	*72,041*
,, *Burma* . .	—	—	—	—	—	*24,155*	*23,103*	*26,397*	*79,155*	*1,07,471*
TOTAL .	—	—	—	—	—	8,85,439	9,48,296	11,05,188	14,62,913	15,54,116
Rice and flour mill machinery (III. J)—										
United Kingdom (*including* Channe Islands) . .	—	—	—	—	—	3,55,061	3,57,516	3,51,395	4,03,252	3,36,363
Straits Settlements . .	—	—	—	—	—	5,033	3,410	4,753	3,339	985
Other British Possessions .	—	—	—	—	—	1,073	208	..	422	3,243
TOTAL BRITISH EMPIRE .	—	—	—	—	—	3,61,167	3,61,134	3,56,148	4,07,563	3,41,091
Denmark	—	—	—	—	—	23,513	22,913	22,088	23,552	36,948
Germany	—	—	—	—	—	3,41,785	1,51,606	2,22,221	2,50,882	2,22,603
Netherlands . . .	—	—	—	—	—	16,972	10,185	3,930	3,703	1,905
Belgium	—	—	—	—	—	17,256	15,991	12,215	22,854	9,551
France	—	—	—	—	—	11,316	2,327	..	7,455	2,399
Switzerland . . .	—	—	—	—	—	29,535	26,062	35,449	45,868	98,087
Italy (*including* Fiume) .	—	—	—	—	—	14,832	1,780	14,005	756	1,140
Austria	—	—	—	—	—	1,668	1,032	1,471	1,715	5,261
Japan	—	—	—	—	—	342	2,426	6,564	7,427	11,737
United States of America—*Vid* Atlantic Coast . .	—	—	—	—	—	62,695	65,660	77,189	70,754	67,772
,, Pacific ,, . .	—	—	—	—	—	..	..	10,031	—	..
Other Foreign Countries .	—	—	—	—	—	..	..	1,519	3,289	1,208
TOTAL FOREIGN COUNTRIES	—	—	—	—	—	5,19,924	2,09,982	4,06,672	4,38,205	4,58,446

(a) Separately recorded from 1933-34.

No. 10—*continued*

ARTICLES, AND COUNTRIES OF CONSIGNMENT; ALSO SHARE OF EACH PROVINCE	QUANTITY					VALUE				
	1932-33	1933-34	1934-35	1935-36	1936-37	1932-33	1933-34	1934-35	1935-36	1936-37
Machinery and Millwork—*continued*										
***Machinery*, not being *prime-movers* or *electrical machinery*—continued**						R	R	R	R	R
Rice and flour mill machinery (III. J)—*continued*										
Share of Bengal	—	—	—	—	—	*2,01,558*	*2,11,522*	*2,75,733*	*2,94,041*	*2,31,069*
,, *Bombay*	—	—	—	—	—	*1,35,816*	*1,08,595*	*1,61,842*	*1,65,021*	*1,35,984*
,, *Sind*	—	—	—	—	—	*1,77,413*	*54,768*	*69,190*	*77,448*	*1,55,959*
,, *Madras*	—	—	—	—	—	*2,08,017*	*1,97,239*	*2,09,003*	*1,75,302*	*1,01,071*
,, *Burma*	—	—	—	—	—	*1,58,292*	*82,942*	*2,57,003*	*2,23,956*	*1,75,454*
TOTAL	—	—	—	—	—	8,81,091	6,61,116	9,62,820	9,35,768	7,99,537
Saw mill and wood working machinery (III. J)—										
United Kingdom (*including* Channel Islands)	—	—	—	—	—	2,22,179	2,37,769	2,61,032	4,09,173	3,42,553
Other British Possessions	—	—	—	—	—	47	48	18	1,032	4,759
TOTAL BRITISH EMPIRE	—	—	—	—	—	2,22,226	2,37,817	2,61,050	4,10,205	3,47,312
Sweden	—	—	—	—	—	488	1,073	356	8,924	7,086
Germany	—	—	—	—	—	23,030	28,209	28,070	70,672	66,287
Belgium	—	—	—	—	—	7,988	2,603	1,752	3,104	2,233
United States of America—										
Vid Atlantic Coast	—	—	—	—	—	15,749	12,302	10,345	19,485	26,105
Other Foreign Countries	—	—	—	—	—	9,519	7,753	7,373	10,000	3,119
TOTAL FOREIGN COUNTRIES	—	—	—	—	—	56,764	52,540	47,896	1,12,185	1,04,930
Share of Bengal	—	—	—	—	—	*38,348*	*23,154*	*32,931*	*48,856*	*63,698*
,, *Bombay*	—	—	—	—	—	*51,795*	*69,458*	*88,418*	*1,75,466*	*1,21,107*
,, *Sind*	—	—	—	—	—	*25,572*	*19,296*	*25,156*	*56,497*	*66,428*
,, *Madras*	—	—	—	—	—	*32,491*	*25,285*	*35,057*	*43,574*	*31,528*
,, *Burma*	—	—	—	—	—	*1,30,483*	*1,53,164*	*1,27,384*	*1,48,197*	*1,69,481*
TOTAL	—	—	—	—	—	2,78,990	2,90,357	3,08,946	5,22,300	4,52,242
Sewing and knitting machines and parts thereof—										
Sewing and knitting machines (III. J)—	No.	No.	No.	No.	No.					
United Kingdom (*including* Channel Islands)	27,838	39,804	62,867	60,251	42,098	29,17,217	31,82,705	58,43,573	47,23,638	34,02,815
Other British Possessions	44	45	33	28	24	1,842	2,953	1,356	1,043	1,194
TOTAL BRITISH EMPIRE	27,882	39,849	62,900	60,279	42,122	29,19,059	31,85,658	58,44,929	47,24,681	34,04,009
Sweden	18	6	204	678	254	6,698	1,414	13,984	40,864	16,550
Germany	10,021	13,795	18,138	21,889	21,202	9,95,958	11,09,023	13,93,339	16,16,580	15,38,530
France	..	1	8	3	1	..	708	2,411	11,204	116
Switzerland	1	..	2	1	9	293	..	838	414	12,165
Austria	..	10	18	117	50	..	1,014	859	7,165	2,887
Czechoslovakia	4	..	2	54	202	671	..	103	2,576	10,337
Iraq	1	8	141	1	..	50	240	6,174	65	..
Japan	130	822	1,413	1,254	794	26,901	22,455	67,161	98,655	1,39,286
United States of America—										
Vid Atlantic Coast	297	331	468	307	129	1,10,060	91,705	1,08,062	61,960	17,273
,, Pacific ,,	..	..	..	..	9	..	..	..	..	2,354
Other Foreign Countries	95	69	65	172	19	16,804	7,334	8,469	11,781	1,733
TOTAL FOREIGN COUNTRIES	11,227	15,087	20,454	24,476	22,669	11,47,499	12,34,873	15,96,499	18,50,704	17,41,531

No. 10—*continued*

ARTICLES, AND COUNTRIES OF CONSIGNMENT: ALSO SHARE OF EACH PROVINCE	QUANTITY					VALUE				
	1932-33	1933-34	1934-35	1935-36	1936-37	1932-33	1933-34	1934-35	1935-36	1936 3
						R	R	R	R	R
Machinery and Millwork—*continued*										
Machinery, not being prime-movers or electrical machinery—continued										
Sewing and knitting machines and parts thereof—*continued*										
Sewing and knitting machines (III. J)—*continued*	No.	No.	No.	No.	No.					
Share of Bengal . .	*9,339*	*17,935*	*25,264*	*27,135*	*19,465*	*9,67,664*	*13,75,116*	*30,23,325*	*21,14,137*	*15,71,4*
„ *Bombay* . .	*10,039*	*13,362*	*16,769*	*19,576*	*15,436*	*11,18,525*	*12,16,646*	*16,35,547*	*16,29,068*	*13,95,9*
„ *Sind* . . .	*12,458*	*12,405*	*23,035*	*21,314*	*17,561*	*12,42,065*	*9,08,744*	*14,36,642*	*13,56,100*	*11,34,4*
„ *Madras* . .	*4,877*	*6,900*	*8,604*	*7,289*	*6,245*	*4,89,161*	*5,53,370*	*7,38,138*	*6,57,905*	*5,31,0*
„ *Burma* . .	*3,346*	*4,294*	*7,682*	*9,442*	*6,038*	*2,49,103*	*3,66,156*	*6,07,182*	*5,19,935*	*5,72,0*
TOTAL .	39,109	54,886	83,354	84,755	64,791	40,66,483	44,20,531	74,41,829	65,75,445	51,45,5
Parts of sewing and knitting machines and accessories (III. J)—										
United Kingdom (*including* Channel Islands) . .	—	—	—	—	—	2,50,623	3,57,372	4,60,958	5,47,915	5,16,9
Other British Possessions .	—	—	—	—	—	63	667	9	48	1
TOTAL BRITISH EMPIRE .	—	—	—	—	—	2,50,686	3,58,039	4,60,967	5,47,963	5,16,9
Germany	—	—	—	—	—	1,90,027	2,23,828	3,35,698	3,85,648	3,51,6
Czechoslovakia . . .	—	—	—	—	—	..	3,724	..	..	5,1
Japan	—	—	—	—	—	7,751	5,714	23,895	22,359	57,4
United States of America—										
Vid Atlantic Coast .	—	—	—	—	—	5,285	13,254	25,616	13,236	16,5
„ Pacific „ . .	—	—	—	—	—	..	..	..	..	2
Other Foreign Countries .	—	—	—	—	—	827	7,611	893	826	3,4
TOTAL FOREIGN COUNTRIES .	—	—	—	—	—	2,03,940	2,53,131	3,86,102	3,21,609	4,34,4
Share of Bengal . .	—	—	—	—	—	*74,048*	*1,69,932*	*2,29,634*	*2,30,912*	*3,64,4*
„ *Bombay* . .	—	—	—	—	—	*1,19,564*	*97,494*	*1,27,779*	*1,10,342*	*84,3*
„ *Sind* . . .	—	—	—	—	—	*1,55,765*	*2,28,331*	*3,39,611*	*2,60,303*	*3,53,4*
„ *Madras* . .	—	—	—	—	—	*29,561*	*53,314*	*57,074*	*76,389*	*35,1*
„ *Burma* . .	—	—	—	—	—	*34,260*	*71,099*	*92,921*	*1,01,626*	*1,13,5*
TOTAL .	—	—	—	—	—	4,54,536	6,11,170	8,47,069	8,69,572	9,51,3
Sugar machinery (III. J)—										
United Kingdom (*including* Channel Islands) . .	—	—	—	—	—	91,45,018	1,95,87,559	73,60,509	49,70,581	68,49,6
Straits Settlements . .	—	—	—	—	—	..	6,528	833	1,511	3,9
Other British Possessions .	—	—	—	—	—	38	..	..	..	1
TOTAL BRITISH EMPIRE .	—	—	—	—	—	91,45,056	1,95,94,087	73,61,342	49,72,092	68,53,6
Sweden	—	—	—	—	—	..	238	..	1,690	17,7
Germany	—	—	—	—	—	17,88,649	88,11,442	11,41,661	10,74,103	12,09,8
Netherlands . . .	—	—	—	—	—	10,88,971	60,58,605	6,81,545	1,05,324	4,16,1
Belgium	—	—	—	—	—	31,76,282	84,79,288	18,127	10,735	12,0
France	—	—	—	—	—	26,880	29,541	10,30,125	40,114	18,9
Italy (*including* Fiume) .	—	—	—	—	—	231	13,444	4,805	10,395	5
Czechoslovakia . . .	—	—	—	—	—	68,019	11,13,491	1,88,818	23,229	17,9
Java	—	—	—	—	—	..	5,542	32,423	2,20,180	6,19,6
Japan	—	—	—	—	—	..	212	20,586	..	4
United States of America—										
Vid Atlantic Coast .	—	—	—	—	—	16,324	22,021	70,889	1,18,640	3,49,3
Other Foreign Countries .	—	—	—	—	—	2,734	5,908	1,108	..	5
TOTAL FOREIGN COUNTRIES .	—	—	—	—	—	61,62,070	1,40,44,727	31,84,092	15,99,410	26,62,8

No. 10—*continued*

ARTICLES, AND COUNTRIES OF CONSIGNMENT; ALSO SHARE OF EACH PROVINCE	QUANTITY					VALUE				
	1932-33	1933-34	1934-35	1935-36	1936-37	1932-33	1933-34	1934-35	1935-36	1936-37
						R	R	R	R	R
Machinery and Millwork—*continued*										
Machinery, not being prime-movers or electrical machinery—continued										
Sugar machinery (III. J)—*contd.*										
Share of Bengal	—	—	—	—	—	*1,31,53,519*	*2,13,94,749*	*48,49,907*	*51,26,335*	*77,44,735*
„ *Bombay*	—	—	—	—	—	*11,08,916*	*65,93,005*	*24,02,972*	*11,42,003*	*10,40,051*
„ *Sind*	—	—	—	—	—	*6,26,660*	*46,98,396*	*7,89,255*	*59,990*	*1,71,854*
„ *Madras*	—	—	—	—	—	*4,18,783*	*8,96,848*	*16,23,587*	*1,87,725*	*4,37,540*
„ *Burma*	—	—	—	—	—	*3,848*	*55,816*	*3,50,713*	*35,449*	*1,22,282*
TOTAL	—	—	—	—	—	1,53,11,126	3,36,38,814	1,05,45,489	66,71,502	95,16,462
Tea machinery (III. J)—										
United Kingdom (*including* Channel Islands)	—	—	—	—	—	19,79,487	10,23,155	19,95,974	9,50,985	13,63,752
Ceylon (*excluding* Maldives)	—	—	—	—	—	1,22,588	1,44,765	1,88,971	2,77,677	89,953
Commonwealth of Australia	—	—	—	—	—	..	..	..	134	..
TOTAL BRITISH EMPIRE	—	—	—	—	—	21,02,075	11,67,920	21,84,945	12,28,796	14,53,705
Sweden	—	—	—	—	—	8,033	43,111	43,400	6,159	1,013
Germany	—	—	—	—	—	36,526	555	—	27,965	17,850
Belgium	—	—	—	—	—	..	16,947	544	..	..
United States of America—										
Vid Atlantic Coast	—	—	—	—	—	..	..	5,245	..	..
Other Foreign Countries	—	—	—	—	—	..	..	—	..	4,707
TOTAL FOREIGN COUNTRIES	—	—	—	—	—	44,559	60,613	49,189	34,124	23,570
Share of Bengal	—	—	—	—	—	*18,05,295*	*8,20,314*	*18,50,137*	*8,74,509*	*12,64,699*
„ *Bombay*	—	—	—	—	—	—	..	..	*205*	..
„ *Madras*	—	—	—	—	—	*3,41,339*	*4,08,219*	*3,33,328*	*3,38,106*	*2,11,322*
„ *Burma*	—	—	—	—	—	..	..	*769*	..	*1,251*
TOTAL	—	—	—	—	—	21,46,634	12,28,533	22,34,184	12,62,920	14,77,275
Textile machinery—										
Cotton—										
Bleaching and dyeing machinery (III. J)—										
United Kingdom (*including* Channel Islands)	—	—	—	—	—	2,11,003	1,90,992	1,11,026	1,70,142	88,731
Germany	—	—	—	—	—	74,619	2,04,419	2,08,587	4,18,190	4,69,085
Belgium	—	—	—	—	—	2,530	—	—	—	19 653
Switzerland	—	—	—	—	—	..	57	9,054	..	..
Italy (*including* Fiume)	—	—	—	—	—	7,280	8,466	56,169	39,905	4,240
United States of America—										
Vid Atlantic Coast	—	—	—	—	—	13,508	1,401	548	—	..
Other Foreign Countries	—	—	—	—	—	2,474	2,612	146	3,030	541
TOTAL FOREIGN COUNTRIES	—	—	—	—	—	1,00,411	2,16,955	2,74,448	4,61,125	4,93,519
Share of Bengal	—	—	—	—	—	..	..	*642*	..	..
„ *Bombay*	—	—	—	—	—	*2,96,991*	*3,75,287*	*3,24,931*	*6,04,489*	*5,77,250*
„ *Sind*	—	—	—	—	—	..	..	—	*16,778*	..
„ *Madras*	—	—	—	—	—	*11,459*	*32,639*	—	..	..
„ *Burma*	—	—	—	—	—	*2,964*	*21*	..	..	..
TOTAL	—	—	—	—	—	3,11,414	4,07,947	3,25,474	6,21,267	5,77,250

No. 10—*continued*

ARTICLES, AND COUNTRIES OF CONSIGNMENT; ALSO SHARE OF EACH PROVINCE	QUANTITY					VALUE				
	1932-33	1933-34	1934-35	1935-36	1936-37	1932-33	1933-34	1934-35	1935-36	1936-37
						R	R	R	R	R
Machinery and Millwork—*continued*										
Machinery, not being prime-movers or electrical machinery—continued										
Textile machinery—*continued*										
Cotton—*continued*										
Printing machinery (III. J)—										
United Kingdom (*including* Channel Islands)	—	—	—	—	—	92,615	41,032	1,02,994	1,26,324	1,23,158
Ceylon (*excluding* Maldives)	—	—	—	—	—	10	..	..	..	..
TOTAL BRITISH EMPIRE	—	—	—	—	—	92,625	41,032	1,02,994	1,26,324	1,23,158
Germany	—	—	—	—	—	73,885	33,385	6,204	7,577	22,502
Italy (*including* Fiume)	—	—	—	—	—	..	..	..	16,630	..
Other Foreign Countries	—	—	—	—	—	5,447	..	566	895	1,778
TOTAL FOREIGN COUNTRIES	—	—	—	—	—	79,332	33,385	6,770	25,102	24,280
Share of Bengal	—	—	—	—	—	..	..	*277*	*2,030*	..
" *Bombay*	—	—	—	—	—	*1,69,488*	*65,112*	*1,69,457*	*1,49,281*	*1,47,193*
" *Sind*	—	—	—	—	—	..	*2,863*	..	*115*	..
" *Madras*	—	—	—	—	—	*11,419*	*6,448*	..	..	..
" *Burma*	—	—	—	—	—	..	..	..	..	*240*
TOTAL	—	—	—	—	—	1,71,907	74,417	1,09,764	1,51,426	1,47,433
Spinning machinery (III. J)—										
United Kingdom (*including* Channel Islands)	—	—	—	—	—	1,08,26,743	93,31,447	1,26,60,457	94,00,167	67,48,200
Other British Possessions	—	—	—	—	—	655	..	..	185	88
TOTAL BRITISH EMPIRE	—	—	—	—	—	1,08,27,398	93,31,447	1,26,60,457	94,00,352	67,48,288
Sweden	—	—	—	—	—	..	14,131	1,145	4,306	..
Poland (*including* Danzig)	—	—	—	—	—	36,991	33,658	..	1,895	6,889
Germany	—	—	—	—	—	2,02,726	3,63,446	2,23,481	3,43,106	10,28,136
Belgium	—	—	—	—	—	5,618	724	16,891	5,884	8,831
France	—	—	—	—	—	30,760	63,477	1,11,265	1,39,668	1,28,143
Spain	—	—	—	—	—	1,89,862	2,41,853	2,78,309	3,00,228	1,62,083
Switzerland	—	—	—	—	—	81,972	2,20,610	1,08,906	2,19,861	10,41,147
Italy (*including* Fiume)	—	—	—	—	—	56,619	3,44,156	41,108	76,585	4,370
Austria	—	—	—	—	—	3,057	3,969	5,580	1,190	1,908
Czechoslovakia	—	—	—	—	—	4,721	1,672	971	5,202	2,422
Japan	—	—	—	—	—	1,41,859	1,89,407	1,95,772	1,97,837	2,34,432
United States of America—										
Vid Atlantic Coast	—	—	—	—	—	2,69,888	2,01,705	84,267	1,51,724	1,36,881
Other Foreign Countries	—	—	—	—	—	1,655	454	1,603	..	1,778
TOTAL FOREIGN COUNTRIES	—	—	—	—	—	9,81,658	16,78,612	10,69,298	14,47,576	17,56,459
Share of Bengal	—	—	—	—	—	*4,95,378*	*10,22,991*	*16,63,669*	*10,73,385*	*7,90,556*
" *Bombay*	—	—	—	—	—	*1,02,80,934*	*78,56,139*	*92,60,123*	*62,51,195*	*46,09,238*
" *Sind*	—	—	—	—	—	*17,340*	*4,486*	*6,88,488*	*33,819*	*7,53,095*
" *Madras*	—	—	—	—	—	*9,85,287*	*21,08,601*	*20,58,939*	*33,71,913*	*33,34,709*
" *Burma*	—	—	—	—	—	*26,117*	*19,352*	*28,536*	*17,616*	*24,146*
TOTAL	—	—	—	—	—	1,18,09,056	1,10,10,059	1,37,29,755	1,08,47,928	95,04,747
Weaving machinery (III. J)—										
United Kingdom (*including* Channel Islands)	—	—	—	—	—	60,07 306	55,91,764	56,92,072	49,25,065	41,95,209

No. 10—*continued*

ARTICLES, AND COUNTRIES OF CONSIGNMENT; ALSO SHARE OF EACH PROVINCE	QUANTITY					VALUE				
	1932-33	1933-34	1934-35	1935-36	1936-37	1932-33	1933-34	1934-35	1935-36	1936-37
						R	R	R	R	R
Machinery and Millwork—*continued*										
Machinery, not being prime-movers or electrical machinery—continued										
Textile *machinery—continued*										
Cotton—*continued*										
Weaving machinery (III. J) —*continued*										
Germany	—	—	—	—	—	5,58,229	9,50,144	3,70,575	2,87,996	6,06,495
Netherlands	—	—	—	—	—	49,681	26,458	42,478	56,641	25,543
Belgium	—	—	—	—	—	22,564	15,151	5,488	8,696	4,077
France	—	—	—	—	—	36,597	17,437	47,524	20,070	13,764
Switzerland	—	—	—	—	—	6,428	6,689	4,230	9,210	1,23,273
Italy (*including* Fiume)	—	—	—	—	—	84,715	1,79,650	1,00,287	23,254	41,884
Austria	—	—	—	—	—	5,871	21,322	48,190	50,270	35,721
Czechoslovakia	—	—	—	—	—	38,232	20,107	3,582	20,404	63,923
Japan	—	—	—	—	—	44,184	2,01,210	1,84,016	2,17,592	3,30,295
United States of America—										
Vid Atlantic Coast	—	—	—	—	—	93,051	10,229	42,252	64,216	29,512
Other Foreign Countries	—	—	—	—	—	5,163	4,957	4,893	4,859	744
TOTAL FOREIGN COUNTRIES	—	—	—	—	—	9,44,710	14,53,354	8,53,505	7,63,208	12,75,226
Share of Bengal	—	—	—	—	—	*11,84,303*	*9,99,965*	*15,37,002*	*12,67,732*	*10,86,158*
„ *Bombay*	—	—	—	—	—	*55,11,544*	*50,73,066*	*42,44,759*	*40,23,761*	*35,87,172*
„ *Sind*	—	—	—	—	—	*36,758*	*48,252*	*1,97,306*	*1,11,763*	*2,19,306*
„ *Madras*	—	—	—	—	—	*3,06,225*	*2,24,335*	*5,65,087*	*2,64,955*	*5,75,140*
„ *Burma*	—	—	—	—	—	*3,268*	..	*1,483*	*46*	*2,619*
TOTAL	—	—	—	—	—	70,42,106	70,45,118	65,45,577	56,88,273	54,70,495
Other sorts (III. J)—										
United Kingdom (*including* Channel Islands)	—	—	—	—	—	11,81,179	13,46,328	24,00,374	16,87,684	13,15,730
Other British Possessions	—	—	—	—	—	3,794	..	..	..	530
TOTAL BRITISH EMPIRE	—	—	—	—	—	11,84,973	13,46,328	24,00,374	16,87,684	13,16,260
Poland (*including* Danzig)	—	—	—	—	—	..	..	..	38,879	..
Germany	—	—	—	—	—	3,00,693	2,76,044	5,59,339	6,58,785	6,64,754
Belgium	—	—	—	—	—	269	35,641	33,761	16,650	30,486
France	—	—	—	—	—	921	1,500	2,744	8,297	10,794
Switzerland	—	—	—	—	—	2,839	63,532	14,897	78,176	95,642
Italy (*including* Fiume)	—	—	—	—	—	4,189	24,367	1,12,264	1,30,252	66,600
Czechoslovakia	—	—	—	—	—	12,224	..	1,881	3,465	11,350
Japan	—	—	—	—	—	1,691	6,127	15,083	23,144	43,376
United States of America—										
Vid Atlantic Coast	—	—	—	—	—	2,225	26,346	1,53,161	68,894	1,33,228
Other Foreign Countries	—	—	—	—	—	..	287	6,188	1,769	488
TOTAL FOREIGN COUNTRIES	—	—	—	—	—	3,25,051	4,34,144	8,99,388	10,28,311	10,56,718
Share of Bengal	—	—	—	—	—	..	*4,07,171*	*2,05,195*	*3,55,077*	*77,808*
„ *Bombay*	—	—	—	—	—	*10,59,873*	*8,94,225*	*15,53,652*	*17,07,910*	*14,03,308*
„ *Sind*	—	—	—	—	—	*1,25,933*	*2,47,093*	*2,26,252*	*4,18,792*	*4,66,252*
„ *Madras*	—	—	—	—	—	*3,22,678*	*2,23,269*	*1,94,402*	*2,30,577*	*4,15,958*
„ *Burma*	—	—	—	—	—	*1,490*	*3,694*	*18,151*	*3,639*	*9,946*
TOTAL	—	—	—	—	—	15,10,024	17,80,472	32,99,762	27,15,995	23,72,978
Total of Cotton machinery—										
United Kingdom (*including* Channel Islands)	—	—	—	—	—	1,84,08,936	1,65,01,563	2,09,66,923	1,63,09,382	1,24,66,088
Other British Possessions	—	—	—	—	—	4,459	..	..	185	618
TOTAL BRITISH EMPIRE	—	—	—	—	—	1,84,13,395	1,65,01,563	2,09,66,923	1,63,09,567	1,24,66,706

No. 10—*continued*

ARTICLES, AND COUNTRIES OF CONSIGNMENT; ALSO SHARE OF EACH PROVINCE	QUANTITY					VALUE				
	1932-33	1933-34	1934-35	1935-36	1936-37	1932-33	1933-34	1934-35	1935-36	1936-37
Machinery and Millwork—*continued*										
***Machinery*, not being *prime-movers* or *electrical machinery*—continued**						R	R	R	R	R
Textile machinery—*continued*										
Cotton—*concluded*										
Total of Cotton Machinery—*concld.*										
Sweden	—	—	—	—	—	1,478	15,022	1,145	5,124	..
Poland (*including* Danzig)	—	—	—	—	—	38,955	33,881	1,559	41,198	7,559
Germany	—	—	—	—	—	12,10,102	18,27,439	13,68,186	17,15,654	27,90,972
Netherlands	—	—	—	—	—	50,391	26,958	42,965	57,708	25,542
Belgium	—	—	—	—	—	30,981	51,516	56,135	31,230	64,825
France	—	—	—	—	—	68,278	83,201	1,61,533	1,68,035	1,52,691
Spain	—	—	—	—	—	1,90,319	2,42,766	2,78,309	3,04,619	1,62,088
Switzerland	—	—	—	—	—	45,141	2,91,188	1,37,087	3,07,247	13,60,062
Italy (*including* Fiume)	—	—	—	—	—	1,52,803	5,56,639	3,09,627	2,80,626	1,17,094
Austria	—	—	—	—	—	14,823	25,201	57,743	52,013	37,623
Czechoslovakia	—	—	—	—	—	55,177	21,129	6,434	29,954	77,779
Japan	—	—	—	—	—	1,90,238	3,98,569	3,95,583	4,41,036	6,08,565
United States of America—*Vid* Atlantic Coast	—	—	—	—	—	3,80,212	2,39,681	2,80,243	2,84,834	2,99,121
Other Foreign Countries	—	—	—	—	—	2,209	3,171	6,660	44	2,285
TOTAL FOREIGN COUNTRIES	—	—	—	—	—	24,31,112	38,16,460	31,03,409	37,25,322	56,06,209
Share of Bengal	—	—	—	—	—	*16,33,686*	*24,30,127*	*24,66,686*	*26,98,239*	*19,54,321*
,, *Bombay*	—	—	—	—	—	*1,73,09,330*	*1,42,60,819*	*1,59,54,952*	*1,28,36,636*	*1,03,17,166*
,, *Sind*	—	—	—	—	—	*1,90,931*	*3,02,694*	*18,12,186*	*6,11,267*	*14,28,661*
,, *Madras*	—	—	—	—	—	*16,35,071*	*33,00,206*	*23,48,423*	*38,67,455*	*43,28,307*
,, *Burma*	—	—	—	—	—	*33,839*	*23,667*	*48,110*	*21,501*	*36,951*
TOTAL	—	—	—	—	—	2,08,44,507	2,03,18,013	2,40,70,332	2,00,34,889	1,80,72,908
Jute (III. J)—										
United Kingdom (*including* Channel Islands)	—	—	—	—	—	35,13,822	31,62,509	52,80,007	1,01,97,299	70,16,284
Straits Settlements	—	—	—	—	—	..	39	..	..	—
TOTAL	—	—	—	—	—	35,13,822	31,62,548	52,80,007	1,01,97,299	70,16,284
Finland	—	—	—	—	—	..	..	1,821	11,728	28,038
Sweden	—	—	—	—	—	7,438	2,768	4,106	16,038	10,608
Germany	—	—	—	—	—	28,772	25,429	50,417	3,53,036	98,508
Netherlands	—	—	—	—	—	2,002	1,070	7,111	20,391	4,073
Belgium	—	—	—	—	—	14,691	4,132	3,467	14,828	29,385
France	—	—	—	—	—	9,100	5,548	10,553	8,926	8,214
Spain	—	—	—	—	—	5,382	25,264	20,704	26,816	16,913
Japan	—	—	—	—	—	119	250	3,384	19,150	6,054
United States of America—*Vid* Atlantic Coast	—	—	—	—	—	14,658	1,987	13,289	3,71,769	1,76,196
Other Foreign Countries	—	—	—	—	—	3,859	1,664	7,790	3,507	2,778
TOTAL FOREIGN COUNTRIES	—	—	—	—	—	86,021	68,112	1,22,644	13,45,739	3,81,564
Share of Bengal	—	—	—	—	—	*35,93,354*	*31,90,060*	*51,66,036*	*1,14,88,319*	*73,72,905*
,, *Bombay*	—	—	—	—	—	*2,737*	*1,513*	..	*2,458*	*2,633*
,, *Madras*	—	—	—	—	—	*4,653*	*39,037*	*2,36,816*	*52,231*	*1,22,304*
TOTAL	—	—	—	—	—	36,00,743	32,30,660	54,02,851	1,15,43,088	73,97,842
Shuttles (*excluding* those for sewing machines) (III. J)—										
United Kingdom (*including* Channel Islands)	—	—	—	—	—	5,98,728	4,98,350	6,18,297	5,82,026	5,06,497

No. 10—*continued*

ARTICLES, AND COUNTRIES OF CONSIGNMENT; ALSO SHARE OF EACH PROVINCE	Quantity					Value				
	1932-33	1933-34	1934-35	1935-36	1936-37	1932-33	1933-34	1934-35	1935-36	1936-37
Machinery and Millwork—*continued*						R	R	R	R	R
Machinery, not being *prime-movers* or *electrical machinery*—continued										
Textile machinery—*continued*										
Shuttles (*excluding* those for sewing machines) (III, J) —*continued*										
Germany	—	—	—	—	—	9,444	1,567	5,412	7,014	2,194
France	—	—	—	—	—	3,223	3,590	353	..	..
Switzerland	—	—	—	—	—	26,516	12,705	742	113	..
Italy (*including* Fiume)	—	—	—	—	—	1,13,608	91,047	1,25,697	45,810	3,671
Japan	—	—	—	—	—	26,704	50,410	54,807	55,238	49,861
Other Foreign Countries	—	—	—	—	—	..	946	5,146	7,495	4,413
TOTAL FOREIGN COUNTRIES	—	—	—	—	—	1,84,500	1,61,265	1,91,657	1,15,720	60,139
Share of Bengal	—	—	—	—	—	*26,347*	*66,055*	*66,013*	*51,350*	*57,854*
„ *Bombay*	—	—	—	—	—	*7,20,128*	*5,70,040*	*7,26,800*	*5,14,750*	*4,94,796*
„ *Sind*	—	—	—	—	—	..	..	..	*215*	..
„ *Madras*	—	—	—	—	—	*29,866*	*18,258*	*12,242*	*29,917*	*12,485*
„ *Burma*	—	—	—	—	—	*1,882*	*1,362*	*4,399*	*1,014*	*1,501*
TOTAL	—	—	—	—	—	7,78,223	6,54,615	8,09,954	6,97,746	5,66,636
Wool machinery (III, J)—										
United Kingdom (*including* Channel Islands)	—	—	—	—	—	2,46,144	2,03,620	1,62,600	3,41,300	2,07,755
Poland (*including* Danzig)	—	—	—	—	—	..	10,016	..	..	..
Germany	—	—	—	—	—	39,064	20,724	1,703	13 278	64,857
Japan	—	—	—	—	—	..	..	5,999	11,834	7,264
Other Foreign Countries	—	—	—	—	—	680	3,130	2,711	5,276	1,941
TOTAL FOREIGN COUNTRIES	—	—	—	—	—	39,744	33,870	10,413	30,388	74,062
Share of Bengal	—	—	—	—	—	*63,239*	*1,39,652*	*53,694*	*1,33,972*	*1,20,201*
„ *Bombay*	—	—	—	—	—	*16,117*	*23,935*	*25,713*	*7,271*	*12,387*
„ *Sind*	—	—	—	—	—	*1,94,025*	*1,56,678*	*38,268*	*1,67,686*	*1,49,219*
„ *Madras*	—	—	—	—	—	*7,517*	*7,225*	*5,338*	*13,159*	..
TOTAL	—	—	—	—	—	2,85,888	3,27,490	1,73,013	3,71,088	2,81,817
Other sorts (III, J)—										
United Kingdom (*including* Channel Islands)	—	—	—	—	—	8,96,168	8,75,476	12,14,944	9,23,441	5,95,168
Other British Possessions	—	—	—	—	—	35	..	..	..	50
TOTAL BRITISH EMPIRE	—	—	—	—	—	8,96,203	8,75,476	12,14,944	9,23,441	5,95,218
Sweden	—	—	—	—	—	32,777	55,280	43,320	61,971	68,781
Germany	—	—	—	—	—	3,26,362	4,17,116	3,67,008	2,34,992	2,00,870
Belgium	—	—	—	—	—	133	1,890	6,222	10,041	11,150
France	—	—	—	—	—	17,071	33,320	33,825	72,265	30,146
Spain	—	—	—	—	—	..	2,469	26,402	..	..
Switzerland	—	—	—	—	—	17,523	1,02,641	20,552	11,735	19,171
Italy (*including* Fiume)	—	—	—	—	—	37,511	31,324	75,365	41,364	29,197
Japan	—	—	—	—	—	1,218	24,350	48,549	1,73,239	2,53,937
United States of America—*Vid* Atlantic Coast	—	—	—	—	—	6,102	13,887	33,530	15,919	5,312
Other Foreign Countries	—	—	—	—	—	2,520	..	1,046	2,451	893
TOTAL FOREIGN COUNTRIES	—	—	—	—	—	4,41,222	6,81,777	7,05,819	6,23,977	6,19,462
Share of Bengal	—	—	—	—	—	*1,08,553*	*1,35,035*	*3,01,243*	*1,48,312*	*1,75,336*
„ *Bombay*	—	—	—	—	—	*6,22,605*	*5,64,985*	*11,13,354*	*8,39,962*	*6,40,594*
„ *Sind*	—	—	—	—	—	*44,204*	*30,778*	*1,91,350*	*36 221*	*26,730*
„ *Madras*	—	—	—	—	—	*5,55,035*	*6,13,213*	*3,19,319*	*4,96,611*	*3,55,243*
„ *Burma*	—	—	—	—	—	*5,978*	*12,352*	*24,597*	*26,243*	*16,733*
TOTAL	—	—	—	—	—	13,37,425	15,57,258	19,20,763	15,47,418	12,14,680

No. 10—*continued*

ARTICLES, AND COUNTRIES OF CONSIGNMENT; ALSO SHARE OF EACH PROVINCE	Quantity					Value				
	1932-33	1933-34	1934-35	1935-36	1936-37	1932-33	1933-34	1934-35	1935-36	1936-37
Machinery and Millwork—*continued*						R	R	R	R	R
Machinery, not being prime-movers or electrical machinery—continued										
Textile machinery—*concluded*.										
Total of Textile Machinery—										
United Kingdom (*including* Channel Islands)	—	—	—	—	—	2,36,58,703	2,13,25,518	2,32,42,771	2,33,53,448	2,07,91,703
other British Possessions	—	—	—	—	—	4,494	39	..	185	668
TOTAL BRITISH EMPIRE	—	—	—	—	—	2,36,63,287	2,13,26,557	2,32,42,771	2,33,53,633	2,07,92,461
Finland	—	—	—	—	—	1,705	..	2,657	11,728	28,039
Sweden	—	—	—	—	—	41,693	78,070	48,573	83,133	79,389
Poland (*including* Danzig)	—	—	—	—	—	38,955	43,897	1,559	41,108	7,559
Germany	—	—	—	—	—	16,13,744	22,03,274	17,92,726	23,24,024	31,57,401
Netherlands	—	—	—	—	—	55,909	28,028	52,595	83,376	84,029
Belgium	—	—	—	—	—	45,810	57,538	68,111	56,009	1,05,357
France	—	—	—	—	—	1,03,261	1,25,659	2,06,264	2,49,226	1,91,051
Spain	—	—	—	—	—	1,95,701	2,70,499	3,26,017	3,31,885	1,78,996
Switzerland	—	—	—	—	—	89,180	4,11,138	1,58,510	3,23,776	12,79,283
Italy (*including* Fiume)	—	—	—	—	—	3,07,781	6,79,568	5,13,689	3,77,307	1,49,962
Austria	—	—	—	—	—	14,828	25,291	57,743	52,379	38,118
Czechoslovakia	—	—	—	—	—	55,177	22,707	6,893	31,979	80,161
Japan	—	—	—	—	—	3,18,279	4,73,579	5,07,822	7,00,547	9,25,681
United States of America—*Vid* Atlantic Coast	—	—	—	—	—	4,00,972	2,55,055	3,77,244	11,74,385	4,33,369
Other Foreign Countries	—	—	—	—	—	504	3,171	13,539	104	3,144
TOTAL FOREIGN COUNTRIES	—	—	—	—	—	31,83,499	47,61,474	41,33,942	58,41,146	67,41,429
Share of Bengal	—	—	—	—	—	*54,79,169*	*60,10,919*	*59,93,771*	*1,45,70,703*	*95,80,618*
" *Bombay*	—	—	—	—	—	*1,86,71,417*	*1,85,21,252*	*1,78,21,319*	*1,43,01 697*	*1,14,67,531*
" *Sind*	—	—	—	—	—	*4,18,319*	*5,40,150*	*20,62,074*	*8,15,449*	*16,14,811*
" *Madras*	—	—	—	—	—	*22,35,191*	*39,78,589*	*34,21,943*	*44,58,373*	*48,15,840*
" *Burma*	—	—	—	—	—	*41,699*	*37,051*	*77,606*	*48,557*	*55,240*
TOTAL	—	—	—	—	—	2,68,46,786	2,60,88,051	3,23,76,713	3,41,94,779	2,75,33,890
Typewriters—										
Typewriters (III. J)—	No.	No.	No	No.	No.					
United Kingdom (*including* Channel Islands)	241	732	219	429	669	34,737	1,05,530	27,759	65,516	84,319
Other British Possessions	14	19	81	39	36	822	1,404	6,198	4,227	1,663
TOTAL BRITISH EMPIRE	255	751	300	468	705	35,559	1,06,934	33,957	69,743	85,982
Germany	91	306	391	1,549	1,126	17,039	34,534	49,214	1,51,276	1,12,192
Switzerland	..	1	2	142	118	..	474	609	10,440	7,893
United States of America—										
Vid Atlantic Coast	3,579	5,486	14,485	13,665	13,806	5,06,259	5,99,850	14,89,890	14,05,809	13,"1,748
" Pacific "	1	13	2	10	35	75	2,287	19,977	547	3,443
Other Foreign Countries	18	21	45	38	39	2,202	1,424	3,247	4,004	6,122
TOTAL FOREIGN COUNTRIES	3,689	5,827	14,925	15,404	15,124	5,25,575	6,38,519	15,62,937	16,62,166	15,01,398
Share of Bengal	*2,106*	*4,426*	*11,625*	*10,788*	*11,126*	*3,01,283*	*4,72,739*	*11,74,481*	*11,29,080*	*10,28,523*
" *Bombay*	*1,069*	*1,093*	*1,693*	*2,645*	*2,012*	*1,51,192*	*1,35,227*	*2,03,058*	*3,09,515*	*2,35,346*
" *Sind*	*50*	*146*	*360*	*469*	*804*	*6,670*	*13,181*	*40,285*	*44,547*	*35,051*
" *Madras*	*579*	*395*	*1,354*	*1,659*	*2,005*	*80,881*	*1,11,657*	*1,56,219*	*2,03,246*	*2,45,124*
" *Burma*	*140*	*38*	*193*	*311*	*380*	*20,503*	*9,649*	*22,351*	*40,581*	*45,631*
TOTAL	3,944	6,578	15,225	15,972	15,829	5,61,184	7,45,453	15,06,894	17,81,969	15,87,380

No. 10—*continued*

ARTICLES, AND COUNTRIES OF CONSIGNMENT: ALSO SHARE OF EACH PROVINCE	QUANTITY					VALUE				
	1932-33	1933-34	1934-35	1935-36	1936-37	1932-33	1933-34	1934-35	1935-36	1936-37
						Rs	Rs	Rs	Rs	Rs
Machinery and Millwork—*continued*										
Machinery, not being prime-movers or electrical machinery—continued										
Typewriters—*continued.*										
Parts and accessories of typewriters (III. J)—										
United Kingdom (*including* Channel Islands)	—	—	—	—	—	60,666	88,059	81,634	80,727	93,060
Other British Possessions	—	—	—	—	—	12	85	..	664	238
TOTAL BRITISH EMPIRE	—	—	—	—	—	60,678	88,144	81,634	81,391	93,298
Germany	—	—	—	—	—	1,436	984	3,459	3,984	7,744
Austria	—	—	—	—	—	5,116	2,176	862	8,781	12,024
United States of America—										
Vid Atlantic Coast	—	—	—	—	—	69,189	1,25,621	1,39,855	69,677	2,13,634
„ Pacific „	—	—	—	—	—	..	..	..	1,141	..
Other Foreign Countries	—	—	—	—	—	1,874	2,382	4,615	2,478	760
TOTAL FOREIGN COUNTRIES	—	—	—	—	—	77,615	1,31,163	1,48,791	86,061	2,34,162
Share of Bengal	—	—	—	—	—	*57,617*	*1,32,439*	*1,39,895*	*79,618*	*2,57,581*
„ *Bombay*	—	—	—	—	—	*39,238*	*57,333*	*49,081*	*45,005*	*86,644*
„ *Sind*	—	—	—	—	—	*7,303*	*12,171*	*8,927*	*9,667*	*8,639*
„ *Madras*	—	—	—	—	—	*19,440*	*18,244*	*20,703*	*23,354*	*17,156*
„ *Burma*	—	—	—	—	—	*14,696*	*14,120*	*11,819*	*9,808*	*7,590*
TOTAL	—	—	—	—	—	1,38,293	2,14,307	2,30,425	1,67,452	3,27,460
Other sorts of machinery (*excluding* printing machinery) (III. J)—										
United Kingdom (*including* Channel Islands)	—	—	—	—	—	93,97,167	89,04,775	1,12,76,019	1,23,93,233	1,12,24,477
Aden and Dependencies	—	—	—	—	—	189	252	1,860	5,046	1,507
Ceylon (*excluding* Maldives)	—	—	—	—	—	28,858	14,048	34,644	50,015	8,32,121
Straits Settlements	—	—	—	—	—	61,866	64,738	1,29,665	1,00,790	88,926
Hongkong	—	—	—	—	—	..	1,791	..	50	7,550
Kenya Colony	—	—	—	—	—	5,493	4	..	440	15,667
Canada—										
Vid Atlantic Coast	—	—	—	—	—	3,119	4,312	598	5,417	4,279
Commonwealth of Australia	—	—	—	—	—	10,426	20,966	13,793	2,18,382	9,791
Other British Possessions	—	—	—	—	—	2,231	236	100	3,089	4,427
TOTAL BRITISH EMPIRE	—	—	—	—	—	95,09,349	90,71,122	1,14,56,679	1,27,76,462	1,21,88,745
Sweden	—	—	—	—	—	1,80,654	2,08,675	1,63,695	3,92,818	4,20,539
Norway	—	—	—	—	—	525	1,110	6,958	3,181	1,561
Denmark	—	—	—	—	—	97,815	7,26,036	3,43,197	22,16,988	9,41,646
Germany	—	—	—	—	—	17,67,907	26,86,962	24,03,614	41,58,396	41,35,210
Netherlands	—	—	—	—	—	1,21,556	1,11,535	53,353	1,97,090	74,727
Belgium	—	—	—	—	—	83,621	1,36,975	1,13,992	6,18,569	6,80,701
France	—	—	—	—	—	59,634	1,13,993	1,75,231	73,450	75,755
Switzerland	—	—	—	—	—	1,08,415	2,14,045	42,403	3,19,122	3,66,324
Italy (*including* Piume)	—	—	—	—	—	2,38,332	2,47,600	2,87,304	4,35,417	1,15,210
Austria	—	—	—	—	—	16,552	11,466	65,516	40,173	1,73,840
Hungary	—	—	—	—	—	..	701	1,014	1,299	34,872
Czechoslovakia	—	—	—	—	—	96,153	86,620	82,211	48,156	35,371
Iraq	—	—	—	—	—	705	2,485	6,125	..	..
Iran	—	—	—	—	—	..	670	537	..	8,504
Java	—	—	—	—	—	1,952	..	14,099	1,539	13,989
Borneo (Dutch)	—	—	—	—	—	..	8,727	..	..	..
Japan	—	—	—	—	—	1,33,273	1,80,686	2,66,090	6,12,011	3,38,994
China (*exclusive* of Hong-kong and Macao)	—	—	—	—	—	3,986	17,055	21,177	13,034	9,343
Egypt	—	—	—	—	—	5,466	157	757	6,748	153
United States of America— *Vid* Atlantic Coast	—	—	—	—	—	27,09,152	17,42,280	31,37,693	31,32,236	28,94,840
„ Pacific „	—	—	—	—	—	85,793	63,564	64,387	28,182	27,812
Other Foreign Countries	—	—	—	—	—	3,949	2,495	382	1,249	1,886
TOTAL FOREIGN COUNTRIES	—	—	—	—	—	56,65,441	65,64,027	72,49,735	1,22,99,058	1,03,51,277

No. 10—*continued*

ARTICLES, AND COUNTRIES OF CONSIGNMENT; ALSO SHARE OF EACH PROVINCE	Quantity					Value				
	1932-33	1933-34	1934-35	1935-36	1936-37	1932-33	1933-34	1934-35	1935-36	1936-37
						R	R	R	R	R
Machinery and Millwork—*continued*										
Machinery, not being prime-movers or electrical machinery—concluded										
Other sorts of machinery (*excluding* printing machinery) (III. 3)—*continued*										
Share of Bengal	—	—	—	—	—	*86,19,233*	*73,39,754*	*98,08,453*	*1,35,96,720*	*1,18,68,961*
„ *Bombay*	—	—	—	—	—	*33,54,683*	*36,69,779*	*42,41,988*	*53,00,674*	*36,96,681*
„ *Sind*	—	—	—	—	—	*8,89,564*	*12,92,536*	*10,06,018*	*14,59,902*	*10,09,934*
„ *Madras*	—	—	—	—	—	*14,70,328*	*23,11,790*	*20,22,914*	*31,80,396*	*36,73,434*
„ *Burma*	—	—	—	—	—	*9,41,042*	*10,21,290*	*16,37,041*	*15,33,428*	*22,93,863*
TOTAL	—	—	—	—	—	1,51,74,790	1,56,35,149	1,87,06,414	2,50,76,120	2,25,40,022
Total of Machinery and Millwork—										
United Kingdom (*including* Channel Islands)	—	—	—	—	—	7,81,21,504	8,73,47,334	9,14,80,181	9,25,51,881	9,26,29,077
Aden and Dependencies	—	—	—	—	—	302	282	1,860	5,316	1,865
Ceylon (*excluding* Maldives)	—	—	—	—	—	2,00,639	1,91,040	2,57,533	3,41,114	9,45,691
Straits Settlements	—	—	—	—	—	1,25,922	1,61,474	2,23,241	2,04,691	2,73,295
Hongkong	—	—	—	—	—	60	5,468	20	12,945	7,712
Union of South Africa	—	—	—	—	—	7,525	8,330	1,946	2,834	1,210
Kenya Colony	—	—	—	—	—	9,660	7,518	2,592	1,784	20,778
Canada—										
Vid Atlantic Coast	—	—	—	—	—	1,73,358	1,38,516	16,642	34,289	2,01,681
„ Pacific „	—	—	—	—	—	..	4,376	..	..	30,835
Commonwealth of Australia	—	—	—	—	—	27,492	29,800	19,501	2,31,340	17,004
Other British Possessions	—	—	—	—	—	824	1,619	5,877	2,895	5,521
TOTAL BRITISH EMPIRE	—	—	—	—	—	7,86,67,282	8,78,95,807	9,20,09 393	9,33,88,582	9,41,34,669
Finland	—	—	—	—	—	1,705	189	3,606	12,912	28,039
Sweden	—	—	—	—	—	6,54,514	9,27,594	9,90,033	15,91,436	18,91,200
Norway	—	—	—	—	—	6,032	4,535	29,488	20,055	4,897
Poland (*including* Danzig)	—	—	—	—	—	54,569	44,621	1,559	44,734	5,01,894
Denmark	—	—	—	—	—	1,48,921	7,92,271	4,97,525	23,66,194	10,58,220
Germany	—	—	—	—	—	98,05,667	1,31,77,104	1,26,57,783	1,64,14,925	2,02,82,469
Netherlands	—	—	—	—	—	14,35,881	67,88,366	9,01,834	6,64,920	6,20,339
Belgium	—	—	—	—	—	33,61,037	42,59,632	16,74,037	27,52,826	31,05,299
France	—	—	—	—	—	2,92,182	4,83,466	17,19,910	5,96,101	4,34,442
Spain	—	—	—	—	—	2,00,356	2,75,005	3,26,210	3,37,776	1,81,760
Portugal (*including* Azores and Madeira)	—	—	—	—	—	..	5,684	6,794	3,845	6,651
Switzerland	—	—	—	—	—	5,38,407	10,64,942	7,06,864	15,49,346	23,46,173
Italy (*including* Fiume)	—	—	—	—	—	7,34,185	13,16,427	12,09,537	12,40,105	3,13,016
Austria	—	—	—	—	—	75,368	1,42,071	2,91,997	2,81,414	3,92,100
Hungary	—	—	—	—	—	34,143	1,06,264	31,986	13,36,017	2,79,392
Czechoslovakia	—	—	—	—	—	3,68,104	14,99,163	5,51,626	4,11,508	7,77,865
Iraq	—	—	—	—	—	755	4,303	28,199	3,403	3,989
Iran	—	—	—	—	—	2,483	809	757	2,237	3,547
Java	—	—	—	—	—	2,362	19,765	49,809	2,41,427	6,43,097
Borneo (Dutch)	—	—	—	—	—	..	3,727	..	..	..
Japan	—	—	—	—	—	4,14,060	7,77,254	11,24,764	17,64,036	18,33,742
China (*exclusive* of Hongkong and Macao)	—	—	—	—	—	6,180	19,147	24,376	13,583	11,683
Egypt	—	—	—	—	—	6,076	3,994	782	7,339	1,322
United States of America— *Vid* Atlantic Coast	—	—	—	—	—	74,66,939	74,60,777	1,07,01,852	1,09,88,567	1,18,43,841
„ Pacific „	—	—	—	—	—	6,44,597	6,22,363	7,75,587	7,24,524	6,91,187
Other Foreign Countries	—	—	—	—	—	1,356	5,541	4,755	7,085	3,854
TOTAL FOREIGN COUNTRIES	—	—	—	—	—	2,07,56,778	3,07,97,064	3,43,10,570	4,33,77,861	4,72,59,027

No. 10—*continued*

ARTICLES, AND COUNTRIES OF CONSIGNMENT; ALSO SHARE OF EACH PROVINCE	QUANTITY					VALUE				
	1932-33	1933-34	1934-35	1935-36	1936-37	1932-33	1933-34	1934-35	1935-36	1936-37
Machinery and Millwork—*concluded*										
Total of Machinery and Millwork—continued						R	R	R	R	R
Share of Bengal	—	—	—	—	—	*4,01,17,180*	*5,15,59,198*	*4,64,85,216*	*5,93,55,653*	*5,84,70,769*
„ *Bombay*	—	—	—	—	—	*3,66,75,008*	*4,21,69,751*	*4,26,77,712*	*3,99,76,577*	*3,54,61,309*
„ *Sind*	—	—	—	—	—	*1,12,75,645*	*1,27,15,999*	*1,08,16,068*	*1,01,96,883*	*1,14,65,240*
„ *Madras*	—	—	—	—	—	*1,07,66,047*	*1,44,71,123*	*1,56,05,229*	*1,67,01,737*	*2,20,23,146*
„ *Burma*	—	—	—	—	—	*65,91,180*	*67,76,800*	*1,13,34,838*	*1,05,25,100*	*1,39,33,232*
TOTAL	—	—	—	—	—	10,54,24,060	12,76,92,871	12,68,19,063	13,67,55,950	14,13,93,696
Manures (*excluding* oil cake)—										
Nitrogenous—										
Nitrate of Soda (II. 8)—	Tons	Tons	Tons	Tons	Tons					
United Kingdom (*including* Channel Islands)	297	526	603	626	467	38,039	64,541	68,538	62,121	45,514
Straits Settlements	..	..	..	2	5	..	..	..	120	489
TOTAL BRITISH EMPIRE	297	526	603	628	472	38,039	64,541	68,538	62,241	46,003
Norway	269	533	397	905	887	34,408	64,574	40,793	93,849	39,089
Germany	165	205	99	289	232	21,916	25,296	10,573	29,879	23,218
Belgium	456	659	1,180	569	1,018	56,862	75,179	45,218	54,229	95,869
Yugo-Slavia (Kingdom) of the Serbs, Croats and Slovenes)	..	77	200	200	..	..	6,600	17,340	18,413	..
Japan	..	100	..	35	39	..	8,549	..	3,160	3,737
United States of America—										
Vid Atlantic Coast	..	..	395	..	20	..	..	34,855	..	1,873
Chile (*including* the Pacific Coast of Patagonia)	45	116	695	53	253	5,720	8,764	64,185	5,616	24,372
Other Foreign Countries	10	1	..	35	49	1,429	258	..	3,416	4,578
TOTAL FOREIGN COUNTRIES	943	1,691	2,916	2,086	1,998	1,20,235	1,89,220	2,12,974	2,08,562	1,92,736
Share of Bengal	*539*	*1,061*	*1,948*	*925*	*1,130*	*68,793*	*1,22,486*	*1,19,433*	*90,132*	*1,08,658*
„ *Bombay*	*402*	*547*	*489*	*876*	*447*	*51,461*	*66,814*	*52,682*	*87,366*	*43,973*
„ *Sind*	*168*	*225*	*163*	*191*	*365*	*21,598*	*26,514*	*16,209*	*18,765*	*34,379*
„ *Madras*	*135*	*356*	*929*	*720*	*523*	*16,422*	*37,948*	*88,188*	*74,430*	*51,240*
„ *Burma*	..	..	..	*2*	*5*	..	..	..	*120*	*489*
TOTAL	1,240	2,217	3,519	2,714	2,470	1,58,274	2,53,761	2,76,512	2,70,803	2,38,789
Sulphate of Ammonia (II. 8)—	Tons	Tons	Tons	Tons	Tons					
United Kingdom (*including* Channel Islands)	36,037	28,956	40,085	46,100	49,125	36,73,721	28,23,622	39,22,840	45,41,645	47,46,086
Ceylon (*excluding* Maldives)	..	296	..	..	..	..	29,928	..	..	..
Straits Settlements	..	..	..	..	6	..	..	..	..	630
Canada—										
Vid Atlantic Coast	1	..	..	..	495	78	..	..	..	44,209
„ Pacific „	..	..	..	..	960	..	..	..	..	88,175
TOTAL BRITISH EMPIRE	36,038	29,252	40,085	46,100	50,586	36,73,799	28,53,550	39,22,840	45,41,645	48,79,100
Germany	286	10	..	100	..	34,080	1,635	..	10,034	..
Netherlands	..	40	..	..	..	42	4,231	..	..	..
Belgium	1,257	..	..	25	2,354	1,24,213	..	..	2,206	2,34,057
Japan	31	248	120	..	6,535	2,577	22,396	12,011	..	5,73,553
China (*exclusive* of Hong-kong and Macão)	..	..	..	..	1,128	..	..	..	..	95,303
United States of America— *Vid* Atlantic Coast	..	..	670	160	585	..	..	57,671	16,775	57,144
„ Pacific „	..	250	..	..	50	..	22,500	5	..	4,499
TOTAL FOREIGN COUNTRIES	1,574	548	790	285	10,652	1,60,912	50,762	69,687	29,015	9,64,556
Share of Bengal	*10,395*	*5,587*	*6,995*	*8,870*	*15,416*	*10,25,662*	*5,49,221*	*6,87,679*	*8,63,961*	*14,38,780*
„ *Bombay*	*6,265*	*7,567*	*11,629*	*9,855*	*17,277*	*6,47,662*	*7,12,391*	*10,04,938*	*9,30,557*	*15,81,195*
„ *Sind*	..	*148*	*565*	*1,131*	*594*	..	*14,416*	*54,609*	*1,07,217*	*57,493*
„ *Madras*	*20,941*	*16,480*	*21,570*	*26,370*	*27,480*	*21,60,204*	*16,26,428*	*22,32,904*	*26,58,359*	*26,63,755*
„ *Burma*	*11*	*18*	*116*	*159*	*471*	*1,193*	*1,358*	*12,347*	*16,056*	*47,433*
TOTAL	37,612	29,800	40,875	46,385	61,238	38,34,711	29,04,312	39,92,527	45,70,660	58,43,656

No. 10—*continued*

ARTICLES, AND COUNTRIES OF CONSIGNMENT; ALSO SHARE OF EACH PROVINCE	QUANTITY					VALUE				
	1932-33	1933-34	1934-35	1935-36	1936-37	1932-33	1933-34	1934-35	1935-36	1936-37
Manures (*excluding* oil cake)—*continued*						R	R	R	R	R
Nitrogenous—continued										
Others (II. 8)—	Tons	Tons	Tons	Tons	Tons					
United Kingdom (*including* Channel Islands)	..	283	291	23	16	..	38,020	38,055	2,180	2,378
Other British Possessions	7	..	..	1	..	2,976	..	..	50	..
TOTAL BRITISH EMPIRE	7	283	291	24	16	2,976	38,020	38,055	2,230	2,378
Italy (*including* Fiume)	100	..	100	100	..	8,535	..	8,710	8,877	..
Yugo-Slavia (Kingdom of the Serbs, Croats and Slovenes)	300	320	300	357	404	25,500	27,346	26,715	31,571	36,194
Japan	..	267	17	..	100	..	29,699	1,336	..	7,092
Other Foreign Countries	..	20	..	7	30	70	1,890	4	1,045	1,743
TOTAL FOREIGN COUNTRIES	400	607	417	464	534	34,105	58,935	36,765	41,493	45,029
Share of Bengal	*3*	*117*	*215*	*457*	*329*	*2,580*	*22,241*	*18,587*	40,448	*28,160*
,, *Bombay*	*2*	*103*	*291*	..	..	*383*	*14,157*	*28,047*	..	..
,, *Sind*	..	..	..	..	..	*45*	..	*8*	..	..
,, *Madras*	*402*	*665*	*202*	*25*	*215*	*34,073*	*60,587*	*18,178*	2,697	*18,491*
,, *Burma*	..	..	..	*6*	*6*	..	..	..	578	*845*
TOTAL	407	890	708	488	550	37,081	96,955	74,820	43,723	47,407
Potassic—										
Muriate of Potash (II. 8)—	Tons	Tons	Tons	Tons	Tons					
United Kingdom (*including* Channel Islands)	..	50	..	100	..	27	6,542	..	10,133	..
Palestine	450	600	1,050	431	220	67,065	76,888	1,11,600	42,215	22,317
Ceylon (*excluding* Maldives)	150	..	..	..	..	20,979	..	..	..	..
TOTAL BRITISH EMPIRE	600	650	1,050	531	220	88,071	83,430	1,11,600	52,348	22,317
Germany	1,024	1,155	875	1,086	667	1,41,932	1,48,326	89,832	1,03,880	68,213
Netherlands	..	100	..	100	..	..	12,761	..	10,500	..
Belgium	10	282	845	475	665	2,842	35,958	86,521	44,518	69,390
France	50	225	855	250	60	6,841	30,692	40,047	24,166	6,200
Spain	800	..	..	..	..	1,12,657	..	..	..	..
Switzerland	100	..	..	..	..	13,340	..	..	..	..
Egypt	802	700	802	904	452	1,00,511	84,408	72,841	85,857	42,964
Other Foreign Countries	..	..	10	30	..	..	..	1,310	3,630	..
TOTAL FOREIGN COUNTRIES	2,786	2,462	2,887	2,845	1,844	3,78,123	3,12,145	2,90,551	2,72,251	1,86,767
Share of Bengal	*1,502*	*1,116*	*1,308*	*1,154*	*502*	*1,97,950*	*1,33,819*	*1,12,414*	*1,08,469*	*47,732*
,, *Bombay*	..	..	*9*	*2*	*2*	..	..	*1,180*	*194*	*214*
,, *Sind*	..	..	..	..	..	..	..	..	..	..
,, *Madras*	*1,884*	*1,997*	*2,720*	*2,220*	*1,560*	*2,68,264*	*2,61,756*	*2,85,557*	*2,15,536*	*1,61,132*
TOTAL	3,386	3,112	3,937	3,376	2,064	4,66,194	3,95,575	4,02,151	3,24,599	2,09,084
Others (II. 8)—	Tons	Tons	Tons	Tons	Tons					
United Kingdom (*including* Channel Islands)	141	40	346	20	20	23,060	7,197	42,110	2,500	2,818
Palestine	85	..	100	156	..	6,369	..	5,908	16,970	..
TOTAL BRITISH EMPIRE	226	40	446	176	20	29,429	7,197	48,018	19,470	2,818
Germany	112	296	1,000	467	361	20,514	45,814	1,15,618	52,004	40,150
Netherlands	..	25	25	206	..	..	1,119	3,845	22,084	..
Belgium	70	335	200	20	111	12,224	34,853	18,971	2,342	11,557
France	..	21	75	200	165	..	3,396	8,250	21,000	15,460
Other Foreign Countries	25	..	50	30	33	1,826	..	3,794	4,200	4,800
TOTAL FOREIGN COUNTRIES	207	677	1,350	923	670	34,564	85,172	1,50,478	1,01,630	71,967
Share of Bengal	*115*	*215*	*631*	*216*	*150*	*19,750*	*32,526*	*75,081*	*23,044*	*15,386*
,, *Bombay*	..	*15*	*10*	*32*	*46*	..	*2,257*	*1,041*	*3,430*	*5,445*
,, *Sind*	..	..	..	..	*1*	..	..	..	..	*134*
,, *Madras*	*318*	*487*	*1,105*	*861*	*493*	*44,243*	*67,536*	*1,22,364*	*94,036*	*53,876*
TOTAL	433	717	1,796	1,009	690	63,993	92,369	1,08,486	1,21,100	74,785

No. 10—*continued*

ARTICLES, AND COUNTRIES OF CONSIGNMENT; ALSO SHARE OF EACH PROVINCE	Quantity					Value				
	1932-33	1933-34	1934-35	1935-36	1936-37	1932-33	1933-34	1934-35	1935-36	1936-37
Manures (*excluding* oilcake)—*continued*						R	R	R	R	R
Phosphatic—										
Superphosphate (II. S)—	Tons	Tons	Tons	Tons	Tons					
United Kingdom (*including* Channel Islands)	71	102	65	3	2	2,841	10,805	7,990	932	832
Union of South Africa	..	325	600	..	..	..	15,404	28,209	..	..
Other British Possessions	3	..	..	2	..	440	..	..	153	..
TOTAL BRITISH EMPIRE	74	427	665	5	2	10,281	26,209	36,199	1,085	832
Germany	252	..	..	170	3	14,166	..	..	8,041	364
Netherlands	672	585	875	1,103	360	58,080	46,246	23,577	75,673	18,263
Belgium	505	215	525	736	433	41,536	21,281	57,410	60,724	38,685
Austria	..	20	..	..	..	..	1,099	..	..	..
Japan	1,975	1,753	3,035	4,469	5,206	91,421	1,22,277	2,23,479	3,21,541	3,41,569
Egypt	..	..	150	..	..	..	..	6,490	..	..
TOTAL FOREIGN COUNTRIES	3,404	2,573	4,085	6,478	6,007	2,00,203	1,90,903	3,10,956	4,65,979	3,98,881
Share of Bengal	*2,166*	*1,543*	*1,164*	*2,095*	*1,487*	*97,628*	*1,25,464*	95,485	*1,48,924*	*1,20,191*
,, *Bombay*	*8*	*12*	*155*	*196*	*288*	*2,661*	*871*	10,811	*14,823*	*20,420*
,, *Sind*	..	*11*	*20*	*20*	*10*	..	*721*	997	*1,058*	*525*
,, *Madras*	*1,304*	*1,415*	*3,401*	*4,167*	*4,190*	*1,10,196*	*88,957*	2,36,072	*3,01,177*	*2,54,836*
,, *Burma*	..	*20*	*10*	*5*	*34*	..	*1,099*	3,790	*1,082*	*3,341*
TOTAL	3,478	3,000	4,750	6,483	6,009	2,10,484	2,17,112	3,47,155	4,67,064	3,99,713
Others (II. S)—	Tons	Tons	Tons	Tons	Tons					
United Kingdom (*including* Channel Islands)	..	1,124	59	1,686	2,028	603	1,58,783	10,599	2,22,244	2,46,889
Other British Possessions	..	..	..	50	68	..	..	..	1,842	4,450
TOTAL BRITISH EMPIRE	..	1,124	59	1,736	2,096	603	1,58,783	10,599	2,24,086	2,51,339
Germany	80	81	..	..	201	3,781	12,688	..	..	8,168
Netherlands	100	125	175	100	315	4,460	5,695	8,091	4,445	23,165
Belgium	401	402	380	1,312	395	25,283	23,680	22,091	44,566	31,842
Italy (*including* Fiume)	305	..	..	..	..	7,740	..	..	..	..
Japan	..	125	400	500	25	..	5,272	31,319	37,110	1,275
Egypt	202	52	102	303	150	9,058	2,525	5,018	12,242	6,340
United States of America—										
Vid Atlantic Coast	..	200	..	..	..	..	23,600	..	..	..
TOTAL FOREIGN COUNTRIES	1,088	985	1,057	2,215	1,086	50,322	73,460	66,519	98,363	70,790
Share of Bengal	*553*	*1,712*	*310*	*300*	*512*	*19,011*	*2,00,146*	*19,395*	*14,334*	*31,272*
,, *Bombay*	..	*7*	..	..	..	*589*	*1,718*	..	..	*5*
,, *Madras*	*530*	*390*	*806*	*3,631*	*2,575*	*31,325*	*30,379*	*57,323*	*3,06,141*	*2,30,925*
,, *Burma*	..	..	..	*20*	*95*	..	..	..	*2,074*	*9,907*
TOTAL	1,068	2,109	1,116	3,951	3,182	50,925	2,32,243	77,118	3,22,449	3,22,129
Compounds—										
Ammonium Phosphate (II. S)—	Tons	Tons	Tons	Tons	Tons					
United Kingdom (*including* Channel Islands)	754	3,778	6,684	4,704	3,319	1,30,395	5,60,044	10,18,334	6,82,334	5,00,679
Straits Settlements	..	..	..	..	..	..	..	..	..	52
TOTAL BRITISH EMPIRE	754	3,778	6,684	4,704	3,319	1,30,395	5,60,044	10,18,334	6,82,334	5,00,731
United States of America—										
Vid Atlantic Coast	100	25	784	825	758	18,990	3,630	1,10,442	1,11,602	1,06,316
,, Pacific ,,	150	..	35	..	..	27,444	..	5,276	..	..
Other Foreign Countries	3	1	..	..	45	2,408	625	16	..	7,540
TOTAL FOREIGN COUNTRIES	253	26	819	825	803	48,842	4,255	1,15,733	1,11,602	1,13,856

No. 10—*continued*

ARTICLES, AND COUNTRIES OF CONSIGNMENT; ALSO SHARE OF EACH PROVINCE	QUANTITY					VALUE				
	1932-33	1933-34	1934-35	1935-36	1936-37	1932-33	1933-34	1934-35	1935-36	1936-37
Manures (excluding oilcake)—*continued*						R	R	R	R	R
Compounds—continued	Tons	Tons	Tons	Tons	Tons					
Ammonium Phosphate (II. S) —*continued*										
Share of Bengal	325	5,655	6,094	5,096	3,152	48,365	5,40,702	9,26,890	7,37,422	4,90,654
" *Bombay*	3	1	..	..	5	2,403	695	..	..	1,670
" *Sind*	..	..	..	..	20	..	..	..	..	3,700
" *Madras*	371	195	1,327	433	773	1,01,090	20,540	1,67,470	56,513	1,94,677
" *Burma*	308	33	182	..	123	27,444	3,432	19,307	..	13,986
TOTAL	1,007	3,804	7,503	5,529	4,122	1,79,237	5,64,299	11,34,067	7,93,936	6,14,587
Fish Manures (II. S)—	Tons	Tons	Tons	Tons	Tons					
Seychelles	..	252	..	..	..	..	8,892	..	..	..
Other British Possessions	56	13	29	59	47	5,464	857	1,636	5,070	2,231
TOTAL BRITISH EMPIRE	56	265	29	59	47	5,464	9,749	1,636	5,070	2,231
Maskat Territory and Trucial Oman	1,526	641	827	1,175	2,323	1,16,869	42,945	69,967	87,920	1,52,936
Other Native States in Arabia	..	62	1	32	171	..	5,032	65	2,403	13,403
Iran	76	39	86	213	75	4,136	3,162	5,118	16,519	4,744
Japan	..	..	200	..	..	..	..	15,940	30	..
Other Foreign Countries	17	..	..	..	..	2,611	..	..	4	..
TOTAL FOREIGN COUNTRIES	1,619	742	1,114	1,420	2,569	1,23,616	51,139	91,110	1,06,876	1,71,083
Share of Bombay	869	593	760	732	1,143	71,193	47,080	60,096	65,003	90,936
" *Sind*	752	149	362	676	1,467	51,329	4,354	31,689	45,295	81,988
" *Madras*	54	260	21	21	6	6,553	9,454	961	2,548	289
" *Burma*	..	..	..	..	..	..	..	..	..	..
TOTAL	1,675	1,007	1,143	1,479	2,616	1,29,080	60,888	92,746	1,12,846	1,78,313
Others (II. S)—	Tons	Tons	Tons	Tons	Tons					
United Kingdom (*including* Channel Islands)	156	2,690	347	504	332	29,365	4,08,755	45,846	62,555	45,281
Seychelles	1,026	..	..	..	..	41,343	..	..	..	..
Other British Possessions	42	102	13	15	46	2,321	3,998	1,289	1,125	5,103
TOTAL BRITISH EMPIRE	1,224	2,792	360	519	378	73,029	4,12,753	47,135	63,680	50,385
Germany	250	50	..	..	..	12,225	7,537	17	..	..
Belgium	258	10	135	..	..	20,933	585	7,146	..	93
Italy (*including* Fiume)	1	..	500	1	..	17	..	45,811	749	..
Japan	..	..	95	15	275	13	..	9,138	2,040	30,630
Egypt	500	..	..	..	..	45,112	..	..	..	..
United States of America—										
Vid Atlantic Coast	..	..	..	100	..	..	..	94	17,355	434
" Pacific "	..	..	..	..	..	..	..	25	16	..
Other Foreign Countries	117	38	44	71	59	7,476	3,577	1,056	3,282	2,767
TOTAL FOREIGN COUNTRIES	1,126	98	774	187	334	85,776	11,699	62,787	23,442	33,924

No. 10—*continued*

ARTICLES, AND COUNTRIES OF CONSIGNMENT; ALSO SHARE OF EACH PROVINCE	QUANTITY					VALUE				
	1932-33	1933-34	1934-35	1935-36	1936-37	1932-33	1933-34	1934-35	1935-36	1936-37
						Rs	Rs	Rs	Rs	Rs
Manures (*excluding* oilcake)—*continued*										
Compounds—*concluded*										
Others (II. S)—continued	Tons	Tons	Tons	Tons	Tons					
Share of Bengal	*1,780*	*2,765*	*848*	*51*	*1*	*1,11,316*	*4,17,795*	*86,057*	*3,241*	*1,016*
„ *Bombay*	*7*	*5*	*62*	*356*	*393*	*367*	*1,809*	*5,954*	*66,687*	*43,006*
„ *Sind*	*64*	*99*	*42*	*6*	*59*	*2,916*	*4,122*	*1,098*	*240*	*2,774*
„ *Madras*	*449*	*18*	*84*	*143*	*257*	*39,750*	*724*	*6,308*	*20,803*	*31,008*
„ *Burma*	*50*	..	*93*	*150*	*42*	*4,456*	*2*	*10,505*	*16,151*	*6,507*
TOTAL	2,350	2,890	1,134	706	712	1,58,805	4,24,452	1,09,922	87,122	84,309
Total of Manures—	Tons	Tons	Tons	Tons	Tons					
United Kingdom (*including* Channel Islands)	37,491	37,549	48,480	53,786	55,309	39,11,519	40,78,309	51,49,347	55,89,129	55,90,478
Palestine	560	600	1,150	587	220	75,346	76,888	1,17,508	59,165	22,317
Ceylon (*excluding* Maldives)	191	312	34	14	18	23,090	30,629	2,250	771	765
Straits Settlements	..	..	..	5	111	..	..	..	411	10,285
Union of South Africa	..	325	600	50	..	..	15,404	28,209	1,842	..
Seychelles	1,026	252	..	..	..	41,343	8 892	..	..	..
Canada—										
Vid Atlantic Coast	4	..	..	..	495	506	..	..	..	44,209
„ Pacific „	..	..	..	..	960	..	..	..	..	88,175
Other British Possessions	4	99	8	40	43	282	4,154	640	3,751	1,916
TOTAL BRITISH EMPIRE	39,276	39,137	50,272	54,482	57,156	40,52,086	42,14,276	52,97,949	56,55,089	57,58,134
Norway	269	533	397	905	387	34,408	64,574	40,793	93,849	39,089
Germany	2,172	1,797	1,974	2,112	1,404	2,50,967	2,41,290	2,16,039	2,03,538	1,40,118
Netherlands	789	876	575	1,609	724	60,218	70,310	35,513	1,19,160	46,006
Belgium	2,955	1,904	3,215	3,144	5,024	2,83,893	1,92,161	2,37,357	2,09,630	4,86,321
France	60	246	430	450	227	8,260	24,078	48,207	45,166	23,291
Spain	800	..	..	..	..	1,12,657	..	..	..	..
Switzerland	100	..	..	..	..	13,340	..	..	..	..
Italy (*including* Fiume)	481	1	600	101	..	18,128	90	54,021	9,626	..
Czechoslovakia	..	..	300	..	..	..	..	26,715	..	..
Yugo Slavia (Kingdom of the Serbs, Croats and Slovenes)	350	397	200	557	404	29,939	33,946	17,340	49,934	35,194
Maskat Territory and Trucial Oman	1,556	646	858	1,175	2,382	1,18,351	43,202	70,629	87,920	1,55,973
Other Native States in Arabia	5	62	10	38	171	199	5,038	355	2,643	13,402
Iran	102	39	88	213	75	5,196	3,162	5,182	16,519	4,744
Japan	2,006	2,525	3,926	5,079	12,210	94,011	1,91,417	2,98,213	3,71,711	9,61,711
China (*exclusive* of Hongkong and Macao)	..	..	..	..	1,128	..	..	..	..	95 303
Egypt	1,504	772	1,054	1,207	602	1,54,681	88,828	84,349	98,099	49,304

No. 10—*continued*

ARTICLES, AND COUNTRIES OF CONSIGNMENT; ALSO SHARE OF EACH PROVINCE	QUANTITY					VALUE				
	1932-33	1933-34	1934-35	1935-36	1936-37	1932-33	1933-34	1934-35	1935-36	1936-37
						R	R	R	R	R
Manures (*excluding* oilcake)—*concluded*										
Total of Manures—*continued*	Tons	Tons	Tons	Tons	Tons					
United States of America—*Vid* Atlantic Coast	100	225	1,849	1,085	1,396	18,990	27,230	2,03,072	1,45,732	1,70,56
„ Pacific „	150	250	35	..	50	27,444	22,500	5,305	16	4,49
Chile (*including* the Pacific Coast of Patagonia)	45	116	696	53	253	5,720	8,764	64,185	5,616	24,37
Other Foreign Countries	6	20	3	..	..	296	1,009	190	4	..
TOTAL FOREIGN COUNTRIES	13,400	10,409	16,209	17,728	26,497	12,36,698	10,27,690	14,07,555	14,69,213	22,49,58
Share of Bengal	*17,353*	*17,769*	*19,463*	*19,164*	*22,719*	*16,91,625*	*21,44,399*	*21,41,531*	*20,30,476*	*23,21,69*
„ *Bombay*	*7,562*	*8,863*	*13,405*	*13,099*	*19,531*	*7,76,729*	*8,47,722*	*11,74,799*	*11,48,050*	*17,37,36*
„ *Sind*	*934*	*632*	*1,142*	*2,049*	*2,526*	*75,888*	*59,127*	*1,04,610*	*1,75,262*	*1,50,99*
„ *Madras*	*26,378*	*23,221*	*33,065*	*33,562*	*38,101*	*23,12,049*	*21,94,327*	*32,38,625*	*27,25,031*	*36,25,25*
„ *Burma*	*389*	*61*	*406*	*336*	*776*	*23,093*	*5,391*	*45,949*	*35,483*	*22,50*
TOTAL	52,676	49,546	66,481	72,210	83,653	52,88,784	52,41,966	67,05,504	71,14,302	80,07,72
Matches—										
Safety (*III. U*)—	Gross of Boxes	Gross of Boxes	Gross of Boxes	Gross of Boxes	Gross of Boxes					
United Kingdom (*including* Channel Islands)	1,804	3,070	1,861	2,167	5,170	5,905	9,436	4,729	6,136	5,229
Straits Settlements	11	720	4,623	1	..	24	1,621	12,997	3	..
Other British Possessions	55	1,000	7	6	4	36	1,806	17	23	5
TOTAL BRITISH EMPIRE	1,870	4,790	6,521	2,174	5,174	5,965	12,863	17,743	6,162	5,234
Sweden	32,650	46,819	9,000	5,195	15,985	31,212	40,876	10,531	9,315	17,068
Germany	251	..	6,878	130	5,000	852	..	7,829	349	4,868
Japan	10,006	11,703	15,069	16,250	17,361	4,453	6,336	7,036	8,003	10,038
Other Foreign Countries	389	294	872	14	18	534	488	1,608	39	82
TOTAL FOREIGN COUNTRIES	43,295	58,816	31,820	21,589	38,364	37,051	47,700	27,056	17,706	32,956
Share of Bengal	*906*	*16,939*	*28,411*	*17,171*	*36,565*	*3,734*	*12,617*	*22,388*	*10,441*	*27,057*
„ *Bombay*	*26,790*	*28,504*	*692*	*755*	*689*	*17,194*	*23,213*	*1,582*	*1,769*	*1,652*
„ *Sind*	*15,200*	*15,397*	*4,042*	*5,257*	*6,002*	*17,904*	*18,990*	*6,546*	*9,494*	*8,322*
„ *Madras*	*1,712*	*362*	*109*	*137*	*100*	*1,920*	*742*	*141*	*383*	*331*
„ *Burma*	*1,558*	*2,404*	*5,087*	*474*	*232*	*2,264*	*5,001*	*14,143*	*1,776*	*828*
TOTAL	45,165	63,606	38,341	23,763	43,538	43,016	60,563	44,799	23,868	38,190
Other sorts (*III. U*)—	Gross of Boxes	Gross of Boxes	Gross of Boxes	Gross of Boxes	Gross of Boxes					
TOTAL BRITISH EMPIRE	102	112	254	..	..	64	1,037	705	..	..

No. 10—*continued*

ARTICLES, AND COUNTRIES OF CONSIGNMENT; ALSO SHARE OF EACH PROVINCE	QUANTITY					VALUE				
	1932-33	1933-34	1934-35	1935-36 @	1936-37	1932-33	1933-34	1934-35	1935-36	1936-37
Matches—*continued*						Rs	Rs	Rs	Rs	Rs
***Other sorts (III. U)*—contd.**	Gross of Boxes	Gross of Boxes	Gross of Boxes	Gross of Boxes	Gross of Boxes					
Sweden	10,200	15,000	10,000	58,450	..	7,969	12,197	10,628	61,598	..
Germany	..	..	5,800	24,800	10,000	..	..	5,970	23,206	9,736
Other Foreign Countries	1,252	..	..	..	1,250	608	..	..	..	546
TOTAL FOREIGN COUNTRIES	11,452	15,000	15,800	83,250	11,250	8,577	12,197	16,598	84,804	10,282
Share of Bengal	*11,551*	*15,112*	*6,054*	*24,800*	*11,250*	*8,630*	*13,234*	*6,675*	*23,206*	*10,282*
„ *Sind*	*2*	..	*10,000*	*58,450*	..	*6*	..	*10,628*	*61,598*	..
„ *Madras*	*2*	..	..	..	..	*5*	..	..	..	..
TOTAL	11,554	15,112	16,054	83,250	11,250	8,641	13,234	17,302	84,804	10,282
Total of Matches—	Gross of Boxes	Gross of Boxes	Gross of Boxes	Gross of Boxes	Gross of Boxes					
United Kingdom (*including* Channel Islands)	1,906	3,182	2,145	2,167	5,170	5,969	10,478	5,434	6,136	5,229
Straits Settlements	..	720	4,628	1	..	..	1,621	12,997	8	..
Other British Possessions	66	1,000	7	6	4	60	1,806	17	22	5
TOTAL BRITISH EMPIRE	1,972	4,902	6,775	2,174	5,174	6,029	13,900	18,448	6,162	5,234
Sweden	42,850	61,819	19,000	63,645	15,935	39,181	53,078	21,159	70,913	17,968
Germany	251	..	12,678	24,930	15,000	852	..	13,799	23,555	14,604
Japan	11,255	11,703	15,069	16,250	18,611	5,056	6,336	7,088	8,003	10,584
Other Foreign Countries	391	294	873	14	18	539	488	1,608	39	82
TOTAL FOREIGN COUNTRIES	54,747	73,816	47,620	104,889	49,614	45,628	59,897	43,654	1,02,510	43,238
Share of Bengal	*19,456*	*32,051*	*34,465*	*41,971*	*47,815*	*18,864*	*25,851*	*29,063*	*33,647*	*37,339*
„ *Bombay*	*25,790*	*28,504*	*692*	*755*	*639*	*17,194*	*23,213*	*1,582*	*1,769*	*1,652*
„ *Sind*	*15,201*	*15,397*	*14,042*	*63,677*	*6,002*	*17,910*	*18,990*	*17,173*	*71,092*	*8,322*
„ *Madras*	*1,714*	*362*	*109*	*137*	*100*	*1,925*	*748*	*141*	*388*	*331*
„ *Burma*	*1,558*	*2,404*	*5,037*	*473*	*232*	*2,264*	*5,001*	*14,143*	*1,776*	*828*
TOTAL	56,719	78,718	54,395	107,013	54,788	51,657	73,797	62,102	1,08,672	48,472
Match-making materials—										
***Undipped splints (III. U)*—**	Lbs.	Lbs.	Lbs.	Lbs.	Lbs.					
TOTAL BRITISH EMPIRE	43	127	..	..	..	23	18	..	..	..
TOTAL FOREIGN COUNTRIES	2	..	90	..	..	1	..	34	..	..
Share of Bombay	*45*	..	*90*	..	..	*24*	..	*34*	..	..
„ *Madras*	..	*127*	..	..	..	..	*18*	..	..	..
TOTAL	45	127	90	..	..	24	18	34	..	..
***Veneers for match boxes and empty boxes (III. U)*—**	Lbs.	Lbs.	Lbs.	Lbs.	Lbs.					
Japan	881	..	..	..	..	44	..	..	..	..

No. 10—*continued*

ARTICLES, AND COUNTRIES OF CONSIGNMENT; ALSO SHARE OF EACH PROVINCE	QUANTITY					VALUE				
	1932-33	1933-34	1934-35	1935-36	1936-37	1932-33	1933-34	1934-35	1935-36	1936-37
						R	R	R	R	R
Match-making materials—*continued*										
Veneers for match boxes and empty boxes (III. U)—contd.	Lbs.	Lbs.	Lbs.	Lbs.	Lbs.					
Share of Bombay . .	*881*	..	..	..	..	*66*	..	..	..	..
Total Match-making materials—	Lbs.	Lbs.	Lbs.	Lbs.	Lbs.					
TOTAL BRITISH EMPIRE .	43	127	—	..	..	23	18	..	..	..
TOTAL FOREIGN COUNTRIES	883	..	90	..	..	45	..	24	—	.. ..
Share of Bombay . .	*926*	..	*90*	..	..	*68*	..	*24*	..	..
„ *Madras* . .	..	*127*	..	..	..	..	*18*	..	..	..
TOTAL .	926	127	90	—	—	68	18	24	..	..
Mats and Matting, except coir and rubber (III. U)—	Sq. yards	Sq. yards	Sq. yards	Sq. yards	Sq. yards					
Ceylon (*excluding* Maldives)	23,329	18,113	16,726	16,027	12,061	7,330	5,434	4,274	3,647	2,503
Straits Settlements . .	44,975	45,485	45,124	51,670	10,970	17,799	15,297	13,315	14,896	2,004
Hongkong . . .	184,414	206,169	109,049	115,643	375,175	41,059	44,552	25,041	27,714	97,590
Other British Possessions .	7,857	3,789	7,304	18,877	2,482	4,055	1,832	1,459	5,754	345
TOTAL BRITISH EMPIRE .	260,575	272,556	178,213	202,217	400,688	70,243	67,165	44,089	52,010	1,03,442
Japan	1,894,786	2,365,300	2,331,177	4,379,805	3,535,115	2,58,493	3,15,225	4,15,675	4,71,697	3,52,281
China (*exclusive* of Hongkong and Macão) . .	170,828	231,895	221,496	170,721	269,877	51,403	58,129	52,830	52,042	72,157
Other Foreign Countries .	54,257	48,697	76,992	34,662	29,472	6,054	5,068	5,555	2,488	2,034
TOTAL FOREIGN COUNTRIES	2,119,871	2,645,892	3,629,667	4,585,188	3,834,464	3,15,955	3,78,522	4,74,060	5,26,227	4,26,472
Share of Bengal . . .	*1,135,544*	*1,342,186*	*1,828,050*	*1,896,964*	*1,603,924*	*1,28,745*	*1,62,879*	*2,33,959*	*2,60,944*	*1,39,516*
„ *Bombay* . . .	*866,115*	*1,128,910*	*1,260,605*	*1,434,188*	*1,378,406*	*1,76,682*	*2,07,783*	*1,92,930*	*2,07,886*	*2,72,919*
„ *Sind* . . .	*114,321*	*87,044*	*203,311*	*231,701*	*93,217*	*16,305*	*9,354*	*21,478*	*21,404*	*12,430*
„ *Madras* . .	*90,391*	*195,817*	*270,258*	*650,979*	*749,683*	*30,618*	*37,616*	*40,344*	*54,688*	*53,189*
„ *Burma* . .	*184,075*	*164,491*	*251,158*	*873,626*	*809,923*	*35,847*	*28,155*	*39,441*	*54,081*	*52,510*
TOTAL .	2,380,446	2,918,448	3,807,380	4,787,405	4,235,152	3,86,198	4,45,687	5,18,149	5,78,237	5,29,914
Metals and Ores—										
Aluminium—										
Unwrought (ingots, blocks, bars, etc.) (III. L)—	Cwts.	Cwts.	Cwts.	Cwts.	Cwts.					
United Kingdom (*including* Channel Islands) .	55	75	96	143	49	4,301	4,988	6,559	8,609	3,212
Ceylon (*excluding* Maldives)	109	..	..	..	..	1,291	..	..	8	..
TOTAL BRITISH EMPIRE .	164	75	96	143	49	5,592	4,988	6,559	8,617	3,2 12
TOTAL FOREIGN COUNTRIES	..	50	..	..	50	1	4,628	—	8	4,389

No. 10—*continued*

ARTICLES, AND COUNTRIES OF CONSIGNMENT; ALSO SHARE OF EACH PROVINCE	QUANTITY					VALUE				
	1932-33	1933-34	1934-35	1935-36	1936-37	1932-33	1933-34	1934-35	1935-36	1936-37
Metals and Ores—*continued*						R	R	R	R	R
Aluminium—continued Unwrought (ingots, blocks, bars, etc.) (III. L)—*concld.*	Cwts.	Cwts.	Cwts.	Cwts.	Cwts.					
Share of Bengal	52	51	98	142	40	4,109	3,132	6,569	8,550	2,642
,, *Bombay*	2	74	..	..	2	138	6,474	..	..	108
,, *Sind*	..	..	..	..	59	..	..	..	..	4,359
,, *Madras*	110	..	..	1	7	1,346	..	..	67	462
,, *Burma*	..	..	..	..	..	..	..	..	8	..
TOTAL	164	125	98	143	108	5,593	9,606	6,569	8,625	7,601
Wrought—										
Circles (III. L)—	Cwts.	Cwts.	Cwts.	Cwts.	Cwts.					
United Kingdom (*including* Channel Islands)	7,951	16,776	19,070	15,687	12,041	7,09,419	13,51,472	18,17,622	11,12,493	9,02,305
Straits Settlements	..	..	..	9	..	..	..	..	531	..
Canada—										
Vid Atlantic Coast	258	3,095	10,850	2,199	894	17,515	2,19,589	7,82,649	1,51,802	59,837
TOTAL BRITISH EMPIRE	8,209	19,873	30,820	17,845	13,835	7,26,934	15,71,061	21,00,271	12,64,826	9,61,142
Germany	157	4,168	134	16,308	19,585	10,500	3,01,614	9,432	10,38,845	11,71,189
Belgium	..	..	..	585	..	..	..	..	38,282	..
France	584	..	..	..	..	61,416	..	..	..	..
Switzerland	550	937	163	..	1,363	49,637	76,693	11,020	..	1,21,896
Italy (*including* Fiume)	134	..	..	..	..	9,641	..	..	..	..
Japan	6,707	5,278	8,146	17,233	14,233	5,16,209	3,68,351	5,45,065	11,06,255	9,04,083
United States of America—										
Vid Atlantic Coast	370	681	1,908	19	2,274	26,542	50,208	1,19,524	1,357	1,41,046
,, Pacific ,,	181	..	..	..	..	18,979	..	..	..	..
Other Foreign Countries	..	..	..	..	..	..	..	29	..	..
TOTAL FOREIGN COUNTRIES	8,683	11,059	10,351	34,145	37,455	6,92,914	7,96,866	6,85,070	21,84,739	23,38,213
Share of Bengal	7,818	9,735	17,953	21,459	21,257	7,32,378	8,40,329	12,02,074	14,94,840	14,48,434
,, *Bombay*	6,679	14,854	16,734	20,691	17,211	4,63,000	10,68,922	11,38,138	13,15,872	10,64,591
,, *Sind*	44	1,155	1,029	1,726	2,779	3,670	83,301	73,920	1,13,108	1,89,187
,, *Madras*	320	2,230	2,549	2,713	3,679	21,290	1,57,665	1,38,546	1,95,253	2,20,838
,, *Burma*	2,031	2,958	2,901	5,501	6,254	1,44,510	2,17,210	1,96,278	3,31,992	3,66,255
TOTAL	16,892	30,932	41,171	51,990	51,290	14,19,848	23,67,927	27,85,941	34,49,565	32,99,355
Sheets (III. L)—	Cwts.	Cwts.	Cwts.	Cwts.	Cwts.					
United Kingdom (*including* Channel Islands)	1,173	1,328	1,567	2,136	1,730	87,435	99,992	1,03,732	1,50,757	1,17,609
Canada—										
Vid Atlantic Coast	..	..	431	49	60	..	..	27,542	3,269	4,625
Other British Possessions	..	4	..	..	..	..	407	..	..	..
TOTAL BRITISH EMPIRE	1,173	1,332	1,998	2,185	1,790	87,435	1,00,399	1,31,274	1,54,026	1,22,234
Germany	198	314	288	487	188	16,154	26,393	24,625	31,692	13,140
Switzerland	40	86	..	..	65	2,000	5,521	..	..	4,295
Japan	56	..	1	..	900	5,225	..	44	..	56,726
United States of America—										
Vid Atlantic Coast	62	..	115	38	76	4,358	..	6,843	3,324	6,542
Other Foreign Countries	5	12	14	..	..	483	939	1,823	..	13
TOTAL FOREIGN COUNTRIES	371	412	418	525	1,229	28,220	32,853	32,835	35,026	79,716
Share of Bengal	951	658	895	1,156	1,653	73,989	49,332	63,036	79,446	1,07,010
,, *Bombay*	426	918	1,167	1,113	825	29,758	63,367	74,888	74,367	55,973
,, *Sind*	64	103	94	148	149	6,060	10,245	8,513	11,976	12,345
,, *Madras*	77	122	236	297	357	3,724	7,406	15,356	23,017	24,152
,, *Burma*	26	38	34	3	34	2,124	2,902	2,316	246	2,451
TOTAL	1,544	1,744	2,416	2,710	3,019	1,15,655	1,33,252	1,64,109	1,89,052	2,01,950

No. 10—*continued*

ARTICLES, AND COUNTRIES OF CONSIGNMENT; ALSO SHARE OF EACH PROVINCE	QUANTITY					VALUE				
	1932-33	1933-34	1934-35	1935-36	1936-37	1932-33	1933-34	1934-35	1935-36	1936-37
						R	R	R	R	R
Metals and Ores—*continued*										
***Aluminium*—continued**										
Other manufactures (III. L)—	Cwts.	Cwts.	Cwts.	Cwts.	Cwts.					
United Kingdom (*including* Channel Islands)	1,341	2,562	3,211	2,141	2,762	1,43,326	2,01,239	2,81,196	2,10,159	2,73,197
Ceylon (*excluding* Maldives)	302	394	326	461	412	3,012	4,868	4,923	6,886	7,390
Straits Settlements	14	23	64	60	63	2,044	1,721	6,543	6,920	6,764
Canada—										
Vid Atlantic Coast	--	87	138	129	316	--	6,149	10,944	8,757	22,662
Other British Possessions	88	144	140	198	272	1,693	2,988	3,185	5,299	7,198
TOTAL BRITISH EMPIRE	1,745	3,210	3,879	2,989	3,825	1,51,075	2,06,965	3,06,791	2,38,021	3,17,211
Sweden	31	44	4	4	35	3,685	4,222	888	921	5,374
Germany	3,057	2,022	2,877	3,696	3,691	3,65,116	2,64,977	3,21,254	4,35,477	5,74,614
Netherlands	5	..	..	55	35	1,080	..	..	6,485	2,526
Belgium	692	151	276	101	231	1,06,158	13,045	20,131	12,545	16,427
France	21	7	28	1	37	4,758	1,992	3,055	598	5,396
Switzerland	42	523	824	1,066	378	6,758	78,448	1,11,626	86,922	43,508
Italy (*including* Fiume)	81	186	92	166	25	12,211	32,394	11,849	16,089	4,004
Austria	2	11	82	..	1	2,466	1,647	12,668	681	1,398
Japan	68	282	449	454	374	11,474	33,725	52,696	49,041	47,837
United States of America—										
Vid Atlantic Coast	42	95	186	88	88	4,961	9,897	18,221	12,748	9,213
„ Pacific „	--	--	--	1	..	..	8	--	258	--
Other Foreign Countries	167	155	87	57	114	6,409	2,088	6,941	4,876	7,237
TOTAL FOREIGN COUNTRIES	4,208	3,476	4,905	5,684	5,004	5,25,081	4,41,543	5,59,329	6,26,641	5,17,521
Share of Bengal	*3,729*	*3,393*	*3,951*	*4,133*	*4,614*	*4,38,880*	*4,68,084*	*3,65,789*	*4,07,975*	*4,57,880*
„ *Bombay*	*1,024*	*1,536*	*3,483*	*2,578*	*1,932*	*1,85,756*	*1,87,131*	*2,38,579*	*2,71,457*	*1,93,351*
„ *Sind*	*342*	*267*	*256*	*292*	*310*	*20,438*	*14,059*	*33,305*	*33,888*	*22,358*
„ *Madras*	*719*	*913*	*1,924*	*1,461*	*1,556*	*67,573*	*67,714*	*1,61,488*	*1,34,273*	*1,22,915*
„ *Burma*	*133*	*77*	*140*	*157*	*347*	*14,111*	*11,549*	*16,959*	*18,366*	*35,525*
TOTAL	5,953	6,686	8,784	8,678	8,859	6,76,756	7,48,506	8,66,120	8,64,662	8,34,782
***Total of Aluminium*—**	Cwts.	Cwts.	Cwts.	Cwts.	Cwts.					
United Kingdom (*including* Channel Islands)	10,520	20,743	24,844	20,057	17,482	2,44,981	17,47,686	17,09,109	14,82,018	12,96,328
Ceylon (*excluding* Maldives)	411	396	326	461	412	5,203	5,054	4,923	6,894	7,390
Straits Settlements	14	25	64	59	63	2,044	1,942	6,543	7,451	6,764
Canada—										
Vid Atlantic Coast	262	3,182	11,419	2,377	1,270	17,815	2,25,738	8,21,135	1,68,828	80,124
Other British Possessions	84	144	140	198	272	1,693	2,988	3,185	5,299	7,198
TOTAL BRITISH EMPIRE	11,291	24,490	36,793	23,152	19,499	9,71,636	19,83,408	25,44,895	16,65,490	14,08,799
Sweden	31	44	4	4	35	3,685	4,222	888	921	5,374
Germany	3,412	6,509	2,299	20,491	23,523	3,91,770	5,94,216	3,55,811	15,06,022	15,62,231
Netherlands	5	..	..	55	35	1,081	..	..	6,485	2,526
Belgium	692	151	276	686	231	1,06,158	13,045	20,131	50,827	16,427
France	610	17	42	1	37	66,660	1,866	4,848	598	5,396
Switzerland	632	1,546	987	1,066	1,801	58,385	1,60,662	1,23,246	86,922	1,69,599
Italy (*including* Fiume)	215	186	92	166	25	21,852	32,394	11,849	16,089	4,004
Austria	2	11	82	..	1	2,466	1,647	12,668	681	1,398
Japan	6,841	5,600	8,596	17,687	15,507	5,32,905	4,05,467	5,97,805	11,55,296	10,08,646
United States of America—										
Vid Atlantic Coast	474	776	2,209	140	2,438	35,061	60,105	1,44,588	17,489	1,56,801
„ Pacific „	181	..	..	1	..	18,979	8	--	258	--
Other Foreign Countries	167	157	87	57	114	6,416	2,283	7,000	4,876	7,237
TOTAL FOREIGN COUNTRIES	13,262	14,997	15,574	40,354	43,747	12,46,216	12,75,885	12,77,884	28,46,414	29,39,889

No. 10—*continued*

ARTICLES, AND COUNTRIES OF CONSIGNMENT; ALSO SHARE OF EACH PROVINCE	QUANTITY					VALUE				
	1932-33	1933-34	1934-35	1935-36	1936-37	1932-33	1933-34	1934-35	1935-36	1936-37
						R	R	R	R	R
Metals and Ores—*continued*										
***Aluminium*—concluded**										
***Total of Aluminium*—continued**	Cwts.	Cwts.	Cwts.	Cwts.	Cwts.					
Share of Bengal	*12,550*	*14,227*	*22,900*	*26,938*	*27,064*	*12,89,356*	*13,61,357*	*16,37,458*	*19,90,814*	*20,15,716*
„ *Bombay*	*3,121*	*17,382*	*20,384*	*24,282*	*20,030*	*6,53,650*	*13,25,894*	*14,91,590*	*16,61,196*	*13,14,026*
„ *Sind*	*456*	*1,530*	*1,409*	*2,161*	*3,308*	*30,168*	*1,07,596*	*1,15,728*	*1,56,672*	*2,28,279*
„ *Madras*	*1,226*	*3,265*	*4,699*	*4,474*	*5,609*	*83,933*	*2,32,785*	*3,62,390*	*3,52,610*	*3,78,383*
„ *Burma*	*2,190*	*3,083*	*3,075*	*5,661*	*6,635*	*1,60,745*	*2,31,661*	*2,16,563*	*3,50,613*	*4,07,234*
TOTAL	24,553	39,487	52,467	63,516	63,246	22,17,852	33,59,293	38,22,729	45,11,904	43,43,688
***Antifriction metal (III. L)*—**	Cwts.	Cwts.	Cwts.	Cwts.	Cwts.					
United Kingdom (*including* Channel Islands)	2,978	3,780	4,608	2,385	1,891	1,62,744	2,55,588	3,78,705	2,08,573	1,72,281
Other British Possessions	17	22	1	25	39	1,395	808	86	1,351	3,052
TOTAL BRITISH EMPIRE	2,995	3,802	4,609	2,410	1,930	1,64,139	2,56,396	3,78,791	2,09,924	1,75,333
United States of America—										
Vid Atlantic Coast	47	2	20	120	291	3,211	205	480	9,223	10,017
„ Pacific „	44	..	..	72	..	1,058	..	..	6,399	..
Other Foreign Countries	..	1	3	..	12	..	84	210	6	698
TOTAL FOREIGN COUNTRIES	91	3	23	192	303	2,264	289	690	15,628	10,715
Share of Bengal	*1,546*	*2,201*	*3,635*	*1,600*	*1,070*	*73,185*	*1,45,474*	*2,27,360*	*1,36,239*	*1,01,361*
„ *Bombay*	*451*	*231*	*347*	*238*	*464*	*35,765*	*28,927*	*39,592*	*19,784*	*33,433*
„ *Sind*	*311*	*207*	*372*	*137*	*253*	*10,273*	*13,625*	*23,018*	*16,753*	*16,306*
„ *Madras*	*548*	*600*	*578*	*19*	*36*	*30,257*	*33,963*	*70,264*	*1,821*	*3,205*
„ *Burma*	*230*	*666*	*460*	*608*	*410*	*16,923*	*34,696*	*21,317*	*40,975*	*31,744*
TOTAL	3,086	3,805	4,682	2,602	2,233	1,66,403	2,56,685	3,79,431	2,25,552	1,86,048
***Brass, Bronze, and similar alloys and manufactures thereof*—**										
Unwrought (III. L)—	Cwts.	Cwts.	Cwts.	Cwts.	Cwts.					
United Kingdom (*including* Channel Islands)	2,067	71	1,123	1,713	1,753	73,522	4,186	27,556	42,854	51,170
Straits Settlements	..	..	..	425	15	..	..	..	6,885	2,130
Other British Possessions	160	..	..	..	1	3,322	..	..	..	50
TOTAL BRITISH EMPIRE	3,127	71	1,123	2,138	1,769	76,844	4,186	27,556	49,689	53,350
Germany	..	..	..	..	1,301	..	..	..	..	22,458
United States of America—										
Vid Atlantic Coast	..	200	..	..	..	..	5,197	..	..	..
Other Foreign Countries	..	..	13	4	..	..	25	1,630	498	..
TOTAL FOREIGN COUNTRIES	..	200	13	4	1,301	..	5,222	1,630	498	22,458
Share of Bengal	*1,944*	*210*	*935*	*1,988*	*2,323*	*47,038*	*6,732*	*17,502*	*42,091*	*64,995*
„ *Bombay*	*291*	*4*	*123*	*4*	*33*	*8,180*	*157*	*6,658*	*135*	*2,109*
„ *Sind*	*11*	..	..	*3*	*23*	*557*	..	..	*153*	*600*
„ *Madras*	*839*	*17*	*47*	*104*	*82*	*19,785*	*609*	*1,160*	*3,168*	*2,490*
„ *Burma*	*42*	*40*	*31*	*43*	*60*	*1,284*	*1,921*	*3,866*	*5,340*	*5,614*
TOTAL	3,127	271	1,186	2,142	2,070	76,844	9,408	29,186	50,187	75,808
Wrought—										
Mixed or yellow metal for sheathing (III. L)—	Cwts.	Cwts.	Cwts.	Cwts.	Cwts.					
United Kingdom (*including* Channel Islands)	150,091	156,345	209,679	92,799	53,822	46,63,209	46,03,122	54,51,749	24,02,035	16,45,911
Other British Possessions	..	2	..	125	..	..	16	..	3,345	..
TOTAL BRITISH EMPIRE	150,091	156,347	209,679	92,924	53,822	46,63,209	46,03,138	54,51,749	24,05,380	16,45,911
Germany	286,799	170,401	247,418	220,211	155,920	72,16,033	47,87,831	60,71,000	53,24,807	45,25,247
Belgium	267	120	184	710	..	10,251	3,322	5,189	18,687	..
Japan	95,697	95,491	105,302	114,397	45,350	30,34,258	25,71,029	27,75,372	30,08,097	12,85,061
Other Foreign Countries	23	?	..	50	..	1,016	677	3	1,098	..
TOTAL FOREIGN COUNTRIES	382,786	266,019	352,904	335,368	209,809	1,02,61,558	73,12,859	88,51,564	83,52,689	58,10,408

No. 10—*continued*

ARTICLES, AND COUNTRIES OF CONSIGNMENT; ALSO SHARE OF EACH PROVINCE	QUANTITY					VALUE				
	1932-33	1933-34	1934-35	1935-36	1936-37	1932-33	1933-34	1934-35	1935-36	1936-37
Metals and Ores—*continued*						R	R	R	R	R
***Brass, Bronze, and similar alloys and manufactures thereof*—continued**										
Wrought—*continued*										
Mixed or yellow metal for sheathing (III. L)—*continued*	Cwts.	Cwts.	Cwts.	Cwts.	Cwts.					
Share of Bengal	*41,312*	*48,181*	*56,969*	*71,611*	*34,079*	*14,28,984*	*14,13,430*	*14,02,102*	*18,18,546*	*10,13,83*
,, *Bombay*	*263,192*	*221,397*	*291,361*	*235,974*	*153,049*	*89,61,799*	*80,16,933*	*73,89,830*	*58,92,357*	*42,63,20*
,, *Sind*	*23,692*	*21,196*	*24,814*	*18,606*	*9,319*	*6,46,748*	*5,59,449*	*6,04,078*	*4,62,176*	*2,54,19*
,, *Madras*	*153,437*	*130,616*	*189,043*	*101,348*	*66,359*	*47,42,679*	*38,93,261*	*49,38,458*	*38,60,324*	*18,77,35*
,, *Burma*	*1,244*	*596*	*905*	*753*	*1,325*	*44,557*	*33,935*	*38,346*	*24,666*	*43,74*
TOTAL	482,877	422,366	563,672	428,292	263,131	1,40,24,767	1,19,15,997	1,43,09,813	1,07,58,069	74,56,31
Rods (III. L)—	Cwts.	Cwts.	Cwts.	Cwts.	Cwts.					
United Kingdom (*including* Channel Islands)	2,378	5,196	6,447	5,362	2,661	79,073	1,48,381	1,88,096	1,78,777	1,13,54
Other British Possessions	..	..	..	..	1	8	47	..	42	3
TOTAL BRITISH EMPIRE	2,378	5,196	6,447	5,362	2,662	79,080	1,48,428	1,88,096	1,78,819	1,13,58
Germany	5,132	218	345	1,198	3,672	1,36,353	7,276	10,080	28,892	96,45
Japan	6,881	4,100	15,206	15,255	10059	1,41,506	81,197	3,34,071	3,26,388	2,27,91
United States of America—										
Via Atlantic Coast	..	7	..	502	1	..	562	36	18,838	19
Other Foreign Countries	70	2	9	37	18	2,341	64	548	2,192	2,51
TOTAL FOREIGN COUNTRIES	12,083	4,327	15,750	16,993	13,750	2,80,200	89,099	3,44,735	3,76,310	3,27,07
Share of Bengal	*5,109*	*4,823*	*11,080*	*13,816*	*5,079*	*1,26,249*	*1,07,103*	*2,71,461*	*3,41,262*	*2,19,55*
,, *Bombay*	*6,059*	*4,187*	*9,209*	*6,816*	*7,239*	*1,45,958*	*97,610*	*2,07,266*	*1,60,293*	*1,34,29*
,, *Sind*	*356*	*284*	*319*	*493*	*173*	*9,222*	*7,836*	*9,344*	*11,010*	*6,06*
,, *Madras*	*2,267*	*387*	*688*	*900*	*516*	*60,386*	*10,954*	*19,574*	*23,924*	*16,13*
,, *Burma*	*671*	*437*	*951*	*330*	*405*	*17,455*	*14,025*	*25,186*	*10,635*	*14,60*
TOTAL	14,461	9,523	22,197	22,355	16,412	3,59,280	2,37,527	5,32,831	5,50,129	4,40,65
Sheets (III. L)—	Cwts.	Cwts.	Cwts.	Cwts.	Cwts.					
United Kingdom (*including* Channel Islands)	3,489	2,133	454	296	300	1,20,123	68,032	20,875	16,051	16,521
Other British Possessions	1	..	1	8	..	48	..	14	428	..
TOTAL BRITISH EMPIRE	3,490	2,133	455	304	300	1,20,171	68,032	20,889	16,479	16,521
Germany	1,244	1,619	4,491	1,178	1,668	52,983	58,491	1,27,598	36,290	55,130
Belgium	85	134	95	344	259	5,865	9,212	5,325	16,015	18,077
Japan	..	392	66	291	17	..	11,700	2,391	6,460	648
United States of America—										
Via Atlantic Coast	..	..	374	366	..	..	..	10,299	9,837	..
Other Foreign Countries	27	2	..	19	3	1,152	240	6	768	178
TOTAL FOREIGN COUNTRIES	1,356	2,147	5,026	2,198	1,945	60,000	79,643	1,45,619	71,370	74,028
Share of Bengal	*3,621*	*670*	*3,495*	*1,558*	*494*	*1,27,287*	*26,783*	*1,06,584*	*53,709*	*23,768*
,, *Bombay*	*249*	*1,893*	*1,114*	*73*	*125*	*14,547*	*66,033*	*33,390*	*2,804*	*7,290*
,, *Sind*	*482*	*520*	*734*	*520*	*1,080*	*21,096*	*13,388*	*13,624*	*16,817*	*35,989*
,, *Madras*	*484*	*1,170*	*100*	*213*	*258*	*16,215*	*34,512*	*3,616*	*9,183*	*9,764*
,, *Burma*	*17*	*27*	*38*	*138*	*279*	*986*	*1,399*	*1,390*	*5,344*	*8,738*
TOTAL	4,846	4,280	5,481	2,502	2,245	1,80,171	1,47,675	1,66,608	87,849	90,549

No. 10—*continued*

ARTICLES, AND COUNTRIES OF CONSIGNMENT; ALSO SHARE OF EACH PROVINCE	QUANTITY					VALUE				
	1932-33	1933-34	1934-35	1935-36	1936-37	1932-33	1933-34	1934-35	1935-36	1936-37
Metals and Ores—*continued*						R	R	R	R	R
Brass, Bronze, and similar alloys and manufactures thereof—continued										
Wrought—continued										
Tubes (III. L)—	Cwts.	Cwts.	Cwts.	Cwts.	Cwts.					
United Kingdom (*including* Channel Islands)	117	177	320	168	246	10,557	14,370	23,695	18,869	21,885
Other British Possessions	162	18	18	58	52	2,916	597	319	653	1,204
TOTAL BRITISH EMPIRE	279	195	338	226	298	13,473	14,967	24,014	16,522	23,089
Sweden	243	196	241	288	45	11,005	8,329	14,510	11,520	3,060
Germany	1,084	775	981	1,717	2,831	47,403	35,179	44,822	64,814	1,12,391
Austria	216	500	256	185	91	11,014	22,639	11,264	8,533	3,745
Hungary	117	80	124	231	270	6,458	4,606	5,976	9,988	11,904
Japan	209	327	927	1,552	1,002	8,966	12,660	34,730	54,258	36,446
Other Foreign Countries	256	101	..	104	1	13,039	5,100	30	4,539	36
TOTAL FOREIGN COUNTRIES	2,125	1,979	2,629	4,077	4,290	97,880	88,513	1,11,332	1,53,652	1,66,632
Share of Bengal	*358*	*337*	*586*	*538*	*1,077*	*13,967*	*19,188*	*29,988*	*25,155*	*48,764*
„ *Bombay*	*1,456*	*1,593*	*1,992*	*3,240*	*3,119*	*69,078*	*72,590*	*85,299*	*1,23,834*	*1,25,808*
„ *Sind*	*102*	*5*	*88*	*97*	*117*	*4,508*	*531*	*3,723*	*3,523*	*6,577*
„ *Madras*	*598*	*118*	*275*	*319*	*105*	*20,164*	*7,000*	*12,996*	*12,353*	*4,014*
„ *Burma*	*69*	*72*	*86*	*109*	*170*	*3,636*	*3,871*	*4,040*	*4,809*	*4,538*
TOTAL	2,404	2,169	2,967	4,303	4,588	1,11,353	1,03,480	1,35,346	1,70,174	1,89,721
Wire (III. L)—	Cwts.	Cwts.	Cwts.	Cwts.	Cwts.					
United Kingdom (*including* Channel Islands)	160	502	671	849	520	8,148	22,689	29,571	41,239	28,776
Other British Possessions	3	4	..	..	1	626	450	..	..	59
TOTAL BRITISH EMPIRE	163	506	671	849	521	8,774	23,139	29,571	41,239	28,835
Germany	1,213	531	431	309	305	45,878	19,694	16,712	11,059	12,401
Belgium	207	15	7	8	6	7,215	533	764	821	255
France	641	..	..	..	..	24,685	9	..	..	1
Italy (*including* Fiume)	817	..	..	..	..	33,484	..	..	..	..
Japan	6,877	5,231	8,373	6,587	5,763	2,18,314	1,55,870	2,39,162	1,61,225	1,68,522
Other Foreign Countries	53	5	6	23	4	2,928	393	312	1,409	718
TOTAL FOREIGN COUNTRIES	9,808	5,782	8,817	6,927	6,078	3,32,504	1,76,554	2,56,950	1,94,024	1,81,897
Share of Bengal	*3,652*	*1,942*	*3,539*	*2,044*	*1,433*	*1,17,250*	*60,073*	*1,05,903*	*61,324*	*44,362*
„ *Bombay*	*4,814*	*3,232*	*3,785*	*4,336*	*4,300*	*1,65,688*	*98,401*	*1,08,886*	*1,26,056*	*1,33,475*
„ *Sind*	*47*	*14*	*36*	*52*	*62*	*2,274*	*1,212*	*1,400*	*2,288*	*2,544*
„ *Madras*	*1,317*	*917*	*1,680*	*911*	*566*	*45,897*	*33,833*	*53,912*	*27,721*	*19,056*
„ *Burma*	*241*	*193*	*448*	*533*	*239*	*10,219*	*7,169*	*16,980*	*17,874*	*9,295*
TOTAL	9,071	6,288	9,488	7,776	6,599	3,41,278	1,99,693	2,86,521	2,35,263	2,10,732
Wood Screws (III. L) (a)—					Cwts.					
United Kingdom (*including* Channel Islands)	—	—	—	—	597	—	—	—	—	66,840
Other British Possessions	—	—	—	—	..	—	—	—	—	6
TOTAL BRITISH EMPIRE	—	—	—	—	597	—	—	—	—	66,846
Belgium	—	—	—	—	353	—	—	—	—	23,863
Japan	—	—	—	—	630	—	—	—	—	39,156
Other Foreign Countries	—	—	—	—	98	—	—	—	—	6,983
TOTAL FOREIGN COUNTRIES	—	—	—	—	1,081	—	—	—	—	70,002
Share of Bengal	—	—	—	—	*346*	—	—	—	—	*30,991*
„ *Bombay*	—	—	—	—	*707*	—	—	—	—	*60,568*
„ *Sind*	—	—	—	—	*141*	—	—	—	—	*12,232*
„ *Madras*	—	—	—	—	*408*	—	—	—	—	*26,649*
„ *Burma*	—	—	—	—	*76*	—	—	—	—	*6,408*
TOTAL	—	—	—	—	1,678	—	—	—	—	1,36,948
Other sorts (III. L)—	Cwts.	Cwts.	Cwts.	Cwts.	Cwts.					
United Kingdom (*including* Channel Islands)	14,239	6,860	7,868	4,862	5,049	6,00,945	4,42,933	4,54,795	3,33,816	4,18,025
Aden and Dependencies	140	890	332	552	576	8,501	8,558	5,728	8,669	9,822
Ceylon (*excluding* Maldives)	395	365	204	758	2,195	9,831	8,261	6,682	12,639	40,299
Straits Settlements	4,869	2,566	1,527	5,736	1,492	1,03,583	47,015	27,573	1,00,715	25,752
Hongkong	68	102	66	56	46	6,079	5,093	5,474	4,723	4,118

(a) Separately recorded from 1936-37.

No. 10—*continued*

ARTICLES, AND COUNTRIES OF CONSIGNMENT; ALSO SHARE OF EACH PROVINCE	QUANTITY					VALUE				
	1932-33	1933-34	1934-35	1935-36	1936-37	1932-33	1933-34	1934-35	1935-36	1936-37
						R	R	R	R	R
Metals and Ores—*continued*										
Brass, Bronze, and similar alloys and manufactures thereof—continued										
Wrought—*concluded*	Cwts.	Cwts.	Cwts.	Cwts.	Cwts.					
Other Sorts (III, L)—*contd.*										
Mauritius and Dependencies	..	..	84	264	172	..	..	1,095	5,001	4,239
Other British Possessions	347	372	331	348	443	7,722	6,405	6,071	6,644	9,194
TOTAL BRITISH EMPIRE	20,043	10,155	9,992	12,576	9,978	7,81,666	5,18,265	5,07,368	4,71,757	5,11,449
Sweden	70	16	58	30	16	3,383	1,619	3,296	2,583	1,321
Germany	10,789	1,775	2,957	3,463	2,481	5,01,386	1,78,812	2,01,701	2,35,582	1,81,653
Belgium	464	798	457	726	172	36,783	52,950	29,575	45,966	9,826
France	124	111	41	42	12	6,745	8,634	3,610	2,328	1,722
Italy (*including* Fiume)	46	7	15	10	11	1,835	917	5,310	1,955	2,350
Austria	71	119	46	18	31	9,055	12,432	5,477	2,025	5,786
Iraq	159	1,284	269	263	224	2,124	19,105	3,747	4,130	3,411
Iran	4	..	..	..	720	158	25	..	4	15,838
Java	2	14	247	606	2,585	90	203	4,377	10,979	47,867
Japan	21,376	11,596	18,321	24 204	14,868	6,70,530	4,20,092	6,09,649	7,84,329	5,27,098
United States of America—										
Via Atlantic Coast	167	233	59	76	558	10,893	11,746	5,087	8,139	40,166
„ Pacific „	..	..	..	..	..	10	20	25	..	..
Other Foreign Countries	191	171	144	85	93	7,382	12,157	6,446	7,076	4,513
TOTAL FOREIGN COUNTRIES	33,463	16,124	23,114	29,522	21,771	12,67,624	7,18,702	8,78,300	11,05,096	8,41,551
Share of Bengal	*35,083*	*4,508*	*6,930*	*10,994*	*6,792*	*11,30,564*	*2,11,654*	*2,99,326*	*3,96,963*	*2,44,631*
„ *Bombay*	*7,114*	*18,969*	*7,172*	*8,366*	*9,335*	*3,61,286*	*5,07,167*	*3,98,596*	*4,11,382*	*4,38,813*
„ *Sind*	*5,489*	*5,569*	*3,083*	*5,750*	*4,966*	*2,01,030*	*1,87,011*	*2,69,067*	*2,07,202*	*2,56,987*
„ *Madras*	*5,090*	*6,936*	*13,004*	*14,363*	*8,890*	*2,44,493*	*2,51,656*	*3,54,893*	*4,44,887*	*2,83,812*
„ *Burma*	*730*	*1,147*	*927*	*2,620*	*1,761*	*61,677*	*74,679*	*68,786*	*1,16,419*	*1,28,757*
TOTAL	53,506	26,279	33,106	42,093	31,744	19,98,990	12,81,967	13,85,668	15,76,853	13,53,000
Total of Brass, Bronze, and similar alloys and manufactures thereof—	Cwts.	Cwts.	Cwts.	Cwts.	Cwts.					
United Kingdom (*including* Channel Islands)	178,441	170,784	226,052	106,049	64,948	55,55,576	53,08,713	61,96,337	30,25,141	23,62,671
Aden and Dependencies	140	290	332	552	576	3,501	8,558	5,728	8,669	9,822
Ceylon (*excluding* Maldives)	711	369	294	817	2,200	16,730	8,793	6,632	13,458	40,516
Straits Settlements	4,869	2,566	1,529	6,164	1,509	1,03,588	47,015	27,646	1,07,761	28,034
Hongkong	68	102	66	185	51	6,079	5,093	5,474	8,211	4,435
Mauritius and Dependencies	..	..	84	264	215	..	..	1,095	5,001	4,904
Other British Possessions	347	387	348	348	443	7,943	6,983	6,331	6,644	9,200
TOTAL BRITISH EMPIRE	179,571	174,508	228,705	114,379	69,942	56,93,417	53,80,155	62,49,243	31,74,885	24,59,582
Sweden	326	218	405	344	68	20,294	10,350	18,119	15,721	3,938
Germany	256,261	175,819	256,623	228,078	176,308	80,08,086	50,32,283	64,71 913	57,01,454	50,10,220
Belgium	1,035	1,069	752	1,823	791	60,615	66,152	41,431	88,083	52,107
France	908	111	41	60	15	36,506	8,684	3,610	3,031	1,936
Italy (*including* Fiume)	953	81	15	107	33	40,322	2,752	5,810	5,961	4,609

No. 10—*continued*

ARTICLES, AND COUNTRIES OF CONSIGNMENT; ALSO SHARE OF EACH PROVINCE	QUANTITY					VALUE				
	1932-33	1933-34	1934-35	1935-36	1936-37	1932-33	1933-34	1934-35	1935-36	1936-37
Metals and Ores—*continued*						R	R	R	R	R
Brass, Bronze, and similar alloys and manufactures thereof—concluded										
Total of Brass, Bronze, and similar alloys and manufactures thereof—continued	Cwts.	Cwts.	Cwts.	Cwts.	Cwts.					
Austria	308	619	302	198	122	20,855	35,071	16,741	10,558	9,531
Hungary	119	151	124	231	270	6,531	8,782	5,976	9,988	11,904
Czechoslovakia	118	45	15	11	11	5,591	3,446	2,537	1,503	1,505
Iraq	159	1,284	269	263	224	2,124	19,105	3,747	4,130	3,411
Iran	4	..	..	..	720	158	25	..	4	15,838
Java	2	14	247	608	2,585	90	203	4,377	10,979	47,867
Japan	151,040	117,137	148,988	162,290	77,719	40,82,574	32,52,538	39,97,005	43,68,255	22,84,842
United States of America—										
Vid Atlantic Coast	172	440	433	945	559	11,770	17,505	15,422	36,814	40,358
,, Pacific ,,	..	..	..	..	..	10	20	25	..	..
Other Foreign Countries	218	187	129	131	100	8,790	8,676	3,917	7,158	5,885
TOTAL FOREIGN COUNTRIES	301,621	296,578	408,343	395,089	259,525	1,22,99,206	84,65,592	1,05,90,180	1,02,53,639	74,94,047
Share of Bengal	*90,977*	*60,106*	*83,405*	*102,544*	*55,123*	*29,91,349*	*18,45,001*	*22,30,166*	*27,43,044*	*16,97,917*
,, *Bombay*	*233,163*	*240,355*	*314,656*	*258,709*	*176,957*	*88,28,436*	*63,59,190*	*81,69,425*	*67,16,866*	*52,30,559*
,, *Sind*	*30,176*	*27,588*	*32,774*	*25,521*	*15,339*	*3,35,435*	*7,74,932*	*9,11,140*	*7,03,169*	*5,75,186*
,, *Madras*	*168,862*	*140,205*	*201,827*	*118,163*	*77,183*	*51,49,719*	*42,39,725*	*53,84,609*	*30,30,058*	*22,39,275*
,, *Burma*	*3,007*	*2,918*	*3,386*	*4,531*	*4,315*	*1,39,754*	*1,36,899*	*1,44,083*	*1,85,367*	*2,30,692*
TOTAL	571,192	471,176	637,048	509,468	329,467	1,79,92,683	1,38,45,747	1,68,39,373	1,34,28,524	99,53,629
Copper—										
Ore (II. F)—	Tons	Tons	Tons	Tons	Tons					
TOTAL BRITISH EMPIRE	..	..	..	..	5	..	5	61	..	2,687
TOTAL FOREIGN COUNTRIES	..	..	..	..	..	..	..	..	4	..
Share of Bengal	..	..	..	..	*5*	..	..	..	..	*2,687*
,, *Bombay*	..	..	..	..	..	..	*5*	*61*	..	..
,, *Sind*	..	..	..	..	..	..	..	..	*3*	..
,, *Madras*	..	..	..	..	..	..	..	..	*1*	..
TOTAL	..	..	..	..	*5*	..	5	61	4	2,687
Old, for re-manufactures (III. L)—	Cwts.	Cwts.	Cwts.	Cwts.	Cwts.					
United Kingdom (*including* Channel Islands)	827	1,301	26	1,595	20	24,542	34,152	629	33,676	486
Aden and Dependencies	120	73	553	381	314	3,379	1,718	7,446	7,084	6,922
Bahrein Islands	332	216	165	114	125	8,976	4,335	3,228	2,370	2,740
Straits Settlements	1,189	123	408	1,941	157	38,168	3,568	9,491	49,575	4,297
Other British Possessions	123	350	99	316	431	3,415	8,489	2,410	6,933	11,847
TOTAL BRITISH EMPIRE	2,591	2,063	1,251	4,347	1,047	78,380	52,312	23,204	99,638	26,292
Germany	174	..	..	173	..	5,223	..	..	6,698	..
Iraq	121	335	18	116	37	2,598	6,582	402	2,080	922
Java	..	3	..	..	739	10	58	..	..	20,483
Japan	..	..	800	125	..	..	..	19,348	2,909	..
Other Foreign Countries	212	168	441	259	168	5,531	3,258	7,462	4,665	3,752
TOTAL FOREIGN COUNTRIES	507	506	1,849	673	944	13,362	9,898	27,212	16,352	25,157

No. 10—*continued*

ARTICLES, AND COUNTRIES OF CONSIGNMENT; ALSO SHARE OF EACH PROVINCE	QUANTITY					VALUE				
	1932-33	1933-34	1934-35	1935-36	1936-37	1932-33	1933-34	1934-35	1935-36	1936-37
						R	R	R	R	R
Metals and Ores—*continued*										
Copper—continued										
Old for re-manufactures (III. L)—*continued*	Cwts.	Cwts.	Cwts.	Cwts.	Cwts.					
Share of Bengal	*1,854*	*1,039*	*1,327*	*3,786*	*1,604*	*53,836*	*28,715*	*29,574*	*91,778*	*28,200*
„ *Bombay*	*1,012*	*1,046*	*1,140*	*1,077*	*561*	*23,037*	*23,293*	*18,604*	*21,339*	*20,249*
„ *Sind*	*146*	*326*	*133*	*143*	*120*	*2,367*	*6,825*	*2,338*	*2,543*	*2,561*
„ *Madras*	*26*	*166*	--	*14*	*6*	*753*	*4,262*	--	*330*	*138*
„ *Burma*	*50*	..	..	..	..	*1,251*	..	..	..	..
TOTAL	3,088	2,569	2,600	5,020	1,991	91,743	62,210	50,416	1,15,990	51,449
Unwrought—										
Tiles, ingots, cakes, bricks and slabs (III. L)—	Cwts.	Cwts.	Cwts.	Cwts.	Cwts.					
United Kingdom (*including* Channel Islands)	4,771	4,947	10,481	6,395	2,372	1,50,564	1,56,537	2,56,208	1,61,389	79,928
Union of South Africa	..	1,012	4,806	12,426	3,570	..	28,330	1,10,624	3,18,614	1,25,983
Commonwealth of Australia	..	..	500	2,311	..	..	..	11,730	62,887	..
Other British Possessions	13	..	..	..	20	431	..	..	..	700
TOTAL BRITISH EMPIRE	4,784	5,959	15,787	21,132	5,962	1,50,995	1,84,867	3,78,562	5,42,890	2,06,611
Netherlands	..	..	502	..	..	..	..	11,754	..	..
Portuguese East Africa	200	3,009	504	5,161	8,680	7,200	98,520	10,200	1,33,518	2,47,373
United States of America—*Vid* Atlantic Coast	500	5,124	4,875	6,702	3,415	20,966	1,49,488	1,07,765	1,63,282	1,31,918
„ Pacific „	..	..	..	1,000	..	..	..	..	28,636	--
Other Foreign Countries	60	5	100	..	..	1,832	258	4,040	..	..
TOTAL FOREIGN COUNTRIES	760	8,138	5,981	12,863	12,095	29,998	2,48,266	1,33,759	3,30,986	3,79,291
Share of Bengal	*4,372*	*11,496*	*16,025*	*29,241*	*13,048*	*1,45,549*	*3,54,941*	*3,66,200*	*7,55,742*	*4,22,308*
„ *Bombay*	*565*	*1,685*	*2,944*	*2,125*	*1,379*	*17,099*	*47,339*	*72,945*	*53,895*	*54,011*
„ *Sind*	*440*	*681*	*780*	*40*	*955*	*12,415*	*14,972*	*18,360*	*1,035*	*26,129*
„ *Madras*	*104*	*285*	*1,549*	*2,490*	*2,045*	*3,696*	*10,151*	*40,125*	*59,605*	*78,304*
„ *Burma*	*63*	*160*	*370*	*99*	*130*	*2,304*	*5,730*	*14,077*	*3,559*	*4,559*
TOTAL	5,544	14,097	21,768	33,995	18,057	1,80,993	4,33,133	5,13,311	8,73,876	5,85,902
Other sorts (III. L)—	Cwts.	Cwts.	Cwts.	Cwts.	Cwts.					
TOTAL BRITISH EMPIRE	20	..	41	..	20	693	..	1,744	--	480
Portuguese East Africa	..	..	..	2,018	..	..	..	..	52,171	..
Other Foreign Countries	7	2	..	..	..	450	132	..	9	..
TOTAL FOREIGN COUNTRIES	7	2	..	2,018	..	450	132	..	52,180	..
Share of Bengal	*20*	..	..	..	..	*693*	..	..	..	..
„ *Bombay*	*7*	*2*	..	..	..	*450*	*132*	..	..	..
„ *Madras*	..	--	*41*	*2,018*	*20*	..	..	*1,744*	*52,180*	*480*
TOTAL	27	2	41	2,018	20	1,143	132	1,744	52,180	480
Wrought—										
Braziers (III. L)—	Cwts.	Cwts.	Cwts	Cwts.	Cwts.					
United Kingdom (*including* Channel Islands)	..	626	..	..	..	..	22,185	..	..	..
Germany	..	2,410	1,062	124	503	..	69,650	25,794	4,145	19,182
Belgium	..	16	..	..	..	..	706	..	..	..
TOTAL FOREIGN COUNTRIES	..	2,426	1,062	124	503	..	70,356	25,794	4,145	19,182
Share of Bengal	..	*990*	..	..	..	..	*36,692*	..	..	..
„ *Bombay*	..	*267*	*1,012*	..	..	..	*7,894*	*23,778*	..	..
„ *Sind*	..	*1,795*	..	*124*	*503*	..	*47,955*	..	*4,145*	*19,182*
„ *Burma*	..	..	*50*	..	..	..	..	2,016	..	..
TOTAL	..	3,052	1,062	124	503	..	92,541	25,794	4,145	19,183
Rods (III. L)—	Cwts.	Cwts.	Cwts.	Cwts.	Cwts.					
United Kingdom (*including* Channel Islands)	2,230	3,074	5,112	3,583	2,347	87,769	1,01,659	1,78,759	1,29,206	97,603

No. 10—*continued*

ARTICLES, AND COUNTRIES OF CONSIGNMENT; ALSO SHARE OF EACH PROVINCE	QUANTITY					VALUE				
	1932-33	1933-34	1934-35	1935-36	1936-37	1932-33	1933-34	1934-35	1935-36	1936-37
						R	R	R	R	R
Metals and Ores—*continued*										
***Copper*—continued**										
Wrought—*contd.*										
Rods (III. L)—*contd.*	Cwts.	Cwts.	Cwts.	Cwts.	Cwts.					
Germany	3,752	1,870	657	744	1,288	1,17,334	55,884	18,288	22,500	44,077
Belgium	154	40	109	5	326	5,785	2,243	6,658	193	28,040
Japan	6,096	26,126	48,082	36,431	39,686	1,45,711	7,42,148	12,32,966	9,39,109	10,58,282
United States of America—*Vid* Atlantic Coast	13,018	9,511	17,284	31,525	25,714	4,15,458	2,08,996	4,40,552	8,14,806	8,08,037
,, Pacific ,,	..	..	..	..	2,047	..	..	..	..	68,571
Other Foreign Countries	82	16	..	5	6	2,588	876	..	217	881
TOTAL FOREIGN COUNTRIES	23,097	37,563	66,192	68,710	69,567	6,86,876	10,10,099	16,98,454	17,76,825	20,32,888
Share of Bengal	*22,027*	*33,296*	*67,742*	*68,655*	*68,253*	*6,59,601*	*10,35,058*	*17,53,991*	*17,79,955*	*19,91,516*
,, *Bombay*	*1,711*	*2,049*	*2,426*	*2,382*	*2,557*	*59,354*	*65,317*	*77,674*	*79,883*	*93,466*
,, *Sind*	*1,227*	*23*	*107*	*139*	*143*	*51,570*	*1,079*	*4,505*	*4,916*	*6,026*
,, *Madras*	*295*	*214*	*221*	*1,083*	*339*	*10,679*	*7,952*	*32,064*	*40,039*	*36,410*
,, *Burma*	*66*	*57*	*108*	*34*	*92*	*2,431*	*2,353*	*3,979*	*1,327*	*3,073*
TOTAL	25,327	40,637	71,804	72,293	71,914	7,74,635	11,11,758	18,72,213	19,06,111	21,30,491
Sheets (III. L)—	Cwts.	Cwts.	Cwts.	Cwts.	Cwts.					
United Kingdom (*including* Channel Islands)	66,295	105,334	180,140	94,078	38,976	25,06,664	34,59,630	53,35,667	27,66,868	17,12,499
Other British Possessions	26	..	1	5	2	700	73	118	164	81
TOTAL BRITISH EMPIRE	66,321	105,334	180,141	94,083	38,978	25,07,364	34,59,703	53,35,785	27,67,032	17,12,580
Germany	181,553	93,148	104,067	146,096	56,536	62,41,802	28,84,199	28,16,091	39,16,784	21,94,481
Netherlands	1,055	..	..	..	..	33,887	..	..	..	..
Belgium	9,231	2,895	2,198	3,364	1,466	3,17,237	90,487	61,362	1,01,978	54,666
France	2,051	22	2,584	..	..	82,108	682	86,896	..	..
Japan	12,601	899	8,572	4,109	280	3,99,516	22,405	2,51,240	1,22,755	9,589
United States of America—*Vid* Atlantic Coast	20	1,001	76,866	32,301	4,635	932	21,725	19,99,044	8,75,072	1,73,423
Other Foreign Countries	21	..	11	..	..	1,093	53	467	..	..
TOTAL FOREIGN COUNTRIES	206,532	99,965	194,098	185,870	62,917	70,81,575	30,19,501	52,15,100	50,16,589	24,32,159
Share of Bengal	*36,095*	*24,497*	*38,524*	*38,338*	*15,478*	*14,30,731*	*8,24,925*	*11,18,627*	*11,55,384*	*6,34,045*
,, *Bombay*	*172,047*	*125,322*	*240,830*	*199,868*	*46,305*	*58,49,146*	*38,45,077*	*66,24,590*	*53,47,659*	*20,64,344*
,, *Sind*	*27,597*	*23,746*	*49,406*	*19,423*	*19,161*	*8,43,343*	*7,00,418*	*13,84,856*	*5,72,494*	*6,84,869*
,, *Madras*	*38,665*	*31,485*	*45,295*	*23,141*	*20,756*	*14,03,916*	*10,98,419*	*14,20,423*	*7,00,496*	*7,53,497*
,, *Burma*	*149*	*249*	*194*	*183*	*195*	*6,803*	*11,065*	*7,939*	*7,058*	*7,934*
TOTAL	272,853	205,299	374,239	279,953	101,895	95,88,939	64,79,204	1,05,50,885	77,83,621	41,44,739
Tubes (III. L)—	Cwts.	Cwts.	Cwts.	Cwts.	Cwts.					
United Kingdom (*including* Channel Islands)	526	486	844	748	735	27,575	30,819	49,001	44,460	44,788
Other British Possessions	5	72	33	..	..	457	1,762	307	..	13
TOTAL BRITISH EMPIRE	531	558	877	748	735	28,032	32,581	49,308	44,460	44,801
Germany	1,553	2,106	1,515	2,477	2,341	67,103	88,361	65,721	93,706	93,950
Belgium	176	100	59	87	..	7,327	4,096	2,470	5,106	..
Japan	56	730	1,149	1,303	634	2,127	29,127	41,989	46,782	24,201
Other Foreign Countries	170	100	242	147	90	8,594	4,816	12,300	7,883	5,329
TOTAL FOREIGN COUNTRIES	1,955	3,036	2,965	4,014	3,065	85,151	1,26,400	1,22,480	1,53,477	1,28,480
Share of Bengal	*1,213*	*1,327*	*1,675*	*2,409*	*2,236*	*52,909*	*63,106*	*75,575*	*97,330*	*99,925*
,, *Bombay*	*669*	*1,331*	*1,471*	*1,395*	*869*	*32,274*	*74,351*	*62,442*	*74,959*	*40,086*
,, *Sind*	*267*	*19*	*65*	*84*	*175*	*11,091*	*1,650*	*3,848*	*3,585*	*9,838*
,, *Madras*	*259*	*333*	*564*	*396*	*385*	*12,077*	*15,116*	*25,637*	*18,600*	*16,921*
,, *Burma*	*78*	*84*	*77*	*48*	*135*	*4,833*	*4,758*	*4,386*	*3,464*	*6,461*
TOTAL	2,486	3,594	3,842	4,762	3,800	1,13,183	1,58,981	1,71,788	1,97,937	1,73,231

No. 10—*continued*

ARTICLES AND COUNTRIES OF CONSIGNMENT; ALSO SHARE OF EACH PROVINCE	QUANTITY					VALUE				
	1932-33	1933-34	1934-35	1935-36	1936-37	1932-33	1933-34	1934-35	1935-36	1936-37
						R	R	R	R	R
Metals and Ores—*continued*										
***Copper*—continued**										
Wrought—*concluded*										
Wire, *excluding* wire of telegraph and telephone (III. L)—	Cwts.	Cwts.	Cwts.	Cwts.	Cwts.					
United Kingdom (*including* Channel Islands)	251	1,329	1,848	1,232	1,775	12,612	47,590	69,960	47,733	72,652
Straits Settlements	661	21	--	..	--	14,327	675	..	--	..
Other British Possessions	21	..	18	4	--	576	25	315	105	..
TOTAL BRITISH EMPIRE	933	1,350	1,866	1,236	1,775	27,515	48,290	70,275	47,843	72,652
Germany	2,175	1,096	634	1,106	1,909	87,355	39,750	21,980	36,693	67,739
Belgium	943	224	19	249	243	39,222	8,432	630	8,581	7,975
France	886	135	20	20	..	35,815	5,700	691	938	..
Japan	1,993	1,425	5,289	5,438	5,073	69,567	45,761	1,67,105	1,67,508	1,83,106
Other Foreign Countries	11	3	11	31	1	338	100	635	2,496	99
TOTAL FOREIGN COUNTRIES	6,009	2,883	5,973	6,844	7,226	2,32,797	1,00,833	1,91,041	2,16,213	2,58,919
Share of Bengal	*769*	*867*	*1,011*	*506*	*453*	*29,767*	*30,497*	*39,885*	*18,936*	*22,732*
„ *Bombay*	*4,845*	*2,462*	*5,911*	*6,653*	*6,730*	*1,80,332*	*86,330*	*1,83,815*	*2,13,867*	*2,43,639*
„ *Sind*	*239*	*28*	*28*	*200*	*228*	*6,741*	*1,052*	*1,031*	*6,152*	*8,378*
„ *Madras*	*998*	*796*	*796*	*694*	*1,568*	*39,228*	*28,508*	*27,792*	*24,969*	*56,866*
„ *Burma*	*99*	*80*	*95*	*87*	*22*	*4,192*	*2,238*	*3,793*	*937*	*957*
TOTAL	6,941	4,233	7,839	8,080	9,001	2,60,812	1,49,123	2,61,316	2,64,056	3,31,571
Other manufactures (III. L)—	Cwts.	Cwts.	Cwts.	Cwts.	Cwts.					
United Kingdom (*including* Channel Islands)	2,915	2,510	4,381	4,511	3,459	1,64,811	1,41,805	2,39,926	2,47,736	1,98,181
Straits Settlements	212	12	92	4	1	7,076	594	2,774	239	40
Zanzibar and Pemba	..	1	..	6	..	..	25	..	6,298	..
Other British Possessions	57	21	126	9	30	1,604	686	3,425	312	620
TOTAL BRITISH EMPIRE	3,184	2,544	4,599	4,530	3,496	1,73,491	1,43,110	2,46,125	2,54,585	1,98,841
Sweden	185	21	7	--	--	7,883	886	254	--	--
Germany	3,312	1,078	810	1,526	1,944	2,02,500	90,672	62,985	1,01,906	1,12,494
Belgium	195	33	351	163	925	7,978	960	12,585	5,585	29,345
France	195	186	40	9	331	10,415	6,897	1,436	813	11,563
Iraq	3	63	44	2	--	400	10,070	6,437	405	--
Japan	1,522	1,729	6,791	4,038	7,506	54,871	48,701	2,43,929	1,26,557	2,53,726
United States of America—										
Vid Atlantic Coast	17	26	14	23	30	6,264	1,339	1,150	2,206	3,208
Other Foreign Countries	15	42	108	25	18	1,088	3,715	7,183	2,152	3,949
TOTAL FOREIGN COUNTRIES	5,414	3,178	8,165	5,786	10,749	2,91,389	1,63,190	3,35,959	2,39,624	4,14,285
Share of Bengal	*3,876*	*1,609*	*3,431*	*2,582*	*3,209*	*1,79,452*	*98,548*	*1,99,626*	*1,35,927*	*1,64,225*
„ *Bombay*	*1,814*	*1,594*	*1,153*	*3,863*	*7,334*	*1,09,680*	*95,784*	*74,827*	*1,90,883*	*2,79,976*
„ *Sind*	*2,186*	*1,508*	*6,533*	*2,696*	*2,189*	*1,14,047*	*57,488*	*2,40,946*	*1,01,709*	*92,464*
„ *Madras*	*540*	*790*	*1,495*	*1,051*	*1,398*	*48,371*	*40,019*	*62,195*	*50,243*	*62,969*
„ *Burma*	*182*	*221*	*162*	*124*	*115*	*13,450*	*14,491*	*18,490*	*15,447*	*13,502*
TOTAL	8,598	5,722	12,764	10,316	14,245	4,64,880	3,06,300	5,82,084	4,94,209	6,13,136

No. 10—*continued*

ARTICLES, AND COUNTRIES OF CONSIGNMENT; ALSO SHARE OF EACH PROVINCE	QUANTITY					VALUE				
	1932-33	1933-34	1934-35	1935-36	1936-37	1932-33	1933-34	1934-35	1935-36	1936-37
						R	R	R	R	R
Metals and Ores—*continued*										
Copper—concluded										
Total of Copper (excluding *Ore*)—	Cwts.	Cwts.	Cwts.	Cwts.	Cwts.					
United Kingdom (*including* Channel Islands)	77,815	119,607	202,878	118,142	49,704	29,74,527	39,04,377	61,26,894	34,31,153	22,06,552
Aden and Dependencies	124	141	605	385	314	3,489	3,865	8,118	7,189	6,922
Bahrein Islands	322	216	165	114	125	3,876	4,385	3,228	2,370	2,740
Ceylon (*excluding* Maldives)	148	202	10	38	142	4,108	5,278	413	1,022	4,162
Straits Settlements	2,037	156	501	1,945	178	60,721	4,387	12,383	49,814	5,037
Union of South Africa	..	1,012	4,808	12,426	3,570	..	28,330	1,10,624	3,18,614	1,26,007
Zanzibar and Pemba	22	16	21	23	44	656	385	520	6,701	1,180
Commonwealth of Australia	..	4	501	2,315	..	..	115	11,620	63,011	..
Other British Possessions	66	154	192	271	283	1,852	3,640	4,752	5,860	7,260
TOTAL BRITISH EMPIRE	80,584	121,508	209,674	129,659	54,360	30,54,229	40,44,707	62,78,752	38,85,784	23,59,860
Sweden	192	95	128	78	..	9,235	4,120	5,464	3,239	8
Germany	192,586	103,713	108,845	152,246	64,521	67,28,599	32,28,724	30,14,874	41,82,432	25,36,928
Netherlands	1,099	32	569	20	11	41,152	2,025	14,699	1,645	2,567
Belgium	10,699	3,808	2,796	3,868	3,460	3,77,544	1,06,874	83,700	1,21,452	1,20,026
France	3,201	356	2,964	29	331	1,31,821	14,017	89,805	1,748	11,563
Austria	46	22	103	15	..	2,830	1,081	5,901	558	..
Iraq	124	401	62	118	37	2,998	16,784	6,839	2,485	922
Java	..	3	..	..	739	10	58	..	..	20,483
Japan	22,268	30,909	70,772	51,444	53,179	6,71,792	8,89,142	19,56,597	14,05,620	15,58,904
Portuguese East Africa	235	3,014	517	7,250	8,680	8,260	98,620	10,470	1,87,109	2,47,373
United States of America—										
Vid Atlantic Coast	13,556	15,672	98,588	70,629	33,808	4,44,445	3,82,268	25,51,697	18,66,762	11,18,082
„ Pacific „	..	..	..	1,000	2,047	..	..	..	28,686	63,571
Other Foreign Countries	274	173	445	210	253	8,412	4,967	9,753	4,705	9,989
TOTAL FOREIGN COUNTRIES	244,280	157,698	285,785	286,902	167,066	84,21,598	47,48,675	77,49,799	78,06,891	56,90,361
Share of Bengal	*70,226*	*80,029*	*139,735*	*145,512*	*103,681*	*25,93,537*	*24,71,782*	*35,73,572*	*40,35,550*	*33,62,951*
„ *Bombay*	*132,670*	*136,251*	*256,877*	*217,793*	*66,536*	*52,76,353*	*42,45,932*	*71,43,575*	*59,81,715*	*27,95,772*
„ *Sind*	*32,393*	*23,006*	*57,052*	*22,854*	*23,474*	*10,47,054*	*8,30,609*	*16,55,784*	*6,96,586*	*8,50,398*
„ *Madras*	*38,338*	*34,069*	*50,749*	*29,857*	*27,067*	*15,18,614*	*12,04,426*	*16,00,984*	*9,46,444*	*10,04,574*
„ *Burma*	*637*	*851*	*1,046*	*515*	*669*	*35,264*	*40,634*	*49,630*	*31,820*	*36,527*
TOTAL	324,864	279,206	495,459	416,561	221,426	1,14,75,827	87,93,382	1,40,28,551	1,16,92,125	80,50,221
Farro alloys (III. L)—	Tons	Tons	Tons	Tons	Tons					
United Kingdom (*including* Channel Islands)	25	76	122	244	81	24,572	16,536	23,176	48,448	26,271
Canada— *Vid* Atlantic Coast	..	..	..	..	..	..	..	285	..	..
TOTAL BRITISH EMPIRE	25	76	122	244	81	24,572	16,536	23,461	48,448	26,271
Finland	..	..	..	151	..	..	..	..	32,524	..
Sweden	2	9	6	59	18	748	2,850	2,760	26,870	4,887
Norway	8	35	353	374	48	1,088	6,845	36,784	95,905	13,275
Germany	348	166	399	866	2	95,255	36,450	36,305	2,46,503	4,536
France	13	..	..	20	..	3,900	..	..	6,419	8
Italy (*including* Fiume)	145	893	638	214	..	38,326	2,54,058	1,57,650	46,709	..
Japan	..	164	86	1,126	1,119	..	27,497	16,005	2,53,715	1,85,750
United States of America— *Vid* Atlantic Coast	..	..	54	..	..	..	..	9,519	..	..
Other Foreign Countries	1	..	27	..	..	670	..	3,913	..	251
TOTAL FOREIGN COUNTRIES	517	1,267	1,502	2,810	1,187	1,39,987	3,27,700	3,62,936	7,06,645	2,08,707
Share of Bengal	*542*	*1,339*	*1,658*	*3,043*	*1,211*	*1,63,667*	*3,42,732*	*3,81,191*	*7,54,018*	*2,19,656*
„ *Bombay*	..	*4*	*26*	*11*	*21*	*892*	*1,504*	*4,859*	*2,940*	*6,949*
„ *Sind*	..	..	..	..	..	..	..	*209*	..	*50*
„ *Madras*	..	..	..	..	*36*	..	..	..	*37*	*8,365*
„ *Burma*	..	..	..	..	..	..	..	*147*	*48*	*53*
TOTAL	542	1,343	1,684	3,054	1,268	1,64,559	3,44,236	3,86,397	7,57,093	2,34,978

No. 10—*continued*

ARTICLES, AND COUNTRIES OF CONSIGNMENT; ALSO SHARE OF EACH PROVINCE	QUANTITY					VALUE				
	1932-33	1933-34	1934-35	1935-36	1936-37	1932-33	1933-34	1934-35	1935-36	1936-37
						R	R	R	R	R
Metals and Ores—*continued*										
German silver (including nickel silver) (III. L)—	Cwts.	Cwts.	Cwts.	Cwts.	Cwts.					
United Kingdom (*including* Channel Islands)	3,381	3,938	3,164	6,731	6,024	2,41,889	2,60,452	2,02,125	3,65,552	2,80,993
Other British Possessions	..	..	35	..	41	..	..	3,555	32	4,521
TOTAL BRITISH EMPIRE	3,381	3,938	3,199	6,731	6,065	2,41,889	2,60,452	2,05,680	3,65,584	2,85,514
Germany	802	2,467	3,862	11,164	7,203	69,318	1,44,321	2,81,649	6,35,544	4,81,606
France	220	206	..	..	..	14,707	12,285	..	..	..
Switzerland	2,878	649	2,822	450	433	1,87,558	40,532	1,58,948	21,741	18,599
Italy (*including* Fiume)	7,711	6,016	4,570	4,134	334	5,11,410	3,79,958	2,62,784	2,37,483	17,779
Austria	2,442	3,452	2,583	4,344	2,248	1,78,771	2,29,399	1,61,844	2,59,823	1,56,059
Iraq	55	85	9	2	..	49,423	97,562	9,646	2,851	..
Iran	23	26	..	..	..	23,000	25,787	..	..	..
Japan	..	23	..	46	11,017	..	1,781	3	2,683	5,08,684
United States of America—*Fid* Atlantic Coast	..	380	..	500	..	..	9,888	194	12,501	..
Other Foreign Countries	..	2	..	..	9	..	348	..	3	805
TOTAL FOREIGN COUNTRIES	14,131	13,306	13,656	20,640	21,244	10,34,197	9,41,761	8,20,268	11,72,629	11,33,503
Share of Bengal	*3,662*	*4,918*	*4,619*	*9,595*	*7,283*	*2,70,721*	*3,69,227*	*2,94,440*	*5,35,579*	*3,71,049*
,, *Orissa*	..	..	..	..	*169*	..	..	..	..	*9,465*
,, *Bombay*	*13,307*	*11,938*	*12,939*	*17,243*	*13,201*	*10,01,913*	*8,62,425*	*7,16,353*	*9,74,068*	*9,93,066*
,, *Sind*	*22*	*6*	*8*	*42*	*8*	*1,739*	*317*	*953*	*3,584*	*563*
,, *Madras*	*19*	*331*	*194*	*491*	*548*	*1,385*	*28,530*	*14,099*	*36,317*	*30,883*
,, *Burma*	*2*	*3*	..	..	..	*329*	*614*	*107*	*185*	..
TOTAL	17,512	17,244	18,855	27,371	27,309	12,76,086	12,02,218	10,25,948	15,38,218	14,19,017
Iron—										
Ore (II. F)—	Tons	Tons	Tons	Tons	Tons					
TOTAL BRITISH EMPIRE	..	6	25	60	2	..	1,075	4,594	4,167	226
TOTAL FOREIGN COUNTRIES	..	54	..	..	4	95	3,950	..	4	650
Share of Bengal	..	*15*	..	..	*3*	..	*1,340*	..	..	*431*
,, *Bombay*	..	*45*	*25*	*10*	*3*	*95*	*3,185*	*4,594*	*2,076*	*233*
,, *Sind*	..	..	..	..	..	..	..	..	..	*121*
,, *Madras*	..	..	..	*50*	..	..	..	..	*2,095*	..
,, *Burma*	..	..	..	..	* 1	..	..	..	..	*91*
TOTAL	..	60	25	60	6	95	5,025	4,594	4,171	876
Pig (III. K)—	Tons	Tons	Tons	Tons	Tons					
United Kingdom (*including* Channel Islands)	746	1,964	1,537	1,780	1,587	55,275	1,45,288	1,08,530	1,31,182	1,27,575
Share of Bengal	*350*	*892*	*575*	*1,668*	*289*	*26,629*	*66,696*	*38,374*	*68,272*	*19,935*
,, *Bombay*	*190*	*664*	*467*	*71*	*760*	*13,243*	*43,039*	*34,436*	*7,500*	*56,095*
,, *Madras*	*10*	*15*	*100*	*130*	*146*	*703*	*1,066*	*7,205*	*25,560*	*23,200*
,, *Burma*	*196*	*393*	*395*	*421*	*392*	*14,700*	*29,446*	*28,515*	*29,949*	*28,345*
TOTAL	746	1,964	1,537	1,780	1,587	55,275	1,45,288	1,08,530	1,31,182	1,27,575
Manufactures—										
Angle and tee, bolt and rod (III. K)*—	Tons	Tons	Tons	Tons	Tons					
United Kingdom (*including* Channel Islands)	861	319	53	11	22	84,378	34,102	8,997	2,031	4,300
Other British Possessions	9	3	..	..	..	1,632	328	1	3	..
TOTAL BRITISH EMPIRE	870	322	53	11	22	86,010	34,430	8,998	2,034	4,300

* classified as protected from November 1934.

No. 10—*continued*

ARTICLES, AND COUNTRIES OF CONSIGNMENT; ALSO SHARE OF EACH PROVINCE	QUANTITY					VALUE				
	1932-33	1933-34	1934-35	1935-36	1936-37	1932-33	1933-34	1934-35	1935-36	1936-37
Metals and Ores—*continued*						Rs	Rs	Rs	Rs	Rs
Iron—continued										
Angle and tee, bolt and rod (III. K)*—*continued*	Tons	Tons	Tons	Tons	Tons					
Germany	1	511	998	5	2	230	49,190	85,195	1,008	516
Netherlands	..	..	494	..	..	..	4	42,317	..	..
Belgium	2,061	516	509	10	8	1,93,137	49,883	43,088	840	705
Luxemburg	..	496	1,281	..	..	..	45,695	1,08,915	..	..
Other Foreign Countries	..	..	1	..	..	..	188	351	25	..
TOTAL FOREIGN COUNTRIES	2,062	1,523	3,283	15	10	1,93,367	1,44,865	2,74,867	1,873	1,221
Share of Bengal	*2,915*	*1,836*	*3,281*	*12*	*18*	*2,75,578*	*1,76,455*	*2,82,620*	*2,097*	*2,403*
,, *Bombay*	*4*	*2*	*1*	..	*6*	*1,800*	*1,159*	*467*	..	*2,493*
,, *Sind*	*1*	..	..	*5*	..	*114*	*106*	*22*	*1,008*	..
,, *Madras*	*9*	*7*	*4*	*9*	*8*	*1,610*	*1,503*	*695*	*802*	*705*
,, *Burma*	*3*	*1*	..	..	..	*475*	*72*	..	..	..
Protected	19	27	2,534	26	32	2,014	4,729	2,18,293	3,907	5,611
Not protected	2,918	1,818	752	—	—	2,76,463	1,74,566	65,567	—	—
TOTAL	2,962	1,845	3,286	26	32	2,79,377	1,79,295	2,83,865	3,907	5,611
Bars and channel (III. K)*—	Tons	Tons	Tons	Tons	Tons					
United Kingdom (*including* Channel Islands)	353	415	731	399	273	1,07,456	1,03,128	1,94,574	96,155	82,382
Other British Possessions	2	1	1	2	1	592	81	185	441	133
TOTAL BRITISH EMPIRE	355	416	732	401	274	1,08,048	1,03,209	1,94,759	96,596	82,515
Sweden	567	694	471	606	309	1,43,106	1,68,778	1,03,809	1,28,762	65,976
Germany	14	26	22	13	61	3,567	6,026	5,504	3,414	6,110
Belgium	229	138	103	25	17	17,278	10,413	10,951	2,569	1,453
Other Foreign Countries	2	..	31	..	29	170	61	2,612	32	2,284
TOTAL FOREIGN COUNTRIES	812	858	627	644	416	1,64,130	1,85,278	1,22,876	1,34,777	75,823
Share of Bengal	*261*	*234*	*627*	*306*	*197*	*79,418*	*84,357*	*1,65,447*	*78,189*	*62,371*
,, *Bombay*	*34*	*106*	*188*	*35*	*64*	*18,717*	*17,392*	*39,228*	*9,447*	*11,480*
,, *Sind*	*3*	..	*3*	*31*	*33*	*1,636*	..	*1,898*	*2,725*	*6,318*
,, *Madras*	*613*	*742*	*508*	*628*	*365*	*1,54,553*	*1,73,224*	*1,06,624*	*1,35,052*	*73,207*
,, *Burma*	*201*	*142*	*28*	*45*	*41*	*17,854*	*13,514*	*5,438*	*5,960*	*4,963*
Protected	197	192	549	1,045	690	15,758	19,649	1,15,995	2,31,873	1,58,338
Not protected	970	1,082	810	—	—	2,56,420	2,68,838	2,01,640	—	—
TOTAL	1,167	1,274	1,359	1,045	690	2,72,178	2,88,487	3,17,635	2,31,873	1,58,338
Rice bowls (III. K)—	Tons	Tons	Tons	Tons	Tons					
United Kingdom (*including* Channel Islands)	96	65	21	29	19	34,227	19,331	5,303	8,278	6,308
Other British Possessions	..	..	1	2	1	572	668	954	791	537
TOTAL BRITISH EMPIRE	96	65	22	31	20	34,799	19,999	6,262	9,069	6,845
Japan	17	28	108	90	80	6,483	8,449	21,089	15,285	12,018
Other Foreign Countries	6	..	1	..	4	1,837	..	227	..	1,700
TOTAL FOREIGN COUNTRIES	23	28	109	90	84	8,320	8,449	21,316	15,285	13,718
Share of Bengal	*4*	..	*1*	*16*	*16*	*1,682*	..	*267*	*5,240*	*5,735*
,, *Bombay*	*40*	*36*	*11*	*11*	*3*	*11,655*	*9,535*	*3,179*	*2,635*	*775*
,, *Sind*	..	..	..	..	..	..	*13*	..	..	..
,, *Madras*	*10*	..	..	..	..	*3,192*	..	*9*	..	..
,, *Burma*	*66*	*57*	*119*	*94*	*85*	*26,590*	*18,836*	*24,123*	*16,479*	*14,008*
TOTAL	119	93	131	121	104	43,119	28,388	27,578	24,354	20,568

* Classified as protected from November, 1934.

No. 10—*continued*

ARTICLES, AND COUNTRIES OF CONSIGNMENT; ALSO SHARE OF EACH PROVINCE	Quantity					Value				
	1932-33	1933-34	1934-35	1935-36	1936-37	1932-33	1933-34	1934-35	1935-36	1936-37
						R	R	R	R	R
Metals and Ores—*continued*										
***Iron*—concluded**										
Total of Iron (excluding *Ore*)—	Tons	Tons	Tons	Tons	Tons					
United Kingdom (*including* Channel Islands)	2,056	2,763	2,342	2,169	1,901	2,81,336	3,01,849	3,17,409	2,37,646	2,20,655
Other British Possessions	11	4	2	4	2	2,796	1,017	1,140	1,235	670
TOTAL BRITISH EMPIRE	2,067	2,767	2,344	2,173	1,903	2,84,132	3,02,866	3,18,549	2,38,881	2,21,325
Sweden	567	694	471	606	309	1,43,106	1,68,835	1,03,809	1,28,762	55,976
Germany	15	537	1,020	18	65	3,797	55,216	90,700	4,422	7,996
Netherlands	..	..	494	..	..	..	4	42,217	..	..
Belgium	2,296	554	612	35	25	2,12,085	60,251	54,039	3,409	2,758
Luxemburg	2	496	1,261	..	..	131	45,695	1,06,868	..	..
Japan	17	28	109	90	80	6,483	8,470	21,245	15,297	12,018
Other Foreign Countries	..	..	2	..	31	215	121	581	45	2,614
TOTAL FOREIGN COUNTRIES	2,897	2,409	3,969	749	510	3,65,817	3,38,592	4,19,059	1,51,935	90,762
Share of Bengal	*2,539*	*2,011*	*4,484*	*1,393*	*520*	*3,83,307*	*3,27,508*	*4,86,768*	*1,53,699*	*90,499*
,, *Bombay*	*318*	*308*	*667*	*117*	*323*	*45,215*	*76,166*	*77,819*	*19,582*	*70,848*
,, *Sind*	*9*	..	*8*	*36*	*33*	*1,750*	*124*	*1,920*	*3,733*	*6,318*
,, *Madras*	*642*	*764*	*612*	*817*	*519*	*1,60,053*	*1,75,793*	*1,13,534*	*1,61,414*	*97,112*
,, *Burma*	*455*	*593*	*542*	*569*	*518*	*59,619*	*61,367*	*53,076*	*52,388*	*47,310*
Protected	216	219	3,083	1,071	722	18,672	24,378	3,34,293	2,35,280	1,63,949
Not protected	4,748	4,957	3,230	1,851	1,691	6,31,277	6,17,080	4,03,315	1,55,536	1,48,138
TOTAL	4,964	5,176	6,313	2,922	2,413	6,49,949	6,41,458	7,37,608	3,90,816	3,12,087
Steel—										
Angle and tee (III. K)*—	Tons	Tons	Tons	Tons	Tons					
United Kingdom (*including* Channel Islands)	4,230	4,817	5,292	10,520	8,653	4,81,107	5,22,989	6,42,432	12,23,107	10,65,544
Ceylon (*excluding* Maldives)	..	..	..	..	..	7	..	..	..	..
TOTAL BRITISH EMPIRE	4,230	4,817	5,292	10,520	8,653	4,81,114	5,22,989	6,42,432	12,23,107	10,65,544
Germany	16	150	229	538	181	1,741	11,713	22,660	47,897	17,616
Belgium	6,139	5,014	6,865	5,617	3,375	4,32,604	4,05,594	6,13,107	4,63,674	2,81,452
Luxemburg	375	509	700	1,164	849	28,357	42,200	61,215	96,824	67,734
France	1,007	1,443	653	1,507	1,845	74,581	1,11,157	56,212	1,24,124	1,53,364
Italy (*including* Fiume)	..	..	82	..	..	..	..	11,000	..	..
Other Foreign Countries	..	4	1	6	..	..	879	317	1,880	359
TOTAL FOREIGN COUNTRIES	7,537	7,120	8,530	8,832	6,250	5,37,233	5,71,642	7,64,511	7,34,549	5,20,525
Share of Bengal	*3,840*	*3,923*	*4,726*	*5,775*	*6,204*	*3,22,978*	*4,29,587*	*5,39,833*	*6,42,096*	*7,29,936*
,, *Bombay*	*3,575*	*3,442*	*4,211*	*6,139*	*2,996*	*2,86,731*	*2,94,550*	*3,95,488*	*3,08,028*	*3,00,639*
,, *Sind*	*2,462*	*2,455*	*3,001*	*4,417*	*3,823*	*1,73,163*	*2,01,923*	*2,64,815*	*3,86,440*	*3,37,929*
,, *Madras*	*1,162*	*1,031*	*1,369*	*2,273*	*1,374*	*95,336*	*99,409*	*1,46,780*	*2,54,574*	*1,60,401*
,, *Burma*	*723*	*586*	*525*	*748*	*501*	*80,139*	*69,158*	*80,027*	*86,518*	*67,164*
Protected	11,742	11,418	13,794	19,352	14,903	10,14,197	10,90,353	14,02,050	19,57,656	15,86,069
Not protected	25	19	28	—	—	4,150	4,279	4,893	—	—
TOTAL	11,767	11,437	13,822	19,352	14,903	10,18,347	10,94,632	14,06,943	19,57,656	15,86,069

* Classified as protected from November, 1934.

No. 10—*continued*

ARTICLES, AND COUNTRIES OF CONSIGNMENT; ALSO SHARE OF EACH PROVINCE	QUANTITY					VALUE				
	1932-33	1933-34	1934-35	1935-36	1936-37	1932-33	1933-34	1934-35	1935-36	1936-37
						Rs	Rs	Rs	Rs	Rs
Metals and Ores—*continued*										
***Steel*—continued**										
Spring (III. K)*—	Tons	Tons	Tons	Tons	Tons					
United Kingdom (*including* Channel Islands)	496	50	131	249	564	60,864	10,140	15,524	29,824	73,841
Germany	2	1	1	..	20	463	906	409	..	5,151
Belgium	69	..	..	..	..	6,597	..	..	..	..
Other Foreign Countries	1	..	..	1	..	481	130	69	239	..
TOTAL FOREIGN COUNTRIES	72	1	1	1	20	7,541	1,036	478	239	5,151
Share of Bengal	*7*	*44*	..	*1*	*33*	*1,179*	*8,309*	*688*	*2,691*	*5,538*
„ *Bombay*	*519*	*5*	*3*	*15*	*270*	*60,660*	*2,078*	*1,019*	*2,658*	*42,132*
„ *Sind*	..	*2*	*123*	*219*	*281*	..	*494*	*13,622*	*22,800*	*30,784*
„ *Madras*	*13*	..	..	*15*	..	*1,550*	*197*	..	*1,914*	*48*
„ *Burma*	*20*	..	*1*	..	..	*4,476*	*168*	*673*	..	..
Protected	—	—	129	250	584	—	—	14,246	30,063	78,492
Not protected	568	51	3	—	—	73,905	11,176	1,756	—	—
TOTAL	568	51	132	250	584	73,905	11,176	16,002	30,063	78,492
Bars (*other than* cast steel) (III. K)*†—	Tons	Tons	Tons							
United Kingdom (*including* Channel Islands)	11,547	14,953	18,159	—	—	15,16,191	19,76,718	26,85,259	—	—
Other British Possessions	..	1	1	—	—	136	1,057	239	—	—
TOTAL BRITISH EMPIRE	11,547	14,954	18,160	—	—	15,16,327	19,77,780	26,85,508	—	—
Sweden	781	478	777	—	—	2,12,279	1,30,520	1,98,464	—	—
Poland (*including* Danzig)	..	..	340	—	—	..	..	31,166	—	—
Germany	2,825	3,142	2,891	—	—	2,02,910	2,95,016	2,79,656	—	—
Netherlands	19	458	..	—	—	2,019	36,169	162	—	—
Belgium	32,008	27,677	25,250	—	—	22,68,439	23,12,590	23,04,484	—	—
Luxemburg	17,057	12,611	10,972	—	—	10,70,409	10,13,462	9,37,571	—	—
France	4,841	5,439	2,808	—	—	3,23,949	4,22,521	2,45,607	—	—
Czechoslovakia	60	84	117	—	—	20,929	24,836	68,334	—	—
Japan	..	1,034	1,299	—	—	40	91,076	1,16,987	—	—
United States of America—										
Pkt Atlantic Coast	12	2	14	—	—	4,396	575	11,922	—	—
Other Foreign Countries	23	2	6	—	—	2,362	389	2,966	—	—
TOTAL FOREIGN COUNTRIES	57,621	51,177	44,474	—	—	41,67,782	43,27,154	41,95,269	—	—
Share of Bengal	*23,357*	*24,107*	*16,104*	—	—	*19,71,553*	*23,98,481*	*20,48,160*	—	—
„ *Bombay*	*14,210*	*15,799*	*20,936*	—	—	*11,86,168*	*15,13,159*	*21,31,370*	—	—
„ *Sind*	*16,190*	*12,588*	*10,867*	—	—	*10,81,754*	*10,11,190*	*9,43,424*	—	—
„ *Madras*	*12,093*	*11,092*	*11,360*	—	—	*11,06,811*	*11,00,250*	*12,99,059*	—	—
„ *Burma*	*3,318*	*2,545*	*4,057*	—	—	*3,37,773*	*2,83,854*	*4,58,764*	—	—
Protected	21,321	10,792	30,259	—	—	20,02,196	21,50,919	36,63,242	—	—
Not protected	47,347	46,389	32,375	—	—	35,91,868	41,54,015	32,17,535	—	—
TOTAL	69,168	66,181	62,634	—	—	56,84,059	63,04,934	68,80,777	—	—
Under ½ inch round or square (III. K)‡—				Tons	Tons					
United Kingdom (*including* Channel Islands)	—	—	—	2,189	1,579	—	—	—	2,67,896	1,94,936
Ceylon (*excluding* Maldives)	—	—	—	..	1	—	—	—	..	280
TOTAL BRITISH EMPIRE	—	—	—	2,189	1,580	—	—	—	2,67,896	1,95,216
Sweden	—	—	—	7	51	—	—	—	2,805	12,589
Germany	—	—	—	594	95	—	—	—	48,924	9,161
Belgium	—	—	—	2,486	872	—	—	—	2,01,556	71,213
Luxemburg	—	—	—	1,135	363	—	—	—	88,769	29,566
France	—	—	—	1,951	288	—	—	—	1,51,758	23,692
Other Foreign Countries	—	—	—	7	6	—	—	—	4,008	2,419
TOTAL FOREIGN COUNTRIES	—	—	—	6,180	1,675	—	—	—	4,97,320	1,48,640

* Classified as protected from November, 1934.
† Split up into two heads from 1935-36.
‡ Separately recorded from 1935-36

No. 10—*continued*

ARTICLES AND COUNTRIES OF CONSIGNMENT; ALSO SHARE OF EACH PROVINCE	QUANTITY					VALUE				
	1932-33	1933-34	1934-35	1935-36	1936-37	1932-33	1933-34	1934-35	1935-36	1936-37
						R	R	R	R	R
Metals and Ores—continued										
Steel—continued				Tons	Tons					
Bars (*other than* cast steel) (III. K)*—*continued*										
Under ½ inch square or round† —*continued*										
Share of Bengal	—	—	—	*1,733*	*1,388*	—	—	—	*2,10,713*	*1,77,231*
„ *Bombay*	—	—	—	*3,008*	*10*	—	—	—	*3,39,296*	*1,169*
„ *Sind*	—	—	—	*1,209*	*1,299*	—	—	—	*93,882*	*96,196*
„ *Madras*	—	—	—	*2,097*	*658*	—	—	—	*1,87,913*	*68,334*
„ *Burma*	—	—	—	*332*	*6*	—	—	—	*33,313*	*636*
TOTAL (PROTECTED)	—	—	—	8,369	3,255	—	—	—	7,65,216	3,43,856
				Tons	Tons					
Other sorts (III. K)†—										
United Kingdom (including Channel Islands)	—	—	—	19,571	12,612	—	—	—	30,00,286	21,53,139
Other British Possessions	—	—	—	3	1	—	—	—	1,695	445
TOTAL BRITISH EMPIRE	—	—	—	19,574	12,613	—	—	—	30,01,981	21,53,584
Sweden	—	—	—	584	640	—	—	—	1,56,478	1,68,405
Germany	—	—	—	4,228	2,432	—	—	—	4,15,389	2,60,174
Netherlands	—	—	—	60	35	—	—	—	5,342	3,607
Belgium	—	—	—	9,763	5,902	—	—	—	8,01,245	4,95,210
Luxumburg	—	—	—	6,175	1,204	—	—	—	4,80,095	1,03,670
France	—	—	—	5,278	2,217	—	—	—	4,28,937	1,67,737
Austria	—	—	—	6	..	—	—	—	9,645	108
Czechoslovakia	—	—	—	219	68	—	—	—	37,061	43,019
Japan	—	—	—	197	..	—	—	—	14,604	..
United States of America—										
Via Atlantic Coast	—	—	—	22	6	—	—	—	6,254	2,054
„ Pacific „	—	—	—	..	..	—	—	—	193	..
Other Foreign Countries	—	—	—	1	43	—	—	—	61	4,511
TOTAL FOREIGN COUNTRIES	—	—	—	26,533	11,647	—	—	—	24,05,804	11,52,495
Share of Bengal	—	—	—	*12,498*	*6,456*	—	—	—	*19,81,963*	*12,24,674*
„ *Bombay*	—	—	—	*15,344*	*7,767*	—	—	—	*15,02,653*	*7,80,097*
„ *Sind*	—	—	—	*5,274*	*3,244*	—	—	—	*4,33,903*	*3,14,432*
„ *Madras*	—	—	—	*8,710*	*3,373*	—	—	—	*10,04,345*	*5,78,253*
„ *Burma*	—	—	—	*4,281*	*2,920*	—	—	—	*4,93,917*	*4,08,473*
TOTAL (PROTECTED)	—	—	—	46,107	24,260	—	—	—	54,07,285	33,06,329
Cast—										
Tool steel—										
High speed (III. K)‡—	Tons	Tons	Tons	Tons	Tons					
United Kingdom (*including* Channel Islands)	186	171	154	139	78	1,53,978	1,45,778	1,11,647	88,241	67,473
Other British Possessions	..	1	..	..	1	116	704	195	52	441
TOTAL BRITISH EMPIRE	186	172	154	139	79	1,54,094	1,46,482	1,11,842	88,293	67,914

* Split up into two heads from 1935-36.
† Separately recorded from 1935-36.
‡ Classified as protected from November 1934.

No. 10—*continued*

ARTICLES, AND COUNTRIES OF CONSIGNMENT; ALSO SHARE OF EACH PROVINCE	QUANTITY					VALUE				
	1932-33	1933-34	1934-35	1935-36	1936-37	1932-33	1933-34	1934-35	1935-36	1936-37
						R	R	R	R	R
Metals and Ores—*continued*										
***Steel*—continued**										
Cast—*continued*										
Tool steel—*continued*										
High speed (III. K)*—*continued*	Tons	Tons	Tons	Tons	Tons					
Germany	11	17	38	28	79	17,838	25,702	14,417	44,996	40,973
Belgium	--	6	33	..	--	96	8,599	4,956	3,379	2,658
France	4	--	1	1	..	25,079	180	5,124	15,338	--
Italy (*including* Fiume)	1	1	..	10	--	1,577	122	..	5,556	..
Czechoslovakia	22	40	21	42	14	25,066	64,307	34,803	33,303	7,988
United States of America—										
Vid Atlantic Coast	..	2	1	..	..	..	19,939	53,038	..	..
Other Foreign Countries	3	..	2	..	..	1,382	3,049	1,088	1,374	963
TOTAL FOREIGN COUNTRIES	41	66	96	76	93	71,038	1,21,898	1,13,426	1,04,448	52,580
Share of Bengal	*6*	*3*	*4*	..	--	*10,882*	*11,827*	*653*	..	*1,440*
,, *Bombay*	*60*	*95*	*107*	*101*	*123*	*52,131*	*1,28,974*	*89,014*	*1,32,563*	*82,526*
,, *Sind*	*5*	*3*	*6*	*16*	*5*	*4,480*	*7,807*	*7,620*	*13,524*	*10,823*
,, *Madras*	*103*	*88*	*99*	*43*	*42*	*73,802*	*60,166*	*56,334*	*29,533*	*24,433*
,, *Burma*	*85*	*49*	*34*	*50*	*2*	*63,837*	*59,606*	*71,647*	*19,121*	*1,278*
Protected	—	—	9	215	172	—	—	18,976	1,87,741	1,20,494
Not protected	227	238	241	—	—	2,35,132	2,68,380	2,06,292	—	—
TOTAL	227	238	250	215	172	2,35,132	2,68,380	2,25,268	1,87,741	1,20,494
Carbon (III. K)*—										
United Kingdom (*including* Channel Islands)	Tons 85	Tons 77	Tons 100	Tons 159	Tons 357	38,831	37,638	29,000	56,797	1,17,984
Other British Possessions	--	..	..	..	..	..	40	..	..	..
TOTAL BRITISH EMPIRE	85	77	100	159	357	38,831	37,678	29,000	56,797	1,17,984
Sweden	--	..	1	9	78	169	173	418	2,804	23,208
Germany	26	19	27	30	53	11,045	10,638	9,941	14,736	25,400
Belgium	1	35	..	..	..	573	6,853	..	..	..
Czechoslovakia	27	21	5	34	175	15,590	15,099	1,443	37,022	78,097
Other Foreign Countries	7	--	1	3	3	3,021	142	2,928	1,844	1,657
TOTAL FOREIGN COUNTRIES	61	75	34	76	309	30,398	32,905	14,730	56,896	1,28,362
Share of Bengal	*--*	*--*	*..*	*..*	*..*	*430*	*219*	*..*	*..*	*409*
,, *Bombay*	*67*	*47*	*56*	*180*	*606*	*34,442*	*39,804*	*13,138*	*99,309*	*2,30,292*
,, *Sind*	*15*	*11*	*28*	*33*	*18*	*3,616*	*4,148*	*12,593*	*9,783*	*5,865*
,, *Madras*	*61*	*30*	*25*	*21*	*42*	*27,657*	*24,998*	*3,867*	*3,617*	*10,230*
,, *Burma*	*3*	*4*	*25*	*1*	..	*2,084*	*1,414*	*4,642*	*485*	..
Protected	—	—	22	235	666	—	—	5,753	1,13,193	2,46,296
Not protected	146	152	112	—	—	69,229	70,583	37,977	—	—
TOTAL	146	152	134	235	666	69,229	70,583	43,730	1,13,193	2,46,296
Cast steel bars (III. K)*—	Tons	Tons	Tons	Tons	Tons					
United Kingdom (*including* Channel Islands)	287	458	769	240	230	1,48,892	2,75,950	3,20,949	80,646	62,765
Other British Possessions	--	--	..	..	..	435	128	..	--	..
TOTAL BRITISH EMPIRE	287	458	769	240	230	1,49,327	2,76,078	3,20,949	80,646	62,765

* Classified as protected from November, 1934.

No. 10—*continued*

ARTICLES, AND COUNTRIES OF CONSIGNMENT; ALSO SHARE OF EACH PROVINCE	QUANTITY					VALUE				
	1932-33	1933-34	1934-35	1935-36	1936-37	1932-33	1933-34	1934-35	1935-36	1936-37
						R	R	R	R	R
Metals and Ores—continued										
Steel—continued										
Cast—continued										
Cast steel bars (III. K)*—*continued*	Tons	Tons	Tons	Tons	Tons					
Sweden	21	46	..	15	..	5,434	12,093	..	4,391	..
Germany	21	5	1	2	15	25,198	11,568	2,606	403	4,697
Belgium	103	18	..	15	..	8,764	4,710	1,544	2,202	..
Italy (*including* Fiume)	3	2	8	..	..	2,860	2,777	9,493	..	..
Czechoslovakia	35	54	49	26	6	17,528	33,304	26,976	50,094	7,015
United States of America—*Vid* Atlantic Coast	..	1	..	..	..	..	5,198	..	..	..
Other Foreign Countries	..	1	..	..	..	1,897	2,519	392	..	..
TOTAL FOREIGN COUNTRIES	188	127	58	58	21	61,681	72,169	41,011	57,095	11,712
Share of Bengal	*313*	*466*	*700*	*190*	*161*	*1,61,861*	*3,06,923*	*3,88,863*	*98,235*	*65,819*
„ *Bombay*	*95*	*59*	*16*	*44*	*56*	*23,375*	*21,766*	*6,609*	*14,690*	*11,638*
„ *Sind*	*6*	*14*	*13*	*10*	*9*	*2,280*	*3,799*	*4,678*	*10,520*	*1,747*
„ *Madras*	*7*	*4*	*6*	..	..	*1,189*	*797*	*2,681*	..	..
„ *Burma*	*4*	*42*	*67*	*54*	*25*	*1,893*	*16,938*	*20,129*	*14,296*	*6,733*
Protected	—	—	152	298	251	—	—	55,606	1,37,741	74,477
Not protected	425	585	675	—	—	2,11,008	3,48,247	3,06,354	—	—
TOTAL	425	585	827	298	251	2,11,008	3,48,247	3,61,960	1,37,741	74,477
Other cast steel (III. K)*—	Tons	Tons	Tons	Tons	Tons					
United Kingdom (*including* Channel Islands)	148	122	133	2	..	47,493	36,047	44,575	668	..
Straits Settlements	..	..	..	..	..	..	50	..	..	..
TOTAL BRITISH EMPIRE	148	122	133	2	..	47,493	36,097	44,575	668	..
Sweden	43	39	9	..	9	12,872	10,668	2,477	..	2,303
Germany	123	41	6	..	..	43,291	12,467	1,686	..	..
Czechoslovakia	49	7	21	11	..	15,638	3,235	3,901	7,695	..
Other Foreign Countries	5	1	2	..	..	7,181	504	1,801	93	..
TOTAL FOREIGN COUNTRIES	220	88	38	11	9	78,482	26,889	9,365	7,788	2,303
Share of Bengal	*205*	*70*	*90*	*5*	*9*	*77,351*	*27,885*	*35,373*	*1,332*	*2,303*
„ *Bombay*	*134*	*79*	*8*	*3*	..	*41,466*	*25,227*	*2,446*	*7,074*	..
„ *Sind*	*5*	*2*	*3*	..	..	*1,861*	*694*	*1,034*	..	..
„ *Madras*	..	*4*	..	..	..	..	*458*	..	..	..
„ *Burma*	*30*	*55*	*65*	..	..	*5,277*	*3,722*	*14,587*	..	..
Protected	—	—	9	13	9	—	—	2,864	8,456	2,303
Not protected	377	210	162	—	—	1,25,975	62,986	51,076	—	—
TOTAL	377	210	171	13	9	1,25,975	62,986	53,940	8,456	2,303
Ingots, blooms, billets, and slabs (III. K)—	Tons	Tons	Tons	Tons	Tons					
United Kingdom (*including* Channel Islands)	1,131	1,473	877	778	1,660	1,33,483	1,62,523	1,04,181	48,501	1,92,370
Commonwealth of Australia	..	..	10,002	2,401	..	..	..	6,09,170	1,45,548	..
TOTAL BRITISH EMPIRE	1,131	1,473	10,879	3,179	1,660	1,33,483	1,62,523	7,13,351	2,89,049	1,92,370
Germany	..	..	55	141	7	..	200	5,755	11,811	1,420
Belgium	..	42	..	13,245	30,537	..	4,289	..	7,96,975	20,10,585
France	4	16	116	9	1,508	495	1,727	8,441	935	98,474
Hungary	..	..	..	796	97	..	..	..	78,278	10,174
Other Foreign Countries	..	..	12	24	4	..	165	1,313	2,422	317
TOTAL FOREIGN COUNTRIES	4	58	183	14,215	32,153	495	6,381	15,509	8,85,421	21,20,970
Share of Bengal	*805*	*1,256*	*10,641*	*14,103*	*21,789*	*90,813*	*1,30,833*	*6,83,981*	*3,85,696*	*14,49,859*
„ *Bombay*	*249*	*216*	*392*	*1,251*	*618*	*33,627*	*30,710*	*41,068*	*99,355*	*51,890*
„ *Sind*	*58*	*53*	*13*	*6*	*1,008*	*6,209*	*6,293*	*1,693*	*937*	*65,789*
„ *Madras*	*18*	*5*	*9*	*2,031*	*10,411*	*2,556*	*691*	*1,359*	*1,37,035*	*7,44,666*
„ *Burma*	*5*	*2*	*7*	*13*	*8*	*773*	*379*	*824*	*1,517*	*1,136*
TOTAL	1,135	1,531	11,062	17,394	33,813	1,33,978	1,68,904	7,28,860	11,24,470	23,13,340

* Classified as protected from November, 1924.

No. 10—*continued*

ARTICLES, AND COUNTRIES OF CONSIGNMENT; ALSO SHARE OF EACH PROVINCE	QUANTITY					VALUE				
	1932-33	1933-34	1934-35	1935-36	1936-37	1932-33	1933-34	1934-35	1935-36	1936-37
						R	R	R	R	R
Metals and Ores—*continued*										
Steel—concluded										
Total of Steel—	Tons	Tons	Tons	Tons	Tons					
United Kingdom (*including* Channel Islands) . .	18,000	21,621	25,615	33,847	25,733	25,96,389	31,67,778	39,53,577	48,35,966	39,27,752
Commonwealth of Australia	..	..	10,002	2,401	..	..	..	6,09,170	1,45,587	..
Other British Possessions .	..	2	1	3	3	694	1,989	434	1,708	1,166
TOTAL BRITISH EMPIRE .	18,000	21,623	35,618	36,251	25,736	25,97,083	31,69,767	45,63,181	49,83,261	39,28,918
Sweden	845	668	780	615	779	2,30,742	1,55,951	2,02,443	1,66,378	2,01,881
Poland (*including* Danzig) .	..	..	340	..	..	..	..	31,166	..	..
Germany	3,033	3,375	3,248	5,556	2,882	3,62,486	3,68,219	3,87,130	5,84,151	3,64,592
Netherlands . . .	19	458	..	60	35	2,019	36,501	162	5,425	2,607
Belgium	38,322	32,792	32,148	31,126	39,786	27,17,977	27,42,795	29,24,091	22,69,231	27,71,116
Luxemburg . . .	17,432	13,330	11,684	8,498	2,416	10,98,766	10,55,662	10,00,694	6,68,110	2,00,970
France	5,856	6,948	3,578	8,746	5,858	4,29,730	5,36,328	3,18,298	7,21,605	4,43,267
Italy (*including* Fiume) .	16	3	91	10	..	3,599	3,041	23,005	5,558	..
Austria	1	1	..	6	..	546	256	9	9,838	1,188
Hungary	..	..	..	796	97	..	..	..	73,278	10,174
Czechoslovakia . . .	194	206	188	335	263	95,125	1,41,076	1,30,589	2,16,246	1,36,478
Japan	..	1,034	1,299	197	..	40	91,115	1,18,937	14,604	..
United States of America—										
Via Atlantic Coast . .	15	9	18	35	12	6,675	26,577	65,941	11,913	4,486
„ Pacific „ . .	..	..	..	1	..	..	..	..	678	..
Other Foreign Countries .	20	3	6	1	49	1,895	2,562	2,434	1,535	6,179
TOTAL FOREIGN COUNTRIES	65,753	58,712	53,389	55,982	52,177	49,54,600	51,60,075	51,54,299	47,48,560	41,42,738
Share of Bengal . .	*23,524*	*29,869*	*32,265*	*34,295*	*35,913*	*27,17,047*	*33,11,068*	*36,38,061*	*38,22,676*	*36,46,690*
„ *Bombay* . .	*13,909*	*19,758*	*25,049*	*26,090*	*12,446*	*17,55,100*	*20,56,297*	*26,81,152*	*27,05,725*	*15,00,382*
„ *Sind* . . .	*13,741*	*15,127*	*14,064*	*11,134*	*9,692*	*12,73,333*	*12,35,282*	*12,49,414*	*9,41,823*	*8,53,104*
„ *Madras* . .	*13,456*	*12,304*	*12,848*	*15,135*	*16,400*	*13,08,941*	*12,86,966*	*15,14,570*	*16,19,431*	*15,86,614*
„ *Burma* . .	*4,173*	*3,283*	*4,781*	*5,479*	*2,462*	*4,27,162*	*4,40,289*	*6,31,243*	*6,42,166*	*4,84,865*
Protected . . .	33,563	31,210	44,349	74,839	44,100	31,06,393	32,41,272	51,62,737	86,07,351	57,58,316
Not protected . .	50,250	49,125	44,658	17,394	33,813	44,45,240	50,88 570	45,54,743	11,24,470	23,13,340
TOTAL .	83,813	80,335	89,007	92,233	77,913	75,51,633	83,29,842	97,17,480	97,31,821	80,71,656
Iron or Steel—										
Anchors and cables (III. K)—	Tons	Tons	Tons	Tons	Tons					
United Kingdom (*including* Channel Islands) . .	488	819	499	733	801	2,39,165	3,33,211	2,60,077	3,58,330	3,65,791
Other British Possessions .	2	9	4	1	4	628	1,862	94	500	1,070
TOTAL BRITISH EMPIRE .	490	828	503	734	805	2,39,793	3,35,273	2,60,171	3,58,830	3,66,861
TOTAL FOREIGN COUNTRIES .	2	..	3	5	28	96	30	941	1,827	6,823
Share of Bengal . .	*240*	*584*	*229*	*404*	*659*	*1,01,836*	*2,12,046*	*1,18,653*	*1,77,533*	*2,35,673*
„ *Bombay* . .	*58*	*26*	*42*	*20*	*30*	*19,625*	*3,660*	*13,921*	*6,725*	*3,556*
„ *Sind* . . .	*2*	*6*	*4*	*56*	*41*	*886*	*2,353*	*1,697*	*25,153*	*18,249*
„ *Madras* . .	..	*5*	*15*	..	*9*	*28*	*3,038*	*6,369*	..	*3,346*
„ *Burma* . .	*192*	*207*	*216*	*259*	*194*	*1,17,514*	*1,10,157*	*1,30,572*	*1,50,748*	*1,07,860*
TOTAL .	492	828	508	739	833	2,39,889	3,31,303	2,61,112	3,60,157	3,73,684

No. 10—*continued*

ARTICLES, AND COUNTRIES OF CONSIGNMENT; ALSO SHARE OF EACH PROVINCE	Quantity					Value				
	1932-33	1933-34	1934-35	1935-36	1936-37	1932-33	1933-34	1934-35	1935-36	1936-37
						R	R	R	R	R
Metals and Ores—*continued*										
***Iron or Steel*—continued**										
Beams, channels, pillars, girders and bridge-work (III. K)—	Tons	Tons	Tons	Tons	Tons					
United Kingdom (*including* Channel Islands)	5,832	9,159	9,883	16,079	14,736	8,42,570	13,03,889	18,22,821	20,96,704	21,16,078
Ceylon (*excluding* Maldives)	9	10	58	129	90	1,292	1,390	9,696	21,080	20,592
Other British Possessions	2	6	3	..	..	526	1,349	1,816	..	..
TOTAL BRITISH EMPIRE	5,843	9,175	9,943	16,209	14,826	8,44,387	13,06,628	18,33,833	21,17,784	21,36,667
Germany	1,138	2,295	4,395	6,337	2,876	75,833	1,78,030	3,46,708	4,80,464	2,11,024
Netherlands	6	193	..	..	144	644	14,890	..	..	11,059
Belgium	5,852	5,083	5,826	4,861	3,965	4,20,198	4,11,535	5,06,416	4,19,443	3,02,035
Luxemburg	210	737	343	124	99	16,549	67,822	28,625	11,157	8,083
France	2,675	1,711	1,765	1,157	2,966	1,73,943	1,20,960	1,37,864	91,832	2,29,869
Other Foreign Countries	14	3	1	..	..	1,330	894	54	77	..
TOTAL FOREIGN COUNTRIES	9,895	10,022	12,330	12,479	10,050	6,88,517	7,94,132	10,19,177	10,02,473	8,22,033
Share of Bengal	*3,456*	*4,372*	*5,688*	*5,531*	*3,870*	*3,81,111*	*4,84,169*	*6,30,956*	*9,20,950*	*9,21,744*
" *Bombay*	*6,403*	*5,733*	*3,186*	*10,948*	*5,093*	*4,75,820*	*4,67,233*	*7,34,126*	*9,81,435*	*4,84,656*
" *Sind*	*2,324*	*4,434*	*4,179*	*4,319*	*5,834*	*1,58,401*	*4,28,881*	*3,70,997*	*3,81,013*	*5,38,533*
" *Madras*	*3,542*	*3,171*	*3,959*	*2,874*	*3,218*	*3,95,780*	*5,02,441*	*4,34,159*	*3,33,916*	*4,69,611*
" *Burma*	*1,002*	*1,497*	*1,161*	*2,015*	*2,456*	*1,22,102*	*2,17,945*	*2,02,772*	*4,53,943*	*5,34,394*
Protected, fabricated	1,451	2,338	1,404	1,675	2,514	3,04,011	4,89,606	2,93,040	4,59,680	6,34,917
Protected, other	14,287	16,859	20,869	27,012	22,362	12,28,903	16,11,054	20,59,970	26,60,577	23,23,833
TOTAL	15,738	19,197	22,273	28,687	24,876	15,32,914	21,00,660	23,53,010	31,20,257	29,58,750
Bolts and nuts (III. K)—	Tons	Tons	Tons	Tons	Tons					
United Kingdom (*including* Channel Islands)	1,030	1,406	1,994	2,400	1,857	4,19,040	5,37,969	8,20,630	9,38,000	7,80,425
Other British Possessions	3	1	2	2	..	2,329	1,980	1,579	795	442
TOTAL BRITISH EMPIRE	1,033	1,407	1,996	2,402	1,857	4,21,369	5,39,969	8,22,209	9,38,795	7,80,867
Sweden	5	179	200	261	107	4,919	59,134	70,692	85,166	32,728
Germany	728	740	1,778	5,219	3,930	3,22,701	2,95,433	5,54,556	11,87,230	8,46,762
Netherlands	615	909	932	15	6	1,26,370	1,90,694	2,14,791	5,128	1,464
Belgium	3,253	3,460	4,242	3,828	1,774	6,20,164	6,79,384	8,37,337	7,18,653	3,40,644
France	335	262	322	31	3	1,12,893	1,09,054	89,289	8,347	715
Italy (*including* Fiume)	25	3	30	34	25	10,281	1,594	7,947	8,197	5,650
Austria	233	249	193	41	18	91,995	95,815	75,025	17,166	5,841
Hungary	..	..	..	..	26	..	..	..	..	7,770
Czechoslovakia	67	18	108	6	2	26,736	6,248	31,586	1,614	393
Japan	123	195	266	699	1,642	50,595	90,687	95,009	1,86,261	3,07,150
United States of America—*Vid* Atlantic Coast	32	44	87	43	9	42,239	40,030	62,942	33,505	14,927
" Pacific "	..	..	..	..	..	..	2	302	46	219
Other Foreign Countries	3	1	2	1	5	2,295	1,344	912	1,539	752
TOTAL FOREIGN COUNTRIES	5,419	6,160	8,156	10,178	7,547	14,11,188	15,69,419	20,40,788	22,52,852	15,65,015
Share of Bengal	*1,965*	*3,089*	*3,875*	*5,400*	*3,630*	*5,34,476*	*7,91,839*	*10,93,755*	*13,16,168*	*9,07,288*
" *Bombay*	*2,440*	*2,432*	*3,049*	*3,417*	*2,458*	*7,03,324*	*7,16,198*	*8,90,651*	*9,20,011*	*6,13 716*
" *Sind*	*827*	*719*	*1,405*	*1,812*	*1,415*	*2,14,486*	*2,06,849*	*3,54,093*	*3,73,936*	*3,05,580*
" *Madras*	*839*	*836*	*1,799*	*1,264*	*1,127*	*2,50,696*	*2,44,252*	*3,28,019*	*3,25,366*	*3,01,500*
" *Burma*	*381*	*491*	*624*	*887*	*784*	*1,34,575*	*1,51,230*	*1,95,580*	*2,56,176*	*2,17,708*
TOTAL (PROTECTED)	6,452	7,567	10,152	12,580	9,404	18,32,557	21,09,388	28,62,097	31,91,647	23,45,882

No. 10—*continued*

ARTICLES, AND COUNTRIES OF CONSIGNMENT; ALSO SHARE OF EACH PROVINCE	QUANTITY					VALUE				
	1932-33	1933-34	1934-35	1935-36	1936-37	1932-33	1933-34	1934-35	1935-36	1936-37
						R	R	R	R	R
Metals and Ores—*continued*										
***Iron or Steel*—continued**										
Fencing materials (*including* fencing wire) (III. K)—*	Tons	Tons	Tons	Tons	Tons					
United Kingdom (*including* Channel Islands)	589	714	1,202	939	834	2,04,789	2,65,910	4,11,246	3,14,748	3,00,723
Canada—*Vid* Atlantic Coast	..	49	11	75	51	..	16,192	4,199	24,531	16,611
Other British Possessions	3	2	8	4	2	1,939	1,142	2,370	1,771	1,066
TOTAL BRITISH EMPIRE	592	765	1,221	1,068	887	2,06,728	2,83,244	4,17,815	3,41,050	3,18,400
Poland (*including* Danzig)	..	..	..	9	409	..	..	..	1,362	63,862
Denmark	2	23	25	13	39	502	5,483	5,876	4,332	6,625
Germany	1,464	1,256	2,049	2,202	2,164	5,81,042	4,28,396	5,57,949	4,93,536	4,08,868
Netherlands	109	136	49	296	84	56,946	37,451	15,452	43,951	11,159
Belgium	1,321	1,060	972	849	1,739	3,11,662	2,19,513	1,81,732	1,38,589	2,41,649
France	75	173	155	24	31	15,602	33,081	25,847	4,004	7,528
Italy (*including* Fiume)	113	3	4	1	..	21,151	2,454	1,725	355	..
Austria	93	34	24	2	..	78,822	29,347	17,169	2,700	442
Hungary	42	91	..	..	4	7,872	16,863	..	..	558
Czechoslovakia	112	53	17	25	82	25,185	12,232	6,176	19,958	24,511
Japan	574	1,931	2,586	4,260	2,208	1,02,782	3,81,301	5,39,347	7,42,301	4,23,157
United States of America—*Vid* Atlantic Coast	27	129	151	67	64	8,769	41,794	36,546	18,193	14,304
„ Pacific „	..	..	..	..	..	12	..	..	..	..
Other Foreign Countries	..	..	..	..	..	6	117	..	136	52
TOTAL FOREIGN COUNTRIES	3,932	4,889	6,032	7,753	6,914	12,10,355	12,08,027	13,87,319	14,69,417	12,02,735
Share of Bengal	*1,173*	*1,836*	*2,931*	*2,480*	*2,112*	*2,93,677*	*4,46,188*	*6,70,700*	*5,37,759*	*4,50,781*
„ *Bombay*	*1,535*	*1,982*	*2,137*	*3,170*	*3,605*	*5,02,435*	*4,83,781*	*5,11,163*	*5,82,844*	*6,09,419*
„ *Sind*	*712*	*716*	*1,034*	*1,319*	*879*	*3,43,652*	*3,81,194*	*3,49,330*	*3,55,083*	*2,19,723*
„ *Madras*	*725*	*762*	*656*	*1,018*	*705*	*1,82,318*	*1,90,870*	*1,57,731*	*1,71,873*	*1,39,401*
„ *Burma*	*379*	*378*	*485*	*834*	*500*	*95,001*	*89,238*	*1,16,210*	*1,62,923*	*1,01,806*
Protected	—	—	..	19	32	—	—	..	3,497	6,467
Not protected	4,524	5,654	7,253	8,802	7,769	14,17,083	14,91,271	18,05,134	18,06,970	15,14,668
TOTAL	4,524	5,654	7,253	8,821	7,801	14,17,083	14,91,271	18,05,134	18,10,467	15,21,135
Hoops and strips (III. K)—United Kingdom (*including* Channel Islands)	Tons 7,978	Tons 12,762	Tons 13,495	Tons 13,498	Tons 15,169	10,26,587	16,62,978	19,42,090	19,94,496	23,08,663
Other British Possessions	29	5	..	5	25	4,484	496	28	152	1,220
TOTAL BRITISH EMPIRE	8,007	12,767	13,495	13,503	15,194	10,31,071	16,63,469	19,42,118	19,94,648	23,09,883
Sweden	2	5	6	24	7	3,818	12,352	13,815	14,915	1,495
Poland (*including* Danzig)	..	..	641	1,902	782	..	..	78,435	2,07,972	90,428
Germany	2,017	3,521	3,945	6,545	6,355	2,64,273	4,84,425	5,46,015	8,27,200	8,47,330
Belgium	10,109	7,741	9,955	14,715	10,668	10,49,690	9,31,602	11,89,551	16,17,707	11,77,503
Luxemburg	1,022	1,952	1,943	1,891	903	1,92,369	2,47,868	2,39,588	1,74,193	1,08,904
France	2,227	2,087	3,888	5,171	2,803	2,08,012	2,36,057	4,42,019	5,24,815	2,10,449
Czechoslovakia	..	..	523	446	720	..	..	65,982	58,552	1,00,586
Japan	5	..	43	2,764	1,462	770	..	5,998	2,26,445	1,05,824
United States of America—*Vid* Atlantic Coast	3	10	12	441	2,792	1,367	2,499	4,104	58,858	3,75,387
„ Pacific „	30	..	..	..	5	4,110	..	105	..	221
Other Foreign Countries	23	7	29	19	4	3,929	1,585	4,045	2,983	675
TOTAL FOREIGN COUNTRIES	16,338	15,303	20,985	33,418	26,010	17,28,338	19,15,888	25,89,657	37,13,640	30,78,862
Share of Bengal	*10,513*	*9,180*	*10,877*	*16,117*	*14,101*	*11,77,822*	*11,21,068*	*14,50,726*	*20,62,172*	*19,79,038*
„ *Bombay*	*7,907*	*9,711*	*10,438*	*13,831*	*13,399*	*9,07,515*	*12,62,747*	*13,83,494*	*15,63,690*	*17,07,273*
„ *Sind*	*3,562*	*3,168*	*9,781*	*12,815*	*10,402*	*3,74,538*	*7,75,699*	*11,95,525*	*14,52,886*	*12,30,160*
„ *Madras*	*1,773*	*2,273*	*2,606*	*3,405*	*2,417*	*2,18,729*	*3,08,025*	*3,65,113*	*4,82,489*	*3,43,759*
„ *Burma*	*591*	*738*	*838*	*963*	*885*	*80,805*	*1,11,828*	*1,36,918*	*1,46,041*	*1,23,515*
TOTAL	24,345	28,070	34,480	46,921	41,204	27,59,409	35,79,357	45,31,775	57,08,288	53,88,745
Nails, rivets and washers (excluding wire nails) (III. K)—United Kingdom (*including* Channel Islands)	Tons 3,004	Tons 3,990	Tons 4,480	Tons 5,116	Tons 3,957	7,83,556	9,32,439	10,87,131	12,14,870	9,92,098
Other British Possessions	8	4	..	9	2	2,739	2,401	83	1,159	442
TOTAL BRITISH EMPIRE	3,012	3,994	4,480	5,125	3,959	7,86,295	9,34,840	10,87,214	12,16,029	9,92,540

* Classified as protected and not protected from November, 1934.

No. 10—*continued*

ARTICLES, AND COUNTRIES OF CONSIGNMENT; ALSO SHARE OF EACH PROVINCE	QUANTITY					VALUE				
	1932-33	1933-34	1934-35	1935-36	1936-37	1932-33	1933-34	1934-35	1935-36	1936-37
						Rs	Rs	Rs	Rs	Rs
Metals and Ores—*continued*										
***Iron or Steel*—continued**										
Nails, rivets, and washers (*excluding* wire nails) (III. K)—*continued*	Tons	Tons	Tons	Tons	Tons					
Finland	130	249	313	259	304	41,820	73,214	90,256	77,187	89,661
Estonia	7	..	..	..	..	6,665	..	..	..	130
Sweden	1,283	1,401	1,423	1,580	1,105	6,31,520	6,63,375	6,35,441	7,78,401	6,07,217
Norway	1,529	1,386	1,450	1,797	1,645	4,43,815	3,64,065	3,54,485	4,25,177	4,54,379
Denmark	9	9	11	18	24	6,799	6,387	8,288	13,707	16,848
Germany	625	386	566	4,177	3,368	2,42,488	1,49,017	2,00,242	3,38,437	6,41,153
Netherlands	577	423	269	..	12	95,377	59,786	45,658	2	4,188
Belgium	2,564	2,171	2,760	2,369	1,196	5,53,150	3,82,353	4,78,643	4,74,464	2,46,990
France	115	72	81	23	4	35,425	18,821	10,122	5,970	1,347
Czechoslovakia	511	473	791	401	306	1,85,885	1,59,798	2,58,417	1,22,590	93,329
Japan	62	24	96	183	373	14,500	11,973	30,157	42,257	70,148
United States of America—										
Vid Atlantic Coast	5	6	9	8	16	13,858	7,179	7,254	7,788	27,665
„ Pacific „	..	..	..	..	..	..	118	..	..	79
Other Foreign Countries	86	20	6	2	..	14,912	2,402	1,779	727	..
TOTAL FOREIGN COUNTRIES	7,503	6,620	7,725	10,817	8,253	22,85,659	18,98,488	21,30,742	27,86,657	22,58,132
Share of Bengal	*2,736*	*3,888*	*4,162*	*6,117*	*4,587*	*7,12,624*	*8,23,605*	*9,36,077*	*12,44,747*	*10,03,321*
„ *Bombay*	*4,468*	*3,776*	*4,475*	*5,094*	*3,819*	*12,98,698*	*9,95,529*	*11,38,848*	*12,76,278*	*10,67,262*
„ *Sind*	*1,707*	*1,202*	*1,447*	*2,172*	*1,659*	*5,27,565*	*3,57,456*	*4,40,363*	*6,09,194*	*4,78,953*
„ *Madras*	*757*	*843*	*771*	*1,168*	*796*	*2,81,253*	*3,56,349*	*3,04,897*	*4,40,093*	*2,88,212*
„ *Burma*	*797*	*905*	*1,300*	*1,391*	*1,451*	*2,51,624*	*2,95,389*	*3,87,771*	*4,32,374*	*4,13,919*
Protected	2,619	4,846	5,557	7,993	5,879	4,91,767	8,60,140	10,61,981	14,90,602	11,15,607
Not protected	7,896	5,769	6,598	7,949	6,433	25,80,187	19,73,188	21,45,976	25,12,084	21,30,065
TOTAL	10,515	10,614	12,155	15,942	12,312	30,71,954	28,33,328	32,07,956	40,02,686	32,45,672
Old, for re-manufacture (II. F)—	Tons	Tons	Tons	Tons	Tons					
United Kingdom (*including* Channel Islands)	245	3,112	235	573	137	6,831	86,601	8,285	19,502	4,773
Ceylon (*excluding* Maldives)	1,115	779	1,126	791	647	31,508	19,709	24,073	16,614	12,523
Other British Possessions	48	24	29	100	30	1,977	593	630	3,837	1,010
TOTAL BRITISH EMPIRE	1,408	3,915	1,390	1,464	814	40,316	1,07,203	32,988	39,953	18,306
Iran	..	163	330	161	53	..	5,385	16,911	5,124	1,698
Other Foreign Countries	28	56	47	215	7	1,758	1,484	947	3,869	722
TOTAL FOREIGN COUNTRIES	28	219	377	376	60	1,758	6,819	16,958	8,993	2,420
Share of Bengal	*59*	*77*	*11*	*120*	*15*	*2,044*	*2,322*	*289*	*4,277*	*458*
„ *Bombay*	*259*	*3,130*	*764*	*873*	*214*	*7,450*	*87,183*	*21,488*	*30,045*	*7,840*
„ *Sind*	*18*	*216*	*261*	*202*	*1*	*779*	*6,859*	*13,704*	*2,895*	*26*
„ *Madras*	*1,100*	*711*	*731*	*645*	*644*	*31,801*	*17,658*	*14,414*	*11,729*	*12,902*
„ *Burma*	..	..	..	..	..	..	..	*1*	..	..
TOTAL	1,430	4,134	1,767	1,840	874	42,074	1,14,022	49,806	48,946	20,726

No. 10—*continued*

ARTICLES, AND COUNTRIES OF CONSIGNMENT; ALSO SHARE OF EACH PROVINCE	QUANTITY					VALUE				
	1932-33	1933-34	1934-35	1935-36	1936-37	1932-33	1933-34	1934-35	1935-36	1936-37
						R	R	R	R	R
Metals and Ores—*continued*										
***Iron or Steel*—continued**										
Pipes and fittings, cast (III. K)*—	Tons	Tons	Tons	Tons	Tons					
United Kingdom (*including* Channel Islands)	1,223	1,795	1,455	1,273	1,338	4,87,981	6,09,231	6,42,997	6,40,088	6,25,830
Other British Possessions	27	4	..	1	2	4,860	1,401	139	478	1,160
TOTAL BRITISH EMPIRE	1,250	1,799	1,455	1,274	1,340	4,92,841	6,10,632	6,43,136	6,40,566	6,26,990
Germany	36	21	23	39	2	13,870	9,710	11,585	19,922	2,453
Belgium	46	47	11	15	1	23,798	19,823	3,009	3,790	693
France	..	5	30	..	1	..	1,108	6,481	..	165
Japan	788	1,474	34	21	62	54,000	1,14,709	15,409	9,588	22,277
United States of America—										
Vid Atlantic Coast	20	1	10	3	9	14,041	1,482	9,260	3,366	6,714
Other Foreign Countries	6	7	18	5	5	4,034	3,448	4,172	2,952	5,004
TOTAL FOREIGN COUNTRIES	846	1,555	120	83	80	1,10,158	1,50,275	50,416	39,618	37,306
Share of Bengal	*351*	*245*	*262*	*643*	*487*	*87,124*	*1,53,213*	*1,16,935*	*2,71,042*	*2,35,369*
„ *Bombay*	*904*	*1,913*	*486*	*407*	*365*	*3,17,231*	*3,07,022*	*2,55,477*	*2,08,024*	*1,93,704*
„ *Sind*	*357*	*104*	*57*	*41*	*50*	*1,25,316*	*43,590*	*27,892*	*18,822*	*27,728*
„ *Madras*	*252*	*303*	*362*	*107*	*75*	*88,278*	*1,00,065*	*1,71,088*	*84,306*	*45,871*
„ *Burma*	*233*	*789*	*454*	*159*	*453*	*85,060*	*1,51,017*	*1,22,160*	*97,985*	*1,61,684*
Protected	—	—	792	1,357	1,420	—	—	3,55,062	6,80,184	6,64,296
Not protected	2,096	3,354	789	—	—	6,02,999	7,60,907	3,38,470	—	—
TOTAL	2,096	3,354	1,581	1,357	1,420	6,02,999	7,60,907	6,93,552	6,80,184	6,64,296
Rails, chairs, and fishplates (*including* those for railways) (III. K)—	Tons	Tons	Tons	Tons	Tons					
United Kingdom (*including* Channel Islands)	1,150	2,385	5,165	2,448	3,605	3,81,441	4,30,192	7,26,346	4,58,251	5,89,841
Other British Possessions	6	..	..	1	2	1,246	81	..	79	373
TOTAL BRITISH EMPIRE	1,156	2,385	5,165	2,449	3,607	3,82,687	4,30,273	7,26,346	4,58,330	5,90,214
Germany	506	355	44	1,202	1,559	50,548	43,145	3,767	89,391	1,42,536
Netherlands	36	31	31	211	322	3,294	3,420	2,712	13,053	21,329
Belgium	39	218	37	105	452	3,425	22,005	9,359	7,655	55,650
France	..	..	..	..	1,460	..	..	..	..	80,785
Java	..	..	..	..	637	..	..	..	..	34,278
Morocco, Tangier	..	..	..	..	1,425	..	..	..	..	60,406
United States of America— *Vid* Atlantic Coast	..	15	18	3,137	500	..	4,081	3,079	1,75,016	25,144
„ Pacific „	..	..	..	749	7	..	..	..	46,187	384
Other Foreign Countries	..	3	..	..	18	..	422	..	..	1,246
TOTAL FOREIGN COUNTRIES	581	617	125	5,404	6,380	57,267	78,073	18,917	3,31,302	4,21,758
Share of Bengal	*224*	*1,452*	*3,772*	*4,385*	*6,562*	*44,161*	*1,90,462*	*4,30,962*	*3,55,670*	*5,36,597*
„ *Bombay*	*586*	*99*	*612*	*746*	*1,773*	*74,266*	*10,141*	*88,031*	*72,172*	*2,23,071*
„ *Sind*	*590*	*648*	*452*	*455*	*449*	*2,42,867*	*1,79,318*	*1,34,379*	*1,35,100*	*75,015*
„ *Madras*	*140*	*646*	*350*	*2,097*	*347*	*21,335*	*93,660*	*76,934*	*1,94,129*	*1,32,566*
„ *Burma*	*197*	*157*	*104*	*170*	*366*	*57,325*	*29,785*	*15,907*	*24,561*	*44,723*
Protected:										
Rails 30 lbs. per yard and over and fishplates therefor	581	706	4,055	5,118	6,591	93,713	1,15,669	4,93,249	4,13,827	6,62,427
Others	162	316	207	1,203	2,947	19,188	36,445	25,035	98,572	2,58,938
Not protected	1,044	1,980	1,028	1,532	449	3,27,053	3,51,232	2,26,095	2,72,233	90,607
TOTAL	1,787	3,002	5,290	7,853	9,987	4,39,954	5,03,346	7,45,268	7,84,632	10,11,972

* Classified as protected from November 1934.

No. 10—*continued*

ARTICLES, AND COUNTRIES OR CONSIGNMENT; ALSO SHARE OF EACH PROVINCE	QUANTITY					VALUE				
	1932-33	1933-34	1934-35	1935-36	1936-37	1932-33	1933-34	1934-35	1935-36	1936-37
						R	R	R	R	R
Metals and Ores—*continued*										
Iron or Steel—continued										
Screws—										
Wood screws (III. K)—	Tons	Tons	Tons	Tons	Tons					
United Kingdom (*including* Channel Islands)	335	211	257	591	563	1,90,331	1,02,684	1,31,267	2,84,695	2,96,457
Other British Possessions	..	..	..	..	..	206	24	..	..	7
TOTAL BRITISH EMPIRE	335	211	257	591	563	1,90,537	1,02,708	1,31,267	2,84,695	2,96,464
Sweden	143	343	533	896	439	95,847	1,64,591	2,42,864	4,02,525	1,91,976
Poland (*including* Danzig)	..	..	..	4	78	..	..	..	1,570	29,586
Germany	45	8	155	219	156	23,426	4,055	55,012	86,415	65,071
Belgium	878	345	156	289	250	4,28,377	1,42,702	68,472	1,21,218	98,725
France	196	134	134	6	..	73,827	47,487	54,770	1,338	..
Italy (*including* Fiume)	51	9	8	2	..	24,568	5,746	3,071	576	..
Austria	100	3	49	..	37	55,218	1,755	23,124	..	14,056
Hungary	13	36	15	12	10	5,391	13,637	5,611	4,326	3,793
Czechoslovakia	31	13	..	..	13	14,671	4,882	319	..	5,166
Japan	..	2	109	251	328	367	1,180	54,668	1,05,197	1,25,899
Other Foreign Countries	1	2	..	..	..	812	493	..	..	106
TOTAL FOREIGN COUNTRIES	1,458	895	1,159	1,681	1,311	7,22,604	3,86,478	5,12,906	7,23,165	5,34,378
Share of Bengal	*447*	*329*	*408*	*1,032*	*552*	*2,49,616*	*1,46,571*	*1,93,064*	*4,62,742*	*2,55,749*
" *Bombay*	*269*	*305*	*293*	*248*	*519*	*1,75,323*	*1,21,371*	*1,24,530*	*1,19,991*	*2,41,038*
" *Sind*	*649*	*237*	*353*	*661*	*457*	*3,00,275*	*92,326*	*1,53,939*	*2,53,264*	*1,80,766*
" *Madras*	*264*	*176*	*290*	*226*	*277*	*1,43,427*	*85,149*	*1,30,196*	*99,977*	*1,17,333*
" *Burma*	*73*	*61*	*62*	*105*	*78*	*44,500*	*33,778*	*33,414*	*48,786*	*35,467*
TOTAL	1,793	1,106	1,416	2,272	1,874	9,13,141	4,89,186	6,44,173	10,07,860	8,30,842
Metal thread screws (III. K)*—	Tons	Tons	Tons	Tons	Tons					
United Kingdom (*including* Channel Islands)	79	150	180	47	..	40,801	67,756	76,013	24,332	2,051
Sweden	2	68	16	1	..	1,272	23,874	7,898	889	32
Germany	8	5	29	12	..	3,096	2,056	10,195	3,821	..
Belgium	23	20	14	..	16	10,704	9,016	6,641	..	4,472
Austria	37	88	..	..	..	15,074	30,288	..	220	..
Other Foreign Countries	11	10	2	1	7	4,334	3,602	1,103	229	2,608
TOTAL FOREIGN COUNTRIES	81	191	61	14	23	34,480	67,836	25,837	5,159	7,162
Share of Bengal	*127*	*255*	*228*	*59*	..	*69,063*	*1,03,737*	*97,244*	*37,379*	*85*
" *Bombay*	*5*	..	*12*	..	..	*2,116*	*340*	*2,227*	*21*	*601*
" *Sind*	*87*	*35*	*1*	*2*	*23*	*12,377*	*30,787*	*1,835*	*2,008*	*8,161*
" *Madras*	*1*	*1*	..	..	..	*624*	*460*	*46*	..	..
" *Burma*	..	..	..	..	..	*91*	*278*	..	*34*	*426*
Protected	—	—	115	61	23	—	—	46,114	29,492	9,213
Not protected	160	341	126	—	—	74,781	1,35,592	55,236	—	—
TOTAL	160	341	241	61	23	74,781	1,35,592	1,01,350	29,492	9,213

*Classified as protected from November, 1934.

No. 10—*continued*

ARTICLES, AND COUNTRIES OF CONSIGNMENT; ALSO SHARE OF EACH PROVINCE	QUANTITY					VALUE				
	1932-33	1933-34	1934-35	1935-36	1936-37	1932-33	1933-34	1934-35	1935-36	1936-37
						R	R	R	R	R
Metals and Ores—*continued*										
Iron or Steel—continued										
Total of Screws (III. K)—	Tons	Tons	Tons	Tons	Tons					
United Kingdom (*including* Channel Islands)	414	361	437	638	563	2,30,632	1,70,440	2,07,280	3,09,028	2,98,508
Other British Possessions	..	..	..	..	..	206	24	..	..	7
TOTAL BRITISH EMPIRE	414	361	437	638	563	2,30,838	1,70,464	2,07,280	3,09,028	2,98,515
Sweden	145	411	549	897	439	97,119	1,88,465	2,50,262	4,08,414	1,92,058
Poland (*including* Danzig)	..	..	..	4	78	..	..	..	1,670	29,586
Germany	58	18	184	231	156	26,522	6,111	65,207	90,236	65,071
Belgium	901	365	170	289	266	4,89,081	1,50,718	75,118	1,21,218	1,03,197
France	196	134	134	8	..	73,827	47,487	54,770	1,888	..
Italy (*including* Fiume)	61	19	8	2	..	28,205	8,966	3,071	576	..
Austria	187	91	49	..	37	70,892	32,043	28,124	220	14,056
Hungary	13	36	15	12	10	5,391	13,687	5,611	4,826	3,793
Czechoslovakia	32	13	..	..	13	15,306	4,862	319	..	5,166
Japan	..	2	110	252	385	429	1,220	55,501	1,05,357	1,28,507
Other Foreign Countries	1	2	1	..	..	812	885	265	69	106
TOTAL FOREIGN COUNTRIES	1,539	1,085	1,220	1,695	1,334	7,57,084	4,54,814	5,38,243	7,28,324	5,41,540
Share of Bengal	*574*	*584*	*636*	*1,091*	*552*	*3,08,679*	*2,50,308*	*2,90,298*	*4,90,121*	*2,55,784*
„ *Bombay*	*365*	*305*	*310*	*248*	*510*	*1,77,439*	*1,31,711*	*1,36,747*	*1,13,019*	*2,41,639*
„ *Sind*	*676*	*322*	*359*	*663*	*480*	*3,13,162*	*1,23,113*	*1,54,324*	*2,85,372*	*1,38,927*
„ *Madras*	*285*	*175*	*290*	*226*	*277*	*1,44,061*	*85,590*	*1,30,240*	*99,977*	*1,17,822*
„ *Burma*	*73*	*61*	*62*	*105*	*73*	*44,591*	*34,056*	*33,414*	*48,870*	*35,883*
TOTAL	1,953	1,447	1,657	2,333	1,897	9,87,922	6,24,778	7,45,523	10,37,352	8,40,055
Sheets and plates—										
Galvanised—										
Corrugated (III. K)—	Tons	Tons	Tons	Tons	Tons					
United Kingdom (*including* Channel Islands)	39,751	44,312	42,873	50,498	38,102	69,16,400	83,71,481	80,44,922	91,45,153	68,48,569
Other British Possessions	..	..	..	4	2	27	167	346	701	735
TOTAL BRITISH EMPIRE	39,751	44,312	42,873	50,502	38,104	69,16,427	83,71,648	80,45,268	91,45,854	68,49,304
Germany	148	30	1,812	30	49	19,646	3,835	2,04,930	4,182	7,812
Netherlands	48	..	..	..	..	7,880	..	..	..	..
Belgium	16,790	3,904	1,104	7,044	6,167	26,08,584	6,23,416	1,70,419	10,31,084	8,43,643
Japan	455	251	280	1,780	8,251	94,967	44,021	55,718	3,21,404	12,95,917
United States of America—										
Vid Atlantic Coast	5	21	33	7	33	3,074	9,316	13,511	2,723	15,058
„ Pacific „	..	1	..	..	..	..	876	..	..	..
Other Foreign Countries	..	..	10	9	..	8	3	2,897	1,511	..
TOTAL FOREIGN COUNTRIES	17,451	4,207	3,740	8,870	14,500	27,34,159	6,81,467	4,47,470	13,60,854	21,62,430
Share of Bengal	*21,776*	*20,353*	*25,197*	*30,329*	*29,712*	*37,50,306*	*38,72,638*	*45,38,444*	*52,91,213*	*51,32,019*
„ *Bombay*	*21,635*	*16,786*	*8,248*	*13,194*	*9,677*	*34,77,404*	*29,26,301*	*14,56,925*	*21,19,482*	*15,12,544*
„ *Sind*	*2,113*	*2,793*	*2,260*	*2,649*	*3,420*	*3,02,233*	*4,62,303*	*3,76,101*	*4,04,011*	*5,09,932*
„ *Madras*	*4,973*	*3,395*	*1,353*	*2,162*	*916*	*3,02,600*	*6,40,993*	*3,67,031*	*3,66,903*	*1,57,788*
„ *Burma*	*6,705*	*5,292*	*8,050*	*11,038*	*3,879*	*13,18,043*	*11,50,375*	*17,54,327*	*23,35,099*	*16,49,451*
TOTAL (PROTECTED)	57,202	48,519	45,618	59,372	52,604	96,50,586	90,52,115	84,92,738	1,05,06,708	90,11,734

No. 10—*continued*

ARTICLES, AND COUNTRIES OF CONSIGNMENT; ALSO SHARE OF EACH PROVINCE.	QUANTITY					VALUE				
	1932-33	1933-34	1934-35	1935-36	1936-37	1932-33	1933-34	1934-35	1935-36	1936-37
						R	R	R	R	R
Metals and Ores—*continued*										
***Iron or Steel*—continued**										
Sheets and plates—*continued*										
Galvanized—*continued*	Tons	Tons	Tons	Tons	Tons					
Plain (III. K)*—										
United Kingdom (*including* Channel Islands)	9,916	7,388	9,891	5,471	2,480	17,86,656	14,56,617	19,91,309	10,92,739	4,71,617
Other British Possessions	1	..	1	1	1	400	7	187	425	342
TOTAL BRITISH EMPIRE	9,917	7,388	9,892	5,472	2,481	17,87,056	14,56,624	19,91,496	10,93,164	4,71,959
Germany	833	55	8	516	1,065	49,893	8,664	1,268	70,906	1,39,564
Belgium	4,313	1,617	798	3,035	863	6,91,348	2,43,407	1,19,159	4,87,218	1,18,957
Luxemburg	..	..	41	10	17	..	..	6,316	1,449	3,112
Japan	892	3,237	2,462	4,798	7,567	1,58,112	5,71,638	4,75,129	8,62,669	12,48,720
Other Foreign Countries	1	22	2	..	2	672	4,268	719	..	1,115
TOTAL FOREIGN COUNTRIES	5,539	4,931	3,311	3,359	9,514	9,00,026	8,27,972	6,02,591	13,72,332	15,11,768
Share of Bengal	*2,456*	*2,943*	*4,101*	*4,282*	*3,587*	*6,08,350*	*6,34,223*	*7,91,994*	*8,09,341*	*6,01,239*
„ *Bombay*	*5,956*	*3,719*	*4,320*	*4,279*	*5,052*	*8,48,964*	*6,49,354*	*8,46,659*	*7,39,789*	*3,28,139*
„ *Sind*	*3,427*	*2,276*	*2,185*	*2,973*	*1,343*	*5,87,003*	*4,32,653*	*4,10,830*	*4,86,388*	*2,01,221*
„ *Madras*	*2,481*	*2,390*	*1,649*	*1,306*	*961*	*4,42,686*	*4,95,056*	*3,53,713*	*2,60,686*	*1,70,745*
„ *Burma*	*1,045*	*891*	*948*	*991*	*1,052*	*2,80,734*	*1,73,810*	*1,90,393*	*1,89,322*	*1,89,302*
Protected (sheets)	15,174	11,614	12,868	13,831	11,995	26,39,069	21,64,587	25,38,573	24,65,496	19,83,747
Not protected (plates)	282	705	335	—	—	48,013	1,20,009	55,514	—	—
TOTAL	15,456	12,319	13,203	13,831	11,995	26,87,082	22,84,596	25,94,087	24,65,496	19,83,747
Tinned—										
Tin plates (III. K)—	Tons	Tons	Tons	Tons	Tons					
United Kingdom (*including* Channel Islands)	6,387	4,931	3,882	5,387	1,233	19,08,054	15,15,617	12,04,861	16,75,337	4,75,632
Other British Possessions	5	..	1	..	..	1,200	12	100	..	..
TOTAL BRITISH EMPIRE	6,892	4,931	3,883	5,387	1,233	19,09,254	15,15,629	12,04,961	16,75,337	4,75,632
Germany	71	1,924	356	78	5	22,804	5,34,632	1,02,049	26,120	1,461
Belgium	24	12	242	..	..	6,691	3,235	66,116	..	..
Netherlands	6	22	..	..	..	1,570	5,820	..	..	..
France	..	..	15	..	..	..	..	5,565	..	..
Italy (*including* Fiume)	11	83	852	655	32	3,048	24,941	2,59,565	2,06,751	10,842
Japan	..	..	..	211	13	..	5	20	50,170	3,983
United States of America—*Vid* Atlantic Coast	..	218	234	154	69	..	56,840	59,173	49,744	23,737
Other Foreign Countries	..	..	..	3	..	..	..	..	1,066	..
TOTAL FOREIGN COUNTRIES	111	2,259	1,700	1,101	119	34,110	6,25,573	4,92,288	3,33,351	40,023
Share of Bengal	*3,387*	*1,617*	*794*	*1,031*	*203*	*9,50,937*	*4,93,162*	*2,59,483*	*3,10,262*	*55,644*
„ *Bombay*	*1,892*	*2,945*	*1,973*	*1,776*	*776*	*3,99,302*	*3,83,552*	*6,16,981*	*5,69,323*	*2,77,410*
„ *Sind*	*867*	*776*	*1,329*	*2,341*	*71*	*2,19,016*	*2,10,956*	*3,57,763*	*6,51,923*	*24,814*
„ *Madras*	*809*	*1,113*	*802*	*1,032*	*244*	*2,49,005*	*3,60,259*	*2,74,334*	*3,63,401*	*1,06,923*
„ *Burma*	*548*	*790*	*685*	*395*	*59*	*1,45,106*	*2,12,373*	*1,88,188*	*94,379*	*21,345*
TOTAL (PROTECTED)	7,003	7,240	5,583	6,488	1,352	19,43,364	21,41,402	16,97,249	20,09,188	5,15,655
Other sorts (III. K)—	Tons	Tons	Tons	Tons	Tons					
United Kingdom (*including* Channel Islands)	19	3	3	41	70	5,690	2,101	2,709	32,119	51,061
Share of Bengal	*19*	*3*	*3*	*41*	*70*	*5,690*	*1,901*	*2,581*	*31,874*	*50,790*
„ *Sind*	..	..	..	..	..	..	*200*	*126*	..	*203*
„ *Burma*	..	..	..	..	..	..	..	*3*	*245*	*68*
TOTAL (PROTECTED)	19	3	3	41	70	5,690	2,101	2,709	32,119	51,061

* Classified as protected from November, 1934.

No. 10—*continued*

ARTICLES, AND COUNTRIES OF CONSIGNMENT; ALSO SHARE OF EACH PROVINCE	Quantity					Value				
	1932-33	1933-34	1934-35	1935-36	1936-37	1932-33	1933-34	1934-35	1935-36	1936-37
						R	R	R	R	R
Metals and Ores—*continued*										
Iron or Steel—continued										
Sheets and plates—*continued*										
Tinned—*continued*										
Total of Tinned (III. K)—	Tons	Tons	Tons	Tons	Tons					
United Kingdom (*including* Channel Islands)	6,906	4,984	3,885	5,428	1,303	19,13,744	15,17,918	12,07,570	17,07,456	5,26,693
Other British Possessions	5	..	1	..	..	1,200	12	100	..	..
TOTAL BRITISH EMPIRE	6,911	4,984	3,886	5,428	1,303	19,14,944	15,17,930	12,07,670	17,07,456	5,26,693
Germany	71	1,924	356	78	5	22,804	5,34,632	1,02,049	20,120	1,461
Netherlands	5	22	..	..	..	1,570	5,820	..	..	..
Belgium	24	12	248	..	..	6,691	3,335	60,116	..	..
France	..	..	15	..	..	..	..	5,365	..	..
Italy (*including* Fiume)	11	88	852	655	32	3,045	24,941	2,59,565	2,06,751	10,842
Japan	..	..	..	211	18	..	5	20	50,170	3,933
United States of America—										
Vid Atlantic Coast	..	218	284	154	69	..	56,840	59,178	49,744	28,737
Other Foreign Countries	..	..	..	3	..	..	..	..	1,066	..
TOTAL FOREIGN COUNTRIES	111	2,259	1,700	1,101	119	34,110	6,25,578	4,92,288	3,33,851	40,023
Share of Bengal	*3,406*	*1,620*	*797*	*1,072*	*273*	*9,26,627*	*4,95,068*	*2,62,064*	*3,62,136*	*1,36,438*
„ *Bombay*	*1,302*	*2,946*	*1,973*	*1,778*	*775*	*3,99,302*	*3,63,552*	*6,16,981*	*5,69,328*	*2,77,410*
„ *Sind*	*867*	*776*	*1,329*	*2,341*	*71*	*2,19,014*	*2,11,156*	*3,67,888*	*6,51,993*	*21,527*
„ *Madras*	*809*	*1,118*	*802*	*1,032*	*244*	*2,49,005*	*3,60,859*	*2,74,834*	*3,63,401*	*1,06,928*
„ *Burma*	*548*	*790*	*585*	*306*	*59*	*1,45,106*	*2,12,873*	*1,88,191*	*91,524*	*21,473*
TOTAL (PROTECTED)	7,022	7,243	5,586	6,529	1,422	19,49,054	21,43,503	16,99,958	20,41,307	5,66,716
Not galvanized or tinned—										
Sheets up to one-eighth inch thick (III. K)—	Tons	Tons	Tons	Tons	Tons					
United Kingdom (*including* Channel Islands)	14,611	14,131	16,370	14,746	8,319	18,48,788	19,52,164	24,53,984	22,76,300	14,66,567
Other British Possessions	..	..	..	6	..	..	..	48	830	..
TOTAL BRITISH EMPIRE	14,611	14,131	16,370	14,752	8,319	18,48,788	19,52,164	24,54,032	22,77,130	14,66,567
Sweden	..	..	..	..	3	..	16	173	341	9,236
Germany	2	26	308	1,781	1,206	1,351	5,572	89,088	1,72,699	1,39,396
Belgium	1,669	2,264	2,619	5,071	3,892	1,46,311	2,31,165	2,87,769	5,08,513	3,53,108
Luxemburg	18	80	281	120	82	1,772	8,322	21,875	12,207	8,786
France	204	192	690	110	35	14,727	17,509	78,181	12,058	3,671
Japan	36	16	..	19	384	5,441	2,617	25	3,484	61,574
Other Foreign Countries	2	5	2	10	7	666	1,903	1,000	3,427	2,979
TOTAL FOREIGN COUNTRIES	1,931	2,583	4,350	7,061	5,669	1,70,268	2,67,104	4,78,056	7,07,720	5,78,696
Share of Bengal	*3,793*	*3,836*	*4,077*	*6,804*	*3,734*	*4,96,750*	*5,48,213*	*6,49,282*	*9,90,429*	*7,09,439*
„ *Bombay*	*5,971*	*4,683*	*8,193*	*8,525*	*5,969*	*6,61,627*	*5,48,591*	*11,11,493*	*10,74,452*	*7,97,567*
„ *Sind*	*2,135*	*2,023*	*3,957*	*2,923*	*2,068*	*2,31,356*	*2,38,050*	*3,48,224*	*3,15,243*	*1,97,921*
„ *Madras*	*2,652*	*2,618*	*2,428*	*1,650*	*1,308*	*3,54,767*	*3,71,496*	*3,70,144*	*2,47,350*	*2,03,692*
„ *Burma*	*2,060*	*3,559*	*3,065*	*2,411*	*909*	*2,74,776*	*5,22,930*	*4,47,946*	*3,56,886*	*1,36,534*
TOTAL	16,542	16,714	20,720	21,813	13,988	20,19,056	22,19,268	29,27,088	29,84,859	20,45,263

No. 10—*continued*

ARTICLES, AND COUNTRIES OF CONSIGNMENT; ALSO SHARE OF EACH PROVINCE	Quantity					Value				
	1932-33	1933-34	1934-35	1935-36	1936-37	1932-33	1933-34	1934-35	1935-36	1936-37
						R	R	R	R	R
Metals and Ores—*continued*										
***Iron or Steel*—continued**										
Sheets and Plates—*continued*										
Not galvanised or tinned—*continued*										
Plates over one-eighth inch thick (III. K)—	Tons	Tons	Tons	Tons	Tons					
United Kingdom (*including* Channel Islands)	4,234	6,067	7,738	8,959	9,448	5,49,069	7,66,891	9,41,880	11,03,298	12,26,098
Other British Possessions	..	..	..	..	..	52	87	49	56	63
TOTAL BRITISH EMPIRE	4,234	6,067	7,738	8,959	9,448	5,49,121	7,66,978	9,41,879	11,03,349	12,26,161
Germany	1	11	115	1,092	569	255	1,186	16,101	1,31,507	62,512
Belgium	1,005	852	911	1,609	1,346	90,393	85,813	1,06,888	1,56,631	1,19,376
Luxemburg	25	..	20	123	83	2,020	..	2,767	13,314	7,647
France	65	75	148	218	78	4,696	6,948	15,726	16,864	9,689
Other Foreign Countries	13	..	..	..	53	2,899	17	101	1,164	5,632
TOTAL FOREIGN COUNTRIES	1,109	938	1,194	3,042	2,129	1,00,263	93,964	1,41,078	3,19,480	2,04,856
Share of Bengal	*3,199*	*3,368*	*4,377*	*5,693*	*5,738*	*3,81,893*	*4,04,467*	*5,49,831*	*6,86,567*	*7,18,140*
„ *Bombay*	*831*	*1,361*	*2,365*	*3,214*	*2,040*	*1,95,831*	*1,60,252*	*2,32,539*	*3,71,984*	*2,24,625*
„ *Sind*	*122*	*409*	*679*	*666*	*944*	*14,718*	*48,567*	*68,677*	*66,536*	*1,11,390*
„ *Madras*	*709*	*350*	*939*	*1,183*	*1,476*	*85,429*	*1,09,367*	*1,19,978*	*1,50,163*	*1,81,357*
„ *Burma*	*581*	*1,119*	*572*	*1,240*	*1,389*	*61,523*	*1,40,349*	*66,747*	*1,53,534*	*1,95,505*
TOTAL	6,243	7,005	8,932	12,001	*11,577*	6,49,384	8,60,942	10,82,457	14,22,829	14,31,017
Other sorts (III. K)—	Tons	Tons	Tons	Tons	Tons					
United Kingdom (*including* Channel Islands)	198	83	1,639	2,933	794	40,069	20,027	2,19,161	2,92,062	1,13,441
Other British Possessions	..	..	..	..	..	..	..	..	80	269
TOTAL BRITISH EMPIRE	198	83	1,639	2,933	794	40,069	20,027	2,19,161	2,92,142	1,13,710
Germany	..	..	145	1	12	..	..	24,318	665	2,555
Belgium	2	1	7	615	147	138	84	1,982	54,048	10,922
Austria	..	..	..	..	..	..	..	..	..	74
TOTAL FOREIGN COUNTRIES	2	1	152	616	159	138	84	26,300	54,711	13,551
Share of Bengal	*200*	*84*	*1,791*	*3,549*	*933*	*40,207*	*20,111*	*2,45,461*	*4,46,853*	*1,24,584*
„ *Bombay*	..	..	..	..	..	*20*	..	..	..	..
„ *Burma*	..	..	..	..	*20*	..	..	..	..	*2,677*
TOTAL	200	84	1,791	3,549	953	40,227	20,111	2,45,461	4,46,853	1,27,261
Total of not galvanised or tinned (III. K)—	Tons	Tons	Tons	Tons	Tons					
United Kingdom (*including* Channel Islands)	19,048	20,281	25,747	26,638	18,561	24,87,946	27,89,082	36,14,675	37,71,655	28,06,101
Other British Possessions	..	..	..	6	..	52	87	97	906	337
TOTAL BRITISH EMPIRE	19,048	20,281	25,747	26,644	18,561	24,87,998	27,89,169	36,14,572	37,72,621	28,06,438

No. 10—*continued*

ARTICLES, AND COUNTRIES OF CONSIGNMENT; ALSO SHARE OF EACH PROVINCE	QUANTITY					VALUE				
	1932-33	1933-34	1934-35	1935-36	1936-37	1932-33	1933-34	1934-35	1935-36	1936-37
Metals and Ores—*continued*						R	R	R	R	R
Iron or Steel—continued										
Sheets and Plates—*concluded*										
Total of not galvanised or tinned (III. K)—*continued*	Tons	Tons	Tons	Tons	Tons					
Sweden	..	..	..	..	3	..	16	228	351	9,238
Germany	3	37	1,068	2,824	1,847	1,606	6,758	1,29,502	3,04,869	2,04,468
Belgium	2,676	3,117	3,537	7,295	5,385	2,36,842	3,17,062	3,96,134	7,14,192	4,83,406
Luxemburg	43	80	251	243	165	3,792	8,322	24,642	25,521	16,383
France	269	267	838	328	118	19,423	24,457	88,857	28,922	13,360
Japan	26	16	..	19	434	5,441	2,617	25	3,484	66,058
Other Foreign Countries	15	5	2	10	10	3,565	1,920	1,046	4,581	4,195
TOTAL FOREIGN COUNTRIES	3,042	3,522	5,696	10,719	7,957	2,70,669	3,61,152	6,40,434	10,81,920	7,97,108
Share of Bengal	*7,113*	*7,186*	*10,245*	*15,551*	*10,395*	*9,18,835*	*9,72,729*	*14,44,264*	*21,23,339*	*15,52,163*
,, *Bombay*	*6,792*	*6,044*	*10,558*	*11,739*	*8,009*	*7,67,278*	*7,08,843*	*13,94,031*	*14,46,436*	*10,22,192*
,, *Sind*	*2,257*	*2,432*	*3,636*	*3,589*	*3,012*	*2,46,063*	*2,74,617*	*4,11,901*	*3,75,329*	*3,09,371*
,, *Madras*	*3,362*	*3,463*	*3,367*	*2,833*	*2,784*	*4,40,139*	*4,80,863*	*4,90,117*	*3,98,018*	*3,85,049*
,, *Burma*	*2,561*	*4,673*	*3,537*	*3,651*	*2,318*	*3,36,297*	*6,63,269*	*5,14,693*	*5,10,419*	*3,34,766*
Protected, fabricated	94	153	75	27	132	27,013	35,887	19,225	8,394	21,681
Protected, others	21,754	23,335	30,825	37,318	26,379	26,36,876	30,09,666	41,51,897	48,39,743	35,80,835
Not protected	237	315	543	23	7	44,778	54,768	83,884	6,404	1,025
TOTAL	22,085	23,803	31,443	37,368	26,518	27,08,667	31,00,321	42,55,006	48,54,541	36,03,541
Total of Sheets and Plates—	Tons	Tons	Tons	Tons	Tons					
United Kingdom (*including* Channel Islands)	75,616	76,965	82,396	88,035	60,446	1,30,54,756	1,40,85,098	1,48,58,276	1,57,17,008	1,06,52,980
Other British Possessions	6	..	2	11	3	1,679	273	730	2,092	1,414
TOTAL BRITISH EMPIRE	75,622	76,965	82,398	88,046	60,449	1,30,56,435	1,40,85,371	1,48,59,006	1,57,19,095	1,06,54,394
Sweden	..	..	..	..	3	..	16	228	351	9,238
Germany	550	2,046	2,745	3,448	2,906	93,949	5,53,889	4,37,749	4,06,167	3,53,629
Netherlands	55	27	1	..	..	10,188	7,644	209	..	..
Belgium	23,803	8,650	5,682	17,374	12,415	35,43,465	11,87,220	7,51,828	21,82,444	14,46,006
Luxemburg	43	80	292	253	182	3,792	8,322	30,958	26,970	19,495
France	269	288	858	337	113	19,423	28,270	94,222	30,433	13,360
Italy (*including* Fiume)	11	33	852	665	32	3,045	24,041	2,59,565	2,09,791	10,842
Japan	1,393	3,504	2,742	6,808	16,265	2,58,521	6,18,281	5,30,887	12,37,727	26,14,678
United States of America—										
Vid Atlantic Coast	19	240	270	161	109	6,573	66,606	78,752	52,549	42,130
,, Pacific ,,	..	1	..	..	..	..	876	..	..	..
Other Foreign Countries	..	..	10	3	5	8	99	3,385	2,525	1,975
TOTAL FOREIGN COUNTRIES	26,143	14,919	13,447	29,049	32,000	39,38,964	24,96,164	21,82,783	41,48,957	45,11,344
Share of Bengal	*35,745*	*32,102*	*40,340*	*51,234*	*43,967*	*69,14,018*	*68,74,753*	*70,36,766*	*55,87,029*	*74,71,859*
,, *Bombay*	*34,869*	*29,494*	*25,099*	*30,990*	*23,513*	*54,92,945*	*51,58,050*	*43,14,696*	*48,75,039*	*36,40,285*
,, *Sind*	*8,664*	*8,377*	*9,410*	*11,582*	*7,846*	*13,54,323*	*13,70,131*	*15,56,720*	*18,97,651*	*10,47,152*
,, *Madras*	*11,623*	*10,260*	*7,676*	*7,333*	*4,905*	*19,33,373*	*19,77,773*	*14,85,694*	*13,33,978*	*8,20,510*
,, *Burma*	*10,359*	*11,651*	*15,330*	*15,982*	*12,308*	*20,00,232*	*22,00,841*	*26,48,013*	*31,19,364*	*21,35,932*
TOTAL	101,765	91,884	95,845	117,095	92,539	1,09,95,399	1,65,81,585	1,70,41,789	1,98,66,052	1,51,65,788

No. 10—*continued*

ARTICLES, AND COUNTRIES OF CONSIGNMENT; ALSO SHARE OF EACH PROVINCE	QUANTITY					VALUE				
	1932-33	1933-34	1934-35	1935-36	1936-37	1932-33	1933-34	1934-35	1935-36	1936-37
						R	R	R	R	R
Metals and Ores—*continued*										
Iron or Steel—continued										
Sleepers and keys of steel or iron for railways (III. K)—	Tons	Tons	Tons	Tons	Tons					
United Kingdom (*including* Channel Islands)	1,954	2,472	4,095	4,038	2,791	3,07,450	3,84,260	6,33,841	6,62,035	5,09,408
Germany	16	59	105	196	372	1,188	6,544	11,994	16,937	32,594
Netherlands	17	25	7	..	27	1,970	2,826	1,539	..	2,055
Belgium	1,408	316	56	242	809	1,22,636	30,660	5,137	22,260	78,617
Morocco, Tangier	..	..	..	..	574	..	..	..	..	24,294
TOTAL FOREIGN COUNTRIES	1,441	400	168	438	1,782	1,25,794	40,030	18,670	39,197	1,37,560
Share of Bengal	*329*	*416*	*403*	*486*	*912*	*26,548*	*33,583*	*39,782*	*90,988*	*1,07,143*
" *Bombay*	*2,062*	*1,892*	*1,014*	*947*	*1,110*	*2,84,944*	*2,47,578*	*2,11,188*	*2,00,657*	*1,94,606*
" *Sind*	*872*	*521*	*1,967*	*1,820*	*2,199*	*82,105*	*77,127*	*1,39,392*	*2,22,250*	*3,58,452*
" *Madras*	*141*	*43*	*879*	*1,273*	*352*	*38,957*	*10,984*	*1,62,149*	*1,87,337*	*86,773*
" *Burma*	..	..	..	..	..	*692*	*18*	..	..	..
Protected	3,328	2,846	4,215	4,526	4,571	4,20,230	4,20,034	6,34,311	7,01,232	6,45,040
Not protected	67	26	48	..	2	13,014	4,256	18,200	..	1,928
TOTAL	3,395	2,872	4,263	4,526	4,573	4,33,244	4,24,290	6,52,511	7,01,232	6,46,968
Tubes, pipes and fittings, wrought up to 6 inches in diameter (III. K) (*a*)—					Tons					
United Kingdom (*including* Channel Islands)	—	—	—	—	14,081	—	—	—	—	32,15,636
Canada—										
Viâ Atlantic Coast	—	—	—	—	2	—	—	—	—	5,154
Other British Possessions	—	—	—	—	..	—	—	—	—	667
TOTAL BRITISH EMPIRE	—	—	—	—	14,083	—	—	—	—	32,21,457
Germany	—	—	—	—	14,505	—	—	—	—	19,46,518
Netherlands	—	—	—	—	52	—	—	—	—	18,491
Belgium	—	—	—	—	265	—	—	—	—	38,885
Czechoslovakia	—	—	—	—	96	—	—	—	—	16,365
Japan	—	—	—	—	870	—	—	—	—	2,86,738
United States of America—										
Viâ Atlantic Coast	—	—	—	—	29	—	—	—	—	56,006
Other Foreign Countries	—	—	—	—	19	—	—	—	—	5,036
TOTAL FOREIGN COUNTRIES	—	—	—	—	15,836	—	—	—	—	23,63,034
Share of Bengal	—	—	—	—	*12,563*	—	—	—	—	*24,92,375*
" *Bombay*	—	—	—	—	*7,778*	—	—	—	—	*16,31,093*
" *Sind*	—	—	—	—	*9,194*	—	—	—	—	*14,05,330*
" *Madras*	—	—	—	—	*384*	—	—	—	—	*55,693*
TOTAL	—	—	—	—	29,919	—	—	—	—	55,84,491
Others (III. K) (*a*)—					Tons					
United Kingdom (*including* Channel Islands)	—	—	—	—	4,826	—	—	—	—	13,35,378
Straits Settlements	—	—	—	—	62	—	—	—	—	23,609
TOTAL BRITISH EMPIRE	—	—	—	—	4,888	—	—	—	—	13,58,987

(*a*) Separately recorded from 1936-37.

No. 10—*continued*

ARTICLES, AND COUNTRIES OF CONSIGNMENT; ALSO SHARE OF EACH PROVINCE	QUANTITY					VALUE				
	1932-33	1933-34	1934-35	1935-36	1936-37	1932-33	1933-34	1934-35	1935-36	1936-37
						R	R	R	R	R
Metals and Ores—*continued*										
Iron and Steel—continued										
Others (III. K) (*a*)—*continued*					Tons					
Poland (*including* Danzig)	—	—	—	—	1,540	—	—	—	—	2,26,926
Germany	—	—	—	—	2,501	—	—	—	—	4,05,856
Belgium	—	—	—	—	1,064	—	—	—	—	1,74,387
Czechoslovakia	—	—	—	—	116	—	—	—	—	18,593
Japan	—	—	—	—	100	—	—	—	—	33,385
United States of America—										
Via Atlantic Coast	—	—	—	—	229	—	—	—	—	1,51,217
Other Foreign Countries	—	—	—	—	1	—	—	—	—	577
TOTAL FOREIGN COUNTRIES	—	—	—	—	5,551	—	—	—	—	10,10,941
Share of Bengal	—	—	—	—	*2,441*	—	—	—	—	*6,32,191*
„ *Bombay*	—	—	—	—	*29*	—	—	—	—	*10,738*
„ *Sind*	—	—	—	—	*217*	—	—	—	—	*93,100*
„ *Madras*	—	—	—	—	*3,331*	—	—	—	—	*6,41,227*
„ *Burma*	—	—	—	—	*4,421*	—	—	—	—	*9,92,672*
TOTAL	—	—	—	—	10,439	—	—	—	—	28,69,928
Total of Tubes, pipes and fittings, wrought (III. K)—	Tons	Tons	Tons	Tons	Tons					
United Kingdom (*including* Channel Islands)	9,753	12,557	15,838	29,550	18,907	27,94,578	37,67,626	46,19,007	60,07,597	45,51,014
Straits Settlements	1	2	65	51	62	1,083	679	25,999	15,785	23,609
Canada—										
Via Atlantic Coast	89	..	94	28	2	26,002	..	19,854	8,515	5,154
Other British Possessions	1	4	16	2	..	538	1,403	2,466	960	667
TOTAL BRITISH EMPIRE	9,844	13,563	15,603	29,631	18,971	28,22,201	37,69,708	46,67,326	60,32,857	45,80,444
Finland	60	..	..	..	..	11,626	..	..	..	..
Sweden	10	4	28	41	3	2,682	1,376	5,197	10,074	2,268
Poland (*including* Danzig)	3,611	4,469	3,764	614	1,540	3,22,289	3,75,632	7,37,234	89,478	2,26,926
Germany	4,385	3,503	6,778	27,322	17,006	10,76,533	7,66,949	14,48,200	39,05,978	23,52,869
Netherlands	1,330	899	330	127	52	3,07,401	1,93,675	65,373	20,113	13,515
Belgium	336	753	1,210	1,580	1,329	2,43,203	1,81,813	2,96,179	2,65,642	2,13,272
France	322	1,228	1,010	412	17	70,474	2,41,753	2,00,694	82,411	2,967
Czechoslovakia	585	1,365	3,290	407	212	1,35,077	3,70,392	6,41,311	63,087	34,958
Japan	523	952	1,146	1,375	970	1,86,853	3,46,932	3,90,145	4,33,171	3,20,123
United States of America—										
Via Atlantic Coast	1,923	1,794	1,926	605	258	4,72,537	4,19,213	4,16,800	2,14,669	2,07,223
„ Pacific „	..	..	..	4	..	..	..	..	6,028	..
Other Foreign Countries	32	16	17	1	..	18,654	3,560	3,171	2,730	354
TOTAL FOREIGN COUNTRIES	13,617	15,483	19,414	32,488	21,387	33,45,989	33,91,194	42,09,804	51,48,381	33,73,975
Share of Bengal	*6,524*	*9,609*	*12,329*	*20,966*	*15,004*	*17,33,190*	*24,42,082*	*34,38,273*	*40,57,186*	*31,24,566*
„ *Bombay*	*5,103*	*6,650*	*7,354*	*13,102*	*7,807*	*13,25,232*	*15,72,521*	*19,35,247*	*25,49,225*	*16,41,831*
„ *Sind*	*7,075*	*5,566*	*8,576*	*13,542*	*9,411*	*17,95,160*	*12,92,195*	*18,35,716*	*27,11,250*	*14,98,430*
„ *Madras*	*3,877*	*3,321*	*3,167*	*6,316*	*3,715*	*7,18,455*	*8,02,510*	*7,45,307*	*10,38,589*	*6,96,920*
„ *Burma*	*1,732*	*3,900*	*3,997*	*3,193*	*4,421*	*5,45,413*	*10,51,594*	*9,39,081*	*7,74,958*	*9,92,672*
Protected	3	571	205	114	1,446	1,952	1,77,129	91,565	28,843	2,89,201
Not protected	23,458	28,475	34,717	62,005	38,912	61,66,238	69,83,778	87,85,065	1,11,57,395	76,65,218
TOTAL	23,461	29,046	34,922	62,119	40,358	61,68,190	71,60,902	88,76,630	1,11,81,238	79,54,419

(*a*) Separately recorded from 1936-37.

No. 10—*continued*

ARTICLES, AND COUNTRIES OF CONSIGNMENT; ALSO SHARE OF EACH PROVINCE	QUANTITY					VALUE				
	1932-33	1933-34	1934-35	1935-36	1936-37	1932-33	1933-34	1934-35	1935-36	1936-37
						Rs	Rs	Rs	Rs	Rs
Metals and Ores—*continued*										
Iron or Steel—continued										
Wire nails (III. K)—	Tons	Tons	Tons	Tons	Tons					
United Kingdom (*including* Channel Islands)	213	236	163	223	288	48,967	55,418	42,698	54,488	71,394
Other British Possessions	5	1	26	9	4	1,480	255	4,071	1,480	1,290
TOTAL BRITISH EMPIRE	218	237	189	232	292	50,447	55,673	46,769	55,968	72,684
Sweden	248	333	246	114	93	44,519	63,249	44,483	26,714	17,223
Poland (*including* Danzig)	..	..	..	102	61	..	..	..	13,076	7,865
Germany	2,335	1,180	1,636	1,301	691	4,20,880	1,86,619	2,40,015	1,88,780	1,22,643
Netherlands	20	83	..	..	..	4,000	14,086	..	..	..
Belgium	5,739	4,005	5,262	6,984	4,526	10,82,538	6,56,418	8,09,629	10,02,104	7,03,156
Luxemburg	..	4	45	11	5	..	620	7,466	1,810	681
France	57	98	10	..	..	10,453	17,987	1,681	..	..
Italy (*including* Fiume)	16	368	471	189	..	2,488	58,742	75,443	28,069	..
Austria	101	32	13	..	..	16,918	5,478	2,136	..	..
Hungary	653	851	900	1,058	947	1,09,139	1,35,958	1,30,250	1,44,503	1,24,219
Czechoslovakia	552	211	512	93	281	91,099	37,026	72,852	12,761	40,472
Japan	3,241	4,512	6,313	5,179	1,121	4,96,833	7,66,219	9,71,524	7,18,358	1,60,178
United States of America—										
Vid Atlantic Coast	..	28	56	4	1	13	4,807	9,536	1,244	367
Other Foreign Countries	18	..	..	7	7	3,283	6	..	781	1,279
TOTAL FOREIGN COUNTRIES	12,980	11,705	15,464	15,042	7,733	22,82,168	19,48,165	23,64,965	21,39,188	11,78,088
Share of Bengal	*2,830*	*3,106*	*3,968*	*2,589*	*985*	*4,36,468*	*4,80,873*	*5,72,428*	*3,77,105*	*1,57,533*
" *Bombay*	*2,275*	*2,143*	*3,084*	*3,941*	*874*	*4,11,275*	*3,65,636*	*4,61,642*	*4,11,410*	*1,50,325*
" *Sind*	*1,522*	*1,122*	*1,736*	*1,656*	*1,408*	*2,71,627*	*1,90,267*	*2,58,892*	*2,24,741*	*1,94,209*
" *Madras*	*2,742*	*2,635*	*2,639*	*3,702*	*1,109*	*4,92,149*	*4,73,566*	*4,40,908*	*5,51,147*	*1,64,363*
" *Burma*	*3,829*	*2,931*	*4,226*	*4,386*	*3,649*	*7,21,091*	*4,93,496*	*6,77,869*	*6,30,753*	*5,51,462*
TOTAL (Protected)	13,198	11,942	15,653	15,274	8,025	23,32,610	20,07,838	24,11,784	21,95,156	12,50,772
Wire rope—										
Black (III. K)—	Tons	Tons	Tons	Tons	Tons					
United Kingdom (*including* Channel Islands)	1,160	1,377	1,782	1,512	2,085	6,06,527	6,85,814	9,54,114	8,17,192	11,68,485
Other British Possessions	3	..	..	2	..	1,067	245	988	474	619
TOTAL BRITISH EMPIRE	1,163	1,377	1,782	1,514	2,085	6,07,594	6,86,059	9,55,102	8,17,666	11,69,104
Germany	123	139	179	280	254	56,412	59,099	82,016	1,12,715	88,763
Belgium	..	..	13	52	42	..	..	3,834	19,401	7,867
United States of America—										
Vid Atlantic Coast	4	11	3	40	25	5,187	5,942	2,825	23,820	20,510
Other Foreign Countries	..	..	9	6	17	24	156	2,511	2,321	4,417
TOTAL FOREIGN COUNTRIES	127	150	204	378	338	61,623	65,197	91,186	1,58,257	1,21,557
Share of Bengal	*960*	*1,048*	*1,326*	*1,458*	*1,462*	*4,64,396*	*4,64,171*	*6,34,078*	*6,96,445*	*7,08,553*
" *Bombay*	*6*	*8*	*10*	*6*	..	*6,932*	*5,185*	*5,471*	*3,436*	..
" *Sind*	*15*	*56*	*23*	*43*	*60*	*2,164*	*31,264*	*15,417*	*23,285*	*42,316*
" *Madras*	*85*	*83*	*301*	*138*	*529*	*42,967*	*46,912*	*1,35,446*	*91,216*	*2,95,350*
" *Burma*	*224*	*333*	*326*	*242*	*372*	*1,45,360*	*2,02,624*	*2,07,376*	*1,57,498*	*2,44,412*
TOTAL	1,290	1,527	1,986	1,832	2,423	6,69,217	7,51,256	10,46,288	9,75,923	12,90,661

No. 10—*continued*

ARTICLES, AND COUNTRIES OF CONSIGNMENT; ALSO SHARE OF EACH PROVINCE	Quantity					Value				
	1932-33	1933-34	1934-35	1935-36	1936-37	1932-33	1933-34	1934-35	1935-36	1936-37
Metals and Ores—*continued*						R	R	R	R	R
***Iron or Steel*—continued**										
Wire rope—*continued*	Tons	Tons	Tons	Tons	Tons					
Galvanised (III. K)—										
United Kingdom (*including* Channel Islands)	489	507	798	549	674	2,07,385	2,93,865	3,78,193	3,48,597	4,17,624
Other British Possessions	4	..	6	..	1	3,278	447	1,178	598	1,414
TOTAL BRITISH EMPIRE	493	507	804	549	675	3,00,608	2,94,312	3,74,366	3,49,195	4,19,038
Germany	228	195	182	223	131	90,400	75,410	80,321	71,458	40,298
Belgium	18	79	19	132	5	6,468	27,357	7,999	26,196	1,140
Japan	24	17	158	194	129	1,884	5,884	40,060	46,872	34,162
United States of America—										
Vid Atlantic Coast	1	3	6	26	..	672	662	3,422	17,558	156
Other Foreign Countries	--	..	..	2	..	371	1	71	738	..
TOTAL FOREIGN COUNTRIES	266	294	365	577	265	99,745	1,09,264	1,31,868	1,62,322	75,756
Share of Bengal	*317*	*353*	*611*	*405*	*400*	*1,53,743*	*1,81,985*	*2,54,982*	*2,20,906*	*2,36,522*
„ *Bombay*	*171*	*171*	*261*	*322*	*218*	*79,199*	*81,506*	*1,00,456*	*1,21,694*	*1,04,491*
„ *Sind*	*43*	*44*	*63*	*59*	*46*	*30,319*	*16,568*	*28,914*	*43,644*	*27,291*
„ *Madras*	*81*	*93*	*103*	*162*	*83*	*57,666*	*42,604*	*48,232*	*41,351*	*33,237*
„ *Burma*	*141*	*140*	*136*	*178*	*193*	*79,626*	*80,913*	*73,645*	*78,922*	*83,253*
TOTAL	759	801	1,169	1,126	940	4,00,353	4,03,576	5,06,229	5,11,517	4,94,794
Wire, *other than* fencing wire (III. K)*—	Tons	Tons	Tons	Tons	Tons					
United Kingdom (*including* Channel Islands)	1,141	855	983	2,144	1,575	2,52,944	2,54,690	2,78,419	4,98,971	4,20,226
Other British Possessions	1	24	5	--	1	1,102	1,031	1,406	217	93
TOTAL BRITISH EMPIRE	1,142	879	988	2,144	1,576	2,54,046	2,55,721	2,79,825	4,99,188	4,20,319
Sweden	9	12	112	18	57	3,013	4,774	16,844	6,185	17,377
Germany	3,994	2,805	2,338	2,337	2,031	6,89,092	4,10,565	3,47,941	3,47,886	2,92,846
Netherlands	25	26	23	66	..	4,015	5,742	2,994	9,670	259
Belgium	2,649	1,858	1,698	1,891	1,337	4,12,103	2,82,377	2,52,791	1,88,576	1,79,034
France	195	159	109	5	507	29,052	26,445	16,990	634	41,162
Italy (*including* Fiume)	46	4	22	36	..	12,171	500	18,220	9,227	..
Austria	65	48	66	42	72	16,565	10,278	16,014	10,530	19,365
Hungary	8	57	14	..	..	1,362	8,428	2,385	..	--
Czechoslovakia	429	165	109	201	473	67,774	24,198	17,716	29,186	64,836
Japan	1,069	2,811	3,964	3,803	2,538	2,20,393	4,04,348	6,18,733	4,62,898	3,67,910
United States of America—										
Vid Atlantic Coast	--	103	35	8	15	1,181	16,385	6,519	1,610	5,794
Other Foreign Countries	--	11	--	37	17	3	755	10	5,960	2,289
TOTAL FOREIGN COUNTRIES	8,489	7,549	8,490	7,439	7,047	14,56,724	12,00,880	13,12,157	10,72,262	9,90,872
Share of Bengal	*3,890*	*3,150*	*4,410*	*4,035*	*4,261*	*7,36,758*	*5,66,635*	*7,42,158*	*7,05,438*	*7,27,499*
„ *Bombay*	*2,944*	*2,062*	*2,117*	*2,228*	*1,840*	*4,93,539*	*3,59,088*	*3,75,936*	*3,70,581*	*3,08,608*
„ *Sind*	*1,746*	*1,961*	*1,627*	*1,838*	*1,509*	*2,77,691*	*2,97,667*	*2,40,515*	*2,63,982*	*2,06,761*
„ *Madras*	*549*	*720*	*666*	*743*	*437*	*1,06,515*	*1,37,861*	*1,20,518*	*1,15,174*	*73,438*
„ *Burma*	*502*	*535*	*658*	*739*	*576*	*98,267*	*95,309*	*1,12,855*	*1,16,289*	*94,385*
Protected	9,566	7,975	9,886	9,583	8,623	16,91,298	13,85,657	15,70,459	15,71,450	14,11,191
Not protected	65	453	92	—	—	19,473	70,894	21,523	—	—
TOTAL	9,631	8,428	9,478	9,583	8,623	17,10,770	14,56,551	15,91,982	15,71,450	14,11,191

* Classified as protected from November, 1934.

No. 10—*continued*

ARTICLES, AND COUNTRIES OF CONSIGNMENT; ALSO SHARE OF EACH PROVINCE	QUANTITY					VALUE				
	1932-33	1933-34	1934-35	1935-36	1936-37	1932-33	1933-34	1934-35	1935-36	1936-37
						R	R	R	R	R
Metals and Ores—continued										
Iron or Steel—continued										
Other manufactures of iron or steel (III. E.) (a)—	Tons	Tons	Tons	Tons	Tons					
United Kingdom (*including* Channel Islands)	7,576	9,207	9,367	8,797	7,032	22,32,699	25,20,388	31,09,868	32,01,188	31,27,734
Straits Settlements	19	4	9	2	14	7,113	1,454	511	3,702	6,9
Hongkong	..	..	..	..	25	..	..	..	..	6,030
Other British Possessions	20	3	23	28	2	9,768	5,805	6,645	7,418	1,991
TOTAL BRITISH EMPIRE	7,615	9,214	9,399	8,822	7,663	22,39,580	25,27,647	31,16,519	32,12,308	31,36,454
Sweden	3	1	5	4	16	1,851	4,141	2,093	848	9,237
Denmark	..	4	..	22	4	97	827	..	5,264	1,058
Germany	796	242	324	1,082	1,424	1,66,971	67,936	82,991	2,22,111	3,30,196
Netherlands	333	156	4	138	92	81,152	44,036	7,640	36,023	12,820
Belgium	4,848	3,225	3,485	4,063	3,717	5,54,160	3,91,244	4,41,464	4,88,751	4,77,990
Luxemburg	400	..	11	263	41	39,151	..	1,432	35,746	4,075
France	111	60	117	9	17	14,482	7,569	16,775	1,061	2,046
Italy (*including* Fiume)	3	8	174	360	367	1,219	3,437	51,020	94,820	96,169
Austria	2	2	1	2	28	2,344	1,252	428	774	7,239
Czechoslovakia	70	49	374	383	266	24,110	15,821	1,04,897	98,562	70,322
Yugo-slavia (Kingdom of the Serbs, Croats and Slovenes)	3	44	203	130	373	1,032	12,926	62,474	38,375	1,09,321
Japan	14	29	49	190	159	2,270	7,188	14,864	48,631	40,586
United States of America—										
Vid Atlantic Coast	84	96	156	124	189	50,558	35,480	58,761	81,611	1,39,722
„ Pacific „	..	2	..	4	..	..	1,165	105	3,589	1,361
Other Foreign Countries	50	76	20	..	79	3,132	5,221	2,283	19	4,065
TOTAL FOREIGN COUNTRIES	6,777	3,994	4,923	6,774	6,772	9,42,529	5,98,298	8,47,027	11,46,205	13,06,207
Share of Bengal	*4,736*	*3,778*	*5,502*	*5,874*	*3,819*	*10,91,634*	*11,17,617*	*16,22,492*	*17,92,582*	*15,04,415*
„ *Bombay*	*5,418*	*6,454*	*3,712*	*3,611*	*3,930*	*11,60,582*	*13,28,758*	*10,14,256*	*10,89,159*	*10,97,960*
„ *Sind*	*2,126*	*1,206*	*2,731*	*3,435*	*4,758*	*3,47,209*	*2,19,439*	*5,39,286*	*6,89,175*	*10,19,718*
„ *Madras*	*1,412*	*1,213*	*1,686*	*1,926*	*1,834*	*3,63,346*	*2,97,049*	*4,49,762*	*4,48,891*	*4,70,045*
„ *Burma*	*644*	*557*	*690*	*756*	*944*	*2,19,288*	*1,63,677*	*2,77,762*	*3,59,066*	*4,20,523*
Protected	9,023	8,808	7,846	7,979	6,314	13,94,690	16,19,431	12,92,932	13,79,748	11,60,862
Not protected	5,369	4,400	6,976	7,617	8,121	17,87,419	15,06,509	26,70,614	29,78,825	32,81,799
TOTAL	14,392	13,208	14,822	15,596	14,435	31,82,109	31,25,940	39,63,546	43,58,573	44,42,661
Total of Iron or Steel—	Tons	Tons	Tons	Tons	Tons					
United Kingdom (*including* Channel Islands)	119,889	141,679	153,711	178,645	137,985	2,42,12,431	2,53,80,734	3,22,97,264	3,56,46,088	2,93,01,592
Ceylon (*excluding* Maldives)	1,210	814	1,246	958	774	56,108	30,169	43,090	47,273	39,895
Straits Settlements	41	22	85	86	89	12,555	6,257	31,368	22,593	27,893
Hongkong	1	..	..	..	26	839	..	648	294	6,461
Canada—										
Vid Atlantic Coast	90	56	105	104	53	27,334	17,773	24,603	33,147	21,765
Commonwealth of Australia	3	2	21	7	1	1,684	3,804	7,917	4,494	367
Other British Possessions	55	43	30	91	26	6,018	1,889	924	4,496	3,121
TOTAL BRITISH EMPIRE	121,289	142,610	155,198	179,891	138,354	2,43,16,919	2,84,40,646	3,24,05,814	3,57,58,385	2,94,01,088

(a) Includes protected items for railways, *e.g.*, spikes and tiebars, switches, crossings and the like materials not made of alloy steel.

No. 10—*continued*

ARTICLES, AND COUNTRIES OF CONSIGNMENT; ALSO SHARE OF EACH PROVINCE	QUANTITY					VALUE				
	1932-33	1933-34	1934-35	1935-36	1936-37	1932-33	1933-34	1934-35	1935-36	1936-37
						R	R	R	R	R
Metals and Ores—*continued*										
Iron or Steel—concluded										
Total of Iron or Steel—continued	Tons	Tons	Tons	Tons	Tons					
Finland	193	249	318	259	304	54,446	73,214	90,256	77,137	89,661
Estonia	17	..	..	..	..	3,628	..	..	..	295
Sweden	1,705	2,340	2,569	2,934	1,330	7,89,441	9,97,890	10,89,005	13,26,204	8,88,883
Norway	1,547	1,301	1,450	1,814	1,673	4,49,161	3,65,149	3,54,548	4,28,220	4,57,078
Poland (*including* Danzig)	3,619	4,471	4,436	2,658	2,979	3,24,014	3,75,936	3,17,378	3,17,293	4,21,382
Denmark	18	56	62	58	67	10,042	17,021	18,075	24,018	25,469
Germany	18,990	18,756	27,264	62,146	45,315	41,75,211	37,27,358	50,18,447	92,99,727	67,85,662
Netherlands	3,148	2,017	1,651	865	747	6,96,974	5,66,344	3,57,840	1,80,682	83,130
Belgium	63,410	39,048	41,398	58,849	44,241	98,87,884	55,74,595	58,50,021	76,96,988	56,35,558
Luxemburg	2,653	2,788	2,689	2,042	1,230	2,58,478	3,25,425	3,00,086	2,39,876	1,41,207
France	6,577	6,357	6,424	7,177	7,422	7,63,586	8,88,568	10,95,804	7,50,365	5,90,387
Italy (*including* Fiume)	289	488	1,565	1,290	424	37,457	1,00,734	4,19,693	3,54,254	1,12,783
Austria	661	460	355	93	156	2,86,180	1,78,010	1,42,269	84,994	47,354
Hungary	716	1,035	929	1,071	987	1,23,764	1,75,899	1,38,246	1,49,183	1,37,084
Czechoslovakia	2,359	2,847	5,733	1,962	2,366	5,72,408	6,30,582	12,01,867	4,07,716	4,35,876
Yugo-Slavia (Kingdom of the Serbs, Croats and Slovenes)	3	44	209	130	373	1,229	13,098	64,117	38,275	1,09,340
Iran	49	229	330	161	53	1,814	7,703	16,116	5,179	1,698
Java	..	..	..	30	640	..	35	15	3,306	34,879
Japan	7,752	14,953	17,516	25,283	27,283	13,69,045	27,46,770	33,04,593	43,16,058	46,58,801
Morocco, Tangier	..	..	..	..	2,080	..	..	..	..	87,744
United States of America—										
Via Atlantic Coast	2,118	2,480	2,634	4,667	3,987	6,17,454	6,46,467	6,95,005	6,89,865	8,80,195
„ Pacific „	30	3	..	757	12	4,123	2,161	407	55,850	2,264
Other Foreign Countries	26	44	77	107	1	5,289	4,643	7,230	4,142	388
TOTAL FOREIGN COUNTRIES	115,890	100,965	119,554	174,393	144,170	2,05,01,728	1,79,19,602	2,09,41,113	2,63,49,372	2,16,27,033
Share of Bengal	*76,822*	*78,869*	*101,823*	*132,335*	*111,665*	*1,45,50,355*	*1,56,96,810*	*2,01,90,310*	*2,39,17,104*	*2,05,74,072*
„ *Bombay*	*77,779*	*77,966*	*73,190*	*93,691*	*69,703*	*1,38,51,811*	*1,35,87,627*	*1,35,75,787*	*1,53,58,474*	*1,22,24,736*
„ *Sind*	*32,838*	*33,377*	*45,051*	*63,604*	*48,447*	*64,69,230*	*58,99,972*	*77,07,664*	*97,20,452*	*73,71,223*
„ *Madras*	*27,915*	*28,093*	*27,171*	*34,397*	*23,079*	*53,66,152*	*56,97,385*	*58,14,764*	*61,07,260*	*44,94,959*
„ *Burma*	*21,835*	*25,270*	*27,687*	*32,257*	*29,630*	*47,80,599*	*54,75,494*	*62,58,412*	*70,04,467*	*63,63,131*
Protected	161,866	155,638	174,923	211,566	172,683	2,07,13,517	2,72,35,149	3,11,60,854	3,47,61,155	2,79,43,359
Not protected	75,313	87,937	99,829	142,718	101,841	1,81,05,130	1,91,25,099	2,32,46,073	2,73,46,602	2,30,84,762
TOTAL	237,179	243,575	274,752	354,284	282,524	4,48,18,647	4,63,60,248	5,53,46,927	6,21,07,757	5,10,28,121
Lead—										
Unwrought—										
Ore (IL. F)—	Tons	Tons	Tons	Tons	Tons					
United Kingdom (*including* Channel Islands)	2	217	177	87	151	643	64,634	47,582	22,918	53,744
France	243	145	79	67	197	31,780	44,987	20,881	23,121	30,518
Other Foreign Countries	..	..	..	..	2	160	..	..	..	1,031
TOTAL FOREIGN COUNTRIES	243	145	79	67	199	31,940	44,987	20,881	23,121	31,549
Share of Bengal	*40*	*45*	*57*	*53*	*109*	*14,275*	*13,597*	*15,153*	*17,289*	*41,311*
„ *Bombay*	*72*	*94*	*75*	*53*	*91*	*23,461*	*28,473*	*10,193*	*16,285*	*36,831*
„ *Sind*	*133*	*223*	*124*	*48*	*150*	*44,847*	*67,551*	*21,117*	*12,465*	*57,151*
TOTAL	245	362	256	154	350	82,583	1,09,621	68,463	46,039	1,35,293

No. 10—*continued*

ARTICLES, AND COUNTRIES OF CONSIGNMENT; ALSO SHARE OF EACH PROVINCE	QUANTITY					VALUE				
	1932-33	1933-34	1934-35	1935-36	1936-37	1932-33	1933-34	1934-35	1935-36	1936-37
						R	R	R	R	R
Metals and Ores—*continued*										
Lead—continued										
Unwrought—*continued*										
Pig (III. L)—	Cwts.	Cwts.	Cwts.	Cwts.	Cwts.					
United Kingdom (*including* Channel Islands)	1,719	1,336	1,012	1,235	76	21,198	14,223	10,712	16,042	1,177
Ceylon (*excluding* Maldives)	1,664	1,240	662	786	711	15,145	10,191	6,073	5,983	7,430
Kenya Colony	..	19	11	..	10	..	190	125	..	125
TOTAL BRITISH EMPIRE	3,383	2,595	1,685	2,021	797	36,338	24,604	16,910	22,025	8,732
TOTAL FOREIGN COUNTRIES	398	..	324	100	20	4,113	..	2,873	1,150	295
Share of Bengal	*236*	*106*	*116*	*144*	*46*	*2,973*	*1,373*	*1,129*	*1,533*	*551*
„ *Bombay*	*19*	*48*	*11*	..	*10*	*128*	*636*	*125*	..	*135*
„ *Sind*	*10*	*2*	*39*	*63*	*30*	*152*	*25*	*309*	*1,174*	*636*
„ *Madras*	*3,513*	*2,439*	*1,362*	*1,914*	*731*	*37,187*	*29,671*	*18,220*	*20,368*	*7,786*
„ *Burma*	*10*	..	..	..	..	*74*	..	..	..	..
TOTAL	3,781	2,595	2,009	2,121	817	40,451	24,604	19,783	23,175	9,027
Other sorts (III. L)—	Cwts.	Cwts.	Cwts.	Cwts.	Cwts.					
Ceylon (*excluding* Maldives)	590	1,163	2,067	863	1,853	3,671	6,228	11,209	4,554	9,684
Other British Possessions	187	349	27	5	86	1,969	3,538	871	532	1,221
TOTAL BRITISH EMPIRE	777	1,512	2,094	868	1,939	5,640	9,766	12,080	5,086	10,905
TOTAL FOREIGN COUNTRIES	9	20	..	..	20	266	442	..	..	288
Share of Bengal	*2*	*2*	*4*	*5*	*5*	*42*	*81*	*94*	*532*	*136*
„ *Bombay*	*194*	*366*	*22*	..	*246*	*2,193*	*3,899*	*777*	..	*1,787*
„ *Madras*	*590*	*1,163*	*2,067*	*863*	*1,704*	*3,671*	*6,228*	*11,209*	*4,554*	*9,144*
„ *Burma*	..	..	..	..	*4*	..	..	..	..	*136*
TOTAL	786	1,532	2,094	868	1,959	5,906	10,208	12,080	5,086	11,193
Wrought—										
Pipes and tubes (III. L)—	Cwts.	Cwts.	Cwts.	Cwts.	Cwts.					
United Kingdom (*including* Channel Islands)	5,108	6,487	8,099	8,893	10,016	1,12,388	1,11,448	1,51,258	2,13,570	2,39,143
Palestine	..	..	..	..	..	..	40	..	..	..
TOTAL BRITISH EMPIRE	5,108	6,487	8,099	8,893	10,016	1,12,388	1,11,488	1,51,258	2,13,570	2,39,143
Germany	422	912	42	1,171	7	14,400	13,248	3,444	16,150	700
Belgium	861	12	10	131	237	13,519	220	130	2,212	3,845
Other Foreign Countries	411	167	397	10	15	5,582	3,942	6,369	681	817
TOTAL FOREIGN COUNTRIES	1,694	1,091	449	1,312	259	33,501	17,410	9,943	19,043	5,371
Share of Bengal	*1,754*	*1,795*	*2,062*	*2,058*	*2,188*	*29,527*	*29,985*	*33,489*	*35,036*	*46,099*
„ *Bombay*	*3,480*	*4,497*	*4,317*	*5,343*	*5,313*	*56,143*	*54,765*	*58,561*	*92,551*	*99,087*
„ *Sind*	*296*	*327*	*429*	*378*	*338*	*5,697*	*4,907*	*6,639*	*6,800*	*16,348*
„ *Madras*	*1,013*	*732*	*1,493*	*1,681*	*1,719*	*59,806*	*27,314*	*59,607*	*93,343*	*77,588*
„ *Burma*	*260*	*177*	*107*	*240*	*227*	*3,811*	*2,327*	*3,015*	*4,383*	*4,293*
TOTAL	6,802	7,528	8,548	10,205	10,275	1,45,984	1,28,898	1,61,201	2,32,613	2,44,514

No. 10—*continued*

ARTICLES, AND COUNTRIES OF CONSIGNMENT; ALSO SHARE OF EACH PROVINCE	QUANTITY					VALUE				
	1932-33	1933-34	1934-35	1935-36	1936-37	1932-33	1933-34	1934-35	1935-36	1936-37
						R	R	R	R	R
Metals and Ores—*continued*										
Lead—continued										
Wrought—*continued*										
Sheets (III. L)—	Cwts.	Cwts.	Cwts.	Cwts.	Cwts.					
United Kingdom (*including* Channel Islands)	7,685	9,661	11,143	9,759	9,506	87,910	1,09,509	1,21,093	1,27,500	1,55,475
Other British Possessions	7	26	146	16	43	177	154	861	69	234
TOTAL BRITISH EMPIRE	7,692	9,687	11,289	9,775	9,539	88,087	1,09,663	1,22,854	1,27,569	1,55,709
Belgium	497	..	71	122	83	5,506	..	1,021	2,043	1,807
Other Foreign Countries	11	12	14	172	..	354	323	652	2,762	2
TOTAL FOREIGN COUNTRIES	508	12	85	294	83	5,860	323	1,673	4,805	1,869
Share of Bengal	*3,984*	*4,756*	*4,415*	*5,371*	*4,366*	*46,858*	*54,172*	*48,173*	*57,231*	*71,274*
„ *Bombay*	*2,080*	*1,924*	*4,765*	*2,062*	*2,806*	*23,076*	*21,448*	*52,065*	*27,623*	*43,080*
„ *Sind*	*541*	*1,668*	*735*	*448*	*779*	*6,640*	*18,960*	*8,861*	*6,373*	*14,170*
„ *Madras*	*1,116*	*662*	*1,145*	*1,377*	*1,241*	*12,375*	*7,397*	*12,092*	*20,107*	*20,049*
„ *Burma*	*479*	*691*	*314*	*811*	*539*	*5,898*	*8,009*	*3,336*	*10,986*	*9,605*
TOTAL	8,200	9,699	11,374	10,069	9,722	93,947	1,09,986	1,24,527	1,32,374	1,57,678
Sheets for tea-chests (III. L)—	Cwts.	Cwts.	Cwts.	Cwts.	Cwts.					
United Kingdom (*including* Channel Islands)	732	820	395	172	360	14,837	14,784	5,065	2,533	7,677
Other British possessions	129	..	143	18	52	779	8	682	338	1,103
TOTAL BRITISH EMPIRE	861	820	538	190	412	15,616	14,792	5,747	2,871	8,780
Share of Bengal	*259*	*177*	*205*	*162*	*315*	*3,511*	*2,495*	*2,987*	*2,408*	*6,830*
„ *Bombay*	*16*	..	..	..	..	*201*	..	..	..	..
„ *Madras*	*586*	*623*	*291*	*13*	*97*	*11,904*	*11,934*	*2,816*	*338*	*1,950*
„ *Burma*	..	*20*	*42*	*19*	..	..	*363*	*444*	*125*	..
TOTAL	861	820	538	190	412	15,616	14,792	5,747	2,871	8,780
Other sorts (III. L)—	Cwts.	Cwts.	Cwts.	Cwts.	Cwts.					
United Kingdom (*including* Channel Islands)	2,508	4,447	2,278	2,617	1,760	60,560	1,91,768	71,661	59,877	52,052
Ceylon (*excluding* Maldives)	2,488	312	167	894	35	15,331	1,762	1,117	2,123	630
Other British Possessions	4	46	54	52	50	49	401	656	426	414
TOTAL BRITISH EMPIRE	4,995	4,805	2,499	3,563	1,845	75,940	1,93,926	73,434	62,426	53,096
Germany	108	822	1,027	744	619	4,041	42,946	57,726	42,622	35,666
Netherlands	38	198	226	164	172	1,476	8,204	10,574	6,089	5,547
France	667	58	25	28	12	13,688	4,767	1,907	2,407	646
Other Foreign Countries	328	256	104	104	85	5,102	5,889	5,312	4,141	4,621
TOTAL FOREIGN COUNTRIES	1,141	1,334	1,382	1,035	888	24,307	61,806	75,519	55,209	46,480
Share of Bengal	*2,020*	*1,274*	*1,049*	*1,247*	*1,050*	*43,421*	*48,140*	*48,605*	*47,468*	*39,994*
„ *Bombay*	*1,121*	*1,696*	*1,240*	*1,418*	*644*	*24,267*	*23,131*	*34,036*	*28,034*	*17,873*
„ *Sind*	*373*	*996*	*964*	*802*	*607*	*10,696*	*42,940*	*43,915*	*33,797*	*26,766*
„ *Madras*	*2,610*	*2,086*	*539*	*508*	*262*	*21,127*	*1,34,264*	*15,502*	*5,431*	*7,989*
„ *Burma*	*13*	*37*	*89*	*128*	*170*	*636*	*2,257*	*4,895*	*2,906*	*6,954*
TOTAL	6,136	6,139	3,881	4,098	2,733	1,00,247	2,55,732	1,48,953	1,17,635	99,576

No. 10—*continued*

ARTICLES, AND COUNTRIES OF CONSIGNMENT; ALSO SHARE OF EACH PROVINCE	QUANTITY					VALUE				
	1932-33	1933-34	1934-35	1935-36	1936-37	1932-33	1933-34	1934-35	1935-36	1936-37
						R	R	R	R	R
Metals and Ores—*continued*										
***Lead*—concluded**										
Total of Lead (excluding *Ore*)—	Cwts.	Cwts.	Cwts.	Cwts.	Cwts.					
United Kingdom (*including* Channel Islands)	17,939	23,050	22,954	22,681	21,817	2,98,852	4,45,265	3,61,560	4,20,054	4,55,786
Ceylon (*excluding* Maldives)	4,878	2,741	3,184	2,077	2,694	35,103	18,342	19,922	13,065	19,081
Other British Possessions	4	65	66	52	137	49	631	801	428	1,498
TOTAL BRITISH EMPIRE	22,816	25,856	26,204	24,810	24,648	3,34,004	4,64,239	3,82,283	4,33,547	4,76,365
Germany	541	1,754	1,079	2,023	646	18,795	56,606	61,758	60,166	36,665
Netherlands	47	198	241	164	172	1,742	8,214	11,622	6,039	5,547
Belgium	2,014	81	407	302	342	26,805	1,465	4,069	5,783	6,996
France	679	66	38	30	12	14,718	5,681	2,657	2,910	646
Japan	419	220	425	86	45	5,119	3,060	6,082	1,677	1,653
Other Foreign Countries	50	138	50	186	53	968	4,955	3,820	3,732	2,796
TOTAL FOREIGN COUNTRIES	3,750	2,457	2,240	2,741	1,270	68,147	79,981	90,008	80,207	54,303
Share of Bengal	*3,256*	*3,109*	*7,851*	*3,937*	*7,970*	*1,25,732*	*1,35,346*	*1,21,477*	*1,64,348*	*1,64,574*
„ *Bombay*	*6,963*	*8,531*	*10,356*	*9,328*	*9,019*	*1,06,105*	*1,18,778*	*1,45,864*	*1,48,298*	*1,62,552*
„ *Sind*	*1,290*	*2,993*	*2,208*	*1,691*	*2,235*	*23,185*	*66,332*	*64,714*	*48,149*	*58,410*
„ *Madras*	*9,427*	*7,705*	*7,387*	*6,361*	*5,754*	*1,37,010*	*2,09,803*	*1,18,846*	*1,44,641*	*1,24,445*
„ *Burma*	*761*	*975*	*642*	*1,184*	*940*	*10,119*	*13,456*	*11,690*	*13,898*	*20,387*
TOTAL	26,566	28,313	28,444	27,551	25,918	4,02,151	5,44,220	4,72,291	5,13,754	5,30,668
***Quicksilver* (*III. L*)—**	Lbs.	Lbs.	Lbs.	Lbs.	Lbs.					
United Kingdom (*including* Channel Islands)	26,845	27,320	21,703	26,630	5,143	83,267	63,881	58,445	66,442	14,153
Other British Possessions	10	12	47	19	28	32	29	166	53	66
TOTAL BRITISH EMPIRE	26,855	27,332	21,750	26,649	5,171	83,299	63,910	58,611	66,495	14,219
Germany	2,234	4,448	637	6,385	498	10,728	16,568	2,019	17,722	2,075
France	..	1,904	..	..	..	..	5,724	..	..	..
Spain	17,501	23,245	43,841	115,091	8,253	57,096	52,882	99,648	2,46,175	18,577
Italy (*including* Fiume)	255,599	219,817	125,477	271,106	60,942	8,61,615	6,08,109	3,07,787	5,87,475	1,89,338
Other Foreign Countries	35	834	152	1,722	336	126	2,529	509	4,447	1,519
TOTAL FOREIGN COUNTRIES	275,369	250,248	170,107	394,304	70,029	9,29,565	6,85,807	4,09,968	8,55,819	1,61,509
Share of Bengal	*101,188*	*94,074*	*69,454*	*140,983*	*40,191*	*3,29,319*	*2,87,766*	*1,60,995*	*2,98,976*	*89,101*
„ *Bombay*	*92,826*	*77,246*	*34,736*	*110,478*	*7,222*	*3,28,799*	*2,05,372*	*84,386*	*2,51,195*	*21,358*
„ *Sind*	*4,722*	*3,723*	*132*	*6,241*	*43*	*9,910*	*9,845*	*515*	*13,167*	*165*
„ *Madras*	*90,883*	*94,620*	*78,667*	*147,977*	*21,868*	*3,03,536*	*2,26,694*	*1,86,646*	*3,19,909*	*50,419*
„ *Burma*	*12,605*	*7,617*	*8,868*	*15,279*	*5,876*	*41,407*	*19,040*	*31,032*	*40,058*	*14,685*
TOTAL	302,224	277,580	191,857	420,958	75,200	10,12,864	7,49,717	4,63,574	9,22,814	1,75,728

No. 10—*continued*

ARTICLES, AND COUNTRIES OF CONSIGNMENT; ALSO SHARE OF EACH PROVINCE	QUANTITY					VALUE				
	1932-33	1933-34	1934-35	1935-36	1936-37	1932-33	1933-34	1934-35	1935-36	1936-37
						R	R	R	R	R
Metals and Ores—*continued*										
***Solder (III. L)*—**	Cwts.	Cwts.	Cwts.	Cwts.	Cwts.					
United Kingdom (*including* Channel Islands)	5,128	5,048	7,181	4,327	5,000	2,69,879	4,04,185	6,38,499	3,85,838	4,23,616
Other British Possessions	..	..	..	4	..	..	5	4	337	..
TOTAL BRITISH EMPIRE	5,128	5,048	7,181	4,331	5,000	2,69,879	4,04,190	6,38,503	3,86,175	4,23,616
TOTAL FOREIGN COUNTRIES	1	15	12	13	18	153	1,122	1,448	1,785	2,300
Share of Bengal	*1,699*	*2,035*	*3,354*	*1,285*	*2,073*	*87,386*	*1,63,603*	*2,96,645*	*1,11,846*	*1,79,837*
„ *Bombay*	*1,001*	*1,257*	*1,336*	*1,125*	*1,376*	*43,581*	*1,01,498*	*1,18,615*	*98,464*	*1,14,769*
„ *Sind*	*280*	*359*	*415*	*436*	*332*	*16,015*	*30,209*	*36,791*	*39,468*	*28,926*
„ *Madras*	*1,351*	*720*	*1,061*	*762*	*640*	*73,781*	*54,766*	*93,183*	*66,703*	*50,634*
„ *Burma*	*858*	*692*	*1,027*	*766*	*597*	*44,369*	*55,236*	*94,718*	*71,484*	*51,856*
TOTAL	5,129	5,063	7,193	4,344	5,018	2,70,032	4,05,312	6,39,951	3,87,960	4,26,012
Tin—										
Unwrought (blocks ingots bars, and slabs) (III. L)—	Cwts.	Cwts.	Cwts.	Cwts.	Cwts.					
United Kingdom (*including* Channel Islands)	821	1,028	1,316	1,601	1,170	80,645	1,30,729	2,10,332	2,41,178	1,77,368
Straits Settlements	46,688	37,204	44,277	50,563	41,270	45,70,399	52,86,275	67,49,460	73,94,604	57,06,947
Federated Malay States	10	10	5	134	205	925	1,207	800	19,936	28,135
Other British possessions	22	17	4	4	5	1,982	2,058	647	565	765
TOTAL BRITISH EMPIRE	47,541	38,254	45,602	52,302	42,650	46,53,951	54,20,269	69,61,239	76,56,283	59,13,215
Japan	70	40	30	26	46	5,605	6,800	4,050	4,109	4,039
China (*exclusive* of Hongkong and Macao)	5	10	..	263	..	454	1,567	..	39,914	..
United States of America—										
Pld Atlantic Coast	..	..	250	..	..	..	..	5,693	..	..
Other Foreign Countries	..	20	..	..	10	..	3,118	38	13	1,581
TOTAL FOREIGN COUNTRIES	75	70	280	289	56	6,059	11,485	10,381	44,050	5,620
Share of Bengal	*23,636*	*25,601*	*31,026*	*35,598*	*29,977*	*27,79,021*	*36,15,658*	*46,90,298*	*52,27,657*	*41,44,881*
„ *Orissa*	..	..	..	..	*20*	..	..	..	..	*2,700*
„ *Bombay*	*13,541*	*7,745*	*9,472*	*9,530*	*6,625*	*12,64,584*	*11,25,219*	*14,60,913*	*14,06,115*	*9,44,761*
„ *Sind*	*834*	*1,187*	*1,897*	*2,707*	*2,195*	*80,419*	*1,63,991*	*2,81,039*	*3,61,958*	*2,84,959*
„ *Madras*	*4,950*	*3,377*	*2,906*	*4,178*	*3,307*	*4,47,918*	*4,64,319*	*4,47,427*	*6,16,693*	*4,39,801*
„ *Burma*	*652*	*414*	*581*	*578*	*582*	*37,968*	*62,567*	*91,953*	*97,890*	*1,01,743*
TOTAL	47,616	38,324	45,882	52,591	42,706	46,59,910	54,31,754	69,71,629	77,00,313	59,18,835
Wrought—	Cwts.	Cwts.	Cwts.	Cwts.	Cwts.					
Tin Foils (III. L)—										
United Kingdom (*including* Channel Islands)	503	11	20	29	6	31,157	2,774	4,240	4,749	1,716
Straits Settlements	..	..	..	..	..	..	..	..	..	3
Total British Empire	503	11	20	29	6	31,157	2,774	4,240	4,749	1,719
Belgium	77	11	22	22	16	11,943	1,937	4,671	5,092	3,188
Other Foreign Countries	9	25	20	..	..	1,203	3,187	3,530	41	47
TOTAL FOREIGN COUNTRIES	86	36	42	22	16	13,146	5,124	8,201	5,133	3,235

No. 10—*continued*

ARTICLES, AND COUNTRIES OF CONSIGNMENT; ALSO SHARE OF EACH PROVINCE	QUANTITY					VALUE				
	1932-33	1933-34	1934-35	1935-36	1936-37	1932-33	1933-34	1934-35	1935-36	1936-37
						R	R	R	R	R
Metals and Ores—*continued*										
Tin—continued										
Wrought—*continued*	Cwts.	Cwts.	Cwts.	Cwts.	Cwts.					
Tin-foils (III. L)—*continued*										
Share of Bengal	*3*	*7*	*9*	*32*	*4*	*492*	*1,656*	*2,812*	*3,564*	*1,801*
„ *Bombay*	*582*	*25*	*50*	*36*	*16*	*43,132*	*4,658*	*5,771*	*5,804*	*3,276*
„ *Sind*	*2*	*4*	*1*	..	..	*393*	*577*	*322*	*168*	*182*
„ *Madras*	*2*	..	..	*3*	*1*	*286*	*21*	*74*	*646*	*67*
„ *Burma*	..	*1*	*2*	..	*1*	..	*936*	*462*	..	*238*
TOTAL	589	47	62	51	22	44,303	7,898	12,441	9,882	4,964
Other sorts (III. L)—	Cwts.	Cwts.	Cwts.	Cwts.	Cwts.					
United Kingdom (*including* Channel Islands)	105	164	484	190	55	5,656	10,832	28,833	17,451	9,942
Other British Possessions	..	3	15	30	..	..	193	2,336	4,989	4
TOTAL BRITISH EMPIRE	105	167	499	220	55	5,656	11,025	31,169	22,440	9,946
Germany	45	146	108	210	81	5,643	26,772	7,247	43,605	14,406
Other Foreign Countries	..	14	1	25	10	4	2,047	300	3,165	1,774
TOTAL FOREIGN COUNTRIES	45	160	109	235	91	5,647	28,819	7,547	46,770	16,180
Share of Bengal	*136*	*262*	*568*	*352*	*87*	*9,611*	*34,270*	*32,218*	*56,347*	*15,701*
„ *Bombay*	*14*	*58*	*16*	*72*	*54*	*1,692*	*4,631*	*2,578*	*7,276*	*9,495*
„ *Sind*	..	..	..	..	..	..	..	*108*	*106*	*143*
„ *Madras*	..	*6*	*14*	*10*	*5*	..	*805*	*2,197*	*1,332*	*756*
„ *Burma*	..	*1*	*10*	*21*	..	..	*138*	*1,615*	*3,649*	*31*
TOTAL	150	327	608	455	146	11,303	39,844	38,716	69,210	26,126
Total of Tin—	Cwts.	Cwts.	Cwts.	Cwts.	Cwts.					
United Kingdom (*including* Channel Islands)	1,429	1,198	1,820	1,820	1,231	1,17,358	1,44,335	2,48,405	2,63,378	1,89,026
Straits Settlements	46,688	37,206	44,291	50,593	41,270	45,70,399	52,86,426	67,51,657	73,99,593	57,06,950
Federated Malay States	10	11	5	134	205	925	1,249	800	19,986	28,135
Other British Possessions	22	17	5	4	5	1,982	2,058	786	565	769
TOTAL BRITISH EMPIRE	48,149	38,432	46,121	52,551	42,711	46,90,664	54,34,068	69,96,648	76,83,472	59,24,880
Germany	53	155	120	210	81	6,618	27,688	9,420	48,619	14,416
Belgium	77	31	22	22	26	11,948	5,087	4,671	5,105	4,769
Japan	10	43	38	29	54	5,605	7,064	6,097	4,858	5,252
China (*exclusive* of Hong-kong and Macão)	..	10	..	268	..	..	1,567	..	39,914	..
United States of America—*Vid* Atlantic Coast	1	..	251	..	..	208	..	5,941	130	70
Other Foreign Countries	5	27	..	22	2	468	4,127	..	2,812	528
TOTAL FOREIGN COUNTRIES	206	266	431	546	163	24,852	45,428	26,129	95,988	25,085

No. 10—*continued*

ARTICLES, AND COUNTRIES OF CONSIGNMENT; ALSO SHARE OF EACH PROVINCE	QUANTITY					VALUE				
	1932-33	1933-34	1934-35	1935-36	1936-37	1932-33	1933-34	1934-35	1935-36	1936-37
						R	R	R	R	R
Metals and Ores—*continued*										
Tin—concluded										
Total of Tin—continued	Cwts.	Cwts.	Cwts.	Cwts.	Cwts.					
Share of Bengal	*28,775*	*25,870*	*31,603*	*35,972*	*30,068*	*27,39,124*	*36,61,584*	*47,25,328*	*52,87,568*	*41,61,783*
„ *Orissa*	..	..	..	..	*20*	..	..	..	..	*2,700*
„ *Bombay*	*13,140*	*7,838*	*9,538*	*9,628*	*6,695*	*13,09,408*	*11,34,508*	*14,72,262*	*14,18,895*	*9,57,632*
„ *Sind*	*836*	*1,191*	*1,898*	*2,707*	*2,195*	*80,812*	*1,64,568*	*2,81,459*	*3,62,232*	*2,85,275*
„ *Madras*	*4,952*	*3,383*	*2,920*	*4,191*	*3,313*	*4,43,204*	*4,65,145*	*4,49,698*	*6,19,171*	*4,40,614*
„ *Burma*	*652*	*416*	*592*	*599*	*583*	*87,968*	*63,691*	*94,030*	*1,01,539*	*1,03,011*
TOTAL	48,355	38,698	46,552	53,097	42,874	47,15,516	54,79,496	70,22,777	77,79,405	59,49,915
Zinc or Spelter—										
Unwrought (III. L)—	Cwts.	Cwts.	Cwts.	Cwts.	Cwts.					
United Kingdom (*including* Channel Islands)	69,290	64,841	64,880	43,479	16,742	7,37,522	7,53,464	6,90,486	4,68,168	1,83,296
Ceylon (*excluding* Maldives)	216	290	45	65	95	1,764	3,422	527	643	1,146
Hongkong	12,999	18,250	2,001	..	..	1,49,622	1,68,233	22,257	..	..
Canada—										
Vid Atlantic Coast	6,326	11,001	7,680	..	1,349	66,115	1,22,073	79,003	..	15,202
„ Pacific „	45,858	4,250	500	5,000	2,598	4,82,937	46,157	5,460	48,052	30,244
Commonwealth of Australia	75,126	112,208	100,480	230,510	266,893	7,90,754	12,67,994	10,06,757	25,40,689	28,35,231
Other British Possessions	207	475	279	403	516	2,189	4,537	2,612	3,613	4,127
TOTAL BRITISH EMPIRE	210,022	211,324	175,865	279,457	288,193	22,30,903	23,66,790	18,07,102	30,61,015	30,69,248
Poland (*including* Danzig)	1,950	1,050	2,066	9,355	16,167	24,176	14,826	22,789	1,02,870	1,84,818
Germany	27,407	17,138	28,930	63,982	18,840	3,09,032	2,16,917	3,26,054	6,12,791	2,00,353
Netherlands	1,500	1,500	1,615	20	900	16,470	17,446	17,063	307	10,501
Belgium	1,069	2,456	15,610	28,852	89,648	15,288	35,694	1,51,503	2,05,279	9,63,921
Japan	..	8,950	4,460	761	950	..	1,04,866	44,534	9,556	11,211
China (*exclusive* of Hongkong and Macao)	..	8,000	5	..	..	..	92,328	60	..	..
Portuguese East Africa	..	4	..	6,008	16,000	..	21	..	56,690	2,14,990
United States of America—										
Vid Atlantic Coast	56,571	31,450	109,620	55,298	13,000	5,86,135	3,45,298	11,06,885	5,11,589	1,37,811
„ Pacific „	135	2,000	6,599	10,249	800	1,591	21,627	69,074	93,759	8,992
Other Foreign Countries	24	10	..	230	..	685	57	..	1,550	..
TOTAL FOREIGN COUNTRIES	88,656	72,558	168,904	174,755	156,305	9,53,377	8,48,580	17,37,462	15,93,891	17,32,597
Share of Bengal	*212,107*	*256,207*	*313,638*	*420,249*	*399,471*	*28,86,325*	*28,77,011*	*31,93,214*	*42,80,019*	*42,59,725*
„ *Bombay*	*8,720*	*11,026*	*16,920*	*15,256*	*21,376*	*1,09,648*	*1,36,149*	*1,83,159*	*1,71,106*	*2,38,134*
„ *Sind*	*1,964*	*1,293*	*4,319*	*4,397*	*5,244*	*20,746*	*15,096*	*44,823*	*46,301*	*61,700*
„ *Madras*	*2,567*	*3,330*	*4,992*	*2,306*	*2,407*	*27,061*	*40,813*	*58,570*	*25,835*	*27,294*
„ *Burma*	*13,320*	*12,026*	*6,000*	*12,004*	*16,000*	*1,40,700*	*1,46,301*	*59,798*	*1,31,645*	*2,14,992*
TOTAL	298,678	283,882	344,769	454,212	444,498	31,84,280	32,15,370	35,44,564	46,54,906	48,01,845
Wrought or manufactured (III. L)—	Cwts.	Cwts.	Cwts.	Cwts.	Cwts.					
United Kingdom (*including* Channel Islands)	3,544	4,831	3,728	2,949	3,486	85,759	1,20,602	97,734	80,120	1,05,798
Other British Possessions	50	201	75	15	117	723	1,024	877	254	1,320
TOTAL BRITISH EMPIRE	3,594	5,032	3,803	2,964	3,603	86,482	1,22,126	98,611	80,374	1,07,118

No. 10—*continued*

ARTICLES, AND COUNTRIES OF CONSIGNMENT; ALSO SHARE OF EACH PROVINCE	QUANTITY					VALUE				
	1932-33	1933-34	1934-35	1935-36	1936-37	1932-33	1933-34	1934-35	1935-36	1936-37
						R	R	R	R	R
Metals and Ores—*continued*										
***Zinc or Spelter*—continued**										
Wrought or manufactured (III. L)—*continued*	Cwts.	Cwts.	Cwts.	Cwts.	Cwts.					
Sweden	..	..	404	129	..	..	..	6,240	1,911	..
Poland (*including* Danzig)	..	86	1,168	1,866	5,635	..	1,796	16,009	18,409	84,255
Germany	1,342	2,061	3,825	4,136	1,603	20,595	44,208	71,476	65,544	24,656
Belgium	21,710	23,769	21,482	22,893	19,100	3,62,148	3,88,624	3,22,388	3,39,692	2,99,242
United States of America—										
Vid Atlantic Coast	10	2,000	20	459	370	893	21,046	848	14,777	7,584
„ Pacific „	..	1,300	..	..	..	..	14,211	..	..	..
Other Foreign Countries	250	262	91	78	..	4,365	4,892	3,394	1,872	2
TOTAL FOREIGN COUNTRIES	23,312	28,478	26,990	29,061	26,708	3,94,001	4,74,757	4,20,064	4,42,204	4,15,739
Share of Bengal	*11,476*	*14,677*	*16,332*	*16,238*	*9,080*	*1,95,426*	*2,38,160*	*1,66,635*	*1,70,851*	*1,49,499*
„ *Bombay*	*4,756*	*6,549*	*5,019*	*6,757*	*5,967*	*88,239*	*1,24,331*	*93,456*	*1,17,603*	*1,06,778*
„ *Sind*	*593*	*1,158*	*329*	*335*	*593*	*16,081*	*23,914*	*23,017*	*23,469*	*27,784*
„ *Madras*	*3,673*	*3,605*	*4,444*	*5,449*	*5,219*	*60,305*	*62,478*	*70,662*	*84,153*	*82,199*
„ *Burma*	*6,408*	*7,521*	*10,119*	*8,096*	*9,158*	*1,16,432*	*1,37,860*	*1,64,915*	*1,96,502*	*1,50,592*
TOTAL	26,906	33,510	36,793	32,025	30,311	4,80,483	5,97,293	5,18,675	5,22,578	5,22,852
Other sorts (III. L)—	Cwts.	Cwts.	Cwts.	Cwts.	Cwts.					
United Kingdom (*including* Channel Islands)	253	185	166	205	80	4,732	5,457	2,433	4,515	5,074
Other British Possessions	1	12	1	..	..	10	60	5	..	..
TOTAL BRITISH EMPIRE	254	197	167	205	80	4,742	5,517	2,438	4,515	5,074
United States of America—										
Vid Atlantic Coast	1	76	2	65	120	14	3,379	12	5,202	7,552
Other Foreign Countries	143	27	129	208	102	1,736	519	1,807	3,228	1,577
TOTAL FOREIGN COUNTRIES	144	103	131	273	222	1,750	3,898	1,819	8,430	9,129
Share of Bengal	*334*	*234*	*249*	*431*	*188*	*6,835*	*14,047*	*3,952*	*12,730*	*11,705*
„ *Bombay*	*6*	*1*	..	..	*41*	*78*	*37*	..	..	*2,097*
„ *Sind*	*8*	*65*	*49*	*47*	*73*	*79*	*331*	*291*	*325*	*401*
„ *Burma*	..	..	..	..	..	..	..	*14*	..	..
TOTAL	398	300	298	478	302	6,492	14,415	4,257	12,945	14,203
***Total of Zinc or Spelter*—**	Cwts.	Cwts.	Cwts.	Cwts.	Cwts.					
United Kingdom (*including* Channel Islands)	78,087	69,857	68,774	46,633	20,308	8,28,013	8,79,528	7,90,653	5,52,803	2,94,163
Ceylon (*excluding* Maldives)	264	474	103	71	123	2,451	5,178	1,222	829	1,437
Hongkong	12,999	18,250	2,006	..	..	1,49 622	1,68,283	22,935	..	..
Canada—										
Vid Atlantic Coast	6,826	11,001	7,680	..	1,349	66,115	1,22,973	79,008	..	15,202
„ Pacific „	45,858	4,250	500	5,000	2,598	4,82,637	46,157	5,460	48,052	30,244
Commonwealth of Australia	75,126	112,208	100,480	230,510	266,893	7,90,754	12,67,994	10,06,757	25,40,689	28,35,231
Other British Possessions	210	518	292	412	605	2,235	4,775	2,721	3,581	5,118
TOTAL BRITISH EMPIRE	219,870	216,558	179,835	282,626	291,876	23,22,127	24,94,838	19,08,151	31,45,904	31,81,435

No. 10—*continued*

ARTICLES AND COUNTRIES OF CONSIGNMENT; ALSO SHARE OF EACH PROVINCE	QUANTITY					VALUE				
	1932-33	1933-34	1934-35	1935-36	1936-37	1932-33	1933-34	1934-35	1935-36	1936-37
Metals and Ores—*continued*						R	R	R	R	R
***Zinc or Spelter*—concluded**										
***Total of Zinc or Spelter*—concluded**	Cwts.	Cwts.	Cwts.	Cwts.	Cwts.					
Sweden	1	..	404	129	..	40	..	6,249	1,911	..
Poland (*including* Danzig)	1,950	1,186	8,238	10,721	21,802	24,176	16,122	88,798	1,20,778	2,69,073
Germany	28,762	19,199	82,755	68,118	20,472	3,85,726	2,61,125	3,97,547	6,78,335	2,26,164
Netherlands	1,600	1,500	1,615	20	900	18,291	17,446	17,085	330	10,523
Belgium	22,901	25,325	37,203	51,937	108,748	3,78,976	4,24,308	4,75,250	5,48,122	12,63,163
Japan	150	9,224	4,531	836	950	2,536	1,08,937	45,770	10,972	11,211
China (*excluding* Hongkong and Macão)	..	8,000	5	..	..	..	92,828	60	..	..
Portuguese East Africa	8	4	..	6,008	16,000	58	21	..	56,690	2,14,990
United States of America—*Vid* Atlantic Coast	56,582	38,526	109,642	55,822	13,490	5,87,042	3,74,723	11,07,245	5,31,568	1,52,947
„ Pacific „	135	8,300	6,599	10,249	800	1,591	35,838	69,074	93,759	8,992
Other Foreign Countries	23	25	38	249	78	602	1,897	2,267	2,060	402
TOTAL FOREIGN COUNTRIES	1,13,113	1,01,139	1,96,025	2,04,089	1,83,285	13,49,128	13,32,245	21,59,345	20,44,525	21,57,465
Share of Bengal	*3,83,967*	*2,71,118*	*3,23,269*	*4,31,519*	*4,06,739*	*30,91,986*	*31,29,218*	*35,63,791*	*44,63,590*	*44,20,929*
„ *Bombay*	*13,482*	*17,578*	*21,039*	*22,013*	*27,354*	*1,97,365*	*2,61,067*	*3,31,615*	*3,38,709*	*3,47,009*
„ *Sind*	*2,565*	*3,516*	*5,097*	*5,329*	*6,210*	*36,906*	*49,341*	*68,131*	*69,995*	*89,885*
„ *Madras*	*6,249*	*6,935*	*9,436*	*7,755*	*7,626*	*87,366*	*1,03,291*	*1,29,232*	*1,09,958*	*1,09,493*
„ *Burma*	*19,728*	*19,847*	*16,119*	*20,099*	*25,162*	*2,57,132*	*2,84,161*	*2,24,727*	*3,58,147*	*3,71,584*
TOTAL	3,25,983	3,17,692	3,75,360	4,86,715	4,75,111	36,71,255	38,27,078	40,67,496	51,90,429	53,88,900
***Metals, unenumerated* (*III. L*)—**	Cwts.	Cwts.	Cwts.	Cwts.	Cwts.					
United Kingdom (*including* Channel Islands)	16,131	10,415	7,417	7,894	4,598	6,25,378	5 28,471	4,74,448	5,00,021	2,79,794
Ceylon (*excluding* Maldives)	311	51	15	223	107	7,025	1,090	202	2,982	1,879
Straits Settlements	..	109	1	128	2	10	1,589	54	5,054	844
Hongkong	500	400	100	..	..	7,495	6,111	2,049	..	721
Other British Possessions	80	29	100	16	11	876	986	3,582	1,053	824
TOTAL BRITISH EMPIRE	16,972	11,004	7,633	8,261	4,718	6,40,779	5,38,197	4,80,285	5,09,110	2,84,062
Germany	2,715	2,068	2,255	1,823	847	94,044	69,648	84,723	76,749	33,079
Netherlands	64	6	15	4	19	2,197	1,102	418	1,046	7,949
Belgium	..	537	41	68	14	..	7,738	2,468	2,027	2,444
Italy (*including* Fiume)	851	488	1,103	1,712	..	19,326	15,372	34,527	74,643	..
Japan	677	419	1,568	480	212	21,007	9,122	32,928	18,360	8,397
China (*exclusive* of Hongkong and Macão)	2,397	3,424	3,220	3,298	5,154	35,997	53,294	59,447	2,91,412	1,61,418
United States of America—*Vid* Atlantic Coast	338	1,057	110	112	358	45,025	1,26,826	48,793	99,325	1,56,397
„ Pacific „	..	..	..	6	12	..	17	..	9,248	23,483
Other Foreign Countries	222	77	232	254	179	3,204	4,845	4,282	6,479	8,276
TOTAL FOREIGN COUNTRIES	7,259	8,071	8,544	12,757	6,795	2,25,800	2,87,664	3,67,581	5,79,289	4,01,443
Share of Bengal	*17,147*	*13,030*	*10,584*	*14,403*	*3,165*	*4,59,303*	*4,24,906*	*4,56,479*	*6,64,278*	*3,78,781*
„ *Bombay*	*3,365*	*2,524*	*3,728*	*4,353*	*2,093*	*1,07,014*	*81,898*	*1,13,340*	*2,04,406*	*94,121*
„ *Sind*	*255*	*261*	*144*	*235*	*79*	*9,179*	*19,671*	*5,363*	*12,161*	*6,724*
„ *Madras*	*1,461*	*1,260*	*1,348*	*1,366*	*391*	*42,365*	*45,871*	*36,509*	*38,841*	*40,342*
„ *Burma*	*2,103*	*1,900*	*373*	*261*	*355*	*2,48,818*	*2,53,516*	*71,375*	*1,18,713*	*1,65,037*
TOTAL	24,231	19,075	16,177	21,018	11,513	8,66,579	8,25,861	7,47,866	10,88,399	6,85,505
***Ores, unenumerated* (*II. F*)—**	Tons	Tons	Tons	Tons	Tons					
United Kingdom (*including* Channel Islands)	52	11	9	..	1	9,476	2,578	1,098	..	72
Straits Settlements	20	10	4	18	29	692	665	315	1,274	5,098
TOTAL BRITISH EMPIRE	72	21	13	18	30	10,168	3,243	1,413	1,274	5,170
Denmark	..	..	2	12	23	..	606	578	5,927	13,909
Germany	5	1	..	12	6	2,827	95	23	6,434	3,486
Other Foreign Countries	3	15	..	11	12	1,089	3,027	..	1,991	2,706
TOTAL FOREIGN COUNTRIES	8	16	2	35	41	3,916	3,728	601	14,352	20,101

No. 10—*continued*

ARTICLES, AND COUNTRIES OF CONSIGNMENT; ALSO SHARE OF EACH PROVINCE	QUANTITY					VALUE				
	1932-33	1933-34	1934-35	1935-36	1936-37	1932-33	1933-34	1934-35	1935-36	1936-37
						R	R	R	R	R
Metals and Ores—*continued*										
Ores, unenumerated (*H. F.*)—continued	Tons	Tons	Tons	Tons	Tons					
Share of Bengal	*60*	*11*	*5*	*35*	*41*	*13,392*	*3,016*	*1,549*	*14,226*	*20,082*
„ *Bombay*	..	*16*	..	..	..	..	*3,196*	..	..	..
„ *Sind*	..	..	..	..	..	..	..	..	..	*2*
„ *Madras*	..	..	*6*	..	*1*	..	*95*	*160*	*26*	*39*
„ *Burma*	*20*	*10*	*4*	*13*	*29*	*692*	*665*	*315*	*1,274*	*3,098*
TOTAL	80	37	15	48	71	14,084	6,971	2,014	15,626	25,271
***Total of Metals* (excluding Ores)—**	Tons	Tons	Tons	Tons	Tons					
United Kingdom (*including* Channel Islands)	159,184	187,572	210,284	231,453	174,752	3,92,17,187	4,58,94,241	5,37,66,608	5,14,69,121	4,14,51,628
Aden and Dependencies	21	34	60	65	66	8,504	13,489	16,603	19,676	21,994
Bahrein Islands	21	22	176	15	12	11,000	7,901	26,480	4,774	5,386
Ceylon (*excluding* Maldives)	1,557	1,023	1,286	1,146	1,062	1,30,713	76,178	57,478	87,028	1,16,432
Straits Settlements	2,725	2,038	2,405	3,036	2,246	47,50,728	53,52,788	68,30,907	75,94,605	57,77,176
Federated Malay States	1	1	..	7	10	966	1,482	800	19,940	28,135
Hongkong	679	938	109	9	29	1,64,878	1,79,709	30,741	8,659	11,919
Union of South Africa	..	51	240	621	180	..	28,464	1,10,659	3,18,614	1,27,610
Zanzibar and Pemba	41	47	6	7	12	3,994	3,083	1,833	3,461	3,208
Kenya Colony	18	17	39	102	39	6,034	4,515	3,479	10,451	7,102
Tanganyika Territory	20	9	3	14	26	6,047	3,315	1,293	5,747	10,480
Mauritius and Dependencies	..	1	11	18	15	..	345	4,257	6,427	7,119
Canada—										
Via Atlantic Coast	419	759	1,062	223	186	1,11,264	3,66,484	9,29,394	1,97,273	1,28,547
„ Pacific „	2,292	213	25	250	130	4,82,987	46,157	5,460	48,052	30,244
Commonwealth of Australia	3,759	5,715	15,077	14,051	13,348	7,94,467	12,73,991	16,39,404	27,55,875	28,39,070
Other British Possessions	1	9	6	..	1	469	2,251	2,451	586	208
TOTAL BRITISH EMPIRE	170,688	198,454	230,788	251,017	192,114	4,56,88,718	5,32,54,238	6,34,27,847	6,25,55,295	5,05,06,267
Finland	198	249	313	410	304	54,446	73,214	90,256	1,09,665	89,601
Estonia	17	..	..	1	..	9,623	129	..	1,260	975
Sweden	3,147	3,633	3,882	4,242	2,942	11,97,839	13,44,457	13,79,100	16,70,787	11,73,422
Norway	1,558	1,428	1,804	2,189	1,727	4,51,098	3,72,567	4,42,529	5,25,849	4,72,021
Poland (*including* Danzig)	3,717	4,528	4,938	3,194	4,071	8,43,190	8,92,678	8,88,219	4,38,071	9,92,247
Denmark	36	58	63	58	72	11,090	19,074	19,144	24,601	27,985
Germany	46,644	38,396	52,363	92,797	62,944	2,02,00,480	1,36,18,064	1,01,62,463	2,30,37,091	1,70,16,499
Netherlands	3,318	3,463	2,267	941	839	7,67,686	6,32,823	4,44,509	1,54,984	1,17,781
Belgium	105,899	74,014	76,245	92,948	89,783	1,32,79,571	90,02,788	94,61,868	1,07,86,347	98,74,837
Luxemburg	20,087	16,604	15,584	10,540	3,646	13,52,375	14,26,782	14,15,548	9,07,086	3,42,177
France	12,727	13,344	12,162	15,958	13,329	14,01,171	14,75,248	15,16,087	14,92,596	10,57,538
Spain	8	10	24	51	5	57,437	52,882	1,01,036	2,46,175	21,247
Portugal (*including* Azores and Madeira)	..	..	142	..	..	..	50	1,53,952	37	10
Switzerland	210	110	50	77	113	2,53,480	2,03,688	1,25,142	1,09,695	1,93,154
Italy (*including* Fiume)	1,051	1,819	2,640	1,941	471	15,89,491	13,98,537	12,25,042	13,28,172	2,78,657
Austria	803	668	510	328	275	4,91,048	4,48,664	3,42,047	3,18,842	2,10,516
Hungary	722	1,043	986	1,879	1,101	1,30,295	1,84,681	1,44,767	2,38,217	1,62,960
Czechoslovakia	2,562	3,058	5,923	2,299	2,630	6,81,823	7,77,920	13,38,391	6,27,986	5,74,152
Yugo-Slavia (Kingdom of the Serbs, Croats and Slovenes)	3	44	209	180	373	1,229	13,698	64,141	38,376	1,09,421
Maskat Territory and Trucial Oman	3	4	3	6	14	1,092	3,336	1,548	2,529	5,378
Iraq	36	144	96	229	18	50,421	1,38,803	25,991	16,763	5,528
Iran	51	231	331	161	89	20,108	84,532	16,492	5,188	17,536
Java	..	1	12	60	806	118	296	4,892	14,290	1,03,220

No. 10—*continued*

ARTICLES, AND COUNTRIES OF CONSIGNMENT; ALSO SHARE OF EACH PROVINCE	QUANTITY					VALUE				
	1932-33	1933-34	1934-35	1935-36	1936-37	1932-33	1933-34	1934-35	1935-36	1936-37
						R	R	R	R	R
Metals and Ores—*concluded*										
***Total of Metals* (excluding *Ores*)—continued**	Tons	Tons	Tons	Tons	Tons					
Japan	15,842	24,857	30,755	38,288	36,416	67,17,109	75,52,971	1,01,03,089	1,15,61,790	1,02,44,137
China (*exclusive* of Hong-kong and Macão)	126	576	180	450	286	89,231	1,51,885	64,292	3,38,688	1,66,595
Morocco Tangier	..	..	..	..	2,081	..	..	..	..	88,039
Portuguese East Africa	16	151	20	664	1,234	9,489	98,755	12,060	2,44,212	4,62,363
French Somaliland	..	..	17	6	2	..	..	5,465	1,720	670
United States of America—										
Vid Atlantic Coast	5,692	5,088	13,270	11,125	6,548	17,50,257	16,47,572	46,47,273	32,79,668	25,23,332
„ Pacific „	48	68	330	1,824	155	25,756	38,084	69,529	1,94,828	98,310
Other Foreign Countries	10	10	7	2	19	6,815	5,872	5,315	1,359	3,478
TOTAL FOREIGN COUNTRIES	224,519	193,094	225,085	282,276	232,243	5,15,68,318	4,16,10,550	5,02,70,547	5,77,10,771	4,61,39,856
Share of Bengal	*135,409*	*137,313*	*171,257*	*210,044*	*181,919*	*3,19,20,677*	*3,36,04,042*	*4,17,99,037*	*4,90,58,438*	*4,14,75,207*
„ *Orissa*	..	..	..	..	*10*	..	..	..	..	*12,165*
„ *Bombay*	*123,350*	*120,772*	*131,439*	*147,189*	*99,485*	*3,43,36,334*	*3,09,47,983*	*3,61,16,216*	*3,58,60,137*	*2,68,62,101*
„ *Sind*	*55,014*	*51,736*	*64,241*	*76,882*	*60,871*	*98,95,039*	*92,03,423*	*1,21,27,703*	*1,27,77,939*	*1,03,70,812*
„ *Madras*	*53,459*	*51,124*	*54,687*	*59,164*	*46,477*	*1,47,11,301*	*1,39,95,147*	*1,57,49,313*	*1,36,53,195*	*1,06,68,717*
„ *Burma*	*27,982*	*30,703*	*34,249*	*40,014*	*35,525*	*63,88,685*	*71,14,193*	*79,06,180*	*89,16 357*	*83,17,781*
TOTAL	395,207	391,548	455,873	533,293	424,357	9,72,52,036	9,48,64,788	11,36,98,894	12 02 66 066	9,67,06,128
***Total of Ores*—**	Tons	Tons	Tons	Tons	Tons					
United Kingdom (*including* Channel Islands)	54	234	211	147	158	10,119	68,292	58,285	27,080	56,647
Straits Settlements	20	10	4	13	30	692	665	315	1,274	5,180
Other British Possessions	..	..	..	..	..	..	..	50	5	..
TOTAL BRITISH EMPIRE	74	244	215	160	188	10,811	68,957	58,650	28,359	61,827
Denmark	..	..	2	12	23	..	606	578	5,927	13,909
Germany	5	1	..	12	6	2,827	95	23	6,436	3,486
France	246	145	79	67	197	82,869	44,987	20,881	23,121	80,518
Other Foreign Countries	..	69	..	11	18	255	6,977	..	1,097	4,387
TOTAL FOREIGN COUNTRIES	251	215	81	102	244	85,951	52,665	21,482	37,481	1,02,300
Share of Bengal	*100*	*71*	*62*	*88*	*152*	*27,667*	*18,453*	*16,702*	*31,615*	*64,511*
„ *Bombay*	*72*	*155*	*100*	*63*	*98*	*23,656*	*34,858*	*24,843*	*18,361*	*37,664*
„ *Sind*	*133*	*223*	*124*	*48*	*160*	*44,847*	*67,551*	*33,117*	*12,467*	*57,274*
„ *Madras*	..	..	*6*	*50*	*1*	..	*98*	*150*	*2,123*	*89*
„ *Burma*	*20*	*10*	*4*	*13*	*30*	*692*	*665*	*328*	*1,274*	*5,189*
TOTAL	325	459	296	262	432	96,762	1,21,622	75,132	65,840	1,64,127
Total of Metals and Ores	Tons	Tons	Tons	Tons	Tons					
	395,532	392,007	456,169	533,555	424,789	9,73,48,798	9,49,86,410	11,37,73,526	12,03,31,906	9,68,70,250
***Mica*—*in blocks (H. B)*—**	Cwts.	Cwts.	Cwts.	Cwts.	Cwts.					
United Kingdom (*including* Channel Islands)	42	79	9	32	316	10,880	12,378	3,594	2,359	45,903
Ceylon (*excluding* Maldives)	..	..	30	..	..	..	..	7,596	..	..
Straits Settlements	..	..	..	2	..	..	..	..	1,268	..
TOTAL BRITISH EMPIRE	42	79	39	34	316	10,880	12,378	13,190	3,627	45,903
Japan	..	..	8	..	27	..	..	2,669	..	8,475
United States of America— *Vid* Atlantic Coast	103	162	16	65	13	3,886	11,022	2,577	3,196	1,087
Other Foreign Countries	3	142	31	..	..	112	4,391	2,125	..	..
TOTAL FOREIGN COUNTRIES	106	304	55	65	40	3,998	15,413	7,371	3,196	9,562
Share of Bengal	*148*	*373*	*94*	*99*	*356*	*14,878*	*26,786*	*18,561*	*6,763*	*54,951*
„ *Madras*	..	*10*	..	..	..	..	*995*	..	..	..
„ *Burma*	..	..	..	..	..	..	..	..	*61*	*494*
TOTAL	148	383	94	99	350	14,878	27,781	18,561	6,823	55,445

No. 10—*continued*

ARTICLES, AND COUNTRIES OF CONSIGNMENT; ALSO SHARE OF EACH PROVINCE	QUANTITY					VALUE				
	1932-33	1933-34	1934-35	1935-36	1936-37	1932-33	1933-34	1934-35	1935-36	1936-37
						Rs	Rs	Rs	Rs	Rs
Mica—continued										
In splittings (II. B)—	Cwts.	Cwts.	Cwts.	Cwts.	Cwts.					
United Kingdom (*including* Channel Islands)	32	2	121	1	56	3,267	793	25,240	2,317	6,281
Commonwealth of Australia	..	..	..	..	..	..	..	243	..	..
TOTAL BRITISH EMPIRE	32	2	121	1	56	3,267	793	25,483	2,317	6,281
TOTAL FOREIGN COUNTRIES	15	..	51	9	113	1,200	..	4,466	840	8,320
Share of Bengal	*47*	..	*172*	*9*	*168*	*4,000*	..	*29,918*	*2,466*	*14,284*
" *Bombay*	..	*2*	..	*1*	*1*	..	*292*	..	*350*	*350*
" *Burma*	..	..	..	..	..	*467*	*501*	*737*	*441*	*17*
TOTAL	47	2	172	10	169	4,467	793	29,949	3,157	14,601
Metal of Mica—	Cwts.	Cwts.	Cwts.	Cwts.	Cwts.					
United Kingdom (*including* Channel Islands)	74	81	130	33	372	14,147	13,171	28,835	4,676	52,184
Ceylon (*excluding* Maldives)	..	..	30	..	..	..	..	7,598	..	..
Other British Possessions	..	..	..	2	..	..	..	243	1,268	..
TOTAL BRITISH EMPIRE	74	81	160	35	372	14,147	13,171	36,676	5,944	52,184
Japan	..	..	11	8	74	..	..	3,784	590	10,398
United States of America—*Vid* Atlantic Coast	108	162	43	65	39	3,886	11,022	4,754	3,196	3,619
Other Foreign Countries	18	142	52	1	40	1,312	4,391	3,299	250	3,845
TOTAL FOREIGN COUNTRIES	121	304	106	74	153	5,198	15,413	11,837	4,036	17,862
Share of Bengal	*195*	*373*	*266*	*108*	*534*	*18,878*	*26,796*	*47,773*	*9,228*	*69,186*
" *Bombay*	..	*2*	..	*1*	*1*	..	*292*	..	*250*	*350*
" *Madras*	..	*10*	..	..	..	..	*995*	..	..	..
" *Burma*	..	..	..	..	..	*467*	*501*	*737*	*502*	*511*
TOTAL	195	385	266	109	525	19,345	28,584	48,510	9,980	70,046
Oils—										
Animal—										
Fish oil (II. G) (a)—	Gals.	Gals.								
United Kingdom (*including* Channel Islands)	168,305	98,519	—	—	—	1,78,900	1,00,749	—	—	—
Other British Possessions	11	89	—	—	—	24	128	—	—	—
TOTAL BRITISH EMPIRE	168,316	98,608	—	—	—	1,78,924	1,00,877	—	—	—
Sweden	6,347	2	—	—	—	5,828	10	—	—	—
Norway	108,422	70,448	—	—	—	75,797	53,891	—	—	—
Denmark	184,877	31,279	—	—	—	3,16,766	46,912	—	—	—
Germany	50,604	102,891	—	—	—	61,283	1,32,613	—	—	—
Belgium	27,555	2,667	—	—	—	40,101	3,898	—	—	—
Japan	509,557	547,398	—	—	—	4,24,165	4,48,994	—	—	—
Other Foreign Countries	13,650	5,334	—	—	—	8,460	2,278	—	—	—
TOTAL FOREIGN COUNTRIES	900,412	760,064	—	—	—	9,52,407	6,87,596	—	—	—

(a) Sub-divided into two heads from 1934-35.

No. 10—*continued*

ARTICLES, AND COUNTRIES OF CONSIGNMENT; ALSO SHARE OF EACH PROVINCE	QUANTITY					VALUE				
	1932-33	1933-34	1934-35	1935-36	1936-37	1932-33	1933-34	1934-35	1935-36	1936-37
						Rs	Rs	Rs	Rs	Rs
Oils—*continued*										
Animal—continued										
Fish oil (II. G) (a)—*continued*	Gals.	Gals.								
Share of Bengal	*412,218*	*493,501*	—	—	—	*3,83,020*	*3,88,092*	—	—	—
" *Bombay*	*219,217*	*25,532*	—	—	—	*2,01,846*	*23,760*	—	—	—
" *Sind*	*113,193*	*139,562*	—	—	—	*1,40,336*	*1,63,918*	—	—	—
" *Madras*	*179,954*	*102,076*	—	—	—	*2,73,933*	*1,17,718*	—	—	—
" *Burma*	*138,446*	*92,941*	—	—	—	*1,51,906*	*95,054*	—	—	—
TOTAL	1,063,728	853,672	—	—	—	11,81,231	7,88,472	—	—	—
Fish or whale oil hardened (II. G)*—			Cwts.	Cwts.	Cwts.					
TOTAL BRITISH EMPIRE	—	—	9	232	7	—	—	95	2,895	213
Denmark	—	—	2,824	1,804	1,325	—	—	41,870	27,071	25,209
Germany	—	—	4,347	3,388	389	—	—	61,112	52,746	7,401
Japan	—	—	12,107	14,362	9,019	—	—	1,25,477	1,88,218	1,29,555
Other Foreign Countries	—	—	143	..	..	—	—	2,110	..	..
TOTAL FOREIGN COUNTRIES	—	—	19,421	19,555	10,733	—	—	2,30,569	2,68,035	1,62,165
Share of Bengal	—	—	*2,065*	*1,433*	*1,356*	—	—	*22,521*	*17,293*	*14,375*
" *Bombay*	—	—	*12,357*	*9,294*	*5,383*	—	—	*1,56,642*	*1,24,930*	*92,857*
" *Sind*	—	—	*2,916*	*6,786*	*1,894*	—	—	*35,063*	*89,482*	*28,275*
" *Madras*	—	—	*321*	*59*	*100*	—	—	*4,775*	*1,513*	*1,473*
" *Burma*	—	—	*371*	*2,190*	*1,600*	—	—	*11,663*	*33,813*	*25,398*
TOTAL	—	—	19,430	19,787	10,740	—	—	2,30,664	2,67,030	1,62,378
Others (II. G)*—			Gals.	Gals.	Gals.					
United Kingdom (*including* Channel Islands)	—	—	75,259	64,039	64,035	—	—	84,068	79,637	1,01,176
Other British Possessions	—	—	4	1,311	13	—	—	20	1,954	26
TOTAL BRITISH EMPIRE	—	—	75,263	65,350	64,048	—	—	84,088	81,591	1,01,202
Norway	—	—	14,801	3,717	5,611	—	—	11,413	4,052	6,909
Japan	—	—	72,528	55,998	78,076	—	—	36,287	28,549	48,582
Other Foreign Countries	—	—	2,832	1,690	7,250	—	—	3,285	2,107	5,357
TOTAL FOREIGN COUNTRIES	—	—	90,161	61,405	90,937	—	—	50,985	34,708	60,848
Share of Bengal	—	—	*147,001*	*100,541*	*117,741*	—	—	*1,09,554*	*77,285*	*1,04,163*
" *Bombay*	—	—	*6,443*	*12,871*	*16,739*	—	—	*11,436*	*17,201*	*22,620*
" *Sind*	—	—	*1,117*	..	*2,293*	—	—	*1,255*	..	*2,468*
" *Madras*	—	—	*1,803*	*7,278*	*12,564*	—	—	*2,575*	*11,716*	*21,749*
" *Burma*	—	—	*7,056*	*6,065*	*5,648*	—	—	*10,353*	*10,097*	*11,050*
TOTAL	—	—	165,424	126,755	154,985	—	—	1,35,073	1,16,299	1,62,050

(a) Sub-divided into two heads from 1934-35.
* Separately recorded from 1934-35.

No. 10—*continued*

ARTICLES, AND COUNTRIES OF CONSIGNMENT: ALSO SHARE OF EACH PROVINCE	QUANTITY					VALUE				
	1932-33	1933-34	1934-35	1935-36	1936-37	1932-33	1933-34	1934-35	1935-36	1936-37
						R	R	R	R	R
Oils—*continued*										
***Animal*—concluded**										
Other Sorts (II. G)—	Gals.	Gals.	Gals.	Gals.	Gals.					
United Kingdom (*including* Channel Islands)	1,978	1,480	3,176	1,272	6,166	4,737	4,471	9,556	5,764	17,826
Other British Possessions	..	69	..	412	..	..	70	..	120	..
Total British Empire	1,978	1,549	3,176	1,684	6,166	4,737	4,541	9,556	5,884	17,826
TOTAL FOREIGN COUNTRIES	1,413	480	496	190	2,447	1,093	547	1,945	801	3,047
Share of Bengal	..	*1,238*	*2,776*	*10*	*744*	..	*3,134*	*8,143*	*66*	*2,367*
,, *Bombay*	*1,359*	*354*	*180*	*123*	*136*	*2,755*	*633*	*208*	*445*	*783*
,, *Sind*	*63*	*65*	*276*	*231*	*2,412*	*921*	*619*	*1,827*	*1,214*	*3,759*
,, *Madras*	*1,821*	*359*	*430*	*938*	*2,892*	*1,759*	*1,683*	*1,274*	*3,644*	*3,065*
,, *Burma*	*148*	*13*	*10*	*572*	*2,639*	*395*	*70*	*61*	*2,316*	*9,899*
TOTAL	3,391	2,029	3,672	1,874	8,618	5,830	5,089	11,501	6,685	19,873
***Total of Animal Oils* (a)—**										
United Kingdom (*including* Channel Islands)	Gals. 165,283	Gals. 99,999	—	—	—	1,83,687	1,05,220	98,624	87,659	1,19,015
Other British Possessions	11	158	—	—	—	24	198	115	3,211	226
TOTAL BRITISH EMPIRE	165,294	100,157	—	—	—	1,83,661	1,05,418	98,739	90,870	1,19,241
Sweden	6,247	441	—	—	—	5,628	371	966	482	497
Norway	108,422	70,448	—	—	—	75,797	53,891	11,413	4,052	6,909
Denmark	184,377	81,279	—	—	—	3,16,768	46,912	41,870	27,671	25,209
Germany	50,736	102,932	—	—	—	81,563	1,32,799	63,687	54,898	9,238
Belgium	27,655	3,667	—	—	—	40,101	3,398	2,110	..	..
Japan	509,557	547,393	—	—	—	4,24,165	4,48,994	1,61,764	2,11,767	1,78,137
Other Foreign countries	14,931	5,384	—	—	—	9,278	3,278	1,689	274	5,070
TOTAL FOREIGN COUNTRIES	901,825	760,544	—	—	—	9,53,500	6,88,143	2,83,499	2,99,144	2,25,060
Share of Bengal	*413,218*	*499,739*	—	—	—	*3,63,020*	*3,90,157*	*1,40,218*	*94,643*	*1,90,905*
,, *Bombay*	*221,276*	*25,946*	—	—	—	*2,04,401*	*24,143*	*1,68,284*	*1,42,576*	*1,16,268*
,, *Sind*	*113,256*	*139,627*	—	—	—	*1,41,757*	*1,64,437*	*38,145*	*90,696*	*34,502*
,, *Madras*	*181,775*	*109,435*	—	—	—	*2,76,662*	*1,19,400*	*8,624*	*15,873*	*26,237*
,, *Burma*	*133,594*	*92,954*	—	—	—	*1,52,301*	*95,124*	*21,967*	*46,396*	*46,347*
TOTAL	1,067,119	860,701	—	—	—	11,87,161	7,93,561	3,77,238	3,90,014	3,44,801
***Essential*—**										
Synthetic (II. G)—	Gals.	Gals.	Gals.	Gals.	Gals.					
United Kingdom (*including* Channel Islands)	1,528	1,480	1,585	3,068	5,396	18,462	35,709	43,171	91,960	1,78,822
Other British Possessions	1	68	2	23	23	120	620	250	420	812
TOTAL BRITISH EMPIRE	1,529	1,548	1,587	3,086	5,419	18,582	36,329	43,421	92,380	1,74,634
Germany	1,573	3,943	5,805	6,276	3,779	78,178	1,48,257	2,00,367	2,86,742	1,83,938
Netherlands	2,055	3,168	3,248	3,302	3,132	95,850	1,15,249	1,50,889	1,75,411	1,82,808
France	1,145	1,758	3,030	3,046	2,242	72,339	1,10,672	1,47,691	1,68,489	93,580
Switzerland	240	268	899	780	933	12,188	27,573	28,981	47,120	65,518
Other Foreign Countries	64	484	139	215	658	1,319	4,049	3,796	4,902	8,378
TOTAL FOREIGN COUNTRIES	5,077	9,571	12,121	13,569	10,739	3,54,874	4,05,800	5,81,724	6,32,724	5,34,222

(a) Quantity not recorded from 1934-35.

No. 10—*continued*

ARTICLES, AND COUNTRIES OF CONSIGNMENT; ALSO SHARE OF EACH PROVINCE	QUANTITY					VALUE				
	1932-33	1933-34	1934-35	1935-36	1936-37	1932-33	1933-34	1934-35	1935-36	1936-37
						R	R	R	R	R
Oils—*continued*										
Essential—continued										
Synthetic (II. G)—*continued*	Gals.	Gals.	Gals.	Gals.	Gals.					
Share of Bengal	*1,398*	*4,358*	*5,012*	*6,804*	*5,110*	*70,815*	*1,56,138*	*2,56,280*	*3,23,017*	*2,55,768*
„ *Bombay*	*3,143*	*2,840*	*2,559*	*4,768*	*7,971*	*1,70,946*	*1,58,964*	*1,42,159*	*2,05,503*	*2,81,402*
„ *Sind*	*617*	*2,038*	*4,909*	*3,619*	*2,567*	*10,488*	*60,285*	*84,204*	*1,00,196*	*82,792*
„ *Madras*	*1,358*	*663*	*762*	*1,124*	*788*	*10,488*	*52,108*	*58,830*	*66,324*	*49,291*
„ *Burma*	*96*	*332*	*466*	*403*	*492*	*5,794*	*15,336*	*34,679*	*29,564*	*39,608*
TOTAL	6,606	11,114	13,708	16,655	16,158	2,68,456	4,42,129	5,75,145	7,25,104	7,08,856
Natural—										
Almond (II. G)—	Gals.	Gals.	Gals.	Gals.	Gals.					
TOTAL BRITISH EMPIRE	74	214	150	175	35	1,480	3,620	2,508	2,977	665
TOTAL FOREIGN COUNTRIES	28	82	94	131	18	377	1,189	1,288	1,203	231
Share of Bengal	*2*	*4*	*3*	*1*	..	*37*	*99*	*56*	*16*	..
„ *Bombay*	*46*	*120*	*158*	*191*	*22*	*909*	*2,661*	*2,199*	*2,233*	*328*
„ *Sind*	*7*	*21*	*3*	*18*	*14*	*96*	*438*	*160*	*334*	*243*
„ *Madras*	*46*	*86*	*66*	*86*	*8*	*732*	*1,610*	*1,134*	*1,355*	*160*
„ *Burma*	*1*	*5*	*9*	*10*	*9*	*33*	*106*	*192*	*312*	*166*
TOTAL	102	296	244	306	53	1,807	4,909	3,741	4,180	896
Bergamot (II. G)—	Gals.	Gals.	Gals.	Gals.	Gals.					
United Kingdom (*including* Channel Islands)	28	82	72	111	152	1,901	4,329	3,507	5,529	5,698
Palestine	..	..	..	..	3	..	..	..	..	140
TOTAL BRITISH EMPIRE	28	82	72	111	155	1,901	4,329	3,507	5,529	5,838
France	39	68	91	248	281	2,113	3,398	3,232	10,205	13,704
Italy (*including* Fiume)	15	358	303	572	..	941	12,405	11,065	20,858	..
Other Foreign Countries	40	123	95	66	145	2,476	5,860	4,036	2,876	5,868
TOTAL FOREIGN COUNTRIES	94	549	489	881	426	5,530	21,663	18,333	33,939	19,632
Share of Bengal	*58*	*437*	*449*	*754*	*466*	*3,645*	*18,839*	*16,628*	*28,862*	*20,069*
„ *Bombay*	*48*	*98*	*65*	*183*	*77*	*2,765*	*4,977*	*3,104*	*6,902*	*3,233*
„ *Sind*	*2*	*15*	*14*	*13*	*3*	*134*	*665*	*558*	*454*	*309*
„ *Madras*	..	*17*	*13*	*15*	*12*	..	*849*	*486*	*593*	*749*
„ *Burma*	*14*	*14*	*21*	*27*	*33*	*887*	*668*	*1,064*	*1,350*	*1,210*
TOTAL	122	631	561	992	581	7,431	25,992	21,840	39,468	25,470
Cajuputi (II. G)—	Gals.	Gals.	Gals.	Gals.	Gals.					
Straits Settlements	992	799	1,039	1,109	735	14,572	10,636	12,871	12,775	9,578
Other British Possessions	85	35	48	98	76	1,399	784	976	1,844	1,327
TOTAL BRITISH EMPIRE	1,077	834	1,087	1,207	811	15,971	11,420	13,847	14,619	10,905
TOTAL FOREIGN COUNTRIES	115	171	361	251	326	1,905	2,401	4,626	3,341	3,944
Share of Bengal	*147*	*143*	*135*	*232*	*166*	*1,897*	*1,794*	*1,453*	*2,439*	*2,309*
„ *Bombay*	*887*	*294*	*543*	*267*	*388*	*4,138*	*4,003*	*7,453*	*3,533*	*1,569*
„ *Sind*	*14*	*67*	*17*	*19*	*18*	*255*	*893*	*295*	*256*	*241*
„ *Madras*	*32*	*2*	*259*	*238*	*11*	*568*	*57*	*3,147*	*2,698*	*181*
„ *Burma*	*712*	*499*	*495*	*702*	*554*	*11,018*	*7,069*	*6,125*	*8,944*	*7,549*
TOTAL	1,192	1,005	1,448	1,458	1,137	17,876	13,821	18,473	17,960	14,849
Camphor (II. G)—	Gals.	Gals.	Gals.	Gals.	Gals.					
TOTAL BRITISH EMPIRE	4	628	562	9	3	56	1,608	1,428	154	35
Germany	1,940	1,649	2,541	4,125	2,487	6,227	3,664	6,442	9,022	6,053
Japan	9,518	9,322	5,686	6,680	5,410	19,153	18,873	13,008	15,114	13,316
Other Foreign Countries	841	287	381	8	13	1,665	1,030	1,326	38	76
TOTAL FOREIGN COUNTRIES	12,294	11,258	8,608	10,808	7,910	27,045	23,567	20,776	24,174	19,445

No. 10—*continued*

ARTICLES, AND COUNTRIES OF CONSIGNMENT; ALSO SHARE OF EACH PROVINCE	QUANTITY					VALUE				
	1932-33	1933-34	1934-35	1935-36	1936-37	1932-33	1933-34	1934-35	1935-36	1936-37
						R	R	R	R	R
Oils—*continued*										
Essential—continued										
Natural—*continued*										
Camphor (II. G)—*continued*	Gals.	Gals.	Gals.	Gals.	Gals.					
Share of Bengal	*7,472*	*6,932*	*6,627*	*2,020*	*5,919*	*15,878*	*12,716*	*15,245*	*13,764*	*11,924*
,, *Bombay*	*3,328*	*4,301*	*1,723*	*1,261*	*1,736*	*8,618*	*10,592*	*4,708*	*4,128*	*4,956*
,, *Sind*	*514*	*291*	*324*	*451*	*335*	*1,292*	*788*	*1,262*	*1,120*	*1,950*
,, *Madras*	*461*	*451*	*436*	*23*	*267*	*1,250*	*1,174*	*1,049*	*251*	*626*
,, *Burma*	*13*	..	..	*2*	*6*	*33*	..	..	*65*	*26*
TOTAL	12,298	11,886	9,170	10,817	7,913	27,101	25,175	22,204	24,328	19,480
Cloves (II. G)—	Gals.	Gals.	Gals.	Gals.	Gals.					
United Kingdom (*including* Channel Islands)	37	238	361	714	587	1,143	6,918	9,832	18,763	17,089
Other British Possessions	.	6	..	..	..	..	219	..	..	..
TOTAL BRITISH EMPIRE	37	244	361	714	587	1,143	7,137	9,832	18,763	17,089
Germany	34	149	111	69	193	1,320	4,661	3,880	2,687	6,570
Netherlands	133	4	184	242	197	3,163	97	5,594	7,903	5,829
Other Foreign Countries	16	173	60	48	187	506	5,374	1,461	1,371	4,771
TOTAL FOREIGN COUNTRIES	183	325	355	359	577	4,989	10,072	10,955	11,961	17,170
Share of Bengal	*48*	*224*	*258*	*248*	*503*	*1,776*	*6,596*	*7,522*	*7,843*	*15,815*
,, *Bombay*	*135*	*312*	*350*	*676*	*535*	*3,893*	*6,859*	*10,333*	*18,852*	*14,947*
,, *Sind*	*16*	*54*	*22*	*33*	*36*	*467*	*1,555*	*699*	*1,054*	*936*
,, *Madras*	*26*	*56*	*54*	*86*	*50*	*819*	*1,479*	*1,326*	*2,343*	*1,496*
,, *Burma*	*5*	*23*	*39*	*27*	*35*	*127*	*719*	*903*	*613*	*1,015*
TOTAL	220	569	716	1,073	1,164	6,132	17,209	20,787	30,724	34,259
Dill (II. G)—	Gals.	Gals.	Gals.	Gals.	Gals.					
TOTAL FOREIGN COUNTRIES	..	7	..	..	..	..	301	23	..	..
Share of Sind	..	*7*	..	..	..	..	*301*	*23*	..	..
Eucalyptus (II. G)—	Gals.	Gals.	Gals.	Gals.	Gals.					
United Kingdom (*including* Channel Islands)	675	1,110	1,477	1,143	992	13,126	22,691	29,734	20,579	19,248
Commonwealth of Australia	945	1,228	1,068	740	697	7,167	6,978	7,701	4,988	5,380
Other British Possessions	45	12	1	22	22	419	46	20	120	230
TOTAL BRITISH EMPIRE	1,665	2,350	2,546	1,905	1,711	20,712	29,715	37,455	25,697	24,858
TOTAL FOREIGN COUNTRIES	235	163	110	9	11	845	986	591	168	170
Share of Bengal	*561*	*1,133*	*1,488*	*697*	*989*	*6,720*	*13,769*	*17,203*	*10,150*	*11,886*
,, *Bombay*	*543*	*473*	*699*	*543*	*524*	*5,723*	*11,093*	*16,615*	*10,248*	*10,741*
,, *Sind*	*267*	*196*	*257*	*135*	*69*	*2,134*	*2,173*	*2,630*	*2,083*	*1,269*
,, *Madras*	*103*	*60*	*57*	*31*	*60*	*1,017*	*416*	*442*	*293*	*586*
,, *Burma*	*433*	*659*	*180*	*508*	*100*	*3,964*	*3,847*	*2,108*	*2,603*	*747*
TOTAL	1,900	2,518	2,656	1,914	1,722	21,557	30,681	38,048	25,385	25,028
Lavender (II. G)—	Gals.	Gals.	Gals.	Gals.	Gals.					
United Kingdom (*including* Channel Islands)	27	108	139	89	75	1,712	7,990	8,509	6,668	4,087
Germany	10	134	56	37	20	599	10,287	5,266	4,555	3,479
Netherlands	89	96	121	83	131	3,590	6,302	9,481	9,011	10,855
France	78	609	551	931	1,074	2,865	31,755	37,491	79,987	79,822
Other Foreign Countries	1	14	17	11	8	81	718	1,406	810	741
TOTAL FOREIGN COUNTRIES	178	853	745	1,062	1,233	8,135	49,062	53,694	94,313	94,897
Share of Bengal	*135*	*725*	*575*	*725*	*949*	*5,233*	*43,857*	*41,473*	*65,732*	*71,417*
,, *Bombay*	*54*	*199*	*210*	*327*	*312*	*3,493*	*10,440*	*15,070*	*27,267*	*23,400*
,, *Sind*	*6*	*10*	*12*	*6*	*10*	*437*	*737*	*869*	*435*	*364*
,, *Madras*	*5*	*24*	*48*	*55*	*30*	*294*	*1,815*	*2,340*	*5,689*	*2,626*
,, *Burma*	*5*	*3*	*42*	*38*	*7*	*290*	*203*	*2,445*	*1,866*	*727*
TOTAL	205	961	884	1,151	1,308	9,847	57,052	62,203	1,00,981	98,434

No. 10—*continued*

ARTICLES, AND COUNTRIES OF CONSIGNMENT; ALSO SHARE OF EACH PROVINCE	QUANTITY					VALUE				
	1932-33	1933-34	1934-35	1935-36	1936-37	1932-33	1933-34	1934-35	1935-36	1936-37
						R	R	R	R	R
Oils—*continued*										
Essential—continued										
Natural—*continued*										
Lemon (II. G)—	Gals.	Gals.	Gals.	Gals.	Gals.					
United Kingdom (*including* Channel Islands)	928	939	1,400	2,122	836	27,074	26,388	35,155	65,617	32,927
Other British Possessions	43	..	..	..	19	374	..	..	..	1,164
TOTAL BRITISH EMPIRE	971	939	1,400	2,122	855	27,448	26,388	35,155	65,617	34,091
Netherlands	81	120	133	260	63	2,622	4,207	4,137	10,249	2,553
France	66	45	45	78	89	2,469	1,432	1,060	2,731	3,958
Italy (*including* Fiume)	98	425	506	360	53	3,060	9,616	11,429	11,251	2,319
Other Foreign Countries	68	61	68	66	34	1,041	1,960	1,942	2,241	1,751
TOTAL FOREIGN COUNTRIES	313	651	752	764	239	9,192	17,275	18,568	26,472	10,581
Share of Bengal	*149*	*540*	*370*	*619*	*320*	*3,493*	*13,016*	*8,937*	*19,525*	*12,857*
,, *Bombay*	*807*	*378*	*693*	*1,106*	*334*	*9,490*	*10,689*	*17,527*	*35,808*	*12,908*
,, *Sind*	*703*	*469*	*860*	*786*	*301*	*19,359*	*12,811*	*20,142*	*21,988*	*11,921*
,, *Madras*	*47*	*171*	*189*	*231*	*101*	*1,824*	*5,555*	*6,009*	*13,126*	*4,943*
,, *Burma*	*75*	*32*	*38*	*44*	*38*	*2,864*	*1,592*	*1,108*	*1,647*	*2,043*
TOTAL	1,284	1,590	2,152	2,686	1,094	36,640	43,663	53,723	92,089	44,672
Otto Rose (II. G)—	Gals.	Gals.	Gals.	Gals.	Gals.					
TOTAL BRITISH EMPIRE	4	9	10	4	6	824	1,947	2,633	2,482	1,708
TOTAL FOREIGN COUNTRIES	12	96	37	6	12	1,254	6,414	4,599	1,736	2,287
Share of Bengal	*1*	*44*	*8*	*5*	*6*	*556*	*2,371*	*1,913*	*1,296*	*1,559*
,, *Bombay*	*11*	*37*	*20*	*4*	*6*	*900*	*2,108*	*2,604*	*1,144*	*1,080*
,, *Sind*	..	*2*	*1*	..	..	*28*	*211*	*281*	*149*	*17*
,, *Madras*	*4*	*21*	*18*	*1*	*2*	*356*	*3,262*	*1,950*	*1,318*	*392*
,, *Burma*	..	*1*	..	..	*4*	*238*	*409*	*484*	*318*	*947*
TOTAL	16	105	47	10	18	2,078	8,361	7,232	4,218	3,995
Peppermint (II. G)—	Gals.	Gals.	Gals.	Gals.	Gals.					
United Kingdom (*including* Channel Islands)	20	110	56	116	102	1,104	5,941	3,682	6,915	5,425
Other British Possessions	200	..	111	67	134	6,750	..	2,422	1,950	4,506
TOTAL BRITISH EMPIRE	220	110	167	183	236	7,854	5,941	6,104	8,865	9,931
Germany	177	241	130	208	166	11,480	8,691	6,936	10,272	8,199
Japan	1,783	1,965	1,284	1,840	1,995	58,135	59,660	33,636	56,655	60,488
Other Foreign Countries	138	52	141	90	107	4,365	3,900	6,483	8,056	8,193
TOTAL FOREIGN COUNTRIES	2,068	2,258	1,555	2,138	2,268	73,980	73,251	47,055	74,983	76,880
Share of Bengal	*342*	*373*	*339*	*383*	*346*	*15,740*	*15,648*	*16,016*	*21,730*	*19,050*
,, *Bombay*	*1,314*	*1,630*	*872*	*1,427*	*1,673*	*45,158*	*50,908*	*22,571*	*45,809*	*51,020*
,, *Sind*	*230*	*89*	*192*	*145*	*32*	*6,112*	*3,923*	*5,321*	*4,678*	*1,145*
,, *Madras*	*157*	*218*	*171*	*252*	*246*	*6,662*	*7,097*	*4,937*	*8,284*	*8,550*
,, *Burma*	*240*	*54*	*148*	*114*	*207*	*8,212*	*1,606*	*4,314*	*3,366*	*7,046*
TOTAL	2,283	2,369	1,722	2,321	2,504	81,784	79,192	53,159	83,848	86,811
Other sorts (II. G)—	Gals.	Gals.	Gals.	Gals.	Gals.					
United Kingdom (*including* Channel Islands)	4,166	2,897	4,408	2,884	3,882	97,614	74,450	99,501	90,662	81,417
Ceylon (*excluding* Maldives)	5,261	5,206	6,409	7,058	4,436	70,201	60,408	61,208	56,014	32,038
Straits Settlements	86	187	754	6	10	1,924	3,028	6,203	356	608
Hongkong	1,056	1,595	1,088	1,402	1,409	10,244	14,203	9,915	12,485	14,279
Other British Possessions	15	19	16	37	49	1,520	1,110	1,350	1,490	3,431
TOTAL BRITISH EMPIRE	10,584	9,904	12,669	11,387	9,286	1,81,503	1,53,199	1,78,177	1,61,007	1,31,773

No. 10—*continued*

ARTICLES, AND COUNTRIES OF CONSIGNMENT; ALSO SHARE OF EACH PROVINCE	QUANTITY					VALUE				
	1932-33	1933-34	1934-35	1935-36	1936-37	1932-33	1933-34	1934-35	1935-36	1936-37
						R	R	R	R	R
Oils—continued										
Essential—concluded										
Natural—*concluded*										
Other sorts (II. G)— *continued*	Gals.	Gals.	Gals.	Gals.	Gals.					
Germany	2,898	1,278	931	1,027	1,149	1,30,156	45,255	42,766	40,324	46,374
Netherlands	2,884	1,613	1,650	1,381	927	1,24,466	51,558	51,956	48,583	38,027
France	1,893	726	688	882	1,429	1,06,689	57,193	54,797	58,989	1,01,048
Switzerland	240	52	128	80	32	21,070	3,986	6,484	3,668	2,838
Italy (*including* Fiume)	573	198	179	153	11	21,627	6,644	6,128	9,117	805
Java	239	519	1,395	2,207	2,138	4,431	7,298	15,652	34,281	40,383
China (*exclusive* of Hongkong and Macão)	1,443	840	524	1,626	739	13,726	7,371	4,649	16,076	7,254
United States of America— *Vid* Atlantic Coast	74	206	8,023	8,658	4,884	637	1,049	18,099	19,437	11,055
„ Pacific „	..	..	..	11	..	..	..	..	209	..
Other Foreign Countries	93	213	223	169	108	2,512	1,446	3,609	2,222	1,157
TOTAL FOREIGN COUNTRIES	10,337	5,644	13,741	16,194	11,417	4,45,814	1,81,800	2,04,140	2,33,506	2,48,946
Share of Bengal	*15,191*	*5,677*	*11,782*	*10,800*	*9,124*	*4,30,829*	*1,33,380*	*1,54,337*	*1,58,387*	*1,67,514*
„ *Bombay*	*4,733*	*5,668*	*9,933*	*11,906*	*7,040*	*1,00,417*	*1,13,357*	*1,43,233*	*1,45,711*	*1,47,026*
„ *Sind*	*878*	*1,301*	*1,513*	*1,385*	*1,124*	*17,716*	*25,605*	*26,306*	*27,245*	*16,765*
„ *Madras*	*2,567*	*2,080*	*1,847*	*2,255*	*2,324*	*63,645*	*45,791*	*36,503*	*44,837*	*34,179*
„ *Burma*	*552*	*822*	*1,345*	*748*	*591*	*14,310*	*12,366*	*21,434*	*18,383*	*15,345*
TOTAL	20,921	15,548	26,410	27,581	20,703	6,26,817	3,34,999	3,82,317	3,94,513	3,80,719
Total of Essential Oils—	Gals.	Gals.	Gals.	Gals.	Gals.					
United Kingdom (*including* Channel Islands)	7,576	7,850	10,268	10,528	11,642	1,60,845	1,92,372	2,40,681	3,14,146	3,48,398
Palestine	..	..	..	..	109	..	..	..	..	5,295
Ceylon (*excluding* Maldives)	5,849	5,281	6,486	7,080	4,486	71,007	61,074	61,564	56,148	32,038
Straits Settlements	1,279	986	1,365	1,182	878	23,378	13,664	21,185	15,081	14,648
Hongkong	1,056	1,595	1,103	1,402	1,411	10,244	14,206	10,140	12,485	14,329
Commonwealth of Australia	960	1,258	1,083	791	703	8,687	8,807	9,051	6,661	5,856
Other British Possessions	..	..	..	9	..	..	..	..	287	..
TOTAL BRITISH EMPIRE	16,220	16,065	20,750	20,992	19,179	2,74,156	2,89,623	3,42,571	4,04,758	4,15,564
Germany	6,658	7,622	9,239	11,936	7,902	2,44,038	2,23,504	2,60,782	3,07,679	2,57,685
Netherlands	6,178	5,602	5,896	5,371	4,547	2,35,111	1,92,601	2,32,322	2,56,931	2,45,520
France	3,265	3,297	4,479	5,282	5,390	1,88,962	2,08,256	2,48,668	3,25,501	3,02,608
Switzerland	432	350	572	853	1,059	33,454	33,049	37,725	52,599	72,103
Italy (*including* Fiume)	686	1,054	1,008	1,116	79	25,628	30,185	29,638	41,773	4,036
Java	364	613	1,460	2,262	2,391	6,205	8,673	16,622	34,968	43,114
Japan	11,537	11,671	7,357	8,800	7,546	78,952	70,607	49,884	76,180	76,370
China (*exclusive* of Hongkong and Macão)	1,557	920	621	1,683	739	15,267	8,581	5,392	16,758	7,259
United States of America—										
Vid Atlantic Coast	139	232	8,049	8,708	4,917	2,257	2,103	20,432	22,201	12,754
„ Pacific „	..	..	..	25	..	..	..	..	691	..
Other Foreign Countries	73	267	287	191	606	2,496	2,247	5,857	5,239	6,486
TOTAL FOREIGN COUNTRIES	30,929	31,628	38,968	46,172	35,176	8,33,370	7,98,761	9,16,323	11,88,520	10,27,905
Share of Bengal	*22,505*	*20,626*	*26,981*	*30,348*	*22,983*	*5,56,618*	*4,23,206*	*5,36,069*	*5,55,060*	*5,39,988*
„ *Bombay*	*14,448*	*16,310*	*17,936*	*22,648*	*19,918*	*3,58,384*	*3,84,861*	*3,26,574*	*5,03,411*	*5,55,609*
„ *Sind*	*3,354*	*5,377*	*8,159*	*7,015*	*5,049*	*69,013*	*1,10,400*	*1,43,940*	*1,60,074*	*1,17,891*
„ *Madras*	*4,799*	*3,843*	*3,916*	*4,536*	*4,339*	*87,846*	*1,21,102*	*1,18,164*	*1,47,711*	*1,03,677*
„ *Burma*	*2,143*	*2,497*	*2,778*	*2,623*	*2,068*	*46,165*	*43,815*	*74,346*	*69,022*	*76,324*
TOTAL	47,149	48,593	59,718	67,164	54,355	11,07,526	10,83,384	12,58,393	15,48,278	14,43,409

No. 10—*continued*

ARTICLES, AND COUNTRIES OF CONSIGNMENT; ALSO SHARE OF EACH PROVINCE	QUANTITY					VALUE				
	1932-33	1933-34	1934-35	1935-36	1936-37	1932-33	1933-34	1934-35	1935-36	1936-37
						R	R	R	R	R
Oils—*continued*										
Mineral—										
Fuel oils (II. G)—	Gals.	Gals.	Gals.	Gals.	Gals.					
United Kingdom (*including* Channel Islands)	14,940	80,955	82,378	42	..	2,562	33,923	6,201	69	..
Ceylon (*excluding* Maldives)	..	..	193,884	221,129	13	..	..	31,160	35,647	7
Straits Settlements	77,853	170,995	210,814	195,030	8,336,015	21,375	47,871	62,157	58,033	12,49,940
British Borneo	13,336,903	14,566,124	14,698,649	14,332,840	11,665,286	25,29,003	26,77,305	25,12,983	25,31,765	22,94,440
Other British Possessions	..	..	..	..	141	..	..	..	..	35
TOTAL BRITISH EMPIRE	13,429,196	14,818,074	15,185,925	14,749,041	20,001,453	25,52,941	27,59,099	26,12,501	26,25,514	35,44,422
U. S. S. R.—Southern	4,152,744	2,958,454	912,182	2,110,700	2,306,207	7,78,183	5,45,780	1,80,956	2,92,293	3,36,430
Germany	224,263	..	..	..	..	62,153	..	..	..	..
Roumania	5,109,764	8,542,531	1,164,472	20	..	10,18,160	15,47,630	2,01,417	6	..
Iraq	..	..	..	..	218,188	..	..	..	..	32,823
Iran	65,567,472	62,339,798	83,428,169	104,462,764	107,129,871	1,26,56,530	1,17,60,360	1,45,80,451	1,64,07,044	1,54,73,101
Sumatra	1,661,721	..	..	..	..	2,77,196	..	..	..	..
Borneo (Dutch)	12,583,474	14,922,480	10,294,892	17,182,358	10,057,999	25,55,351	26,11,188	16,56,682	27,20,737	16,39,411
Dutch New Guinea	377,784	..	..	..	..	64,864	..	..	..	..
Egypt	40,075	..	..	80	..	11,605	..	..	16	..
United States of America—*Vid* Atlantic Coast	792,519	175,626	303,000	2,860	8,405	1,78,489	61,851	1,15,871	892	2,437
„ Pacific „	583,774	113,812	..	208	4,400	1,99,867	40,257	..	66	1,417
Other Foreign Countries	..	..	19,768	13,411	2,850	..	..	3,295	2,175	409
TOTAL FOREIGN COUNTRIES	91,003,590	89,052,696	96,127,433	123,778,401	119,727,415	1,77,97,398	1,65,66,516	1,66,38,672	1,94,23,129	1,74,86,028
Share of Bengal	*9,254,521*	*9,193,706*	*9,117,250*	*9,817,185*	*12,673,364*	*23,09,312*	*17,45,707*	*15,31,461*	*15,53,705*	*20,36,794*
„ *Bombay*	*60,640,261*	*59,450,186*	*56,851,326*	*66,050,773*	*61,456,185*	*1,14,54,138*	*1,07,25,721*	*96,61,365*	*1,00,71,580*	*74,83,515*
„ *Sind*	*12,379,870*	*11,944,619*	*13,024,707*	*16,811,479*	*15,454,015*	*25,01,076*	*23,19,301*	*24,94,011*	*31,60,173*	*28,58,276*
„ *Madras*	*16,425,148*	*21,365,917*	*14,375,207*	*20,330,941*	*19,945,496*	*34,63,098*	*42,42,328*	*32,21,525*	*36,51,421*	*30,03,391*
„ *Burma*	*5,327,986*	*{2,016,342*	*17,891,368*	*25,017,064*	*30,199,808*	*7,22,717*	*2,92,558*	*23,52,211*	*36,11,704*	*56,48,474*
TOTAL	104,527,786	103,870,770	111,203,358	138,527,442	139,728,868	2,03,50,339	1,93,25,615	1,92,51,173	2,20,48,643	2,10,30,450
Kerosene (in bulk) (II. G)—	Gals.	Gals.	Gals.	Gals.	Gals.					
British Borneo	..	..	1,724,575	..	..	..	..	9,16,180	..	..
Other British Possessions	..	..	..	434	285	..	..	..	278	128
TOTAL BRITISH EMPIRE	..	..	1,724,575	434	285	..	..	9,16,180	278	128
U. S. S. R.—Southern	40,893,497	38,234,358	43,362,835	46,854,798	40,770,059	1,63,61,829	1,50,18,305	1,47,64,787	1,44,38,908	1,17,55,252
Germany	..	..	44,058	39,336	184,800	..	..	15,891	18,788	58,803
Roumania	6,287,374	9,074,399	2,787,745	1,013,409	506,000	23,12,827	28,13,186	6,96,936	2,91,792	1,75,080
Iran	6,298,895	..	6,628,826	10,805,295	6,695,617	26,70,068	..	35,21,298	45,71,344	19,23,311
Sumatra	765,672	1,697,590	9,575,463	4,683,672	13,063,074	2,27,309	10,87,519	41,52,223	16,14,935	50,73,463
Java	..	4,216,883	1,422,981	2	..	..	18,44,887	2,94,709	1	..
Borneo (Dutch)	..	..	1,369,977	..	..	..	..	5,76,602	..	..
Celebes and other Islands	1,313,023	..	..	..	..	8,20,638	..	..	..	..
Reunion	..	1,467,088	..	..	..	..	8,66,772	..	..	..
United States of America—*Vid* Atlantic Coast	2,637,305	1,037,742	278,595	100,181	..	9,89,028	4,47,906	1,36,569	87,574	..
„ Pacific „	66,636	..	22,500	..	..	35,360	..	9,774	..	..
TOTAL FOREIGN COUNTRIES	58,262,492	56,628,060	65,492,480	63,496,693	61,220,450	2,44,17,049	2,15,78,575	2,41,68,789	2,10,18,342	1,89,85,909
Share of Bengal	*17,154,895*	*19,639,408*	*21,904,614*	*18,147,726*	*20,932,800*	*65,13,399*	*84,50,382*	*62,39,370*	*36,86,441*	*43,45,041*
„ *Bombay*	*22,850,256*	*20,210,692*	*23,114,766*	*33,093,342*	*16,424,408*	*93,20,949*	*43,33,807*	*81,23,585*	*72,61,741*	*39,92,628*
„ *Sind*	*7,511,898*	*9,267,979*	*9,399,208*	*14,250,360*	*12,039,458*	*30,96,781*	*37,23,876*	*43,42,917*	*56,62,037*	*44,65,728*
„ *Madras*	*10,745,443*	*7,460,081*	*12,203,467*	*7,970,699*	*11,824,069*	*54,86,920*	*41,21,510*	*64,79,047*	*44,08,401*	*61,92,640*
TOTAL	58,262,492	56,628,060	67,217,055	68,497,127	61,220,735	2,44,17,049	2,15,78,575	2,50,84,919	2,10,18,620	1,89,86,037

No. 10—*continued*

ARTICLES, AND COUNTRIES OF CONSIGNMENT; ALSO SHARE OF EACH PROVINCE	QUANTITY					VALUE				
	1932-33	1933-34	1934-35	1935-36	1936-37	1932-33	1933-34	1934-35	1935-36	1936-37
						R	R	R	R	R
Oils—*continued*										
Mineral—continued	Gals.	Gals.	Gals.	Gals.	Gals.					
Kerosene (in tins) (II. G)—										
Straits Settlements	..	12	684,005	681,310	240,002	..	9	4,69,852	4,59,681	1,62,192
Other British Possessions	438	234	359	287	210	244	126	202	134	103
TOTAL BRITISH EMPIRE	438	246	684,364	681,597	240,212	244	135	4,70,054	4,59,815	1,62,295
Germany	4	..	46,209	13,186	82,959	1	..	13,799	5,447	33,015
Iran	260,250	291,875	141,200	6	8	2,01,389	1,92,636	90,820	3	3
Sumatra	..	..	..	..	480,000	..	..	..	..	2,47,500
United States of America—*Vid* Atlantic Coast	970,678	1,227,207	557,001	230,811	185,021	7,53,789	9,01,041	4,07,642	2,07,460	1,56,482
Other Foreign Countries	43	231	326	70	20	28	167	132	57	18
TOTAL FOREIGN COUNTRIES	1,230,985	1,519,313	744,736	244,023	748,017	9,55,202	10,93,844	5,12,393	2,12,967	4,37,015
Share of Bengal	*39,207*	*372*	*536*	*124,651*	*61,930*	*41,391*	*300*	*474*	*1,16,545*	*53,769*
,, *Bombay*	*576*	*82,702*	*133,012*	*26*	*65,582*	*359*	*60,658*	*92,837*	*10*	*51,961*
,, *Sind*	*260,630*	*333,137*	*161,891*	*74,542*	*115,741*	*2,01,602*	*2,31,811*	*1,12,861*	*48,219*	*58,831*
,, *Madras*	*253,085*	*126,250*	*207,632*	*4,093*	*24,616*	*1,90,142*	*87,426*	*1,11,326*	*3,070*	*25,986*
,, *Burma*	*678,045*	*977,108*	*935,979*	*722,308*	*720,050*	*5,21,951*	*7,43,884*	*6,64,899*	*4,94,935*	*4,09,723*
TOTAL	1,231,423	1,519,559	1,429,100	925,620	988,229	9,55,446	10,93 979	9,82,447	6,72,782	5,99,310
Total of Kerosene—	Gals.	Gals.	Gals.	Gals.	Gals.					
Straits Settlements	..	12	684,005	681,310	240,193	..	9	4,69,852	4,59,681	1,62,292
British Borneo	..	..	1,724,575	..	..	..	..	9,16,180	..	..
Other British Possessions	438	234	359	721	302	244	126	202	412	131
TOTAL BRITISH EMPIRE	438	246	2,408,939	682,031	240,497	244	135	13,86,234	4,60,093	1,62,423
U. S. S. R.—Southern	40,893,527	38,234,358	43,362,835	46,854,798	40,770,059	1 63,61,841	1,50,18,305	1,47,64,737	1,41,88,908	1,17,55,252
Germany	4	..	90,267	52,472	267,759	1	..	29,690	19,285	91,818
Roumania	6,287,374	9,974,399	2,787,745	1,013,409	506,000	23,12,827	28,13,186	6,96,936	2,91,792	1,75,080
Iran	6,559,155	291,875	6,769,526	10,805,301	6,695,625	38,71,452	1,92,636	36,12,118	45,71,847	19,23,314
Sumatra	765,672	1,697,590	9,575,463	4,683,672	13,543,974	2,27,309	10,87,519	41,52,223	16,14,935	53,20,963
Java	..	4,216,883	1,422,981	2	7	..	18,44,887	2,94,709	1	3
Borneo (Dutch)	..	..	1,369,977	..	..	..	..	5,76,602	..	..
Celebes and other Islands	1,313,033	..	..	..	..	8,20,633	..	..	..	..
Reunion	..	1,467,088	..	..	..	..	8,66,772	..	..	..
United States of America—*Vid* Atlantic Coast	3,603,078	2,264,949	835,596	330,992	185,021	17,42,812	13,48,947	5,44,211	2,95,034	1,56,482
,, Pacific ,,	66,636	..	22,500	..	..	35,360	..	9,774	..	..
Other Foreign Countries	13	231	326	70	22	11	167	132	57	13
TOTAL FOREIGN COUNTRIES	59,493,477	58 147,373	66,237,216	63,740,716	61,968,467	2,53,72,251	2,26,72,419	2,46,81,182	2,12,31,809	1,94,22,994
Share of Bengal	*17,194,102*	*19,639,730*	*21,905,200*	*13,272,377*	*20,994,730*	*65,54,790*	*84,50,682*	*82,39,844*	*38,02,986*	*43,93,750*
,, *Bombay*	*23,850,832*	*20,293,294*	*23,237,778*	*23,098,368*	*16,490,300*	*93,21,303*	*49,43,365*	*82,16,472*	*79,61,751*	*40,43,689*
,, *Sind*	*7,772,428*	*9,601,106*	*10,061,099*	*14,364,902*	*12,155,199*	*32,97,384*	*39,55,687*	*42,55,778*	*57,20,256*	*45,14,859*
,, *Madras*	*10,993,503*	*7,586,321*	*12,506,099*	*7,974,792*	*11,943,685*	*56,77,062*	*45,78,936*	*65,90,373*	*44,11,471*	*39,18,626*
,, *Burma*	*678,045*	*977,108*	*935,979*	*722,308*	*720,050*	*5,21,951*	*7,43,884*	*6,64,899*	*4,94,938*	*4,09,723*
TOTAL	59,493,915	58,147,619	68,646,155	64,422,747	62,208,964	2,53,72,495	2,26,72,554	2,60,67,866	2,16,91,402	1,95,85,847
Lubricating oils—	Gals.	Gals.	Gals.	Gals.	Gals.					
Batching oils (II. G)—										
United Kingdom (*including* Channel Islands)	..	58,767	1,605,598	758,110	74	..	81,814	6,83,079	3,12,072	131
Straits Settlements	..	210	..	..	..	..	265	..	..	..
TOTAL BRITISH EMPIRE	..	58,967	1,605,598	758,110	74	..	82,079	6,83,079	3,12,072	131
Germany	43,740	..	1,141	..	..	33,761	..	583	..	..
Belgium	39,518	131,088	..	..	..	26,260	76,090	..	..	..
Borneo (Dutch)	3,404,361	1,358,774	1,756,717	854,010	1,715,361	18,18,882	5,94,464	7,54,266	3,65,580	6,64,290
Japan	..	..	23,300	178	..	..	..	8,850	97	..
United States of America—*Vid* Atlantic Coast	4,795,994	5,464,936	5,568,298	4,298,666	5,119,736	26,69,826	26,40,658	25,54,670	11,07,416	9,60,802
,, Pacific ,,	535,958	356,075	1,684	2,516,575	1,463,250	2,68,018	1,55,767	774	7,95,389	3,05,051
TOTAL FOREIGN COUNTRIES	8,819,476	7,310,917	7,351,090	7,669,429	8,298,347	50,16,742	34,66,979	33,19,143	22,68,482	19,30,143

No. 10—*continued*

ARTICLES, AND COUNTRIES OF CONSIGNMENT; ALSO SHARE OF EACH PROVINCE	QUANTITY					VALUE				
	1932-33	1933-34	1934-35	1935-36	1936-37	1932-33	1933-34	1934-35	1935-36	1936-37
Oils—*continued*						R	R	R	R	R
Mineral—continued										
Lubricating oils—*continued*										
Batching oils (II. G)—*contd.*	Gals.	Gals.	Gals.	Gals.	Gals.					
Share of Bengal	*8,819,476*	*7,369,673*	*8,955,574*	*8,427,539*	*8,294,564*	*50,16,742*	*34,98,791*	*40,01,766*	*25,80,554*	*19,27,841*
„ *Bombay*	..	*1*	..	..	*404*	..	*2*	..	..	*843*
„ *Sind*	..	..	*1,109*	..	*3,379*	..	..	*454*	..	*1,469*
„ *Madras*	..	*319*	..	..	*74*	..	*285*	..	..	*131*
TOTAL	8,819,476	7,369,884	8,956,683	8,427,539	8,298,421	50,16,742	34,99,058	40,02,222	25,80,554	19,30,274
Other lubricating oils (II. G)—	Gals.	Gals.	Gals.	Gals.	Gals.					
United Kingdom (*including* Channel Islands)	1,339,948	2,349,451	2,067,166	2,332,376	2,820,705	20,99,591	25,54,908	23,13,005	23,56,103	27,16,239
Ceylon (*including* Maldives)	10,531	9,336	9,945	8,474	15,604	17,119	18,297	12,225	5,800	22,223
Straits Settlements	2,301	2,338	9,278	2,351	10,333	3,820	4,783	18,557	4,532	12,800
Other British Possessions	210	645	644	636	1,250	378	872	1,485	985	595
TOTAL BRITISH EMPIRE	1,351,990	2,360,970	2,087,029	2,338,837	2 847,892	21,10,908	25,78,360	23,45,272	23,66,920	27,51,866
U. S. S. R.—										
Southern	75,802	..	..	..	..	18,605	..	..	..	..
Germany	181,516	152,385	132,103	139,349	143,646	2,29,531	1,42,021	1,80,217	1,72,133	1,07,942
Belgium	122,735	35,245	61,421	653	..	9,20,161	54,602	78,965	666	..
Iran	9,378	8,278	17,709	130	943	19,765	17,532	29,207	65	1,566
Sumatra	313,379	240,016	420,373	215,258	..	2,15,448	1,20,007	1,70,777	87,449	..
Borneo (Dutch)	..	..	..	1,144	9,064	..	..	..	2,284	11,912
Siam	..	2,520	30	..	156	..	5,058	84	..	134
Japan	1,698	9,328	15,329	8,877	7,266	2,503	10,868	11,359	9,822	9,076
United States of America—										
Vid Atlantic Coast	5,601,300	6,503,586	6,590,044	7,186,358	7,296,667	70,77,451	64,38,926	60,97,198	68,81,251	66,67,372
„ Pacific „	493,493	1,481,291	963,559	1,022,937	617,019	3,47,536	8,09,444	5,73,585	5,40,766	3,71,085
Other Foreign Countries	3,453	2,493	3 479	1,137	614	4,690	2 568	4,621	2,963	784
TOTAL FOREIGN COUNTRIES	6,802,784	8,435,137	8,204,047	8,575,843	8,075,375	88,44,800	76,01,011	71,46,463	71,97,349	72,59,821
Share of Bengal	*2,937,562*	*4,423,039*	*4,291,839*	*3,966,815*	*3,896,829*	*30,86,459*	*32,38,313*	*33,38,444*	*28,38,220*	*32,30,929*
„ *Bombay*	*2,838,583*	*2,830,574*	*3,080,932*	*3,280,497*	*3,397,997*	*33,36,191*	*29,92,739*	*33,08,927*	*34,58,462*	*35,29,668*
„ *Sind*	*1,076,341*	*1,535,964*	*1,147,667*	*1,623,467*	*1,437,196*	*16,36,481*	*17,63,373*	*12,05,449*	*13,56,346*	*12,28,379*
„ *Madras*	*1,181,133*	*1,365,613*	*1,367,985*	*1,317,174*	*1,445,568*	*21,04,139*	*12,60,373*	*10,39,004*	*10,24,608*	*11,19,132*
„ *Burma*	*491,155*	*580,917*	*422,680*	*724,727*	*745,677*	*7,92,438*	*8,74,084*	*5,99,911*	*8,86,633*	*9,06,679*
TOTAL	8,454,774	10,796,107	10,291,076	10,914,680	10,923,267	1,09,55,708	1,01,79,371	94,91,735	95,64,269	1,00,11,687
Petroleum, dangerous, flashing below 76°F., *including* petrol, benzine and benzol (II. G)—	Gals.	Gals.	Gals.	Gals.	Gals.					
TOTAL BRITISH EMPIRE	279	471	1,302	1,208	75	1,098	584	2,914	2,937	297
U. S. S. R.—										
Southern	812,997	1,300,862	881,783	1,554,595	..	2,32,113	3,25,215	2,20,446	10,91,070	..
Germany	717,706	1,109	59,780	393,148	697,751	4,26,193	2 800	52,105	2,48,159	3,05,789
Belgium	..	214	90,801	559	388	..	674	70,791	2,283	1,475
Roumania	1	..	1	..	681,303	2	..	2	..	1,70,341
Iran	206,320	293,040	414,208	123,200	8,351,747	1,80,977	2,66,100	3,75,371	1,11,650	30,52,471
Sumatra	1,691,705	10,140	..	..	..	9,42,239	8,640	..	..	..
Java	422,734	..	..	..	..	2,37,782	..	..	..	..
Dutch New Guinea	1,221,702	..	..	..	..	16,15,720	..	..	..	..
United States of America—										
Vid Atlantic Coast	39,783	..	35,440	..	14,612	43,377	..	32,477	..	11,381
Other Foreign Countries	516	48	9	5	1,550	715	50	7	5	1,908
TOTAL FOREIGN COUNTRIES	5,116,454	1,605,413	1,481,972	2,076,507	9,747,411	36,85,118	6,03,489	7,51,199	14,53,117	35,43,365

No. 10—*continued*

ARTICLES, AND COUNTRIES OF CONSIGNMENT: ALSO SHARE OF EACH PROVINCE	QUANTITY					VALUE				
	1932-33	1933-34	1934-35	1935-36	1936-37	1932-33	1933-34	1934-35	1935-36	1936-37
						R	R	R	R	R
Oil—*continued*										
Mineral—continued										
Petroleum, dangerous, flashing below 76°F., *including* petrol, benzine and benzol (II. G)—continued	Gals.	Gals.	Gals.	Gals.	Gals.					
Share of Bengal	*422,840*	*9,732*	*1,310*	*1,803*	*446,726*	*2,33,432*	*3,670*	*2,971*	*5,235*	*1,98,856*
„ *Bombay*	*2,800,293*	*1,300,914*	*852,036*	*660,488*	*5,106,985*	*12,95,674*	*3,25,578*	*2,20,749*	*1,72,346*	*10,07,968*
„ *Sind*	*671,351*	*293,040*	*599,761*	*431,709*	*4,118,931*	*5,36,263*	*2,66,100*	*5,29,794*	*3,13,070*	*23,13,644*
„ *Madras*	*1,221,702*	*2,000*	*5*	*993,718*	*74,800*	*16,15,722*	*3,318*	*35*	*9,60,269*	*33,091*
„ *Burma*	*37*	*198*	*262*	*57*	*45*	*125*	*412*	*564*	*134*	*104*
TOTAL	5,116,738	1,605,884	1,483,274	2,077,775	9,747,486	36,86,216	6,04,079	7,54,113	14,56,054	35,43,602
Paints, solutions and compositions, dangerous, flashing below 76°F. (II. G)—	Gals.	Gals.	Gals.	Gals.	Gals.					
United Kingdom (*including* Channel Islands)	11,095	30,425	37,305	33,110	33,579	1,03,985	2,26,749	2,92,559	2,48,893	2,20,647
Hongkong	..	..	..	..	1,049	..	..	..	..	5,198
Other British Possessions	194	133	330	439	967	1,299	479	980	1,891	3,266
TOTAL BRITISH EMPIRE	11,289	30,558	37,635	33,549	35,595	1,05,284	2,27,228	2,93,489	2,50,784	2,29,111
Germany	6,831	4,252	4,880	4,102	3,494	46,489	36,694	44,971	40,218	39,820
France	206	199	154	18	145	4,559	5,346	3,427	895	3,272
Japan	287	157	131	787	2,995	1,059	734	506	2,728	10,894
United States of America—*Vid* Atlantic Coast	17,622	44,458	68,287	82,236	87,512	1,08,302	2,08,552	2,99,007	3,60,792	3,44,057
„ Pacific „	186	109	52	841	505	1,906	901	283	2,846	2,086
Other Foreign Countries	75	354	241	85	1,130	611	2,262	1,491	787	4,767
TOTAL FOREIGN COUNTRIES	24,707	49,529	68,745	88,069	95,781	1,63,016	2,54,489	3,49,685	4,08,266	4,04,846
Share of Bengal	*7,712*	*28,032*	*32,930*	*38,153*	*52,311*	*56,257*	*1,80,208*	*2,49,644*	*2,45,455*	*2,43,936*
„ *Bombay*	*25,873*	*48,343*	*70,007*	*78,791*	*71,218*	*1,90,714*	*2,80,182*	*3,79,030*	*3,88,970*	*3,40,237*
„ *Sind*	*2,411*	*3,712*	*3,443*	*4,537*	*7,789*	*21,329*	*21,327*	*23,509*	*23,718*	*49,299*
„ *Madras*	..	..	..	*87*	*53*	..	..	..	*907*	*485*
TOTAL	35,996	80,087	106,380	121,618	31,376	2,68,300	4,81,717	6,48,174	6,59,050	6,33,957
White oils (II. G)—	Gals.	Gals	Gals.	Gals.	Gals.					
United Kingdom (*including* Channel Islands)	102,615	501	45	279	39,634	97,474	918	89	566	24,547
Ceylon (*excluding* Maldives)	..	..	..	1	..	..	..	..	3	..
TOTAL BRITISH EMPIRE	102,615	501	45	280	39,634	97,474	918	89	569	24,547
Germany	569,456	279,791	196,641	668,335	1,653,819	4,25,806	1,64,679	1,10,095	5,61,939	13,74,173
Belgium	125,709	69,854	43,719	20,883	517,379	92,610	39,758	23,340	14,417	4,39,982
Japan	5,060	1,085	902	50	596	5,198	506	532	21	477
United States of America—*Vid* Atlantic Coast	..	825	1,196	18,106	57,649	..	2,046	919	17,885	50,955
„ Pacific „	..	..	16	6,779	331,123	..	..	14	3,658	2,22,404
Other Foreign Countries	98	1,423	323	..	22	143	951	229	..	140
TOTAL FOREIGN COUNTRIES	700,323	352,978	242,797	714,153	2,560,588	5,28,252	2,07,940	1,35,129	5,97,920	20,88,131
Share of Bengal	*615,519*	*210,711*	*117,116*	*286,738*	*1,335,387*	*4,62,256*	*1,18,784*	*60,910*	*2,06,756*	*10,49,986*
„ *Bombay*	*164,897*	*110,888*	*110,610*	*356,057*	*969,013*	*1,33,378*	*68,255*	*62,375*	*3,31,541*	*8,03,192*
„ *Sind*	*16,833*	*21,141*	*11,068*	*34,059*	*7,554*	*19,413*	*15,640*	*9,525*	*27,927*	*6,739*
„ *Madras*	*98*	..	*44*	*5,383*	*41,083*	*143*	..	*67*	*4,789*	*30,927*
„ *Burma*	*5,591*	*20,439*	*4,104*	*32,196*	*247,185*	*5,036*	*6,179*	*2,341*	*27,176*	*2,21,834*
TOTAL	802,938	353,479	242,842	714,433	2,600,222	6,20,726	2,08,858	1,35,218	5,98,489	31,12,678

No. 10—*continued*

ARTICLES, AND COUNTRIES OF CONSIGNMENT; ALSO SHARE OF EACH PROVINCE	QUANTITY					VALUE				
	1932-33	1933-34	1934-35	1935-36	1936-37	1932-33	1933-34	1934-35	1935-36	1936-37
						R	R	R	R	R
Oils—*continued*										
Mineral—continued	Gals.	Gals.	Gals.	Gals.	Gals.					
Other kinds (II, G)—										
United Kingdom (*including* Channel Islands)	331,286	215,080	119,558	85,046	116,341	4,41,728	1,43,026	1,58,618	1,82,079	1,63,790
Other British Possessions	1,449	984	546	4,568	2,985	3,591	871	793	6,892	2,362
TOTAL BRITISH EMPIRE	332,735	216,064	120,104	89,614	119,326	4,45,314	1,43,896	1,59,411	1,88,971	1,66,152
Germany	8,580	28,950	25,714	47,063	32,448	13,506	23,781	34,719	74,844	35,612
Netherlands	1,099	10	2,127	297	41	5,618	73	4,821	548	172
Belgium	2,103	12,271	20,218	2,989	1,221	3,173	13,390	16,088	3,714	1,271
Roumania	..	3,275,864	2	4	..	..	8,38,439	4	2	..
Iran	..	569	..	1,265,006	42	..	778	..	2,05,756	35
Sumatra	..	255,665	..	..	..	..	1,27,832	..	..	..
Japan	2,001	2,273	3,426	8,297	7,543	729	1,710	2,372	6,932	5,517
United States of America—										
Vid Atlantic Coast	171,875	167,988	162,957	166,156	201,234	2,25,594	1,55,213	1,61,868	1,72,764	2,03,585
,, Pacific ,,	12,187	40,055	221	112	5,681	12,567	24,149	304	303	8,919
Other Foreign Countries	1,583	3,894	1,386	642	2,436	3,071	6,332	2,683	2,189	3,737
TOTAL FOREIGN COUNTRIES	199,378	3,782,539	222,051	1,491,366	250,046	2,64,283	11,91,697	2,12,354	4,67,052	2,58,848
Share of Bengal	*151,655*	*2,538,824*	*152,641*	*175,610*	*221,141*	*1,98,734*	*8,79,318*	*1,66,697*	*2,20,616*	*2,30,030*
,, *Bombay*	*63,003*	*45,138*	*104,986*	*64,143*	*52,570*	*92,363*	*86,174*	*95,690*	*72,961*	*74,859*
,, *Sind*	*245,088*	*1,362,726*	*31,371*	*31,466*	*40,816*	*3,10,674*	*3,35,269*	*50,818*	*44,027*	*53,470*
,, *Madras*	*55,070*	*46,192*	*48,967*	*1,303,418*	*40,663*	*63,912*	*54,343*	*49,800*	*2,56,339*	*44,877*
,, *Burma*	*17,207*	*5,723*	*4,190*	*6,343*	*15,282*	*43,994*	*10,039*	*3,660*	*12,080*	*21,764*
TOTAL	532,118	3,998,603	342,155	1,580,980	369,972	7,09,567	13,35,593	3,71,665	6,06,023	4,25,000
Total of Mineral Oils—	Gals.	Gals.	Gals.	Gals.	Gals.					
United Kingdom (*including* Channel Islands)	2,099,506	2,784,927	3,863,366	3,210,719	3,010,557	27,36,626	29,01,820	34,56,038	30,53,012	31,25,678
Ceylon (*excluding* Maldives)	10,672	9,612	204,306	226,682	15,757	17,273	18,488	44,002	44,848	22,427
Straits Settlements	80,888	174,315	904,456	880,718	8,588,116	28,594	53,874	5,61,181	5,24,526	14,26,520
British Borneo	13,336,903	14,566,124	16,423,424	14,332,840	11,665,284	25,29,003	26,77,305	34,29,163	25,31,765	22,94,440
Hongkong	40	..	..	336	1,345	12	..	..	137	5,281
Other British Possessions	533	896	1,020	1,435	3,487	1,755	1,589	2,510	3,572	4,606
TOTAL BRITISH EMPIRE	15,528,542	17,485,874	21,396 572	18,652,730	23,281,546	53,13,263	57,43,076	74,82,889	61,57,860	68,78,949
U. S. S. R.—										
Northern	..	46	..	..	..	..	146	..	..	..
Southern	45,415,355	42,404,004	45,157,235	50,526,003	43,076,775	1,72,89,995	1,58,89,630	1,51,16,709	1,58,22,271	1,20,92,395
Germany	1,751,576	461,487	510,476	1,310,069	2,798,917	12,36,940	3,69,975	4,52,380	11,16,528	20,45,154
Netherlands	4,292	816	2,720	309	91	9,527	2,178	5,552	647	624
Belgium	290,061	248,678	223,210	25,085	518,088	10,51,241	1,84,569	1,89,691	21,048	4,42,728
France	308	1,663	196	298	220	5,500	6,830	3,956	2,078	3,757
Roumania	11,817,480	21,793,367	3,052,308	1,013,433	1,187,363	34,27,669	51,99,495	8,98,386	2,91,800	3,45,421
Iraq	68	124	10	604	218,223	69	278	20	1,339	32,862
Iran	72,342,825	62,933,550	90,629,612	110,656,401	122,177,728	1,07,34,744	1,22,37,406	1,85,47,147	2,12,95,862	2,04,50,487
Sumatra	4,495,477	2,203,411	9,095,886	4,898,930	13,548,074	16,62,192	13,43,998	43,23,000	17,02,384	53,20,903
Java	422,973	4,218,620	1,424,080	88	171	2,38,028	18,46,209	2,36,282	134	1 052
Borneo (Dutch)	15,092,835	16,281,254	13,421,586	18,037,512	11,783,000	43,74,288	82,05,602	29,87,550	30,88,451	23,17,439

No. 10—*continued*

ARTICLES, AND COUNTRIES OF CONSIGNMENT; ALSO SHARE OF EACH PROVINCE	QUANTITY					VALUE				
	1932-33	1933-34	1934-35	1935-36	1936-37	1932-33	1933-34	1934-35	1935-36	1936-37
						R	R	R	R	R
Oils—*continued*										
Mineral—concluded										
Total of Mineral Oils—continued	Gals.	Gals.	Gals.	Gals.	Gals.					
Dutch New Guinea	1,599,486	..	..	..	..	16,80,584	..	..	..	..
Celebes and other Islands	1,313,023	..	..	..	..	8,20,638	..	..	..	..
Siam	..	2,566	164	..	156	..	5,113	78	..	134
Japan	9,041	13,010	48,195	16,189	18,400	9,464	13,918	24,172	19,600	25,964
Egypt	40,140	27	1,635	151	294	12,072	30	1,457	39	556
Réunion	..	1,467,088	..	..	..	..	3,66,772	..	..	..
United States of America—										
Vid Atlantic Coast	15,127,066	14,622,417	13,564,818	12,085,374	12,970,836	1,22,45,941	1,03,55,693	97,95,716	83,36,084	83,97,071
,, Pacific ,,	1,692,249	1,991,842	987,982	3,547,452	2,421,978	8,65,249	10,30,518	5,84,731	13,43,028	9,10,912
Other Foreign Countries	1,344	3,581	20,290	14,496	5,956	2,729	5,269	6,952	5,381	7,534
TOTAL FOREIGN COUNTRIES	172,255,189	168,736,559	179,935,351	208,134,484	210,724,030	6,16,46,830	5,25,63,763	5,32,33,777	5,30,46,624	5,23,94,106
Share of Bengal	*39,403,327*	*43,463,497*	*44,573,763*	*40,988,220*	*47,915,961*	*1,78,22,982*	*1,81,70,378*	*1,85,82,739*	*1,14,53,537*	*1,33,17,181*
,, *Bombay*	*89,383,742*	*84,079,338*	*84,320,675*	*93,589,117*	*87,544,672*	*3,58,24,256*	*1,93,92,006*	*2,19,35,103*	*2,17,67,911*	*1,73,83,971*
,, *Sind*	*22,664,832*	*24,312,508*	*24,280,214*	*33,281,669*	*33,224,279*	*83,22,520*	*86,77,197*	*86,69,291*	*1,06,50,517*	*1,10,23,725*
,, *Madras*	*29,331,659*	*30,266,263*	*28,298,287*	*32,495,613*	*33,396,427*	*1,39,24,074*	*1,01,49,057*	*1,09,06,913*	*1,03,09,394*	*1,01,46,669*
,, *Burma*	*6,480,111*	*5,600,327*	*19,259,094*	*28,502,695*	*31,923,647*	*20,26,961*	*19,27,206*	*36,28,615*	*50,23,665*	*72,93,572*
TOTAL	187,783,781	188,223,433	201,331,923	226,787,214	234,008,576	6,69,80,093	5,83,06,839	6,07,16,666	5,93,04,484	5,92,73,055
Mineral Grease including *petroleum jelly (II.G)*—	Lbs.	Lbs.	Lbs.	Lbs.	Lbs.					
United Kingdom (*including* Channel Islands)	1,168,291	1,939,742	1,800,659	1,636,294	1,736,004	2,45,021	3,59,376	3,62,041	3,24,895	3,50,084
Other British Possessions	3,861	16,431	22,697	14,031	9,309	787	3,183	5,074	2,817	1,508
TOTAL BRITISH EMPIRE	1,167,152	1,956,173	1,823,356	1,700,325	1,745,313	2,46,708	3,62,559	3,67,115	3,27,712	3,51,592
Germany	101,924	160,968	170,616	99,017	82,384	24,780	30,071	34,588	23,957	18,483
Netherlands	..	39,079	21,022	4,719	3,587	..	9,678	5,592	1,832	1,202
Belgium	147,044	268,846	163,129	251,516	182,578	41,414	63,690	31,029	45,624	26,160
United States of America— *Vid* Atlantic Coast	1,887,989	2,681,389	2,602,871	3,331,146	2,574,070	4,41,371	4,85,089	4,28,245	5,20,460	3,91,880
,, Pacific ,,	3,447	12,308	41,189	11,479	19,068	868	3,645	5,905	2,411	2,922
Other Foreign Countries	24,624	23,351	27,710	23,342	26,647	5,309	7,002	8,232	6,085	5,879
TOTAL FOREIGN COUNTRIES	2,165,028	3,180,941	3,026,537	3,721,219	2,838,334	5,13,692	6,07,075	5,13,541	6,00,369	4,46,526
Share of Bengal	*1,191,008*	*2,196,507*	*2,127,684*	*2,076,294*	*1,737,079*	*3,16,457*	*4,31,686*	*3,80,706*	*3,23,770*	*3,05,327*
,, *Bombay*	*1,164,925*	*1,389,827*	*1,506,183*	*1,510,421*	*1,444,779*	*3,34,427*	*2,70,356*	*2,76,786*	*2,84,831*	*2,69,959*
,, *Sind*	*451,100*	*713,802*	*600,096*	*913,659*	*676,297*	*91,045*	*1,16,799*	*99,944*	*1,21,462*	*1,11,039*
,, *Madras*	*336,182*	*607,457*	*416,824*	*559,473*	*499,809*	*79,508*	*1,11,181*	*64,296*	*87,326*	*71,731*
,, *Burma*	*179,367*	*179,521*	*300,104*	*361,697*	*226,633*	*46,965*	*40,613*	*58,924*	*1,10,185*	*49,089*
TOTAL	3,332,180	5,087,114	4,849,893	5,421,544	4,583,647	7,60,400	9,69,631	8,80,656	9,28,081	7,09,118
Turkey red oil (II. G)—	Gals.	Gals.	Gals.	Gals.	Gals.					
Total British Empire	4	..	32	618	..	6	..	84	1,111	..
Total Foreign Countries	84	761	898	826	100	249	1,490	1,988	2,215	120
Share of Bombay	*3*	*97*	..	..	..	*4*	*238*	..	..	..
,, *Sind*	..	..	*15*	*638*	..	..	..	*25*	*2,052*	..
,, *Madras*	*86*	*363*	*715*	*120*	..	*251*	*968*	*1,344*	*241*	..
,, *Burma*	..	*301*	*200*	*686*	*100*	..	*290*	*183*	*1,933*	*120*
TOTAL	88	761	930	1,444	100	255	1,490	2,052	3,826	120

No. 10—*continued*

ARTICLES, AND COUNTRIES OF CONSIGNMENT; ALSO SHARE OF EACH PROVINCE	QUANTITY					VALUE				
	1932-33	1933-34	1934-35	1935-36	1936-37	1932-33	1933-34	1934-35	1935-36	1936-37
						Rs	Rs	Rs	Rs	Rs
Oils—*continued*										
Vegetable, non-essential—										
Coconut (II. G)—	Gals.	Gals.	Gals.	Gals.	Gals.					
Ceylon (*excluding* Maldives)	6,619,250	4,527,735	5,504,583	3,346,676	2,203,622	79,28,591	42,99,617	39,47,335	36,84,873	26,87,972
Straits Settlements	1,047,478	1,491,690	2,011,484	5,195,522	5,622,057	12,29,351	14,84,170	15,53,969	53,31,748	64,47,703
Federated Malay States	10,567	1,244	..	..	..	12,465	1,181	..	..	..
Other British Possessions	154	85	274	734	756	201	89	337	563	1,026
TOTAL BRITISH EMPIRE	7,677,449	6,020,754	7,516,341	8,542,932	7,826,435	91,70,608	57,84,957	55,01,641	90,17,183	91,36,701
Java	125,515	..	..	3	..	1,50,170	..	..	3	..
Other Foreign Countries	341	86	1,230	967	73	596	101	1,539	2,021	102
TOTAL FOREIGN COUNTRIES	125,856	86	1,230	970	73	1,50,766	101	1,539	2,024	102
Share of Bengal	*4,716,089*	*4,424,884*	*5,000,402*	*5,913,777*	*5,330,423*	*55,28,384*	*40,43,419*	*31,62,883*	*61,03,699*	*60,68,439*
,, *Orissa*	..	..	..	..	*32,340*	..	..	..	..	*40,819*
,, *Bombay*	*1,873,939*	*294,710*	*260,633*	*76,791*	*96,281*	*19,65,932*	*3,10,369*	*2,16,019*	*84,708*	*1,11,736*
,, *Sind*	*179,495*	*66,301*	*362,168*	*658,138*	*590,365*	*1,88,619*	*59,067*	*3,05,668*	*6,96,583*	*6,91,939*
,, *Madras*	*364,370*	*193,770*	*650,139*	*567,198*	*695,367*	*4,59,144*	*1,75,710*	*4,80,121*	*6,96,530*	*8,73,984*
,, *Burma*	*969,482*	*1,042,175*	*1,244,229*	*1,327,998*	*1,081,827*	*11,85,174*	*11,45,993*	*13,38,489*	*14,37,692*	*13,49,846*
TOTAL	7,803,305	6,020,840	7,517,571	8,543,902	7,826,503	98,21,374	57,35,055	55,03,180	90,19,207	91,36,803
Groundnut (II. G)—	Gals.	Gals.	Gals.	Gals.	Gals.					
Ceylon (*excluding* Maldives)	..	9,944	..	..	..	..	7,155	..	..	..
Other British Possessions	2,028	974	877	1,600	1,343	3,797	1,831	1,389	2,466	1,977
TOTAL BRITISH EMPIRE	2,028	10,918	877	1,600	1,343	3,797	8,986	1,389	2,466	1,977
TOTAL FOREIGN COUNTRIES	635	648	..	64	12	1,323	566	..	243	20
Share of Bengal	*603*	*9,943*	..	..	..	*1,336*	*7,217*	..	..	..
,, *Bombay*	*673*	*611*	..	*437*	*19*	*1,125*	*470*	..	*669*	*20*
,, *Sind*	..	*13*	..	*2*	..	..	*43*	..	*14*	..
,, *Burma*	*1,387*	*994*	*877*	*1,225*	*1,343*	*2,709*	*1,883*	*1,389*	*2,026*	*1,977*
TOTAL	2,663	11,566	877	1,664	1,355	5,120	9,552	1,389	2,709	1,997
Linseed (II. G)—	Gals.	Gals.	Gals.	Gals.	Gals.					
United Kingdom (*including* Channel Islands)	172,409	151,599	157,875	135,262	142,380	4,39,758	3,90,326	3,23,520	3,25,158	3,52,689
Other British Possessions	402	408	813	726	953	1,000	798	1,480	1,389	1,721
TOTAL BRITISH EMPIRE	172,811	152,007	158,688	135,988	143,333	4,40,758	3,91,124	3,90,070	3,26,547	3,54,410
TOTAL FOREIGN COUNTRIES	1,784	109	398	823	185	4,492	228	627	571	444
Share of Bengal	*1,408*	*645*	*1,383*	*1,809*	*1,761*	*3,795*	*1,463*	*2,954*	*4,045*	*3,847*
,, *Bombay*	*120,579*	*117,535*	*118,385*	*102,653*	*108,585*	*3,25,377*	*3,21,388*	*3,04,043*	*2,54,348*	*2,76,911*
,, *Sind*	*30,479*	*19,296*	*22,043*	*18,574*	*20,760*	*80,006*	*37,214*	*45,161*	*39,513*	*44,279*
,, *Madras*	*17,021*	*10,938*	*13,454*	*11,429*	*11,215*	*42,801*	*23,207*	*28,935*	*24,501*	*26,998*
,, *Burma*	*5,108*	*3,702*	*3,921*	*1,846*	*1,917*	*12,771*	*5,056*	*9,526*	*4,212*	*2,328*
TOTAL	174,595	152,116	159,086	136,311	143,518	4,45,250	3,91,352	3,90,697	3,27,118	3,54,854

No. 10--*continued*

ARTICLES, AND COUNTRIES OF CONSIGNMENT; ALSO SHARE OF EACH PROVINCE	QUANTITY					VALUE				
	1932-33	1933-34	1934-35	1935-36	1936-37	1932-33	1933-34	1934-35	1935-36	1936-37
						R	R	R	R	R
Oils—*continued*										
Vegetable, non-essential—continued										
Other sorts (H. O)—	Gals.	Gals.	Gals.	Gals.	Gals.					
United Kingdom (*including* Channel Islands)	15,702	26,323	7,556	10,752	5,234	22,290	36,292	16,087	22,967	16,105
Straits Settlements	57,327	37,859	157,767	551,956	707,091	51,089	33,378	1,28,385	5,80,452	8,93,929
Federated Malay States	10,507	16,545	39,028	118,888	15,458	9,356	13,665	30,199	1,08,407	17,795
Hongkong	5,655	5,575	3,009	1,778	2,163	10,416	10,269	5,890	3,702	3,778
Gambia	..	..	11,200	..	28	..	..	8,777	..	30
Nigeria (*including* British Mandated Territory of Cameroons)	..	..	52,537	..	..	..	..	38,748	..	..
Other British Possessions	580	105	1,865	109	586	2,050	721	2,348	490	1,570
TOTAL BRITISH EMPIRE	89,771	86,407	272,962	683,483	820,555	96,207	94,326	3,29,934	7,11,013	9,33,207
Denmark	1,850	92	6,666	..	..	3,188	487	10,522	..	..
Netherlands	931	671	54,558	33,522	33,878	2,014	4,295	60,097	47,839	53,732
Belgium	36,818	70,959	21,335	38,256	26,787	42,365	69,562	20,580	53,444	38,008
France	3,945	10,577	9,008	14,394	9,033	15,381	30,119	24,032	43,423	32,634
Italy (*including* Fiume)	2,243	1,148	2,601	1,859	326	12,179	5,050	10,711	6,737	1,477
Greece (*including* Crete)	..	224	..	1,427	546	..	676	..	5,106	1,830
Sumatra	22	..	230,397	46,095	27,626	29	..	1,41,433	44,060	29,752
Java	3,659	451	51,290	62	21	3,170	374	46,586	78	40
Japan	3,238	2,855	2,117	2,117	10,065	5,013	5,232	3,556	4,702	7,848
China (*exclusive* of Hongkong and Macão)	18,737	17,956	16,344	30,520	29,585	24,025	32,311	37,694	1,12,929	70,820
United States of America—										
Vid Atlantic Coast	9,285	4,475	693	2,156	94	24,878	9,500	1,864	4,806	445
„ Pacific „	322	42	..	8	1,445	964	47	..	49	824
Other Foreign Countries	541	2,562	148	251	675	4,700	4,499	855	1,752	3,813
TOTAL FOREIGN COUNTRIES	81,586	112,012	395,152	170,667	140,081	1,47,901	1,62,142	3,57,930	3,24,920	2,41,223
Share of Bengal	*79,996*	*117,883*	*313,585*	*315,316*	*355,052*	*1,34,661*	*1,43,635*	*3,04,603*	*4,64,765*	*4,88,949*
„ *Bombay*	*4,166*	*17,320*	*211,252*	*493,276*	*559,072*	*10,061*	*41,282*	*1,53,129*	*5,10,121*	*6,21,421*
„ *Sind*	*4,329*	*2,481*	*1,206*	*798*	*411*	*10,304*	*5,863*	*4,662*	*2,943*	*2,908*
„ *Madras*	*3,055*	*6,485*	*6,164*	*10,812*	*5,756*	*11,616*	*14,549*	*12,210*	*18,205*	*11,332*
„ *Burma*	*74,811*	*54,250*	*135,907*	*33,948*	*40,345*	*77,466*	*51,739*	*1,13,260*	*39,904*	*49,820*
TOTAL	171,357	198,419	668,114	854,150	960,636	2,44,108	2,56,468	5,87,864	10,35,938	11,74,430
Total of Vegetable, non-essential—	Gals.	Gals.	Gals.	Gals.	Gals.					
United Kingdom (*including* Channel Islands)	188,210	177,049	165,437	146,014	147,705	4,63,174	4,26,704	4,04,690	3,48,158	3,68 995
Ceylon (*excluding* Maldives)	6,619,920	4,537,922	5,505,479	3,347,345	2,203,676	79,30,780	48,07,676	39,49,398	26,86,458	26,88,307
Straits Settlements	1,105,834	1,530,588	2,170,024	5,748,546	6,420,227	12,82,538	14,69,476	16,83,518	59,13,790	73,43,192
Federated Malay States	21,074	17,789	39,028	118,888	15,458	21,821	14,846	30,199	1,08,407	17,795
Hongkong	6,064	5,626	3,176	3,151	2,542	11,168	10,354	5,672	5,271	4,373
Gambia	..	..	11,200	..	28	..	..	8,777	..	30
Nigeria (*excluding* British Mandated Territory of Cameroons)	..	..	52,537	..	..	..	..	38,749	..	..
Other British Possessions	957	212	1,287	59	2,035	1,894	337	2,032	139	3,503
TOTAL BRITISH EMPIRE	7,942,059	6,270,086	7,948,868	9,364,003	8,791,666	97,11,370	62,29,393	61,23,034	1,00,57,214	1,04,26,295
Denmark	2,158	92	7,816	..	..	3,734	487	11,909	..	..
Netherlands	2,252	721	54,558	33,522	33,878	5,186	4,350	60,097	47,839	53,732
Belgium	36,818	70,959	21,335	38,256	26,787	42,380	69,596	20,580	53,444	38,008
France	3,945	10,577	9,108	14,446	9,033	15,381	30,119	24,323	43,636	32,634
Italy (*including* Fiume)	2,245	1,148	2,601	1,859	326	12,186	5,050	10,711	6,737	1,477
Greece (*including* Crete)	..	224	..	1,427	546	..	676	..	5,106	1,830
Sumatra	22	..	230,397	46,095	27,626	29	..	1,41,433	44,060	29,752
Java	129,199	451	51,290	146	71	1,53,415	374	46,586	208	180
Japan	3,358	2,893	2,177	2,181	10,066	5,280	5,312	3,637	4,881	7,850
China (*exclusive* of Hongkong and Macão)	19,309	17,980	16,344	30,584	29,597	25,889	32,365	37,694	1,13,068	70,840
United States of America—										
Vid Atlantic Coast	9,285	4,475	693	2,156	95	24,878	9,500	1,864	4,806	451
„ Pacific „	574	42	..	8	1,445	1,703	47	..	49	824
Other Foreign Countries	636	3,233	461	1,344	881	4,969	5,161	1,262	3,979	4,211
TOTAL FOREIGN COUNTRIES	209,861	112 855	396,780	172,024	140,351	3,04,482	1,66,037	3,60,096	3,27,758	[2,41,789

No. 10—*continued*

ARTICLES, AND COUNTRIES OF CONSIGNMENT; ALSO SHARE OF EACH PROVINCE	QUANTITY					VALUE				
	1932-33	1933-34	1934-35	1935-36	1936-37	1932-33	1933-34	1934-35	1935-36	1936-37
						R	R	R	R	R
Oils—*continued*										
Vegetable, non-essential—concluded										
Total of Vegetable, non-essential—*continued*	Gals.	Gals.	Gals.	Gals.	Gals.					
Share of Bengal	*4,798,096*	*4,553,360*	*5,315,370*	*6,230,902*	*5,687,241*	*56,63,096*	*41,95,784*	*34,70,470*	*65,73,509*	*65,61,235*
„ *Orissa*	..	..	..	..	*32,340*	..	..	..	..	*40,810*
„ *Bombay*	*1,699,357*	*430,176*	*590,170*	*673,157*	*763,930*	*23,02,146*	*6,74,093*	*6,73,191*	*8,50,341*	*10,10,087*
„ *Sind*	*214,233*	*87,091*	*385,417*	*677,512*	*611,436*	*2,58,939*	*1,01,586*	*3,55,491*	*7,39,052*	*7,39,167*
„ *Madras*	*389,446*	*211,193*	*669,757*	*589,439*	*712,338*	*5,13,561*	*2,13,466*	*5,21,314*	*7,39,236*	*9,12,314*
„ *Burma*	*1,050,788*	*1,101,121*	*1,384,934*	*1,365,017*	*1,124,732*	*12,78,120*	*12,07,641*	*14,62,664*	*14,83,334*	*14,04,471*
TOTAL	8,151,920	6,382,941	8,345,643	9,536,027	8,932,017	1,00 15,852	68,92,430	64,83,180	1,03,84,972	1,06,68,084
Total of Oils—										
United Kingdom (*including* Channel Islands)	—	—	—	—	—	37,90,209	40,75,492	45,57,070	41,28,981	43,07,167
Palestine	—	—	—	—	—	420	..	..	..	6,341
Ceylon (*excluding* Maldives)	—	—	—	—	—	30,10,464	43,87,912	40,56,374	37,87,588	27,42,603
Straits Settlements	—	—	—	—	—	13,34,893	15,39,504	22,59,259	64,55,823	37,86,011
Federated Malay States	—	—	—	—	—	22,109	14,846	30,199	1,03,407	17,795
British Borneo	—	—	—	—	—	25,29,003	26,77,305	34,30,497	25,31,765	22,94,440
Hongkong	—	—	—	—	—	21,448	24,560	15,907	17,893	23,982
Gambia	—	—	—	—	—	..	..	8,777	..	30
Nigeria (*including* Br. Mandated Territory of Cameroons)	—	—	—	—	—	..	..	38,748	..	..
Commonwealth of Australia	—	—	—	—	—	9,045	8,384	9,679	8,943	10,276
Other British Possessions	—	—	—	—	—	2,493	1,289	2,902	5,125	2,795
TOTAL BRITISH EMPIRE	—	—	—	—	—	1,57,29,164	1,27,29,292	1,44,09,412	1,70,39,525	1,81,91,641
U. S. S. R.—										
Northern	—	—	—	—	—	..	145	..	..	..
Southern	—	—	—	—	—	1,72,90,167	1,38,89,630	1,51,16,709	1,58,22,271	1,20,92,395
Sweden	—	—	—	—	—	6,669	6,521	4,783	5,735	7,979
Norway	—	—	—	—	—	75,797	54,458	11,413	4,075	6,909
Denmark	—	—	—	—	—	3,20,502	47,399	55,094	28,392	30,416
Germany	—	—	—	—	—	15,91,427	7,74,125	9,22,759	15,06,612	23,31,778
Netherlands	—	—	—	—	—	2,51,312	2,09,084	3,03,563	3,07,249	3,01,078
Belgium	—	—	—	—	—	11,76,723	3,22,202	2,44,193	1,20,778	5,10,157
France	—	—	—	—	—	2,10,073	2,45,205	2,77,436	3,71,373	3,38,999
Switzerland	—	—	—	—	—	31,045	33 232	38,370	53,136	72,287
Italy (*including* Fiume)	—	—	—	—	—	42,593	36,710	40,575	48,510	5,513
Roumania	—	—	—	—	—	34,27,663	51,99,740	8,98,386	2,91,800	3,45,421
Greece (*including* Crete)	—	—	—		—	7	676	..	5,106	1,830
Maskat Territory and Trucial Oman	—	—	—	—	—	5,041	932	295	1,404	1,558
Iraq	—	—	—	—	—	132	787	598	1,369	32,880
Iran	—	—	—	—	—	1,67,36,278	1,22,41,757	1,85,49,767	2,12,95,989	2,04,50,683
Sumatra	—	—	—	—	—	10,62,221	13,43,998	44,64,488	17,46,444	53,50,715
Java	—	—	—	—	—	3,97,645	18,55,346	3,59,490	35,820	43,399
Borneo (Dutch)	—	—	—	—	—	43,74,233	32,05,602	29,87,550	30,88,451	23,17,439
Dutch New Guinea	—	—	—	—	—	16,80,584	..	..	..	..
Celebes and other Islands	—	—	—	—	—	8,20,909	376	1,210	245	..
Siam	—	—	—	—	—	12	5,192	73	4	134
Japan	—	—	—	—	—	5,17,831	5,48,231	2,40,693	3,12,921	2,88,900
China (*exclusive* of Hongkong and Macão)	—	—	—	—	—	50,923	40,893	43,174	1,30,137	78,108
Egypt	—	—	—	—	—	13,288	217	1,928	39	3,718
Reunion	—	—	—	—	—	..	3,66,772	..	..	..
United States of America—										
Via Atlantic Coast	—	—	—	—	—	1,27,15,205	1,13,51,486	1,02,46,951	88,83,645	88,03,957
„ Pacific „	—	—	—	—	—	9,07,822	10,34,210	5,91,179	13,46,179	9,14,658
Other Foreign Countries	—	—	—	—	—	3,016	3,167	3,501	7,451	4,595
TOTAL FOREIGN COUNTRIES	—	—	—	—	—	6,42,72,128	5,48,18,040	5,53,09,223	5,54,14,630	5,43,35,506

No. 10—*continued*

ARTICLES, AND COUNTRIES OF CONSIGNMENT; ALSO SHARE OF EACH PROVINCE	QUANTITY					VALUE				
	1932-33	1933-34	1934-35	1935-36	1936-37	1932-33	1933-34	1934-35	1935-36	1936-37
						R	R	R	R	R
Oils—*concluded*										
Total *of Oils*—continued										
Share of Bengal	—	—	—	—	—	*2,47,22,173*	*2,36,11,155*	*2,01,10,202*	*1,91,09,569*	*2,08,94,556*
,, *Orissa*	—	—	—	—	—	..	..	..	..	*40,819*
,, *Bombay*	—	—	—	—	—	*2,39,28,618*	*2,07,45,901*	*2,34,39,943*	*2,35,44,070*	*1,92,36,877*
,, *Sind*	—	—	—	—	—	*88,73,264*	*91,70,387*	*93,06,136*	*1,17,63,860*	*1,20,25,815*
,, *Madras*	—	—	—	—	—	*1,38,73,420*	*1,07,05,496*	*1,16,15,155*	*1,13,00,691*	*1,15,54,669*
,, *Burma*	—	—	—	—	—	*36,09,812*	*33,14,399*	*52,47,199*	*67,42,985*	*87,84,920*
TOTAL	—	—	—	—	—	8,00,01,287	6,75,47,338	6,97,18,635	7,24,54,155	7,25,27,147
Oilcakes (H. H)—	Tons	Tons	Tons	Tons	Tons					
TOTAL BRITISH EMPIRE	9	9	9	5	66	464	427	739	205	4,128
Maskat Territory and Trucial Oman	..	..	..	..	..	..	..	..	1	..
Share of Bengal	..	..	..	..	*50*	..	..	..	..	*3,416*
,, *Bombay*	..	..	*6*	..	*1*	..	..	*535*	..	*171*
,, *Sind*	..	..	..	..	..	..	..	..	*1*	..
,, *Madras*	*9*	*9*	*3*	*5*	*15*	*463*	*427*	*154*	*205*	*547*
,, *Burma*	..	..	..	..	..	*1*	..	..	..	..
TOTAL	9	9	9	5	66	464	427	739	206	4,128
Oil-cloth and Floor cloth (ILL. U)—	Sq. yards	Sq. yards	Sq. yards	Sq. yards	Sq. yards					
United Kingdom (*including* Channel Islands)	414,136	434,500	538,944	460,921	463,093	3,63,945	3,65,028	4,03,701	3,38,382	3,33,121
Ceylon (*excluding* Maldives)	92	118	3,623	164	2	66	87	5,327	158	3
Other British Possessions	114	20	1,529	3,144	29	116	20	824	3,797	31
TOTAL BRITISH EMPIRE	414,342	434,638	539,096	464,229	463,124	3,64,127	3,65,130	4,09,852	3,42,337	3,33,155
Poland (*including* Danzig)	..	..	..	..	84,110	..	..	..	..	44,641
Germany	140,848	86,018	75,798	79,427	67,050	74,920	36,196	45,553	31,423	27,111
Belgium	16,780	78,774	169,490	196,608	183,443	12,169	48,723	98,919	1,17,725	1,07,478
France	46,330	24,980	55,948	48,571	24,486	26,802	17,834	33,344	30,829	14,205
Czechoslovakia	2,095	988	..	12,380	8,013	6,354	627	..	7,210	5,579
Japan	1,508	11,357	19,306	57,760	60,107	1,462	6,588	7,770	22,161	23,461
United States of America—										
Vid Atlantic Coast	310,399	214,202	184,597	199,234	172,579	1,99,985	1,03,223	1,05,704	1,09,711	86,844
,, Pacific ,,	801	1,228	1,252	6,624	1,830	253	639	492	7,741	2,440
Other Foreign Countries	11,329	2,693	29	16	733	6,540	1,698	68	20	641
TOTAL FOREIGN COUNTRIES	529,590	420,235	506,420	595,620	602,351	3,38,485	2,15,528	2,96,855	3,26,820	3,12,400
Share of Bengal	*202,148*	*146,386*	*184,192*	*218,181*	*213,550*	*1,51,012*	*1,08,405*	*1,60,946*	*1,56,149*	*1,47,448*
,, *Bombay*	*376,146*	*392,121*	*516,943*	*488,575*	*487,319*	*2,93,079*	*2,73,025*	*3,22,714*	*3,05,758*	*2,93,724*
,, *Sind*	*90,376*	*87,691*	*108,794*	*109,319*	*132,600*	*72,181*	*73,962*	*88,603*	*82,407*	*85,098*
,, *Madras*	*76,884*	*83,778*	*48,196*	*70,430*	*80,556*	*64,688*	*82,593*	*88,493*	*46,846*	*49,640*
,, *Burma*	*198,380*	*204,897*	*187,391*	*173,344*	*151,450*	*1,21,052*	*97,073*	*96,951*	*78,497*	*69,645*
TOTAL	943,932	854,873	1,045,516	1,059,849	1,065,475	7,02,612	5,80,958	7,06,707	6,69,157	6,45,555

No. 10—*continued*

ARTICLES, AND COUNTRIES OF CONSIGNMENT; ALSO SHARE OF EACH PROVINCE	QUANTITY					VALUE				
	1932-33	1933-34	1934-35	1935-36	1936-37	1932-33	1933-34	1934-35	1935-36	1936-37
Opium (III. C)—	Lbs.	Lbs.	Lbs.	Lbs.	Lbs.	R	R	R	R	R
United Kingdom (*including* Channel Islands)	4	3	..	2	..	225	179	229	487	82
TOTAL FOREIGN COUNTRIES	4	2	10	10	18	991	513	1,642	1,121	1,040
Share of Bombay	..	..	..	..	..	..	*68*	..	..	..
„ *Sind*	*8*	*5*	*10*	*12*	*18*	*1,216*	*624*	*1,871*	*1,608*	*1,122*
TOTAL	8	5	10	12	18	1,216	692	1,871	1,608	1,122
Packing, engine and boiler, of all kinds (*excluding* asbestos) (III. D)—										
United Kingdom (*including* Channel Islands)	—	—	—	—	—	2,25,374	2,65,011	3,21,154	3,18,469	3,59,661
Other British Possessions	—	—	—	—	—	974	807	66	743	729
TOTAL BRITISH EMPIRE	—	—	—	—	—	2,26,348	2,65,818	3,21,220	3,19,212	3,60,390
Netherlands	—	—	—	—	—	1,094	4,947	9,899	46	100
Belgium	—	—	—	—	—	126	429	4,258	9,953	936
France	—	—	—	—	—	7,191	601	1,828	7,537	458
United States of America—										
Vid Atlantic Coast	—	—	—	—	—	10,562	8,911	18,073	21,610	12,095
„ Pacific „	—	—	—	—	—	..	..	..	..	1,477
Other Foreign Countries	—	—	—	—	—	3,882	5,591	9,191	8,708	6,859
TOTAL FOREIGN COUNTRIES	—	—	—	—	—	22,855	20,479	43,244	47,854	22,825
Share of Bengal	—	—	—	—	—	*1,29,928*	*1,62,997*	*2,16,616*	*2,01,112*	*2,18,428*
„ *Bombay*	—	—	—	—	—	*53,317*	*57,725*	*61,885*	*88,265*	*88,016*
„ *Sind*	—	—	—	—	—	*8,338*	*6,135*	*12,413*	*14,461*	*8,719*
„ *Madras*	—	—	—	—	—	*23,816*	*31,467*	*36,381*	*30,149*	*35,533*
„ *Burma*	—	—	—	—	—	*33,304*	*27,983*	*37,164*	*33,079*	*32,520*
TOTAL	—	—	—	—	—	2,49,203	2,86,297	3,64,464	3,67,066	3,83,215
Paints and Painters' materials—										
Paints and Colours—										
Barytes (III. E)—	Cwts.	Cwts.	Cwts.	Cwts.	Cwts.					
United Kingdom (*including* Channel Islands)	99	816	196	120	377	899	8,411	3,040	982	4,803
Germany	10,085	27,598	13,043	4,462	6,728	29,980	64,733	41,289	13,545	18,337
Netherlands	3,539	41	..	..	..	8,255	131	..	..	..
Belgium	24,634	19,686	6,051	..	..	50,280	41,111	21,244	..	..
Italy (*including* Fiume)	518	10,080	28,038	8,875	300	1,394	28,778	78,669	22,070	703
Other Foreign Countries	200	..	139	1	36	508	..	359	27	230
TOTAL FOREIGN COUNTRIES	38,976	57,405	48,171	13,338	7,064	91,017	1,34,753	1,36,561	35,642	19,320

No. 10—*continued*

ARTICLES, AND COUNTRIES OF CONSIGNMENT: ALSO SHARE OF EACH PROVINCE	QUANTITY					VALUE				
	1932-33	1933-34	1934-35	1935-36	1936-37	1932-33	1933-34	1934-35	1935-36	1936-37
						R	R	R	R	R
Paints and Painters' materials—*continued*										
Paints and Colours—continued										
Barytes (III. E)—continued	Cwts.	Cwts.	Cwts.	Cwts.	Cwts.					
Share of Bengal	*7,941*	*10,677*	*10,978*	*1,142*	*5,618*	*16,816*	*27,398*	*44,038*	*5,099*	*18,849*
„ *Bombay*	*10,168*	*8,808*	*31,803*	*6,661*	*856*	*29,816*	*22,071*	*80,372*	*17,213*	*2,904*
„ *Sind*	*19*	*38*	*1,206*	*5,593*	*307*	*174*	*1,199*	*3,568*	*14,105*	*1,976*
„ *Madras*	*611*	*140*	*65*	*62*	*160*	*2,223*	*542*	*253*	*192*	*394*
„ *Burma*	*20,336*	*33,508*	*4,921*	..	..	*42,887*	*81,974*	*11,375*	*15*	..
TOTAL	39,075	58,221	48,367	13,458	7,441	91,016	1,43,184	1,39,601	36,624	24,123
Blue paint or Paris blue (III. E)—	Cwts.	Cwts.	Cwts.	Cwts.	Cwts.					
United Kingdom (*including* Channel Islands)	8,831	12,068	10,020	11,671	9,947	3,40,232	3,85,389	3,97,274	4,76,922	4,10,988
Straits Settlements	..	1	..	..	..	1	60	..	..	18
TOTAL BRITISH EMPIRE	8,831	12,069	10,020	11,671	9,947	3,40,233	3,85,449	3,97,274	4,76,922	4,11,006
Germany	4,427	3,919	4,010	4,965	3,588	2,65,490	2,27,149	2,32,106	2,79,993	1,77,672
Netherlands	834	977	891	571	486	30,313	28,257	33,540	14,832	18,139
Belgium	727	944	782	797	870	20,008	26,478	19,527	24,866	21,904
Czechoslovakia	65	103	340	193	182	1,739	3,724	9,547	5,310	2,861
Other Foreign Countries	38	24	51	9	18	1,440	1,123	3,010	778	894
TOTAL FOREIGN COUNTRIES	6,091	5,967	6,074	6,535	5,094	3,18,990	3,86,726	2,97,730	3,25,774	2,21,470
Share of Bengal	*2,966*	*2,814*	*2,496*	*4,519*	*3,358*	*1,53,382*	*1,46,181*	*1,41,020*	*2,27,823*	*1,64,240*
„ *Bombay*	*4,783*	*7,455*	*5,678*	*5,417*	*5,022*	*1,53,243*	*1,95,809*	*2,17,630*	*2,08,832*	*1,76,214*
„ *Sind*	*3,823*	*3,932*	*3,819*	*3,735*	*3,587*	*1,56,785*	*1,47,823*	*1,61,253*	*1,65,544*	*1,53,240*
„ *Madras*	*1,951*	*1,779*	*2,079*	*2,461*	*1,904*	*1,01,805*	*93,135*	*96,201*	*1,15,788*	*87,094*
„ *Burma*	*1,399*	*2,056*	*1,823*	*2,054*	*1,170*	*64,093*	*89,174*	*73,850*	*84,719*	*50,988*
TOTAL	14,922	18,036	16,094	18,206	15,041	6,59,228	6,72,175	6,95,004	8,02,696	6,32,476
Graphite (III. E)—	Cwts.	Cwts.	Cwts.	Cwts.	Cwts.					
United Kingdom (*including* Channel Islands)	2,118	2,664	3,313	3,204	2,825	47,023	67,630	76,061	66,878	58,364
Ceylon (*excluding* Maldives)	6,470	5,885	6,023	5,763	6,353	39,017	35,925	42,333	41,574	47,618
Other British Possessions	24	38	7	2	1	208	1,743	55	15	51
TOTAL BRITISH EMPIRE	8,612	8,587	9,343	8,969	9,179	86,248	1,05,298	1,18,474	1,08,467	1,06,033
Germany	293	219	227	117	143	5,725	3,263	4,282	1,902	1,534
United States of America—Atlantic Coast	410	281	336	693	723	25,343	10,459	12,987	20,099	20,962
„ Pacific „	..	36	78	..	..	..	795	1,141	..	..
Other Foreign Countries	153	681	525	848	524	1,022	4,597	4,210	3,716	2,907
TOTAL FOREIGN COUNTRIES	856	1,217	1,161	1,658	1,390	30,090	19,114	22,626	26,617	25,403
Share of Bengal	*5,012*	*5,626*	*5,706*	*6,054*	*6,832*	*45,025*	*51,733*	*56,628*	*67,947*	*70,446*
„ *Bombay*	*3,128*	*2,719*	*2,992*	*3,139*	*1,723*	*46,017*	*44,005*	*34,611*	*40,553*	*23,466*
„ *Sind*	*166*	*355*	*315*	*171*	*662*	*2,718*	*4,337*	*5,190*	*3,595*	*7,350*
„ *Madras*	*598*	*675*	*924*	*902*	*1,119*	*14,452*	*17,926*	*25,932*	*25,789*	*25,812*
„ *Burma*	*569*	*419*	*572*	*361*	*234*	*8,126*	*6,411*	*8,839*	*7,200*	*3,862*
TOTAL	9,468	9,804	10,509	10,627	10,569	1,16,338	1,24,412	1,41,100	1,35,084	1,31,436
Red lead—										
Genuine, dry (III. E)—	Cwts.	Cwts.	Cwts.	Cwts.	Cwts.					
United Kingdom (*including* Channel Islands)	7,224	12,453	13,874	10,124	4,338	1,28,612	1,94,958	2,13,559	1,65,331	91,070
Other British Possessions	14	2	..	19	7	189	47	..	316	119
TOTAL BRITISH EMPIRE	7,238	12,455	13,874	10,143	4,345	1,28,801	1,95,005	2,13,559	1,65,647	91,189

No. 10—*continued*

ARTICLES, AND COUNTRIES OF CONSIGNMENT; ALSO SHARE OF EACH PROVINCE	QUANTITY					VALUE				
	1932-33	1933-43	1934-35	1935-36	1936-37	1932-33	1933-34	1934-35	1935-36	1936-37
						R	R	R	R	R
Paints and Painters' materials—*continued*										
Paints and Colours—continued										
Red lead—*continued*										
Genuine, dry (III. E)—*contd.*	Cwts.	Cwts.	Cwts.	Cwts.	Cwts.					
Germany	912	105	675	169	125	13,220	1,475	6,211	3,230	1,735
Belgium	535	219	211	125	..	5,333	2,674	1,769	982	..
Italy (*including* Fiume)	1,783	1,195	822	3,312	..	26,348	15,148	10,076	37,701	..
Japan	28,982	11,046	18,079	22,912	11,083	3,04,244	1,13,463	1,90,850	3,02,830	1,61,127
Other Foreign Countries	118	148	9	100	20	2,193	2,212	123	1,809	219
TOTAL FOREIGN COUNTRIES	32,330	12,713	19,796	26,618	11,228	3,51,338	1,34,972	2,09,029	3,46,502	1,63,080
Share of Bengal	*23,650*	*10,629*	*16,935*	*20,502*	*6,646*	*2,48,716*	*1,37,052*	*1,92,778*	*2,64,499*	*98,456*
,, *Bombay*	*10,683*	*10,323*	*10,884*	*10,641*	*5,352*	*1,38,064*	*1,25,583*	*1,40,108*	*1,56,950*	*91,282*
,, *Sind*	*1,162*	*554*	*332*	*590*	*1,003*	*19,982*	*8,377*	*11,303*	*7,790*	*14,107*
,, *Madras*	*783*	*795*	*1,703*	*656*	*634*	*13,378*	*12,160*	*25,696*	*9,386*	*13,102*
,, *Burma*	*3,290*	*2,867*	*4,331*	*4,372*	*1,833*	*60,548*	*46,855*	*52,703*	*73,524*	*38,322*
TOTAL	39,568	25,168	33,670	36,761	15,573	4,80,189	3,29,977	4,22,588	5,12,149	2,54,269
Reduced, dry (III. B)—	Cwts.	Cwts.	Cwts.	Cwts.	Cwts.					
TOTAL BRITISH EMPIRE	35	51	168	418	61	618	998	2,746	4,732	1,305
Belgium	1,601	50	20	..	15	13,866	476	179	..	124
Japan	130	100	2,567	3,025	1,679	1,351	1,020	33,096	29,412	18,038
Other Foreign Countries	200	..	40	..	91	2,084	..	611	..	1,413
TOTAL FOREIGN COUNTRIES	1,931	150	2,627	3,025	1,785	17,301	1,496	33,886	29,412	19,575
Share of Bengal	..	*18*	*2,728*	*3,438*	*1,827*	..	*358*	*35,689*	*33,961*	*20,697*
,, *Bombay*	*1,931*	*100*	..	..	..	*17,160*	*1,020*	..	..	..
,, *Sind*	*10*	*50*	*20*	..	*15*	*141*	*476*	*179*	..	*124*
,, *Madras*	*3*	*23*	*4*	..	..	*67*	*463*	*69*	*3*	..
,, *Burma*	*24*	*10*	*43*	*15*	*4*	*551*	*179*	*695*	*181*	*59*
TOTAL	1,967	201	3,795	3,448	1,846	17,919	2,489	36,632	34,144	20,880
White lead—	Cwts.	Cwts.	Cwts.	Cwts.	Cwts.					
Genuine, dry (III. E)—										
United Kingdom (*including* Channel Islands)	6,287	6,439	7,070	7,990	5,438	1,47,872	1,41,041	1,54,298	1,80,983	1,33,339
Other British Possessions	2	4	8	7	..	54	95	187	175	..
TOTAL BRITISH EMPIRE	6,289	6,443	7,078	7,997	5,438	1,47,926	1,42,036	1,54,485	1,81,158	1,33,339

No. 10—*continued*

ARTICLES, AND COUNTRIES OF CONSIGNMENT; ALSO SHARE OF EACH PROVINCE	QUANTITY					VALUE				
	1932-33	1933-34	1934-35	1935-36	1936-37	1932-33	1933-34	1934-35	1935-36	1936-37
						R	R	R	R	R
Paints and Painters' materials—*continued*										
Paints and Colours—continued										
White lead—*continued*										
Genuine, dry (III. E)—*continued*	Cwts.	Cwts.	Cwts.	Cwts.	Cwts.					
Italy (*including* Fiume) .	531	925	2,900	1,640	700	9,720	17,818	44,928	25,604	13,679
Japan	1,596	4,012	1,742	1,725	7,116	24,644	63,482	26,447	27,302	1,19,791
China (*exclusive* of Hong-kong and Macao) . .	..	..	..	4	395	..	..	..	18	5,246
United States of America—*Vid* Atlantic Coast .	..	..	..	999	..	..	..	..	16,279	..
„ Pacific „ . .	..	..	2	..	..	..	..	66	..	..
Other Foreign Countries .	27	121	10	300	40	562	2,135	234	4,891	1,124
TOTAL FOREIGN COUNTRIES	2,154	5,058	4,654	4,668	8,151	34,926	83,435	71,675	74,244	1,39,840
Share of Bengal . .	*5,334*	*5,966*	*5,456*	*8,711*	*9,818*	*1,08,501*	*1,17,008*	*1,09,987*	*1,68,773*	*1,80,566*
„ *Bombay* . .	*2,063*	*4,721*	*5,644*	*2,712*	*2,838*	*44,448*	*35,697*	*99,127*	*53,734*	*65,455*
„ *Sind* . . .	*115*	*66*	*103*	*76*	*36*	*3,939*	*2,167*	*2,919*	*2,636*	*2,965*
„ *Madras* . .	*235*	*181*	*70*	*466*	*116*	*3,320*	*5,156*	*2,032*	*11,757*	*3,965*
„ *Burma* . .	*646*	*587*	*459*	*700*	*731*	*17,644*	*15,543*	*18,095*	*18,502*	*20,228*
TOTAL .	8,443	11,501	11,732	12,665	13,589	1,82,852	2,26,471	2,26,160	2,55,402	2,73,179
Reduced, dry (III. E)—	Cwts.	Cwts.	Cwts.	Cwts.	Cwts.					
TOTAL BRITISH EMPIRE	15	25	55	7	2	864	686	1,626	167	95
Japan	625	..	..	200	..	7,098	..	..	2,707	..
United States of America—*Vid* Atlantic Coast .	..	..	..	704	..	..	..	..	11,423	..
Other Foreign Countries .	34	5	1	..	64	571	81	14	..	665
TOTAL FOREIGN COUNTRIES	659	5	1	904	64	7,669	81	14	14,220	665
Share of Bengal . .	*626*	*14*	..	*905*	..	*7,098*	*298*	*18*	*14,287*	..
„ *Bombay* . .	*6*	..	*27*	..	..	*532*	..	*813*	..	..
„ *Sind* . . .	*27*	*6*	*5*	*6*	*4*	*432*	*109*	*139*	*109*	*60*
„ *Madras* . .	*6*	*10*	*2*	..	*62*	*310*	*360*	*79*	*21*	*700*
„ *Burma* . .	..	..	*22*	..	..	..	..	*597*	..	..
TOTAL .	674	30	56	911	66	8,528	767	1,640	14,887	760
Genuine, moist (III. E)—	Cwts.	Cwts.	Cwts.	Cwts.	Cwts.					
United Kingdom (*including* Channel Islands) . .	3,180	3,321	2,001	2,823	2,411	70,936	75,002	46,090	61,552	59,590
Other British Possessions .	3	..	7	27	6	81	10	191	678	168
TOTAL BRITISH EMPIRE	3,183	3,321	2,008	2,850	2,417	71,017	75,012	46,281	62,230	59,758
Japan	21	257	603	30	315	361	4,375	8,407	518	5,420
Other Foreign Countries .	..	..	8	204	..	..	..	283	3,600	..
TOTAL FOREIGN COUNTRIES	21	257	611	234	315	361	4,375	8,690	4,118	5,420
Share of Bengal . .	*1,857*	*1,998*	*647*	*869*	*765*	*39,760*	*42,856*	*15,699*	*19,744*	*16,957*
„ *Bombay* . .	*1,189*	*1,307*	*1,242*	*1,737*	*1,637*	*27,816*	*30,226*	*22,786*	*38,127*	*38,669*
„ *Sind* . . .	*15*	*13*	*39*	*13*	*18*	*401*	*392*	*1,146*	*392*	*565*
„ *Madras* . .	*104*	*80*	*168*	*66*	*105*	*2,791*	*2,039*	*4,771*	*1,772*	*3,273*
„ *Burma* . .	*39*	*180*	*523*	*409*	*207*	*610*	*3,874*	*10,675*	*9,313*	*5,714*
TOTAL .	3,204	3,578	2,619	3,084	2,732	71,378	79,887	54,971	66,848	65,178
Reduced, moist (III. E)—	Cwts.	Cwts.	Cwts.	Cwts.	Cwts.					
United Kingdom (*including* Channel Islands) . .	1,416	748	1,542	1,117	1,365	38,486	17,446	34,708	26,274	34,032
Ceylon (*excluding* Maldives)	..	3	..	..	..	..	82	..	..	..
TOTAL BRITISH EMPIRE	1,416	751	1,542	1,117	1,365	38,486	17,528	34,708	26,274	34,032
TOTAL FOREIGN COUNTRIES .	200	15	1	..	6	3,179	312	71	..	60

No. 10—*continued*

ARTICLES, AND COUNTRIES OF CONSIGNMENT; ALSO SHARE OF EACH PROVINCE	QUANTITY					VALUE				
	1932-33	1933-34	1934-35	1935-36	1936-37	1932-33	1933-34	1934-35	1935-36	1936-37
Paints and Painters' materials—*continued*						R	R	R	R	R
Paints and Colours—continued										
White lead—*continued*										
Reduced, moist (III. E)—*continued*	Cwts.	Cwts.	Cwts.	Cwts.	Cwts.					
Share of Bengal	*245*	*396*	*1,265*	*778*	*1,169*	*3,872*	*7,079*	*27,294*	*17,366*	*28,860*
„ *Bombay*	*55*	*5*	*5*	*6*	..	*668*	*61*	*120*	*105*	..
„ *Sind*	*10*	*1*	*2*	*8*	*30*	*261*	*26*	*98*	*225*	*832*
„ *Madras*	*5*	*6*	*11*	*1*	*5*	*119*	*137*	*568*	*27*	*39*
„ *Burma*	*1,321*	*358*	*260*	*324*	*167*	*36,764*	*9,637*	*6,694*	*8,551*	*4,361*
TOTAL	1,616	766	1,543	1,117	1,371	41,665	17,840	34,774	26,274	34,092
Lithophone—										
Dry (III. E)—	Cwts.	Cwts.	Cwts.	Cwts.	Cwts.					
United Kingdom (*including* Channel Islands)	245	4,351	5,224	5,547	2,836	4,068	51,131	56,757	57,286	27,994
Germany	8,179	6,605	2,569	6,289	14,223	93,589	76,041	27,068	57,457	1,22,964
Netherlands	2,880	3,367	4,900	3,068	6,360	31,315	35,547	49,784	30,471	59,279
Belgium	3,313	1,503	3,816	7,186	4,438	39,500	16,375	41,163	70,951	41,007
Japan	121	41	268	1,033	1,514	1,052	273	2,488	9,492	11,111
Other Foreign Countries	..	..	..	200	290	..	..	..	2,307	3,771
TOTAL FOREIGN COUNTRIES	14,493	11,516	11,553	17,771	26,825	1,65,587	1,26,236	1,20,523	1,70,678	2,38,192
Share of Bengal	*14,411*	*12,415*	*14,586*	*15,567*	*17,793*	*1,65,961*	*1,37,049*	*1,54,042*	*1,54,298*	*1,55,794*
„ *Bombay*	*180*	*3,426*	*1,155*	*5,834*	*9,795*	*2,625*	*40,051*	*12,926*	*55,995*	*89,032*
„ *Sind*	..	*5*	*1,036*	*1,872*	*1,908*	..	*51*	*10,312*	*17,192*	*16,833*
„ *Madras*	*147*	*21*	..	*45*	*165*	*1,619*	*216*	..	*478*	*1,528*
TOTAL	14,738	15,867	16,777	23,318	29,661	1,69,835	1,77,367	1,77,280	2,27,964	2,66,186
White, moist (III. E)—	Cwts.	Cwts.	Cwts.	Cwts.	Cwts.					
United Kingdom (*including* Channel Islands)	5	11	369	4,501	658	67	174	6,709	81,984	12,032
TOTAL FOREIGN COUNTRIES	29	74	21	341	100	341	1,115	314	4,858	943
Share of Bengal	..	*74*	..	*10*	*30*	..	*1,115*	..	*131*	*331*
„ *Bombay*	*29*	..	..	*335*	..	*341*	..	..	*5,583*	..
„ *Sind*	*5*	*11*	*387*	*4,487*	*628*	*67*	*174*	*6,953*	*80,536*	*11,717*
„ *Madras*	..	..	*3*	60	*100*	..	..	*71*	*592*	*927*
TOTAL	34	85	390	4,842	758	408	1,289	7,023	86,842	12,975
Zinc, white—	Cwts.	Cwts.	Cwts.	Cwts.	Cwts.					
Genuine, dry (III. E)— United Kingdom (*including* Channel Islands)	8,368	10,451	2,734	813	1,074	1,45,411	1,76,059	50,827	17,882	27,501
Other British Possessions	..	4	..	3	..	..	83	..	78	..
TOTAL BRITISH EMPIRE	8,368	10,455	2,734	816	1,074	1,45,411	1,76,142	50,827	17,960	27,501
Germany	2,640	1,028	139	269	307	43,959	17,119	2,011	4,024	1,480
Belgium	947	461	..	..	..	15,516	5,529	..	..	..
France	279	59		..	..	5,196	1,104	..	..	..
Iran	..	2,979	..	..	..	..	8,860	..	..	..
Japan	960	1,305	620	240	463	14,632	20,953	8,655	4,616	6,857
Other Foreign Countries	289	387	28	50	44	5,554	6,405	559	537	636
TOTAL FOREIGN COUNTRIES	5,115	6,214	787	559	714	88,857	60,279	11,225	9,177	8,973

No. 10—*continued*

ARTICLES, AND COUNTRIES OF CONSIGNMENT: ALSO SHARE OF EACH PROVINCE	QUANTITY					VALUE				
	1932-33	1933-34	1934-35	1935-36	1936-37	1932-33	1933-34	1934-35	1935-36	1936-37
						R	R	R	R	R
Paints and Painters' materials—*continued*										
Paints and Colours—continued										
Zinc, white—*continued*										
Genuine, dry (III. E)—*contd.*	Cwts.	Cwts.	Cwts.	Cwts.	Cwts.					
Share of Bengal	*9,265*	*6,539*	*2,332*	*1,050*	*954*	*1,39,534*	*96,451*	*35,204*	*19,634*	*15,096*
„ *Bombay*	*3,076*	*9,214*	*773*	*6*	..	*62,509*	*1,15,389*	*13,707*	*85*	..
„ *Sind*	*337*	*390*	*160*	*170*	*407*	*11,615*	*12,031*	*4,692*	*2,748*	*11,989*
„ *Madras*	*421*	*323*	*158*	*89*	*65*	*3,544*	*6,560*	*2,565*	*688*	*1,901*
„ *Burma*	*334*	*213*	*104*	*130*	*368*	*7,016*	*6,040*	*4,384*	*4,094*	*7,497*
TOTAL	13,483	16,699	3,521	1,375	1,788	2,29,268	2,36,421	61,552	27,137	36,474
Reduced, dry (III. E)—	Cwts.	Cwts.	Cwts.	Cwts.	Cwts.					
United Kingdom (*including* Channel Islands)	119	386	14	135	35	2,540	5,648	428	1,819	729
Straits Settlements	2	..	..	..	..	42	..	..	..	..
TOTAL BRITISH EMPIRE	121	386	14	135	35	2,582	5,648	428	1,819	729
Germany	481	640	385	790	393	6,251	7,892	3,571	8,175	4,008
Belgium	192	480	21	102	20	3,533	5,632	234	1,468	308
Other Foreign Countries	300	214	275	273	84	3,894	2,279	3,005	4,181	1,217
TOTAL FOREIGN COUNTRIES	973	1,334	681	1,165	497	13,678	15,803	6,810	13,824	5,533
Share of Bengal	..	*302*	*43*	*329*	*64*	..	*2,728*	*636*	*5,122*	*1,070*
„ *Bombay*	*313*	*499*	*40*	*130*	*30*	*5,217*	*5,998*	*463*	*1,591*	*303*
„ *Sind*	*129*	*21*	*9*	*13*	*57*	*2,433*	*435*	*236*	*195*	*690*
„ *Madras*	*475*	*1,061*	*551*	*331*	*391*	*6,225*	*11,630*	*5,860*	*8,528*	*4,194*
„ *Burma*	*177*	*5*	*2*	*7*	..	*2,377*	*160*	*43*	*207*	..
TOTAL	1,094	1,720	645	1,300	532	16,260	20,951	7,288	15,643	6,262
Genuine, moist (III. E)—	Cwts.	Cwts.	Cwts.	Cwts.	Cwts.					
United Kingdom (*including* Channel Islands)	15,951	19,202	18,668	20,518	21,674	4,55,392	5,25,070	5,13,087	5,32,594	5,74,060
Other British Possessions	3	..	..	..	1	128	..	..	24	12
TOTAL BRITISH EMPIRE	15,954	19,202	18,668	20,518	21,675	4,55,520	5,25,070	5,13,087	5,32,618	5,74,072
Germany	559	93	197	56	16	8,104	1,472	3,317	589	416
Netherlands	503	284	455	145	15	9,886	5,588	9,183	2,781	274
Japan	18,383	16,858	16,828	14,421	10,986	2,96,247	2,66,265	2,61,854	2,27,818	1,71,368
Other Foreign Countries	128	128	4	..	3	1,694	2,475	90	..	127
TOTAL FOREIGN COUNTRIES	19,573	17,363	17,484	14,622	11,020	3,15,931	2,75,900	2,74,444	2,31,188	1,72,185
Share of Bengal	*6,741*	*6,761*	*7,178*	*7,305*	*5,265*	*1,36,324*	*1,43,721*	*1,48,980*	*1,53,796*	*1,27,091*
„ *Bombay*	*23,146*	*23,970*	*22,240*	*21,640*	*20,053*	*4,86,184*	*5,23,713*	*4,70,940*	*4,51,324*	*4,42,116*
„ *Sind*	*2,267*	*3,475*	*3,366*	*3,415*	*3,177*	*54,903*	*69,650*	*71,131*	*57,727*	*68,191*
„ *Madras*	*756*	*463*	*223*	*257*	*1,076*	*13,584*	*8,925*	*5,847*	*19,664*	*22,320*
„ *Burma*	*2,617*	*1,897*	*3,145*	*3,023*	*3,124*	*80,456*	*54,961*	*90,633*	*81,245*	*86,539*
TOTAL	35,527	36,565	36,152	35,140	32,695	7,71,451	8,00,970	7,87,531	7,63,756	7,46,257
Reduced, moist (III. E)—	Cwts.	Cwts.	Cwts.	Cwts.	Cwts.					
United Kingdom (*including* Channel Islands)	6,314	3,065	785	493	281	1,22,477	55,054	11,860	9,142	4,389
Other British Possessions	..	76	43	24	..	..	651	360	165	..
TOTAL BRITISH EMPIRE	6,314	3,141	828	517	281	1,22,477	55,705	12,220	9,307	4,389
Japan	255	1,198	409	200	469	1,814	9,144	4,419	2,311	6,007
Other Foreign Countries	218	150	134	259	124	3,166	1,889	2,134	4,206	1,867
TOTAL FOREIGN COUNTRIES	473	1,348	543	459	593	4,980	11,033	6,553	6,517	7,874
Share of Bengal	*933*	*1,943*	*766*	*529*	*384*	*13,814*	*21,691*	*10,697*	*9,652*	*5,740*
„ *Bombay*	*365*	*193*	..	*47*	*140*	*3,441*	*3,293*	..	*745*	2,102
„ *Sind*	*5,323*	*1,632*	*132*	*113*	*198*	*1,03,477*	*28,100*	*1,845*	*1,562*	2,322
„ *Madras*	*12*	*23*	*10*	*73*	..	*343*	*433*	*193*	*1,131*	..
„ *Burma*	*914*	*708*	*463*	*214*	*152*	*7,232*	*13,916*	*6,038*	*3,734*	2,099
TOTAL	6,787	4,489	1,371	976	874	1,27,457	66,788	18,773	15,824	12,263

No. 10—*continued*

ARTICLES, AND COUNTRIES OF CONSIGNMENT; ALSO SHARE OF EACH PROVINCE	QUANTITY					VALUE				
	1932-33	1933-34	1934-35	1935-36	1936-37	1932-33	1933-34	1934-35	1935-36	1936-37
Paints and Painters' materials—*continued*						R	R	R	R	R
Paints and Colours—continued										
Other sorts—										
White, dry (III. E)—	Cwts.	Cwts.	Cwts.	Cwts.	Cwts.					
United Kingdom (*including* Channel Islands)	9,208	1,248	996	354	495	47,633	29,064	26,053	11,964	10,064
Other British Possessions	2	..	..	..	..	66	6	..	..	..
TOTAL BRITISH EMPIRE	9,210	1,248	996	354	495	47,699	29,070	26,053	11,964	10,064
Belgium	2,894	..	..	..	..	6,297	..	..	..	..
Other Foreign Countries	1,336	448	285	26	133	7,639	5,609	1,604	1,022	3,989
TOTAL FOREIGN COUNTRIES	4,230	448	285	26	133	13,936	5,609	1,604	1,022	3,989
Share of Bengal	*13,199*	*1,313*	*1,117*	*152*	*336*	*57,800*	*26,257*	*25,202*	*7,961*	*7,704*
,, *Bombay*	*235*	*157*	*84*	..	*111*	*8,493*	*1,436*	*932*	..	*2,951*
,, *Sind*	..	..	*5*	*5*	*49*	..	..	*368*	*508*	*324*
,, *Madras*	*6*	*226*	*60*	*213*	*128*	*342*	*6,986*	*1,387*	*5,196*	*3,913*
,, *Burma*	..	..	*15*	*10*	*4*	..	..	*468*	*21*	*261*
TOTAL	13,440	1,696	1,281	380	628	61,635	34,679	28,257	12,986	14,053
Coloured, dry (III. E) —	Cwts.	Cwts.	Cwts.	Cwts.	Cwts.					
United Kingdom (*including* Channel Islands)	31,530	42,517	45,822	45,788	41,902	9,00,874	10,43,716	11,37,255	12,12,442	11,29,576
Straits Settlements	135	96	95	98	118	17,323	10,512	10,036	8,689	8,481
Hongkong	341	387	315	320	264	61,260	72,274	55,117	69,039	54,226
Canada— *Vid* Atlantic Coast	20	41	100	..	107	2,409	4,874	9,742	9,540	12,567
Other British Possessions	40	17	285	628	514	1,374	336	2,662	3,488	2,118
TOTAL BRITISH EMPIRE	32,066	43,058	46,617	46,774	42,905	9,82,740	11,31,212	12,14,812	13,03,143	12,06,963
Sweden	1,260	1,985	808	677	1,610	13,654	19,387	9,084	7,508	9,670
Germany	10,444	7,644	9,260	15,089	7,527	3,76,129	2,82,659	3,70,097	4,45,838	3,57,648
Netherlands	3,590	2,146	1,799	3,107	1,915	39,368	51,377	37,131	61,541	55,740
Belgium	7,678	6,498	5,708	11,080	7,199	72,506	75,029	69,961	1,18,620	86,243
France	198	256	272	261	316	14,552	12,701	17,987	19,684	10,815
Italy (*including* Fiume)	2,616	2,407	1,667	1,604	1,539	37,514	30,505	29,579	13,368	10,451
Iran	2,000	20,851	7,582	33,397	78,505	8,385	68,153	20,946	93,772	2,42,646
Japan	2,666	2,567	2,543	3,156	2,110	34,925	20,851	48,890	73,122	72,219
China (*exclusive* of Hongkong and Macão)	177	151	114	213	185	61,394	14,577	35,470	57,712	51,830
United States of America—										
Vid Atlantic Coast	2,132	2,725	1,984	3,134	7,325	66,146	67,193	57,403	87,923	1,86,426
,, Pacific ,,	316	268	308	93	128	8,535	6,623	12,581	824	2,426
Other Foreign Countries	181	129	708	719	506	1,816	4,059	6,020	11,037	5,374
TOTAL FOREIGN COUNTRIES	33,198	47,627	32,753	72,530	108,860	7,59,719	6,53,114	7,23,649	9,90,894	10,91,488
Share of Bengal	*32,451*	*41,035*	*41,191*	*43,895*	*93,267*	*7,79,439*	*8,16,987*	*9,18,080*	*11,01,200*	*11,99,627*
,, *Bombay*	*17,498*	*33,685*	*26,117*	*54,084*	*39,032*	*5,04,679*	*5,01,417*	*5,35,123*	*6,42,982*	*5,65,529*
,, *Sind*	*7,165*	*7,093*	*7,379*	*9,619*	*10,176*	*1,96,114*	*2,09,539*	*2,03,331*	*2,45,835*	*2,48,445*
,, *Madras*	*6,913*	*7,030*	*6,967*	*7,278*	*6,558*	*1,99,513*	*2,00,917*	*2,06,975*	*1,97,666*	*1,65,207*
,, *Burma*	*1,277*	*887*	*1,716*	*4,428*	*3,732*	*62,714*	*55,466*	*74,952*	*1,06,354*	*1,16,643*
TOTAL	65,264	90,685	79,370	119,304	151,765	17,42,459	17,84,326	19,38,461	22,94,037	22,98,451
White, moist (III. E)—	Cwts.	Cwts.	Cwts.	Cwts.	Cwts.					
United Kingdom (*including* Channel Islands)	7,116	9,661	11,764	6,808	4,405	1,84,615	2,30,215	2,65,008	1,65,005	1,29,697
Other British Possessions	3	10	22	71	190	287	942	494	1,049	2,240
TOTAL BRITISH EMPIRE	7,119	9,671	11,786	6,879	4,595	1,84,902	2,31,157	2,65,497	1,66,054	1,31,937

No. 10—*continued*

ARTICLES, AND COUNTRIES OF CONSIGNMENT; ALSO SHARE OF EACH PROVINCE	QUANTITY					VALUE				
	1932-33	1933-34	1934-35	1935-36	1936-37	1932-33	1933-34	1934-35	1935-36	1936-37
						R	R	R	R	R
Paints and Painters' materials—continued										
Paints and Colours—continued										
Other sorts—continued										
White, moist (III. E)—continued	Cwts.	Cwts.	Cwts.	Cwts.	Cwts.					
Netherlands	1,213	602	193	147	276	20,169	10,365	3,920	2,923	5,267
Japan	33	714	867	1,227	1,211	721	10,660	20,858	26,434	27,078
United States of America—										
Vid Atlantic Coast	27	21	57	42	116	1,274	2,329	3,122	3,184	9,225
„ Pacific „	..	7	..	71	6	1,038	477	..	3,494	278
Other Foreign Countries	483	244	59	45	20	7,411	5,371	2,040	2,606	535
TOTAL FOREIGN COUNTRIES	1,756	1,588	1,175	1,532	1,629	30,013	29,702	29,940	38,641	42,383
Share of Bengal	*333*	*253*	*142*	*459*	*447*	*10,070*	*7,378*	*3,151*	*20,736*	*17,953*
„ *Bombay*	*5,365*	*4,675*	*5,189*	*4,291*	*1,349*	*1,39,377*	*1,24,992*	*1,34,645*	*1,15,937*	*59,459*
„ *Sind*	*1,547*	*3,351*	*5,388*	*611*	*1,323*	*24,547*	*72,979*	*1,03,117*	*14,181*	*29,362*
„ *Madras*	*1,774*	*2,343*	*1,920*	*2,086*	*1,943*	*40,254*	*52,947*	*45,043*	*45,925*	*42,581*
„ *Burma*	*56*	*137*	*328*	*464*	*562*	*1,267*	*2,063*	*6,476*	*7,917*	*15,074*
TOTAL	8,875	11,259	12,061	7,911	6,224	2,15,515	2,60,859	2,95,437	2,04,695	1,74,320
Coloured, moist (III. E)—	Cwts.	Cwts.	Cwts.	Cwts.	Cwts.					
United Kingdom (*including* Channel Islands)	52,590	49,910	61,726	59,897	61,744	16,89,180	16,70,885	18,75,624	19,38,189	20,05,745
Ceylon (*excluding* Maldives)	81	98	147	66	82	567	5,233	3,064	1,762	492
Straits Settlements	166	220	108	160	108	5,487	2,310	3,535	4,000	4,594
Canada—										
Vid Atlantic Coast	184	7	1	13	4	20,116	409	88	1,007	482
„ Pacific „	..	..	..	1	..	80	..	5	21	2
Other British Possessions	61	93	167	47	115	2,248	1,906	4,702	1,781	3,081
TOTAL BRITISH EMPIRE	53,032	50,328	62,149	60,184	62,003	17,17,678	16,80,743	18,87,018	19,46,710	20,74,396
Germany	943	1,035	734	727	310	45,246	64,614	34,559	40,440	21,942
Netherlands	1,070	1,095	690	698	857	42,401	38,700	24,508	25,735	32,851
Belgium	491	114	189	190	126	8,643	3,083	7,112	4,535	3,402
Italy (*including* Fiume)	190	37	57	16	..	10,523	1,867	1,950	978	..
Iran	2,000	..	..	2	25	8,406	..	..	11	221
Japan	2,390	8,086	7,974	12,114	13,342	34,547	1,13,395	1,98,579	3,23,857	3,35,899
United States of America—										
Vid Atlantic Coast	1,291	1,330	2,194	1,295	1,445	1,23,971	1,04,128	1,48,587	1,16,667	1,20,192
„ Pacific „	694	1,007	309	1,313	1,036	27,722	33,338	10,142	60,654	49,142
Other Foreign Countries	169	493	454	141	128	3,781	9,694	13,980	3,446	4,091
TOTAL FOREIGN COUNTRIES	9,238	13,147	12,601	16,496	17,269	3,05,240	3,68,819	4,39,367	5,76,323	5,76,740
Share of Bengal	*24,097*	*20,302*	*24,646*	*26,487*	*26,557*	*7,84,328*	*7,33,731*	*8,47,385*	*9,49,055*	*9,42,133*
„ *Bombay*	*21,032*	*25,112*	*23,178*	*23,278*	*23,467*	*7,82,421*	*7,66,771*	*7,29,394*	*7,20,209*	*7,97,794*
„ *Sind*	*6,478*	*6,875*	*7,330*	*7,085*	*8,657*	*1,99,183*	*1,77,129*	*2,19,465*	*1,87,732*	*2,39,698*
„ *Madras*	*4,994*	*5,774*	*8,301*	*11,368*	*12,139*	*1,51,601*	*1,94,457*	*2,32,263*	*4,02,375*	*4,44,981*
„ *Burma*	*5,669*	*6,419*	*11,255*	*8,462*	*8,432*	*1,53,330*	*1,76,983*	*2,47,378*	*2,63,662*	*2,66,530*
TOTAL	62,270	63,475	74,750	76,680	79,272	20,22,918	20,49,562	23,26,385	25,23,033	26,51,186
Total of Paints and Colours—	Cwts.	Cwts.	Cwts.	Cwts.	Cwts.					
United Kingdom (*including* Channel Islands)	160,652	170,387	186,331	181,773	161,868	43,27,289	46,79,472	48,78,120	50,12,126	47,75,373
Ceylon (*excluding* Maldives)	6,543	6,006	6,257	5,898	6,417	41,111	41,717	46,617	45,117	48,861
Straits Settlements	340	415	266	360	400	23,278	13,835	14,870	13,988	15,054
Hongkong	353	401	350	367	306	61,990	72,587	56,145	70,468	56,621

No. 10—*continued*

ARTICLES, AND COUNTRIES OF CONSIGNMENT; ALSO SHARE OF EACH PROVINCE	QUANTITY					VALUE				
	1932-33	1933-34	1934-35	1935-36	1936-37	1932-33	1933-34	1934-35	1935-36	1936-37
						R	R	R	R	R
Paints and Painters' materials—*continued*										
Paints and Colours—concluded										
Total of Paints and Colours—continued	Cwts.	Cwts.	Cwts.	Cwts.	Cwts.					
Canada—										
Vid Atlantic Coast	206	72	101	13	112	22,781	7,110	9,830	10,556	13,098
„ Pacific „	..	..	..	1	..	80	..	5	21	2
Other British Possessions	59	86	369	615	585	2,357	1,740	5,609	8,153	2,628
TOTAL BRITISH EMPIRE	168,153	186,369	193,674	189,017	169,683	44,78,226	48,16,470	50,05,696	51,55,424	49,11,637
Sweden	1,359	2,378	1,001	689	1,627	14,875	28,878	11,044	7,693	10,187
Germany	40,077	49,459	31,287	33,368	33,437	8,93,094	7,58,302	7,27,682	8,64,208	7,10,486
Netherlands	14,718	9,211	9,325	8,542	10,028	2,24,949	1,80,890	1,68,460	1,50,457	1,73,323
Belgium	43,509	30,094	16,807	19,549	13,788	2,42,376	1,79,488	1,61,460	2,22,027	1,54,914
France	609	501	360	263	320	22,884	16,782	22,428	19,893	11,379
Italy (*including* Fiume)	5,658	14,927	34,780	16,259	3,054	86,867	96,225	1,62,287	1,04,556	28,050
Austria	..	67	362	61	159	..	2,488	6,592	605	2,091
Czechoslovakia	86	108	370	362	210	2,807	5,293	10,096	9,468	4,122
Iran	4,000	23,880	7,562	33,399	78,530	16,791	77,022	29,946	93,783	2,42,867
Japan	56,977	46,676	53,977	60,592	50,744	7,29,374	6,27,292	8,09,953	10,84,358	9,40,110
China (*exclusive* of Hong-kong and Macão)	216	246	134	231	519	64,222	16,155	36,347	58,138	58,194
United States of America—										
Vid Atlantic Coast	2,879	4,498	4,675	7,072	9,713	2,15,321	1,85,701	2,23,094	2,60,102	3,49,988
„ Pacific „	1,010	1,323	692	1,477	1,168	32,295	41,322	23,980	64,072	51,969
Other Foreign Countries	198	244	627	617	440	2,898	6,539	6,412	9,251	5,458
TOTAL FOREIGN COUNTRIES	172,296	183,546	161,929	182,481	202,787	25,48,758	22,12,374	23,94,711	28,99,601	27,48,133
Share of Bengal	*148,960*	*123,985*	*139,195*	*142,591*	*181,130*	*27,09,485*	*25,18,484*	*27,71,913*	*32,70,243*	*30,74,609*
„ *Bombay*	*104,970*	*136,299*	*132,651*	*139,838*	*111,914*	*21,37,541*	*25,97,277*	*24,93,546*	*25,07,015*	*23,37,272*
„ *Sind*	*23,608*	*23,835*	*31,533*	*36,532*	*32,792*	*7,77,429*	*7,35,535*	*8,07,344*	*8,02,610*	*8,11,721*
„ *Madras*	*19,873*	*20,952*	*23,308*	*27,574*	*26,720*	*5,66,884*	*6,15,019*	*7,14,804*	*8,46,918*	*8,22,931*
„ *Burma*	*35,038*	*55,344*	*23,916*	*24,963*	*19,869*	*5,45,640*	*5,62,529*	*6,13,900*	*6,68,239*	*6,08,177*
TOTAL	340,449	369,915	355,603	371,498	372,425	70,26,979	70,28,844	74,00,407	80,55,025	76,54,770
Painters' materials (other than *paints and colours*)—										
Turpentine—										
Genuine turpentine (III. E)—	Cwts.	Cwts.	Cwts.	Cwts.	Cwts.					
United Kingdom (*including* Channel Islands)	1,187	1,078	950	1,055	799	47,038	43,705	32,851	34,082	28,444
Other British Possessions	..	..	..	6	7	17	16	12	211	101
TOTAL BRITISH EMPIRE	1,187	1,078	950	1,061	806	47,055	43,721	32,863	34,293	28,545
U. S. S. R.—										
Northern	..	177	204	..	..	..	3,881	5,024	..	..
Sweden	170	359	752	393	275	3,539	7,905	15,099	8,485	6,072
Norway	199	165	365	292	48	4,969	3,954	7,812	7,245	1,200
Germany	185	479	698	179	427	5,856	9,428	12,635	3,636	6,370
United States of America—										
Vid Atlantic Coast	45	459	954	462	1,617	1,461	13,440	24,774	11,250	32,664
„ Pacific „	..	18	..	9	121	..	512	..	289	2,787
Other Foreign Countries	2	31	50	248	510	98	1,335	1,340	4,340	10,248
TOTAL FOREIGN COUNTRIES	601	1,688	3,023	1,583	2,998	15,418	40,540	66,684	35,745	59,326
Share of Bengal	*636*	*1,254*	*1,528*	*1,176*	*1,136*	*20,189*	*32,653*	*35,143*	*29,328*	*28,466*
„ *Bombay*	*431*	*710*	*1,684*	*651*	*1,598*	*14,979*	*22,236*	*43,723*	*19,631*	*34,618*
„ *Sind*	*71*	*129*	*115*	*76*	*83*	*2,079*	*3,086*	*3,433*	*2,294*	*2,649*
„ *Madras*	*258*	*969*	*261*	*402*	*189*	*3,359*	*9,602*	*7,885*	*9,916*	*5,302*
„ *Burma*	*397*	*404*	*386*	*339*	*798*	*16,867*	*16,784*	*9,868*	*8,868*	*10,346*
TOTAL	1,788	2,766	3,973	2,644	3,804	62,473	84,361	99,547	70,038	87,881

No. 10—*continued*

ARTICLES AND COUNTRIES OF CONSIGNMENT; ALSO SHARE OF EACH PROVINCE	QUANTITY					VALUE				
	1932-33	1933-34	1934-35	1935-36	1936-37	1932-33	1933-34	1934-35	1935-36	1936-37
						R	R	R	R	R
Paints and Painters' materials—*continued*										
Painters' materials (other than ***paints and colours***)—continued										
Turpaintine—*continued*										
Turpentine substitute (III. E)—	Cwts.	Cwts.	Cwts.	Cwts.	Cwts.					
United Kingdom (*including* Channel Islands)	2,156	2 091	2,437	2,898	2,260	37,962	37,555	41,599	45,606	35,852
Ceylon (*excluding* Maldives)	..	..	..	..	4	..	..	..	6	50
TOTAL BRITISH EMPIRE	2,156	2,091	2,437	2,898	2,264	37,962	37,555	41,599	45,612	35,902
United States of America—										
Vid Atlantic Coast	..	26	470	491	216	..	861	6,118	6,104	2,358
„ Pacific „	..	39	12	106	457	..	930	121	903	4,091
Other Foreign Countries	10	18	47	11	93	256	664	615	178	1,512
TOTAL FOREIGN COUNTRIES	10	83	529	608	766	256	2,455	6,854	7,185	8,861
Share of Bengal	*912*	*818*	*883*	*1,139*	*447*	*5,986*	*6,764*	*13,806*	*15 645*	*6,638*
„ *Bombay*	*1,225*	*1,185*	*1,070*	*1,218*	*1,097*	*19,165*	*20,934*	*17,420*	*18,530*	*16,821*
„ *Sind*	*403*	*393*	*515*	*485*	*619*	*6,756*	*4,365*	*8,544*	*7,776*	*9,582*
„ *Madras*	*301*	*351*	*436*	*512*	*405*	*5,778*	*6,819*	*7,527*	*9,109*	*6,675*
„ *Burma*	*25*	*28*	*62*	*158*	*462*	*533*	*578*	*1,156*	*1,737*	*5,147*
TOTAL	2,166	2,174	2,966	3,508	3,030	38,218	40,010	48,453	52,797	44,768
Varnishes—										
Enamels (III. E)—	Cwts.	Cwts.	Cwts.	Cwts.	Cwts.					
United Kingdom (*including* Channel Islands)	3,342	1,873	1,307	755	594	1,71,096	1,35,570	1,04,628	47,496	36,509
Other British Possessions	65	127	35	6	..	4,619	6,032	1,758	310	4
TOTAL BRITISH EMPIRE	3,407	2,000	1,342	761	594	1,75,715	1,41,602	1,06,286	47,806	36,513
Germany	172	121	89	42	46	11,837	9,637	9,871	2,911	3,022
Netherlands	223	121	23	11	8	9,505	5,371	1,300	632	468
Japan	418	622	191	466	165	10,897	24,799	6,728	15,901	5,929
United States of America—										
Vid Atlantic Coast	163	177	80	29	7	20,235	16,284	7,759	2,244	626
„ Pacific „	4	10	10	..	..	476	969	521	..	..
Other Foreign Countries	13	46	10	14	..	797	2,460	554	534	13
TOTAL FOREIGN COUNTRIES	998	1,097	403	562	226	53,747	59,470	26,733	22,222	10,058
Share of Bengal	*46*	*53*	*68*	*34*	*53*	*2,794*	*3,302*	*3,571*	*1,521*	*2,678*
„ *Bombay*	*32*	*43*	*7*	..	*3*	*4,106*	*3,403*	*358*	..	*493*
„ *Sind*	*1,438*	*482*	*431*	*664*	*453*	*44,204*	*31,958*	*31,464*	*34,117*	*24,644*
„ *Madras*	*879*	*726*	*630*	*218*	*176*	*75,922*	*71,463*	*67,106*	*19,124*	*12,648*
„ *Burma*	*2,005*	*1,793*	*559*	*407*	*136*	*1,02,430*	*90,941*	*30,526*	*15,866*	*6,108*
TOTAL	4,400	3,097	1,745	1,323	820	2,29,462	2,01,072	1,33,019	70,028	46,571
Lacquers (III. E)—	Cwts.	Cwts.	Cwts.	Cwts.	Cwts.					
United Kingdom (*including* Channel Islands)	78	13	137	41	30	6,142	1,504	8,670	3,614	3,720
Other British Possessions	..	..	1	..	..	..	..	24	13	..
TOTAL BRITISH EMPIRE	78	13	138	41	30	6,142	1,504	8,694	3,627	3,726
Germany	116	14	8	4	6	12,323	2,695	1,261	780	969
Other Foreign Countries	42	26	11	20	12	3,438	3,031	1,889	2,140	1,083
TOTAL FOREIGN COUNTRIES	158	40	19	24	18	15,761	5,726	3,150	2,870	2,052

No. 10—*continued*

ARTICLES, AND COUNTRIES OF CONSIGNMENT; ALSO SHARE OF EACH PROVINCE	QUANTITY					VALUE				
	1932-33	1933-34	1934-35	1935-36	1936-37	1932-33	1933-34	1934-35	1935-36	1936-37
Paints and Painters' materials—*continued*						R	R	R	R	R
***Painters' materials* (other than paints and colours)—continued**										
Varnishes—*continued*	Cwts.	Cwts.	Cwts.	Cwts.	Cwts.					
Lacquers (III. E)—*contd.*										
Share of Bengal	*85*	*7*	*8*	*13*	*6*	*6,711*	*547*	*1,418*	*1,275*	*487*
,, *Bombay*	*29*	*8*	*10*	..	..	*1,957*	*447*	*613*	..	*13*
,, *Sind*	*1*	*5*	*3*	*23*	*6*	*306*	*365*	*616*	*2,278*	*713*
,, *Madras*	*120*	*27*	*132*	*9*	*30*	*12,636*	*4,416*	*8,502*	*1,362*	*4,017*
,, *Burma*	*1*	*6*	*4*	*20*	*6*	*294*	*955*	*696*	*1,582*	*548*
TOTAL	236	53	157	65	48	21,903	7,230	11,844	6,497	5,778
Other kinds (III. E)—	Cwts.	Cwts.	Cwts.	Cwts.	Cwts.					
United Kingdom (*including* Channel Islands)	20,043	20,068	21,375	19,066	18,135	9,87 695	9,71,366	10,29.688	9,23,779	8,95,654
Hongkong	155	161	162	156	375	3,726	4,128	3,674	3,574	7,955
Canada—										
Vid Atlantic Coast	132	8	1	..	..	17,728	1,070	49	9	..
Other British Possessions	12	21	36	159	66	730	745	604	3,525	1,379
TOTAL BRITISH EMPIRE	20,342	20,258	21,574	19,381	18,576	10,09,879	9,77,309	10,34,015	9,30,887	9,04,988
Germany	1,598	889	592	552	481	59,694	32,508	22,889	20,734	18,189
Netherlands	987	633	530	492	536	36,908	24,842	16,722	16,788	19,542
Belgium	1,696	1,576	1,018	1,327	778	52,896	51,092	31,275	36,546	21,088
Japan	40	1,111	2,644	2,740	2,766	2,852	28,327	61,871	67,819	69,716
United States of America—										
Vid Atlantic Coast	193	162	220	181	90	28,306	20,552	17,758	21,520	10,719
,, Pacific ,,	12	25	2	6	13	759	935	177	666	890
Other Foreign Countries	22	5	39	2	36	1,541	487	1,288	92	585
TOTAL FOREIGN COUNTRIES	4,548	4,401	5,040	5,300	4,700	1,77,456	1,58,193	1,51,470	1,64,165	1,40,729
Share of Bengal	*5,964*	*4,677*	*5,472*	*5,216*	*4,233*	*2,91,581*	*2,15,583*	*2,32,713*	*2,31,962*	*1,99,664*
,, *Bombay*	*7,183*	*8,824*	*9,057*	*7,825*	*6,355*	*3,84,528*	*4,30,290*	*4,38,117*	*3,69,689*	*3,14,169*
,, *Sind*	*5,386*	*5,191*	*6,715*	*6,984*	*3,318*	*2,47,195*	*2,44,126*	*3,02,955*	*3,01,258*	*3,60,373*
,, *Madras*	*4,316*	*3,827*	*4,150*	*2,989*	*2,390*	*1,92,015*	*1,80,062*	*1,74,975*	*1,36,494*	*1,11,129*
,, *Burma*	*2,091*	*2,135*	*1,220*	*1,567*	*1,980*	*72,016*	*65,436*	*41,716*	*55,649*	*60,382*
TOTAL	24,890	24,654	26,614	24,581	23,276	11,87,335	11,35,502	11,85,485	10,95,052	10,45,717
Total of Varnishes —	Cwts.	Cwts.	Cwts.	Cwts.	Cwts.					
United Kingdom (*including* Channel Islands)	23,463	21,949	22,819	19,862	18,759	11,64,033	11,08,440	11,42,886	9,74,880	9,35,889
Straits Settlements	67	127	59	159	66	4,539	5,425	1,688	3,556	1,329
Hongkong	161	182	162	156	375	4,046	5,405	3,674	3,574	7,955
Canada—										
Vid Atlantic Coast	132	8	1	..	..	17,728	1,07(	64	22	..
Other British Possessions	4	..	13	6	..	490	75	663	279	54
TOTAL BRITISH EMPIRE	23,827	22,266	23,054	20,183	19,200	11,91,736	11,20,415	11,48,995	9,82,320	9,45,227
Germany	1,886	1,024	689	598	533	88,854	44,840	33,521	24,875	22,180
Netherlands	1,210	764	552	504	544	46,418	30,570	18,022	17,478	20,010
Belgium	1,696	1,588	1,015	1,334	778	52,397	51,649	31,390	36,744	21,088
Japan	458	1,733	2,835	3,218	2,931	13,761	53,126	68,599	84,500	75,845
United States of America—										
Vid Atlantic Coast	395	355	311	219	109	46,666	38,960	27,363	24,633	12,425
,, Pacific ,,	16	35	12	9	13	1,235	1,904	698	1,099	890
Other Foreign Countries	38	39	47	9	36	2,638	2,340	1,760	428	601
TOTAL FOREIGN COUNTRIES	5,699	5,538	5,462	5,886	4,944	2,46,964	2,23,389	1,81,353	1,89,257	1,52,839
Share of Bengal	*6,098*	*4,737*	*5,548*	*5,363*	*4,292*	*3,01,036*	*2,19,432*	*2,37,712*	*2,34,758*	*2,02,329*
,, *Bombay*	*7,194*	*8,875*	*9,074*	*7,825*	*6,358*	*3,90,591*	*4,34,151*	*4,34,082*	*3,69,689*	*3,14,675*
,, *Sind*	*5,695*	*5,678*	*7,149*	*7,671*	*3,777*	*2,91,704*	*2,76,949*	*3,35,034*	*3,37,663*	*3,35,730*
,, *Madras*	*5,315*	*4,580*	*4,962*	*3,216*	*2,595*	*2,80,579*	*2,55,941*	*2,50,588*	*1,56,980*	*1,27,794*
,, *Burma*	*4,097*	*3,934*	*1,783*	*3,094*	*2,122*	*1,74,740*	*1,57,331*	*72,93:*	*72,497*	*67,038*
TOTAL	29,526	27,804	28,516	26,069	24,144	14,38,700	13,43,804	13,30,348	11,71,577	10,98,066

No. 10—*continued*

ARTICLES, AND COUNTRIES OF CONSIGNMENT; ALSO SHARE OF EACH PROVINCE	QUANTITY					VALUE				
	1932-33	1933-34	1934-35	1935-36	1936-37	1932-33	1933-34	1934-35	1935-36	1936-37
						R	R	R	R	R
Paints and Painters' materials—*continued*										
Painters' materials (other than paints and colours)—continued										
Other kinds of painters' materials (III. 8)—										
United Kingdom (*including* Channel Islands)	—	—	—	—	—	3,83,621	4,70,454	4,70,500	5,47,713	5,00,866
Canada—										
Vid Atlantic Coast	—	—	—	—	—	3	2,816	10,434	18,116	3,655
Other British Possessions	—	—	—	—	—	434	4,374	1,419	2,849	3,189
TOTAL BRITISH EMPIRE	—	—	—	—	—	3,89,058	4,77,644	4,82,353	5,68,678	5,07,710
Germany	—	—	—	—	—	1,32,422	1,05,765	1,40,361	1,45,328	1,31,265
Belgium	—	—	—	—	—	41,424	21,856	9,684	8,501	3,831
France	—	—	—	—	—	2,992	5,486	4,849	3,918	788
Switzerland	—	—	—	—	—	6,440	4,572	1,886	78	3,045
Italy (*including* Fiume)	—	—	—	—	—	45,112	41,078	72,604	65,967	71,398
Muskat Territory and Trucial Oman	—	—	—	—	—	3,958	6,074	6,524	14,245	11,864
Other Native States in Arabia	—	—	—	—	—	1,901	1,550	1,182	7,395	9,334
Japan	—	—	—	—	—	2,086	10,738	17,700	19,537	7,834
United States of America—										
Vid Atlantic Coast	—	—	—	—	—	17,738	15,751	55,655	20,491	40,090
„ Pacific „	—	—	—	—	—	80	2,203	118	709	1,957
Other Foreign Countries	—	—	—	—	—	9,060	5,626	11,617	3,079	8,889
TOTAL FOREIGN COUNTRIES	—	—	—	—	—	2,63,213	2,20,719	3,21,680	2,87,243	2,90,240
Share of Bengal	—	—	—	—	—	*1,23,240*	*1,60,135*	*2,15,380*	*2,01,623*	*1,94,305*
„ *Bombay*	—	—	—	—	—	*3,66,787*	*3,62,694*	*4,06,658*	*4,55,076*	*3,98,477*
„ *Sind*	—	—	—	—	—	*71,908*	*56,341*	*67,624*	*66,423*	*70,988*
„ *Madras*	—	—	—	—	—	*65,620*	*94,441*	*77,330*	*77,763*	*56,610*
„ *Burma*	—	—	—	—	—	*24,726*	*24,758*	*42,541*	*36,036*	*48,598*
TOTAL	—	—	—	—	—	6,52,271	6,98,363	8,04,033	8,55,921	7,97,950
Total of Painters' materials (other than *paints and colours*)—										
United Kingdom (*including* Channel Islands)	—	—	—	—	—	16,38,554	16,60,154	16,87,836	16,02,290	15,01,051
Straits Settlements	—	—	—	—	—	4,934	6,231	2,292	4,384	4,293
Hongkong	—	—	—	—	—	4,061	3,105	3,679	3,998	3,187
Canada—										
Vid Atlantic Coast	—	—	—	—	—	17,781	3,836	10,498	18,303	3,655
Other British Possessions	—	—	—	—	—	531	959	1,505	1,928	198
TOTAL BRITISH EMPIRE	—	—	—	—	—	16,65,811	16,79,335	17,05,810	16,30,903	15,17,384
U. S. S. R.—										
Northern	—	—	—	—	—	..	3,881	5,024	..	..
Southern	—	—	—	—	—	..	128	117	..	239
Sweden	—	—	—	—	—	4 225	9,454	17,857	11,227	11,014
Norway	—	—	—	—	—	5,788	4,277	9,442	7,245	1,200
Germany	—	—	—	—	—	2,21,682	1,60,307	1,86,710	1,73,339	1,61,286
Netherlands	—	—	—	—	—	49,799	32,105	20 187	20,264	23,309
Belgium	—	—	—	—	—	93,821	73,512	41,891	44,252	24,933
France	—	—	—	—	—	3,551	5,690	4,874	3,918	789
Switzerland	—	—	—	—	—	6,440	4,572	1,886	76	3,049
Italy (*including* Fiume)	—	—	—	—	—	46,932	41,554	78,019	66,050	71,399

No. 10—*continued*

ARTICLES, AND COUNTRIES OF CONSIGNMENT; ALSO SHARE OF EACH PROVINCE	Quantity					Value				
	1932-33	1933-34	1934-35	1935-36	1936-37	1932-33	1933-34	1934-35	1935-36	1936-37
						R	R	R	R	R
Paints and Painters' materials—*concluded*										
Painters' materials (other than *paints and colours*)—concluded										
Total of "*Painters' materials* (other than *paints and colours*)—continued										
Maskat Territory and Trucial Oman	—	—	—	—	—	3,958	6,074	6,524	14,245	11,864
Other Native States in Arabia	—	—	—	—	—	1,901	1,580	1,198	7,395	9,334
Japan	—	—	—	—	—	15,847	64,635	86,723	1,04,058	83,628
United States of America—										
Vid Atlantic Coast	—	—	—	—	—	65,805	69,012	1,19,910	62,476	87,537
„ Pacific „	—	—	—	—	—	1,315	5,549	937	3,000	10,625
Other Foreign Countries	—	—	—	—	—	5,827	4,808	6,822	1,889	11,120
TOTAL FOREIGN COUNTRIES	—	—	—	—	—	5,25,851	4,87,103	5,76,571	5,19,430	5,11,276
Share of Bengal	—	—	—	—	—	*4,50,491*	*4,18,984*	*5,02,041*	*4,81,335*	*4,32,138*
„ *Bombay*	—	—	—	—	—	*7,91,522*	*8,40,065*	*9,01,883*	*8,62,926*	*7,64,591*
„ *Sind*	—	—	—	—	—	*3,72,447*	*3,41,241*	*4,08,640*	*4,34,151*	*4,68,927*
„ *Madras*	—	—	—	—	—	*3,60,336*	*3,66,703*	*3,43,329*	*2,53,763*	*2,25,881*
„ *Burma*	—	—	—	—	—	*2,16,856*	*1,99,445*	*1,26,492*	*1,18,138*	*1,37,123*
TOTAL	—	—	—	—	—	21,01,652	21,66,438	22,82,381	21,50,333	20,28,660
Total of Paints and Painters' materials—										
United Kingdom (*including* Channel Islands)	—	—	—	—	—	59,65,843	63,39,626	65,60,956	66,14,416	62,76,424
Aden and Dependencies	—	—	—	—	—	1	..	5,045	2,361	..
Ceylon (*excluding* Maldives)	—	—	—	—	—	41,634	41,830	47,176	45,834	48,950
Straits Settlements	—	—	—	—	—	23,212	20,066	16,662	18,372	19,347
Hongkong	—	—	—	—	—	65,441	80,692	59,824	74,461	64,808
Canada—										
Vid Atlantic Coast	—	—	—	—	—	40,462	11,005	20,328	28,864	16,753
„ Pacific „	—	—	—	—	—	80	..	5	21	2
Other British Possessions	—	—	—	—	—	2,364	2,586	1,510	2,498	2,737
TOTAL BRITISH EMPIRE	—	—	—	—	—	61,44,037	64,95,805	67,11,506	67,86,327	64,29,021
U. S. S. R.—										
Northern	—	—	—	—	—	..	3,881	5,024	..	..
Southern	—	—	—	—	—	..	1,903	117	..	239
Sweden	—	—	—	—	—	19,100	33,382	28,901	18,920	21,201
Norway	—	—	—	—	—	5,738	5,669	9,442	7,500	1,200
Germany	—	—	—	—	—	11,14,726	9,14,109	9,14,343	10,37,637	8,71,772
Netherlands	—	—	—	—	—	2,74,743	2,12,495	1,83,597	1,70,721	1,96,632
Belgium	—	—	—	—	—	3,36,197	2,52,995	2,03,351	2,66,279	1,79,847
France	—	—	—	—	—	26,435	22,472	27,302	23,811	12,118
Switzerland	—	—	—	—	—	6,518	6,080	1,886	517	8,308
Italy (*including* Fiume)	—	—	—	—	—	1,32,799	1,37,779	2,35,806	1,70,606	99,449
Austria	—	—	—	—	—	614	3,075	8,793	605	2,515
Czechoslovakia	—	—	—	—	—	3,241	5,353	10,566	9,468	4,186
Maskat Territory and Trucial Oman	—	—	—	—	—	3,958	6,074	6,524	14,245	11,864
Other Native States in Arabia	—	—	—	—	—	1,901	1,570	1,678	7,395	9,344
Iran	—	—	—	—	—	16,795	77,221	80,002	98,786	2,42,950
Japan	—	—	—	—	—	7,45,221	6,91,984	8,06,676	11,33,411	10,23,788
China (*exclusive* of Hongkong and Macao)	—	—	—	—	—	67,320	18,821	39,185	53,589	58,405
United States of America—										
Vid Atlantic Coast	—	—	—	—	—	2,81,186	2,54,713	3,37,004	3,22,580	4,37,525
„ Pacific „	—	—	—	—	—	33,610	46,871	24,867	67,972	62,594
Other Foreign Countries	—	—	—	—	—	4,497	3,130	7,272	9,090	15,458
TOTAL FOREIGN COUNTRIES	—	—	—	—	—	30,74,604	26,99,477	29,71,282	34,19,031	32,54,409

No. 10—*continued*

ARTICLES AND COUNTRIES OF CONSIGNMENT; ALSO SHARE OF EACH PROVINCE	QUANTITY					VALUE				
	1932-33	1933-34	1934-35	1935-36	1936-37	1932-33	1933-34	1934-35	1935-36	1936-37
						R	R	R	R	R
Paints and Painters' materials—*concluded*										
Total of Paints and Painters' materials—contd.										
Share of Bengal	—	—		—	—	*31,59,976*	*29,37,468*	*33,73,954*	*37,11,598*	*35,06,747*
,, *Bombay*	—	—	—	—	—	*38,19,083*	*34,87,349*	*33,95,439*	*43,89,941*	*31,01,863*
,, *Sind*	—	—	—	—	—	*11,49,875*	*10,76,776*	*12,15,884*	*12,36,761*	*12,60,708*
,, *Madras*	—	—	—	—	—	*9,27,920*	*9,81,722*	*10,58,139*	*11,00,631*	*10,48,818*
,, *Burma*	—	—	—	—	—	*7,62,406*	*7,61,974*	*7,59,393*	*7,86,377*	*7,46,306*
TOTAL	—	—	—	—	—	92,18,641	91,95,282	96,82,788	1,02,05,558	96,83,480
Paper and Pasteboard—										
Paper—										
Packing and wrapping paper—										
Kraft *including* imitation kraft (III. M)(a)—				Cwts.	Cwts.					
United Kingdom (*including* Channel Islands)	—	—	—	708	894	—	—	—	13,780	11,935
Ceylon	—	—	—	..	..	—	—	—	..	6
TOTAL BRITISH EMPIRE	—	—	—	708	894	—	—	—	13,780	11,941
Finland	—	—	—	1,656	4,387	—	—	—	19,279	51,519
Latvia	—	—	—	1,482	..	—	—	—	15,694	..
Sweden	—	—	—	154,788	1,20,654	—	—	—	17,48,647	14,28,109
Norway	—	—	—	6,881	4,750	—	—	—	77,261	55,748
Germany	—	—	—	18,404	20,644	—	—	—	1,86,133	2,22,181
Netherlands	—	—	—	350	618	—	—	—	4,204	6,756
Belgium	—	—	—	262	3,527	—	—	—	2,837	36,258
Austria	—	—	—	5,332	13,119	—	—	—	60,656	1,40,676
Czechoslovakia	—	—	—	730	3,763	—	—	—	7,723	41,672
Other Foreign Countries	—	—	—	391	178	—	—	—	5,781	3,884
TOTAL FOREIGN COUNTRIES	—	—	—	190,171	1,71,640	—	—	—	21,28,214	19,86,803
Share of Bengal	—	—	—	*57,923*	*58,639*	—	—	—	*6,64,837*	*6,91,705*
,, *Bombay*	—	—	—	*89,474*	*74,012*	—	—	—	*9,90,113*	*8,38,606*
,, *Sind*	—	—	—	*21,682*	*17,180*	—	—	—	*2,32,617*	*1,96,594*
,, *Madras*	—	—	—	*17,895*	*17,443*	—	—	—	*1,99,576*	*1,97,784*
,, *Burma*	—	—	—	*3,905*	*5,320*	—	—	—	*54,851*	*74,055*
TOTAL	—	—	—	190,879	1,72,534	—	—	—	21,41,994	19,98,744
Brown wrappings, other sorts (III. M)(a)—				Cwts.	Cwt.					
United Kingdom (*including* Channel Islands)	—	—	—	1,788	1,391	—	—	—	20,295	12,790
Finland	—	—	—	1,825	1,125	—	—	—	14,139	8,261
Sweden	—	—	—	540	673	—	—	—	5,817	7,410
Norway	—	—	—	2,220	55	—	—	—	19,863	594
Germany	—	—	—	3,880	2,160	—	—	—	32,460	17,916
Netherlands	—	—	—	61	..	—	—	—	1,575	..
Austria	—	—	—	573	..	—	—	—	7,497	..
Czechoslovakia	—	—	—	2,736	1,071	—	—	—	27,370	10,607
TOTAL FOREIGN COUNTRIES	—	—	—	11,835	5,084	—	—	—	1,08,721	44,788
Share of Bengal	—	—	—	*4,167*	*1,395*	—	—	—	*41,943*	*16,227*
,, *Bombay*	—	—	—	*6,989*	*2,798*	—	—	—	*66,332*	*24,531*
,, *Sind*	—	—	—	*875*	*1,142*	—	—	—	*6,585*	*8,161*
,, *Madras*	—	—	—	*1,323*	*1,106*	—	—	—	*12,368*	*9,364*
,, *Burma*	—	—	—	*223*	*36*	—	—	—	*1,783*	*305*
TOTAL	—	—	—	13,568	6,475	—	—	—	1,29,016	57,578

(a) Separately recorded from 1935-36.

No. 10—*continued*

ARTICLES, AND COUNTRIES OF CONSIGNMENT; ALSO SHARE OF EACH PROVINCE	Quantity					Value				
	1932-33	1933-34	1934-35	1935-36	1936-37	1932-33	1933-34	1934-35	1935-36	1936-37
						R	R	R	R	R
Paper and Pasteboard—*continued*										
Paper—continued										
Packing and wrapping paper—*continued*										
Coloured machine-glazed pressings (III. M) (a)—				Cwts.	Cwts.					
United Kingdom (*including* Channel Islands)	—	—	—	110	1,099	—	—	—	1,300	11,045
Straits Settlements	—	—	—	..	2	—	—	—	..	50
TOTAL BRITISH EMPIRE	—	—	—	110	1,101	—	—	—	1,300	11,095
Poland (*including* Dantzig)	—	—	—	647	..	—	—	—	5,406	..
Germany	—	—	—	5,249	6,404	—	—	—	49,812	55,965
Netherlands	—	—	—	625	1,249	—	—	—	6,181	10,766
Belgium	—	—	—	883	568	—	—	—	8,277	4,460
Austria	—	—	—	2,006	64	—	—	—	20,231	481
Other Foreign Countries	—	—	—	1,131	134	—	—	—	11,111	1,392
TOTAL FOREIGN COUNTRIES	—	—	—	10,541	8,419	—	—	—	1,01,018	73,064
Share of Bengal	—	—	—	*231*	*235*	—	—	—	*2,128*	*2,457*
„ *Bombay*	—	—	—	*5,647*	*2,226*	—	—	—	*36,790*	*21,609*
„ *Sind*	—	—	—	*627*	*20*	—	—	—	*5,700*	*131*
„ *Madras*	—	—	—	*3,775*	*1,782*	—	—	—	*24,356*	*13,873*
„ *Burma*	—	—	—	*2,321*	*5,257*	—	—	—	*22,344*	*46,189*
TOTAL	—	—	—	10,651	9,520	—	—	—	1,02,318	84,159
Manilla, machine-glazed or unglazed and sulphite envelope (III. M) (a)—				Cwts.	Cwts.					
United Kingdom (*including* Channel Islands)	—	—	—	760	703	—	—	—	10,529	14,524
Finland	—	—	—	2,843	251	—	—	—	26,209	2,181
Sweden	—	—	—	18,080	8,476	—	—	—	2,02,071	92,550
Norway	—	—	—	1,526	2,144	—	—	—	18,020	21,849
Germany	—	—	—	9,919	19,781	—	—	—	1,04,881	2,07,807
Austria	—	—	—	694	929	—	—	—	7,235	9,798
Czechoslovakia	—	—	—	1,569	3,525	—	—	—	18,170	36,915
United States of America—*Vid* Atlantic Coast	—	—	—	1,091	1,111	—	—	—	11,018	12,843
Other Foreign Countries	—	—	—	550	697	—	—	—	5,348	7,344
TOTAL FOREIGN COUNTRIES	—	—	—	36,272	36,914	—	—	—	3,92,892	4,01,283
Share of Bengal	—	—	—	*12,527*	*11,139*	—	—	—	*1,46,367*	*1,19,897*
„ *Bombay*	—	—	—	*17,407*	*17,664*	—	—	—	*1,69,559*	*1,91,041*
„ *Sind*	—	—	—	*2,552*	*3,846*	—	—	—	*26,562*	*40,459*
„ *Madras*	—	—	—	*1,276*	*359*	—	—	—	*24,432*	*4,240*
„ *Burma*	—	—	—	*3,270*	*4,609*	—	—	—	*43,201*	*60,170*
TOTAL	—	—	—	37,032	37,617	—	—	—	4,12,421	4,15,807
Fancy *including* embossed paper (III. M) (a)—				Cwts.	Cwts.					
United Kingdom (*including* Channel Islands)	—	—	—	59	24	—	—	—	2,164	843
Sweden	—	—	—	438	63	—	—	—	10,432	1,878
Germany	—	—	—	928	843	—	—	—	51,700	50,050
Belgium	—	—	—	478	86	—	—	—	14,504	978
Czechoslovakia	—	—	—	388	..	—	—	—	5,432	..
Other Foreign Countries	—	—	—	202	..	—	—	—	5,878	..
TOTAL FOREIGN COUNTRIES	—	—	—	2,434	942	—	—	—	87,946	53,901

(a) Separately recorded from 1935-36.

No. 10—*continued*

ARTICLES, AND COUNTRIES OF CONSIGNMENT; ALSO SHARE OF EACH PROVINCE	QUANTITY					VALUE				
	1932-33	1933-34	1934-35	1935-36	1936-37	1932-33	1933-34	1934-35	1935-36	1936-37
						R	R	R	R	R
Paper and Pasteboard—*continued*										
Paper—continued										
Packing and wrapping paper —*continued*				Cwts.	Cwts.					
Fancy *including* embossed paper (III. M) (*a*)—*continued*										
Share of Bengal	—	—	—	*61*	*1*	—	—	—	*1,560*	*32*
„ *Bombay*	—	—	—	*1,438*	*877*	—	—	—	*61,958*	*54,957*
„ *Sind*	—	—	—	*939*	*86*	—	—	—	*24,615*	*4,543*
„ *Madras*	—	—	—	*54*	*2*	—	—	—	*1,523*	*162*
„ *Burma*	—	—	—	*11*	..	—	—	—	*449*	..
TOTAL	—	—	—	2,493	966	—	—	—	90,110	59,744
Other sorts (III. M) (*a*)—				Cwts.	Cwts.					
United Kingdom (*including* Channel Islands)	—	—	—	26,316	22,595	—	—	—	5,18,085	4,72,633
Ceylon (*excluding* Maldives)	—	—	—	..	88	—	—	—	..	872
Straits Settlements	—	—	—	245	325	—	—	—	4,954	7,608
Hongkong	—	—	—	961	930	—	—	—	12,107	13,464
TOTAL BRITISH EMPIRE	—	—	—	27,522	23,938	—	—	—	5,35,146	4,94,577
Finland	—	—	—	4,299	4,574	—	—	—	44,132	44,512
Sweden	—	—	—	41,358	36,012	—	—	—	5,12,635	4,41,237
Norway	—	—	—	19,941	12,069	—	—	—	2,12,253	1,31,674
Germany	—	—	—	33,893	34,940	—	—	—	5,71,456	6,07,918
Netherlands	—	—	—	3,850	6,994	—	—	—	75,167	84,877
Belgium	—	—	—	1,368	1,094	—	—	—	32,473	21,041
Italy	—	—	—	631	15	—	—	—	10,658	276
Austria	—	—	—	3,647	3,185	—	—	—	70,651	62,736
Czechoslovakia	—	—	—	12,595	12,469	—	—	—	1,93,221	1,92,976
Japan	—	—	—	468	747	—	—	—	20,036	16,827
China (*exclusive* of Hongkong and Macao)	—	—	—	739	672	—	—	—	33,607	30,993
United States of America—										
Vid Atlantic Coast	—	—	—	66	242	—	—	—	1,536	8,590
„ Pacific „	—	—	—	13	18	—	—	—	251	293
Other Foreign Countries	—	—	—	472	65	—	—	—	7,554	1,400
TOTAL FOREIGN COUNTRIES	—	—	—	123,350	113,096	—	—	—	18,90,630	16,95,350
Share of Bengal	—	—	—	*36,368*	*48,013*	—	—	—	*6,33,419*	*7,53,526*
„ *Bombay*	—	—	—	*74,934*	*52,432*	—	—	—	*12,27,334*	*9,39,073*
„ *Sind*	—	—	—	*2,016*	*2,733*	—	—	—	*40,996*	*49,414*
„ *Madras*	—	—	—	*17,326*	*16,387*	—	—	—	*2,71,469*	*2,51,239*
„ *Burma*	—	—	—	*20,223*	*15,419*	—	—	—	*2,53,578*	*1,96,691*
TOTAL	—	—	—	150,872	137,034	—	—	—	24,25,776	21,89,927
Total of Packing and wrapping paper (III. M) (*b*)—	Cwts.	Cwts.	Cwts.	Cwts.	Cwts.					
United Kingdom (*including* Channel Islands)	19,395	14,366	18,573	29,686	26,706	3,54,787	2,30,545	3,66,015	5,75,153	5,23,770
Straits Settlements	247	176	262	245	327	3,676	4,425	7,407	4,954	7,556
Hongkong	1,229	1,215	1,346	961	930	19,458	21,872	28,824	12,107	13,464
Other British Possessions	12	2	12	..	88	121	34	261	..	876
TOTAL BRITISH EMPIRE	20,883	15,759	20,192	30,892	28,051	3,88,037	3,06,876	3,97,007	5,92,214	5,45,770
Finland	9,791	4,619	8,387	10,623	10,387	1,14,171	44,708	82,887	1,03,759	1,06,473
Latvia	1,111	516	920	2,010	23	14,054	5,248	10,364	21,581	254
Sweden	173,327	131,946	174,869	215,443	165,878	23,48,108	15,91,958	19,90,095	24,82,941	19,71,184
Norway	26,340	27,370	24,515	30,924	19,018	3,41,134	3,22,565	2,68,563	4,31,501	2,59,859
Poland (*including* Dantzig)	..	..	585	1,117	117	..	..	6,250	10,039	846
Germany	81,068	11,988	24,901	72,273	84,772	4,62,288	1,78,871	2,95,866	9,96,392	11,67,837
Netherlands	10,464	9,018	5,302	4,896	9,172	1,17,009	1,06,770	81,241	87,127	1,05,870
Belgium	2,425	1,253	957	2,091	5,225	26,874	19,906	17,551	58,093	62,782

(*a*) Separately recorded from 1935-36.
(*b*) Figures prior to 1935-36 relate to packing paper only.

No. 10—*continued*

ARTICLES, AND COUNTRIES OF CONSIGNMENT; ALSO SHARE OF EACH PROVINCE	QUANTITY					VALUE				
	1932-33	1933-34	1934-35	1935-36	1936-37	1932-33	1933-34	1934-35	1935-36	1936-37
Paper and Pasteboard—*continued*						Rs	Rs	Rs	Rs	Rs
Paper—continued										
Packing and wrapping paper—*concluded*										
Total Packing and wrapping paper (III. M) (*a*)—*continued.*	Cwts.	Cwts.	Cwts.	Cwts.	Cwts.					
Italy (*including* Fiume)	3,894	3,202	1,987	881	72	84,922	64,680	39,687	13,149	971
Austria	20,933	30,923	14,638	12,849	17,297	3,03,023	3,72,685	1,84,247	1,68,729	2,13,691
Czechoslovakia	22,124	12,601	33,321	18,363	20,962	2,85,670	1,44,754	3,94,474	2,54,961	2,88,562
Japan	1,003	340	447	507	776	20,313	7,847	12,515	21,159	17,113
China (*exclusive* of Hong-kong and Macão)	129	222	140	781	672	3,386	7,209	10,909	39,178	30,993
United States of America—										
Vid Atlantic Coast	641	213	1,869	1,218	1,445	18,690	3,171	20,698	14,623	34,341
,, Pacific ,,	4	42	37	26	18	270	780	661	489	293
Other Foreign Countries	760	256	577	201	311	12,156	3,728	7,803	5,700	4,161
TOTAL FOREIGN COUNTRIES	304,014	234,509	293,452	374,603	336,095	41,52,063	28,74,971	34,22,816	47,09,421	42,60,189
Share of Bengal	*95,382*	*84,679*	*93,000*	*111,320*	*119,422*	*14,58,072*	*11,86,712*	*12,34,614*	*14,93,254*	*15,32,338*
,, *Bombay*	*152,649*	*110,690*	*143,254*	*1[illegible],289*	*150,057*	*21,24,620*	*12,91,913*	*16,23,727*	*25,52,086*	*20,69,717*
,, *Sind*	*19,255*	*11,492*	*23,121*	*28,679*	*21,917*	*2,57,984*	*1,35,520*	*2,57,777*	*3,37,375*	*2,99,308*
,, *Madras*	*27,039*	*27,133*	*24,859*	*41,649*	*32,079*	*3,63,009*	*3,50,652*	*3,86,225*	*5,43,70*	*4,76,642*
,, *Burma*	*23,579*	*16,274*	*24,410*	*29,958*	*30,611*	*3,41,51b*	*2,17,050*	*3,17,480*	*3,7[illegible],21*	*3,77,410*
TOTAL	324,897	250,268	313,644	405,495	364,146	45,35,100	31,81,847	38,19,823	53,01,635	48,05,959
Printing Paper—										
Machine-glazed poster paper (III. M) (*b*)—										
				Cwts.	Cwts.					
United Kingdom (*including* Channel Islands)	—	—	—	119	677	—	—	—	1,929	11,304
Latvia	—	—	—	923	597	—	—	—	11,934	7,476
Sweden	—	—	—	4,965	1,163	—	—	—	64,588	16,044
Germany	—	—	—	8,329	9,565	—	—	—	1,05,260	1,21,508
Italy (*including* Fiume)	—	—	—	414	214	—	—	—	5,640	2,618
Austria	—	—	—	6,379	3,460	—	—	—	84,912	44,619
Czechoslovakia	—	—	—	11,856	12,364	—	—	—	1,53,188	1,55,259
Other Foreign Countries	—	—	—	661	622	—	—	—	9,028	7,818
TOTAL FOREIGN COUNTRIES	—	—	—	33,527	27,985	—	—	—	4,34,550	3,55,337
Share of Bengal	—	—	—	*12,932*	*10,869*	—	—	—	*1,73,324*	*1,55,269*
,, *Bombay*	—	—	—	*16,010*	*15,630*	—	—	—	*1,99,017*	*1,85,546*
,, *Madras*	—	—	—	*4,375*	*2,090*	—	—	—	*54,292*	*24,863*
,, *Burma*	—	—	—	*329*	*73*	—	—	—	*4,346*	*963*
TOTAL	—	—	—	33,646	28,662	—	—	—	4,36,479	3,66,641
Litho paper (III. M) (*b*)—										
				Cwts.	Cwts.					
United Kingdom (*including* Channel Islands)	—	—	—	323	1,205	—	—	—	7,622	22,242
Sweden	—	—	—	878	21	—	—	—	11,712	334
Netherlands	—	—	—	874	581	—	—	—	12,165	7,819
Other Foreign Countries	—	—	—	467	..	—	—	—	7,090	..
TOTAL FOREIGN COUNTRIES	—	—	—	2,219	602	—	—	—	30,957	8,153
Share of Bengal	—	—	—	*602*	*1,056*	—	—	—	*10,142*	*18,986*
,, *Bombay*	—	—	—	*1,724*	*581*	—	—	—	*23,468*	*7,819*
,, *Sind*	—	—	—	*116*	*161*	—	—	—	*2,915*	*3,282*
,, *Madras*	—	—	—	*100*	*9*	—	—	—	*2,054*	*308*
TOTAL	—	—	—	2,542	1,807	—	—	—	38,579	30,395

(*a*) Figures prior to 1935-36, relate to packing paper only.
(*b*) Separately recorded from 1935-36.

No. 10—*continued*

ARTICLES AND COUNTRIES OF CONSIGNMENT; ALSO SHARE OF EACH PROVINCE	QUANTITY					VALUE				
	1932-33	1933-34	1934-35	1935-36	1936-37	1932-33	1933-34	1934-35	1935-36	1936-37
						Rs	Rs	Rs	Rs	Rs
Paper and Pasteboard—*continued*										
Paper—continued										
Printing Paper—*contd.*										
White printing paper other than machine-glazed poster and litho—										
News printing (III. M)(*a*)—				Cwts.	Cwts.					
United Kingdom (*including* Channel Islands)	—	—	—	12,878	4,400	—	—	—	1,08,070	36,008
Canada—										
Via Atlantic Coast	—	—	—	15,511	65,051	—	—	—	99,565	4,12,306
TOTAL BRITISH EMPIRE	—	—	—	28,389	69,451	—	—	—	2,08,535	4,48,314
Finland	—	—	—	119,889	75,197	—	—	—	9,73,495	5,83,002
Estonia	—	—	—	844	1,231	—	—	—	7,103	11,829
Sweden	—	—	—	41,905	24,102	—	—	—	2,99,020	1,78,481
Norway	—	—	—	233,607	228,583	—	—	—	17,23,827	16,01,818
Germany	—	—	—	199,512	307,902	—	—	—	14,92,257	22,52,087
Netherlands	—	—	—	510	80	—	—	—	5,746	295
Italy (*including* Fiume)	—	—	—	1,324	..	—	—	—	23,687	..
Austria	—	—	—	55,341	19,818	—	—	—	4,70,985	1,71,712
Czechoslovakia	—	—	—	3,015	7,482	—	—	—	25,065	44,006
United States of America—										
Via Atlantic Coast	—	—	—	2,172	1,033	—	—	—	13,823	6,837
Other Foreign Countries	—	—	—	47	62	—	—	—	947	861
TOTAL FOREIGN COUNTRIES	—	—	—	658,166	665,510	—	—	—	50,36,455	48,50,928
Share of Bengal	—	—	—	*224,594*	*262,553*	—	—	—	*27,15,039*	*18,31,751*
,, *Bombay*	—	—	—	*232,594*	*249,475*	—	—	—	*16,38,889*	*16,81,839*
,, *Sind*	—	—	—	*69,091*	*67,532*	—	—	—	*5,44,562*	*5,21,468*
,, *Madras*	—	—	—	*117,686*	*106,382*	—	—	—	*9,12,866*	*7,66,160*
,, *Burma*	—	—	—	*42,590*	*49,049*	—	—	—	*4,34,124*	*4,98,031*
TOTAL	—	—	—	686,555	734,961	—	—	—	52,44,990	52,99,242
Others (III. M)(*a*)—				Cwts.	Cwts.					
United Kingdom (*including* Channel Islands)	—	—	—	5,806	13,828	—	—	—	1,37,004	2,34,245
Finland	—	—	—	10,615	7,858	—	—	—	89,590	64,814
Latvia	—	—	—	432	..	—	—	—	6,687	..
Sweden	—	—	—	3,401	1,791	—	—	—	49,301	24,048
Norway	—	—	—	8,265	5,727	—	—	—	81,682	62,849
Germany	—	—	—	30,067	50,444	—	—	—	4,53,155	7,06,965
Netherlands	—	—	—	15,730	18,205	—	—	—	2,04,138	2,27,198
Belgium	—	—	—	1,889	648	—	—	—	38,628	11,172
Italy (*including* Fiume)	—	—	—	2,783	992	—	—	—	58,057	16,489
Austria	—	—	—	2,129	1,009	—	—	—	21,152	12,693
Czechoslovakia	—	—	—	18	624	—	—	—	200	7,573
Japan	—	—	—	4,298	6,116	—	—	—	77,513	1,35,174
United States of America—										
Via Atlantic Coast	—	—	—	42	708	—	—	—	1,519	11,634
Other Foreign Countries	—	—	—	161	21	—	—	—	1,786	219
TOTAL FOREIGN COUNTRIES	—	—	—	79,830	93,643	—	—	—	10,33,903	12,70,826
Share of Bengal	—	—	—	*7,523*	*27,799*	—	—	—	*1,36,459*	*4,55,324*
,, *Bombay*	—	—	—	*52,025*	*57,934*	—	—	—	*7,48,078*	*7,66,016*
,, *Sind*	—	—	—	*8,697*	*5,289*	—	—	—	*1,58,007*	*77,566*
,, *Madras*	—	—	—	*17,391*	*16,449*	—	—	—	*1,78,353*	*2,06,165*
TOTAL	—	—	—	85,636	107,471	—	—	—	12,20,907	15,05,071

(*a*) Separately recorded from 1935-36.

No. 10—*continued*

ARTICLES, AND COUNTRIES OF CONSIGNMENT; ALSO SHARE OF EACH PROVINCE	QUANTITY					VALUE				
	1932-33	1933-34	1934-35	1935-36	1936-37	1932-33	1933-34	1934-35	1935-36	1936-37
						R	R	R	R	R
Paper and Pasteboard—*continued*.										
Paper—continued.										
Printing Paper—*contd.*										
Other sorts (III. M)(a)—				Cwts.	Cwts.					
United Kingdom (*including* Channel Islands)	—	—	—	24,218	13,061	—	—	—	5,44,423	2,99,446
Canada—										
Vid Atlantic Coast	—	—	—	50	4,784	—	—	—	1,125	28,686
TOTAL BRITISH EMPIRE	—	—	—	24,268	17,845	—	—	—	5,45,548	3,28,032
Finland	—	—	—	11,835	4,348	—	—	—	1,14,445	38,274
Latvia	—	—	—	789	60	—	—	—	9,790	1,975
Sweden	—	—	—	8,667	5,689	—	—	—	1,03,228	58,411
Norway	—	—	—	28,565	9,065	—	—	—	2,92,961	1,04,198
Germany	—	—	—	82,546	63,000	—	—	—	9,33,855	7,23,440
Netherlands	—	—	—	8,161	5,133	—	—	—	1,15,907	50,759
Belgium	—	—	—	3,778	1,221	—	—	—	35,106	25,897
Italy (*including* Fiume)	—	—	—	589	80	—	—	—	6,592	1,568
Austria	—	—	—	29,038	8,059	—	—	—	3,23,698	94,113
Czechoslovakia	—	—	—	1,552	1,064	—	—	—	15,306	13,963
Japan	—	—	—	4,648	1,441	—	—	—	39,041	27,260
United States of America— *Vid* Atlantic Coast	—	—	—	988	1,035	—	—	—	29,116	30,384
„ Pacific „	—	—	—	..	157	—	—	—	..	2,422
Other Foreign Countries	—	—	—	483	172	—	—	—	4,717	2,599
TOTAL FOREIGN COUNTRIES	—	—	—	181,689	100,494	—	—	—	21,23,262	11,75,258
Share of Bengal	—	—	—	*50,041*	*35,038*	—	—	—	*7,19,128*	*4,53,514*
„ *Bombay*	—	—	—	*67,361*	*28,695*	—	—	—	*10,10,848*	*4,81,941*
„ *Sind*	—	—	—	*13,374*	*13,529*	—	—	—	*1,10,945*	*1,11,264*
„ *Madras*	—	—	—	*67,476*	*35,690*	—	—	—	*7,29,471*	*3,95,686*
„ *Burma*	—	—	—	*3,705*	*5,187*	—	—	—	*93,418*	*60,935*
TOTAL	—	—	—	205,957	118,339	—	—	—	26,68,810	15,03,840
News printing (III. M)(b)—	Cwts.	Cwts.	Cwts.							
United Kingdom (*including* Channel Islands)	9,427	9,019	5,246	—	—	98,046	79,467	50,008	—	—
Canada—										
Vid Atlantic Coast	495	6,704	16,268	—	—	6,068	63,808	1,00,662	—	—
„ Pacific „	..	4,780	9,392	—	—	..	35,529	71,506	—	—
Other British Possessions	3	..	4	—	—	32	..	52	—	—
TOTAL BRITISH EMPIRE	9,925	20,512	30,910	—	—	1,04,146	1,78,804	2,22,228	—	—
Finland	46,704	84,866	1,03,097	—	—	5,07,881	7,86,302	8,88,917	—	—
Estonia	1,925	4,429	1,655	—	—	17,794	45,409	15,145	—	—
Sweden	51,657	52,675	62,828	—	—	5,01,057	4,12,245	4,48,757	—	—
Norway	203,843	216,556	1,03,949	—	—	20,71,229	19,64,001	14,78,298	—	—
Germany	30,767	33,853	38,709	—	—	3,36,295	2,67,839	3,28,477	—	—
Netherlands	807	3,408	1,750	—	—	8,374	25,215	12,081	—	—
Italy (*including* Fiume)	6,684	2,244	777	—	—	76,720	19,289	11,927	—	—
Austria	102,295	86,884	1,00,008	—	—	11,08,305	8,09,124	9,57,578	—	—
Czechoslovakia	1,039	4,514	6,545	—	—	8,232	40,880	60,228	—	—
Other Foreign Countries	925	1,175	599	—	—	10,358	8,660	6,094	—	—
TOTAL FOREIGN COUNTRIES	446,647	490,600	518,015	—	—	46,46,335	45,78,964	42,02,502	—	—

(a) Separately recorded from 1935-36.
(b) Discontinued from 1935-36.

No. 10—*continued*

ARTICLES, AND COUNTRIES OF CONSIGNMENT; ALSO SHARE OF EACH PROVINCE	QUANTITY					VALUE				
	1932-33	1933-34	1934-35	1935-36	1936-37	1932-33	1933-34	1934-35	1935-36	1936-37
						Rs	Rs	Rs	Rs	Rs
Paper and Pasteboard—*continued*										
Paper—continued										
Printing paper—*continued*										
News printing (III. M) (a) —*continued*	Cwts.	Cwts.	Cwts.							
Share of Bengal	*129,253*	*132,934*	*169,237*	—	—	*12,93,258*	*13,07,826*	*13,54,183*	—	—
„ *Bombay*	*177,934*	*203,478*	*192,284*	—	—	*17,44,930*	*16,23,769*	*14,08,150*	—	—
„ *Sind*	*60,509*	*63,625*	*63,583*	—	—	*6,20,948*	*5,79,171*	*5,44,102*	—	—
„ *Madras*	*69,712*	*79,789*	*86,017*	—	—	*7,27,750*	*7,90,931*	*7,16,414*	—	—
„ *Burma*	*28,164*	*31,286*	*38,704*	—	—	*3,64,445*	*3,33,071*	*4,01,931*	—	—
Protected	1,196	3,172	2,000	—	—	14,936	27,056	19,894	—	—
Not protected	455,376	507,940	547,825	—	—	47,35,545	45,30,712	44,04,836	—	—
TOTAL	456,572	511,112	549,825	—	—	47,50,481	45,57,768	44,24,730	—	—
Other sorts (III. M) (a)—	Cwts.	Cwts.	Cwts.							
United Kingdom (*including* Channel Islands)	35,038	37,320	34,116	—	—	7,75,146	7,82,648	7,53,739	—	—
Other British Possessions	38	18	2	—	—	830	592	35	—	—
TOTAL BRITISH EMPIRE	35,076	37,338	34,118	—	—	7,75,976	7,83,240	7,53,774	—	—
Finland	19,498	15,870	12,922	—	—	2,54,571	1,74,875	1,31,398	—	—
Estonia	160	745	767	—	—	1,919	7,737	9,131	—	—
Latvia	825	31	2,334	—	—	7,286	437	1,672	—	—
Sweden	10,817	20,872	17,891	—	—	1,78,639	3,07,876	2,57,922	—	—
Norway	26,176	32,275	13,586	—	—	3,37,708	3,53,437	1,51,365	—	—
Germany	30,144	28,120	34,796	—	—	5,32,042	5,06,100	5,66,808	—	—
Netherlands	35,178	38,716	28,184	—	—	5,21,396	5,27,618	3,74,069	—	—
Belgium	4,587	4,082	4,126	—	—	1,16,568	1,17,518	89,601	—	—
France	..	349	115	—	—	..	5,141	1,567	—	—
Italy (*including* Fiume)	4,225	3,742	5,393	—	—	75,937	65,481	88,366	—	—
Austria	49,803	60,239	26,588	—	—	6,26,920	7,01,970	3,26,578	—	—
Czechoslovakia	3,411	6,703	23,728	—	—	51,395	88,904	2,52,053	—	—
Japan	2,544	3,209	2,217	—	—	54,861	1,41,428	43,206	—	—
United States of America—*Vid* Atlantic Coast	380	1,237	1,955	—	—	22,924	42,574	41,855	—	—
Other Foreign Countries	107	42	36	—	—	1,687	468	553	—	—
TOTAL FOREIGN COUNTRIES	187,845	222,132	174,688	—	—	27,83,354	30,41,604	23,56,244	—	—
Share of Bengal	*68,881*	*86,885*	*60,251*	—	—	*10,46,300*	*12,55,908*	*8,30,276*	—	—
„ *Bombay*	*69,697*	*98,747*	*89,295*	—	—	*13,36,408*	*15,61,737*	*14,30,562*	—	—
„ *Sind*	*9,363*	*9,923*	*10,483*	—	—	*1,60,503*	*1,53,772*	*1,59,821*	—	—
„ *Madras*	*65,309*	*60,900*	*51,821*	—	—	*8,84,538*	*7,57,033*	*6,11,191*	—	—
„ *Burma*	*9,771*	*8,015*	*6,906*	—	—	*1,29,581*	*97,044*	*78,168*	—	—
Protected	90,208	114,016	97,607	—	—	17,26,447	19,82,154	16,91,710	—	—
Not protected	132,713	145,454	111,149	—	—	18,32,888	18,42,690	14,18,308	—	—
TOTAL	222,921	259,470	208,756	—	—	35,59,330	38,24,844	31,10,018	—	—
Total of Printing paper (III. M)—	Cwts.	Cwts.	Cwts.	Cwts.	Cwts.					
United Kingdom (*including* Channel Islands)	44,465	46,339	39,362	43,344	33,171	8,78,192	8,62,115	8,08,747	7,99,948	6,08,245
Canada— *Vid* Atlantic Coast	518	6,722	16,268	15,561	69,835	6,639	64,898	1,00,662	1,00,690	4,40,942
„ Pacific „	..	4,789	9,392	..	..	..	35,529	71,506	..	..
Other British Possessions	18	..	6	..	..	291	2	87	..	..
TOTAL BRITISH EMPIRE	45,001	57,850	65,028	58,905	103,006	8,80,122	9,62,044	9,76,002	9,00,638	10,44,187

(a) Discontinued from 1935-36.

No. 10—*continued*

ARTICLES, AND COUNTRIES OF CONSIGNMENT; ALSO SHARE OF EACH PROVINCE	QUANTITY					VALUE				
	1932-33	1933-34	1934-35	1935-36	1936-37	1932-33	1933-34	1934-35	1935-36	1936-37
Paper and Pasteboard—*continued*										
Paper—continued						R	R	R	R	R
Printing paper—*concluded*										
Total of Printing paper (III. M) —*continued*	Cwts.	Cwts.	Cwts.	Cwts.	Cwts.					
Finland	66,197	100,786	116,019	141,981	86,903	7,61,952	9,61,177	10,20,815	11,79,297	6,86,090
Estonia	2,085	5,174	2,422	1,272	1,892	19,713	58,146	24,276	11,488	13,829
Latvia	825	391	2,455	2,141	657	7,286	3,514	23,071	29,358	9,451
Sweden	62,474	78,547	80,719	59,816	32,736	6,79,696	7,20,121	7,01,679	5,27,849	2,77,818
Norway	230,019	248,831	207,535	270,740	243,711	24,08,987	23,17,488	16,29,663	21,02,133	17,73,242
Germany	60,911	61,978	78,505	320,619	430,911	8,68,338	7,73,939	8,95,375	29,86,866	38,04,000
Netherlands	35,980	42,119	29,934	25,482	24,285	5,29,770	5,52,833	3,86,150	3,41,862	2,89,502
Belgium	4,989	5,087	4,271	5,714	1,951	1,21,395	1,19,261	92,015	1,24,393	37,930
France	264	349	114	..	..	2,202	5,141	1,567	..	..
Italy (*including* Fiume)	10,909	5,986	6,170	5,374	1,286	1,52,657	84,770	1,00,293	98,295	20,675
Austria	152,099	147,123	135,595	93,487	32,346	17,35,225	15,11,094	12,84,156	9,00,747	3,23,136
Czechoslovakia	4,450	11,217	30,273	16,441	21,534	60,217	1,29,784	3,12,261	1,93,759	2,20,800
Japan	2,745	8,209	2,217	8,946	7,557	55,796	1,41,428	43,206	1,66,554	1,52,434
United States of America—										
Via Atlantic Coast	417	1,926	1,955	3,202	2,776	24,554	46,226	41,865	44,458	48,856
,, Pacific ,,	..	..	..	..	157	1	..	..	..	2,422
Other Foreign Countries	128	64	369	216	32	1,950	696	2,834	2,068	818
TOTAL FOREIGN COUNTRIES	684,492	712,732	693,558	955,431	888,234	74,29,689	74,20,568	65,58,746	87,09,127	76,60,502
Share of Bengal	*159,134*	*219,819*	*219,488*	*295,692*	*337,315*	*23,41,558*	*25,63,034*	*21,84,469*	*27,59,602*	*29,14,344*
,, *Bombay*	*247,531*	*297,225*	*281,579*	*369,714*	*358,515*	*30,81,338*	*31,35,508*	*23,38,712*	*36,19,800*	*31,23,161*
,, *Sind*	*69,872*	*73,548*	*74,068*	*90,278*	*86,511*	*7,80,551*	*7,25,943*	*7,03,923*	*8,16,429*	*7,13,576*
,, *Madras*	*135,021*	*140,639*	*137,338*	*207,023*	*160,590*	*16,12,288*	*14,78,014*	*13,27,605*	*18,77,036*	*13,93,182*
,, *Burma*	*37,935*	*39,301*	*45,610*	*51,624*	*54,309*	*4,94,026*	*4,30,115*	*4,80,099*	*5,36,898*	*5,09,932*
Protected	91,404	117,188	99,607	100,661	90,752	17,41,388	20,09,210	17,11,604	16,86,466	14,53,053
Not protected	583,089	653,394	658,974	913,675	900,488	65,68,428	63,73,402	58,23,144	79,23,299	72,51,636
TOTAL	679,493	770,582	758,581	1,014,336	991,240	83,09,811	83,82,612	75,34,748	96,09,765	87,04,689
Writing paper and envelopes—				Cwts.	Cwts.					
Azure laid or wove and ledger (III. M) (*a*)—										
United Kingdom (*including* Channel Islands)	—	—	—	3,564	4,382	—	—	—	1,53,898	2,07,068
Finland	—	—	—	603	126	—	—	—	8,681	1,809
Norway	—	—	—	627	464	—	—	—	9,778	6,970
Germany	—	—	—	85	747	—	—	—	1,434	10,906
Austria	—	—	—	1,040	1,771	—	—	—	20,317	24,891
Other Foreign Countries	—	—	—	325	66	—	—	—	5,570	2,102
TOTAL FOREIGN COUNTRIES	—	—	—	2,680	3,174	—	—	—	45,780	56,178
Share of Bengal	—	—	—	*552*	*1,917*	—	—	—	*25,719*	*27,355*
,, *Bombay*	—	—	—	*2,045*	*2,828*	—	—	—	*70,704*	*81,980*
,, *Sind*	—	—	—	*334*	*94*	—	—	—	*6,011*	*1,893*
,, *Madras*	—	—	—	*2,630*	*2,042*	—	—	—	*82,660*	*66,060*
,, *Burma*	—	—	—	*633*	*675*	—	—	—	*14,529*	*15,958*
TOTAL	—	—	—	6,244	7,556	—	—	—	1,99,623	2,63,246
Cream (III. M) (*a*)—				Cwts.	Cwts.					
United Kingdom (*including* Channel Islands)	—	—	—	4,300	4,303	—	—	—	1,47,357	1,99,343
Other British Possessions	—	—	—	35	34	—	—	—	933	826
TOTAL BRITISH EMPIRE	—	—	—	4,335	4,337	—	—	—	1,48,290	2,00,169

(*a*) Separately recorded from 1935-36.

No. 10—*continued*

ARTICLES, AND COUNTRIES OF CONSIGNMENT; ALSO SHARE OF EACH PROVINCE	Quantity					Value				
	1932-33	1933-34	1934-35	1935-36	1936-37	1932-33	1933-34	1934-35	1935-36	1936-37
Paper and Pasteboard—*continued*										
Paper—continued				Cwts.	Cwts.				₹	₹
Writing paper and envelopes—*continued*										
Cream (III. M) (*a*)—*continued*										
Finland	—	—	—	2,013	1,317	—	—	—	27,002	18,242
Latvia	—	—	—	794	387	—	—	—	12,372	6,757
Sweden	—	—	—	1,031	298	—	—	—	15,901	4,640
Norway	—	—	—	9,506	12,467	—	—	—	1,50,086	1,89,361
Germany	—	—	—	712	5,147	—	—	—	10,068	66,362
Netherlands	—	—	—	3,706	3,845	—	—	—	50,249	61,987
Austria	—	—	—	843	1,029	—	—	—	15,021	17,703
Czechoslovakia	—	—	—	524	524	—	—	—	8,029	7,078
Iran	—	—	—	..	20	—	—	—	..	340
TOTAL FOREIGN COUNTRIES	—	—	—	19,129	25,034	—	—	—	2,94,728	3,72,470
Share of Bengal	—	—	—	*2,278*	*3,434*	—	—	—	*61,815*	*2,28,816*
„ *Bombay*	—	—	—	*13,011*	*12,877*	—	—	—	*2,56,561*	*2,27,000*
„ *Sind*	—	—	—	*6,154*	*6,174*	—	—	—	*87,160*	*85,216*
„ *Madras*	—	—	—	*1,720*	*1,601*	—	—	—	*30,891*	*27,674*
„ *Burma*	—	—	—	*301*	*285*	—	—	—	*6,591*	*3,935*
TOTAL	—	—	—	23,464	29,371	—	—	—	4,43,018	5,72,639
Other sorts of writing paper (III. M) (*a*)—				Cwts.	Cwts.					
United Kingdom (*including* Channel Islands)	—	—	—	17,002	14,354	—	—	—	7,77,062	5,91,955
Canada—										
Vid Atlantic Coast	—	—	—	525	908	—	—	—	12,544	21,897
Other British Possessions	—	—	—	19	24	—	—	—	991	1,466
TOTAL BRITISH EMPIRE	—	—	—	17,546	15,286	—	—	—	7,90,597	6,15,318
Estonia	—	—	—	660	1,060	—	—	—	9,141	13,934
Latvia	—	—	—	3,630	1,556	—	—	—	65,308	21,737
Sweden	—	—	—	13,016	11,254	—	—	—	2,05,171	1,74,972
Norway	—	—	—	45,401	34,606	—	—	—	7,93,158	6,07,301
Finland	—	—	—	2,517	2,425	—	—	—	33,871	29,479
Germany	—	—	—	6,982	22,672	—	—	—	1,10,538	3,44,480
Netherlands	—	—	—	3,354	5,144	—	—	—	48,559	68,321
Belgium	—	—	—	131	529	—	—	—	3,481	10,412
Austria	—	—	—	5,460	3,917	—	—	—	92,711	67,040
Czechoslovakia	—	—	—	2,700	1,558	—	—	—	57,729	26,462
Japan	—	—	—	983	2,523	—	—	—	21,485	49,971
United States of America—										
Vid Atlantic Coast	—	—	—	2,483	1,078	—	—	—	50,003	27,957
„ Pacific „	—	—	—	182	37	—	—	—	3,120	557
Other Foreign Countries	—	—	—	823	216	—	—	—	10,422	4,873
TOTAL FOREIGN COUNTRIES	—	—	—	87,821	86,380	—	—	—	15,04,647	14,47,496
Share of Bengal	—	—	—	*23,498*	*18,194*	—	—	—	*5,77,910*	*3,65,528*
„ *Bombay*	—	—	—	*54,634*	*51,059*	—	—	—	*11,94,598*	*10,64,320*
„ *Sind*	—	—	—	*14,588*	*17,827*	—	—	—	*3,31,319*	*3,96,948*
„ *Madras*	—	—	—	*9,632*	*13,476*	—	—	—	*2,16,430*	*2,62,2?4*
„ *Burma*	—	—	—	*3,016*	*3,110*	—	—	—	*74,993*	*73,760*
TOTAL	—	—	—	105,367	103,666	—	—	—	22,95,244	20,62,814
Writing pads (III. M) (*a*)—				Cwts.	Cwts.					
United Kingdom (*including* Channel Islands)	—	—	—	2,304	2,144	—	—	—	1,11,018	1,06,098
Other British Possessions	—	—	—	1	..	—	—	—	19	31
TOTAL BRITISH EMPIRE	—	—	—	2,305	2,144	—	—	—	1,11,037	1,06,129
TOTAL FOREIGN COUNTRIES	—	—	—	50	82	—	—	—	1,327	1,041

(*a*) Separately recorded from 1935-36.

No. 10—*continued*

ARTICLES, AND COUNTRIES OF CONSIGNMENT; ALSO SHARE OF EACH PROVINCE	QUANTITY					VALUE				
	1932-33	1933-34	1934-35	1935-36	1936-37	1932-33	1933-34	1934-35	1935-36	1936-37
Paper and Pasteboard—*continued*						R	R	R	R	R
***Paper*—continued.**										
Writing paper and envelopes —*contd.*										
Writing pads (III. M) (*a*)—*contd.*				Cwts.	Cwts.					
Share of Bengal	—	—	—	*443*	*541*	—	—	—	*22,189*	*29,409*
„ *Bombay*	—	—	—	*719*	*590*	—	—	—	*32,773*	*26,097*
„ *Sind*	—	—	—	*698*	*563*	—	—	—	*31,269*	*27,698*
„ *Madras*	—	—	—	*293*	*333*	—	—	—	*15,886*	*14,104*
„ *Burma*	—	—	—	*202*	*194*	—	—	—	*11,207*	*10,762*
TOTAL	—	—	—	2,355	2,226	—	—	—	1,13,264	1,08,070
Boxed stationery (III. M) (*a*)—				Cwts.	Cwts.					
United Kingdom (*including* Channel Island)	—	—	—	5,217	4,749	—	—	—	3,05,192	2,74,852
Other British Possessions	—	—	—	58	62	—	—	—	3,191	3,385
TOTAL BRITISH EMPIRE	—	—	—	5,275	4,811	—	—	—	3,08,383	2,78,237
Germany	—	—	—	4,098	2,665	—	—	—	94,890	62,764
Japan	—	—	—	234	74	—	—	—	8,374	3,466
Other Foreign Countries	—	—	—	186	117	—	—	—	8,357	8,652
TOTAL FOREIGN COUNTRIES	—	—	—	4,518	2,856	—	—	—	1,11,621	74,882
Share of Bengal	—	—	—	*1,740*	*1,313*	—	—	—	*1,01,856*	*87,271*
„ *Bombay*	—	—	—	*3,661*	*2,157*	—	—	—	*1,10,535*	*77,641*
„ *Sind*	—	—	—	*1,164*	*713*	—	—	—	*79,018*	*56,397*
„ *Madras*	—	—	—	*2,544*	*2,855*	—	—	—	*96,558*	*1,00,989*
„ *Burma*	—	—	—	*684*	*629*	—	—	—	*32,037*	*30,821*
TOTAL	—	—	—	9,793	7,667	—	—	—	4,20,004	3,53,119
Writing paper in large sheets (III M) (*b*)—	Cwts.	Cwts.	Cwts.							
United Kingdom (*including* Channel Islands)	23,225	23,453	22,189	—	—	8,53,198	8,72,005	8,77,125	—	—
Canada—										
Via Atlantic Coast	358	744	681	—	—	9,482	19,698	17,262	—	—
„ Pacific „	57	58	..	—	—	1,417	1,053	..	—	—
Other British Possessions	20	46	2	—	—	837	1,405	52	—	—
TOTAL BRITISH EMPIRE	23,655	24,301	22,872	—	—	8,64,934	8,94,161	8,94,439	—	—
Finland	4,311	3,343	4,864	—	—	71,505	48,914	75,674	—	—
Estonia	22	1,253	1,626	—	—	205	25,436	21,037	—	—
Latvia	639	468	423	—	—	14,092	8,933	8,647	—	—
Sweden	9,457	14,092	10,126	—	—	1,75,506	2,33,809	1,56,741	—	—
Norway	38,559	49,077	45,902	—	—	7,68,855	8,49,212	8,47,854	—	—
Poland (*including* Danzig)	..	197	41	—	—	..	5,270	543	—	—
Germany	3,281	647	1,840	—	—	63,002	11,281	36,619	—	—
Netherlands	11,552	8,864	6,588	—	—	1,98,060	1,32,397	1,03,497	—	—
Belgium	656	393	177	—	—	13,542	9,247	4,646	—	—
Italy (*including* Fiume)	840	371	118	—	—	15,046	6,711	2,291	—	—
Austria	23,572	17,750	15,347	—	—	4,82,188	3,33,094	2,90,584	—	—
Czechoslovakia	140	118	2,702	—	—	3,354	1,830	54,822	—	—
Yugoslavia (Kingdom of the Serbs, Croats and Slovenes)	..	325	38	—	—	..	6,852	774	—	—
Japan	12,107	10,587	335	—	—	2,62,747	2,28,591	3,451	—	—
United States of America—										
Via Atlantic Coast	844	1,147	820	—	—	20,931	32,014	28,940	—	—
„ Pacific „	..	104	..	—	—	..	2,010	..	—	—
Other Foreign Countries	..	27	49	—	—	55	1,504	2,539	—	—
TOTAL FOREIGN COUNTRIES	105,980	108,763	90,986	—	—	20,97,988	19,37,105	16,34,789	—	—

(*a*) Separately recorded from 1935-36.
(*b*) Discontinued from 1935-36.

No. 10—*continued*

ARTICLES, AND COUNTRIES OF CONSIGNMENT; ALSO SHARE OF EACH PROVINCE	QUANTITY					VALUE				
	1932-33	1933-34	1934-35	1935-36	1936-37	1932-33	1933-34	1934-35	1935-36	1936-37
						R	R	R		
Paper and Pasteboard—*continued*										
Paper—continued										
Writing paper and envelopes—*continued*										
Writing paper in large sheets (III. M) (a)—*continued*	Cwts.	Cwts.	Cwts.							
Share of Bengal	*18,313*	*20,441*	*21,247*	—	—	*523,456*	*5,32,586*	*5,90,098*	—	—
„ *Bombay*	*67,432*	*71,865*	*56,652*	—	—	*15,20,788*	*14,91,101*	*11,84,614*	—	—
„ *Sind*	*17,863*	*16,781*	*15,760*	—	—	*2,95,416*	*2,62,629*	*2,95,263*	—	—
„ *Madras*	*17,313*	*17,375*	*14,368*	—	—	*4,79,569*	*4,33,587*	*3,62,794*	—	—
„ *Burma*	*7,314*	*6,602*	*6,637*	—	—	*1,43,141*	*1,29,413*	*96,469*	—	—
TOTAL (PROTECTED)	128,635	133,064	113,858	—	—	29,62,372	28,31,266	25,29,128	—	—
Note and letter paper and envelopes (III. H) (a)—	Cwts.	Cwts.	Cwts.							
United Kingdom (*including* Channel Islands)	4,581	4,598	4,051	—	—	2,54,439	2,45,826	2,20,427	—	—
Other British Possessions	45	36	44	—	—	2,534	2,170	2,625	—	—
TOTAL BRITISH EMPIRE	4,626	4,634	4,095	—	—	2,56,973	2,47,996	2,23,052	—	—
Germany	60	291	273	—	—	2,663	6,789	5,689	—	—
Austria	27	446	128	—	—	722	6,920	2,832	—	—
Japan	38	10	204	—	—	1,098	271	6,114	—	—
Other Foreign Countries	512	363	313	—	—	13,038	10,867	11,182	—	—
TOTAL FOREIGN COUNTRIES	637	1,110	918	—	—	17,521	24,847	25,867	—	—
Share of Bengal	*838*	*1,141*	*1,219*	—	—	*44,813*	*51,632*	*57,426*	—	—
„ *Bombay*	*2,073*	*2,302*	*1,822*	—	—	*1,00,599*	*90,680*	*86,265*	—	—
„ *Sind*	*1,066*	*905*	*819*	—	—	*58,929*	*51,149*	*49,617*	—	—
„ *Madras*	*301*	*401*	*-173*	—	—	*17,475*	*23,793*	*10,578*	—	—
„ *Burma*	*985*	*995*	*973*	—	—	*52,573*	*55,589*	*44,973*	—	—
Protected	5,035	5,585	4,780	—	—	2,59,137	2,62,526	2,38,947	—	—
Not protected	228	159	233	—	—	15,357	10,317	9,972	—	—
TOTAL	5,263	5,744	5,013	—	—	2,74,494	2,72,843	2,48,919	—	—
Envelopes imported separately (III. M) (a)—	Cwts.	Cwts	Cwts.							
United Kingdom (*including* Channel Islands)	6,537	6,684	6,385	—	—	3,64,567	3,61,684	3,42,269	—	—
Other British Possessions	45	19	36	—	—	3,759	1,932	2,239	—	—
TOTAL BRITISH EMPIRE	6,582	6,703	6,421	—	—	3,68,316	3,63,616	3,44,508	—	—
Sweden	982	706	1,539	—	—	35,237	18,947	27,576	—	—
Germany	7,462	4,668	5,814	—	—	2,51,666	1,38,390	1,63,744	—	—
Austria	374	200	1	—	—	10,565	5,512	78	—	—
United States of America—										
Vid Atlantic Coast	54	68	67	—	—	6,979	4,037	5,596	—	—
„ Pacific „	3	..	5	—	—	768	..	108	—	—
Other Foreign Countries	298	207	163	—	—	10,866	8,335	8,549	—	—
TOTAL FOREIGN COUNTRIES	9,173	5,844	7,589	—	—	3,16,126	1,75,221	2,05,646	—	—

(a) Discontinued from 1935-36.

No. 10—*continued*

ARTICLES, AND COUNTRIES OF CONSIGNMENT; ALSO SHARE OF EACH PROVINCE	QUANTITY					VALUE				
	1932-33	1933-34	1934-35	1935-36	1936-37	1932-33	1933-34	1934-35	1935-36	1936-37
Paper and Pasteboard—*continued*						R	R	R	R	R
Paper—continued										
Writing paper and envelopes—*continued*	Cwts.	Cwts.	Cwts.							
Envelopes imported separately (III. M) (*a*)—										
Share of Bengal	*1,305*	*1,439*	*2,382*	—	—	*60,116*	*32,928*	*83,139*	—	—
„ *Bombay*	*6,853*	*5,216*	*6,184*	—	—	*3,01,139*	*2,13,578*	*2,41,910*	—	—
„ *Sind*	*2,682*	*1,455*	*1,195*	—	—	*1,25,368*	*81,231*	*74,765*	—	—
„ *Madras*	*3,974*	*3,395*	*3,201*	—	—	*1,62,060*	*1,25,784*	*1,15,737*	—	—
„ *Burma*	*941*	*1,042*	*1,048*	—	—	*35,765*	*35,316*	*34,613*	—	—
Protected	4,788	4,278	5,065	—	—	2,88,044	2,66,898	2,82,007	—	—
Not protected	11,017	8,269	8,945	—	—	3,96,398	2,71,939	2,68,147	—	—
TOTAL	15,755	12,547	14,010	—	—	6,84,442	5,38,837	5,50,154	—	—
	Cwts.	Cwts.	Cwts.	Cwts.	Cwts.					
Total of Writing paper and envelopes—										
United Kingdom (*including* Channel Islands)	33,343	34,735	32,625	32,387	29,932	14,72,194	14,79,515	14,39,821	14,05,422	13,79,316
Canada—										
Vid Atlantic Coast	353	744	681	548	942	9,500	19,758	17,262	13,139	22,733
„ Pacific „	57	58	..	..	..	1,417	1,053	..	..	..
Other British Possessions	110	101	82	90	86	6,562	5,447	4,916	4,539	4,672
TOTAL BRITISH EMPIRE	33,863	35,638	33,388	33,025	30,960	14,89,673	15,05,773	14,61,999	15,13,100	14,06,921
Finland	4,311	3,364	4,870	5,133	3,872	71,505	49,250	76,000	69,504	49,648
Estonia	22	1,253	1,626	660	1,060	205	25,436	21,937	9,141	13,934
Latvia	639	468	428	4,516	1,943	14,092	8,933	8,647	79,344	28,494
Sweden	10,518	14,812	11,678	14,231	11,600	2,12,511	2,53,245	1,84,729	2,24,752	1,80,698
Norway	38,701	49,368	46,118	55,549	47,560	7,71,992	8,54,239	8,49,527	9,53,262	8,04,064
Poland (*including* Danzig)	..	197	41	..	58	..	5,270	543	..	856
Germany	10,803	5,606	7,927	11,893	21,234	3,17,331	1,56,460	2,06,252	2,17,337	4,84,933
Netherlands	11,726	8,884	6,621	7,148	9,023	2,00,876	1,34,304	1,05,105	1,08,391	1,31,495
Belgium	802	473	261	153	251	18,267	11,174	7,387	4,143	10,850
Italy (*including* Fiume)	973	392	138	227	112	18,512	8,225	5,029	5,594	1,516
Austria	28,973	18,396	15,476	7,343	6,723	4,93,475	3,45,526	2,93,539	1,28,049	1,23,457
Czechoslovakia	164	133	2,706	3,227	2,082	4,219	2,501	54,921	65,848	33,540
Yugoslavia (Kingdom of the Serbs, Croats and Slovenes)	..	325	38	78	..	..	6,852	774	1,231	..
Japan	12,188	10,617	477	1,238	2,676	2,65,955	2,20,639	11,379	30,496	54,877
United States of America—										
Vid Atlantic Coast	915	1,229	921	2,537	1,107	38,357	37,118	30,967	54,327	29,614
„ Pacific „	3	104	5	182	37	763	2,010	108	3,120	557
Other Foreign Countries	52	96	167	83	88	3,575	6,991	9,453	5,514	4,424
TOTAL FOREIGN COUNTRIES	115,796	115,717	99,493	114,198	119,526	24,31,635	21,37,173	18,66,302	19,58,053	19,52,967
Share of Bengal	*20,356*	*23,931*	*24,848*	*28,511*	*30,399*	*6,23,381*	*6,67,096*	*7,30,723*	*7,89,429*	*8,08,377*
„ *Bombay*	*76,358*	*79,383*	*64,664*	*74,070*	*69,811*	*19,22,526*	*17,95,359*	*15,13,789*	*16,65,165*	*14,77,038*
„ *Sind*	*21,611*	*19,141*	*18,765*	*22,938*	*25,376*	*4,79,713*	*3,95,009*	*4,19,625*	*4,34,777*	*4,63,146*
„ *Madras*	*22,088*	*21,171*	*17,741*	*16,869*	*20,307*	*6,59,194*	*5,73,164*	*4,89,104*	*4,42,425*	*4,71,091*
„ *Burma*	*9,240*	*8,639*	*6,863*	*4,835*	*4,893*	*2,31,584*	*2,13,318*	*1,76,060*	*1,39,357*	*1,36,236*
Protected	138,408	142,927	128,653	141,252	146,036	35,09,553	33,60,690	30,50,182	32,83,255	32,11,967
Not protected	11,245	8,428	9,228	5,971	4,450	4,11,755	2,82,256	2,78,119	1,87,898	1,47,921
TOTAL	149,653	151,355	132,881	147,223	150,486	39,21,308	36,42,946	33,28,301	34,71,153	33,59,888

(*a*) Discontinued from 1935-36.

No. 10—*continued*

ARTICLES, AND COUNTRIES OF CONSIGNMENT; ALSO SHARE OF EACH PROVINCE	QUANTITY					VALUE				
	1932-33	1933-34	1934-35	1935-36	1936-37	1932-33	1933-34	1934-35	1935-36	1936-37
						R	R	R	R	R
Paper and Pasteboard—*continued*										
Paper—continued										
Blotting paper (III. M) (a)—				Cwts.	Cwts.					
United Kingdom (*including* Channel Islands)	—	—	—	2,930	2,790	—	—	—	1,00,187	1,05,270
Ceylon (*excluding* Maldives)	—	—	—	..	..	—	—	—	10	10
TOTAL BRITISH EMPIRE	—	—	—	2,930	2,790	—	—	—	1,00,197	1,05,280
Germany	—	—	—	2,158	1,907	—	—	—	35,831	26,088
United States of America—										
Vid Atlantic Coast	—	—	—	629	563	—	—	—	16,923	15,755
Other Foreign Countries	—	—	—	333	288	—	—	—	5,093	6,365
TOTAL FOREIGN COUNTRIES	—	—	—	3,120	2,758	—	—	—	57,847	49,103
Share of Bengal	—	—	—	*1,459*	*1,613*	—	—	—	*41,729*	*42,139*
„ *Bombay*	—	—	—	*2,718*	*2,339*	—	—	—	*69,610*	*66,236*
„ *Sind*	—	—	—	*332*	*547*	—	—	—	*9,356*	*12,584*
„ *Madras*	—	—	—	*1,149*	*745*	—	—	—	*30,884*	*24,140*
„ *Burma*	—	—	—	*392*	*304*	—	—	—	*12,465*	*9,284*
TOTAL	—	—	—	6,050	5,548	—	—	—	1,64,044	1,54,383
Old newspaper in bales and bags (III. M)—	Cwts.	Cwts.	Cwts.	Cwts.	Cwts.					
United Kingdom (*including* Channel Islands)	824,312	851,480	1,070,527	1,103,012	1,083,789	36,69,869	37,22,298	42,03,240	39,97,766	38,55,519
Other British Possessions	13	35	24	162	45	70	169	133	721	263
TOTAL BRITISH EMPIRE	824,325	851,515	1,070,551	1,103,174	1,083,834	36,69,939	37,22,462	42,03,373	39,98,487	38,55,782
Java	2,500	..	..	..	..	10,000	..	..	..	..
United States of America—										
Vid Atlantic Coast	119,799	89,459	82,594	48,459	10,871	5,54,822	3,81,269	3,47,580	1,70,477	41,787
„ Pacific „	500	5,000	..	34	..	2,501	21,808	..	124	..
Other Foreign Countries	262	1,267	245	..	402	1,294	4,856	799	..	1,514
TOTAL FOREIGN COUNTRIES	123,061	95,726	82,839	48,493	10,773	5,68,617	4,07,433	3,48,379	1,70,601	43,251
Share of Bengal	*269,210*	*265,921*	*343,686*	*327,118*	*317,916*	*12,32,675*	*11,65,103*	*12,81,561*	*11,62,006*	*11,49,489*
„ *Bombay*	*166,616*	*179,692*	*182,719*	*166,761*	*181,722*	*7,80,838*	*7,56,639*	*7,38,678*	*6,38,835*	*7,16,326*
„ *Sind*	*148,706*	*130,795*	*178,062*	*136,672*	*166,632*	*5,64,063*	*5,23,036*	*6,69,470*	*4,43,446*	*5,49,158*
„ *Madras*	*199,616*	*218,071*	*274,110*	*263,841*	*239,946*	*8,95,316*	*9,38,349*	*11,08,224*	*9,71,703*	*9,46,651*
„ *Burma*	*163,238*	*162,769*	*175,913*	*252,231*	*138,391*	*7,65,664*	*7,46,768*	*7,53,819*	*9,53,098*	*5,37,439*
TOTAL	947,386	947,241	1,159,390	1,151,667	1,094,607	42,38,556	41,29,895	45,51,752	41,69,088	38,99,033
Other kinds of paper (III. M)—	Cwts.	Cwts.	Cwts.	Cwts.	Cwts.					
United Kingdom (*including* Channel Islands	12,716	21,024	23,887	11,885	11,447	6,78,817	11,15,426	10,88,566	7,33,738	7,32,669
Straits Settlements	193	265	303	240	289	5,126	8,890	4,057	8,502	8,485
Hongkong	502	527	675	857	1,197	23,747	21,522	12,639	18,717	25,321
Other British Possessions	48	12	2	14	46	1,320	558	157	1,028	2,162
TOTAL BRITISH EMPIRE	13,459	21,828	24,822	12,946	12,979	7,01,010	11,41,396	11,05,419	7,61,980	7,68,637

(a) Separately recorded from 1935-36

No. 10—*continued*

ARTICLES, AND COUNTRIES OF CONSIGNMENT; ALSO SHARE OF EACH PROVINCE	QUANTITY					VALUE				
	1932-33	1933-34	1934-35	1935-36	1936-37	1932-33	1933-34	1934-35	1935-36	1936-37
						R	R	R	R	R
Paper and Pasteboard—*continued*										
Paper—continued										
Other kinds of paper (III. M)—*continued*	Cwts.	Cwts.	Cwts.	Cwts.	Cwts.					
Finland	560	1,078	423	598	1,020	8,149	11,828	5,138	9,219	14,410
Sweden	23,298	22,806	15,790	15,896	15,245	4,26,546	3,89,252	2,46,809	2,16,807	2,00,148
Norway	16,874	14,224	12,840	8,712	8,241	4,03,427	2,74,082	2,25,806	1,30,321	1,24,049
Germany	14,842	12,214	20,276	14,820	15,228	4,06,396	3,78,283	5,28,950	3,42,059	3,42,727
Netherlands	327	1,142	1,522	789	465	22,966	24,955	41,503	16,969	9,419
Belgium	3,080	5,231	3,936	3,961	1,963	1,00,618	1,77,010	1,12,944	1,13,726	50,868
France	1,670	621	806	474	1,861	1,45,078	41,516	21,247	33,590	70,833
Italy (*including* Fiume)	2,101	1,487	1,913	806	567	93,874	54,186	57,189	18,084	28,966
Austria	8,617	7,683	7,795	3,646	3,330	2,66,653	2,16,897	2,07,818	1,22,460	1,10,558
Czechoslovakia	3,498	3,673	11,074	3,960	4,628	83,505	63,739	1,78,282	61,653	67,955
Japan	395	812	1,969	1,410	1,364	21,809	37,727	84,205	35,120	42,893
China (*exclusive* of Hongkong and Macão)	2,615	2,711	3,056	2,818	3,635	64,030	55,576	61,247	40,768	47,055
United States of America—										
Vid Atlantic Coast	1,928	784	1,004	590	499	75,789	47,514	68,264	69,942	52,906
„ Pacific „	..	10	4	1	1	89	209	209	174	62
Other Foreign Countries	235	221	274	456	48	4,595	5,431	5,037	7,845	4,142
TOTAL FOREIGN COUNTRIES	80,490	74,752	82,182	57,932	57,585	21,31,469	17,72,180	18,39,648	12,13,737	11,66,981
Share of Bengal	*24,976*	*23,981*	*25,892*	*29,591*	*26,499*	*7,73,954*	*8,83,571*	*8,19,523*	*8,74,074*	*8,27,589*
„ *Bombay*	*39,021*	*38,560*	*48,946*	*10,626*	*10,122*	*11,91,972*	*11,25,368*	*13,35,705*	*3,43,693*	*2,84,395*
„ *Sind*	*6,653*	*9,011*	*9,113*	*7,209*	*9,026*	*2,34,931*	*2,57,422*	*2,76,744*	*2,05,469*	*2,53,358*
„ *Madras*	*14,788*	*15,465*	*12,194*	*14,923*	*14,296*	*4,27,277*	*4,27,767*	*3,04,067*	*3,88,396*	*3,66,499*
„ *Burma*	*3,511*	*9,563*	*10,859*	*3,529*	*10,621*	*2,07,295*	*2,19,448*	*2,09,028*	*1,64,085*	*1,99,777*
TOTAL	93,949	96,580	107,004	70,878	70,564	28,35,479	29,13,576	29,45,067	19,75,717	19,30,618
Paper manufactures (III. M)—	Cwts.	Cwts.	Cwts.	Cwts.	Cwts.					
United Kingdom (*including* Channel Islands)	7,249	11,594	18,321	18,422	19,701	4,84,750	7,45,151	9,75,904	9,06,664	10,68,929
Hongkong	665	432	144	372	278	13,812	7,105	3,562	5,889	4,850
Other British Possessions	28	42	48	179	83	2,589	2,123	2,883	3,994	4,807
TOTAL BRITISH EMPIRE	7,942	12,068	18,513	18,973	20,062	5,01,151	7,54,379	9,82,349	9,16,547	10,78,586
Estonia	..	528	..	..	..	..	9,594	..	..	..
Sweden	3,752	3,945	7,068	3,513	3,949	1,10,096	98,237	1,23,650	66,743	1,12,153
Norway	697	1,204	1,287	1,291	444	8,542	11,582	12,929	13,570	4,659
Germany	3,046	2,081	3,245	2,718	4,116	1,54,881	1,05,153	1,53,095	1,43,768	1,94,206
Netherlands	1,087	917	786	848	959	41,820	34,479	32,229	35,923	34,472
Belgium	84	213	406	309	308	16,734	11,150	14,051	8,415	14,011
France	149	86	318	263	805	16,399	12,219	33,930	29,951	31,855
Italy (*including* Fiume)	657	104	680	366	57	22,261	9,086	22,207	21,534	3,919
Austria	2,448	5,102	3,796	4,284	3,313	27,128	50,898	42,111	47,920	33,692
Czechoslovakia	110	96	464	142	114	1,464	2,412	7,190	6,012	1,934
Yugo-Slavia (Kingdom of the Serbs, Croats and Slovenes)	..	38	127	17	203	..	2,945	9,000	1,230	18,446
Japan	1,382	3,108	6 748	4,857	5,221	88,626	1,47,549	2,17,642	1,39,023	1,66,742
China (*exclusive* of Hongkong and Macão)	72	95	41	111	82	4,608	2,657	3,290	5,506	2,280
United States of America—										
Vid Atlantic Coast	2,086	694	2,819	2,801	1,504	89,987	38,421	99,934	1,09,187	72,314
„ Pacific „	7	7	42	4	16	361	700	1,932	685	1,069
Other Foreign Countries	214	317	468	378	334	11,105	5,940	7,527	6,261	7,658
TOTAL FOREIGN COUNTRIES	16,686	18,470	28,275	21,402	20,925	5,89,007	5,41,033	[7,80,717	6,35,728	3,94,360

No. 10—*continued*

ARTICLES AND COUNTRIES OF CONSIGNMENT; ALSO SHARE OF EACH PROVINCE	QUANTITY					VALUE				
	1932-33	1933-34	1934-35	1935-36	1936-37	1932-33	1933-34	1934-35	1935-36	1936-37
						R	R	R	R	R
Paper and Pasteboard—*continued*										
Paper—concluded										
Paper manufactures (III. M)—*continued*	Cwts.	Cwts.	Cwts.	Cwts.	Cwts.					
Share of Bengal	*14,337*	*19,423*	*23,525*	*19,057*	*18,237*	*4,69,473*	*6,42,554*	*9,53,597*	*6,70,337*	*6,67,391*
„ *Bombay*	*5,152*	*5,702*	*12,637*	*13,959*	*14,786*	*3,03,567*	*3,60,446*	*5,04,932*	*6,31,338*	*7,34,777*
„ *Sind*	*1,135*	*1,070*	*1,221*	*2,120*	*1,563*	*56,979*	*53,324*	*65,878*	*85,569*	*77,007*
„ *Madras*	*408*	*623*	*847*	*1,729*	*1,693*	*39,409*	*42,650*	*53,694*	*86,934*	*83,279*
„ *Burma*	*3,446*	*3,715*	*3,558*	*3,510*	*4,669*	*2,30,630*	*1,96,138*	*1,85,965*	*1,78,147*	*2,09,492*
TOTAL	24,628	30,538	46,788	40,375	40,987	10,90,158	12,95,412	17,63,066	15,52,275	17,72,946
***Total of Paper*—**	Cwts.	Cwts.	Cwts.	Cwts.	Cwts.					
United Kingdom (*including* Channel Islands)	941,480	979,598	1,208,244	1,241,616	1,207,536	75,28,609	82,05,045	88,77,293	86,14,878	82,68,718
Straits Settlements	549	528	664	723	777	20,291	12,387	15,845	18,630	17,918
Hongkong	2,433	2,201	2,206	2,230	2,438	58,919	52,011	41,970	38,504	45,548
Canada—										
Vid Atlantic Coast	871	7,472	16,950	16,134	70,791	16,160	84,622	1,18,218	1,15,170	4,64,717
„ Pacific „	58	4,847	9,392	3	..	1,497	36,603	71,506	73	..
Other British Possessions	82	72	38	139	140	2,456	2,262	1,418	1,913	3,262
TOTAL BRITISH EMPIRE	945,473	994,658	1,232,494	1,260,845	1,281,682	76,27,932	83,92,930	91,26,245	87,89,168	88,00,163
Finland	80,982	110,045	130,059	158,091	102,421	9,56,819	10,68,542	11,86,571	13,63,633	8,58,405
Estonia	2,468	7,150	4,223	2,055	2,452	24,551	90,709	48,842	22,633	27,763
Latvia	2,790	1,468	4,082	9,021	2,623	39,136	15,789	46,886	1,35,676	38,199
Sweden	273,369	247,116	290,199	308,904	229,712	37,76,952	30,52,808	32,47,476	35,19,092	27,42,616
Norway	312,631	340,997	292,255	367,216	319,072	39,34,032	37,79,906	29,86,488	36,30,787	29,66,267
Poland (*including* Danzig)	1	198	626	1,126	185	26	5,886	6,793	10,543	2,225
Germany	121,570	93,862	129,854	423,936	568,168	22,09,234	15,87,690	20,74,038	47,22,253	60,20,686
Netherlands	60,084	62,080	44,165	39,280	43,925	9,12,441	8,53,341	6,46,228	5,90,244	5,78,178
Belgium	11,330	12,257	9,831	13,128	9,798	2,91,883	3,38,591	2,43,946	3,08,792	1,76 386
France	2,367	1,099	790	749	1,673	1,69,045	62,691	60,014	66,064	1,03,317
Spain	337	5	176	6	..	7,245	490	1,687	162	67
Italy ((*including* Fiume)	18,534	11,171	10,888	7,167	2,094	3,72,226	2,20,947	2,24,405	1,51,948	56,047
Austria	208,065	209,227	177,544	121,289	63,133	28,25,499	24,96,600	20,12,666	18,69,290	8,05,939
Hungary	..	8	1	..	301	46	904	79	9	5,401
Czechoslovakia	30,346	27,720	77,628	42,904	49,457	4,35,075	3,43,190	9,47,148	5,33,450	6,10,240
Yugo-Slavia (Kingdom of the Serbs, Croats and Slovanes)	1	308	201	256	236	59	10,150	10,327	4,555	17,141
Java	2,503	15	2	..	..	10,208	1,444	155	7	11
Japan	17,760	24,353	11,859	16,458	17,594	4,47,718	5,69,046	3,68,951	3,92,352	4,34,104
China (*exclusive* of Hongkong and Macão)	2,855	3,011	3,334	3,767	4,434	74,218	67,843	80,144	[88,264	82,092
United States of America—										
Vid Atlantic Coast	125,786	94,305	97,162	59,436	18,265	8,02,199	5,51,719	6,09,308	4,79,937	2,95,522
„ Pacific „	514	5,163	88	247	229	3,935	25,013	2,910	4,592	4,403
Other Foreign Countries	245	288	627	303	124	9,933	7,595	11,950	10,121	3,744
TOTAL FOREIGN COUNTRIES	1,274,533	1,251,906	1,285,794	1,575,179	1,435,896	1,73,02,480	1,51,53,858	1,48,16,512	1,74,54,514	1,58,27,358
Share of Bengal	*613,445*	*626,849*	*740,339*	*812,742*	*851,451*	*69,04,113*	*71,08,370*	*72,04,427*	*76,90,481*	*79,92,687*
„ *Bombay*	*694,327*	*711,252*	*738,799*	*831,737*	*781,052*	*94,04,911*	*85,15,231*	*85,54,543*	*95,20,427*	*84,71,650*
„ *Sind*	*267,232*	*245,057*	*304,348*	*388,228*	*318,591*	*23,74,271*	*20,90,354*	*23,93,417*	*23,32,421*	*23,73,125*
„ *Madras*	*398,960*	*423,152*	*367,589*	*552,188*	*526,656*	*39,86,403*	*38,09,596*	*36,67,919*	*43,41,087*	*37,70,434*
„ *Burma*	*246,042*	*240,254*	*267,118*	*351,129*	*243,828*	*22,60,714*	*20,22,837*	*21,22,451*	*23,59,261*	*20,19,570*
Protected	229,812	260,115	223,260	241,913	236,788	52,50,936	53,69,900	47,61,786	49,69,721	46,65,020
Not-protected	1,980,194	1,986,449	2,295,028	2,594,111	2,480,790	1,96,79,476	1,81,76,388	1,91,80,971	2,12,78,956	1,99,62,496
TOTAL	2,220,006	2,246,564	2,518,288	2,836,024	2,717,578	2,49,30,412	2,35,46,288	2,39,42,757	2,62,48,677	2,46,27,516

No. 10—*continued*

ARTICLES, AND COUNTRIES OF CONSIGNMENT; ALSO SHARE OF EACH PROVINCE	QUANTITY					VALUE				
	1932-33	1933-34	1934-35	1935-36	1936-37	1932-33	1933-34	1934-35	1935-36	1936-37
						Rs	Rs	Rs	Rs	Rs
Paper and Pasteboard—*continued*										
Pasteboard, millboard and cardboard of all kinds—										
Strawboards (III. M)—	Cwts.	Cwts.	Cwts.	Cwts.	Cwts.					
United Kingdom (*including* Channel Islands)	882	828	1,488	1,214	279	7,789	2,948	13,800	7,694	3,338
Other British Possessions	15	..	162	..	..	109	..	629	..	..
TOTAL BRITISH EMPIRE	897	828	1,650	1,214	279	7,898	2,948	14,429	7,694	3,338
Sweden	..	861	..	911	..	..	11,118	..	6,124	..
Germany	33,743	4,461	3,269	4,614	3,155	2,41,235	29,772	28,205	31,815	23,999
Netherlands	72,634	52,154	110,626	118,562	97,775	4,62,757	2,64,813	5,13,482	5,10,733	4,13,205
Belgium	1,943	800	870	1,956	2,093	13,364	3,666	1,744	8,057	7,409
Austria	..	54	1,285	..	..	..	774	6,604	..	..
Japan	190,021	135,455	146,093	174,340	161,759	11,11,292	6,33,303	6,51,053	7,21,080	6,03,166
China (*exclusive* of Hongkong and Macáo)	516	80	320	..	4,054	4,000	220	1,500	..	16,339
Other Foreign Countries	35	146	589	200	..	521	1,543	3,448	1,002	44
TOTAL FOREIGN COUNTRIES	298,897	193,961	262,552	300,583	268,836	18,33,169	9,50,209	12,06,041	12,78,816	11,29,162
Share of Bengal	*30,647*	*63,711*	*88,188*	*98,167*	*88,103*	*5,07,956*	*3,57,168*	*4,26,411*	*4,17,681*	*3,80,366*
„ *Bombay*	*153,460*	*92,185*	*114,994*	*116,278*	*114,363*	*9,13,919*	*4,14,715*	*5,11,954*	*4,33,204*	*4,03,333*
„ *Sind*	*14,536*	*8,599*	*17,303*	*23,415*	*19,104*	*73,231*	*37,126*	*80,484*	*1,00,916*	*84,865*
„ *Madras*	*38,105*	*21,744*	*33,596*	*47,210*	*32,279*	*2,41,167*	*1,06,580*	*1,49,495*	*2,04,254*	*1,36,390*
„ *Burma*	*13,042*	*8,050*	*11,916*	*16,727*	*15,171*	*1,00,794*	*37,568*	*53,126*	*80,455*	*67,091*
TOTAL	299,794	194,289	264,302	301,797	269,115	18,41,067	9,53,157	12,20,470	12,86,510	11,32,500
Other kinds (III. M)—	Cwts.	Cwts.	Cwts.	Cwts.	Cwts.					
United Kingdom (*including* Channel Islands)	15,493	24,698	14,306	8,392	9,919	2,92,488	3,85,835	2,38,546	1,73,739	1,95,105
Other British Possessions	3	2	278	97	25	194	74	4,414	871	261
TOTAL BRITISH EMPIRE	15,496	24,700	14,584	8,489	9,944	2,92,682	3,85,909	2,42,960	1,74,610	1,95,366
Finland	3,894	5,976	7,206	6,613	8,505	25,155	40,339	49,582	44,648	52,112
Latvia	204	482	62	..	36	2,909	5,676	946	..	488
Sweden	28,841	26,995	27,909	52,827	49,581	3,70,482	2,90,270	3,14,299	5,61,290	5,07,609
Norway	11,228	19,647	13,906	12,147	6,876	1,39,300	2,08,460	1,57,756	1,39,474	76,351
Germany	31,610	25,223	34,206	73,781	99,449	5,23,258	3,74,331	4,64,965	8,71,131	9,86,651
Netherlands	2,226	1,158	2,706	5,437	13,583	29,801	19,993	32,459	65,308	1,28,367
Belgium	3,582	2,050	2,221	1,356	4,989	74,800	39,339	41,876	19,849	76,094
Italy (*including* Fiume)	1,424	39	1,162	2,165	..	15,536	724	12,841	21,298	..
Austria	5,846	4,378	12,071	8,896	8,430	61,747	41,691	1,00,477	75,499	62,957
Czechoslovakia	5,097	1,727	16,383	3,577	948	56,723	17,092	1,59,879	36,464	12,240
Japan	3,464	198	1,833	1,249	733	24,006	2,843	12,407	19,563	13,085
Other Foreign Countries	202	145	378	164	56	3,960	3,261	4,888	2,293	1,393
TOTAL FOREIGN COUNTRIES	97,118	88,218	120,043	173,212	193,186	13,27,675	10,43,018	13,51,875	19,06,822	19,20,247
Share of Bengal	*46,674*	*51,416*	*53,940*	*95,333*	*116,097*	*6,61,811*	*6,27,998*	*6,33,096*	*11,91,558*	*11,94,548*
„ *Bombay*	*50,409*	*44,881*	*62,357*	*64,483*	*60,036*	*6,94,646*	*5,54,524*	*7,32,393*	*7,09,407*	*6,35,953*
„ *Sind*	*7,257*	*4,726*	*7,356*	*7,379*	*10,561*	*1,23,116*	*63,979*	*84,747*	*75,423*	*98,936*
„ *Madras*	*6,568*	*9,956*	*6,813*	*10,682*	*13,819*	*1,05,300*	*1,36,302*	*93,496*	*1,32,071*	*1,53,215*
„ *Burma*	*1,706*	*2,635*	*4,161*	*2,874*	*3,597*	*30,934*	*46,133*	*61,103*	*42,976*	*32,964*
TOTAL	112,614	112,913	134,627	181,701	203,180	16,20,807	14,28,927	15,94,585	20,81,432	21,15,613

No. 10—*continued*

ARTICLES, AND COUNTRIES OF CONSIGNMENT; ALSO SHARE OF EACH PROVINCE	QUANTITY					VALUE				
	1932-33	1933-34	1934-35	1935-36	1936-37	1932-33	1933-34	1934-35	1935-36	1936-37
						R	R	R	R	R
Paper and Pasteboard—*continued*										
Pasteboard, millboard and cardboard of all kinds—continued										
Manufactures of pasteboard, millboard and cardboard (III. M)—	Cwts.	Cwts.	Cwts.	Cwts.	Cwts.					
United Kingdom (*including* Channel Islands)	3,862	6,665	7,326	2,424	3,303	1,54,488	2,79,127	3,25,584	97,316	1,19,686
Other British Possessions	..	57	108	24	72	77	3,248	5,688	1,570	3,085
TOTAL BRITISH EMPIRE	3,862	6,722	7,434	2,448	3,375	1,54,565	2,82,375	3,31,272	98,886	1,22,771
Sweden	1,170	44	4,173	3,557	284	14,262	982	48,411	35,846	2,943
Norway	..	327	490	189	..	14	4,814	7,027	2,240	..
Germany	1,151	934	1,962	4,677	4,105	38,801	26,260	38,401	97,183	64,248
Netherlands	74	50	11	47	137	3,120	810	1,458	3,075	5,614
Belgium	378	962	1,038	37	1,887	18,960	40,082	48,350	1,272	94,809
France	74	71	20	7	5	7,370	4,676	1,373	517	1,072
Austria	47	..	714	189	3	841	5	6,059	2,180	207
Czechoslovakia	85	140	1,626	642	411	960	1,834	17,405	7,530	6,783
Japan	200	585	448	1,457	2,402	9,041	19,499	18,825	35,065	44,014
United States of America—										
Vid Atlantic Coast	22	7	19	31	194	1,256	443	1,583	1,887	5,567
„ Pacific „	8	..	31	19	11	694	10	1,103	633	395
Other Foreign Countries	64	48	159	128	50	3,434	3,310	2,191	2,669	3,947
TOTAL FOREIGN COUNTRIES	3,273	3,118	10,691	10,980	9,389	98,273	1,08,225	1,92,137	1,89,597	1,69,544
Share of Bengal	*2,669*	*3,314*	*6,234*	*1,794*	*7,007*	*78,177*	*1,15,607*	*1,30,844*	*56,485*	*1,48,111*
„ *Bombay*	*1,428*	*1,819*	*1,753*	*2,138*	*1,956*	*44,438*	*82,689*	*82,992*	*40,649*	*37,175*
„ *Sind*	*254*	*246*	*149*	*278*	*645*	*15,322*	*18,072*	*8,911*	*11,989*	*30,017*
„ *Madras*	*2,333*	*4,112*	*2,168*	*3,203*	*2,263*	*94,504*	*1,63,714*	*2,79,608*	*1,50,150*	*53,972*
„ *Burma*	*407*	*349*	*321*	*1,015*	*393*	*20,397*	*10,518*	*21,054*	*29,019*	*24,040*
TOTAL	7,185	9,840	18,125	13,428	12,764	2,52,838	3,90,600	5,23,409	2,68,492	2,92,315
Total of Pasteboard, millboard and cardboard of all kinds (III. M)—	Cwts.	Cwts.	Cwts.	Cwts.	Cwts.					
United Kingdom (*including* Channel Islands)	20,237	31,691	23,120	12,030	13,501	4,54,715	6,67,910	5,77,930	2,78,749	3,18,120
Other British Possessions	18	59	548	121	97	380	3,322	10,731	2,450	3,345
TOTAL BRITISH EMPIRE	20,255	31,750	23,668	12,151	13,598	4,55,095	6,71,232	5,88,661	2,81,199	3,21,475
Finland	3,394	5,976	7,226	6,709	6,506	25,155	40,339	49,726	45,945	52,163
Latvia	204	482	62	..	36	2,909	5,676	946	..	488
Sweden	30,011	27,900	32,082	57,295	49,815	3,84,764	2,02,370	3,62,710	6,02,760	5,10,552
Norway	11,268	20,319	14,446	12,536	6,876	1,39,885	2,14,311	1,65,272	1,42,716	76,351
Germany	66,509	30,618	39,487	83,072	106,709	8,02,792	4,30,363	5,81,571	10,00,129	10,79,893
Netherlands	74,934	53,357	113,343	124,046	111,495	4,95,678	2,85,616	5,47,899	5,79,121	5,47,186
Belgium	5,903	3,812	3,629	3,349	8,919	1,07,124	89,087	91,470	29,178	1,20,312
France	93	71	441	16	10	7,882	4,813	3,257	1,003	1,341
Italy (*including* Fiume)	1,431	49	1,229	2,165	..	16,117	1,885	13,794	21,329	..
Austria	5,893	4,432	14,070	9,085	3,433	62,588	42,470	1,13,140	77,629	68,164
Czechoslovakia	5,182	1,867	16,116	9,219	1,359	57,639	18,926	1,76,889	94,094	13,978
Japan	193,585	136,188	148,374	177,046	164,894	11,44,389	6,60,644	6,82,290	7,75,708	7,21,165
China (*exclusive* of Hongkong and Macão)	532	65	321	13	4,105	5,527	2,627	1,574	996	20,223
United States of America—										
Vid Atlantic Coast	29	9	43	34	240	1,544	539	2,456	2,214	6,623
„ Pacific „	51	6	41	32	12	1,198	80	1,128	1,069	407
Other Foreign Countries	174	141	426	158	2	4,026	2,206	4,931	1,358	113
TOTAL FOREIGN COUNTRIES	390,288	285,292	393,266	484,775	4,71,411	32,59,117	21,01,452	27,50,053	38,75,285	32,18,953

No. 10—*continued*

ARTICLES, AND COUNTRIES OF CONSIGNMENT; ALSO SHARE OF EACH PROVINCE	QUANTITY					VALUE				
	1932-33	1933-34	1934-35	1935-36	1936-37	1932-33	1933-34	1934-35	1935-36	1936-37
						Rs	Rs	Rs	Rs	Rs
Paper and Pasteboard—*concluded*										
Pasteboard, millboard and cardboard of all kinds—*concluded*										
Total of Pasteboard, millboard and cardboard of all kinds (III. M)—continued	Cwts.	Cwts.	Cwts.	Cwts.	Cwts.					
Share of Bengal	*[139,990*	*128,440*	*148,362*	*196,294*	*211,397*	*13,47,444*	*11,00,773*	*11,80,351*	*15 95 721*	*17,22,923*
„ *Bombay*	*205,291*	*138,885*	*179,104*	*182,899*	*176,380*	*16,52,003*	*10,51,938*	*13,27,339*	*12,33,460*	*11,37,015*
„ *Sind*	*22,045*	*13,571*	*24,713*	*31,072*	*30,310*	*2,21,669*	*1,19,168*	*1,74,142*	*1,88,328*	*2,13,818*
„ *Madras*	*47,056*	*35,112*	*48,577*	*66,045*	*48,361*	*4,40,971*	*4,06,596*	*5,22,590*	*4,86,475*	*3,42,577*
„ *Burma*	*15,161*	*11,034*	*16,198*	*20,616*	*18,661*	*1,52,125*	*96,219*	*1,34,283*	*1,52,450*	*1,24,095*
TOTAL	419,543	317,042	416,954	496,926	485,009	37,14,212	27,72,684	33,88,714	36,56,434	35,40,428
Total of Paper and Pasteboard—	Cwts.	Cwts.	Cwts.	Cwts.	Cwts.					
United Kingdom (*including* Channel Islands)	961,717	1,011,229	1,226,364	1,258,616	1,221,037	79,83,324	83,72,955	94,55,223	88,93,622	85,86,847
Straits Settlements	567	577	716	743	810	20,594	15,181	19,349	19,762	19,358
Hongkong	2,438	2,201	2,271	2,231	2,463	58,919	52,035	44,371	38,511	46,218
Canada—										
Vid Atlantic Coast	871	7,472	17,112	16,134	70,791	16,160	84,622	1,19,046	1,15,170	4,64,717
„ Pacific „	58	4,847	9,892	8	..	1,497	36,603	71,506	78	..
Other British Possessions	82	88	307	239	179	2,533	2,766	5,411	3,224	4,468
TOTAL BRITISH EMPIRE	965,728	1,026,408	1,256,162	1,272,996	1,295,280	80,83,027	90,81,162	97,14,906	90,70,362	91,21,638
Finland	84,376	110,021	137,285	165,340	110,927	9,81,974	11,08,881	12,36,297	14,09,578	9,10,568
Esthonia	2,463	7,285	4,482	2,093	2,452	24,551	92,515	52,542	23,211	27,763
Latvia	2,994	1,950	4,144	9,021	2,659	42,045	24,465	47,332	1,35,676	38,687
Sweden	303,380	275,016	322,201	366,199	279,527	41,61,718	33,55,178	36,09,672	41,21,852	32,53,168
Norway	323,894	261,316	306,701	379,752	325,948	40,73,867	29,94,217	31,51,750	37,73,503	30,42,618
Poland (*including* Danzig)	1	198	776	1,246	185	26	5,886	7,744	11,248	2,225
Germany	183,079	124,480	169,291	507,058	674,877	20,12,026	20,18,053	26,05,609	57,22,382	71,00,579
Netherlands	135,018	115,487	157,508	163,326	155,420	14,08,119	11,88,957	11,93,627	11,69,865	11,20,364
Belgium	17,233	16,069	13,460	16,477	18,717	3,99,007	4,27,678	3,35,416	3,37,970	2,96,698
France	2,460	1,170	1,231	765	1,683	1,76,927	67,504	68,271	67,067	1,04,658
Spain	388	5	176	6	..	7,347	490	1,687	162	67
Switzerland	311	133	42	91	14	3,832	3,724	2,741	3,953	1,577
Italy (*including* Fiume)	19,965	11,220	12,117	9,332	2,094	3,88,343	2,22,332	2,38,199	1,73,277	56,047
Austria	213,958	213,659	191,614	180,324	71,566	28,88,087	25,39,070	21,25,806	14,46,919	8,69,103
Hungary	..	9	1	..	801	46	1,038	79	9	6,401
Czechoslovakia	35,528	29,587	95,944	51,423	50,810	4,92,714	3,62,116	11,25,537	6,77,544	6,29,213
Yugo-Slavia (Kingdom of the Serbs, Croats and Slovenes)	1	368	201	256	286	59	10,159	10,327	4,065	17,141
Java	2,503	15	3	..	..	10,208	1,444	169	7	11
Japan	211,445	160,541	160,238	193,504	182,488	15,92,057	12,29,690	10,51,241	11,68,060	11,55,269
China (*exclusive* of Hongkong and Macao)	3,387	3,076	3,655	3,780	3,539	79,745	70,475	81,718	89,260	1,02,915
United States of America—										
Vid Atlantic Coast	125,815	94,314	97,205	59,470	18,505	8,03,743	5,52,258	6,11,764	4,82,151	3,02,145
„ Pacific „	565	5,169	139	279	241	5,133	25,093	4,038	5,052	4,810
Other Foreign Countries	107	161	681	212	112	5,025	4,137	9,999	6,238	4,279
TOTAL FOREIGN COUNTRIES	1,573,821	1,537,198	1,679,080	2,059,954	1,907,307	2,05,61,597	1,72,54,810	1,75,66,565	2,08,29,749	1,90,46,306
Share of Bengal	*743,435*	*745,289*	*888,801*	*1,009,036*	*1,062,748*	*81,81,557*	*82,09,148*	*88,84,779*	*92,86,202*	*97,15,610*
„ *Bombay*	*899,618*	*850,137*	*917,903*	*1,014,636*	*957,438*	*1,10,66,914*	*95,67,169*	*98,81,832*	*1,07,53,887*	*96,08,665*
„ *Sind*	*289,977*	*255,628*	*320,061*	*319,300*	*344,901*	*25,95,940*	*22,09,428*	*25,67,555*	*25,20,749*	*25,86,943*
„ *Madras*	*446,016*	*453,264*	*616,166*	*618,833*	*575,017*	*44,37,374*	*42,16,392*	*47,90,515*	*48,27,562*	*41,13,061*
„ *Burma*	*261,203*	*251,288*	*283,311*	*371,745*	*262,489*	*24,12,839*	*21,17,060*	*23,16,734*	*25,11,711*	*21,43,665*
TOTAL	2,639,549	2,563,606	2,985,242	3,382,950	3,202,587	2,83,44,624	2,63,18,972	2,72,91,471	2,99,00,111	2,81,67,944

No. 10—*continued*

ARTICLES, AND COUNTRIES OF CONSIGNMENT; ALSO SHARE OF EACH PROVINCE	QUANTITY					VALUE				
	1932-33	1933-34	1934-35	1935-36	1936-37	1932-33	1933-34	1934-35	1935-36	1936-37
						Rs	Rs	Rs	Rs	Rs
Paper making materials—										
Pulp of wood (II. I)—	Cwts.	Cwts.	Cwts.	Cwts.	Cwts.					
United Kingdom (*including* Channel Islands)	15,130	892	3,062	11,750	3,106	1,21,103	9,991	19,022	81,708	25,873
Canada—										
Vid Atlantic Coast	..	1,150	1,032	1,208	..	..	11,341	11,036	12,775	..
„ Pacific „	..	3,060	2,047	6,134	..	..	23,302	16,562	45,997	..
TOTAL BRITISH EMPIRE	15,130	5,102	6,141	19,092	3,106	1,21,103	44,634	46,620	1,40,480	25 873
Finland	10,399	8,961	28,367	4,545	8,934	84,499	59,152	1,88,847	30,385	77,259
Lithuania	..	3,889	..	..	..	..	28,309	..	..	..
Sweden	106,902	169,530	138,503	87,089	73,036	7,79,446	10,67,633	9,37,281	5,79,103	4,83,628
Norway	107,179	153,093	117,477	129,406	89,680	7,12,871	10,19,982	7,67,496	8,38,373	5,71,445
Poland (*including* Danig)	1,085	1,045	..	..	..	8,240	8,251	..	..	..
Germany	1,322	10,550	6,987	201	6,223	8,955	72,543	47,104	1,680	43,101
Netherlands	..	26	2,265	..	..	..	567	17,061	..	..
Belgium	..	1,534	209	..	..	..	10,286	2,475	..	..
Italy (*including* Fiume)	95	..	206	..	1,851	920	..	1,898	..	12,041
Austria	9,705	..	..	4,563	..	78,338	..	..	30,075	..
Czechoslovakia	922	..	122	..	..	7,165	..	1,228	..	..
Japan	7,127	..	..	..	..	48,928	..	..	..	..
United States of America—										
Vid Atlantic Coast	52,973	19,165	54,426	38,174	13,951	3,57,364	1,38,684	3,85,549	2,57,784	98,813
„ Pacific „	..	39,453	35,420	28,347	24,763	..	2,63,487	2,27,686	1,69,701	1,40,456
Other Foreign Countries	..	..	..	5	400	..	..	..	30	3,509
TOTAL FOREIGN COUNTRIES	297,689	401,251	383,982	290,330	217,888	20,86,726	26,63,894	25,71,628	19,07,086	14,30,252
Share of Bengal	*283,181*	*365,693*	*358,172*	*272,753*	*191,036*	*19,75,378*	*24,05,165*	*23,73,643*	*18,26,224*	*13,14,987*
„ *Bombay*	*29,123*	*39,027*	*31,330*	*29,924*	*21,187*	*2,25,146*	*2,89,179*	*2,39,362*	*2,17,097*	*1,77,882*
„ *Sind*	..	..	..	*240*	..	..	..	..	*1,335*	..
„ *Madras*	*515*	*1,633*	*621*	*505*	*3,731*	*6,310*	*13,884*	*5,333*	*3,910*	*63,256*
TOTAL	312,819	406,353	390,123	303,422	220,944	22,07,829	27,08,528	26,18,243	20,47,566	14,56,125
Rags and other materials (II. I)—	Cwts.	Cwts.	Cwts.	Cwts.	Cwts.					
United Kingdom (*including* Channel Islands)	30	35	200	22	281	1,050	1,208	9,741	734	8,272
TOTAL FOREIGN COUNTRIES	..	..	18	..	..	..	..	261	..	..
Share of Bengal	*30*	*35*	*200*	*22*	*281*	*1,050*	*1,208*	*9,741*	*734*	*8,272*
„ *Bombay*	..	..	*18*	..	..	..	..	*261*	..	..
TOTAL	30	35	218	22	281	1,050	1,208	10,002	734	8,272
Total of Paper making materials—	Cwts.	Cwts.	Cwts.	Cwts.	Cwts.					
BRITISH EMPIRE	15,160	5,137	6,341	19,114	3,387	1,22,153	45,842	56,361	1,41,214	34,145
FOREIGN COUNTRIES	297,689	401,251	384,000	290,330	217,888	20,86,726	26,63,894	25,71,884	19,07,086	14,30,252
TOTAL	312,849	406,388	390,341	309,444	221,225	22,08,879	27,09,736	26,28,245	20,48,300	14,64,397
Paraffin wax (III. U)—	Tons	Tons	Tons	Tons	Tons					
United Kingdom (*including* Channel Islands)	7	15	12	7	4	7,588	10,845	10,679	3,250	3,497
Straits Settlements	19	14	9	3	12	8,315	5,370	3,361	888	3,449
Hongkong	..	..	..	..	101	..	..	8	..	24,953
Canada—										
Vid Atlantic Coast	..	..	17	..	..	..	..	5,691	..	..
Other British Possessions	..	..	3	..	..	9	2	680	88	..
TOTAL BRITISH EMPIRE	26	29	41	10	117	15,912	16,217	20,419	4,226	31,899

No. 10—*continued*

ARTICLES, AND COUNTRIES OF CONSIGNMENT; ALSO SHARE OF EACH PROVINCE	QUANTITY					VALUE				
	1932-33	1933-34	1934-35	1935-36	1936-37	1932-33	1933-34	1934-35	1935-36	1936-37
	Tons	Tons	Tons	Tons	Tons	Rs	Rs	Rs	Rs	Rs
Paraffin wax (III. U)—*continued*										
U. S. S. R.—Northern	..	..	15	..	..	..	..	5,141	..	..
Sumatra	53	66	80	201	188	10,116	11,215	16,278	58,675	58,246
Java	1	..	38	145	..	319	..	5,208	14,167	110
Egypt	..	..	25	..	..	..	..	6,487	..	..
United States of America—										
Vid Atlantic Coast	102	209	90	413	306	29,441	61,189	27,757	73,334	62,272
„ Pacific „	..	..	..	18	4	..	..	..	2,194	945
Other Foreign Countries	7	8	5	1	3	3,080	5,128	1,835	796	1,914
TOTAL FOREIGN COUNTRIES	163	283	258	778	501	42,956	77,482	62,706	1,49,166	1,23,487
Share of Bengal	..	*65*	*79*	*269*	*67*	..	*19,553*	*26,202*	*41,569*	*16,744*
„ *Bombay*	*102*	*113*	*43*	*245*	*282*	*29,677*	*31,746*	*13,037*	*66,910*	*71,954*
„ *Sind*	*1*	*7*	*38*	*1*	*14*	*188*	*4,362*	*5,500*	*149*	*3,663*
„ *Madras*	*2*	*43*	*69*	*189*	*67*	*362*	*14,348*	*19,608*	*21,670*	*15,528*
„ *Burma*	*84*	*84*	*65*	*86*	*188*	*28,641*	*23,690*	*18,728*	*23,094*	*47,497*
TOTAL	189	312	294	788	618	58,868	9,699	,125	1.53 392	,55,386
Perfumery (not being perfumed spirits) (III. U)—										
United Kingdom (*including* Channel Islands)	—	—	—	—	—	25,059	15,20	6,07	12,715	7 244
Aden and Dependencies	—	—	—	—	—	3,174	6,51	7,934	4,175	4,350
Straits Settlements	—	—	—	—	—	60,876	49,316	89 309	49,771	67,571
Hongkong	—	—	—	—	—	23,637	40,463	26 383	20,658	20,740
Other British Possessions	—	—	—	—	—	1,497	5,639	3,934	245	375
TOTAL BRITISH EMPIRE	—	—	—	—	—	1,23,242	1,17,173	83,631	87,567	1,00,280
Germany	—	—	—	—	—	40,697	12,988	4,072	3,782	15,530
Netherlands	—	—	—	—	—	49,101	33,269	2,612	1,704	10,078
France	—	—	—	—	—	29,476	12,034	858	9,614	3,378
Switzerland	—	—	—	—	—	10,884	5,028	597	955	5,268
Turkey, Asiatic	—	—	—	—	—	..	..	..	5	27,573
Iran	—	—	—	—	—	1,13,310	73,539	80,933	57,593	46,573
Japan	—	—	—	—	—	1,281	6,566	5,126	6,143	8,534
China (*exclusive* of Hongkong and Macáo)	—	—	—	—	—	6,577	8,524	17,714	10,235	8,512
Egypt	—	—	—	—	—	..	12	1,200	7,502	1,300
Other Foreign Countries	—	—	—	—	—	4,057	3,825	4,412	3,778	1,097
TOTAL FOREIGN COUNTRIES	—	—	—	—	—	2,55,473	1,55,780	1,17,524	1,01,311	1,22,843
Share of Bengal	—	—	—	—	—	*53,179*	*51,629*	*38,590*	*37,366*	*44,364*
„ *Bombay*	—	—	—	—	—	*1,14,440*	*76,534*	*81,671*	*72,379*	*36,616*
„ *Sind*	—	—	—	—	—	*1,22,764*	*69,910*	*28,162*	*23,490*	*19,883*
„ *Madras*	—	—	—	—	—	*53,440*	*42,745*	*18,618*	*22,608*	*41,363*
„ *Burma*	—	—	—	—	—	*34,292*	*32,135*	*34,114*	*32,535*	*30,897*
TOTAL	—	—	—	—	—	3,78,715	2,72,953	2,01,155	1,88,878	2,23,123
Pitch and Tar—										
Coal tar and pitch (III. U)—	Cwts.	Cwts.	Cwts.	Cwts.	Cwts.					
United Kingdom (*including* Channel Islands)	28,682	26,059	35,155	29,791	28,890	1,39,814	1,20,219	1,43,381	1,16,451	1,23,442
Other British Possessions	243	979	226	44	16	790	3,633	831	236	138
TOTAL BRITISH EMPIRE	28,875	27,038	35,381	29,835	28,906	1,40,104	1,23,852	1,44,212	1,16,687	1,23,580
Japan	33,904	122,731	62,755	42,129	[30,772	2,33,749	3,16,101	1,51,848	98,190	78,805
United States of America—										
Vid Atlantic Coast	..	36	468	4,825	..	..	675	4,426	15,452	..
Other Foreign Countries	240	900	1,610	630	625	1,842	7,123	8,715	4,672	5,375
TOTAL FOREIGN COUNTRIES	34,144	123,667	64,833	47,584	31,397	2,35,591	3,23,899	1,64,989	1,18,314	83,680

No. 10—*continued*

ARTICLES, AND COUNTRIES OF CONSIGNMENT; ALSO SHARE OF EACH PROVINCE	QUANTITY					VALUE				
	1932-33	1933-34	1934-35	1935-36	1936-37	1932-33	1933-34	1934-35	1935-36	1936-37
						R	R	R	R	R
Pitch and Tar—*continued*										
Coal tar and pitch (III U.)—continued	Cwts.	Cwts.	Cwts.	Cwts.	Cwts.					
Share of Bengal	*43,302*	*83,328*	*39,511*	*18,960*	*16,648*	*1,14,055*	*2,94,268*	*1,10,105*	*57,655*	*46,814*
„ *Bombay*	*39,052*	*35,206*	*23,036*	*33,869*	*28,628*	*1,31,170*	*99,398*	*67,483*	*79,710*	*83,028*
„ *Sind*	*16,739*	*6,811*	*15,096*	*10,167*	*4,135*	*62,397*	*24,734*	*57,032*	*31,479*	*14,771*
„ *Madras*	*3,316*	*10,713*	*6,274*	*3,811*	*1,455*	*15,127*	*40,816*	*19,810*	*11,135*	*13,672*
„ *Burma*	*10,930*	*14,649*	*11,292*	*10,622*	*10,445*	*65,946*	*57,952*	*54,789*	*55,039*	*48,065*
TOTAL	113,019	150,705	100,209	77,419	60,303	3,75,695	4,47,751	3,09,201	2,35,001	3,07,260
Stockholm tar and pitch (III. U)—	Cwts.	Cwts.	Cwts.	Cwts.	Cwts.					
United Kingdom (*including* Channel Islands)	2,547	3,317	2,730	2,746	2,188	35,697	41,843	31,927	31,218	23,433
Other British Possessions	19	..	1	..	..	254	9	17	9	..
TOTAL BRITISH EMPIRE	2,566	3,317	2,731	2,746	2,188	35,951	41,852	31,944	31,222	23,433
Sweden	943	1,469	1,903	1,781	987	9,788	16,526	16,976	15,977	9,396
Other Foreign Countries	67	..	66	363	377	900	..	594	2,417	2,897
TOTAL FOREIGN COUNTRIES	1,010	1,469	1,969	2,144	1,364	10,688	16,526	17,570	18,394	12,293
Share of Bengal	*1,380*	*2,114*	*2,119*	*1,887*	*2,139*	*20,654*	*29,679*	*23,844*	*20,358*	*21,824*
„ *Bombay*	*1,055*	*1,530*	*1,726*	*2,322*	*1,000*	*16,384*	*16,413*	*15,636*	*22,256*	*9,269*
„ *Sind*	*460*	*20*	*5*	*1*	..	*138*	*160*	*46*	*43*	..
„ *Madras*	*54*	*328*	*10*	*29*	..	*676*	*1,431*	*101*	*263*	*1*
„ *Burma*	*627*	*794*	*740*	*651*	*413*	*8,737*	*10,195*	*9,888*	*6,694*	*4,632*
TOTAL	3,576	4,786	4,600	4,890	3,552	46,589	57,878	49,514	49,616	35,726
Total of Pitch and Tar—	Cwts.	Cwts.	Cwts.	Cwts.	Cwts.					
United Kingdom (*including* Channel Islands)	31,179	29,376	37,885	32,537	31,078	1,75,011	1,61,562	1,75,308	1,47,664	1,46,875
Other British Possessions	262	979	227	44	16	1,044	3,642	848	245	138
TOTAL BRITISH EMPIRE	31,441	30,355	38,112	32,581	31,094	1,76,055	1,65,204	1,76,156	1,47,909	1,47,013
Sweden	969	1,493	1,841	1,950	1,300	10,128	16,694	17,512	17,636	11,849
Japan	83,904	122,731	62,755	42,231	30,772	2,33,749	3,16,101	1,51,848	98,459	78,305
United States of America—										
Via Atlantic Coast	..	36	463	4,825	..	..	675	4,426	15,462	..
Other Foreign Countries	281	876	1,638	722	689	2,352	6,955	8,773	5,151	5,819
TOTAL FOREIGN COUNTRIES	85,154	125,136	66,697	49,728	32,761	2,46,229	3,40,425	1,82,559	1,36,708	95,973
Share of Bengal	*45,182*	*85,440*	*41,630*	*20,847*	*17,785*	*1,84,709*	*2,54,535*	*1,33,949*	*78,013*	*68,638*
„ *Bombay*	*40,107*	*36,736*	*29,762*	*36,191*	*29,628*	*1,47,554*	*1,16,806*	*83,118*	*1,01,966*	*93,297*
„ *Sind*	*17,199*	*6,831*	*15,101*	*10,168*	*4,135*	*62,535*	*24,894*	*57,067*	*31,515*	*14,771*
„ *Madras*	*3,370*	*11,041*	*6,284*	*3,840*	*1,455*	*15,803*	*42,247*	*19,911*	*11,398*	*13,672*
„ *Burma*	*10,707*	*15,443*	*12,032*	*11,273*	*10,358*	*64,688*	*68,147*	*64,670*	*61,723*	*53,697*
TOTAL	116,595	155,491	104,809	82,309	63,355	4,22,284	5,05,629	3,58,715	2,84,617	2,42,986
Plants living, *including* Bulbs and Seeds for sowing (II. 3)—										
United Kingdom (*including* Channel Islands)	—	—	—	—	—	25,547	75,528	1,00,765	51,951	1,02,092
Ceylon (*excluding* Maldives)	—	—	—	—	—	1,837	5,036	2,648	2,162	670
Straits Settlements	—	—	—	—	—	4,798	5,561	1,819	410	264
Commonwealth of Australia	—	—	—	—	—	2,879	2,061	4,176	5,464	11,559
Other British Possessions	—	—	—	—	—	346	2,527	880	909	418
TOTAL BRITISH EMPIRE	—	—	—	—	—	35,407	90,708	1,09,788	60,896	1,15,003

No. 10—*continued*

ARTICLES, AND COUNTRIES OF CONSIGNMENT; ALSO SHARE OF EACH PROVINCE	QUANTITY					VALUE				
	1932-33	1933-34	1934-35	1935-36	1936-37	1932-33	1933-34	1934-35	1935-36	1936-37
						R	R	R	R	R
Plants, living, *including* Bulbs and Seed for sowing (II. 5)—*continued*										
Germany	—	—	—	—	—	18,746	22,325	22,788	16,624	23,564
Netherlands	—	—	—	—	—	8,586	9,808	10,808	11,117	18,621
France	—	—	—	—	—	16,389	11,091	15,888	23,894	7,946
China (*exclusive* of Hongkong and Macão)	—	—	—	—	—	8,080	8,961	5,662	514	221
United States of America—										
Vid Atlantic Coast	—	—	—	—	—	45,942	22,281	32,662	27,185	23,724
„ Pacific „	—	—	—	—	—	5,008	5,908	2,986	5,210	2,455
Other Foreign Countries	—	—	—	—	—	8,318	11,768	13,688	15,187	11,491
TOTAL FOREIGN COUNTRIES	—	—	—	—	—	1,13,019	92,182	1,08,482	99,181	88,022
Share of Bengal	—	—	—	—	—	*26,424*	*74,419*	*1,00,512*	*48,710*	*96,747*
„ *Bombay*	—	—	—	—	—	*99,190*	*70,875*	*85,951*	*94,637*	*76,505*
„ *Sind*	—	—	—	—	—	*5,292*	*13,390*	*12,971*	*8,071*	*13,915*
„ *Madras*	—	—	—	—	—	*3,411*	*4,958*	*6,377*	*7,350*	*7,630*
„ *Burma*	—	—	—	—	—	*91,109*	*19,248*	*7,354*	*1,309*	*3,228*
TOTAL	—	—	—	—	—	1,48,426	1,82,890	2,18,165	1,60,077	1,98,025
Polishes—										
Polishes and compositions for application to leather (III. U)—										
United Kingdom (*including* Channel Islands)	—	—	—	—	—	11,70,331	11,71,190	12,88,507	12,91,894	13,87,686
Other British Possessions	—	—	—	—	—	2,051	482	177	38	32
TOTAL BRITISH EMPIRE	—	—	—	—	—	11,72,382	11,71,672	12,88,684	12,91,932	13,87,718
Netherlands	—	—	—	—	—	..	5,540	41	..	..
France	—	—	—	—	—	28	5,268	8	18	2
United States of America—										
Vid Atlantic Coast	—	—	—	—	—	26,298	27,706	14,676	10,542	13,817
„ Pacific „	—	—	—	—	—	..	..	..	16	..
Other Foreign Countries	—	—	—	—	—	5,283	4,651	5,304	9,022	6,357
TOTAL FOREIGN COUNTRIES	—	—	—	—	—	31,609	43,267	20,028	20,499	25,176
Share of Bengal	—	—	—	—	—	*3,16,336*	*3,08,201*	*2,84,193*	*3,23,771*	*3,16,306*
„ *Bombay*	—	—	—	—	—	*3,72,690*	*3,97,021*	*4,03,748*	*4,06,041*	*4,60,478*
„ *Sind*	—	—	—	—	—	*3,86,783*	*3,66,616*	*4,49,416*	*4,43,393*	*4,93,352*
„ *Madras*	—	—	—	—	—	*66,260*	*73,662*	*67,686*	*73,994*	*87,009*
„ *Burma*	—	—	—	—	—	*61,860*	*69,426*	*50,771*	*65,238*	*55,719*
TOTAL	—	—	—	—	—	12,03,991	12,14,939	12,53,712	13,12,481	14,12,804
Polishes and compositions for application to metals (III. U)—										
United Kingdom (*including* Channel Islands)	—	—	—	—	—	3,84,868	3,96,488	4,11,556	4,19,456	4,05,385
Other British Possessions	—	—	—	—	—	116	1,144	117	2,362	1,202
TOTAL BRITISH EMPIRE	—	—	—	—	—	3,85,004	3,97,632	4,11,673	4,21,820	4,06,587

No. 10—*continued*

ARTICLES, AND COUNTRIES OF CONSIGNMENT; ALSO SHARE OF EACH PROVINCE	Quantity					Value				
	1932-33	1933-34	1934-35	1935-36	1936-37	1932-33	1933-34	1934-35	1935-36	1936-37
						R	R	R	R	R
Polishes—*continued*										
Polishes and compositions for application to metals (III. U)—continued										
Germany	—	—	—	—	—	6,819	5,178	7,434	5,211	5,822
United States of America—										
Vid Atlantic Coast	—	—	—	—	—	15,641	29,541	14,994	12,438	16,121
„ Pacific	—	—	—	—	—	10	9	7	..	34
Other Foreign Countries	—	—	—	—	—	1,070	3,800	4,483	2,186	2,919
TOTAL FOREIGN COUNTRIES	—	—	—	—	—	23,540	38,528	26,918	19,835	24,896
Share of Bengal	—	—	—	—	—	*99,843*	*1,18,892*	*1,17,306*	*1,01,815*	*1,08,850*
„ *Bombay*	—	—	—	—	—	*1,54,316*	*1,77,863*	*1,78,114*	*1,88,699*	*1,65,942*
„ *Sind*	—	—	—	—	—	*81,372*	*76,846*	*76,307*	*96,393*	*1,05,198*
„ *Madras*	—	—	—	—	—	*41,027*	*33,056*	*41,883*	*29,482*	*22,599*
„ *Burma*	—	—	—	—	—	*39,286*	*29,504*	*24,996*	*25,291*	*24,338*
TOTAL	—	—	—	—	—	4,08,544	4,36,160	4,38,591	4,41,655	4,30,938
Wood polish (III. U)—										
United Kingdom (*including* Channel Islands)	—	—	—	—	—	37,807	93,704	68,867	46,162	44,094
Other British Possessions	—	—	—	—	—	..	..	6	..	9
TOTAL BRITISH EMPIRE	—	—	—	—	—	37,807	93,704	68,873	46,162	44,103
United States of America—										
Vid Atlantic Coast	—	—	—	—	—	8,198	12,436	19,718	14,107	16,949
„ Pacific	—	—	—	—	—	..	2	69	37	..
Other Foreign Countries	—	—	—	—	—	968	806	1,173	842	26
TOTAL FOREIGN COUNTRIES	—	—	—	—	—	9,166	13,244	20,960	14,986	16,975
Share of Bengal	—	—	—	—	—	*3,489*	*36,346*	*2,378*	*2,673*	*371*
„ *Bombay*	—	—	—	—	—	*29,415*	*58,588*	*68,340*	*42,983*	*47,848*
„ *Sind*	—	—	—	—	—	*5,115*	*2,862*	*3,038*	*3,453*	*4,459*
„ *Madras*	—	—	—	—	—	*7,718*	*13,091*	*10,601*	*4,750*	*6,999*
„ *Burma*	—	—	—	—	—	*1,236*	*1,061*	*5,478*	*7,289*	*1,401*
TOTAL	—	—	—	—	—	46,973	1,11,948	89,833	61,148	61,078
Other sorts (III. U)—										
United Kingdom (*including* Channel Islands)	—	—	—	—	—	2,86,676	3,61,726	4,20,852	5,76,621	5,34,449
Other British Possessions	—	—	—	—	—	2,628	5,123	2,025	553	1,276
TOTAL BRITISH EMPIRE	—	—	—	—	—	2,89,304	3,66,849	4,22,880	5,77,174	5,35,725
Germany	—	—	—	—	—	5,111	5,605	9,481	2,791	8,502
United States of America—										
Vid Atlantic Coast	—	—	—	—	—	60,782	60,955	62,886	79,654	66,058
„ Pacific	—	—	—	—	—	1,374	567	5,704	300	77
Other Foreign Countries	—	—	—	—	—	4,414	5,563	3,054	1,974	4,694
TOTAL FOREIGN COUNTRIES	—	—	—	—	—	71,681	72,690	81,125	84,719	79,331

No. 10—*continued*

ARTICLES, AND COUNTRIES OF CONSIGNMENT; ALSO SHARE OF EACH PROVINCE	Quantity					Value				
	1932-33	1933-34	1934-35	1935-36	1936-37	1932-33	1933-34	1934-35	1935-36	1936-37
						R	R	R	R	R
Polishes—*concluded*										
***Other sorts (III. U)*—contd.**										
Share of Bengal	—	—	—	—	—	*1,99,306*	*2,78,146*	*3,10,629*	*4,58,601*	*3,71,957*
„ *Bombay*	—	—	—	—	—	*52,033*	*85,318*	*68,910*	*70,359*	*78,504*
„ *Sind*	—	—	—	—	—	*11,608*	*10,900*	*33,463*	*20,764*	*21,239*
„ *Madras*	—	—	—	—	—	*22,361*	*35,318*	*65,918*	*77,359*	*1,03,876*
„ *Burma*	—	—	—	—	—	*25,563*	*28,357*	*25,085*	*34,810*	*29,430*
TOTAL	—	—	—	—	—	3,10,985	4,39,539	5,04,005	6,61,893	6,15,056
Total of Polishes—										
United Kingdom (*including* Channel Islands)	—	—	—	—	—	18,29,702	20,28,108	21,34,782	23,34,135	23,71,564
Other British Possessions	—	—	—	—	—	4,795	6,749	2,328	2,953	2,519
TOTAL BRITISH EMPIRE	—	—	—	—	—	18,34,497	20,34,857	21,37,110	23,37,088	23,74,083
Germany	—	—	—	—	—	17,681	13,772	20,428	10,470	14,913
Netherlands	—	—	—	—	—	1,000	6,429	151	123	368
France	—	—	—	—	—	1,691	5,340	175	686	266
Japan	—	—	—	—	—	553	8,077	7,709	5,107	6,928
United States of America—										
Vid Atlantic Coast	—	—	—	—	—	1,10,869	1,30,728	1,11,724	1,16,742	1,17,945
„ Pacific „	—	—	—	—	—	1,884	578	5,780	353	111
Other Foreign Countries	—	—	—	—	—	2,618	2,805	3,064	6,558	5,347
TOTAL FOREIGN COUNTRIES	—	—	—	—	—	1,35,946	1,67,729	1,49,031	1,40,039	1,45,878
Share of Bengal	—	—	—	—	—	*6,18,719*	*7,41,593*	*7,14,504*	*8,36,360*	*7,97,484*
„ *Bombay*	—	—	—	—	—	*6,03,504*	*7,15,796*	*7,24,112*	*7,08,082*	*7,55,778*
„ *Sind*	—	—	—	—	—	*4,24,676*	*4,57,224*	*5,55,232*	*5,64,010*	*6,25,293*
„ *Madras*	—	—	—	—	—	*1,37,372*	*1,56,126*	*1,55,972*	*1,35,555*	*2,20,483*
„ *Burma*	—	—	—	—	—	*1,20,974*	*1,23,848*	*1,06,331*	*1,32,620*	*1,20,918*
TOTAL	—	—	—	—	—	19,70,443	22,02,586	22,56,141	24,77,127	25,19,961
Precious stones and Pearls, unset—										
***Diamonds** (*II. B*)—**										
United Kingdom (*including* Channel Islands)	—	—	—	—	—	80,252	51,174	1,37,655	1,49,984	4,29,878
Straits Settlements	—	—	—	—	—	..	295	6,967	1,19,688	57,963
Other British Possessions	—	—	—	—	—	121	1,218	..	..	445
TOTAL BRITISH EMPIRE	—	—	—	—	—	80,373	52,687	1,44,622	2,69,622	4,88,286
Germany	—	—	—	—	—	..	..	2,969	7,089	..
Netherlands	—	—	—	—	—	94,934	66,611	1,41,709	1,46,246	5,51,085
Belgium	—	—	—	—	—	68,28,016	55,19,531	33,67,604	26,42,788	73,09,205
France	—	—	—	—	—	73,846	1,42,888	14,528	44,543	25,374
Egypt	—	—	—	—	—	..	..	..	..	38,634
United States of America—										
Vid Atlantic Coast	—	—	—	—	—	..	80,000	..	..	..
„ Pacific „	—	—	—	—	—	..	..	..	15,000	..
Other Foreign Countries	—	—	—	—	—	..	93	..	..	..
TOTAL FOREIGN COUNTRIES	—	—	—	—	—	69,96,796	58,09,123	35,26,810	28,55,671	79,24,298

* Inclusive of imports by postal packets referred to Collectors of Customs for assessment.

No. 10—*continued*

ARTICLES, AND COUNTRIES OF CONSIGNMENT; ALSO SHARE OF EACH PROVINCE	QUANTITY					VALUE				
	1932-33	1933-34	1934-35	1935-36	1936-37	1932-33	1933-34	1934-35	1935-36	1936-37
						R	R	R	R	R
Precious stones and Pearls, unset—*continued*										
Diamonds (II. B)*—continued										
Share of Bengal	—	—	—	—	—	*19,60,946*	*12,70,268*	*6,34,195*	*4,47,778*	*9,45,955*
„ *Bombay*	—	—	—	—	—	*29,21,607*	*32,93,376*	*23,42,124*	*22,93,912*	*62,44,279*
„ *Sind*	—	—	—	—	—	*12,65,263*	*2,18,636*	*1,58,338*	*99,247*	*1,50,373*
„ *Madras*	—	—	—	—	—	*8,46,713*	*9,03,281*	*4,04,004*	*1,35,192*	*4,84,232*
„ *Burma*	—	—	—	—	—	*32,640*	*1,76,249*	*1,32,771*	*1,49,166*	*5,87,695*
TOTAL	—	—	—	—	—	70,77,169	58,61,810	36,71,432	31,25,293	84,12,584
Other Precious stones (II. B)*—										
United Kingdom (*including* Channel Islands)	—	—	—	—	—	1,12,359	1,39,091	60,429	2,40,101	1,32,895
Ceylon (*excluding* Maldives)	—	—	—	—	—	29,171	24,946	16,640	21,936	43,006
Straits settlements	—	—	—	—	—	182	1,504	262	667	5,028
Other British Possessions	—	—	—	—	—	1,601	690	1,385	1,538	902
TOTAL BRITISH EMPIRE	—	—	—	—	—	1,43,313	1,66,231	78,666	2,64,242	1,81,831
Germany	—	—	—	—	—	..	4,539	25,317	2,864	15,211
Belgium	—	—	—	—	—	42,679	1,746	15,007	3,22,209	1,75,726
France	—	—	—	—	—	50,657	50,400	1,13,847	33,549	61,213
United States of America—*Vid* Atlantic Coast	—	—	—	—	—	..	12,700	4,000	..	..
Other Foreign Countries	—	—	—	—	—	486	4,875	2,919	9,554	7,484
TOTAL FOREIGN COUNTRIES	—	—	—	—	—	93,822	74,260	1,61,090	3,68,176	2,59,584
Share of Bengal	—	—	—	—	—	..	*2,578*	*4,304*	*20,885*	*33,472*
„ *Bombay*	—	—	—	—	—	*72,289*	*1,64,499*	*1,85,970*	*57,953*	*72,187*
„ *Sind*	—	—	—	—	—	*68,520*	*50*	*12,710*	*3,336*	*65,987*
„ *Madras*	—	—	—	—	—	*33,556*	*39,826*	*14,948*	*22,148*	*24,369*
„ *Burma*	—	—	—	—	—	*62,770*	*33,538*	*21,824*	*5,28,101*	*2,45,400*
TOTAL	—	—	—	—	—	2,37,135	2,40,491	2,39,756	6,32,418	4,41,415
Pearls (II. B)—										
Aden and Dependencies	—	—	—	—	—	13,000	300	1,800	500	2,500
Bahrein Islands	—	—	—	—	—	5,46,395	6,61,708	4,16,454	4,94,195	3,82,488
Other British Possessions	—	—	—	—	—	3,020	4,307	370	1,726	7,896
TOTAL BRITISH EMPIRE	—	—	—	—	—	5,62,415	6,66,315	4,18,624	4,96,421	3,92,884
Netherlands	—	—	—	—	—	..	10,554	..	..	3,639
France	—	—	—	—	—	8,040	..	..	2,170	..
Maskat Territory and Trucial Oman	—	—	—	—	—	4,64,900	6,55,476	5,86,238	5,22,276	4,65,632
Other Native States in Arabia	—	—	—	—	—	9,800	40,228	57,500	8,300	26,862
Japan	—	—	—	—	—	..	—	2,388	15,411	2,990
United States of America—										
Vid Atlantic Coast	—	—	—	—	—	2,781	2,840	31,733	3,031	15,582
„ Pacific „	—	—	—	—	—	..	884	..	..	..
Other Foreign Countries	—	—	—	—	—	1,500	3,000	2,200	1,000	830
TOTAL FOREIGN COUNTRIES	—	—	—	—	—	4,87,021	7,12,982	6,80,059	5,52,188	5,15,035

* Inclusive of imports by postal packets referred to Collectors of Customs for assessment.

No. 10—*continued*

ARTICLES AND COUNTRIES OF CONSIGNMENT; ALSO SHARE OF EACH PROVINCE	QUANTITY					VALUE				
	1932-33	1933-34	1934-35	1935-36	1936-37	1932-33	1933-34	1934-35	1935-36	1936-37
						R	R	R	R	R
Precious stones and Pearls, unset —*concluded*										
Pearls (II. B)—continued										
Share of Bengal	—	—	—	—	—	..	..	..	..	*688*
„ *Bombay*	—	—	—	—	—	*10,05,681*	*11,04,374*	*6,80,591*	*4,38,743*	*5,60,103*
„ *Sind*	—	—	—	—	—	*43,735*	*2,70,716*	*4,78,099*	*6,08,141*	*5,45,812*
„ *Madras*	—	—	—	—	—	*20*	*204*	..	*1,726*	*1,166*
„ *Burma*	—	—	—	—	—	..	*4,103*	..	..	*500*
TOTAL	—	—	—	—	—	10,49,436	13,79,297	10,98,683	10,48,609	9,07,919
Total of Precious stones and Pearls unset—										
United Kingdom (*including* Channel Islands)	—	—	—	—	—	1,92,611	1,94,265	1,98,254	3,90,085	5,65,353
Aden and Dependencies	—	—	—	—	—	13,000	300	1,800	500	2,500
Bahrein Islands	—	—	—	—	—	5,47,407	6,61,708	4,16,454	4,94,200	3,82,488
Ceylon (*excluding* Maldives)	—	—	—	—	—	32,812	25,403	16,640	23,662	48,267
Straits Settlements	—	—	—	—	—	182	1,902	7,229	1,20,805	62,991
Other British Possessions	—	—	—	—	—	589	1,655	1,535	1,535	1,402
TOTAL BRITISH EMPIRE	—	—	—	—	—	7,86,101	8,85,233	6,41,912	10,30,285	10,63,001
Germany	—	—	—	—	—	..	4,539	28,286	9,953	15,211
Netherlands	—	—	—	—	—	94,934	77,165	1,41,709	1,48,921	5,55,657
Belgium	—	—	—	—	—	68,70,695	55,21,277	33,82,611	29,64,997	74,84,931
France	—	—	—	—	—	1,32,543	1,93,288	1,28,375	80,267	86,587
Maskat Territory and Trucial Oman	—	—	—	—	—	4,64,900	6,55,476	5,86,239	5,22,276	4,65,632
Other Native States in Arabia	—	—	—	—	—	9,800	40,228	57,500	8,300	26,362
Iran	—	—	—	—	—	1,500	7,000	2,200	1,000	..
Japan	—	—	—	—	—	..	93	2,388	15,411	2,990
Egypt	—	—	—	—	—	..	..	..	..	38,684
United States of America—										
Vid Atlantic Coast	—	—	—	—	—	2,781	95,540	35,733	8,031	15,562
„ Pacific „	—	—	—	—	—	..	884	..	15,000	..
Other Foreign Countries	—	—	—	—	—	486	875	2,918	6,879	7,331
TOTAL FOREIGN COUNTRIES	—	—	—	—	—	75,77,639	65,96,365	43,67,959	37,76,035	86,98,917
Share of Bengal	—	—	—	—	—	*19,60,946*	*12,72,646*	*6,33,499*	*4,68,661*	*9,30,065*
„ *Bombay*	—	—	—	—	—	*39,99,577*	*45,62,149*	*31,43,685*	*27,90,607*	*66,76,569*
„ *Sind*	—	—	—	—	—	*13,77,513*	*4,89,403*	*6,49,140*	*7,10,724*	*7,61,872*
„ *Madras*	—	—	—	—	—	*8,80,289*	*9,43,311*	*4,18,952*	*1,59,061*	*5,09,817*
„ *Burma*	—	—	—	—	—	*1,45,410*	*2,13,890*	*1,44,595*	*6,77,267*	*8,33,595*
TOTAL	—	—	—	—	—	83,63,740	74,81,598	50,09,871	48,06,320	97,61,918
Printing and Lithographing machinery and materials (*excluding* paper)—										
Printing and Lithographing presses (III. J)—										
United Kingdom (*including* Channel Islands)	—	—	—	—	—	6,01,971	7,18,140	6,93,376	8,18,918	6,43,953
Other British Possessions	—	—	—	—	—	515	494	352	60	295
TOTAL BRITISH EMPIRE	—	—	—	—	—	6,02,486	7,18,634	6,93,728	8,18,978	6,44,248

No. 10—*continued*

ARTICLES, AND COUNTRIES OF CONSIGNMENT; ALSO SHARE OF EACH PROVINCE	Quantity					Value				
	1932-33	1933-34	1934-35	1935-36	1936-37	1932-33	1933-34	1934-35	1935-36	1936-37
						R	R	R	R	R
Printing and Lithographing machinery and materials (*excluding* paper)—*continued*										
Printing and lithographing presses (III. J)—continued										
Germany	—	—	—	—	—	2,24,281	2,81,160	2,93,949	3,65,096	4,90,995
France	—	—	—	—	—	1,260	7,370	..	..	54
Italy (*including* Fiume)	—	—	—	—	—	4,006	10,485	11,950	12,490	21,886
Czechoslovakia	—	—	—	—	—	..	..	..	..	23,494
Japan	—	—	—	—	—	356	12,485	41,690	38,969	58,050
United States of America—										
Vid Atlantic Coast	—	—	—	—	—	80,625	4,58,244	4,08,519	4,24,784	5,19,655
„ Pacific „	—	—	—	—	—	..	..	..	6,794	1,455
Other Foreign Countries	—	—	—	—	—	2,333	5,630	1,702	1,098	2,951
TOTAL FOREIGN COUNTRIES	—	—	—	—	—	8,14,511	7,75,824	7,57,810	8,49,201	11,77,990
Share of Bengal	—	—	—	—	—	*3,05,013*	*4,75,806*	*4,36,678*	*3,93,584*	*5,54,622*
„ *Bombay*	—	—	—	—	—	*4,93,956*	*6,17,446*	*6,54,829*	*8,14,282*	*8,34,221*
„ *Sind*	—	—	—	—	—	*40,336*	*1,11,502*	*1,63,936*	*1,25,652*	*2,71,797*
„ *Madras*	—	—	—	—	—	*76,956*	*2,77,733*	*1,56,649*	*3,03,043*	*1,33,388*
„ *Burma*	—	—	—	—	—	*736*	*11,421*	*39,446*	*26,248*	*23,303*
TOTAL	—	—	—	—	—	9,16,997	14,93,958	14,51,538	16,68,179	18,22,238
Printing type (III. U)—	Cwts.	Cwts.	Cwts.	Cwts.	Cwts.					
United Kingdom (*including* Channel Islands)	478	514	614	729	510	71,613	76,311	84,177	1,05,725	78,573
Other British Possessions	20	10	2	27	..	2,412	175	30	876	..
TOTAL BRITISH EMPIRE	498	524	616	756	510	74,025	76,486	84,207	1,06,601	78,573
Germany	227	191	179	393	225	33,257	36,191	34,214	47,246	34,402
China (*excluding* of Hongkong and Macao)	20	19	41	87	15	1,055	1,116	1,624	5,488	803
Egypt	7	..	..	31	47	1,622	..	..	3,965	5,508
United States of America—										
Vid Atlantic Coast	45	43	115	111	118	14,930	8,000	19,586	17,905	19,714
Other Foreign Countries	..	4	12	32	3	..	1,065	2,271	4,021	267
TOTAL FOREIGN COUNTRIES	299	257	347	654	408	50,864	46,372	57,695	79,220	60,694
Share of Bengal	*206*	*187*	*247*	*282*	*155*	*30,328*	*31,521*	*39,855*	*44,433*	*23,291*
„ *Bombay*	*420*	*334*	*303*	*567*	*441*	*66,014*	*51,069*	*59,194*	*75,393*	*64,282*
„ *Sind*	*67*	*131*	*104*	*317*	*150*	*10,333*	*20,180*	*16,100*	*33,018*	*22,514*
„ *Madras*	*67*	*91*	*191*	*107*	*116*	*12,582*	*15,807*	*27,321*	*23,017*	*23,813*
„ *Burma*	*37*	*38*	*118*	*137*	*56*	*5,637*	*4,281*	*8,433*	*9,955*	*5,067*
TOTAL	797	781	963	1,410	918	1,24,889	1,22,858	1,41,902	1,85,821	1,39,267
Printers' and lithographers' ink (III. U)—										
United Kingdom (*including* Channel Islands)	—	—	—	—	—	4,25,233	5,34,186	5,51,502	6,59,717	5,68,884
Other British Possessions	—	—	—	—	—	1,863	47	164	3,111	4,353
TOTAL BRITISH EMPIRE	—	—	—	—	—	4,27,096	5,34,233	5,51,666	6,62,828	5,73,237

No. 10—*continued*

ARTICLES, AND COUNTRIES OF CONSIGNMENT; ALSO SHARE OF EACH PROVINCE	Quantity					Value				
	1932-33	1933-34	1934-35	1935-36	1936-37	1932-33	1933-34	1934-35	1935-36	1936-37
						R	R	R	R	R
Printing and lithographing machinery and materials (*excluding paper*)—*continued*										
Printers' and lithographers' ink (III. U)—continued										
Denmark	—	—	—	—	—	10,585	5,957	4,416	5,886	6,857
Germany	—	—	—	—	—	1,07,259	96,722	1,17,756	1,47,413	1,68,870
Netherlands	—	—	—	—	—	28,073	24,683	82,505	11,236	2,860
Japan	—	—	—	—	—	9,002	4,717	12,092	22,741	42,661
United States of America—										
Vid Atlantic Coast	—	—	—	—	—	8,061	9,605	19,751	25,893	15,721
„ Pacific „	—	—	—	—	—	848	423	1,412	4,616	4,090
Other Foreign Countries	—	—	—	—	—	725	3,862	4,781	1,960	2,603
TOTAL FOREIGN COUNTRIES	—	—	—	—	—	1,61,503	1,45,469	1,92,713	2,18,745	2,43,662
Share of Bengal	—	—	—	—	—	*1,33,311*	*1,53,793*	*1,37,496*	*1,85,289*	*2,11,527*
„ *Bombay*	—	—	—	—	—	*2,35,494*	*2,79,770*	*3,18,951*	*3,73,769*	*3,14,302*
„ *Sind*	—	—	—	—	—	*98,677*	*1,14,311*	*1,26,860*	*1,30,137*	*1,02,189*
„ *Madras*	—	—	—	—	—	*1,07,183*	*1,13,735*	*1,39,261*	*1,55,978*	*1,59,474*
„ *Burma*	—	—	—	—	—	*15,734*	*19,093*	*21,811*	*37,400*	*28,907*
TOTAL	—	—	—	—	—	5,58,399	6,79,702	7,44,379	8,81,573	8,16,899
Other materials (III. U)—										
United Kingdom (*including* Channel Islands)	—	—	—	—	—	3,25,806	3,40,240	4,24,242	5,09,649	4,38,672
Other British Possessions	—	—	—	—	—	3,041	3,814	1,457	323	2,492
TOTAL BRITISH EMPIRE	—	—	—	—	—	3,28,847	3,44,054	4,25,699	5,09,972	4,41,164
Germany	—	—	—	—	—	82,086	78,793	85,587	1,55,899	1,81,695
Belgium	—	—	—	—	—	1,856	7,015	6,702	2,848	4,741
France	—	—	—	—	—	8,737	5,932	11,095	1,870	9,448
Switzerland	—	—	—	—	—	7,759	7,279	6,409	3,223	5,300
Italy (*including* Fiume)	—	—	—	—	—	6,223	824	248	9,517	1,214
Japan	—	—	—	—	—	562	2,264	10,094	23,539	15,964
United States of America—										
Vid Atlantic Coast	—	—	—	—	—	36,579	98,762	1,01,682	1,64,091	77,263
„ Pacific „	—	—	—	—	—	15,720	346	596	300	2,274
Other Foreign Countries	—	—	—	—	—	2,368	9,006	1,855	5,482	8,538
TOTAL FOREIGN COUNTRIES	—	—	—	—	—	1,61,840	2,10,271	2,24,268	3,66,764	3,06,432
Share of Bengal	—	—	—	—	—	*1,79,042*	*1,19,712*	*2,44,101*	*3,72,240*	*3,29,338*
„ *Bombay*	—	—	—	—	—	*1,64,799*	*2,25,074*	*2,14,101*	*2,77,877*	*2,24,293*
„ *Sind*	—	—	—	—	—	*67,127*	*69,759*	*47,319*	*56,864*	*56,420*
„ *Madras*	—	—	—	—	—	*63,964*	*1,03,925*	*99,687*	*1,48,033*	*1,18,077*
„ *Burma*	—	—	—	—	—	*25,755*	*35,855*	*44,759*	*31,673*	*19,424*
TOTAL	—	—	—	—	—	4,90,687	5,54,325	6,49,967	8,76,786	7,47,596
Total of Printing and lithographing machinery and materials (excluding paper)—										
United Kingdom (*including* Channel Islands)	—	—	—	—	—	14,24,623	16,68,877	17,53,297	20,94,009	17,30,082
Other British Possessions	—	—	—	—	—	7,881	4,530	2,003	4,370	7,149
TOTAL BRITISH EMPIRE	—	—	—	—	—	14,32,464	16,73,407	17,55,300	20,98,379	17,37,232

No. 10—*continued*

ARTICLES, AND COUNTRIES OF CONSIGNMENT; ALSO SHARE OF EACH PROVINCE	Quantity					Value				
	1932-33	1933-34	1934-35	1935-36	1936-37	1932-33	1933-34	1934-35	1935-36	1936-37
						R	R	R	R	R
Printing and lithographing machinery and materials (*excluding paper*)—*concluded*										
Total of Printing and lithographing machinery and materials (excluding paper)—continued										
Denmark	—	—	—	—	—	10,540	5,966	4,422	5,477	6,857
Germany	—	—	—	—	—	4,46,932	4,92,866	5,81,506	7,15,654	8,75,962
Netherlands	—	—	—	—	—	24,001	28,721	32,520	11,612	6,866
Belgium	—	—	—	—	—	5,589	11,133	6,702	3,377	6,883
France	—	—	—	—	—	9,997	13,352	11,881	1,870	9,497
Switzerland	—	—	—	—	—	7,759	9,886	6,409	3,607	5,857
Italy (*including* Fiume)	—	—	—	—	—	10,566	12,171	16,363	23,482	82,550
Czechoslovakia	—	—	—	—	—	81	10	30	297	23,910
Japan	—	—	—	—	—	9,920	19,606	64,320	85,646	1,16,720
China (*exclusive of* Hongkong and Macão)	—	—	—	—	—	1,378	1,116	2,740	[5,493]	2,811
Egypt	—	—	—	—	—	1,632	..	..	3,965	5,633
United States of America—										
Vid Atlantic Coast	—	—	—	—	—	1,41,095	5,74,611	5,49,538	6,32,113	6,32,353
„ Pacific „	—	—	—	—	—	16,568	709	2,008	11,710	7,819
Other Foreign Countries	—	—	—	—	—	2,659	7,667	4,097	10,727	5,351
TOTAL FOREIGN COUNTRIES	—	—	—	—	—	6,88,518	11,77,486	12,32,486	15,13,930	17,88,778
Share of Bengal	—	—	—	—	—	*6,46,659*	*7,79,832*	*8,48,130*	*9,95,916*	*11,18,792*
„ *Bombay*	—	—	—	—	—	*9,81,363*	*11,83,359*	*12,38,075*	*16,40,226*	*14,37,605*
„ *Sind*	—	—	—	—	—	*2,04,472*	*3,15,759*	*3,54,215*	*3,45,671*	*4,53,229*
„ *Madras*	—	—	—	—	—	*2,60,685*	*6,11,260*	*4,22,918*	*6,36,120*	*4,34,762*
„ *Burma*	—	—	—	—	—	*47,662*	*60,650*	*1,24,443*	*95,276*	*81,701*
TOTAL	—	—	—	—	—	21,20,972	28,50,843	29,87,786	36,12,309	35,26,000
Prints, Engravings and Pictures—										
Photographs and picture postcards (III. U)—										
United Kingdom (*including* Channel Islands)	—	—	—	—	—	10,622	21,889	16,895	16,645	39,461
Ceylon (*excluding* Maldives)	—	—	—	—	—	747	213	16,568	61	245
Commonwealth of Australia	—	—	—	—	—	30,529	114	103	..	10
Other British Possessions	—	—	—	—	—	943	278	1,817	342	1,781
TOTAL BRITISH EMPIRE	—	—	—	—	—	42,841	21,994	34,883	17,048	41,497
Germany	—	—	—	—	—	13,507	13,820	11,539	22,429	10,644
France	—	—	—	—	—	2,992	3,786	8,049	6,657	6,109
Italy (*including* Fiume)	—	—	—	—	—	1,565	1,281	23,192	45	2
Czechoslovakia	—	—	—	—	—	..	..	..	9,623	435
United States of America—										
Vid Atlantic Coast	—	—	—	—	—	14,328	28,939	76,451	16,910	8,545
„ Pacific „	—	—	—	—	—	11	66	54	11	2,174
Other Foreign Countries	—	—	—	—	—	816	527	1,484	4,113	3,798
TOTAL FOREIGN COUNTRIES	—	—	—	—	—	33,219	48,419	1,20,769	59,797	31,007
Share of Bengal	—	—	—	—	—	*33,606*	*21,685*	*47,056*	*9,667*	*19,715*
„ *Bombay*	—	—	—	—	—	*17,796*	*28,387*	*90,956*	*29,534*	*37,067*
„ *Sind*	—	—	—	—	—	*12,701*	*11,397*	*6,389*	*8,847*	*6,225*
„ *Madras*	—	—	—	—	—	*4,090*	*8,120*	*9,343*	*17,661*	*8,864*
„ *Burma*	—	—	—	—	—	*8,037*	*824*	*x,008*	*936*	*1,553*
TOTAL	—	—	—	—	—	76,060	70,413	1,55,652	76,645	78,404

No. 10—*continued*

ARTICLES, AND COUNTRIES OF CONSIGNMENT; ALSO SHARE OF EACH PROVINCE	Quantity					Value				
	1932-33	1933-34	1934-35	1935-36	1936-37	1932-33	1933-34	1934-35	1935-36	1936-37
						R	R	R	R	R
Prints, Engravings, and Pictures— *continued*										
Others (III. U)—										
United Kingdom (*including* Channel Islands)	—	—	—	—	—	50,619	91,254	75,611	72,972	97,583
Commonwealth of Australia	—	—	—	—	—	24,711	243	694	55	53
Other British Possessions	—	—	—	—	—	2,834	1,274	5,767	5,891	2,258
TOTAL BRITISH EMPIRE	—	—	—	—	—	78,164	92,771	82,072	78,918	99,894
Germany	—	—	—	—	—	20,735	20,433	30,811	66,479	54,545
France	—	—	—	—	—	21,899	2,886	1,886	2,905	3,205
Italy (*including* Fiume)	—	—	—	—	—	786	1,577	43,531	5,714	2,602
Austria	—	—	—	—	—	17,257	4,959	11,726	2,339	305
Turkey, European	—	—	—	—	—	..	..	..	13,400	..
Japan	—	—	—	—	—	1,017	799	830	1,760	8,484
United States of America—										
Vid Atlantic Coast	—	—	—	—	—	4,12,022	68,041	80,527	26,175	29,410
„ Pacific „	—	—	—	—	—	10	482	24	3,012	5,543
Other Foreign Countries	—	—	—	—	—	1,065	2,304	1,211	821	10,537
TOTAL FOREIGN COUNTRIES	—	—	—	—	—	4,74,740	96,481	1,20,496	1,22,605	1,14,637
Share of Bengal	—	—	—	—	—	*4,22,528*	*50,777*	*25,819*	*39,999*	*36,095*
„ *Bombay*	—	—	—	—	—	*1,11,195*	*58,225*	*1,04,815*	*1,06,751*	*1,08,703*
„ *Sind*	—	—	—	—	—	*12,652*	*73,186*	*51,147*	*36,349*	*25,169*
„ *Madras*	—	—	—	—	—	*3,919*	*6,334*	*17,978*	*17,211*	*40,830*
„ *Burma*	—	—	—	—	—	*2,680*	*1,830*	*2,809*	*1,913*	*3,734*
TOTAL	—	—	—	—	—	5,52,904	1,89,252	2,02,568	2,01,523	2,11,531
Total of Prints, Engravings, and Pictures—										
United Kingdom (*including* Channel Islands)	—	—	—	—	—	61,241	1,12,643	92,006	89,617	1,37,044
Ceylon (*excluding* Maldives)	—	—	—	—	—	1,655	750	17,417	744	555
Commonwealth of Australia	—	—	—	—	—	55,240	357	797	55	68
Other British Possessions	—	—	—	—	—	2,869	1,009	6,735	5,550	3,729
TOTAL BRITISH EMPIRE	—	—	—	—	—	1,21,005	1,14,765	1,16,955	95,966	1,41,391
Germany	—	—	—	—	—	34,242	34,253	42,400	88,908	65,889
France	—	—	—	—	—	24,891	6,672	9,885	9,562	9,214
Italy (*including* Fiume)	—	—	—	—	—	2,300	2,858	66,723	5,759	2,604
Austria	—	—	—	—	—	17,355	4,968	11,726	2,341	305
Czechoslovakia	—	—	—	—	—	..	..	4	9,623	478
Turkey, European	—	—	—	—	—	..	..	.	13,400	..
Japan	—	—	—	—	—	1,351	1,131	1,776	2,354	8,581
United States of America—										
Vid Atlantic Coast	—	—	—	—	—	4,26,350	91,030	1,06,978	43,094	37,961
„ Pacific „	—	—	—	—	—	21	548	78	3,023	7,717
Other Foreign Countries	—	—	—	—	—	1,440	2,495	1,695	4,338	14,195
TOTAL FOREIGN COUNTRIES	—	—	—	—	—	5,07,959	1,44,900	2,41,265	1,82,402	1,46,544
Share of Bengal	—	—	—	—	—	*4,55,034*	*72,462*	*72,875*	*43,966*	*55,810*
„ *Bombay*	—	—	—	—	—	*1,28,921*	*58,619*	*1,95,771*	*1,46,285*	*1,45,760*
„ *Sind*	—	—	—	—	—	*25,858*	*84,583*	*87,536*	*45,196*	*31,394*
„ *Madras*	—	—	—	—	—	*7,939*	*13,354*	*27,221*	*35,072*	*49,684*
„ *Burma*	—	—	—	—	—	*10,717*	*2,751*	*4,817*	*2,849*	*5,287*
TOTAL	—	—	—	—	—	6,28,964	2,59,665	3,58,220	2,73,368	2,87,935

No. 10—*continued*

ARTICLES, AND COUNTRIES OF CONSIGNMENT; ALSO SHARE OF EACH PROVINCE	Quantity					Value				
	1932-33	1933-34	1934-35	1935-36	1936-37	1932-33	1933-34	1934-35	1935-36	1936-37
						R	R	R	R	R
Provisions and Oilman's stores (*including* fish and fruits and vegetables, canned or bottled)—										
Bacon and hams (I. E)—	Cwts.	Cwts.	Cwts.	Cwts.	Cwts.					
United Kingdom (*including* Channel Islands)	10,120	11,757	11,633	12,822	13,291	7,69,697	9,55,715	8,34,531	9,09,209	9,53,229
Commonwealth of Australia	259	577	265	129	154	20,242	44,407	19,845	9,084	11,080
Other British Possessions	129	132	179	125	134	6,115	8,107	8,783	6,047	6,728
TOTAL BRITISH EMPIRE	10,508	12,466	12,077	13,076	13,579	7,96,054	10,08,229	8,63,159	9,24,340	9,70,987
Denmark	839	2,168	2,745	2,587	2,345	65,350	1,67,529	2,11,077	2,05,112	1,77,917
Germany	41	59	92	62	117	4,140	5,978	7,507	5,401	10,833
Netherlands	452	536	807	1,270	2,025	37,569	42,469	58,864	95,085	1,48,900
China (*exclusive* of Hongkong and Macao)	8	14	14	19	75	157	476	550	762	5,202
United States of America—										
Vid Atlantic Coast	48	28	50	12	6	4,996	2,658	3,357	678	964
„ Pacific	..	..	2	42	..	24	..	191	3,279	..
Other Foreign Countries	26	12	51	22	99	4,035	1,552	3,227	1,553	6,648
TOTAL FOREIGN COUNTRIES	1,414	2,818	3,761	4,014	4,667	1,16,271	2,20,757	2,85,773	3,11,915	3,49,971
Share of Bengal	*4,599*	*4,736*	*5,103*	*5,279*	*5,490*	*3,67,728*	*3,93,565*	*3,95,649*	*4,07,347*	*4,40,226*
„ *Bombay*	*2,235*	*4,475*	*4,654*	*5,564*	*5,826*	*1,67,274*	*3,59,745*	*3,13,971*	*3,82,201*	*3,84,921*
„ *Sind*	*2,223*	*2,791*	*2,846*	*2,897*	*3,361*	*1,58,847*	*2,08,865*	*1,96,818*	*2,05,035*	*2,28,391*
„ *Madras*	*1,319*	*1,720*	*1,564*	*1,773*	*1,883*	*95,447*	*1,35,836*	*1,13,161*	*1,30,544*	*1,30,468*
„ *Burma*	*1,543*	*1,502*	*1,631*	*1,637*	*1,686*	*1,23,031*	*1,26,475*	*1,30,923*	*1,31,078*	*1,36,960*
TOTAL	11,922	15,284	15,638	17,090	18,246	9,12,325	13,28,986	11,48,982	12,36,255	13,20,958
Biscuits and cakes (I. E)—	Cwts.	Cwts.	Cwts.	Cwts.	Cwts.					
United Kingdom (*including* Channel Islands)	26,068	29,463	32,992	34,296	36,629	25,12,889	26,60,937	28,76,907	30,11,986	32,32,464
Irish Free State (a)	—	92	386	656	804	—	10,195	43,084	71,183	86,760
Straits Settlements	8,837	8,062	11,804	17,187	18,191	2,18,455	1,82,409	2,63,614	3,81,707	3,69,257
Hongkong	3	379	1,870	1,091	3,410	158	19,682	80,195	42,324	1,08,597
Commonwealth of Australia	458	513	418	484	751	28,893	34,377	23,210	27,768	45,160
Other British Possessions	114	34	29	86	43	6,880	1,631	1,959	4,237	3,455
TOTAL BRITISH EMPIRE	35,080	38,544	47,499	53,800	59,828	27,67,275	29,09,431	32,88,969	35,39,205	38,45,673
Netherlands	487	294	228	162	155	44,414	25,072	20,626	15,029	14,238
Belgium	91	133	45	58	50	4,907	7,936	3,405	3,580	3,547
Japan	22	161	259	477	2,618	603	7,084	10,164	20,113	72,908
United States of America—										
Vid Atlantic Coast	14	55	61	49	60	1,646	4,922	3,949	4,728	5,679
„ Pacific	..	..	..	..	5	..	12	..	12	610
Other Foreign Countries	73	126	156	173	73	5,994	9,005	9,488	9,680	4,595
TOTAL FOREIGN COUNTRIES	687	769	749	919	2,961	57,564	54,031	47,632	53,092	1,02,580

(a) Separately shown from 1933-34.

No. 10—*continued*

ARTICLES, AND COUNTRIES OF CONSIGNMENT; ALSO SHARE OF EACH PROVINCE	QUANTITY					VALUE				
	1932-33	1933-34	1934-35	1935-36	1936-37	1932-33	1933-34	1934-35	1935-36	1936-37
						R	R	R	R	R
Provisions and Oilman's stores (*including* fish and fruits and vegetables, canned or bottled)—*continued*										
***Biscuits and cakes* (I. E)—continued**	Cwts.	Cwts.	Cwts.	Cwts.	Cwts.					
Share of Bengal	*6,027*	*7,195*	*7,670*	*7,466*	*8,995*	*6,14,179*	*6,08,715*	*6,57,108*	*6,39,955*	*7,82,488*
" *Bombay*	*4,051*	*6,674*	*8,150*	*8,461*	*10,391*	*3,80,003*	*5,99,397*	*6,89,950*	*7,35,790*	*8,25,444*
" *Sind*	*4,082*	*4,546*	*5,305*	*5,842*	*6,692*	*3,76,605*	*3,96,519*	*4,50,575*	*4,83,140*	*5,40,906*
" *Madras*	*6,106*	*6,818*	*7,336*	*8,030*	*8,277*	*5,64,038*	*5,67,620*	*5,85,813*	*6,54,493*	*6,65,377*
" *Burma*	*15,451*	*14,080*	*19,888*	*24,921*	*28,524*	*9,86,009*	*7,90,711*	*9,53,155*	*10,78,920*	*11,34,038*
TOTAL	35,717	39,313	48,246	54,719	62,789	33,24,839	29,63,462	33,36,601	35,92,297	39,48,253
***Butter* (including canned) (I. E)—**	Cwts.	Cwts.	Cwts.	Cwts.	Cwts.					
United Kingdom (*including* Channel Islands)	1,821	1,993	1,745	1,609	1,783	2,37,832	2,23,265	1,79,110	1,81,600	1,80,940
Ceylon (*excluding* Maldives)	48	39	142	243	299	6,514	5,162	13,030	20,215	27,460
Straits Settlements	6	10	3	533	218	1,089	1,691	2,835	8,608	20,319
Union of South Africa	23	19	18	77	18	2,710	2,218	1,857	6,291	1,536
Commonwealth of Australia	1,150	2,032	2,951	3,595	3,612	1,69,442	2,31,124	2,95,787	3,37,562	3,60,173
New Zealand	484	488	876	1,187	2,043	70,655	55,270	89,148	1,09,947	1,89,743
Other British Possessions	24	42	32	25	9	2,108	2,535	1,007	2,249	1,104
TOTAL BRITISH EMPIRE	3,556	4,618	5,767	7,469	7,982	4,90,350	5,26,265	5,82,774	6,66,472	7,81,275
Denmark	154	227	195	208	242	26,709	31,098	23,332	26,054	30,642
Germany	16	247	246	..	99	2,528	19,319	12,508	8	8,416
Netherlands	20	--	45	21	58	1,253	10	4,042	1,924	6,068
Other Foreign Countries	26	14	11	10	49	2,660	1,654	998	348	1,913
TOTAL FOREIGN COUNTRIES	216	488	498	239	448	33,150	52,081	40,880	29,234	47,039
Share of Bengal	*1,789*	*2,076*	*2,462*	*2,819*	*3,491*	*2,47,185*	*2,53,747*	*2,43,732*	*2,57,382*	*3,11,356*
" *Bombay*	*461*	*1,008*	*1,476*	*1,438*	*1,632*	*37,758*	*80,619*	*1,07,471*	*1,23,978*	*1,53,623*
" *Sind*	*56*	*158*	*29*	*31*	*95*	*5,965*	*13,610*	*2,599*	*2,860*	*8,530*
" *Madras*	*593*	*777*	*936*	*1,810*	*1,410*	*36,690*	*35,969*	*91,134*	*1,07,025*	*1,21,452*
" *Burma*	*934*	*1,092*	*1,362*	*1,612*	*1,802*	*1,45,907*	*1,45,401*	*1,73,718*	*2,05,463*	*2,33,948*
TOTAL	3,772	5,106	6,265	7,708	8,430	5,23,500	5,78,346	6,23,654	6,95,706	8,28,814
Canned and bottled provisions (not specified elsewhere)—	Cwts.	Cwts.	Cwts.	Cwts.	Cwts.					
***Canned or bottled fruits* (I. E)—**										
United Kingdom (*including* Channel Islands)	1,868	3,338	3,149	2,908	2,479	1,00,210	1,34,655	1,75,180	1,64,115	1,36,404
Straits Settlements	11,076	16,310	23,276	17,643	22,549	1,32,389	1,67,322	2,38,253	1,07,307	2,35,093
Hongkong	1,865	1,448	2,217	1,877	1,004	34,853	29,320	42,077	34,074	36,342
Commonwealth of Australia	3,579	4,249	3,292	3,024	3,126	1,24,874	1,38,361	99,402	93,127	92,105
Other British Possessions	320	274	203	173	274	9,618	6,379	4,716	5,504	5,882
TOTAL BRITISH EMPIRE	18,708	25,614	32,137	25,715	30,332	4,10,944	5,36,037	5,53,578	4,94,217	5,06,826

No. 10—*continued*

ARTICLES, AND COUNTRIES OF CONSIGNMENT; ALSO SHARE OF EACH PROVINCE	QUANTITY					VALUE				
	1932-33	1933-34	1934-35	1935-36	1936-37	1932-33	1933-34	1934-35	1935-36	1936-37
						R	R	R	R	R
Provisions and Oilman's stores (*including* fish and fruits and vegetables, canned or bottled)—*continued*										
Canned and bottled provisions (not specified elsewhere)—continued										
Canned or bottled fruits (I. E)—continued	Cwts.	Cwts.	Cwts.	Cwts.	Cwts.					
France	144	186	196	106	141	16,411	21,186	18,778	12,122	9,312
Italy (*including* Fiume)	345	475	544	518	293	12,057	17,423	22,121	21,561	11,120
Japan	5	107	222	425	610	696	1,893	4,975	8,922	9,794
China (*exclusive* of Hongkong and Macão)	632	538	168	120	101	16,592	12,168	3,671	2,165	2,249
United States of America—										
Vid Atlantic Coast	406	584	658	1,797	2,812	19,579	28,508	28,484	60,709	89,148
„ Pacific „	6,199	10,137	12,420	14,358	11,006	3,00,111	3,74,053	4,51,894	5,14,279	3,84,022
Other Foreign Countries	93	101	201	248	62	6,174	5,271	7,303	9,050	4,413
TOTAL FOREIGN COUNTRIES	7,824	12,128	14,409	17,572	14,525	3,71,620	4,60,457	5,37,226	6,28,808	5,10,067
Share of Bengal	*4,685*	*7,595*	*8,945*	*9,759*	*9,274*	*2,12,417*	*2,66,816*	*2,89,485*	*2,89,742*	*2,56,920*
„ *Bombay*	*3,211*	*3,452*	*9,482*	*11,607*	*10,966*	*63,460*	*1,95,338*	*1,69,270*	*2,67,953*	*2,33,463*
„ *Sind*	*6,918*	*8,301*	*10,760*	*6,770*	*8,472*	*1,74,532*	*1,80,396*	*2,25,380*	*1,94,277*	*1,85,364*
„ *Madras*	*5,917*	*7,531*	*8,842*	*6,413*	*7,160*	*1,62,823*	*1,35,038*	*2,02,117*	*1,70,165*	*1,63,165*
„ *Burma*	*5,831*	*5,363*	*8,517*	*8,738*	*8,985*	*1,99,347*	*1,68,411*	*2,04,553*	*2,10,888*	*1,83,481*
TOTAL	26,532	37,742	46,546	43,287	44,857	7,82,664	9,96,494	10,90,804	11,23,025	10,16,803
Tinned or canned fish (I. E)—	Cwts.	Cwts.	Cwts.	Cwts.	Cwts.					
United Kingdom (*including* Channel Islands)	4,037	4,906	3,827	4,499	4,132	2,47,164	2,90,959	2,54,926	2,80,380	2,88,897
Straits Settlements	330	423	76	77	138	11,350	12,356	3,137	2,812	4,000
Hongkong	471	359	330	164	281	17,167	14,291	10,744	5,675	8,794
Canada—										
Vid Atlantic Coast	75	540	759	654	727	2,874	15,801	23,902	22,258	25,806
„ Pacific „	1,329	1,443	2,462	3,232	2,353	47,695	41,697	74,265	91,074	64,554
Other British Possessions	32	10	22	56	138	1,284	1,828	1,101	3,300	3,257
TOTAL BRITISH EMPIRE	6,274	7,771	7,476	8,682	7,764	3,27,524	3,76,432	3,68,075	4,05,499	3,95,408
U. S. S. R—										
Northern	195	95	95	58	7	6,080	2,325	4,456	4,717	9,081
Southern	..	116	13	22	..	..	3,143	700	2,619	..
Pacific Ports (in Asia)	..	13	..	65	..	..	499	..	3,116	..
Norway	1,044	1 288	1,067	1,290	1,041	52,115	67,011	54,478	67,444	47,917
Germany	88	68	37	34	201	6,158	6,188	5,797	8,078	10,490
France	220	99	95	183	72	13,152	14,717	13,429	14,783	12,550
Portugal (*including* Azores and Madeira)	1,237	364	988	1,044	760	43,219	16,711	34,342	33,218	27,782
Italy (*including* Fiume)	40	89	74	54	27	3,223	7,169	7,221	3,625	2,159
Japan	1,150	12,151	32,918	49,472	70,994	19,662	2,12,325	4,70,312	7,44,613	10,21,394
China (*exclusive* of Hongkong and Macão)	174	492	984	181	175	11,200	20,060	14,474	12,967	10,132
United States of America—										
Vid Atlantic Coast	85	266	190	209	405	4,793	9,778	7,444	9,194	20,170
„ Pacific „	13,260	3,565	2,674	2,779	2,011	3,84,006	1,06,580	91,759	1,08,790	77,185
Other Foreign Countries	97	221	219	14	48	3,831	8,183	8,141	3,148	5,610
TOTAL FOREIGN COUNTRIES	17,590	18,822	39,304	55,405	75,741	5,47,489	4,74,684	7,12,548	10,11,802	12,44,420

No. 10—*continued*

ARTICLES, AND COUNTRIES OF CONSIGNMENT; ALSO SHARE OF EACH PROVINCE	QUANTITY					VALUE				
	1932-33	1933-34	1934-35	1935-36	1936-37	1932-33	1933-34	1934-35	1935-36	1936-37
Provisions and Oilman's stores (*including* fish and fruits and vegetables, canned or bottled)—*continued*						R	R	R	R	R
***Canned and bottled provisions (not specified elsewhere)*—continued**										
Tinned or canned fish (I. E)—*continued*	Cwts.	Cwts.	Cwts.	Cwts.	Cwts.					
Share of Bengal	*3,133*	*3,847*	*3,589*	*4,417*	*3,545*	*1,65,041*	*1,73,959*	*1,76,446*	*2,03,098*	*1,86,064*
„ *Bombay*	*555*	*2,105*	*2,015*	*3,083*	*2,021*	*24,778*	*96,032*	*87,034*	*1,38,547*	*1,27,280*
„ *Sind*	*2,780*	*2,757*	*3,052*	*3,447*	*3,382*	*1,38,255*	*1,34,000*	*1,47,563*	*1,53,321*	*1,48,944*
„ *Madras*	*1,183*	*1,704*	*2,040*	*1,722*	*1,570*	*61,907*	*78,960*	*86,312*	*74,669*	*69,971*
„ *Burma*	*16,223*	*16,180*	*36,084*	*51,418*	*72,387*	*4,84,892*	*3,68,165*	*5,83,268*	*8,46,666*	*11,07,569*
TOTAL	28,873	26,593	46,780	64,087	83,505	8,74,968	8,51,116	10,80,623	14,16,801	16,89,828
Vegetable products (vegetable ghi, vegetable fat, etc.)(I.E)—	Cwts.	Cwts.	Cwts.	Cwts.	Cwts.					
United Kingdom (*including* Channel Islands)	450	211	181	364	517	18,612	8,297	6,932	15,521	22,466
Other British Possessions	34	..	2	8	25	1,165	..	99	260	1,372
TOTAL BRITISH EMPIRE	484	211	183	372	542	19,777	8,297	7,031	15,781	23,838
Denmark	5,662	36	746	545	501	1,79,209	800	15,890	13,629	15,086
Germany	2,430	444	235	39	..	1,24,335	19,754	9,679	1,524	..
Netherlands	25,515	1,749	2,204	2,629	1,779	9,77,359	66,608	81,950	94,594	68,850
Belgium	1,214	..	11	111	..	35,502	..	501	3,917	..
Philippines	..	57	59	3	313	..	3,211	786	98	8,400
Japan	333	122	1,318	1,438	71	8,498	2,810	19,216	34,885	1,283
Other Foreign Countries	21	30	16	7	17	1,151	1,693	865	450	1,116
TOTAL FOREIGN COUNTRIES	35,175	2,438	4,589	4,772	2,081	13,25,948	94,871	1,28,898	1,49,097	94,785
Share of Bengal	*2,676*	*347*	*975*	*1,135*	*736*	*96,858*	*37,266*	*37,923*	*40,269*	*32,143*
„ *Bombay*	*18,703*	*1,310*	*2,063*	*1,023*	*782*	*7,39,685*	*48,337*	*47,507*	*31,167*	*21,788*
„ *Sind*	*3,353*	*77*	*206*	*362*	*430*	*1,12,773*	*3,231*	*10,934*	*16,729*	*19,157*
„ *Madras*	*6,399*	*99*	*539*	*643*	*668*	*2,13,163*	*3,494*	*14,331*	*21,101*	*19,339*
„ *Burma*	*5,039*	*316*	*989*	*1,931*	*717*	*1,90,246*	*10,340*	*25,229*	*55,522*	*26,376*
TOTAL	36,659	2,649	4,772	5,144	3,223	13,45,725	1,03,168	1,35,924	1,64,878	1,18,573
Others (I. E)—	Cwts.	Cwts.	Cwts.	Cwts.	Cwts.					
United Kingdom (*including* Channel Islands)	65,597	41,405	42,951	45,125	44,325	33,25,094	22,14,687	22,89,888	23,95,313	24,23,037
Palestine	1,068	1,113	1,414	1,119	1,266	47,123	41,745	53,535	44,067	45,001
Ceylon (*excluding* Maldives)	80	87	80	194	49	6,225	1,732	4,088	4,660	904
Straits Settlements	1,355	494	442	444	525	22,803	11,651	11,645	12,841	12,939
Hongkong	2,283	2,002	2,082	1,363	2,440	39,515	46,053	43,761	30,284	53,510
Union of South Africa	290	357	493	338	490	16,815	18,574	25,211	12,474	10,936
Kenya Colony	123	119	32	2	21	7,428	8,761	2,169	116	609
Canada— *Vid* Atlantic Coast	402	530	280	574	489	14,675	11,644	10,617	22,495	14,849
„ Pacific „	762	198	216	98	15	23,035	6,017	6,784	3,352	800
Commonwealth of Australia	7,811	4,088	4,790	4,854	3,985	2,35,691	1,40,436	1,40,574	1,51,908	1,29,912
New Zealand	36	181	75	60	43	1,801	8,426	4,350	2,962	4,125
Other British Possessions	100	50	30	18	115	4,455	2,814	2,648	1,136	4,500
TOTAL BRITISH EMPIRE	79,418	50,969	52,894	54,198	53,718	37,44,160	25,12,610	25,49,615	26,81,608	27,00,252

No. 10—*continued*

ARTICLES, AND COUNTRIES OF CONSIGNMENT; ALSO SHARE OF EACH PROVINCE	QUANTITY					VALUE				
	1932-33	1933-34	1934-35	1935-36	1936-37	1932-33	1933-34	1934-35	1935-36	1936-37
						R	R	R	R	R
Provisions and Oilman's stores (*including* fish and fruits and vegetables, canned or bottled)—*continued*										
Canned and bottled provisions (not specified elsewhere)—concluded	Cwts.	Cwts.	Cwts.	Cwts.	Cwts.					
Others (I. E)—*continued*										
Norway	188	120	49	31	11	11,777	6,057	2,724	1,786	579
Denmark	395	335	347	442	540	22,611	18,919	20,945	23,557	26,139
Germany	1,062	276	294	808	229	42,540	31,539	34,802	34,480	19,701
Netherlands	4,778	2,445	4,419	3,037	3,423	1,61,735	71,701	94,331	85,032	93,357
Belgium	9,484	9,947	5,793	7,938	4,964	1,70,173	1,56,062	88,678	1,13,294	70,076
France	6,536	5,111	7,830	2,152	2,797	1,99,734	1,96,918	1,77,019	1,28,495	1,20,851
Switzerland	222	198	241	190	200	23,042	11,493	11,979	13,130	12,532
Italy (*including* Fiume)	2,714	2,093	2,419	1,966	1,150	1,29,708	1,09,618	1,25,130	1,07,682	51,156
Austria	240	144	126	45	21	12,665	6,842	3,521	1,201	1,004
Hungary	38	22	68	14	57	1,058	1,327	2,997	2,475	7,271
Iraq	81	77	192	384	45	1,823	1,446	7,172	13,008	688
Philippines	33	118	238	188	1,437	1,158	2,870	4,414	5,526	35,498
Japan	713	458	692	562	792	22,831	19,500	27,410	21,841	28,131
China (*exclusive* of Hongkong and Macão)	1,190	998	1,213	1,803	1,891	30,007	24,091	31,253	40,755	31,302
United States of America—										
Vid Atlantic Coast	4,988	3,028	3,725	4,526	4,610	2,78,285	1,47,603	1,65,169	1,97,321	2,15,547
„ Pacific „	6,171	4,904	5,579	6,414	4,136	3,05,857	2,08,805	2,29,408	2,76,588	1,98,966
Argentine Republic (*including* the Atlantic Coast of Patagonia)	118	436	427	837	1,161	6,009	17,042	9,798	18,132	27,660
Other Foreign Countries	334	298	365	468	235	18,334	16,084	19,983	18,801	15,050
TOTAL FOREIGN COUNTRIES	39,286	31,008	34,017	32,744	27,699	14,38,847	10,47,817	10,56,633	11,03,599	9,55,507
Share of Bengal	*37,113*	*23,895*	*28,044*	*26,892*	*27,365*	*12,91,935*	*10,58,880*	*11,15,497*	*11,39,420*	*12,09,170*
„ *Bombay*	*45,128*	*23,028*	*23,900*	*20,431*	*16,957*	*23,14,091*	*10,75,838*	*10,97,368*	*10,47,411*	*9,16,041*
„ *Sind*	*12,037*	*13,250*	*13,437*	*14,932*	*15,568*	*6,11,819*	*6,17,908*	*6,37,801*	*7,06,740*	*7,32,273*
„ *Madras*	*16,324*	*15,089*	*15,453*	*18,742*	*14,211*	*5,34,205*	*4,63,814*	*4,76,953*	*5,54,104*	*4,51,485*
„ *Burma*	*3,097*	*6,265*	*6,077*	*5,895*	*7,311*	*4,30,957*	*3,44,493*	*3,78,686*	*3,87,532*	*3,46,790*
TOTAL	118,699	81,977	86,911	86,942	81,412	51,83,007	35,60,427	36,06,246	37,85,207	36,55,759
Cheese (including canned) (*I. E*)—	Cwts.	Cwts.	Cwts.	Cwts.	Cwts.					
United Kingdom (*including* Channel Islands)	1,950	2,397	2,429	2,533	2,601	1,93,659	2,13,046	2,07,820	2,14,681	2,25,135
Union of South Africa	21	69	38	51	37	2,433	5,658	3,121	3,776	2,874
Kenya Colony	90	82	92	117	91	5,499	4,925	5,543	6,863	5,664
Commonwealth of Australia	311	583	673	742	1,054	25,549	51,190	52,842	60,001	82,731
Other British Possessions	9	21	51	12	31	526	1,789	3,384	1,252	1,971
TOTAL BRITISH EMPIRE	2,391	3,152	3,283	3,460	3,814	2,27,666	2,76,608	2,72,710	2,86,523	3,17,875
Norway	59	120	56	37	7	6,277	13,662	6,501	3,867	1,141
Denmark	30	62	105	123	163	2,078	3,340	6,270	7,240	12,092
Germany	127	65	56	70	24	9,270	5,585	4,815	4,161	1,822
Netherlands	5,170	5,291	6,084	5,610	6,618	4,06,988	3,87,797	4,17,272	3,87,207	3,59,912
Belgium	16	21	22	54	15	1,470	1,465	1,469	7,378	788
France	11	64	52	49	47	1,619	5,552	6,909	5,871	5,859
Switzerland	796	799	963	836	660	79,967	83,854	96,724	85,490	79,030
Italy (*including* Fiume)	227	280	320	266	192	24,401	29,018	28,832	24,289	16,202
Other Foreign Countries	31	17	33	41	29	1,465	887	1,890	2,967	2,334
TOTAL FOREIGN COUNTRIES	6,467	6,719	7,641	7,086	7,755	5,33,485	5,30,660	5,70,682	4,77,915	4,79,280

No. 10—*continued*

ARTICLES, AND COUNTRIES OF CONSIGNMENT; ALSO SHARE OF EACH PROVINCE	QUANTITY					VALUE				
	1932-33	1933-34	1934-35	1935-36	1936-37	1932-33	1933-34	1934-35	1935-36	1936-37
						R	R	R	R	R
Provisions and Oilman's stores (*including* fish and fruits and vegetables, canned or bottled)—*continued*										
Cheese (including *canned*) (*I. E.*)—continued	Cwts.	Cwts.	Cwts.	Cwts.	Cwts.					
Share of Bengal	*3,113*	*2,900*	*3,212*	*3,020*	*2,886*	*2,61,975*	*2,35,481*	*2,40,589*	*2,34,457*	*2,26,930*
„ *Bombay*	*1,676*	*2,096*	*3,300*	*3,328*	*3,764*	*1,37,686*	*2,39,175*	*2,50,844*	*2,33,213*	*2,47,870*
„ *Sind*	*2,238*	*2,038*	*2,232*	*2,150*	*2,670*	*1,91,989*	*1,66,367*	*1,72,993*	*1,54,592*	*1,74,141*
„ *Madras*	*1,158*	*1,191*	*1,326*	*1,293*	*1,449*	*1,07,126*	*98,794*	*1,06,014*	*87,593*	*93,757*
„ *Burma*	*683*	*746*	*864*	*725*	*800*	*62,375*	*64,451*	*65,952*	*54,578*	*55,457*
TOTAL	8,858	9,871	10,924	10,546	11,569	7,61,151	8,07,268	8,43,592	7,64,433	7,97,155
Cocoa and chocolate (*I. E*)—	Cwts.	Cwts.	Cwts.	Cwts.	Cwts.					
United Kingdom (*including* Channel Islands)	2,662	2,993	3,590	3,393	4,286	2,08,589	2,16,235	2,69,808	2,33,156	3,08,207
Other British Possessions	27	3	8	54	3	1,026	229	412	3,051	189
TOTAL BRITISH EMPIRE	2,689	2,996	3,598	3,447	4,289	2,04,565	2,16,464	2,69,720	2,36,207	3,08,396
Netherlands	332	338	528	385	344	47,919	47,460	59,218	41,589	38,259
Belgium	82	73	149	479	337	3,874	5,001	7,669	18,017	18,094
France	96	120	52	18	15	5,002	8,558	4,116	426	1,114
Switzerland	95	186	185	59	49	3,587	5,148	8,756	2,318	2,612
United States of America—										
Via Atlantic Coast	11	20	52	59	16	1,206	1,435	5,118	2,831	1,741
„ Pacific „	..	..	..	122	4	..	..	..	3,811	216
Other Foreign Countries	1	24	30	24	22	73	990	1,826	1,331	1,088
TOTAL FOREIGN COUNTRIES	619	761	996	1,146	787	61,661	69,492	86,698	70,323	63,124
Share of Bengal	*1,133*	*1,231*	*1,303*	*1,292*	*1,655*	*75,461*	*77,916*	*88,011*	*82,645*	*1,09,427*
„ *Bombay*	*545*	*822*	*999*	*1,317*	*1,011*	*39,273*	*63,169*	*74,966*	*79,003*	*79,497*
„ *Sind*	*405*	*432*	*523*	*546*	*575*	*34,153*	*31,685*	*37,996*	*35,387*	*35,796*
„ *Madras*	*701*	*776*	*1,206*	*780*	*837*	*73,076*	*74,672*	*1,12,620*	*64,145*	*73,116*
„ *Burma*	*524*	*496*	*563*	*658*	*998*	*44,253*	*38,514*	*42,825*	*44,850*	*73,684*
TOTAL	3,308	3,757	4,594	4,593	5,076	2,66,226	2,85,956	3,56,418	3,06,530	3,71,520
Confectionery (*I. E*)—	Cwts.	Cwts.	Cwts.	Cwts.	Cwts.					
United Kingdom (*including* Channel Islands)	15,468	17,587	18,934	23,297	25,516	12,79,093	14,70,774	15,03,784	17,89,095	18,66,122
Straits Settlements	54	236	1,369	1,615	1,982	2,046	7,679	30,365	33,376	40,396
Hongkong	5	169	1,565	2,487	2,149	221	3,867	32,014	51,704	45,150
Other British Possessions	53	23	9	96	152	3,149	2,059	1,357	6,424	7,960
TOTAL BRITISH EMPIRE	15,580	18,015	21,877	27,495	29,799	12,85,109	14,84,379	15,67,470	18,80,599	19,59,628
Germany	106	27	123	62	98	8,770	2,724	10,170	6,137	5,192
Netherlands	919	380	178	101	273	55,568	25,263	13,762	6,656	13,888
Belgium	1,020	1,412	814	1,245	1,760	66,804	99,649	44,223	57,684	1,03,451
France	381	83	36	63	37	25,678	7,741	4,232	4,781	3,533
Switzerland	436	587	89	73	55	29,867	38,212	7,741	8,101	6,099
Italy (*including* Fiume)	119	165	113	112	80	14,027	19,494	11,041	13,586	8,908
Japan	1,034	2,009	3,821	4,395	4,930	42,245	64,698	1,24,814	1,37,488	1,84,719
Other Foreign Countries	24	109	149	144	151	2,421	7,281	9,371	8,788	9,530
TOTAL FOREIGN COUNTRIES	4,048	4,772	5,323	6,195	7,384	2,45,370	2,65,057	2,25,354	2,73,071	3,30,230
Share of Bengal	*5,340*	*6,373*	*6,994*	*6,759*	*7,049*	*3,97,703*	*4,64,625*	*4,41,342*	*5,12,075*	*5,39,608*
„ *Bombay*	*5,953*	*7,659*	*8,458*	*11,766*	*13,336*	*4,52,933*	*5,81,197*	*5,86,333*	*7,40,954*	*7,83,936*
„ *Sind*	*3,820*	*4,069*	*4,465*	*5,660*	*6,826*	*3,07,581*	*3,48,973*	*3,66,779*	*4,14,326*	*4,41,295*
„ *Madras*	*2,147*	*2,163*	*2,107*	*2,756*	*3,256*	*1,88,118*	*1,79,947*	*1,60,853*	*2,16,782*	*2,36,276*
„ *Burma*	*2,169*	*2,533*	*5,178*	*6,749*	*7,159*	*1,84,094*	*1,74,694*	*2,37,536*	*2,70,533*	*2,88,748*
TOTAL	19,628	22,787	27,200	33,690	37,133	15,80,479	17,49,436	17,92,824	21,53,670	22,89,858

No. 10—*continued*

ARTICLES, AND COUNTRIES OF CONSIGNMENT; ALSO SHARE OF EACH PROVINCE	QUANTITY					VALUE				
	1932-33	1933-34	1934-35	1935-36	1936-37	1932-33	1933-34	1934-35	1935-36	1936-37
Provisions and Oilman's stores (*including* fish and fruits and vegetables, canned or bottled)—concluded						R	R	R	R	R
Farinaceous and patent foods—										
Farinaceous foods in bulk (I. E.)—	Cwts.	Cwts.	Cwts.	Cwts.	Cwts.					
United Kingdom (*including* Channel Islands)	2,454	3,918	266	121	22	76,432	26,797	2,822	1,458	631
Straits Settlements	197,723	217,018	254,572	264,392	283,979	15,39,512	15,21,978	18,81,646	19,18,779	20,05,879
Federated Malay States	6	62	619	725	146	58	475	5,395	5,738	1,020
Hongkong	24,592	22,495	20,872	29,516	34,372	4,89,349	5,56,922	6,37,248	5,61,817	6,26,905
Other British Possessions	446	50	9	31	77	2,531	1,706	73	618	523
TOTAL BRITISH EMPIRE	232,221	243,583	286,338	294,785	318,596	21,07,882	21,07,878	25,27,184	24,88,410	26,94,858
Germany	3,040	4,098	3,732	7,961	1,700	21,225	21,363	18,300	46,279	12,018
Netherlands	871	560	50	930	2,226	7,088	3,942	263	5,352	17,102
Belgium	548	155	..	1,235	..	4,172	982	..	7,238	..
Java	65,922	34,433	42,939	21,898	24,863	4,19,758	2,28,921	2,81,943	1,34,293	1,50,623
China (*exclusive* of Hongkong and Macao)	2,952	2,819	2,686	1,699	1,881	50,674	46,316	43,311	26,998	29,328
Other Foreign Countries	124	124	..	81	84	1,020	783	..	3,213	1,685
TOTAL FOREIGN COUNTRIES	73,458	42,189	49,408	33,804	30,754	5,03,932	3,02,307	3,48,817	2,23,368	2,10,756
Share of Bengal	*149,813*	*140,889*	*146,940*	*142 800*	*155.849*	*10,46,543*	*9,10,316*	*9,43,665*	*9,33,597*	*10,72,779*
" *Bombay*	*71,097*	*59,252*	*82,813*	*82,649*	*84.703*	*6,06,652*	*4,57,927*	*6,93,542*	*6,37,640*	*6,35,210*
" *Sind*	*1,316*	*1,275*	*902*	*1,377*	*1,593*	*10,527*	*9,259*	*7,789*	*11,788*	*13,481*
" *Madras*	*34,372*	*33,591*	*39,378*	*41,738*	*41,301*	*2,54,256*	*2,42,716*	*3,10,586*	*3,20,926*	*3,17,717*
" *Burma*	*49,082*	*50,715*	*65,713*	*60,025*	*65,904*	*6,93,236*	*7,89,974*	*9,15,419*	*8,07,827*	*8,66,427*
TOTAL	305,679	285,722	335,746	328,589	349,350	26,11,814	24,10,185	28,71,001	27,11,778	29,05,614
Milk foods for infants and invalids (wholly or mainly milk) (I. E.)—	Cwts.	Cwts.	Cwts.	Cwts.	Cwts.					
United Kingdom (*including* Channel Islands)	8,447	8,927	7,178	8,893	8,779	16,02,106	14,32,521	11,62,116	14,00,228	12,44,916
Ceylon (*excluding* Maldives)	40	2	..	..	..	5,896	348	84	181	57
Commonwealth of Australia	1,232	1,154	1,454	1,269	1,529	2,06,902	1,09,266	1,68,623	2,23,489	2,72,047
New Zealand	16	1,457	367	..	..	1,022	58,439	15,284	..	..
Other British Possessions	..	1	..	..	..	19	58	..	109	..
TOTAL BRITISH EMPIRE	9,735	11,541	8,999	10,162	8,308	18,15,945	16,00,632	13,46,057	16,24,002	15,17,020
Denmark	1	..	8	109	..	241	..	147	7,508	..
United States of America—										
Atlantic Coast	478	284	126	97	289	63,277	28,595	17,712	17,195	25,801
" Pacific "	..	18	8	..	..	..	1,570	384	..	..
Other Foreign Countries	108	189	43	27	69	9,635	10,700	3,411	2,242	1,940
TOTAL FOREIGN COUNTRIES	582	486	175	233	358	73,153	40,865	21,654	26,945	27,241
Share of Bengal	*3,585*	*4,182*	*4,079*	*5,357*	*3,017*	*5,53,127*	*5,96,784*	*5,48,194*	*7,31,379*	*5,13,356*
" *Bombay*	*1,353*	*3,531*	*2,064*	*896*	*1,116*	*2,19,630*	*3,14,406*	*2,66,195*	*1,99,707*	*2,43,344*
" *Sind*	*703*	*487*	*389*	*442*	*412*	*1,36,542*	*1,08,165*	*90,895*	*94,803*	*91,405*
" *Madras*	*2,635*	*2,529*	*1,573*	*1,992*	*2,319*	*5,58,840*	*4,25,557*	*2,87,062*	*3,34,375*	*3,80,607*
" *Burma*	*2,041*	*1,293*	*1,069*	*1,708*	*1,742*	*4,25,959*	*2,66,291*	*1,76,365*	*2,90,183*	*3,15,550*
TOTAL	10,317	12,027	9,174	10,395	8,666	18,89,098	16,41,497	13,67,712	16,50,947	15,44,261

No. 10—*continued*

ARTICLES, AND COUNTRIES OF CONSIGNMENT; ALSO SHARE OF EACH PROVINCE	QUANTITY					VALUE				
	1932-33	1933-34	1934-35	1935-36	1936-37	1932-33	1933-34	1934-35	1935-36	1936-37
Provisions and Oilman's stores (*including* fish and fruits and vegetables, canned or bottled)—*continued*										
Farinaceous and patent foods—continued						R	R	R	R	R
Other sorts (I. E)—	Cwts.	Cwts.	Cwts.	Cwts.	Cwts.					
United Kingdom (*including* Channel Islands)	18,030	25,986	26,114	28,713	30,124	13,28,897	20,40,680	22,15,241	23,83,501	25,97,262
Canada—										
Vid Atlantic Coast	2,267	5,751	7,970	7,123	6,647	93,518	2,16,187	2,81,423	2,53,649	2,39,380
„ Pacific „	18	..	..	14	210	682	25	..	312	4,260
Commonwealth of Australia	..	148	162	208	438	..	4,748	8,705	6,870	20,172
Other British Possessions	178	38	81	306	71	5,569	1,207	3,350	3,698	1,029
TOTAL BRITISH EMPIRE	20,494	31,918	34,327	36,364	37,490	14,28,666	22,62,887	25,06,710	26,48,030	28,62,103
Denmark	13	62	179	295	228	498	1,969	5,528	8,293	7,024
Germany	108	172	87	20	302	931	1,370	4,349	2,056	5,158
Netherlands	3	52	92	268	559	50	374	1,312	2,133	5,424
Italy (*including* Fiume)	251	805	1,230	929	418	7,096	19,919	29,935	26,582	14,661
United States of America—										
Vid Atlantic Coast	5,870	7,014	6,648	7,276	7,193	3,15,172	3,34,118	2,89,494	3,32,382	3,42,647
„ Pacific „	17	57	39	44	217	936	2,467	1,971	2,662	10,320
Other Foreign Countries	191	157	203	242	598	3,940	7,586	6,070	8,363	13,768
TOTAL FOREIGN COUNTRIES	6,453	8,319	8,478	9,074	9,515	3,28,623	3,67,753	3,38,659	3,82,421	3,99,002
Share of Bengal	*9,042*	*15,149*	*17,161*	*17,632*	*16,569*	*4,68,303*	*8,42,904*	*9,87,776*	*10,42,933*	*10,40,117*
„ *Bombay*	*2,611*	*6,746*	*7,511*	*7,793*	*9,443*	*1,95,980*	*5,04,769*	*4,92,320*	*5,09,557*	*6,31,385*
„ *Sind*	*6,855*	*7,696*	*7,750*	*7,686*	*8,640*	*3,44,712*	*3,67,636*	*3,82,747*	*3,94,624*	*4,33,985*
„ *Madras*	*6,326*	*7,948*	*7,717*	*9,501*	*9,151*	*5,78,017*	*7,10,491*	*7,67,283*	*8,67,431*	*8,89,891*
„ *Burma*	*2,113*	*2,698*	*2,666*	*2,836*	*3,202*	*1,69,772*	*2,04,550*	*2,17,262*	*2,15,906*	*2,65,727*
TOTAL	26,947	40,237	42,805	45,438	47,005	17,57,289	20,30,640	22,47,378	30,30,451	32,01,105
Total of Farinaceous and patent foods—	Cwts.	Cwts.	Cwts.	Cwts.	Cwts.					
United Kingdom (*including* Channel Islands)	35,937	38,826	33,558	37,727	36,925	30,07,435	34,99,998	38,80,179	37,35,182	38,42,709
Ceylon (*excluding* Maldives)	500	10	15	40	97	9,442	501	234	716	787
Straits Settlements	197,782	217,023	254,625	264,674	284,026	15,39,772	15,22,405	18,82,874	19,22,182	20,66,490
Federated Malay States	6	62	619	725	146	58	475	5,395	5,738	1,020
Hongkong	24,594	22,506	30,875	29,520	34,875	4,89,378	5,57,288	6,37,806	5,01,869	6,27,035
Canada—										
Vid Atlantic Coast	2,267	5,801	7,970	7,133	6,647	93,518	2,17,841	2,81,423	2,54,099	2,39,380
„ Pacific „	18	..	..	14	210	682	25	..	312	4,260
Commonwealth of Australia	1,353	1,302	1,616	1,477	1,987	2,10,412	1,14,014	1,77,328	2,30,359	2,92,219
New Zealand	20	1,461	386	..	..	..	58,791	17,208	..	18
Other British Possessions	23	1	..	1	1	1,801	109	18	15	63
TOTAL BRITISH EMPIRE	262,450	286,992	329,664	341,311	364,394	58,52,498	59,71,397	68,81,960	67,60,442	70,73,981
Denmark	14	62	182	404	249	739	1,969	5,675	15,801	7,668
Germany	3,154	4,273	3,821	7,981	2,002	22,628	23,238	22,706	48,401	17,176
Netherlands	921	740	165	1,200	2,835	10,003	8,077	2,558	7,664	23,117
Belgium	679	207	40	1,260	202	6,304	2,669	368	7,686	1,039
Switzerland	41	28	28	22	45	5,094	3,997	3,894	2,569	3,647
Italy (*including* Fiume)	251	805	1,230	945	418	7,096	19,919	29,935	26,703	14,661
Java	65,923	34,439	42,939	21,898	24,875	4,19,770	2,28,960	2,81,948	1,34,335	1,51,087
China (*exclusive* of Hongkong and Macão)	2,992	2,831	2,740	1,790	2,019	51,251	46,592	44,258	28,614	31,637
United States of America—										
Vid Atlantic Coast	6,467	7,422	6,774	7,441	7,491	3,79,465	3,63,475	3,07,206	3,52,712	3,68,565
„ Pacific „	17	70	42	44	217	936	4,037	2,855	2,662	10,320
Other Foreign Countries	44	117	100	126	274	2,427	7,992	3,892	5,587	7,482
TOTAL FOREIGN COUNTRIES	80,493	50,994	58,061	43,111	40,627	9,05,708	7,10,925	7,04,180	6,32,784	6,36,999
Share of Bengal	*162,439*	*160,220*	*168,180*	*165,779*	*175,435*	*30,68,478*	*22,80,004*	*24,79,635*	*27,08,409*	*26,26,251*
„ *Bombay*	*75,061*	*69,529*	*92,388*	*91,338*	*95,262*	*10,82,262*	*12,77,102*	*14,52,057*	*13,46,904*	*15,09,939*
„ *Sind*	*8,874*	*9,458*	*9,041*	*9,505*	*10,645*	*4,91,781*	*4,55,043*	*4,81,431*	*5,01,216*	*5,38,371*
„ *Madras*	*43,333*	*44,068*	*48,068*	*53,231*	*52,331*	*13,86,718*	*13,79,058*	*13,64,931*	*15,22,732*	*15,88,215*
„ *Burma*	*53,236*	*56,711*	*69,448*	*64,569*	*70,848*	*12,88,967*	*12,61,115*	*13,08,036*	*13,13,916*	*14,47,704*
TOTAL	342,943	337,986	387,725	384,422	405,021	62,58,201	66,82,322	70,86,090	73,93,176	77,10,080

No. 10—*continued*

ARTICLES, AND COUNTRIES OF CONSIGNMENT; ALSO SHARE OF EACH PROVINCE	QUANTITY					VALUE				
	1932-33	1933-34	1934-35	1935-36	1936-37	1932-33	1933-34	1934-35	1935-36	1936-37
						Rs	Rs	Rs	Rs	Rs
Provisions and Oilman's stores (*including* fish and fruits and vegetables, canned or bottled)—*continued*	Cwts.	Cwts.	Cwts.	Cwts.	Cwts.					
Ghi (I. E)—										
TOTAL BRITISH EMPIRE	98	43	75	119	50	6,320	2,750	3,660	5,882	2,119
Maskat Territory and Trucial Oman	243	109	4	91	69	11,298	5,164	1,355	3,488	2,804
Iran	38	80	168	93	..	2,273	3,952	7,200	3,716	..
Other Foreign Countries	77	44	92	68	98	5,168	2,755	2,696	3,394	4,078
TOTAL FOREIGN COUNTRIES	358	233	264	252	167	18,739	11,871	11,251	10,598	6,882
Share of Bengal	*24*	*4*	*9*	*40*	*20*	*1,696*	*496*	*428*	*1,913*	*722*
,, *Bombay*	*116*	*128*	*70*	*97*	*111*	*7,785*	*7,766*	*3,900*	*4,914*	*4,771*
,, *Sind*	*307*	*125*	*218*	*195*	*76*	*15,036*	*5,783*	*3,583*	*7,615*	*3,065*
,, *Madras*	*4*	..	*13*	*26*	..	*220*	..	*646*	*1,438*	*12*
,, *Burma*	*5*	*9*	*29*	*13*	*10*	*496*	*886*	*1,454*	*555*	*431*
TOTAL	456	276	339	371	217	25,059	14,621	14,911	16,430	9,001
Isinglass (I. E)—	Cwts.	Cwts.	Cwts.	Cwts.	Cwts.					
United Kingdom (*including* Channel Islands)	17	24	28	23	32	6,129	6,335	7,188	6,194	7,157
Straits Settlements	73	66	102	55	44	11,802	8,056	12,491	7,913	6,165
Other British Possessions	..	12	2	1	3	3	1,439	277	152	472
TOTAL BRITISH EMPIRE	90	112	132	79	79	17,934	15,830	19,956	14,259	13,794
Japan	902	284	746	511	722	1,34,630	32,274	30,906	68,376	97,642
Other Foreign Countries	10	3	2	1	..	1,554	379	402	287	28
TOTAL FOREIGN COUNTRIES	912	287	748	512	722	1,36,184	32,653	31,308	68,663	97,665
Share of Bengal	*43*	*30*	*28*	*17*	*24*	*6,742*	*3,668*	*5,935*	*2,357*	*3,631*
,, *Bombay*	*666*	*156*	*383*	*309*	*393*	*92,622*	*19,028*	*46,478*	*47,018*	*54,541*
,, *Sind*	*28*	*6*	*14*	*10*	*38*	*4,439*	*1,279*	*1,546*	*2,031*	*5,101*
,, *Madras*	*3*	*7*	*6*	*14*	*32*	*1,665*	*1,262*	*1,638*	*2,026*	*4,574*
,, *Burma*	*257*	*300*	*439*	*241*	*309*	*43,649*	*24,508*	*46,319*	*29,437*	*43,319*
TOTAL	1,002	399	880	591	801	1,54,118	48,488	1,01,264	82,922	1,11,459
Jams and jellies (I. E)—	Cwts.	Cwts.	Cwts.	Cwts.	Cwts.					
United Kingdom (*including* Channel Islands)	8,950	12,064	11,966	14,160	14,811	3,40,822	4,69,082	4,65,310	5,16,792	5,38,787
Canada—										
Vid Atlantic Coast	89	5	..	3	89	1,304	205	..	164	5,515
,, Pacific ,,	..	..	..	..	..	..	40	..	..	..
Commonwealth of Australia	2,503	4,354	5,150	5,580	4,908	89,918	1,48,133	1,70,194	1,78,320	1,64,927
Other British Possessions	33	43	180	89	5	1,484	2,891	3,402	3,640	1,120
TOTAL BRITISH EMPIRE	11,525	16,466	17,296	19,832	19,813	4,33,528	6,19,851	6,38,906	6,98,916	7,10,349
Japan	11	29	122	96	515	286	615	2,634	2,809	11,258
Other Foreign Countries	128	79	84	91	193	6,883	4,290	4,614	5,874	10,280
TOTAL FOREIGN COUNTRIES	139	108	206	187	708	7,169	4,905	7,248	8,683	21,538

No. 10—*continued*

ARTICLES, AND COUNTRIS OF CONSIGNMENT; ALSO SHARE OF EACH PROVINCE	QUANTITY					VALUE				
	1932-33	1933-34	1934-35	1935-36	1936-37	1932-33	1933-34	1934-35	1935-36	1936-37
Provisions and Oilman's stores (*including* fish and fruits and vegetables, canned or bottled)—*continued*						R	R	R	R	R
Jams and jellies (I. E)—contd.	Cwts.	Cwts.	Cwts.	Cwts.	Cwts.					
Share of Bengal	*3,787*	*4,777*	*5,232*	*5,971*	*6,919*	*1,24,643*	*1,83,502*	*1,98,343*	*2,11,214*	*2,27,116*
,, *Bombay*	*1,584*	*4,503*	*4,779*	*6,009*	*5,851*	*56,761*	*1,57,046*	*1,59,177*	*1,91,720*	*2,02,168*
,, *Sind*	*2,685*	*3,183*	*2,334*	*3,524*	*3,812*	*1,14,481*	*1,25,597*	*1,34,721*	*1,34,487*	*1,32,290*
,, *Madras*	*1,933*	*2,504*	*2,278*	*2,432*	*2,632*	*73,707*	*96,830*	*84,981*	*85,980*	*94,874*
,, *Burma*	*1,705*	*1,603*	*1,829*	*2,090*	*2,007*	*71,130*	*63,791*	*68,933*	*79,193*	*75,439*
TOTAL	11,664	16,574	17,502	20,019	20,521	4,40,697	6,24,756	6,46,154	7,02,599	7,31,887
Lard (I. E)—	Cwts.	Cwts.	Cwts.	Cwts.	Cwts.					
United Kingdom (*including* Channel Islands)	270	520	518	490	504	12,733	27,168	25,305	31,943	28,879
Other British Possessions	270	184	260	203	64	6,268	5,451	5,992	6,894	1,830
TOTAL BRITISH EMPIRE	540	704	778	693	568	19,001	32,619	31,297	38,837	30,709
TOTAL FOREIGN COUNTRIES	10	305	11	2	3	478	6,210	293	110	201
Share of Bengal	*49*	*396*	*178*	*141*	*174*	*2,412*	*13,851*	*9,837*	*9,576*	*10,681*
,, *Bombay*	*42*	*132*	*66*	*83*	*43*	*2,163*	*5,172*	*3,037*	*4,515*	*2,701*
,, *Sind*	*18*	*49*	*62*	*28*	*22*	*1,253*	*3,342*	*3,388*	*2,234*	*1,410*
,, *Madras*	*29*	*23*	*25*	*25*	*27*	*793*	*1,501*	*1,608*	*1,730*	*1,758*
,, *Burma*	*412*	*439*	*453*	*418*	*305*	*12,858*	*15,963*	*13,720*	*20,392*	*14,360*
TOTAL	550	1,009	784	695	571	19,479	38,829	31,590	38,947	30,910
Milk, condensed and preserved, including milk cream (I. E)—	Cwts.	Cwts.	Cwts.	Cwts.	Cwts.					
United Kingdom (*including* Channel Islands)	20,820	39,154	55,622	90,212	78,647	6,17,321	14,45,563	22,44,705	28,61,863	25,79,234
Straits Settlements	317	361	625	877	196	7,990	10,480	17,902	25,568	5,215
Hongkong	194	..	194	1	..	5,423	27	3,719	15	4
Tanganyika Territory	..	..	..	..	84	..	..	..	..	5,133
Canada—										
Vid Atlantic Coast	1	1,402	..	70	187	26	38,971	..	1,944	3,057
,, Pacific ,,	1,055	558	1,094	1,906	1,502	31,178	21,082	27,148	45,501	38,646
Commonwealth of Australia	18,563	15,904	2,473	2,226	4,628	8,92,106	6,73,790	1,00,048	85,942	1,74,440
New Zealand	29	34	1,997	3,295	1,798	1,129	1,165	79,549	1,27,034	65,344
Other British Possessions	45	20	235	90	117	2,455	904	7,312	2,907	5,528
TOTAL BRITISH EMPIRE	41,024	57,733	62,244	98,677	87,109	15,57,628	21,91,987	24,80,383	31,50,774	28,76,601
Norway	19,686	444	155	236	251	7,45,381	15,984	5,315	12,889	14,172
Denmark	11,455	11,511	9,790	6,304	5,415	3,65,047	3,33,241	2,80,969	1,93,868	1,55,643
Germany	219	144	114	315	144	8,096	3,906	3,238	8,247	3,572
Netherlands	72,178	83,528	94,118	91,240	1,07,743	16,72,839	17,14,695	17,73,198	17,40,271	21,18,387
Belgium	136	1	..	2	..	6,051	110	37	162	..
France	234	8	1	..	4	10,948	336	119	1	149
Switzerland	9,764	179	22	54	11	2,80,338	6,623	1,172	3,993	561
Italy (*including* Fiume)	16,261	16,484	11,204	7,427	2,644	2,34,033	2,11,906	1,45,061	1,00,700	35,132
Japan	98	632	1,507	2,711	3,031	3,087	15,176	38,999	73,248	80,289
United States of America—										
Vid Atlantic Coast	1,007	1,066	930	972	1,493	63,907	53,852	81,543	1,02,292	1,15,803
,, Pacific ,,	273	49	845	1,073	1,615	11,220	1,064	26,569	30,904	38,057
Other Foreign Countries	47	91	12	203	310	1,530	2,172	378	3,816	5,252
TOTAL FOREIGN COUNTRIES	131,308	114,137	118,698	110,587	123,261	33,62,472	23,59,065	23,56,593	22,70,391	25,67,617

No. 10—*continued*

ARTICLES, AND COUNTRIES OF CONSIGNMENT; ALSO SHARE OF EACH PROVINCE	Quantity					Value				
	1932-33	1933-34	1934-35	1935-36	1936-37	1932-33	1933-34	1934-35	1935-36	1936-37
Provisions and Oilman's stores (*including* fish and fruits and vegetables, canned or bottled)—*continued*						R	R	R	R	R
***Milk, condensed and preserved* including *milk cream* (*I. E*)—continued**	Cwts.	Cwts.	Cwts.	Cwts.	Cwts.					
Share of Bengal	*23,162*	*20,018*	*20,502*	*19,872*	*19,625*	*5,74,337*	*5,00,999*	*5,91,393*	*5,76,064*	*5,38,180*
„ *Bombay*	*4,332*	*3,317*	*7,452*	*8,790*	*9,355*	*1,58,409*	*2,70,439*	*3,96,734*	*3,53,570*	*3,77,419*
„ *Sind*	*2,962*	*4,610*	*2,954*	*3,419*	*2,564*	*95,407*	*1,22,697*	*89,734*	*89,746*	*70,071*
„ *Madras*	*13,761*	*13,320*	*16,716*	*18,241*	*15,006*	*5,31,138*	*5,03,252*	*6,35,690*	*6,87,574*	*6,02,014*
„ *Burma*	*127,615*	*125,895*	*133,288*	*158,892*	*164,420*	*35,50,809*	*31,42,665*	*31,63,975*	*37,14,205*	*38,55,934*
TOTAL	172,332	171,870	180,942	209,214	210,370	49,10,100	45,51,052	48,36,076	54,21,165	54,42,018
***Pickles, chutnies, sauces, and condiments (I. E)*—**	Cwts.	Cwts.	Cwts.	Cwts.	Cwts.					
United Kingdom (*including* Channel Islands)	3,816	5,732	5,304	5,757	5,379	3,63,559	5,10,606	4,98,171	5,07,913	4,70,081
Straits Settlements	560	551	705	934	532	11,489	10,587	16,012	19,275	11,941
Hongkong	599	996	1,326	1,218	2,320	21,706	38,743	49,349	40,141	65,202
Canada—										
Vid Atlantic Coast	17	531	584	935	472	1,002	31,128	32,391	51,011	26,232
„ Pacific „	..	..	6	11	..	..	1	461	591	..
Commonwealth of Australia	..	84	370	46	71	..	4,376	10,163	2,223	3,847
Other British Possessions	188	617	24	311	179	1,788	3,828	281	1,815	1,856
TOTAL BRITISH EMPIRE	5,180	8,511	8,320	9,206	9,012	3,99,494	5,99,269	6,01,828	6,22,974	5,79,159
Japan	96	155	149	213	328	2,570	4,447	4,860	7,738	10,583
China (*exclusive* of Hongkong and Macao)	382	272	803	835	334	16,747	18,419	27,936	22,359	26,749
United States of America—										
Vid Atlantic Coast	15	263	691	814	1,440	2,621	22,826	45,763	54,604	88,490
„ Pacific „	34	27	73	174	220	2,177	1,666	2,735	7,297	8,138
Other Foreign Countries	35	65	78	78	103	3,354	5,100	6,900	7,144	6,763
TOTAL FOREIGN COUNTRIES	562	782	1,294	1,609	2,434	27,469	52,458	88,194	99,142	1,40,723
Share of Bengal	*1,279*	*2,432*	*2,881*	*2,947*	*2,865*	*1,12,098*	*1,58,793*	*2,21,833*	*2,19,296*	*2,09,048*
„ *Bombay*	*756*	*1,489*	*1,093*	*1,706*	*1,846*	*74,464*	*1,32,616*	*1,90,354*	*1,36,348*	*1,35,023*
„ *Sind*	*1,238*	*1,579*	*2,100*	*2,028*	*2,046*	*1,14,254*	*1,40,165*	*1,63,152*	*1,59,969*	*1,54,754*
„ *Madras*	*624*	*1,251*	*633*	*989*	*796*	*36,860*	*59,946*	*56,232*	*61,572*	*54,772*
„ *Burma*	*1,345*	*2,442*	*2,907*	*3,145*	*3,893*	*89,287*	*1,30,207*	*1,49,451*	*1,44,931*	*1,66,279*
TOTAL	5,742	9,293	9,614	10,815	11,446	4,26,063	6,51,727	6,90,022	7,22,116	7,19,882
***Vinegar* (excluding *bottled vinegar*) (*I. E*)—**	Gals.	Gals.	Gals.	Gals.	Gals.					
United Kingdom (*including* Channel Islands)	16,528	16,777	13,363	14,029	16,281	18,248	18,576	16,898	16,145	18,365
Other British Possessions	562	685	1,201	1,062	1,429	704	806	1,519	1,218	1,227
TOTAL BRITISH EMPIRE	17,090	17,462	14,064	15,091	17,710	18,952	19,382	18,417	17,363	19,592
TOTAL FOREIGN COUNTRIES	2,468	2,961	2,383	2,307	2,874	3,427	3,229	2,526	3,025	3,727
Share of Bengal	*4,622*	*4,306*	*3,765*	*2,750*	*3,383*	*5,321*	*4,796*	*3,945*	*3,450*	*4,357*
„ *Bombay*	*4,780*	*5,396*	*4,671*	*4,093*	*5,149*	*5,594*	*6,526*	*6,092*	*5,208*	*5,982*
„ *Sind*	*3,464*	*4,452*	*3,417*	*3,322*	*3,098*	*3,283*	*4,312*	*2,792*	*3,490*	*3,446*
„ *Madras*	*4,328*	*4,101*	*3,997*	*4,004*	*5,170*	*4,682*	*4,297*	*4,766*	*4,289*	*5,672*
„ *Burma*	*2,364*	*2,168*	*2,597*	*3,239*	*3,584*	*2,399*	*2,680*	*3,341*	*3,951*	*3,862*
TOTAL	19,558	20,422	16,447	17,398	20,584	22,379	22,611	20,948	20,388	23,319
***Other sorts of provisions (I. E)*—**	Cwts.	Cwts.	Cwts.	Cwts.	Cwts.					
United Kingdom (*including* Channel Islands)	13,480	10,248	13,795	14,751	12,387	7,01,170	7,02,102	8,76,887	9,09,047	7,20,624
Ceylon (*excluding* Maldives)	2,491	2,726	2,358	841	1,971	35,326	22,732	19,497	10,096	16,464

No. 10—*continued*

ARTICLES, AND COUNTRIES OF CONSIGNMENT; ALSO SHARE OF EACH PROVINCE	QUANTITY					VALUE				
	1932-33	1933-34	1934-35	1935-36	1936-37	1932-33	1933-34	1934-35	1935-36	1936-37
Provisions and Oilman's stores (*including* fish and fruits and vegetables, canned or bottled)—*continued*						R	R	R	R	R
Other sorts of provisions (I. E.)—continued	Cwts.	Cwts.	Cwts.	Cwts.	Cwts.					
Straits Settlements	944	939	768	3,519	5,000	35,853	27,108	31,095	50,857	55,216
Hongkong	2,082	1,880	2,720	2,569	2,407	53,164	38,597	57,541	56,126	47,156
Canada—										
Vid Atlantic Coast	30	99	122	158	162	541	5,435	5,387	7,593	5,285
„ Pacific „	..	7	10	..	166	20	394	407	14	3,758
Commonwealth of Australia	1,116	884	3,361	1,784	2,547	27,825	33,683	90,548	65,970	82,792
New Zealand	7	28	28	65	100	124	902	876	3,025	8,142
Other British Possessions	45	80	83	48	164	2,325	3,154	4,074	4,449	8,833
TOTAL BRITISH EMPIRE	20,195	16,841	23,245	23,235	25,984	8,54,848	8,34,197	10,80,812	11,07,777	9,57,275
Norway	397	1	4	1	..	8,437	77	558	27	..
Denmark	33,093	4,519	1,065	87	22	6,68,079	78,518	15,819	3,140	1,593
Germany	1,787	4,599	1,236	2,885	605	47,213	79,758	33,239	68,910	20,806
Netherlands	3,207	866	1,201	1,833	2,180	47,021	15,647	22,330	40,741	39,926
Belgium	4,165	3,300	4,774	2,037	3,388	73,362	46,973	86,307	39,142	51,262
France	502	524	1,021	4,293	4,796	24,256	32,186	49,985	98,519	64,814
Switzerland	51	25	129	54	50	3,540	2,416	11,000	4,951	3,459
Italy (*including* Fiume)	1,460	1,181	1,015	1,404	604	35,142	32,686	28,562	41,042	16,195
Philippines	18	396	945	1,612	1,224	738	7,245	19,857	36,595	32,981
Japan	8,218	15,553	642	959	348	1,25,453	2,03,613	14,294	18,930	12,518
China (*exclusive* of Hongkong and Macão)	1,118	1,029	1,410	1,019	1,010	43,172	32,118	31,057	21,891	14,963
United States of America—										
Vid Atlantic Coast	1,753	640	902	783	535	69,491	35,819	55,805	48,655	28,770
„ Pacific „	624	14	42	105	43	16,810	903	2,422	9,870	1,884
Other Foreign Countries	408	214	144	339	228	7,636	4,672	5,204	10,262	7,702
TOTAL FOREIGN COUNTRIES	56,791	33,111	15,430	17,417	15,038	11,71,252	5,62,630	3,75,989	4,42,675	2,96,868
Share of Bengal	*12,992*	*4,858*	*3,009*	*13,074*	*13,065*	*5,13,569*	*2,17,739*	*3,03,094*	*3,73,540*	*3,29,413*
„ *Bombay*	*50,039*	*34,265*	*15,965*	*18,365*	*15,840*	*11,04,035*	*8,09,527*	*6,70,256*	*7,39,991*	*6,38,527*
„ *Sind*	*1,175*	*1,657*	*1,901*	*1,686*	*1,694*	*54,038*	*1,04,848*	*1,10,470*	*1,29,117*	*1,21,368*
„ *Madras*	*7,916*	*4,894*	*5,104*	*2,156*	*3,903*	*1,67,636*	*1,28,195*	*1,24,586*	*95,007*	*78,080*
„ *Burma*	*4,864*	*4,278*	*7,696*	*5,371*	*6,515*	*1,86,328*	*1,36,618*	*2,44,845*	*2,12,797*	*1,86,815*
TOTAL	76,986	49,952	33,675	40,652	41,017	20,25,600	13,96,827	14,02,251	15,50,452	12,54,143
Total of Provisions and Oilman's stores—										
United Kingdom (*including* Channel Islands)	—	—	—	—	—	1,39,67,273	1,51,33,123	1,60,58,472	1,78,32,063	1,78,53,201
Irish Free State*	—	—	—	—	—	—	10,420	44,773	75,713	88,319
Palestine	—	—	—	—	—	56,362	42,838	54,707	46,846	48,479
Aden and Dependencies	—	—	—	—	—	2,768	946	2,040	1,108	5,698
Ceylon (*excluding* Maldives)	—	—	—	—	—	66,679	39,821	48,426	46,936	52,517
Straits Settlements	—	—	—	—	—	19,95,190	19,63,166	25,16,045	26,55,892	28,29,936
Federated Malay States	—	—	—	—	—	842	1,197	8,275	6,897	3,109
Hongkong	—	—	—	—	—	6,70,410	7,55,848	9,70,125	8,31,486	9,97,317
Union of South Africa	—	—	—	—	—	29,283	31,477	36,367	31,142	21,533
Kenya Colony	—	—	—	—	—	16,537	17,035	12,174	8,302	13,584
Tanganyika Territory	—	—	—	—	—	423	1,583	236	199	5,133
Canada—										
Vid Atlantic Coast	—	—	—	—	—	1,14,573	3,23,358	3,55,414	3,68,011	3,21,074
„ Pacific „	—	—	—	—	—	1,04,016	69,667	1,11,219	1,41,892	1,14,505
Commonwealth of Australia	—	—	—	—	—	12,27,686	16,19,307	11,77,372	12,43,827	14,43,650
New Zealand	—	—	—	—	—	75,155	1,27,228	1,92,806	2,45,010	2,72,492
Other British Possessions	—	—	—	—	—	5,968	5,460	2,369	2,451	2,442
TOTAL BRITISH EMPIRE	—	—	—	—	—	1,89,33,145	2,01,42,034	2,15,85,820	2,35,42,625	2,40,73,239

* Separately shown from 1933-34.

No. 10—*continued*

ARTICLES, AND COUNTRIES OF CONSIGNMENT; ALSO SHARE OF EACH PROVINCE	QUANTITY					VALUE				
	1932-33	1933-34	1934-35	1935-36	1936-37	1932-33	1933-34	1934-35	1935-36	1936-37
Provisions and Oilman's stores (*including* fish and fruits and vegetables, canned or bottled)—*concluded*						R	R	R	R	R
Total of Provisions and Oilman's stores—continued										
U. S. S. R.—										
Northern	—	—	—	—	—	6,252	3,442	7,515	7,131	12,809
Southern	—	—	—	—	—	1,025	4,188	700	2,619	..
Pacific Ports (in Asia)	—	—	—	—	—	..	499	..	3,116	..
Sweden	—	—	—	—	—	2,019	6,837	9,495	11,492	2,260
Norway	—	—	—	—	—	3,26,109	1,05,824	69,618	86,481	63,809
Denmark	—	—	—	—	—	13,30,341	6,37,454	5,86,070	4,93,386	4,29,873
Germany	—	—	—	—	—	2,79,655	2,04,005	1,48,087	1,87,835	1,00,242
Netherlands	—	—	—	—	—	34,66,596	24,06,946	25,52,870	24,68,996	20,80,746
Belgium	—	—	—	—	—	3,71,608	3,22,110	2,37,180	2,33,491	2,52,327
France	—	—	—	—	—	3,04,121	2,80,591	2,79,234	2,67,267	2,24,108
Portugal (*including* Azores and Madeira)	—	—	—	—	—	46,200	20,957	37,784	35,576	32,423
Switzerland	—	—	—	—	—	3,78,517	1,53,653	1,45,931	1,24,905	1,13,586
Italy (*including* Fiume)	—	—	—	—	—	4,67,039	4,53,859	4,05,614	3,42,720	1,52,301
Austria	—	—	—	—	—	14,680	10,214	6,340	4,975	4,376
Hungary	—	—	—	—	—	2,109	2,077	3,597	5,628	9,436
Czechoslovakia	—	—	—	—	—	5,933	4,016	3,905	4,079	5,170
Greece (*including* Crete)	—	—	—	—	—	560	689	1,045	6,131	7,240
Maskat Territory and Trucial Oman	—	—	—	—	—	12,039	7,028	2,645	4,161	2,919
Iraq	—	—	—	—	—	7,357	3,854	11,528	17,749	2,958
Iran	—	—	—	—	—	4,487	6,298	10,501	5,156	344
Java	—	—	—	—	—	4,22,336	2,30,598	2,32,848	1,35,832	1,55,282
Philippines	—	—	—	—	—	1,920	16,823	24,567	43,166	79,120
Japan	—	—	—	—	—	3,60,632	5,69,561	7,99,820	11,39,252	15,82,808
China (*exclusive* of Hongkong and Macao)	—	—	—	—	—	1,70,361	1,54,346	1,55,057	1,31,198	1,23,695
United States of America—										
Via Atlantic Coast	—	—	—	—	—	3,29,540	6,76,481	7,08,468	8,38,650	9,45,121
„ Pacific „	—	—	—	—	—	10,20,957	6,98,254	8,08,508	9,56,459	7,22,678
Argentine Republic (*including* the Atlantic Coast of Patagonia)	—	—	—	—	—	6,009	17,042	10,051	18,132	28,780
Other Foreign Countries	—	—	—	—	—	15,828	16,207	11,793	17,849	14,060
TOTAL FOREIGN COUNTRIES	—	—	—	—	—	1,03,54,230	70,13,853	73,19,501	76,44,877	79,48,571
Share of Bengal	—	—	—	—	—	*70,40,180*	*69,69,817*	*74,99,574*	*79,62,309*	*80,43,733*
„ *Bombay*	—	—	—	—	—	*68,84,201*	*60,24,548*	*61,80,348*	*65,78,501*	*65,99,309*
„ *Sind*	—	—	—	—	—	*30,08,434*	*30,94,122*	*32,51,263*	*33,97,361*	*35,45,178*
„ *Madras*	—	—	—	—	—	*43,80,096*	*40,51,915*	*42,74,266*	*46,43,019*	*44,53,523*
„ *Burma*	—	—	—	—	—	*80,74,464*	*70,15,485*	*77,00,170*	*87,05,919*	*93,80,072*
TOTAL	—	—	—	—	—	2,92,87,375	2,71,55,887	2,89,05,621	3,11,87,002	3,20,21,810
Rubber—										
Raw (H. S.)—	Lbs.	Lbs.	Lbs.	Lbs.	Lbs.					
United Kingdom (*including* Channel Islands)	4,537	142,419	..	..	6,282	1,314	33,282	..	..	2,629
Ceylon (*excluding* Maldives)	198,658	886,354	1,035,783	622,606	541,257	38,396	1,90,318	3,08,347	2,07,344	1,43,258
Straits Settlements	151,294	708,514	386,400	233,918	103,493	20,825	1,42,442	1,23,808	79,358	44,478
Federated Malay States	44,800	11,200	24,640	8,960	..	4,200	1,789	7,714	2,988	..
Other British Possessions	..	..	5,600	..	..	..	..	1,759	..	..
TOTAL BRITISH EMPIRE	399,289	1,748,487	1,452,423	865,484	650,982	59,735	3,67,781	4,41,628	2,89,640	1,90,365
Java	..	35,178	274,840	145,333	33,633	..	7,366	1,04,289	48,109	14,553
Japan	56,000	111	1,232	..	..	10,466	21	500	..	..
Other Foreign Countries	..	7,166	..	..	..	..	1,463	..	..	..
TOTAL FOREIGN COUNTRIES	56,000	42,457	276,072	145,333	33,633	10,466	8,850	1,04,789	48,109	14,553

No. 10—*continued*

ARTICLES, AND COUNTRIES OF CONSIGNMENT; ALSO SHARE OF EACH PROVINCE	QUANTITY					VALUE				
	1932-33	1933-34	1934-35	1935-36	1936-37	1932-33	1933-34	1934-35	1935-36	1936-37
Rubber—*continued*						R	R	R	R	R
Raw (II. J)—continued	Lbs.	Lbs.	Lbs.	Lbs.	Lbs.					
Share of Bengal	*357,152*	*1,314,693*	*1,272,934*	*593,668*	*148,941*	*50,523*	*2,70,057*	*4,01,631*	*1,98,603*	*66,762*
„ *Bombay*	*80,958*	*435,995*	*444,891*	*385,392*	*103,793*	*15,917*	*97,094*	*1,40,118*	*1,23,897*	*44,335*
„ *Sind*	*6,707*	*40,257*	*11,370*	*24,397*	*29,512*	*896*	*9,480*	*4,663*	*9,399*	*13,940*
„ *Madras*	*89*	..	..	..	*403,069*	*11*	..	..	..	*79,881*
„ *Burma*	*10,366*	..	..	*7,360*	..	*2,854*	..	..	*2,850*	..
TOTAL	455,260	1,790,944	1,728,495	1,010,817	684,615	70,201	3,76,631	5,46,412	3,37,749	2,04,918
Manufactures—										
Pneumatic motor covers (III. N)—	No.	No.	No.	No.	No.					
United Kingdom (*including* Channel Islands)	107,528	197,411	228,621	216,128	227,412	44,80,766	70,80,739	87,39,335	98,81,733	1,05,22,185
Ceylon (*excluding* Maldives)	432	1,046	464	1,288	702	15,882	32,493	12,758	43,728	26,395
Straits Settlements	1,139	310	160	54	910	37,706	10,909	7,664	841	35,720
Canada—										
Vid Atlantic Coast	11,546	21,022	12,272	1,663	690	4,38,245	6,52,899	4,12,205	60,856	51,469
„ Pacific „	861	607	..	16	..	37,301	23,724	..	274	..
Other British Possessions	6	2	27	6	58	207	56	612	208	2,891
TOTAL BRITISH EMPIRE	121,512	220,398	241,544	219,100	229,772	50,10,107	78,00,820	91,72,575	99,87,640	1,06,38,661
Germany	16,141	9,501	14,815	14,465	22,128	3,08,007	3,96,429	6,72,390	6,76,351	10,14,901
Belgium	5,954	3,612	5,808	5,874	2,129	2,69,586	1,24,027	2,30,139	2,54,557	1,10,868
France	15,214	7,309	1,842	1,722	467	6,10,043	3,00,149	78,188	1,13,610	12,527
Italy (*including* Fiume)	32,445	10,521	3,648	579	164	13,84,632	3,75,391	1,26,922	15,052	7,531
Czechoslovakia	..	17	548	213	454	..	400	16,558	6,619	23,097
Japan	13,186	22,313	21,447	19,034	19,215	4,33,981	6,93,539	6,87,168	5,73,330	6,55,698
United States of America—										
Vid Atlantic Coast	33,456	36,020	36,662	19,685	15,296	33,70,112	15,58,497	14,17,779	9,90,540	7,33,345
„ Pacific „	3,389	1,357	931	54	724	1,73,803	78,036	30,467	2,897	10,748
Other Foreign Countries	439	254	232	40	18	13,151	5,833	12,579	922	1,177
TOTAL FOREIGN COUNTRIES	170,248	90,904	85,933	61,766	60,595	75,63,315	35,32,301	32,72,188	26,34,828	25,69,887
Share of Bengal	*50,639*	*54,107*	*63,303*	*45,298*	*47,291*	*20,04,466*	*18,10,673*	*21,25,561*	*17,50,658*	*20,38,658*
„ *Bombay*	*109,001*	*113,606*	*125,513*	*112,293*	*118,438*	*45,25,903*	*38,79,726*	*43,49,456*	*45,66,600*	*48,71,352*
„ *Sind*	*50,909*	*55,991*	*48,218*	*51,006*	*40,753*	*27,03,454*	*25,32,440*	*25,73,165*	*30,22,048*	*23,16,602*
„ *Madras*	*56,400*	*64,120*	*65,993*	*50,300*	*63,847*	*23,78,124*	*22,57,724*	*25,67,128*	*23,63,395*	*30,30,110*
„ *Burma*	*24,311*	*23,478*	*24,440*	*22,039*	*20,038*	*9,61,475*	*8,02,058*	*8,29,463*	*9,19,770*	*9,61,890*
TOTAL	291,760	311,302	327,477	280,866	290,367	1,25,78,422	1,18,32,621	1,24,44,763	1,26,22,468	1,32,08,548
Pneumatic motor tubes (III. N)—	No.	No.	No.	No.	No.					
United Kingdom (*including* Channel Islands)	106,944	205,810	248,840	212,109	220,179	6,57,883	11,04,581	13,65,573	13,04,761	11,63,688
Ceylon (*excluding* Maldives)	1,340	411	310	556	356	8,451	2,695	1,715	3,039	4,599
Canada—										
Vid Atlantic Coast	10,624	13,878	3,804	451	106	67,374	78,496	17,205	1,516	348
„ Pacific „	744	425	..	..	..	4,989	2,788	..	..	..
Other British Possessions	609	286	348	330	224	3,311	1,400	1,548	2,654	1,069
TOTAL BRITISH EMPIRE	120,261	220,810	252,811	213,446	221,365	7,41,408	11,89,960	13,86,041	13,12,870	11,69,704

No. 10– *continued*

ARTICLES AND COUNTRIES OF CONSIGNMENT; ALSO SHARE OF EACH PROVINCE	QUANTITY					VALUE				
	1932-33	1933-34	1934-35	1935-36	1936-37	1932-33	1933-34	1934-35	1935-36	1936-37
						R	R	R	R	R
Rubber—*continued*										
Manufactures—continued										
Pneumatic motor tubes (III. N) —*continued*	No.	No.	No.	No.	No.					
Germany	13,637	7,895	11,341	13,072	19,755	97,884	47,681	75,699	75,104	1,13,975
Belgium	4,412	3,205	4,523	3,569	972	30,243	16,278	27,100	23,749	6,448
France	39,981	16,095	2,278	142	520	2,50,026	89,845	12,728	821	2,115
Italy (*including* Fiume)	2,251	344	146	302	48	16,813	1,701	902	2,918	146
Japan	9,601	14,861	12,156	10,006	11,390	51,096	67,285	60,129	49,511	52,837
United States of America—										
Fid Atlantic Coast	82,091	21,324	29,287	13,078	9,608	5,86,787	1,21,768	1,77,692	96,745	59,516
„ Pacific „	2,286	82	1,226	3	10	15,124	584	6,335	37	216
Other Foreign Countries	744	213	582	247	254	3,918	788	2,524	804	1,510
TOTAL FOREIGN COUNTRIES	155,003	64,109	61,489	40,419	42,557	10,51,842	3,45,880	3,63,109	2,49,689	2,36,265
Share of Bengal	*47,516*	*53,100*	*60,070*	*43,661*	*49,787*	*2,80,165*	*2,76,753*	*3,41,963*	*2,67,243*	*2,69,718*
„ *Bombay*	*110,657*	*106,331*	*127,043*	*113,380*	*110,002*	*7,02,459*	*5,21,264*	*6,11,732*	*5,97,302*	*5,46,877*
„ *Sind*	*50,672*	*53,984*	*52,146*	*48,239*	*42,656*	*3,63,261*	*3,48,847*	*3,64,339*	*3,58,330*	*2,21,385*
„ *Madras*	*44,980*	*50,502*	*53,201*	*34,358*	*44,240*	*3,14,367*	*2,68,479*	*3,06,301*	*2,33,260*	*2,56,697*
„ *Burma*	*21,541*	*20,502*	*21,840*	*16,727*	*17,237*	*1,33,007*	*1,10,397*	*1,24,315*	*1,16,424*	*1,10,792*
TOTAL	275,364	284,919	314,300	253,365	263,922	17,93,250	15,35,740	17,49,150	15,62,550	14,05,969
Pneumatic motor cycle covers (III. N)—	No.	No.	No.	No.	No.					
United Kingdom (*including* Channel Islands)	3,202	3,750	3,827	2,875	2,684	51,402	63,083	44,523	37,598	34,775
Other British Possessions	414	108	152	15	30	5,551	1,189	1,699	205	236
TOTAL BRITISH EMPIRE	3,616	3,858	3,979	2,890	2,714	56,953	64,272	46,223	37,803	35,011
Italy (*including* Fiume)	354	431	14	..	..	11,312	4,920	134	..	..
United States of America—										
Fid Atlantic Coast	497	208	132	63	120	7,605	2,412	1,523	794	1,630
„ Pacific „	..	1	18	..	..	..	8	271	..	..
Other Foreign Countries	380	621	272	225	104	4,953	6,484	2,668	2,090	815
TOTAL FOREIGN COUNTRIES	1,781	1,261	436	288	238	23,870	13,824	4,590	2,884	2,445
Share of Bengal	*599*	*740*	*1,066*	*452*	*633*	*13,081*	*23,559*	*10,344*	*6,541*	*7,966*
„ *Bombay*	*2,214*	*2,066*	*1,353*	*1,236*	*894*	*31,845*	*25,554*	*16,640*	*15,518*	*11,169*
„ *Sind*	*879*	*1,243*	*946*	*877*	*650*	*12,904*	*14,812*	*12,476*	*10,396*	*9,108*
„ *Madras*	*1,009*	*810*	*799*	*332*	*476*	*14,522*	*10,406*	*8,602*	*4,552*	*6,333*
„ *Burma*	*646*	*290*	*252*	*251*	*264*	*8,470*	*3,765*	*2,756*	*3,680*	*3,080*
TOTAL	5,347	5,119	4,415	3,178	2,947	80,823	78,096	50,818	40,087	37,456
Pneumatic motor cycle tubes (III. N)—	No.	No.	No.	No.	No.					
United Kingdom (*including* Channel Islands)	5,406	7,362	13,596	4,506	5,027	14,778	17,524	31,092	11,895	11,824
Other British Possessions	1,297	88	36	7	1	3,266	185	89	20	20
TOTAL BRITISH EMPIRE	6,703	7,450	13,632	4,513	5,028	18,044	17,709	31,181	11,915	11,844

No. 10—*continued*

ARTICLES, AND COUNTRIES OF CONSIGNMENT; ALSO SHARE OF EACH PROVINCE	QUANTITY					VALUE				
	1932-33	1933-34	1934-35	1935-36	1936-37	1932-33	1933-34	1934-35	1935-36	1936-37
						R	R	R	R	R
Rubber—continued										
Manufactures—continued										
Pneumatic motor cycle tubes (III. N)—*continued*	No.	No.	No.	No.	No.					
TOTAL FOREIGN COUNTRIES	3,723	1,245	118	215	58	9,555	2,556	245	431	102
Share of Bengal	*954*	*1,235*	*3,421*	*948*	*719*	*2,677*	*3,187*	*19,449*	*2,038*	*1,815*
,, *Bombay*	*4,430*	*3,613*	*2,190*	*1,245*	*1,446*	*11,039*	*3,315*	*5,051*	*3,048*	*3,585*
,, *Sind*	*2,506*	*1,120*	*1,734*	*1,306*	*938*	*7,024*	*4,792*	*3,875*	*3,340*	*2,310*
,, *Madras*	*1,385*	*1,249*	*1,133*	*866*	*770*	*4,457*	*2,889*	*2,498*	*2,131*	*1,683*
,, *Burma*	*651*	*478*	*266*	*363*	*1,218*	*1,814*	*1,032*	*553*	*889*	*2,673*
TOTAL	10,420	8,695	13,750	4,728	5,086	27,590	20,265	31,426	12,346	11,946
Pneumatic cycle covers (III. N)—	No.	No.	No.	No.	No.					
United Kingdom (*including* Channel Islands)	773,918	1,117,219	1,325,440	1,062,528	1,212,081	11,78,966	14,80,198	17,06,883	15,97,687	18,01,184
Straits Settlements	34,330	21,137	439	28,078	32	32,416	19,592	372	24,400	25
Other British Possessions	985	..	..	3,328	..	1,904	..	..	3,372	..
TOTAL BRITISH EMPIRE	809,233	1,138,356	1,325,879	1,088,924	1,212,113	12,13,286	14,99,785	17,07,205	16,25,459	18,01,209
Germany	45,090	37,714	70,809	319,221	231,512	65,259	36,748	89,109	3,53,017	2,25,464
Netherlands	21,900	3,719	239	510	..	27,049	10,529	277	671	..
Belgium	1,661	32,810	25,192	52,448	..	1,280	36,213	26,779	61,244	..
France	86,134	96,676	8,770	600	18,888	1,41,477	1,23,737	11,698	606	25,728
Italy (*including* Fiume)	37,048	21,970	400	4,001	5,000	53,085	27,149	570	4,460	4,180
Japan	366,789	436,076	153,170	353,138	319,164	3,77,401	4,08,217	1,36,065	2,67,656	2,60,510
Other Foreign Countries	681	99	62	229	204	1,206	728	298	919	741
TOTAL FOREIGN COUNTRIES	559,312	634,064	258,642	730,142	604,768	6,67,307	6,38,321	2,64,796	6,88,573	5,16,623
Share of Bengal	*423,509*	*592,574*	*554,069*	*669,051*	*583,354*	*5,46,641*	*7,05,246*	*6,63,665*	*8,09,382*	*7,06,970*
,, *Bombay*	*480,703*	*527,238*	*491,488*	*604,471*	*566,610*	*6,73,100*	*6,83,740*	*6,19,207*	*7,55,015*	*7,23,457*
,, *Sind*	*209,539*	*288,926*	*256,191*	*219,410*	*311,836*	*2,62,574*	*2,95,618*	*3,32,195*	*3,03,641*	*4,12,536*
,, *Madras*	*173,117*	*283,314*	*205,883*	*259,290*	*247,998*	*2,45,255*	*3,06,835*	*2,58,224*	*3,48,162*	*3,41,914*
,, *Burma*	*81,627*	*75,318*	*77,890*	*66,864*	*102,078*	*1,53,023*	*86,667*	*98,710*	*97,329*	*1,32,955*
TOTAL	1,368,545	1,772,420	1,584,521	1,819,066	1,816,876	18,80,593	21,38,106	19,72,001	23,14,032	23,17,882
Pneumatic cycle tubes (III. N)—	No.	No.	No.	No.	No.					
United Kingdom (*including* Channel Islands)	685,028	947,698	1,197,688	923,895	1,009,865	6,04,448	7,11,684	7,78,218	6,72,571	6,97,379
Straits Settlements	81,976	88,950	64,185	121,960	119,051	21,533	10,601	15,338	35,566	31,847
Other British Possessions	215	500	..	800	1,000	335	104	..	405	205
TOTAL BRITISH EMPIRE	767,219	987,148	1,251,868	1,046,655	1,129,916	6,26,316	7,22,389	7,93,551	7,08,544	7,29,431
Germany	29,078	55,334	129,000	224,302	365,389	21,000	34,344	65,640	1,14,962	1,59,107
Netherlands	23,923	1,235	1,384	502	..	11,885	554	626	208	..
Belgium	100	20,033	12,826	3,102	..	35	13,903	6,967	1,506	..
France	74,847	150,296	17,750	..	5,320	45,071	85,770	9,245	..	3,444
Italy (*including* Fiume)	24,900	4,450	..	..	..	14,881	2,901	..	..	..
Japan	357,988	843,614	737,000	730,803	923,262	2,40,230	2,09,726	2,02,300	1,88,670	2,60,730
Other Foreign Countries	70	48	74	161	206	107	106	85	183	210
TOTAL FOREIGN COUNTRIES	1,011,312	1,084,010	898,530	958,965	1,291,127	3,33,818	3,47,310	2,84,863	3,05,619	4,23,491

No. 10—*continued*

ARTICLES, AND COUNTRIES OF CONSIGNMENT; ALSO SHARE OF EACH PROVINCE	Quantity					Value				
	1932-33	1933-34	1934-35	1935-36	1936-37	1932-33	1933-34	1934-35	1935-36	1936-37
						R	R	R	R	R
Rubber—*continued*										
***Manufactures*—continued**										
Pneumatic cycle tubes (III. N) —*continued*	No.	No.	No.	No.	No.					
Share of Bengal	559,254	643,383	739,907	662,778	757,485	3,66,348	3,95,659	3,48,804	2,85,108	3,37,901
„ *Bombay*	644,916	716,615	751,305	711,299	859,141	3,35,597	3,75,537	3,64,994	3,79,454	3,76,994
„ *Sind*	323,646	368,687	328,129	293,277	363,740	1,62,420	1,85,630	1,76,076	1,63,152	2,12,618
„ *Madras*	168,038	258,365	247,266	216,378	237,310	1,16,246	1,65,371	1,44,231	1,36,352	1,91,463
„ *Burma*	83,177	84,308	83,860	116,888	101,367	49,033	57,602	44,609	59,097	54,946
TOTAL	1,779,031	2,071,158	2,150,398	2,005,620	2,424,043	9,60,134	10,60,699	10,78,414	10,14,163	11,52,922
Solid rubber tyres for motor vehicles (III. N)—	No.	No.	No.	No.	No.					
United Kingdom (*including* Channel Islands)	1,800	2,368	3,355	2,218	1,630	1,83,434	2,37,433	2,42,309	1,47,813	1,45,599
Ceylon (*excluding* Maldives)	22	38	22	48	18	2,348	3,533	1,696	5,426	2,430
Other British Possessions	13	18	31	2	..	2,018	1,580	2,500	462	..
TOTAL BRITISH EMPIRE	1,835	2,424	3,408	2,268	1,648	1,87,800	2,42,546	2,46,595	1,53,701	1,48,029
Germany	287	503	458	417	338	33,184	56,332	55,710	56,582	28,913
Italy (*including* Fiume)	..	..	208	382	12	..	..	18,052	16,089	784
Japan	..	..	334	..	..	..	..	18,718	..	..
United States of America—										
Vid Atlantic Coast	678	243	267	486	324	84,585	35,778	42,044	57,825	42,102
„ Pacific „	100	..	..	..	..	6,857	..	..	..	..
Other Foreign Countries	25	10	..	20	..	1,778	874	..	1,351	..
TOTAL FOREIGN COUNTRIES	1,090	756	1,267	1,305	674	1,26,404	93,479	1,34,519	1,31,847	71,799
Share of Bengal	325	403	1,729	1,187	243	37,178	37,369	73,282	44,553	21,660
„ *Bombay*	1,250	1,693	1,852	1,588	1,074	1,52,239	2,05,965	1,92,703	1,31,796	1,22,355
„ *Sind*	348	517	621	320	425	38,242	58,748	69,385	28,955	48,111
„ *Madras*	224	128	234	214	261	18,755	19,177	25,831	20,332	19,554
„ *Burma*	278	434	339	168	319	17,690	21,366	19,463	9,912	11,143
TOTAL	2,925	3,180	4,775	3,573	3,322	3,14,204	3,36,025	3,81,114	2,35,548	2,19,823
Other manufactures (*except* apparel and boots and shoes) (III. N)—										
United Kingdom (*including* Channel Islands)	—	—	—	—	—	8,45,291	9,27,410	10,62,470	10,06,048	10,17,057
Ceylon (*excluding* Maldives)	—	—	—	—	—	21,785	1,715	1,187	1,075	1,909
Straits Settlements	—	—	—	—	—	1,01,564	91,881	77,488	56,473	45,084
Canada—										
Vid Atlantic Coast	—	—	—	—	—	13,352	12,167	24,338	10,688	12,291
„ Pacific „	—	—	—	—	—	48	5	..	4	..
Commonwealth of Australia	—	—	—	—	—	..	127	579	20,762	14,818
Other British Possessions	—	—	—	—	—	606	2,600	1,425	958	1,077
TOTAL BRITISH EMPIRE	—	—	—	—	—	9,82,646	10,35,905	11,67,487	10,95,998	10,93,211
Germany	—	—	—	—	—	4,45,055	3,26,926	3,42,641	3,68,563	4,06,274
Belgium	—	—	—	—	—	8,074	3,857	1,326	6,875	3,770
France	—	—	—	—	—	13,809	8,007	2,421	2,288	15,189
Italy (*including* Fiume)	—	—	—	—	—	21,149	7,679	10,678	3,074	1,408
Austria	—	—	—	—	—	26,201	41,355	41,259	28,318	17,719
Hungary	—	—	—	—	—	10,691	27,418	54,040	37,496	21,098
Japan	—	—	—	—	—	1,99,266	4,52,705	3,00,562	3,22,129	6,91,034

No. 10—*continued*

ARTICLES, AND COUNTRIES OF CONSIGNMENT: ALSO SHARE OF EACH PROVINCE	Quantity					Value				
	1932-33	1933-34	1934-35	1935-36	1936-37	1932-33	1933-34	1934-35	1935-36	1936-37
						R	R	R	R	R
Rubber—*concluded*										
Manufactures—concluded										
Other manufactures (*except* apparel and boots and shoes) (III. N)—*continued*										
United States of America—										
Vid Atlantic Coast	—	—	—	—	—	4,89,058	3,35,864	4,65,921	4,55,282	4,91,695
„ Pacific „	—	—	—	—	—	518	772	2,399	6,809	26,232
Other Foreign Countries	—	—	—	—	—	8,805	7,555	4,988	6,012	2,516
TOTAL FOREIGN COUNTRIES	—	—	—	—	—	12,22,620	12,12,188	17,06,885	17,36,846	16,76,980
Share of Bengal	—	—	—	—	—	*7,37,066*	*7,39,912*	*7,47,868*	*8,62,045*	*8,92,106*
„ *Bombay*	—	—	—	—	—	*7,89,411*	*8,17,464*	*12,81,007*	*10,96,445*	*8,89,359*
„ *Sind*	—	—	—	—	—	*3,42,715*	*3,59,014*	*4,45,843*	*5,02,594*	*4,93,297*
„ *Madras*	—	—	—	—	—	*1,55,708*	*1,52,479*	*1,99,817*	*1,85,008*	*1,88,284*
„ *Burma*	—	—	—	—	—	*1,80,366*	*1,89,174*	*2,30,387*	*2,56,752*	*3,02,095*
TOTAL	—	—	—	—	—	22,05,266	22,48,043	28,74,322	28,32,844	27,70,141
Total of Rubber manufactures—										
United Kingdom (*including* Channel Islands)	—	—	—	—	—	80,16,468	1,16,22,597	1,39,70,438	1,46,60,101	1,53,93,722
Ceylon (*excluding* Maldives)	—	—	—	—	—	51,076	40,605	17,402	54,705	35,353
Straits Settlements	—	—	—	—	—	1,93,444	1,35,991	1,02,228	1,17,772	1,13,695
Canada—										
Vid Atlantic Coast	—	—	—	—	—	5,26,979	7,44,231	4,56,335	73,110	65,344
„ Pacific „	—	—	—	—	—	42,612	26,467	721	307	..
Commonwealth of Australia	—	—	—	—	—	..	127	640	20,780	14,813
Other British Possessions	—	—	—	—	—	981	2,708	3,098	7,137	4,173
TOTAL BRITISH EMPIRE	—	—	—	—	—	88,36,560	1,25,72,786	1,45,50,857	1,49,33,930	1,56,27,100
Germany	—	—	—	—	—	14,72,493	8,08,989	13,01,716	16,45,248	19,48,848
Netherlands	—	—	—	—	—	40,799	11,822	4,254	2,363	1,065
Belgium	—	—	—	—	—	3,10,922	1,95,304	2,92,716	3,48,329	1,21,081
France	—	—	—	—	—	10,66,980	6,11,612	1,14,901	1,13,906	59,134
Italy (*including* Fiume)	—	—	—	—	—	15,02,509	4,19,825	1,57,258	42,493	14,051
Austria	—	—		—	—	28,642	41,365	41,259	28,318	18,205
Hungary	—	—	—	—	—	10,691	27,418	34,640	37,496	21,003
Czechoslovakia	—	—	—	—	—	3,355	4,477	20,871	8,072	26,252
Iran	—	—	—	—	—	6,708	5,029	616	5	150
Java	—	—	—	—	—	6,311	661	1,934	106	5
Japan	—	—	—	—	—	13,03,423	18,30,110	19,06,210	19,02,491	19,20,594
United States of America—										
Vid Atlantic Coast	—	—	—	—	—	50,41,963	20,55,253	21,05,047	16,01,359	13,28,299
„ Pacific „	—	—	—	—	—	1,96,302	79,400	39,472	9,743	37,196
Other Foreign Countries	—	—	—	—	—	7,038	4,554	10,257	5,758	1,569
TOTAL FOREIGN COUNTRIES	—	—	—	—	—	1,09,93,781	61,35,809	60,31,161	57,50,717	54,07,542
Share of Bengal	—	—	—	—	—	*39,77,122*	*38,92,258*	*43,40,736*	*40,18,968*	*42,76,824*
„ *Bombay*	—	—	—	—	—	*73,22,174*	*65,27,565*	*74,10,790*	*75,25,181*	*75,45,028*
„ *Sind*	—	—	—	—	—	*38,92,692*	*38,49,901*	*39,77,854*	*13,92,458*	*37,17,367*
„ *Madras*	—	—	—	—	—	*32,47,435*	*32,36,260*	*35,03,382*	*32,93,192*	*40,35,844*
„ *Burma*	—	—	—	—	—	*14,95,868*	*13,52,611*	*13,50,246*	*14,54,853*	*15,49,579*
TOTAL	—	—	—	—	—	1,98,35,291	1,87,58,595	2,05,82,008	2,06,84,647	2,11,24,642
Total of Rubber Raw and Manufactures	—	—	—	—	—	1,99,05,492	1,91,35,226	2,11,28,420	2,10,22,396	2,13,29,680

No. 10—*continued*

ARTICLES, AND COUNTRIES OF CONSIGNMENT; ALSO SHARE OF EACH PROVINCE	QUANTITY					VALUE				
	1932-33	1933-34	1934-35	1935-36	1936-37	1932-33	1933-34	1934-35	1935-36	1936-37
	Tons	Tons	Tons	Tons	Tons	R	R	R	R	R
Salt (I. I)—										
United Kingdom (*including* Channel Islands)	24,662	527	537	1,233	2,426	4,51,643	75,376	77,566	93,554	1,15,912
Aden and Dependencies	284,884	289,203	295,221	295,700	295,151	39,74,844	36,89,044	38,46,611	39,80,984	45,09,132
Straits Settlements	4	2	102	63	25	373	270	6,352	4,103	946
Other British Possessions	2	5	..	1	..	255	503	170	230	124
TOTAL BRITISH EMPIRE	309,552	289,827	295,850	296,997	297,602	44,26,615	37,65,193	39,30,699	40,78,871	46,26,114
Germany	57,390	56,330	60,175	80,718	77,939	9,70,167	8,43,845	9,74,722	13,98,143	13,20,675
Netherlands	842	..	..	..	1	17,004	170	289	294	306
Spain	27,823	2,289	..	..	..	4,09,462	31,775	..	..	..
Egypt	39,876	10,552	13,126	11,454	6,635	5,79,803	1,45,457	1,77,975	1,96,195	1,01,303
Tripoli (Libya)	..	725	..	..	..	..	8,912	..	..	..
Italian East Africa (Somaliland and Eritrea)	103,443	12,967	8,390	..	..	14,16,587	1,82,446	1,22,123	..	..
French Somaliland	5,190	..	..	..	..	73,379	..	..	..	..
Other Foreign Countries	3	13	29	5	..	872	1,293	1,877	382	600
TOTAL FOREIGN COUNTRIES	234,572	82,876	81,720	91,977	84,575	34,69,364	12,13,896	12,76,986	15,95,014	14,22,884
Share of Bengal	*462,202*	*333,325*	*319,848*	*327,619*	*300,022*	*64,16,797*	*42,71,193*	*41,00,236*	*43,88,005*	*44,37,522*
" *Bombay*	*160*	*183*	*146*	*179*	*155*	*25,307*	*25,305*	*23,608*	*26,601*	*24,579*
" *Sind*	*63*	*73*	*76*	*63*	*40*	*12,917*	*15,920*	*15,570*	*16,588*	*11,512*
" *Madras*	*80*	*116*	*92*	*164*	*133*	*16,333*	*20,493*	*19,496*	*22,886*	*22,207*
" *Burma*	*81,619*	*39,004*	*57,411*	*60,949*	*81,827*	*14,24,626*	*6,45,748*	*10,48,775*	*12,19,806*	*15,53,178*
TOTAL	544,124	372,703	377,570	388,974	382,177	78,95,979	49,78,589	52,07,685	56,73,885	60,48,998
Seeds—										
Oilseeds—										
Essential (II. K)—	Tons	Tons	Tons	Tons	Tons					
Ceylon (*excluding* Maldives)	1	..	34	..	..	199	5	5,648	..	3
Other British Possessions	..	8	..	5	..	297	2,802	69	973	232
TOTAL BRITISH EMPIRE	1	8	34	5	..	496	2,807	5,717	973	235
Germany	87	73	33	1	11	22,030	21,270	15,058	248	3,685
Netherlands	140	70	76	68	111	47,672	22,076	27,103	27,249	41,047
France	35	8	29	1	1	12,498	1,810	8,619	526	400
Spain	14	1	1	..	..	5,087	480	592	15	..
Turkey, Asiatic	..	..	..	..	26	..	..	..	..	7,751
Iran	46	139	124	31	2	19,229	60,482	38,293	7,900	1,394
Japan	56	9	..	..	3	5,625	1,518	..	..	952
Other Foreign Countries	16	14	22	12	2	6,446	8,499	8,466	5,326	598
TOTAL FOREIGN COUNTRIES	394	309	285	113	156	1,18,587	1,16,135	98,131	41,270	55,827
Share of Bengal	..	*1*	..	..	..	*70*	*401*	..	..	..
" *Bombay*	*373*	*309*	*254*	*116*	*154*	*1,13,641*	*1,15,522*	*91,086*	*41,079*	*54,885*
" *Sind*	*11*	*6*	*11*	*1*	*1*	*2,545*	*2,320*	*3,030*	*360*	*448*
" *Madras*	*11*	*1*	*54*	*1*	*1*	*3,760*	*699*	*2,884*	*204*	*729*
" *Burma*	..	..	..	..	..	*67*	..	..	..	..
TOTAL	395	317	319	118	156	1,19,083	1,18,942	1,03,848	42,248	56,062

No. 10—*continued*

ARTICLES, AND COUNTRIES OF CONSIGNMENT; ALSO SHARE OF EACH PROVINCE	Quantity					Value				
	1932-33	1933-34	1934-35	1935-36	1936-37	1932-33	1933-34	1934-35	1935-36	1936-37
						R	R	R	R	R
Seeds—*continued*										
Oil seeds—continued										
Non-essential—										
Copra or coconut kernel (H. K)—	Tons	Tons	Tons	Tons	Tons					
Aden and Dependencies	761	6,188	..	22	..	1,29,007	9,80,357	..	1,370	..
Ceylon (*excluding* Maldives)	12,629	21,761	32,388	35,120	44,758	23,28,256	29,82,523	39,81,533	63,25,077	95,40,801
Maldives	49	77	11	82	77	10,927	7,368	1,025	12,654	12,772
Straits Settlements	5	3	971	8,387	2,951	1,362	335	1,21,690	12,42,581	5,81,984
Federated Malay States	..	..	..	650	1,125	..	..	..	91,848	1,78,188
Zanzibar and Pemba	..	7	184	2	335	..	1,199	22,000	200	66,662
Kenya Colony	3	..	..	..	27	600	..	..	..	6,339
Tanganyika Territory	..	..	..	..	106	..	..	4	..	20,908
Seychelles	2,749	1,104	239	1,053	2,665	5,87,028	2,04,472	48,165	1,85,014	5,24,147
TOTAL BRITISH EMPIRE	16,196	29,140	33,738	45,316	52,044	30,57,180	41,26,249	41,69,607	78,58,744	1,09,21,744
Java	12	..	..	..	137	2,473	..	..	..	26,622
Other Foreign Countries	..	20	4	5	..	30	2,875	328	1,019	100
TOTAL FOREIGN COUNTRIES	12	20	4	5	137	2,503	2,875	328	1,019	26,722
Share of Bengal	*26*	*29*	*12*	*52*	*3*	*5,211*	*7,357*	*2,752*	*4,386*	*925*
" *Bombay*	*3,468*	*17,868*	*22,462*	*30,937*	*26,916*	*7,15,515*	*27,26,819*	*29,74,927*	*53,89,775*	*60,67,572*
" *Sind*	*6,927*	*7,318*	*6,163*	*7,233*	*10,402*	*11,97,289*	*3,82,677*	*6,30,283*	*13,07,359*	*21,40,079*
" *Madras*	*5,853*	*3,942*	*5,101*	*7,044*	*14,855*	*11,41,677*	*5,11,936*	*5,61,581*	*11,57,206*	*27,49,151*
" *Burma*	..	*3*	*4*	*5*	*5*	..	*335*	*337*	*1,037*	*741*
TOTAL	16,208	29,160	33,742	45,321	52,181	30,50,683	41,29,124	41,69,985	78,59,763	1,09,58,466
Groundnuts (H. K)—	Tons	Tons	Tons	Tons	Tons					
TOTAL BRITISH EMPIRE	5	1	4	1	15	1,860	1,005	1,121	683	1,981
TOTAL FOREIGN COUNTRIES	..	..	5	..	..	31	7	643	..	..
Share of Bengal	..	..	..	..	..	*30*	..	..	..	..
" *Bombay*	..	..	*5*	..	*13*	*8*	*16*	*642*	..	*1,186*
" *Burma*	*5*	*1*	*4*	*1*	*2*	*1,853*	*997*	*1,122*	*683*	*795*
TOTAL	5	1	9	1	15	1,891	1,012	1,764	683	1,981
Linseed (H. K)—	Tons	Tons	Tons	Tons	Tons					
TOTAL BRITISH EMPIRE	..	..	..	..	..	35	..	..	4	..
TOTAL FOREIGN COUNTRIES	23	..	7	..	..	1,771	..	583	43	..
Share of Bombay	*23*	..	*7*	..	..	*1,771*	..	*583*	*43*	..
" *Burma*	..	..	..	..	..	*35*	..	..	*4*	..
TOTAL	23	..	7	..	..	1,806	..	583	47	..

No. 10—*continued*

ARTICLES, AND COUNTRIES OF CONSIGNMENT; ALSO SHARE OF EACH PROVINCE	QUANTITY					VALUE				
	1932-33	1933-34	1934-35	1935-36	1936-37	1932-33	1933-34	1934-35	1935-36	1936-37
						Rs	Rs	Rs	Rs	Rs
Seeds—*continued*										
***Oil seeds*—concluded**										
Non-essential—*continued*										
Sesamum (til or jinjili) (II. K)—	Tons	Tons	Tons	Tons	Tons					
Ceylon (*excluding* Maldives)	85	..	1	93	..	10,224	6	287	10,888	..
Other British Possessions	..	..	13	..	..	298	183	1,037	113	164
TOTAL BRITISH EMPIRE	85	..	14	93	..	10,522	189	2,174	11,001	164
Iraq	..	..	303	..	..	..	..	32,157	..	..
China (*exclusive* of Hong-kong and Macão)	..	..	9	47	..	..	..	1,899	6,678	..
Other Foreign Countries	2	3	21	15	..	199	428	2,492	1,814	..
TOTAL FOREIGN COUNTRIES	2	3	333	62	..	199	428	36,048	8,492	..
Share of Bombay	..	..	*293*	*62*	..	..	..	*31,457*	*8,492*	..
,, *Sind*	*2*	..	*44*	..	..	*199*	..	*5,140*	..	..
,, *Madras*	*85*	..	*10*	*93*	..	*10,224*	*6*	*1,417*	*10,383*	..
,, *Burma*	..	*3*	..	..	..	*298*	*611*	*178*	*113*	*164*
TOTAL	87	3	347	155	..	10,721	617	38,222	19,493	164
Tea (II. K)—	Tons	Tons	Tons	Tons	Tons					
TOTAL BRITISH EMPIRE	..	..	..	..	..	16	27	177	..	..
China (*exclusive* of Hong-kong and Macão)	1	..	1	..	20	502	231	869	..	10,530
Share of Bombay	*1*	..	*1*	..	20	*502*	*231*	*869*	..	*10,530*
,, *Sind*	..	..	..	..	..	*16*	..	..	..	..
,, *Madras*	..	..	..	..	..	..	*27*	..	..	..
,, *Burma*	..	..	..	..	..	..	..	*177*	..	..
TOTAL	1	..	1	..	20	518	258	1,046	..	10,530
Others (II. K)—	Tons	Tons	Tons	Tons	Tons					
Ceylon (*excluding* Maldives)	24	47	36	17	22	8,648	21,649	14,068	3,980	3,399
Other British Possessions	1	7	4	7	1	707	3,657	2,762	800	286
TOTAL BRITISH EMPIRE	25	54	40	24	23	9,350	25,306	16,825	4,780	3,685
Iraq	137	41	250	539	1,158	15,562	3,771	31,084	68,851	1,68,020
Other Foreign Countries	4	3	..	34	15	4,946	437	89	8,499	2,294
TOTAL FOREIGN COUNTRIES	141	44	250	573	1,173	20,508	4,208	31,123	77,350	1,70,314
Share of Bengal	..	..	*6*	*16*	..	*18*	*125*	*2,851*	*5,017*	*380*
,, *Bombay*	*136*	*46*	*205*	*541*	*924*	*15,677*	*6,693*	*29,448*	*71,052*	*1,29,659*
,, *Sind*	*3*	*1*	*62*	*26*	*250*	*232*	*664*	*8,285*	*3,337*	*40,495*
,, *Madras*	*25*	*49*	*18*	*14*	*22*	*9,121*	*21,968*	*7,026*	*2,707*	*3,452*
,, *Burma*	*2*	..	..	..	..	*4,815*	*64*	*333*	*27*	*33*
TOTAL	166	98	290	597	1,196	29,858	29,514	47,948	82,180	1,73,999
Total *of Oilseeds, non-essential*	Tons 16,490	Tons 29,262	Tons 34,396	Tons 46,074	Tons 53,412	31,04,477	41,00,525	42,59,498	79,62,116	1,11,45,140

No. 10—*continued*

ARTICLES, AND COUNTRIES OF CONSIGNMENT; ALSO SHARE OF EACH PROVINCE	QUANTITY					VALUE				
	1932-33	1933-34	1934-35	1935-36	1936-37	1932-33	1933-34	1934-35	1935-36	1936-37
Seeds—*continued*						R	R	R	R	R
Other than oil seeds(II, K)—	Tons	Tons	Tons	Tons	Tons					
United Kingdom (*including* Channel Islands)	42	58	65	87	46	1,04,011	45,409	20,557	94,488	44,531
Ceylon (*excluding* Maldives)	1	5	13	12	..	656	2,817	5,306	4,258	631
Straits Settlements	5	21	68	121	84	2,547	8,828	22,626	43,022	29,697
Hongkong	11	16	26	21	21	5,346	5,681	8,107	7,428	8,333
Other British Possessions	1	6	..	..	..	1,402	1,124	325	157	575
TOTAL BRITISH EMPIRE	61	106	167	241	151	1,18,962	68,809	64,921	1,49,343	83,767
Germany	1	7	..	3	3	5,487	3,435	1,817	6,905	1,693
Netherlands	1	..	7	6	51	533	264	2,598	2,329	14,824
Iran	12	8	20	46	4	1,388	1,950	4,616	5,568	1,117
China (*exclusive* of Hongkong and Macão)	..	5	16	24	34	3,936	1,547	4,942	7,981	11,681
Portuguese East Africa	110	61	41	30	7	17,332	9,354	5,921	4,017	1,393
United States of America—										
Vid Atlantic Coast	..	1	1	2	..	4,200	5,400	5,115	7,434	1,281
„ Pacific „	..	..	..	..	2	2,046	1,129	1,027	2,216	3,944
Other Foreign Countries	14	..	8	2	8	6,340	2,620	3,076	4,045	6,690
TOTAL FOREIGN COUNTRIES	138	82	93	113	109	41,262	30,699	29,112	40,445	42,123
Share of Bengal	*52*	*57*	*53*	*80*	*35*	*1,12,188*	*39,256*	*24,664*	*91,543*	*35,313*
„ *Bombay*	*110*	*82*	*47*	*60*	*66*	*17,521*	*19,208*	*9,890*	*18,547*	*20,332*
„ *Sind*	*15*	*11*	*41*	*37*	*22*	*9,857*	*4,893*	*12,626*	*12,623*	*10,237*
„ *Madras*	*2*	*3*	*11*	*9*	*2*	*3,699*	*5,189*	*6,895*	*4,376*	*3,144*
„ *Burma*	*20*	*35*	*109*	*168*	*142*	*11,929*	*15,962*	*39,958*	*65,749*	*56,364*
TOTAL	199	*188*	260	354	260	1,55,224	94,508	94,038	1,69,838	1,25,890
Total of Seeds—	Tons	Tons	Tons	Tons	Tons					
United Kingdom (*including* Channel Islands)	43	73	69	95	46	1,04,661	51,785	31,033	95,871	44,618
Aden and Dependencies	761	6,194	..	22	1	1,29,007	9,31,857	..	1,370	180
Ceylon (*excluding* Maldives)	12,741	21,613	32,467	35,242	44,780	23,48,208	30,07,042	40,06,954	63,44,193	95,44,834
Maldives	49	77	11	82	77	10,927	7,363	1,025	12,654	12,772
Straits Settlements	15	25	1,051	8,518	3,037	6,068	10,297	1,47,782	12,86,721	5,12,658
Federated Malay State	..	..	..	650	1,125	..	11	..	91,848	1,78,187
Hongkong	11	16	26	21	21	5,512	5,743	8,252	7,494	8,448
Zanzibar and Pemba	..	7	134	2	335	..	1,199	22,000	200	66,662
Kenya Colony	3	..	..	..	27	600	..	2	..	6,389
Tanganyika Territory	..	..	..	..	119	..	..	4	..	22,092
Seychelles	2,749	1,104	239	1,058	2,665	5,87,028	2,04,472	43,165	1,85,014	5,24,147
Other British Possessions	1	..	..	..	..	1,410	123	325	168	644
TOTAL BRITISH EMPIRE	16,373	29,309	33,997	45,680	52,233	31,93,421	42,19,392	42,60,542	80,25,526	1,10,21,576
Germany	88	80	33	4	14	27,517	20,829	16,875	7,153	5,378
Netherlands	141	70	83	74	162	48,220	22,340	29,701	29,578	55,371
France	45	6	31	6	1	17,463	4,598	10,752	3,113	3,365
Spain	14	1	1	..	..	5,087	480	592	15	..
Turkey, Asiatic	..	..	..	..	26	..	..	..	..	7,751
Iraq	5	5	319	3	12	2,046	4,735	35,713	1,383	1,650
Iran	218	188	420	631	1,164	38,510	65,641	76,728	84,182	1,70,581
Java	12	2	..	..	137	2,893	580	9	..	26,628
Japan	56	9	..	16	8	5,885	1,689	160	5,055	1,240
China (*exclusive* of Hongkong and Macão)	11	6	26	77	55	3,956	2,097	7,212	16,087	22,893
Portuguese East Africa	110	71	41	37	10	17,332	11,524	5,926	4,983	1,697
United States of America—										
Vid Atlantic Coast	2	1	1	7	..	9,518	5,426	5,115	9,365	1,281
„ Pacific „	..	..	..	..	2	2,046	1,129	1,027	2,216	4,284
Other Foreign Countries	9	19	23	11	9	4,940	4,715	7,027	5,539	3,947
TOTAL FOREIGN COUNTRIES	711	458	978	866	1,595	1,85,863	1,54,583	1,98,837	1,68,669	3,05,516

No. 10—*continued*

ARTICLES, AND COUNTRIES OF CONSIGNMENT; ALSO SHARE OF EACH PROVINCE	QUANTITY					VALUE				
	1932-33	1933-34	1934-35	1935-36	1936-37	1932-33	1933-34	1934-35	1935-36	1936-37
						R	R	R	R	R
Seeds—*concluded*										
Total of Seeds—continued	Tons	Tons	Tons	Tons	Tons					
Share of Bengal	*72*	*87*	*69*	*148*	*41*	*1,17,512*	*57,139*	*30,367*	*1,00,946*	*36,616*
„ *Bombay*	*4,651*	*18,307*	*23,274*	*31,766*	*28,083*	*3,63,635*	*28,68,488*	*31,38,930*	*55,26,588*	*62,84,664*
„ *Sind*	*6,958*	*7,336*	*6,331*	*7,297*	*10,675*	*12,12,159*	*8,90,561*	*6,59,419*	*13,23,669*	*21,91,259*
„ *Madras*	*5,978*	*3,995*	*5,194*	*7,161*	*14,380*	*11,68,481*	*5,39,895*	*5,86,603*	*11,75,376*	*27,56,456*
„ *Burma*	*27*	*42*	*117*	*174*	*149*	*18,597*	*17,969*	*42,160*	*67,618*	*58,097*
TOTAL	17,084	29,767	34,975	46,546	53,528	33,78,784	43,73,975	44,57,379	81,94,197	1,13,27,092
Shells and Cowries—										
Cowries (II. 8)—	Cwts.	Cwts.	Cwts.	Cwts.	Cwts.					
Kenya Colony	3,087	2,005	2,080	3,713	3,823	13,650	8,449	9,747	16,559	14,207
Other British Possessions	424	498	611	1,322	1,680	7,258	5,931	6,202	8,239	11,020
TOTAL BRITISH EMPIRE	3,511	2,503	2,691	5,035	5,003	20,908	14,380	15,949	24,798	25,227
Portuguese East Africa	6,481	2,664	3,674	5,195	676	29,017	12,028	18,488	25,868	2,344
Other Foreign Countries	157	1,168	103	245	639	395	4,345	247	592	1,941
TOTAL FOREIGN COUNTRIES	6,638	3,832	3,777	5,440	1,315	29,412	16,373	18,735	26,460	4,285
Share of Bengal	*317*	*988*	*410*	*1,554*	*2,433*	*9,638*	*7,333*	*4,314*	*9,257*	*14,940*
„ *Bombay*	*7,768*	*4,584*	*5,527*	*8,094*	*2,705*	*36,270*	*20,296*	*27,365*	*38,831*	*10,741*
„ *Sind*	*1,405*	*539*	*125*	*700*	*1,081*	*3,904*	*1,793*	*310*	*2,388*	*3,164*
„ *Madras*	*159*	*244*	*387*	*99*	*68*	*1,458*	*1,332*	*2,609*	*626*	*494*
„ *Burma*	..	..	*19*	*28*	*30*	..	..	*86*	*161*	*153*
TOTAL	10,149	6,335	6,468	10,475	6,318	50,320	30,753	34,684	51,258	29,512
Shells—										
Shells (chanks, sankhli, large ornamental shells, cowries, mother-of-pearl shells, and oyster-shells) (II. 8)—	Cwts.	Cwts.	Cwts.	Cwts.	Cwts.					
Aden and Dependencies	20	126	588	39	33	1,[illegible]23	1,559	14,787	3,310	2,695
Ceylon (*excluding* Maldives)	9,905	8,864	7,534	7,808	10,125	[illegible]6,559	31,987	25,597	39,458	49,214
Other British Possessions	3	15	91	615	160	456	88	1,061	6,358	711
TOTAL BRITISH EMPIRE	9,928	9,005	8,163	8,462	10,318	38,740	33,634	41,445	48,116	52,620
Italian East Africa (Somaliland and Eritrea)	50	23	50	276	--	4,204	1,485	2,995	6,530	--
Other Foreign Countries	63	31	36	114	372	1,509	594	631	1,721	1,886
TOTAL FOREIGN COUNTRIES	113	54	86	390	372	5,713	2,079	3,626	8,251	1,886
Share of Bengal	..	..	..	*422*	*1*	..	..	..	*2,955*	*68*
„ *Bombay*	*98*	*191*	*704*	*537*	*516*	*6,913*	*3,638*	*12,265*	*13,959*	*4,976*
„ *Sind*	*38*	*4*	*10*	*39*	*7*	*932*	*88*	*161*	*229*	*20*
„ *Madras*	*9,905*	*8,864*	*7,534*	*7,849*	*10,162*	*36,558*	*31,987*	*25,590*	*38,964*	*49,293*
„ *Burma*	..	..	*1*	*5*	*4*	..	..	*55*	*280*	*149*
TOTAL	10,041	9,059	8,249	8,852	10,690	44,453	35,713	45,071	56,387	54,506
Tortoise-shell (*including* nakhla or nakh) (II. 8)—	Lbs.	Lbs.	Lbs.	Lbs.	Lbs.					
Aden and Dependencies	380	112	..	583	5,926	325	80	..	505	5,305
Zanzibar and Pemba ..	7,087	5,412	3,573	7,523	5,939	11,557	7,250	8,005	12,052	9,276
Other British Possessions	1,955	1,480	3,207	4,160	427	2,223	2,136	5,280	5,088	680
TOTAL BRITISH EMPIRE	9,422	7,004	6,780	12,266	12,292	14,105	9,466	13,285	17,595	15,261

No. 10—*continued*

ARTICLES, AND COUNTRIES OF CONSIGNMENT; ALSO SHARE OF EACH PROVINCE	QUANTITY					VALUE				
	1932-33	1933-34	1934-35	1935-36	1936-37	1932-33	1933-34	1934-35	1935-36	1936-37
Shells and Cowries—*continued*						R	R	R	R	R
Shells—*continued*										
Tortoise-shell (*including* nakhta or nakh) (II. 8)—*continued*	Lbs.	Lbs.	Lbs.	Lbs.	Lbs.					
Italian East Africa (Somaliland and Eritrea)	17,628	6,337	8,125	1,337	..	18,101	4,581	6,725	764	..
Other Foreign Countries	916	1,493	152	904	808	1,881	1,421	700	1,007	820
TOTAL FOREIGN COUNTRIES	18,589	7,830	8,277	2,241	808	19,982	6,002	7,425	1,771	820
Share of Bombay	*27,910*	*14,718*	*14,722*	*14,176*	*13,029*	*83,785*	*14,772*	*18,640*	*17,360*	*15,746*
„ *Burma*	*51*	*116*	*335*	*331*	*71*	*312*	*696*	*2,070*	*2,006*	*335*
TOTAL	27,961	14,834	15,057	14,507	13,100	84,037	15,468	20,710	19,366	16,081
Total of Shells and Cowries—										
BRITISH EMPIRE	—	—	—	—	—	73,753	57,480	70,679	90,509	93,108
FOREIGN COUNTRIES	—	—	—	—	—	55,057	24,454	29,786	36,482	6,991
TOTAL	—	—	—	—	—	1,28,810	81,934	1,00,465	1,26,991	1,00,099
Smoker's requisites (*excluding* tobacco) (III. U)—										
United Kingdom (*including* Channel Islands)	—	—	—	—	—	58,265	1,24,583	1,27,160	94,813	92,756
Hongkong	—	—	—	—	—	10,602	10,088	11,585	9,329	10,718
Other British Possessions	—	—	—	—	—	3,174	1,667	1,341	1,067	1,480
TOTAL BRITISH EMPIRE	—	—	—	—	—	72,041	1,36,338	1,40,086	1,05,709	1,04,954
Germany	—	—	—	—	—	16,722	32,269	25,693	16,090	20,411
France	—	—	—	—	—	63,810	78,038	42,000	59,763	49,476
Italy (*including* Fiume)	—	—	—	—	—	35,334	39,300	30,108	48,583	50,068
Austria	—	—	—	—	—	2,120	7,874	765	681	880
Japan	—	—	—	—	—	25,171	1,21,613	1,41,648	1,13,724	1,05,401
United States of America—										
Vid Atlantic Coast	—	—	—	—	—	620	980	2,185	6,961	5,929
„ Pacific „	—	—	—	—	—	..	..	..	58	..
Other Foreign Countries	—	—	—	—	—	4,138	7,120	8,260	4,694	4,771
TOTAL FOREIGN COUNTRIES	—	—	—	—	—	1,52,415	2,82,194	2,50,659	2,50,554	2,36,884
Share of Bengal	—	—	—	—	—	*50,120*	*1,07,944*	*93,806*	*1,00,897*	*83,775*
„ *Bombay*	—	—	—	—	—	*54,101*	*1,32,815*	*1,70,858*	*1,04,235*	*84,178*
„ *Sind*	—	—	—	—	—	*13,782*	*23,658*	*24,462*	*20,032*	*23,610*
„ *Madras*	—	—	—	—	—	*7,936*	*13,660*	*13,937*	*13,264*	*22,284*
„ *Burma*	—	—	—	—	—	*92,518*	*1,40,555*	*87,682*	*1,19,835*	*1,27,992*
TOTAL	—	—	—	—	—	2,24,456	4,18,532	3,90,745	3,56,263	3,41,888
Soap—										
Household and laundry soap in bars or tablets (III. U)—	Cwts.	Cwts.	Cwts.	Cwts.	Cwts.					
United Kingdom (*including* Channel Islands)	207,746	198,928	137,563	5,404	4,318	43,09,615	38,28,026	27,26,063	2,00,737	1,40,705
Straits Settlements	16,053	9,175	1,061	224	24	2,11,628	1,08,826	10,833	2,950	208
Commonwealth of Australia	472	205	117	..	5	11,178	4,202	2,425	12	83
Other British Possessions	245	111	62	9	54	3,037	1,606	1,005	200	991
TOTAL BRITISH EMPIRE	224,516	208,419	138,803	5,637	4,401	45,36,358	39,32,660	27,40,926	2,03,899	1,41,987
France	17,168	12,188	5,744	2,675	1,565	2,76,082	1,82,340	80,476	40,086	22,979
Japan	2,511	28,409	11,645	3,895	3,985	41,426	3,07,593	1,95,272	40,169	30,848

No. 10—*continued*

ARTICLES, AND COUNTRIES OF CONSIGNMENT; ALSO SHARE OF EACH PROVINCE	QUANTITY					VALUE				
	1932-33	1933-34	1934-35	1935-36	1936-37	1932-33	1933-34	1934-35	1935-36	1936-37
						R	R	R	R	R
Soap—*continued*										
Household and laundry soap in bars or tablets (III. U)—continued	Cwts.	Cwts.	Cwts.	Cwts.	Cwts.					
United States of America—										
Vid Atlantic Coast	143	386	428	145	217	7,880	7,952	9,702	3,923	6,022
„ Pacific „	..	165	..	..	29	27	2,482	31	32	448
Other Foreign Countries	392	357	626	112	19	7,897	6,251	7,918	1,383	689
TOTAL FOREIGN COUNTRIES	20,214	41,455	18,443	6,827	5,815	3,32,312	5,06,618	2,93,394	85,483	68,486
Share of Bengal	*15,660*	*25,556*	*16,429*	*3,417*	*3,315*	*4,04,321*	*4,27,771*	*3,66,875*	*77,516*	*65,978*
„ *Bombay*	*99,600*	*98,260*	*65,946*	*3,040*	*1,904*	*17,35,037*	*16,06,427*	*10,38,715*	*64,921*	*39,816*
„ *Sind*	*31,608*	*29,784*	*25,160*	*3,584*	*3,449*	*3,05,934*	*6,84,698*	*5,85,799*	*93,633*	*73,636*
„ *Madras*	*32,795*	*31,976*	*21,933*	*689*	*501*	*7,28,994*	*6,43,010*	*4,71,460*	*19,439*	*12,585*
„ *Burma*	*65,067*	*59,298*	*27,778*	*1,734*	*1,047*	*11,94,994*	*10,78,362*	*5,76,478*	*33,573*	*18,658*
TOTAL	244,730	244,874	157,246	12,464	10,216	48,69,170	44,40,268	30,34,320	2,89,382	2,10,473
Toilet soap (*III. U*)—	Cwts.	Cwts.	Cwts.	Cwts.	Cwts.					
United Kingdom (*including* Channel Islands)	35,164	35,080	33,512	31,721	22,167	24,67,236	23,77,847	24,83,177	23,89,970	17,59,012
Ceylon (*excluding* Maldives)	66	43	10	46	22	6,439	4,489	550	5,463	972
Straits Settlements	777	410	322	130	95	29,157	14,622	12,688	5,533	3,920
Commonwealth of Australia	1,023	877	478	534	894	27,218	31,174	10,888	11,347	17,925
Other British Possessions	55	18	2	2	2	2,778	1,120	362	269	200
TOTAL BRITISH EMPIRE	37,084	36,378	34,319	32,433	23,180	25,32,828	24,29,252	24,87,665	24,12,582	17,82,089
Denmark	176	89	53	35	321	9,252	2,761	1,485	1,112	1,118
Germany	639	512	546	551	320	44,877	39,768	47,725	38,573	32,468
Netherlands	251	159	38	6	9	9,989	4,937	1,607	739	568
France	194	79	69	147	70	12,777	10,111	10,332	10,008	7,824
Austria	172	150	28	5	7	13,207	11,848	1,545	477	879
Java	98	186	526	309	336	6,018	9,192	19,510	12,770	12,642
Japan	878	10,376	3,623	3,103	3,270	46,198	2,87,688	1,18,149	1,08,968	1,03,470
United States of America—										
Vid Atlantic Coast	4,255	4,069	5,291	4,839	5,429	4,05,240	4,00,451	4,42,633	3,82,440	3,87,268
„ Pacific „	..	..	124	6	5	76	9	9,420	492	779
Other Foreign Countries	65	18	16	4	26	7,209	1,587	1,708	439	1,517
TOTAL FOREIGN COUNTRIES	6,728	15,643	10,309	9,005	9,504	5,58,833	7,67,847	6,54,314	5,54,078	5,48,533
Share of Bengal	*15,878*	*14,298*	*12,114*	*12,421*	*11,253*	*8,55,404*	*7,59,930*	*8,13,735*	*8,34,861*	*7,27,904*
„ *Bombay*	*3,699*	*15,052*	*11,540*	*9,574*	*7,234*	*7,37,631*	*8,67,198*	*7,94,691*	*7,40,437*	*6,39,149*
„ *Sind*	*4,331*	*9,106*	*7,880*	*7,466*	*4,899*	*3,56,996*	*6,07,763*	*5,68,554*	*5,33,036*	*3,47,661*
„ *Madras*	*13,011*	*10,887*	*10,169*	*9,650*	*7,602*	*8,95,631*	*7,81,625*	*7,66,070*	*6,66,199*	*5,00,773*
„ *Burma*	*2,893*	*2,673*	*2,925*	*2,327*	*1,496*	*2,11,004*	*1,80,583*	*1,98,989*	*1,79,127*	*1,15,185*
TOTAL	43,812	52,016	44,628	41,438	32,684	30,66,666	31,97,099	31,41,979	29,66,660	23,80,622
Other sorts (III. U) —	Cwts.	Cwts.	Cwts.	Cwts.	Cwts.					
United Kingdom (*including* Channel Islands)	5,153	5,252	3,560	5,037	4,191	1,82,411	1,57,695	1,19,481	1,55,851	1,80,077
Other British Possessions	9	36	18	10	46	314	763	754	325	1,717
TOTAL BRITISH EMPIRE	5,162	5,288	3,578	5,047	4,237	1,82,725	1,58,458	1,20,235	1,56,176	1,81,794
Germany	1,659	924	505	143	175	1,00,396	30,276	10,961	4,696	4,749
France	145	156	51	296	175	3,972	3,601	1,478	6,277	4,117
Japan	619	58	442	27	11	7,252	940	4,829	986	343

No. 10—*continued*

ARTICLES, AND COUNTRIES OF CONSIGNMENT; ALSO SHARE OF EACH PROVINCE	QUANTITY					VALUE				
	1932-33	1933-34	1934-35	1935-36	1936-37	1932-33	1933-34	1934-35	1935-36	1936-37
						R	R	R	R	R
Soap—*concluded.*										
Other sorts (III. U)—continued	Cwts.	Cwts.	Cwts.	Cwts.	Cwts.					
United States of America—*Vid* Atlantic Coast	133	48	88	54	18	12,014	3,092	1,333	1,926	1,163
„ Pacific „	..	12	..	..	..	..	190	..	..	..
Other Foreign Countries	31	37	329	48	76	697	3,432	5,668	1,158	2,371
TOTAL FOREIGN COUNTRIES	2,687	1,235	1,860	568	455	1,24,811	41,537	24,264	15,043	12,743
Share of Bengal	*2,349*	*2,539*	*1,119*	*1,863*	*1,173*	*76,500*	*68,525*	*26,410*	*57,293*	*38,078*
„ *Bombay*	*3,328*	*1,981*	*1,854*	*1,402*	*1,765*	*1,45,483*	*71,081*	*50,693*	*42,642*	*52,696*
„ *Sind*	*319*	*918*	*340*	*1,034*	*630*	*37,196*	*34,253*	*39,033*	*39,349*	*26,333*
„ *Madras*	*454*	*284*	*378*	*471*	*433*	*18,774*	*9,767*	*10,777*	*13,568*	*11,733*
„ *Burma*	*349*	*751*	*742*	*795*	*701*	*28,783*	*16,369*	*17,586*	*18,367*	*15,797*
TOTAL	7,799	6,523	4,983	5,615	4,692	3,07,036	1,99,995	1,44,499	1,71,219	1,44,537
Total of Soap—	Cwts.	Cwts.	Cwts.	Cwts.	Cwts.					
United Kingdom (*including* Channel Islands)	246,063	284,210	174,635	42,162	30,676	69,59,262	68,59,468	53,09,321	27,46,558	20,29,794
Ceylon (*excluding* Maldives)	146	57	59	57	27	7,610	4,817	1,942	5,687	1,132
Straits Settlements	16,881	9,606	1,365	359	119	2,40,858	1,18,879	23,567	8,627	4,128
Commonwealth of Australia	1,405	1,095	591	584	900	38,464	35,765	13,425	11,402	18,027
Other British Possessions	227	112	25	5	96	5,722	2,431	571	383	2,769
TOTAL BRITISH EMPIRE	266,762	245,080	176,695	43,117	31,818	72,51,911	65,21,360	53,48,826	27,72,657	20,55,870
Denmark	180	89	58	35	32	9,424	2,761	1,485	1,112	1,118
Germany	2,298	1,448	1,145	694	505	1,45,278	70,244	60,334	43,269	37,080
Netherlands	338	206	88	11	16	11,763	5,831	1,807	918	700
France	17,507	12,373	5,864	3,118	1,810	2,92,881	1,90,052	92,280	56,431	34,920
Italy (*including* Fiume)	272	198	248	23	11	5,996	3,405	4,047	630	811
Austria	172	170	126	6	7	12,207	13,859	3,117	520	879
Java	98	248	784	352	337	6,028	10,875	22,137	13,237	12,660
Japan	4,008	38,848	15,710	7,085	7,266	94,851	5,96,227	3,18,250	1,48,068	1,42,161
United States of America—										
Vid Atlantic Coast	4,581	4,503	5,752	5,038	5,664	4,25,184	4,11,495	4,53,668	3,88,289	3,94,458
„ Pacific „	..	177	124	6	34	103	2,681	9,451	524	1,227
Other Foreign Countries	125	83	278	92	92	7,321	3,072	5,390	1,611	3,158
TOTAL FOREIGN COUNTRIES	29,579	58,333	30,112	16,460	15,774	10,10,961	13,16,002	9,71,972	6,54,604	6,29,762
Share of Bengal	*33,887*	*42,443*	*29,662*	*17,701*	*16,841*	*13,36,426*	*12,56,226*	*12,07,930*	*9,69,970*	*8,31,960*
„ *Bombay*	*111,627*	*115,293*	*79,340*	*14,016*	*11,003*	*26,18,141*	*25,44,706*	*13,79,099*	*8,48,000*	*7,31,261*
„ *Sind*	*36,758*	*39,808*	*33,330*	*12,134*	*8,968*	*12,30,126*	*13,26,714*	*11,93,379*	*6,66,018*	*4,47,630*
„ *Madras*	*45,360*	*43,147*	*32,430*	*10,310*	*8,536*	*16,43,399*	*14,34,402*	*13,46,307*	*7,19,206*	*5,25,091*
„ *Burma*	*68,809*	*62,732*	*31,445*	*4,856*	*3,944*	*14,34,781*	*12,75,314*	*7,92,993*	*2,24,067*	*1,49,690*
TOTAL	296,341	303,413	206,807	59,517	47,592	82,62,872	78,37,362	63,20,798	34,27,261	26,85,632
Specimens illustrative of natural science (I. S)—										
United Kingdom—(*including* Channel Islands)	—	—	—	—	—	11,896	17,267	13,360	7,098	6,682
Other British Possessions	—	—	—	—	—	882	488	1 956	374	442
TOTAL BRITISH EMPIRE	—	—	—	—	—	12,778	17,750	15,316	7,472	7,124
Germany	—	—	—	—	—	12,175	11,687	30,137	13,090	13,699

No. 10—*continued*

ARTICLES AND COUNTRIES OF CONSIGNMENT; ALSO SHARE OF EACH PROVINCE	QUANTITY					VALUE				
	1932-33	1933-34	1934-35	1935-36	1936-37	1932-33	1933-34	1934-35	1935-36	1936-37
						R	R	R	R	R
Specimens illustrative of natural science (H. S)—*continued*										
Egypt	—	—	—	—	—	..	..	..	8,000	..
Other Foreign Countries	—	—	—	—	—	4,443	4,686	10,806	5,120	6,029
TOTAL FOREIGN COUNTRIES	—	—	—	—	—	16,618	16,328	40,942	26,210	19,728
Share of Bengal	—	—	—	—	—	*3,197*	*5,679*	*7,678*	*7,205*	*6,077*
,, *Bombay*	—	—	—	—	—	*16,188*	*16,196*	*17,377*	*17,503*	*6,953*
,, *Sind*	—	—	—	—	—	*1,407*	*5,454*	*22,705*	*6,035*	*6,604*
,, *Madras*	—	—	—	—	—	*2,832*	*6,681*	*3,242*	*2,344*	*5,434*
,, *Burma*	—	—	—	—	—	*772*	*233*	*257*	*590*	*1,785*
TOTAL	—	—	—	—	—	29,396	34,073	56,259	33,682	26,852
Spices—										
Betelnuts (I. F)—	Cwts.	Cwts.	Cwts.	Cwts.	Cwts.					
Ceylon (*excluding* Maldives)	99,069	87,257	74,693	82,724	118,833	17,35,383	14,77,258	10,35,882	9,47,409	13,28,403
Straits Settlements	995,156	1,071,065	1,223,275	1,218,286	1,346,026	99,53,357	87,15,177	96,14,466	86,55,063	1,08,28,006
Federated Malay States	49	942	1,175	..	5	579	6,614	7,766	..	51
Hongkong	866	5,703	..	1,152	88	3,418	28,403	..	5,568	416
Zanzibar and Pemba	161	..	..	6	2,278	1,673	..	..	94	22,599
Other British Possessions	1	415	..	..	..	20	2,489	2	4	..
TOTAL BRITISH EMPIRE	1,096,202	1,165,382	1,299,143	1,302,168	1,467,230	1,16,94,430	1,02,29,941	1,06,57 616	96,08,138	1,21,79,480
Sumatra	..	5,642	3,267	1,885	6,049	..	41,001	17,957	11,244	38,447
Java	17,179	23,324	17,842	18,419	26,020	1,76,861	1,87,459	2,07,199	90,279	2,22,906
Siam	57	..	..	1,860	2,355	344	..	..	9,424	14,019
China (*exclusive* of Hongkong and Macao)	3,899	..	723	160	94	22,281	..	3,891	1,100	299
Other Foreign Countries	12	60	10	..	..	193	379	115	..	..
TOTAL FOREIGN COUNTRIES	21,147	29,026	21,842	17,274	34,518	1,98,679	2,28,889	2,29,162	1,12,047	2,75,671
Share of Bengal	*585,692*	*660,205*	*767,853*	*759,847*	*861,033*	*53,96,742*	*51,25,184*	*52 35,723*	*47,14,722*	*59,74,060*
,, *Bombay*	*261,646*	*204,523*	*190,779*	*222,221*	*253,956*	*23,33,464*	*18,45,788*	*15,35,272*	*19,03,947*	*23,49,886*
,, *Sind*	*2,609*	*1,106*	*540*	*722*	*5,512*	*25,295*	*7,009*	*3,543*	*6,468*	*69,903*
,, *Madras*	*238,366*	*237,703*	*263,068*	*233,030*	*273,794*	*31,94,164*	*28,53,057*	*33,81,439*	*23,35,234*	*33,10,906*
,, *Burma*	*89,038*	*70,871*	*93,745*	*103,622*	*97,447*	*9,33,444*	*5,96,592*	*6,80,801*	*7,59,819*	*7,59,446*
TOTAL	1,117,349	1,194,408	1,320,985	1,319,442	1,501,748	1,18,93,109	1,04,58,780	1,06,86,778	97,20,185	1,24,55,151
Cardamoms (I. F)—	Cwts.	Cwts.	Cwts.	Cwts.	Cwts.					
Ceylon (*excluding* Maldives)	186	44	24	18	27	18,016	3,981	1,787	1,817	4,548
Hongkong	119	70	36	16	9	6,313	5,499	1,890	594	420
Other British Possessions	2	2	..	..	21	273	63	..	2	750
TOTAL BRITISH EMPIRE	307	116	60	34	57	24,602	9,543	3,677	2,413	5,718
China (*exclusive* of Hongkong and Macao)	671	575	902	640	162	39,019	30,832	23,204	27,297	6,890
Other Foreign Countries	..	..	..	..	..	35	..	..	..	..
TOTAL FOREIGN COUNTRIES	671	575	902	640	162	39,054	30,832	23,204	27,297	6,890
Share of Bengal	*87*	*79*	*701*	*41*	*23*	*4,406*	*5,933*	*13 093*	*1,446*	*795*
,, *Bombay*	*307*	*44*	*58*	*20*	*52*	*24,562*	*3,906*	*3,602*	*1,320*	*5,286*
,, *Sind*	..	..	..	*7*	..	*97*	*39*	..	*800*	..
,, *Madras*	*584*	*558*	*203*	*606*	*144*	*34,535*	*30,497*	*10,186*	*26,144*	*6,427*
TOTAL	978	691	962	674	219	63,656	40,375	26,881	29,710	12,608
Cassia (I. F)—	Cwts.	Cwts.	Cwts.	Cwts.	Cwts.					
Ceylon (*excluding* Maldives)	62	125	475	1,158	93	639	1,376	5,881	15,135	866
Straits Settlements	566	798	907	4,268	252	6,255	8,755	9,945	50,179	3,015
Hongkong	15,527	13,005	13,002	25,476	27,341	1,75,665	1,57,847	1,53,366	3,19,674	2,95,264
Other British Possessions	1	..	..	142	..	24	..	..	1,620	..
TOTAL BRITISH EMPIRE	16,156	13,928	14,414	31,089	27,686	1,82,583	1,67,978	1,69,192	3,86,608	2,99,085

No. 10--*continued*

ARTICLES, AND COUNTRIES OF CONSIGNMENT; ALSO SHARE OF EACH PROVINCE	QUANTITY					VALUE				
	1932-33	1933-34	1934-35	1935-36	1936-37	1932-33	1933-34	1934-35	1935-36	1936-37
						R	R	R	R	R
Spices—*continued*										
Cassia—continued	Cwts.	Cwts.	Cwts.	Cwts.	Cwts.					
Japan	70	..	477	507	40	710	..	4,157	6,325	372
China (*exclusive* of Hongkong and Macao)	42,608	54,132	53,803	55,556	58,387	5,08,500	6,07,916	5,81,396	6,19,622	5,46,836
Other Foreign Countries	..	..	..	76	1	..	..	90	524	9
TOTAL FOREIGN COUNTRIES	42,678	54,132	54,280	56,139	58,428	5,09,210	6,07,916	5,85,643	6,26,471	5,47,217
Share of Bengal	*19,396*	*24,225*	*24,468*	*28,562*	*25,633*	*2,04,660*	*2,93,199*	*2,53,512*	*2,84,105*	*2,14,438*
,, *Bombay*	*23,017*	*31,037*	*30,726*	*41,628*	*39,136*	*3,57,812*	*3,52,407*	*3,68,043*	*5,30,086*	*4,24,588*
,, *Sind*	*5,807*	*6,235*	*7,607*	*8,175*	*11,871*	*58,942*	*58,622*	*72,937*	*98,826*	*1,16,804*
,, *Madras*	*4,345*	*5,858*	*5,301*	*7,617*	*7,768*	*53,021*	*63,147*	*53,223*	*85,158*	*73,450*
,, *Burma*	*1,369*	*705*	*592*	*1,196*	*1,706*	*17,458*	*8,519*	*7,115*	*14,904*	*17,022*
TOTAL	53,934	68,060	68,694	87,178	86,114	6,91,793	7,75,894	7,54,835	10,13,079	8,46,302
Chillies (I. F) —	Cwts.	Cwts.	Cwts.	Cwts.	Cwts.					
Straits Settlements	..	237	..	7	19	12	5,978	..	148	295
Other British Possessions	313	232	18	21	2	3,914	3,774	397	234	33
TOTAL BRITISH EMPIRE	313	469	18	28	21	3,926	9,752	397	382	328
Siam	..	..	745	..	..	..	1	8,099	5	..
Other Foreign Countries	8	..	4	18	2	185	..	66	316	23
TOTAL FOREIGN COUNTRIES	8	..	749	18	2	185	1	8,765	321	23
Share of Bengal	..	..	*1*	..	..	..	..	*60*	..	..
,, *Bombay*	*8*	*2*	*14*	*18*	*2*	*185*	*12*	*247*	*316*	*24*
,, *Sind*	..	..	*1*	*1*	*1*	..	..	*15*	*19*	*11*
,, *Madras*	*312*	*465*	*746*	*20*	*1*	*3,897*	*9,716*	*8,719*	*220*	*21*
,, *Burma*	*1*	*2*	*5*	*7*	*19*	*29*	*25*	*121*	*155*	*295*
TOTAL	321	469	767	46	23	4,111	9,753	9,162	708	351
Cinnamon (I. F)—	Cwts.	Cwts.	Cwts.	Cwts.	Cwts.					
TOTAL BRITISH EMPIRE	7	6	8	28	1	1,187	972	1,080	720	269
TOTAL FOREIGN COUNTRIES	..	..	..	2	..	140	..	254	381	25
Share of Bengal	..	..	..	*2*	..	..	..	..	*23*	..
,, *Bombay*	..	..	..	..	..	*4*	..	..	..	..
,, *Madras*	*5*	*5*	*3*	*26*	*1*	*127*	*129*	*57*	*305*	*32*
,, *Burma*	*2*	*1*	*5*	*2*	..	*1,196*	*843*	*1,277*	*774*	*272*
TOTAL	7	6	8	30	1	1,327	972	1,334	1,101	294
Cloves (I. F)—	Cwts.	Cwts.	Cwts.	Cwts.	Cwts.					
United Kingdom (*including* Channel Islands)	143	100	1,196	1,886	2,874	3,350	1,007	11,752	42,799	29,501
Aden and Dependencies	32	876	5	..	50	2,000	37,464	205	..	400
Ceylon (*excluding* Maldives)	419	144	1,986	368	220	15,736	4,673	83,309	11,198	8,182
Straits Settlements	6	..	4	7	384	316	2	166	261	16,162
Union of South Africa	..	..	..	..	196	..	..	..	..	9,035
Zanzibar and Pemba	61,131	70,288	78,917	61,539	62,042	33,80,495	33,60,395	29,26,847	20,85,558	25,41,302
Kenya Colony	..	32	794	23	..	..	960	20,858	129	..
Tanganyika Territory	140	..	..	..	..	5,702	..	..	..	..
Other British Possessions	1	1	..	1	..	34	33	16	48	..
TOTAL BRITISH EMPIRE	61,872	71,386	77,902	63,819	65,766	34,05,633	34,04,534	30,52,153	21,39,988	26,04,672
Germany	6,897	5,104	5,035	6,334	5,386	58,842	30,811	31,381	33,043	43,837
Netherlands	..	..	..	..	1,109	..	..	..	..	11,888
France	..	20	47	88	690	..	625	1,640	3,110	27,460
Java	..	..	..	642	2,547	9	..	..	28,420	72,389
Egypt	..	41	92	126	..	..	1,657	3,080	5,040	..
Madagascar and Kerguelen	192		215	2,645	21,510	11,400	..	7,888	1,07,368	10,59,383

No 10—*continued*

ARTICLES, AND COUNTRIES OF CONSIGNMENT; AL SHARE OF EACH PROVI CI	QUANTITY					VALUE				
	1932-33	1933-34	1934-35	1935-36	1936-37	1932-33	1933-34	1934-35	1935-36	1936-37
Spices—*continued*						R	R	R	R	R
Cloves (I. F)—continued	Cwts.	Cwts.	Cwts.	Cwts.	Cwts.					
Other Foreign Countries	100	212	..	1	1,298	2,820	4,317	..	15	8,940
TOTAL FOREIGN COUNTRIES	6,689	5,377	6,289	9,636	32,540	73,071	37,310	44,589	1,76,996	12,23,897
Share of Bengal	*16,766*	*17,000*	*23,978*	*17,405*	*21,369*	*7,65,672*	*7,06,305*	*8,26,104*	*4,87,842*	*7,82,056*
,, *Bombay*	*49,703*	*57,744*	*58,408*	*53,898*	*71,667*	*26,29,537*	*26,63,990*	*21,78,704*	*17,40,597*	*27,36,384*
,, *Sind*	*62*	*31*	*73*	..	*17*	*1,514*	*937*	*1,613*	*1*	*545*
,, *Madras*	*2,006*	*1,981*	*2,731*	*2,344*	*5,370*	*33,838*	*62,855*	*90,218*	*88,232*	*2,56,488*
,, *Burma*	*34*	*7*	*1*	*8*	*83*	*1,113*	*267*	*108*	*313*	*3,096*
TOTAL	68,561	76,763	84,191	73,655	98,306	34,81,704	34,41,844	30,96,742	23,16,984	38,28,569
Ginger (I. F)—	Cwts.	Cwts.	Cwts.	Cwts.	Cwts.					
Straits Settlements	..	2	500	153	357	..	25	10,365	4,113	9,692
Hongkong	..	..	442	1,215	2,556	..	..	9,385	22,757	63,946
Kenya Colony	..	..	..	195	..	..	..	..	5,556	..
Other British Possessions	1	..	63	36	43	30	4	1,015	1,100	630
TOTAL BRITISH EMPIRE	1	2	1,005	1,599	2,956	30	29	20,765	33,526	74,268
Java	..	..	..	..	220	..	..	..	..	7,405
Japan	752	1,267	11,937	6,639	9,514	18,472	23,241	2,07,926	1,75,757	3,26,300
China (*exclusive* of Hongkong and Macao)	..	2	..	1,757	3,559	..	22	..	23,548	75,335
Egypt	..	..	..	..	12	..	..	..	..	250
United States of America—										
Vid Atlantic Coast	..	..	..	..	265	..	..	..	..	10,162
TOTAL FOREIGN COUNTRIES	752	1,269	11,937	8,396	13,569	18,472	23,263	2,07,926	1,99,305	4,19,452
Share of Bengal	*251*	*327*	*1,245*	*2,835*	*6,615*	*4,502*	*6,423*	*22,647*	*44,036*	*1,59,869*
,, *Bombay*	*501*	*942*	*11,539*	*6,898*	*9,020*	*13,971*	*16,840*	*2,03,817*	*1,82,621*	*3,62,393*
,, *Sind*	..	..	..	..	*2*	..	..	..	..	*117*
,, *Madras*	..	..	..	*195*	*351*	*10*	*4*	*1*	*5,659*	*30,499*
,, *Burma*	*1*	*2*	*158*	*23*	*37*	*19*	*25*	*2,226*	*615*	*342*
TOTAL	753	1,271	12,942	9,995	16,525	18,502	23,292	2,28,691	2,32,931	4,93,720
Nutmegs (I. F)—	Cwts.	Cwts.	Cwts.	Cwts.	Cwts.					
Ceylon (*excluding* Maldives)	287	434	583	727	648	4,426	8,286	9,391	13,539	11,017
Straits Settlements	8,178	8,663	9,945	8,229	8,710	3,11,965	2,82,288	2,31,807	2,44,390	2,68,821
Other British Possessions	13	6	6	3	..	584	252	204	128	66
TOTAL BRITISH EMPIRE	8,478	9,103	10,534	8,959	9,358	3,16,925	2,90,776	2,41,402	2,58,057	2,79,904
Java	273	239	110	323	101	6,855	5,464	1,930	6,563	2,984
Other Foreign Countries	1	24	172	15	..	23	690	3,463	428	..
TOTAL FOREIGN COUNTRIES	274	263	282	338	101	6,858	6,154	5,393	6,991	2,984
Share of Bengal	*2,333*	*2,414*	*4,342*	*2,622*	*2,956*	*74,980*	*64,852*	*87,230*	*61,882*	*76,730*
,, *Bombay*	*4,557*	*4,914*	*4,379*	*4,530*	*4,282*	*1,94,522*	*1,76,460*	*1,53,376*	*1,45,282*	*1,58,125*
,, *Sind*	*40*	*58*	*114*	*55*	*76*	*1,071*	*1,012*	*1,662*	*1,639*	*1,966*
,, *Madras*	*783*	*938*	*979*	*892*	*860*	*23,563*	*25,042*	*22,630*	*22,661*	*21,731*
,, *Burma*	*1,036*	*1,042*	*1,002*	*1,198*	*1,285*	*29,647*	*29,564*	*27,488*	*33,584*	*30,344*
TOTAL	8,747	9,366	10,816	9,297	9,459	3,23,788	2,96,980	2,46,795	2,65,048	2,82,888
Pepper (I. F)—	Cwts.	Cwts.	Cwts.	Cwts.	Cwts					
United Kingdom (*including* Channel Islands)	45	46	21	23	24	5,750	5,054	3,035	2,072	3,724
Palestine	..	..	..	..	364	..	..	..	..	5,760
Ceylon (*excluding* Maldives)	41	208	37	86	82	1,540	7,179	952	1,478	1,029
Straits Settlements	10,248	7,714	2,984	36,831	9,352	4,88,816	2,40,175	76,668	7,61,786	1,81,732
Other British Possessions	56	74	101	80	74	2,138	2,482	3,575	2,151	1,903
TOTAL BRITISH EMPIRE	10,390	8,042	3,093	37,019	9,896	4,98,244	2,51,890	84,230	7,68,387	1 94,148

No. 10 --*continued*

ARTICLES, AND COUNTRIES OF CONSIGNMENT; ALSO SHARE OF EACH PROVINCE	QUANTITY					VALUE				
	1932-33	1933-34	1934-35	1935-36	1936-37	1932-33	1933-34	1934-35	1935-36	1936-37
Spices—continued										
Pepper (I. F)—continued	Cwts.	Cwts.	Cwts.	Cwts.	Cwts.	R	R	R	R	R
Java	2,351	3,471	3,257	92,745	29,085	81,249	91,060	66,146	16,46,744	4,81,560
Egypt	..	..	..	193	..	..	..	..	5,360	..
Other Foreign Countries	..	1	..	2	25	..	75	6	28	420
TOTAL FOREIGN COUNTRIES	2,351	3,472	3,257	92,940	29,110	81,249	92,035	66,152	16,52,132	4,81,980
Share of Bengal	*3,785*	*4,367*	*3,611*	*10,989*	*8,031*	*1,37,586*	*1,21,707*	*77,811*	*1,72,566*	*1,35,141*
" *Bombay*	*8,237*	*6,374*	*2,152*	*1,12,524*	*29,293*	*4,11,238*	*2,00,618*	*58,472*	*21,20,639*	*5,07,956*
" *Sind*	*53*	*39*	..	*5,539*	*608*	*2,092*	*689*	..	*1,05,134*	*10,184*
" *Madras*	*226*	*220*	*144*	*351*	*616*	*11,439*	*8,340*	*4,446*	*10,110*	*11,221*
" *Burma*	*440*	*521*	*443*	*556*	*458*	*17,138*	*15,671*	*9,843*	*12,071*	*11,655*
TOTAL	12,741	11,514	6,350	129,950	39,006	5,79,493	5,46,925	1,50,372	24,20,519	6,76,128
Other sorts (I. F)—	Cwts.	Cwts.	Cwts.	Cwts.	Cwts.					
Ceylon (*excluding* Maldives)	48	21	25	61	76	2,574	1,707	1,572	5,065	7,289
Straits Settlements	1,405	1,753	1,320	1,868	4,702	1,59,240	1,56,032	1,26,281	1,53,550	1,49,329
Other British Possessions	159	3	67	97	4	3,044	426	2,457	3,140	244
TOTAL BRITISH EMPIRE	1,612	1,777	1,412	2,021	4,782	1,64,818	1,58,165	1,30,310	1,61,755	1,56,862
Java	15	89	..	..	4	1,651	6,820	..	..	471
Japan	2,017	810	1,644	1,631	1,351	24,598	6,961	14,086	15,285	22,119
Other Foreign Countries	46	2	94	7	..	1,238	109	3,182	56	3
TOTAL FOREIGN COUNTRIES	2,078	901	1,738	1,638	1,395	27,487	13,890	17,268	15,341	22,593
Share of Bengal	*281*	*350*	*262*	*373*	*3,696*	*25,406*	*34,565*	*25,721*	*32,415*	*31,281*
" *Bombay*	*2,966*	*1,355*	*2,433*	*2,622*	*2,063*	*1,25,883*	*1,07,394*	*83,865*	*99,444*	*99,362*
" *Sind*	*1*	*6*	*9*	*3*	*2*	*146*	*688*	*858*	*265*	*131*
" *Madras*	*305*	*344*	*309*	*526*	*339*	*30,706*	*21,552*	*26,135*	*33,555*	*33,396*
" *Burma*	*137*	*123*	*137*	*135*	*177*	*10,199*	*7,856*	*10,999*	*11,417*	*15,285*
TOTAL	3,690	2,678	3,150	3,659	6,177	1,92,345	1,72,055	1,47,578	1,77,096	1,79,455
Total of Spices—	Cwts.	Cwts.	Cwts.	Cwts.	Cwts.					
United Kingdom (*including* Channel Islands)	216	147	1,207	1,054	2,926	9,988	6,276	17,727	48,863	38,968
Palestine	..	..	..	..	364	..	..	..	..	5,760
Aden and Dependencies	38	876	44	..	50	2,023	37,500	1,607	..	423
Ceylon (*excluding* Maldives)	101,328	88,469	77,756	85,167	119,981	17,82,385	15,08,290	11,38,346	9,95,951	13,61,322
Straits Settlements	1,015,560	1,090,234	1,238,886	1,269,656	1,369,823	1,09,21,013	94,08,680	1,00,69,794	98,69,751	1,14,57,802
Federated Malay States	66	947	1,185	147	5	1,584	6,929	8,251	1,918	51
Hongkong	16,638	18,780	13,625	27,947	29,994	1,87,242	1,92,430	1,65,993	3,50,019	3,60,274
Union of South Africa	1	..	..	..	196	20	..	..	4	9,035
Zanzibar and Pemba	61,847	70,310	73,990	61,625	64,394	33,84,343	33,63,013	29,29,172	20,87,783	25,65,856
Kenya Colony	..	32	794	218	..	..	960	29,858	5,685	15
Tanganyika Territory	148	..	..	..	..	6,802	..	..	..	..
Other British Possessions	1	416	2	..	20	18	2,502	64	..	228
TOTAL BRITISH EMPIRE	1,195,838	1,270,211	1,407,589	1,446,714	1,587,753	1,62,95,418	1,45,26,580	1,43,60,812	1,38,59,974	1,57,94,734
Germany	6,397	5,104	5,985	6,384	5,886	58,842	30,811	31,887	33,043	48,837
Netherlands	..	..	86	..	1,109	..	..	2,312	8	11,888
France	20	20	47	88	690	436	625	1,640	3,110	27,460
Sumatra	..	5,642	3,267	1,885	6,074	..	41,001	17,957	11,241	38,867
Java	19,818	27,123	21,211	107,129	57,988	2,65,605	2,91,708	2,75,309	17,72,006	7,87,735
Siam	57	..	745	1,936	2,355	344	1	8,039	9,953	14,019
China (*exclusive* of Hongkong and Macão)	47,178	54,709	55,432	58,122	62,202	5,60,941	6,38,770	6,03,884	6,72,004	6,29,835

No. 10—*continued*

ARTICLES, AND COUNTRIES OF CONSIGNMENT; ALSO SHARE OF EACH PROVINCE	QUANTITY					VALUE				
	1932-33	1933-34	1934-35	1935-36	1936-37	1932-33	1933-34	1934-35	1935-36	1936-37
Spices—concluded						R	R	R	R	R
Total Spices—continued	Cwts.	Cwts.	Cwts.	Cwts.	Cwts.					
Japan	2,839	2,077	14,121	8,795	10,946	43,815	30,202	2,27,900	1,97,688	3,48,803
Egypt	..	41	92	319	12	..	1,657	3,682	10,400	250
Madagascar and Kerguelen	192	..	215	2,645	21,510	11,400	..	7,800	1,97,368	10,59,383
United States of America—*Vid* Atlantic Coast	89	206	..	1	797	2,100	4,000	2	15	14,935
,, Pacific ,,	..	..	..	..	..	..	..	4	..	..
Other Foreign Countries	58	93	76	17	756	1,922	1,470	2,290	448	4,170
TOTAL FOREIGN COUNTRIES	76,648	95,015	101,276	187,221	169,825	9,54,405	10,40,240	11,88,356	28,17,282	29,80,732
Share of Bengal	*628,491*	*703,967*	*825,461*	*822,726*	*929,156*	*66,13,854*	*63,58,618*	*65,71,910*	*57,99,035*	*73,76,371*
,, *Bombay*	*295,942*	*307,435*	*300,488*	*464,358*	*414,471*	*60,96,189*	*53,67,315*	*45,60,393*	*67,24,252*	*66,19,064*
,, *Sind*	*8,572*	*7,468*	*8,344*	*14,502*	*13,095*	*89,157*	*89,596*	*80,623*	*2,13,140*	*1,99,623*
,, *Madras*	*246,932*	*268,032*	*273,484*	*245,607*	*294,644*	*34,35,350*	*31,11,939*	*35,96,454*	*26,07,778*	*37,44,161*
,, *Burma*	*92,044*	*73,274*	*96,088*	*106,747*	*101,212*	*10,15,273*	*6,59,352*	*7,39,778*	*3,33,051*	*3,38,251*
TOTAL	1,271,981	1,365,226	1,508,865	1,633,935	1,757,578	1,72,49,823	1,55,66,820	1,55,49,168	1,61,27,256	1,87,75,466
Starch, Dextrine and Farina—										
***Starch (III. U)*—**	Cwts.	Cwts.	Cwts.	Cwts.	Cwts.					
United Kingdom (*including* Channel Islands)	2,911	3,092	3,864	1,182	1,260	49,916	52,498	48,117	33,939	32,077
Other British Possessions	35	716	4	..	23	175	3,233	87	..	148
TOTAL BRITISH EMPIRE	2,946	3,808	3,868	1,182	1,283	50,091	55,731	48,204	33,939	32,225
Germany	18,188	29,082	64,126	84,359	122,249	1,26,711	1,79,482	4,39,738	5,76,704	8,30,329
Netherlands	39,260	26,896	35,222	66,654	94,055	4,47,182	3,27,787	4,32,447	6,00,198	7,80,127
Belgium	33,532	27,728	26,219	36,284	15,474	2,47,901	1,79,763	1,97,687	2,89,773	1,04,822
France	125	..	3,230	3,973	1,331	1,356	..	29,712	30,583	10,036
Italy (*including* Fiume)	445	660	80	170	..	6,373	8,697	1,025	2,008	..
Hungary	..	443	..	615	590	..	5,864	..	5,534	5,991
Yugo-slavia (Kingdom of the Serbs, Croats and Slovenes)	..	..	..	854	1,502	..	..	..	7,758	13,649
Java	1,055	..	4	..	3,648	6,592	..	20	..	20,156
Japan	20	192	35,169	3,049	67	587	1,637	2,17,620	19,715	840
Egypt	..	..	4,573	..	..	..	..	23,556	..	..
United States of America—*Vid* Atlantic Coast	45,971	91,208	57,758	30,788	11,480	3,92,397	5,93,382	4,08,188	2,17,270	85,319
Other Foreign Countries	165	..	201	432	..	2,458	8	1,408	3,024	..
TOTAL FOREIGN COUNTRIES	138,761	176,209	226,582	227,128	250,396	12,31,552	12,96,565	17,51,401	17,01,562	18,51,268
Share of Bengal	*66,116*	*83,966*	*81,197*	*111,013*	*100,564*	*5,75,229*	*5,96,268*	*6,09,290*	*7,89,082*	*7,46,576*
,, *Bombay*	*72,968*	*91,849*	*139,874*	*107,356*	*140,640*	*6,72,028*	*7,14,403*	*11,06,478*	*8,62,790*	*10,48,03*[illegible]
,, *Sind*	*957*	*1,430*	*2,396*	*2,766*	*2,630*	*13,525*	*15,484*	*21,736*	*24,551*	*23,654*
,, *Madras*	*1,472*	*2,261*	*1,309*	*6,972*	*7,344*	*16,457*	*18,210*	*53,123*	*54,361*	*57,798*
,, *Burma*	*194*	*511*	*174*	*203*	*511*	*4,404*	*7,946*	*3,978*	*4,717*	*7,431*
TOTAL	141,707	180,017	230,450	228,310	251,679	12,81,643	13,52,296	17,99,605	17,35,501	18,83,494
***Farina and potato flour (III. U)*—**	Cwts.	Cwts.	Cwts.	Cwts.	Cwts.					
United Kingdom (*including* Channel Islands)	632	1,325	16,621	11,740	789	5,249	10,208	1,13,954	84,528	6,871
Tanganyika Territory	..	..	..	..	66	..	..	..	..	385
TOTAL BRITISH EMPIRE	632	1,325	16,621	11,740	855	5,249	10,208	1,13,954	84,528	7,256
Poland (*including* Danzig)	..	1,575	6,425	15,837	1,281	..	12,511	48,166	1,12,811	9,337
Germany	888	1,631	661	994	2,281	5,669	12,909	4,748	7,602	16,814
Netherlands	88,888	78,565	53,190	57,981	82,136	6,70,182	5,45,081	4,16,070	4,40,826	6,22,038
Belgium	1,758	3,948	1,207	2,688	50	11,996	18,628	7,459	20,269	359
Japan	..	667	11,253	692	148	..	4,690	70,783	4,179	1,651
Other Foreign Countries	..	120	10	394	..	..	827	610	2,862	..
TOTAL FOREIGN COUNTRIES	90,979	81,526	72,746	78,586	85,896	6,87,847	5,94,646	5,47,831	5,86,549	6,50,197

No. 10—*continued*

ARTICLES, AND COUNTRIES OF CONSIGNMENT; ALSO SHARE OF EACH PROVINCE	QUANTITY					VALUE				
	1932-33	1933-34	1934-35	1935-36	1936-37	1932-33	1933-34	1934-35	1935-36	1936-37
						R	R	R	R	R
Starch, Dextrine and Farina—*continued*										
Farina and potato flour (III.U)—continued	Cwts.	Cwts.	Cwts.	Cwts.	Cwts.					
Share of Bengal	*5,782*	*6,777*	*5,695*	*5,713*	*6,522*	*56,169*	*48,280*	*43,675*	*42,437*	*51,601*
,, *Bombay*	*83,532*	*75,045*	*83,265*	*83,084*	*77,880*	*6,18,685*	*5,47,410*	*6,13,683*	*6,18,622*	*5,86,697*
,, *Sind*	*447*	*163*	*108*	*20*	..	*4,397*	*1,615*	*1,170*	*213*	..
,, *Madras*	*1,620*	*866*	*379*	*1,459*	*2,349*	*13,845*	*7,449*	*3,200*	*11,805*	*19,103*
,, *Burma*	..	..	*10*	..	..	..	..	*157*	..	..
TOTAL	91,611	82,851	89,367	90,276	86,751	6,93,096	6,04,854	6,61,785	6,73,077	6,57,401
Sago flour (III. U)—	Cwts.	Cwts.	Cwts.	Cwts.	Cwts.					
United Kingdom (*including* Channel Islands)	1,502	736	1,006	1,000	1,714	12,241	5,152	8,330	8,601	15,362
Straits Settlements	257,977	269,077	250,825	305,841	310,478	12,07,196	11,25,460	10,59,693	13,91,467	15,74,480
Other British Possessions	165	..	282	808	102	1,869	..	1,093	5,115	634
TOTAL BRITISH EMPIRE	259,674	269,813	252,113	307,149	312,294	12,21,306	11,30,612	10,69,116	14,05,183	15,90,476
Java	8,714	434	4	315	..	48,299	1,878	20	1,545	..
Other Foreign Countries	522	1,082	805	480	..	2,333	4,233	3,236	2,421	..
TOTAL FOREIGN COUNTRIES	9,236	1,516	809	795	..	50,632	6,111	3,256	3,966	..
Share of Bengal	*37,394*	*40,510*	*54,362*	*65,070*	*53,309*	*2,07,100*	*1,77,786*	*2,46,091*	*3,07,697*	*4,51,341*
,, *Bombay*	*199,529*	*204,356*	*168,723*	*213,246*	*203,437*	*8,96,897*	*8,37,759*	*6,84,663*	*9,42,135*	*9,88,464*
,, *Sind*	*66*	..	*36*	..	*20*	*281*	..	*143*	..	*94*
,, *Madras*	*31,921*	*26,424*	*29,633*	*28,816*	*25,154*	*1,67,660*	*1,20,997*	*1,40,595*	*1,55,317*	*1,48,641*
,, *Burma*	..	*39*	*168*	*813*	*374*	..	*181*	*875*	*4,000*	*1,936*
TOTAL	268,910	271,329	252,922	307,944	312,294	12,71,938	11,36,723	10,72,372	14,09,149	15,90,476
Dextrine (III. U)—	Cwts.	Cwts.	Cwts.	Cwts.	Cwts.					
United Kingdom (*including* Channel Islands)	160	21	16	301	244	2,240	385	418	5,929	5,323
Germany	1,146	3,206	11,097	9,646	11,757	12,939	30,034	1,00,416	86,216	1,09,862
Netherlands	19,688	12,468	9,542	8,507	12,945	1,67,709	1,22,559	99,262	88,030	1,30,189
Czechoslovakia	584	..	--	..	..	5,956	..	..	..	..
Japan	235	273	8,593	12,285	4,104	2,609	3,265	68,775	1,12,662	37,995
United States of America—										
Vid Atlantic Coast	201	4,597	4,064	143	43	2,806	40,737	35,835	1,675	540
Other Foreign Countries	237	878	247	22	394	2,370	4,389	1,250	367	3,982
TOTAL FOREIGN COUNTRIES	22,036	21,617	33,543	30,603	29,243	1,94,389	2,00,984	3,05,538	2,88,950	2,82,568
Share of Bengal	*2,884*	*2,664*	*3,160*	*4,844*	*4,020*	*26,269*	*22,328*	*33,545*	*43,305*	*42,414*
,, *Bombay*	*18,779*	*18,488*	*29,524*	*25,190*	*24,836*	*1,63,990*	*1,63,809*	*2,63,822*	*2,38,197*	*2,39,178*
,, *Sind*	*440*	*155*	*527*	*638*	*421*	*5,040*	*1,528*	*5,069*	*6,941*	*4,198*
,, *Madras*	*81*	*127*	*207*	*312*	..	*548*	*1,224*	*1,896*	*7,202*	..
,, *Burma*	*69*	*4*	*141*	*20*	*210*	*782*	*480*	*1,624*	*234*	*2,106*
TOTAL	22,196	21,488	33,559	30,904	29,487	1,96,629	2,01,369	3,05,956	2,94,879	2,87,891
Total of Starch, Dextrine and Farina—	Cwts.	Cwts.	Cwts.	Cwts.	Cwts.					
United Kingdom (*including* Channel Islands)	5,295	5,174	21,507	14,223	4,007	69,646	68,248	1,70,819	1,32,997	59,633
Straits Settlements	257,977	269,758	250,827	305,841	310,478	12,07,196	11,28,471	10,59,759	13,91,467	15,74,480
Other British Possessions	140	35	284	808	191	2,044	222	1,114	5,115	1,115
TOTAL BRITISH EMPIRE	263,412	274,967	272,618	320,872	314,676	12,78,886	11,96,986	12,31,692	15,29,579	16,35,228

No. 10 —*continued*

ARTICLES, AND COUNTRIES OF CONSIGNMENT; ALSO SHARE OF EACH PROVINCE	QUANTITY					VALUE				
	1932-33	1933-34	1934-35	1935-36	1936-37	1932-33	1933-34	1934-35	1935-36	1936-37
						R	R	R	R	R
Starch, Dextrine and Farina—concluded										
Total of *Starch, Dextrine and Farina*—continued	Cwts.	Cwts.	Cwts.	Cwts.	Cwts.					
Poland (*including* Danzig)	..	1,575	6,626	16,237	1,231	..	12,511	49,574	1,15,555	9,[illegible]
Germany	20,172	33,910	75,684	94,999	136,287	1,45,319	2,22,425	5,44,897	6,70,522	9,[illegible]
Netherlands	147,326	112,924	97,054	133,093	189,136	12,85,073	9,95,427	9,47,779	11,29,054	15,[illegible]
Belgium	35,292	32,554	27,073	38,944	15,628	2,59,927	2,02,780	2,06,896	2,59,409	1,[illegible]
France	125	..	3 230	3,978	1,331	1,356	..	29,712	30,583	14,[illegible]
Italy (*including* Fiume)	445	660	80	170	..	6,873	8,697	1,025	2,008	..
Hungary	..	442	..	615	590	..	5,864	..	5,534	5,[illegible]
Czechoslovakia	659	..	..	..	..	7,661	..	..	..	..
Yugo-Slavia (Kingdom of the Serbs, Croats and Slovenes)	235	..	..	854	1,502	2,340	..	..	7,753	1[illegible]
Java	9,769	434	8	815	8,646	54,891	1,873	40	1,545	28,[illegible]
Japan	777	2,094	55,015	16,508	4,319	5,529	13,260	3,57,178	1,38,977	44,[illegible]
Egypt	..	..	4,578	197	..	..	..	23,556	1,284	..
United States of America—*Vid* Atlantic Coast	46,162	93,805	61,832	30,931	11,523	3,95,203	6,34,069	4,44,682	2,18,945	85,[illegible]
Other Foreign Countries	50	260	305	229	296	548	1,400	3,236	1,759	2,[illegible]
TOTAL FOREIGN COUNTRIES	261,012	280,668	333,680	337,062	365,535	21,64,420	20,98,306	26,08,026	25,83,027	27,84,[illegible]
Share of Bengal	*118,116*	*133,917*	*144,324*	*186,040*	*194,495*	*3,64,767*	*3,51,747*	*9,32,691*	*11,23,521*	*13,91,[illegible]*
„ *Bombay*	*375,091*	*389,738*	*420,356*	*423,376*	*446,793*	*23,51,600*	*22,63,381*	*26,68,651*	*26,61,744*	*31,42,[illegible]*
„ *Sind*	*1,919*	*1,748*	*3,067*	*3,434*	*3,071*	*23,243*	*18,627*	*28,118*	*30,765*	*27,30*
„ *Madras*	*35,044*	*29,678*	*37,593*	*38,059*	*34,847*	*1,98,510*	*1,47,830*	*2,03,814*	*2,23,815*	*1,[illegible]*
„ *Burma*	*263*	*554*	*493*	*1,035*	*1,096*	*5,186*	*3,697*	*6,634*	*8,961*	*11,[illegible]*
TOTAL	524,434	555,635	606,298	657,434	680,211	34,48,306	32,95,242	38,39,718	41,12,606	44,19,[illegible]
Stationery (*excluding paper*)—										
***Pencils* (excluding slate pencils) (*III. M*)—**	Dozens	Dozens	Dozens	Dozens	Dozens					
United Kingdom (*including* Channel Islands)	70,167	109,626	206,982	258,568	229,847	40,662	59,382	95,440	1,57,294	1,56,[illegible]
Gibraltar	13,907	..	..	..	..	7,859	..	..	..	..
Other British Possessions	91	366	22,051	4,589	6,853	37	139	1,310	471	1,[illegible]
TOTAL BRITISH EMPIRE	84,165	109,992	229,033	263,157	236,200	48,058	59,521	96,750	1,57,765	1,58,[illegible]
Germany	1,581,035	1,401,975	2,577,675	2,958,551	2,910,504	4,44,846	4,07,647	6,94,643	7,16,997	6,66,[illegible]
Netherlands	35,211	455	256	2,017	64	14,434	473	533	776	113
Italy (*including* Fiume)	21,195	20,551	7,891	138	1,267	4,288	5,116	2,209	100	266
Hungary	80,724	157,344	26,496	7,278	2,676	10,993	21,710	4,066	795	410
Czechoslovakia	37,719	36,198	45,463	14,123	14,141	30,561	37,572	44,943	6,579	8,166
Japan	4,654,109	2,528,335	794,288	2,517,517	1,842,621	2,26,716	1,58,548	73,631	1,33,727	1,21,049
United States of America—										
Vid Atlantic Coast	353,085	11,336	39,506	58,743	56,533	21,630	3,888	13,695	13,136	16,361
„ Pacific „	..	..	61	20	27	..	..	11	3	8
Other Foreign Countries	26,498	31,543	10,738	5,951	5,577	5,533	5,092	5,875	2,441	2,615
TOTAL FOREIGN COUNTRIES	6,789,571	4,188,252	3,502,324	5,564,338	4,833,410	7,58,701	6,34,996	3,39,611	8,74,554	8,18,162
Share of Bengal	*3,705,713*	*1,991,909*	*1,825,151*	*2,296,244*	*2,104,615*	*2,64,992*	*2,05,668*	*2,13,638*	*2,79,687*	*3,02,189*
„ *Bombay*	*1,307,591*	*1,181,800*	*1,136,518*	*1,688,498*	*1,284,592*	*1,54,231*	*1,92,604*	*3,42,607*	*3,67,684*	*2,90,515*
„ *Sind*	*668,915*	*378,465*	*400,786*	*513,057*	*598,171*	*1,56,475*	*96,953*	*1,17,241*	*1,18,723*	*1,19,716*
„ *Madras*	*755,180*	*406,647*	*654,997*	*955,850*	*746,076*	*1,36,214*	*1,24,002*	*1,72,685*	*1,59,604*	*1,59,383*
„ *Burma*	*391,337*	*339,423*	*313,905*	*368,846*	*386,156*	*95,797*	*76,300*	*90,095*	*76,621*	*85,815*
TOTAL	6,828,736	4,298,244	3,731,357	5,822,495	5,069,610	8,06,759	6,94,519	9,36,361	10,32,810	9,71,364
Other sorts (*III. M*)—										
United Kingdom (*including* Channel Islands)	—	—	—	—	—	32,48,298	35,16,420	31,20,609	36,02,341	33,19,094
Aden and Dependencies	—	—	—	—	—	94,807	..	124	..	10,500
Ceylon (*excluding* Maldives)	—	—	—	—	—	6,482	3,569	2,172	8,593	1,978

No. 10—*continued*

ARTICLES AND COUNTRIES OF CONSIGNMENT: ALSO SHARE OF EACH PROVINCE	Quantity					Value				
	1932-33	1933-34	1934-35	1935-36	1936-37	1932-33	1933-34	1934-35	1935-36	1936-37
						R	R	R	R	R
Stationery (*excluding* paper)—*continued*										
Other sorts (*III. M*)—continued										
Straits Settlements	—	—	—	—	—	9,391	7,249	7,057	6,183	4,670
Hongkong	—	—	—	—	—	9,152	9,597	11,902	10,930	12,160
Canada—										
Vid Atlantic Coast	—	—	—	—	—	8,452	7,039	2,962	1,721	2,818
„ Pacific „	—	—	—	—	—	5	620	..	10	..
Other British Possessions	—	—	—	—	—	4,111	1,570	5,011	1,771	3,888
TOTAL BRITISH EMPIRE	—	—	—	—	—	33,75,198	35,46,084	34,49,887	36,86,547	33,55,103
Sweden	—	—	—	—	—	1,64,017	1,48,928	46,055	1,40,911	1,18,059
Norway	—	—	—	—	—	1,571	655	2,221	2,472	7,247
Denmark	—	—	—	—	—	222	395	568	935	8,447
Germany	—	—	—	—	—	16,37,436	10,45,939	10,96,840	11,16,076	10,71,114
Netherlands	—	—	—	—	—	12,051	14,343	14,011	16,301	11,496
Belgium	—	—	—	—	—	30,196	24,048	15,772	14,109	5,935
France	—	—	—	—	—	15,872	12,489	16,564	20,159	8,811
Portugal (*including* Azores and Madeira)	—	—	—	—	—	1,036	588	6,040	2,021	16,529
Switzerland	—	—	—	—	—	3,569	5,691	4,611	4,775	3,961
Italy (*including* Fiume)	—	—	—	—	—	93,821	43,590	70,964	25,640	21,057
Austria	—	—	—	—	—	93,075	1,11,701	81,144	84,861	76,637
Hungary	—	—	—	—	—	14,951	9,842	445	1,856	6,325
Czechoslovakia	—	—	—	—	—	27,536	17,716	16,488	5,051	2,515
Native States in Arabia *other than* Maskat Territory and Trucial Oman	—	—	—	—	—	1,451	..	..	80	71,974
Iran	—	—	—	—	—	4,473	6,571	1,603	48	10
Japan	—	—	—	—	—	7,20,059	7,58,452	8,84,046	11,87,599	13,32,972
China (*exclusive* of Hongkong and Macão)	—	—	—	—	—	19,052	13,634	17,905	24,205	25,754
United States of America—										
Vid Atlantic Coast	—	—	—	—	—	2,07,721	1,63,188	2,14,596	2,41,535	4,02,720
„ Pacific „	—	—	—	—	—	2,063	1,180	2,499	1,783	2,363
Other Foreign Countries	—	—	—	—	—	3,291	2,524	1,556	853	1,924
TOTAL FOREIGN COUNTRIES	—	—	—	—	—	30,54,363	28,81,424	24,94,278	28,91,270	31,90,850
Share of Bengal	—	—	—	—	—	*20,63,544*	*18,97,221*	*17,64,732*	*21,94,488*	*21,82,979*
„ *Bombay*	—	—	—	—	—	*21,79,082*	*18,51,327*	*20,82,216*	*21,49,849*	*20,03,440*
„ *Sind*	—	—	—	—	—	*6,90,943*	*5,95,163*	*7,10,347*	*7,89,462*	*7,82,427*
„ *Madras*	—	—	—	—	—	*10,65,756*	*11,13,436*	*9,91,771*	*9,91,897*	*10,80,457*
„ *Burma*	—	—	—	—	—	*4,30,936*	*3,70,361*	*3,95,049*	*4,62,121*	*4,96,650*
Protected	5,064 (cwts.)	6,274 (cwts.)	7,347 (cwts.)	7,420 (cwts.)	6,085 (cwts.)	6,21,126	7,56,113	7,28,886	7,83,150	6,75,759
Not protected	—	—	—	—	—	58,08,435	51,71,395	52,15,729	57,04,858	58,70,194
TOTAL	—	—	—	—	—	64,29,561	59,27,508	59,44,115	60,77,817	65,45,953
Total of Stationery (excluding *paper*)—										
United Kingdom (*including* Channel Islands)	—	—	—	—	—	32,89,960	35,75,802	35,16,049	38,19,695	34,75,904
Gibraltar	—	—	—	—	—	7,635	5	..	2	..
Aden and Dependencies	—	—	—	—	—	94,307	..	124	..	10,500
Ceylon (*excluding* Maldives)	—	—	—	—	—	6,488	3,610	2,187	3,989	2,518
Straits Settlements	—	—	—	—	—	9,399	7,324	8,351	6,224	4,717
Hongkong	—	—	—	—	—	9,152	9,640	11,903	10,937	12,846
Canada—										
Vid Atlantic Coast	—	—	—	—	—	8,452	7,039	2,962	1,742	2,925
„ Pacific „	—	—	—	—	—	5	620	..	10	..
Other British Possessions	—	—	—	—	—	3,863	1,565	5,011	1,773	3,894
TOTAL BRITISH EMPIRE	—	—	—	—	—	34,23,256	36,05,605	35,46,587	38,44,312	35,13,805

No. 10—*continued*

ARTICLES, AND COUNTRIES OF CONSIGNMENT; ALSO SHARE OF EACH PROVINCE	Quantity					Value				
	1932-33	1933-34	1934-35	1935-36	1936-37	1932-33	1933-34	1934-35	1935-36	1936-37
						R	R	R	R	R
Stationery (*excluding* paper)—*concluded*										
Total of Stationery (*excluding* paper)—*continued*										
Sweden	—	—	—	—	—	1,64,947	1,48,968	46,081	1,40,944	1,13,09
Norway	—	—	—	—	—	3,571	655	2,221	2,472	7,24
Denmark	—	—	—	—	—	300	802	819	1,790	8,94
Germany	—	—	—	—	—	20,81,782	14,58,586	17,90,983	18,33,073	17,39,64
Netherlands	—	—	—	—	—	26,485	14,816	15,444	17,077	11,60
Belgium	—	—	—	—	—	30,224	24,058	15,772	14,606	5,94
France	—	—	—	—	—	16,192	12,821	17,035	20,525	9,09
Portugal (*including* Azores and Madeira)	—	—	—	—	—	1,036	588	6,040	2,023	16,589
Switzerland	—	—	—	—	—	4,036	5,694	5,771	4,929	4,455
Italy (*including* Fiume)	—	—	—	—	—	98,109	48,706	73,173	25,740	21,368
Austria	—	—	—	—	—	95,751	1,15,965	84,453	85,355	77,925
Hungary	—	—	—	—	—	25,944	21,552	4,511	2,651	6,785
Czechoslovakia	—	—	—	—	—	58,097	55,288	61,386	11,630	5,683
Native States in Arabia *other than* Maskat Territory and Trucial Oman	—	—	—	—	—	1,451	..	..	80	71,974
Iran	—	—	—	—	—	4,476	8,579	1,618	57	10
Japan	—	—	—	—	—	9,46,775	9,12,000	9,57,677	13,21,326	14,54,621
China (*exclusive* of Hongkong and Macão)	—	—	—	—	—	19,052	18,642	17,906	24,222	25,758
United States of America—										
Vid Atlantic Coast	—	—	—	—	—	2,29,551	1,67,026	2,28,291	2,54,671	4,19,081
„ Pacific „	—	—	—	—	—	2,063	1,130	2,510	1,786	2,371
Other Foreign Countries	—	—	—	—	—	5,222	2,544	2,198	867	1,925
TOTAL FOREIGN COUNTRIES	—	—	—	—	—	38,12,064	30,16,420	33,23,889	37,65,884	40,04,012
Share of Bengal	—	—	—	—	—	*22,28,536*	*21,02,879*	*19,78,366*	*24,74,195*	*24,55,848*
„ *Bombay*	—	—	—	—	—	*23,33,363*	*20,43,927*	*24,24,823*	*25,17,433*	*22,94,023*
„ *Sind*	—	—	—	—	—	*5,47,418*	*7,92,116*	*5,27,688*	*3,68,185*	*9,15,163*
„ *Madras*	—	—	—	—	—	*12,00,970*	*12,37,438*	*11,64,456*	*11,91,801*	*12,39,810*
„ *Burma*	—	—	—	—	—	*5,26,633*	*4,45,661*	*4,25,144*	*5,23,742*	*5,32,463*
TOTAL	—	—	—	—	—	72,36,920	66,22,025	68,80,476	76,10,136	75,17,817
Sticks and Whips (III. *U*)—										
United Kingdom (*including* Channel Islands)	—	—	—	—	—	11,148	13,880	15,870	12,082	11,838
Other British Possessions	—	—	—	—	—	1,865	468	388	245	15
TOTAL BRITISH EMPIRE	—	—	—	—	—	13,013	14,348	16,258	12,327	11,853
Germany	—	—	—	—	—	6,942	3,027	3,025	1,137	840
Japan	—	—	—	—	—	1,409	18,730	9,704	7,090	7,296
Other Foreign Countries	—	—	—	—	—	307	3,617	2,374	2,116	1,052
TOTAL FOREIGN COUNTRIES	—	—	—	—	—	8,658	23,374	15,103	10,343	9,188
Share of Bengal	—	—	—	—	—	*4,074*	*10,456*	*5,667*	*5,266*	*4,926*
„ *Bombay*	—	—	—	—	—	*3,676*	*13,376*	*10,373*	*7,455*	*5,005*
„ *Sind*	—	—	—	—	—	*7,496*	*9,616*	*11,017*	*7,731*	*9,111*
„ *Madras*	—	—	—	—	—	*366*	*2,330*	*2,430*	*1,611*	*1,851*
„ *Burma*	—	—	—	—	—	*1,059*	*494*	*334*	*607*	*143*
TOTAL	—	—	—	—	—	21,671	36,722	31,361	22,670	21,041
Stone and Marble—										
Stone and marble (*II. B*)—	Tons	Tons	Tons	Tons	Tons					
United Kingdom (*including* Channel Islands)	46	8	42	54	19	9,487	6,694	7,150	18,517	6,683
Ceylon (*excluding* Maldives)	927	294	1	4	..	10,830	6,297	47	428	30
Maldives	39	10	4	..	..	5,470	1,458	813	..	..
Other British Possessions	1	..	13	1	..	531	281	1,500	740	7
TOTAL BRITISH EMPIRE	1,013	312	60	59	19	26,318	14,725	9,010	14,680	6,620

No. 10—*continued*

ARTICLES, AND COUNTRIES OF CONSIGNMENT; ALSO SHARE OF EACH PROVINCE	QUANTITY					VALUE				
	1932-33	1933-34	1934-35	1935-36	1936-37	1932-33	1933-34	1934-35	1935-36	1936-37
Stone and Marble—*continued*						R	R	R	R	R
Stone and marble (II. B)—continued	Tons	Tons	Tons	Tons	Tons					
Belgium	127	298	266	690	954	12,295	25,188	23,085	50,842	88,130
Spain	..	..	1,000	..	..	..	..	13,667	..	..
Italy (*including* Fiume)	3,298	4,331	5,821	7,684	5,370	3,55,741	3,56,014	4,34,488	5,28,932	4,01,418
Austria	..	..	..	..	53	..	..	..	..	5,628
Muskat Territory and Trucial Oman	2,085	2,128	275	678	1,675	12,611	14,758	2,216	5,819	20,115
Other Native States in Arabia	385	588	184	466	242	2,118	2,104	700	3,064	5,158
Egypt	..	..	4,250	5,893	7,008	..	8	56,488	74,698	1,00,584
Other Foreign Countries	51	203	95	104	86	6,864	10,766	6,170	6,505	10,068
TOTAL FOREIGN COUNTRIES	5,946	7,548	11,841	15,515	15,388	3,89,629	4,08,838	5,41,704	6,69,860	6,81,081
Share of Bengal	*1,102*	*1,084*	*1,076*	*1,445*	*2,056*	*1,37,954*	*97,860*	*93,669*	*1,54,115*	*1,47,504*
,, *Bombay*	*4,375*	*5,725*	*6,930*	*13,526*	*7,513*	*1,97,679*	*2,41,457*	*3,46,383*	*4,73,755*	*3,71,824*
,, *Sind*	*293*	*372*	*501*	*400*	*325*	*31,454*	*34,295*	*43,163*	*37,312*	*32,201*
,, *Madras*	*1,127*	*519*	*3,358*	*182*	*5,507*	*38,338*	*28,580*	*62,348*	*16,221*	*28,041*
,, *Burma*	*57*	*160*	*36*	*21*	*6*	*10,532*	*21,366*	*5,352*	*3,237*	*1,921*
TOTAL	6,959	7,860	11,901	15,574	15,407	4,15,947	4,23,558	5,50,714	6,84,540	6,87,701
Articles of stone and marble (II. B)—	Tons	Tons	Tons	Tons	Tons					
United Kingdom (*including* Channel Islands)	84	62	138	75	50	44,186	39,150	42,395	39,438	52,237
Straits Settlements	1	10	14	27	18	627	2,218	2,624	5,018	3,993
Other British Possessions	10	8	9	11	13	1,250	1,529	727	1,322	1,429
TOTAL BRITISH EMPIRE	95	80	156	113	121	46,063	42,892	45,746	45,778	57,659
Sweden	1	..	..	..	..	2,992	..	..	..	..
Germany	17	31	16	24	13	8,715	13,682	11,431	11,022	9,250
Belgium	12	6	48	41	49	22,594	12,495	20,209	14,464	16,765
Italy (*including* Fiume)	130	172	594	522	380	50,645	63,286	85,567	80,668	84,586
Japan	9	24	17	39	50	1,767	2,409	3,307	3,578	8,892
China (*exclusive* of Hongkong and Macão)	15	13	13	16	30	4,402	4,476	2,845	4,533	9,020
United States of America—										
Vid Atlantic Coast	..	6	..	2	5	1,974	3,090	7,661	8,391	7,326
,, Pacific ,,	..	..	..	..	..	..	..	..	..	10
Other Foreign Countries	..	..	..	59	4	265	844	3,294	3,905	2,052
TOTAL FOREIGN COUNTRIES	184	252	686	703	531	97,354	1,00,282	1,14,314	76,556	87,903
Share of Bengal	*87*	*91*	*637*	*431*	*115*	*47,285*	*47,398*	*77,460*	*57,928*	*41,582*
,, *Bombay*	*54*	*147*	*100*	*42*	*42*	*44,286*	*63,726*	*46,926*	*26,568*	*41,347*
,, *Sind*	*14*	..	*5*	*77*	*76*	*20,524*	*4,236*	*7,727*	*7,664*	*3,433*
,, *Madras*	*55*	*38*	*30*	*54*	*337*	*9,170*	*11,168*	*12,457*	*9,573*	*35,446*
,, *Burma*	*69*	*56*	*72*	*102*	*142*	*22,142*	*16,816*	*15,490*	*20,301*	*23,822*
TOTAL	279	382	844	816	652	1,43,417	1,43,174	1,60,060	1,22,334	1,45,562
Total of Stone and Marble—	Tons	Tons	Tons	Tons	Tons					
United Kingdom (*including* Channel Islands)	180	70	175	129	109	53,678	45,844	49,545	52,955	58,820
Ceylon (*excluding* Maldives)	928	294	1	4	..	10,905	6,382	58	634	30
Maldives	30	10	4	..	..	5,470	1,458	313	..	..
Straits Settlements	1	10	18	28	18	1,049	2,469	4,068	5,758	4,000
Other British Possessions	10	8	18	11	13	1,284	1,449	777	1,111	1,429
TOTAL BRITISH EMPIRE	1,108	392	216	172	140	72,381	57,597	54,756	60,458	64,279
Sweden	1	..	..	..	..	7,454	..	194	..	..
Germany	24	60	56	81	64	10,154	17,258	15,969	15,446	12,784
Belgium	130	304	314	731	1,003	24,889	37,678	43,244	65,306	1,04,695
Spain	..	..	1,000	..	..	..	..	13,667	..	..
Italy (*including* Fiume)	3,428	4,503	6,415	8,206	5,750	4,06,846	4,19,300	5,00,050	5,59,595	4,35,999
Austria	..	..	..	..	53	200	..	258	..	5,628

No. 10—*continued*

ARTICLES, AND COUNTRIES OF CONSIGNMENT; ALSO SHARE OF EACH PROVINCE	QUANTITY					VALUE				
	1932-33	1933-34	1934-35	1935-36	1936-37	1932-33	1933-34	1934-35	1935-36	1936-37
						R	R	R	R	R
Stone and Marble—*concluded*										
***Total of Stone and Marble*—continued**	Tons	Tons	Tons	Tons	Tons					
Maskat Territory and Trucial Oman	2,085	2,128	275	678	1,675	12,611	14,775	2,216	5,819	20,115
Other Native States in Arabia	385	388	134	466	242	2,118	2,104	700	3,070	5,153
Japan	24	24	17	39	50	3,036	2,573	3,332	3,038	9,055
China (*exclusive* of Hongkong and Macao)	26	40	21	18	30	5,632	7,596	3,855	4,743	9,916
Egypt	..	..	4,350	5,893	7,008	8	8	56,433	74,698	1,00,584
United States of America—										
Vid Atlantic Coast	1	6	1	2	12	2,600	3,719	7,952	3,391	9,033
„ Pacific „	..	..	..	..	..	..	..	..	..	10
Other Foreign Countries	17	147	46	104	32	1,298	4,124	3,653	5,710	5,217
TOTAL FOREIGN COUNTRIES	6,180	7,800	12,529	16,218	15,919	4,86,983	5,09,135	6,56,018	7,46,416	7,18,984
Share of Bengal	*1,189*	*1,175*	*1,713*	*1,926*	*2,171*	*1,35,243*	*1,45,088*	*1,71,129*	*2,13,043*	*1,59,036*
„ *Bombay*	*4,429*	*5,372*	*7,030*	*13,568*	*7,555*	*2,41,965*	*3,95,183*	*3,93,309*	*5,09,723*	*4,12,161*
„ *Sind*	*312*	*372*	*506*	*477*	*341*	*51,978*	*38,631*	*50,889*	*44,876*	*26,734*
„ *Madras*	*1,182*	*857*	*3,388*	*235*	*5,844*	*47,514*	*39,748*	*74,706*	*25,794*	*1,30,429*
„ *Burma*	*126*	*216*	*108*	*153*	*148*	*32,664*	*38,182*	*20,742*	*23,438*	*24,843*
TOTAL	7,238	8,192	12,745	16,390	16,059	5,59,364	5,66,732	7,10,774	8,06,874	7,83,263
Sugar—										
***Sugar, 23 Dutch Standard and above (I. G)*—**	Tons	Tons	Tons	Tons	Tons					
United Kingdom (*including* Channel Islands)	12,031	12,108	831	2,941	280	14,33,855	13,50,883	1,55,326	3,33,737	1,10,997
Ceylon (*excluding* Maldives)	77	5	2	102	..	8,862	682	580	12,164	33
Straits Settlements	127	114	157	93	40	24,755	28,811	36,971	20,108	6,170
Hongkong	1,172	1,388	1,404	1,421	2,658	2,37,334	2,15,488	2,02,721	2,13,733	3,25,384
Other British Possessions	..	1	..	1	..	246	210	190	184	316
TOTAL BRITISH EMPIRE	13,407	13,616	2,394	4,558	2,978	17,04,052	15,96,025	3,95,788	5,79,926	4,42,900
U.S.S.R.—										
Southern	2,333	..	..	..	..	2,64,872	..	..	..	..
Germany	20	..	34	..	..	5,123	148	5,814	153	75
Netherlands	30	40	100	..	..	3,913	4,975	10,400	40	..
Belgium	132	1,867	99	25	29	25,279	2,96,166	16,373	4,158	4,799
Czechoslovakia	60	..	..	..	..	19,233	..	..	..	..
Java	295,118	194,426	175,731	150,416	15,022	2,29,67,415	1,97,92,094	1,63,87,337	1,40,19,447	13,08,758
Siam	21	12	94	..	..	2,520	3,104	27,343	..	..
Japan	2,890	2,879	2,314	3,755	106	3,34,095	3,58,159	2,48,510	3,92,443	13,893
China (*exclusive* of Hongkong and Macao)	547	439	719	416	653	1,10,778	66,813	1,13,763	70,947	1,00,467
Egypt	..	..	1,725	..	..	..	..	1,46,979	..	..
Portuguese East Africa	12,652	18,186	10,464	15,950	..	12,73,325	18,24,391	10,14,864	15,93,940	..
Other Foreign Countries	1	1	..	..	2	437	240	87	213	197
TOTAL FOREIGN COUNTRIES	313,804	217,850	191,280	170,568	15,812	3,50,06,995	2,23,41,090	1,79,66,460	1,60,81,841	14,28,194
Share of Bengal	*86,981*	*25,480*	*20,711*	*17,379*	*4,458*	*1,10,18,778*	*27,18,819*	*22,83,144*	*17,24,165*	*4,79,517*
„ *Bombay*	*103,121*	*93,736*	*71,679*	*98,715*	*3,362*	*1,06,75,009*	*95,26,921*	*71,28,741*	*79,25,723*	*3,88,149*
„ *Sind*	*57,212*	*38,930*	*24,454*	*23,935*	*6,753*	*60,13,994*	*39,80,054*	*23,74,479*	*20,90,883*	*5,74,983*
„ *Madras*	*53,726*	*53,361*	*49,647*	*39,249*	*638*	*60,96,481*	*56,13,785*	*43,31,452*	*33,39,945*	*68,152*
„ *Burma*	*36,171*	*19,458*	*17,183*	*15,848*	*3,579*	*29,06,790*	*20,98,146*	*16,94,439*	*15,80,561*	*3,80,393*
TOTAL (PROTECTED)	327,211	231,466	193,674	175,126	18,790	3,67,11,047	2,39,37,115	1,88,62,248	1,66,61,277	18,71,094

No. 10—*continued*

ARTICLES, AND COUNTRIES OF CONSIGNMENT; ALSO SHARE OF EACH PROVINCE	QUANTITY					VALUE				
	1932-33	1933-34	1934-35	1935-36	1936-37	1932-33	1933-34	1934-35	1935-36	1936-37
Sugar—*continued*						Rs	Rs	Rs	Rs	Rs
Sugar, below 28 Dutch Standard but not below 16 Dutch Standard (I. G)—	Tons	Tons	Tons	Tons	Tons					
Straits Settlements	106	39	77	194	87	27,575	8,306	14,008	39,772	17,615
Hongkong	234	374	566	716	445	47,748	57,390	84,887	1,01,096	69,168
Other British Possessions	3	6	6	2	..	2,419	4,255	3,496	1,904	1,662
TOTAL BRITISH EMPIRE	343	419	649	912	532	77,742	69,951	1,01,891	1,42,772	88,440
Japan	1,149	667	413	1,024	527	1,93,991	1,04,344	54,540	1,38,872	63,648
China (*exclusive* of Hongkong and Macao)	249	1,200	1,172	519	1,254	41,547	1,54,660	1,51,787	74,891	1,56,311
Other Foreign Countries	39	3	8	..	22	7,711	555	1,479	..	4,052
TOTAL FOREIGN COUNTRIES	1,437	1,870	1,593	1,543	1,803	2,43,249	2,59,559	2,07,756	2,08,763	2,24,011
Share of Bengal	*1,502*	*2,070*	*1,846*	*2,006*	*1,353*	*2,59,769*	*2,86,749*	*2,39,607*	*2,67,495*	*2,25,527*
,, *Bombay*	*2*	..	..	..	..	*269*	*67*	*1*	..	..
,, *Sind*	*2*	*6*	*5*	*1*	..	*630*	*3,276*	*3,385*	*1,179*	*838*
,, *Madras*	*54*	*22*	*146*	*65*	*135*	*10,301*	*3,375*	*21,504*	*8,798*	*18,523*
,, *Burma*	*220*	*191*	*245*	*383*	*347*	*49,272*	*35,543*	*46,150*	*74,063*	*64,563*
TOTAL (PROTECTED)	1,780	2,289	2,242	2,455	2,335	3,20,991	3,29,510	3,09,647	3,51,535	3,12,451
Beet Sugar (I. G)—	Tons	Tons	Tons	Tons	Tons					
United Kingdom (*including* Channel Islands)	22,860	24,552	15,958	20,503	1	23,74,828	24,56,094	14,18,406	17,62,768	308
Other British Possessions	..	..	..	..	..	..	92	..	15	35
TOTAL BRITISH EMPIRE	22,860	24,552	15,958	20,503	1	23,74,828	24,56,186	14,18,406	17,62,783	343
U.S.S.R.—										
Southern	3,339	..	..	..	300	3,38,351	..	..	..	30,050
Poland (*including* Danzig)	..	..	4,500	..	..	..	..	3,39,923	..	..
Germany	249	50	117	976	..	26,968	6,000	11,815	79,331	..
Netherlands	449	1,270	1,686	1,835	1,649	47,587	1,35,645	1,69,652	1,90,075	1,76,337
Belgium	2,368	..	1,973	237	..	2,39,725	..	1,77,790	23,740	..
France	38	..	1,055	25	..	3,750	..	83,506	2,500	..
Hungary	..	1,684	..	..	..	..	1,63,738	..	..	..
Czechoslovakia	434	..	78	..	..	49,623	..	7,870	..	..
Egypt	..	..	825	..	..	..	..	82,500	..	..
Portuguese East Africa	..	..	624	..	..	..	..	62,500	..	..
Equador	5,458	..	..	..	..	5,38,438	..	..	..	..
Other Foreign Countries	..	..	..	..	..	37	..	..	..	..
TOTAL FOREIGN COUNTRIES	17,830	3,004	10,858	3,073	1,949	17,94,979	3,05,378	9,35,656	2,95,646	2,06,387

No. 10—*continued*

ARTICLES, AND COUNTRIES OF CONSIGNMENT; ALSO SHARE OF EACH PROVINCE	QUANTITY					VALUE				
	1932-33	1933-34	1934-35	1935-36	1936-37	1932-33	1933-34	1934-35	1935-36	1936-37
						R	R	R	R	R
Sugar—continued										
Beet Sugar (I. G)—continued	Tons	Tons	Tons	Tons	Tons					
Share of Bengal	20	..	..	..	..	2,437	..	..	..	301
" *Bombay*	3,779	4,804	9,218	3,900	1,950	3,96,371	4,50,039	9,19,404	3,96,625	2,06,517
" *Sind*	31,891	22,752	17,593	19,676	..	33,70,949	23,71,448	14,84,658	16,61,789	..
" *Burma*	..	..	..	..	..	..	77	..	15	..
TOTAL (PROTECTED)	40,690	27,556	26,811	23,576	1,950	41,69,807	27,81,564	24,04,062	20,58,429	2,06,725
Sugar, 15 Dutch Standard and below (I. G)—	Tons	Tons	Tons	Tons	Tons					
TOTAL BRITISH EMPIRE	3	..	..		..	3,260	271	948	1,675	710
United States of America—										
Pid Atlantic Coast	29	..	..	..	..	6,216	..	..	..	..
Other Foreign Countries	37	..	..	..	..	9,229	185	..	..	..
TOTAL FOREIGN COUNTRIES	66	..	..	..	..	15,445	185	..	..	..
Share of Bengal	67	..	..	1	..	16,203	350	948	1,643	710
" *Bombay*	..	..	..	..	..	360	100	..	..	..
" *Sind*	..	..	..	..	..	1,557	..	..	..	..
" *Madras*	2	..	..	..	..	585	6	..	32	..
TOTAL (PROTECTED)	69	..	..	1	..	18,705*	456	948	1,675	710
Molasses (I. G)—	Tons	Tons	Tons	Tons	Tons					
TOTAL BRITISH EMPIRE	..	..	..	..	..	22	171	89	124	144
Java	31,991	2,401	415	..	..	10,66,480	68,208	8,281	1	..
Other Foreign Countries	..	..	..	..	..	146	14	1	8	5
TOTAL FOREIGN COUNTRIES	31,991	2,401	415	..	..	10,66,626	68,217	8,282	9	5
Share of Bengal	29,580	2,380	415	..	..	9,39,643	66,705	8,281	..	..
" *Bombay*	..	..	..	..	..	..	117	78	15	30
" *Sind*	398	..	..	..	..	14,057	41	..	13	..
" *Madras*	1,831	..	..	..	..	1,01,613	10	..	5	2
" *Burma*	182	21	..	..	..	11,385	1,516	12	100	117
TOTAL	31,991	2,401	415	..	..	10,66,048	68,888	8,371	133	149

* Include Rs. 1,500 representing imports of glucose powder which is not protected.

No. 10—*continued*

ARTICLES, AND COUNTRIES OF CONSIGNMENT; ALSO SHARE OF EACH PROVINCE	QUANTITY					VALUE				
	1932-33	1933-34	1934-35	1935-36	1936-37	1932-33	1933-34	1934-35	1935-36	1936-37
						R	R	R	R	R
Sugar—*concluded*										
Total of Sugar—	Tons	Tons	Tons	Tons	Tons					
United Kingdom (*including* Channel Islands)	34,897	36,666	16,790	23,447	281	38,13,358	38,11,563	15,78,238	21,00,046	1,13,722
Ceylon (*excluding* Maldives)	77	5	2	102	..	8,566	689	594	12,272	70
Straits Settlements	238	153	234	287	127	52,352	37,131	50,988	59,947	23,852
Hongkong	1,406	1,762	1,970	2,137	3,103	2,85,082	2,72,919	2,87,111	3,14,829	3,94,547
Other British Possessions	..	1	..	1	..	246	302	191	196	341
TOTAL BRITISH EMPIRE	36,618	38,587	18,996	25,974	3,511	41,59,904	41,22,604	19,17,122	24,87,290	5,32,532
U. S. S. R.—										
Southern	11,172	..	..	..	300	11,53,723	..	..	..	30,050
Poland (*including* Danzig)	..	..	4,500	..	..	..	..	3,89,923	..	..
Germany	273	50	151	976	..	33,492	6,148	17,686	79,484	75
Netherlands	501	1,810	1,794	1,635	1,649	56,758	1,40,620	1,81,480	1,90,115	1,76,337
Belgium	2,503	1,870	2,072	262	45	2,65,533	2,96,703	1,94,163	27,898	7,074
France	38	..	1,055	25	..	3,710	2	83,506	2,500	..
Hungary	..	1,684	..	..	..	..	1,63,783	..	..	..
Czechoslovakia	506	..	78	..	..	71,536	..	7,870	..	..
Java	327,129	196,827	176,146	150,416	15,022	3,40,38,023	1,98,60,302	1,68,95,618	1,40,19,448	13,08,758
Siam	21	12	94	..	0	2,536	3,117	27,343	..	1,140
Japan	4,089	3,546	2,727	4,779	633	5,28,086	4,57,503	2,98,050	5,26,315	77,546
China (*exclusive* of Hongkong and Macao)	796	1,639	1,891	935	1,907	1,52,325	2,21,658	2,65,500	1,45,838	2,56,778
Egypt	15	..	2,550	..	..	2,970	..	2,29,579	..	..
Portuguese East Africa	12,652	13,186	11,088	15,956	..	12,73,825	13,24,891	10,77,354	15,93,940	..
United States of America—										
Vid Atlantic Coast	29	..	..	..	..	6,367	52	2	3	37
„ Pacific „	..	..	..	..	..	..	10	32	134	..
Equador	5,453	..	..	..	..	5,38,438	..	..	..	..
Other Foreign Countries	1	1	..	..	2	477	190	98	84	202
TOTAL FOREIGN COUNTRIES	365,128	225,125	204,146	175,184	19,564	3,61,27,294	2,29,74,429	1,91,68,154	1,65,85,759	18,58,597
Share of Bengal	*118,150*	*29,930*	*22,972*	*19,386*	*6,311*	*1,22,36,875*	*30,72,023*	*25,31,930*	*19,93,303*	*7,08,962*
„ *Bombay*	*111,902*	*93,540*	*80,697*	*82,615*	*5,313*	*1,15,72,709*	*1,00,17,234*	*81,08,224*	*83,23,363*	*5,94,696*
„ *Sind*	*89,503*	*61,653*	*52,052*	*43,612*	*6,763*	*93,01,237*	*62,54,319*	*43,61,522*	*37,53,864*	*5,75,321*
„ *Madras*	*55,613*	*53,884*	*49,793*	*39,314*	*773*	*62,03,930*	*56,17,676*	*43,42,956*	*33,48,780*	*56,677*
„ *Burma*	*26,873*	*19,670*	*17,423*	*16,231*	*3,916*	*29,67,397*	*21,35,231*	*17,40,594*	*16,54,739*	*4,24,973*
TOTAL	401,741	263,712	223,142	201,158	23,075	4,22,87,193	2,70,97,033	2,10,85,276	1,90,73,049	23,91,129
Tallow and Stearine—										
Grease (excluding *mineral grease*) (*H. L.*)—	Cwts.	Cwts.	Cwts.	Cwts.	Cwts.					
United Kingdom (*including* Channel Islands)	4,328	7,058	1,527	522	747	57,663	74,922	20,558	13,983	16,676
Other British Possessions	5	50	3	2	..	129	341	51	40	36
TOTAL BRITISH EMPIRE	4,333	7,108	1,530	524	747	57,792	75,263	20,609	14,023	16,712
United States of America—										
Vid Atlantic Coast	1,589	478	1,257	5	11	27,521	6,993	11,236	246	296
„ Pacific „	12	37	..	..	..	326	260	9	..	..
Other Foreign Countries	286	19	594	50	476	4,626	1,041	5,541	1,948	5,456
TOTAL FOREIGN COUNTRIES	1,887	534	1,851	55	487	32,473	8,294	16,786	2,194	5,752

No. 10—*continued*

ARTICLES, AND COUNTRIES OF CONSIGNMENT; ALSO SHARE OF EACH PROVINCE	QUANTITY					VALUE				
	1932-33	1933-34	1934-35	1935-36	1936-37	1932-33	1933-34	1934-35	1935-36	1936-37
						R	R	R	R	R
Tallow and Stearine—continued										
Grease (excluding mineral grease) (*II. L.*)—continued.	Cwts.	Cwts.	Cwts.	Cwts.	Cwts.					
Share of Bengal	*4,788*	*6,679*	*3,288*	*513*	*613*	*58,617*	*63,332*	*32,873*	*13,026*	*13,823*
„ *Bombay*	*1,325*	*249*	*19*	*55*	*11*	*29,460*	*6,264*	*1,140*	*2,200*	*481*
„ *Sind*	*13*	*29*	*5*	*2*	*451*	*589*	*839*	*347*	*43*	*4,354*
„ *Madras*	*47*	*109*	*59*	*4*	*125*	*819*	*2,301*	*2,257*	*677*	*2,283*
„ *Burma*	*47*	*330*	*10*	*6*	*34*	*780*	*10,780*	*778*	*271*	*1,323*
TOTAL	6,220	7,637	3,381	579	1,234	90,265	83,557	37,395	16,217	22,464
Other sorts (II. L)—	Cwts.	Cwts.	Cwts.	Cwts.	Cwts.					
United Kingdom (*including* Channel Islands)	5,185	5,588	7,173	20,112	21,483	1,18,844	1,40,132	1,20,709	3,01,648	2,98,824
Ceylon (*excluding* Maldives)	339	22	102	..	14	5,480	162	1,667	..	214
Straits Settlements	305	..	..	40	107	5,473	1	5	427	997
Commonwealth of Australia	112,573	93,170	114,569	100,882	85,497	19,86,270	15,75,632	18,37,209	21,78,532	17,21,805
New Zealand	11,336	4,111	5,389	5,400	49,971	2,07,192	74,159	75,390	1,15,709	10,27,402
Other British Possessions	..	..	16	..	32	..	..	245	19	611
TOTAL BRITISH EMPIRE	129,738	102,891	127,249	126,434	157,104	23,23,259	17,90,086	20,35,225	25,96,335	30,49,853
Germany	191	105	1,931	401	165	7,447	4,370	17,893	12,359	5,387
Netherlands	196	265	496	306	81	7,222	8,957	13,036	9,679	2,456
Japan	2,922	5,259	13,401	20,668	46,192	29,300	69,427	1,25,282	1,97,685	4,76,800
United States of America—										
Vid Atlantic Coast	..	213	..	1	1	..	3,882	..	14	40
„ Pacific „	..	198	..	..	..	..	2,854	..	..	..
Hawaii	..	..	..	..	667	..	..	..	..	12,301
Other Foreign Countries	389	80	182	140	46	7,316	2,250	3,398	3,362	1,303
TOTAL FOREIGN COUNTRIES	3,698	6,119	16,010	21,516	47,152	51,287	91,740	1,59,609	2,23,099	4,98,287
Share of Bengal	*17,691*	*15,822*	*25,687*	*34,401*	*63,477*	*2,33,533*	*2,65,709*	*3,12,975*	*4,29,908*	*8,09,397*
„ *Bombay*	*106,256*	*84,969*	*106,378*	*99,839*	*123,325*	*18,93,371*	*14,71,954*	*17,22,896*	*21,64,256*	*24,41,516*
„ *Sind*	*157*	*147*	*336*	*1,072*	*2,320*	*2,645*	*3,300*	*4,998*	*15,366*	*43,031*
„ *Madras*	*6,723*	*4,595*	*4,904*	*4,193*	*6,710*	*1,33,588*	*86,749*	*82,329*	*90,745*	*1,42,206*
„ *Burma*	*3,609*	*3,471*	*5,954*	*8,445*	*7,924*	*55,909*	*54,123*	*71,639*	*1,19,161*	*1,11,940*
TOTAL	133,436	109,010	143,259	147,950	204,256	23,74,546	18,81,826	21,94,834	28,19,434	35,48,140
Total of Tallow and Stearine—	Cwts.	Cwts.	Cwts.	Cwts.	Cwts.					
United Kingdom (*including* Channel Islands)	9,513	12,641	8,700	20,634	22,230	1,76,507	2,15,054	1,41,267	3,15,631	3,15,500
Ceylon (*excluding* Maldives)	341	72	105	2	14	5,509	480	1,718	25	214
Straits Settlements	305	..	..	40	107	5,473	5	5	427	997
Commonwealth of Australia	112,573	93,170	114,569	100,882	85,497	19,86,270	15,75,647	18,37,209	21,78,532	17,21,805
New Zealand	11,336	4,111	5,389	5,400	49,971	2,07,192	74,159	75,390	1,15,709	10,27,402
Other British Possessions	3	..	16	..	32	100	1	245	31	647
TOTAL BRITISH EMPIRE	134,071	109,994	128,779	126,058	157,851	23,81,051	18,65,849	20,55,834	26,10,358	30,66,565
Germany	247	112	2,507	424	166	8,751	4,585	22,589	13,145	5,518
Netherlands	210	265	512	306	101	7,478	8,957	13,768	9,679	2,970
Japan	3,024	5,263	13,402	20,673	46,647	30,168	69,782	1,25,334	1,97,795	4,81,585
United States of America—										
Vid Atlantic Coast	1,589	690	1,257	6	12	27,521	10,875	11,286	260	330
„ Pacific „	12	235	..	..	..	326	3,114	9	..	..
Hawaii	..	..	..	..	667	..	..	..	..	12,301
Other Foreign Countries	503	88	183	162	46	9,521	2,771	3,464	4,414	1,329
TOTAL FOREIGN COUNTRIES	5,585	6,653	17,861	21,571	47,639	83,760	1,00,084	1,76,395	2,25,293	5,04,039
Share of Bengal	*22,479*	*23,501*	*28,975*	*34,913*	*64,090*	*3,47,150*	*3,29,032*	*3,45,848*	*4,42,932*	*8,22,920*
„ *Bombay*	*106,581*	*85,218*	*106,397*	*99,894*	*1,23,336*	*19,23,331*	*14,78,218*	*17,24,036*	*21,66,456*	*24,41,997*
„ *Sind*	*170*	*167*	*341*	*1,074*	*2,771*	*3,234*	*4,180*	*5,342*	*15,409*	*47,935*
„ *Madras*	*6,770*	*4,704*	*4,963*	*4,197*	*6,835*	*1,34,407*	*89,050*	*84,586*	*91,422*	*1,44,489*
„ *Burma*	*3,656*	*4,051*	*5,964*	*8,451*	*7,958*	*56,689*	*64,903*	*72,417*	*1,19,432*	*1,13,263*
TOTAL	139,656	116,647	146,640	148,529	205,490	24,64,811	19,65,383	22,32,229	28,35,051	35,70,604

No. 10—*continued*

ARTICLES, AND COUNTRIES OF CONSIGNMENT; ALSO SHARE OF EACH PROVINCE	QUANTITY					VALUE				
	1932-33	1933-34	1934-35	1935-36	1936-37	1932-33	1933-34	1934-35	1935-36	1936-37
						R	R	R	R	R
Tea										
Black (I. H)—	Lbs.	Lbs.	Lbs.	Lbs.	Lbs.					
United Kingdom (*including* Channel Islands)	3,876	5,886	9,785	3,716	58,098	3,593	5,751	9,514	4,093	42,105
Ceylon (*excluding* Maldives)	1,891,114	827,331	511,780	563,045	349,751	11,27,896	5,02,221	3,43,992	3,79,411	2,61,334
Straits Settlements	79,215	26,632	18,601	17,789	11,123	52,820	17,577	10,180	9,482	6,964
Hongkong	26,891	16,966	17,241	13,615	14,423	17,131	11,139	6,977	7,010	8,568
Other British Possessions	4,683	794	209	159	316	3,474	893	86	93	337
TOTAL BRITISH EMPIRE	2,005,779	877,609	557,616	598,324	429,611	12,04,414	5,37,581	3,75,749	4,00,089	3,19,308
Turkey, Asiatic	15,480	..	..	..	..	7,740	..	..	..	..
Iraq	23,473	35	..	54	45	11,747	17	..	21	40
Sumatra	86,578	..	..	..	..	44,072	..	..	..	..
Java	201,606	3,050	73	238	50	1,00,252	1,347	55	94	40
Japan	898	1,265	14,827	8,922	6,401	577	662	9,187	4,832	3,261
China (exclusive of Hongkong and Macão)	69,545	44,549	49,787	52,305	16,783	49,207	29,785	26,921	28,177	11,652
Other Foreign Countries	124	3,380	601	146	147	126	2,236	678	94	100
TOTAL FOREIGN COUNTRIES	397,699	52,279	64,788	61,665	23,551	2,13,721	34,067	36,791	33,218	15,093
Share of Bengal	*117,717*	*3,312*	*23,547*	*5,685*	*10,101*	*35,105*	*5,560*	*20,663*	*3,446*	*6,317*
" *Bombay*	*1,561,693*	*723,333*	*493,715*	*542,104*	*338,664*	*9,45,426*	*4,60,416*	*3,37,867*	*3,69,317*	*2,93,329*
" *Sind*	*412,942*	*102,754*	*28,400*	*26,790*	*18,185*	*2,14,453*	*50,492*	*19,176*	*17,335*	*13,834*
" *Madras*	*89,821*	*13,498*	*4,331*	*6,119*	*1,764*	*31,638*	*6,028*	*2,500*	*4,472*	*1,858*
" *Burma*	*221,305*	*76,506*	*72,913*	*79,291*	*34,448*	*1,41,513*	*49,152*	*32,435*	*39,137*	*19,663*
TOTAL	2,403,478	929,888	622,404	659,989	453,162	14,18,135	5,71,648	4,12,540	4,34,207	3,34,401
Green (I. H)—	Lbs.	Lbs.	Lbs.	Lbs.	Lbs.					
Ceylon (*excluding* Maldives)	94,481	50,887	210	5	..	55,889	23,189	186	5	..
Hongkong	2,632	4,924	1,949	180,929	2,463	2,244	4,281	1,599	70,195	1,950
Other British Possessions	3,679	553	754	3,663	516	3,536	504	585	3,012	468
TOTAL BRITISH EMPIRE	100,792	56,364	2,913	184,597	2,979	60,619	27,974	2,370	73,212	2,418
Japan	312,917	734,214	1,078,825	1,279,088	1,654,713	1,90,977	3,30,025	4,50,280	4,99,445	6,46,959
China (exclusive of Hongkong and Macão)	2,948,143	2,995,588	1,370,841	3,002,772	1,976,278	17,91,056	15,83,485	8,47,434	14,90,441	8,31,727
Other Foreign Countries	3,687	5	4	6	168	2,137	18	6	3	79
TOTAL FOREIGN COUNTRIES	3,264,747	3,729,802	2,449,670	4,281,861	3,631,159	19,84,170	19,13,528	13,97,720	19,89,889	14,78,756
Share of Bengal	*17,178*	*24,362*	*1,329*	*3,844*	*997*	*10,343*	*9,544*	*769*	*2,018*	*427*
" *Bombay*	*3,005,352*	*3,306,753*	*1,559,426*	*3,587,934*	*2,553,312*	*18,20,864*	*16,94,396*	*8,57,945*	*16,39,323*	*9,45,045*
" *Sind*	*327,506*	*422,218*	*365,120*	*839,563*	*1,007,402*	*1,90,735*	*2,09,182*	*4,19,581*	*3,93,772*	*4,76,683*
" *Burma*	*15,303*	*32,343*	*26,708*	*35,067*	*71,927*	*12,947*	*28,380*	*21,795*	*27,988*	*59,119*
TOTAL	3,365,530	3,786,166	2,452,588	4,466,458	3,634,138	20,44,789	19,41,502	13,00,000	20,63,101	14,81,174

No. 10—*continued*

ARTICLES, AND COUNTRIES OF CONSIGNMENT; ALSO SHARE OF EACH PROVINCE	QUANTITY					VALUE				
	1932-33	1933-34	1934-35	1935-36	1936-37	1932-33	1933-34	1934-35	1935-36	1936-37
Tea—*continued*	Lbs.	Lbs.	Lbs.	Lbs.	Lbs.	R	R	R	R	R
Total of Tea—										
United Kingdom (*including* Channel Islands)	7,107	6,999	10,062	3,764	52,998	5,749	5,926	9,727	5,024	42,105
Ceylon (*excluding* Maldives)	1,985,595	878,218	511,990	563,050	249,751	11,83,235	5,25,410	3,49,178	3,70,416	2,01,334
Straits Settlements	79,616	26,955	19,070	21,434	11,541	53,162	17,844	10,544	15,463	7,394
Hongkong	29,523	21,890	19,190	194,544	16,886	19,275	15,420	8,576	77,205	10,518
Other British Possessions	4,730	911	317	159	414	3,512	953	94	93	375
TOTAL BRITISH EMPIRE	2,106,571	933,973	560,529	782,921	432,590	12,65,033	5,65,555	3,78,119	4,74,201	3,21,726
Turkey, Asiatic	15,480	..	..	..	..	7,740	..	..	..	..
Iraq	23,473	35	..	54	45	11,747	17	..	21	40
Sumatra	86,573	..	..	..	..	44,072	..	..	..	..
Java	201,898	8,050	77	238	80	1,00,594	1,347	61	94	40
Japan	313,815	735,479	1,099,152	1,288,005	1,661,204	1,91,554	3,30,707	4,59,417	5,04,277	6,50,211
China (*exclusive* of Hongkong and Macao)	3,017,688	3,040,132	1,420,623	3,055,077	1,993,066	18,40,262	16,13,270	8,74,855	15,15,618	8,48,379
Other Foreign Countries	3,519	3,385	601	152	315	1,921	2,254	678	97	179
TOTAL FOREIGN COUNTRIES	3,662,446	3,782,081	2,514,456	4,343,526	3,654,710	21,97,891	19,47,595	13,34,511	20,23,107	14,98,849
Share of Bengal	*134,895*	*33,164*	*24,876*	*9,529*	*11,098*	*95,348*	*16,164*	*21,331*	*5,464*	*6,744*
„ *Bombay*	*4,567,246*	*4,035,641*	*2,852,139*	*4,130,982*	*2,942,476*	*27,76,290*	*21,44,813*	*11,85,812*	*20,09,140*	*12,38,374*
„ *Sind*	*749,448*	*526,972*	*393,539*	*366,388*	*1,935,687*	*4,05,188*	*3,49,674*	*4,38,757*	*4,11,107*	*4,90,417*
„ *Madras*	*39,321*	*13,423*	*4,831*	*6,119*	*1,764*	*21,633*	*6,923*	*2,206*	*4,472*	*1,368*
„ *Burma*	*238,608*	*103,849*	*93,621*	*114,388*	*106,375*	*1,54,469*	*77,533*	*54,230*	*87,125*	*73,722*
TOTAL	5,769,017	4,716,054	3,074,987	5,126,447	4,057,300	34,68,924	25,13,150	17,12,630	24,97,308	18,15,575
Tea-chests, entire or in sections—										
Of iron or steel or other metal (III. U)—										
United Kingdom (*including* Channel Islands)	—	—	—	—	—	21,407	97,393	1,35,878	4,69,073	4,39,861
Ceylon (*excluding* Maldives)	—	—	—	—	—	..	..	2,175	1,114	3,590
TOTAL BRITISH EMPIRE	—	—	—	—	—	21,407	97,393	1,37,553	4,70,187	4,43,451
U. S. S. R.—										
Northern	—	—	—	—	—	..	..	6,063	..	..
Finland	—	—	—	—	—	..	..	..	216	15,604
Estonia	—	—	—	—	—	..	..	..	..	11,851
Sweden	—	—	—	—	—	..	1,623	1,703	5,586	15,782
Germany	—	—	—	—	—	12,722	6,522	4,078	16,059	38,657
Japan	—	—	—	—	—	..	..	7	5,376	20,997
Other Foreign Countries	—	—	—	—	—	1,068	1,005	1,269	5,125	4,783
TOTAL FOREIGN COUNTRIES	—	—	—	—	—	13,790	9,150	13,120	32,364	1,07,184
Share of Bengal	—	—	—	—	—	*168*	..	*7,299*	..	*22,726*
„ *Madras*	—	—	—	—	—	*35,029*	*1,06,542*	*1,43,374*	*5,02,136*	*5,26,909*
„ *Burma*	—	—	—	—	—	..	..	..	*415*	..
TOTAL	—	—	—	—	—	35,197	1,06,542	1,50,673	5,02,551	5,49,635
Of wood (III. U)—										
United Kingdom (*including* Channel Islands)	—	—	—	—	—	34,15,799	37,15,625	37,25,458	37,28,009	34,87,292
Ceylon (*excluding* Maldives)	—	—	—	—	—	378	507	989	485	6,860
TOTAL BRITISH EMPIRE	—	—	—	—	—	34,16,177	37,16,132	37,26,447	37,28,494	34,94,152

No. 10—*continued*

ARTICLES, AND COUNTRIES OF CONSIGNMENT; ALSO SHARE OF EACH PROVINCE	QUANTITY					VALUE				
	1932-33	1933-34	1934-35	1935-36	1936-37	1932-33	1933-34	1934-35	1935-36	1936-37
						R	R	R	R	R
Tea-chests, entire or in sections—*continued*										
Of wood (III, U)—continued										
U. S. S. R.—										
Northern	—	—	—	—	—	9,663	19,796	17,114	6,358	20,713
Southern	—	—	—	—	—	22,898	17,192	5,597	5,150	7,425
Finland	—	—	—	—	—	2,93,999	2,44,768	2,12,710	2,15,193	3,14,761
Estonia	—	—	—	—	—	4,51,278	7,67,115	7,26,517	10,10,147	8,31,555
Latvia	—	—	—	—	—	13,775	..	2,471	..	1,078
Sweden	—	—	—	—	—	66,897	55,614	32,187	25,871	19,573
Norway	—	—	—	—	—	..	22,830	..	11,758	2,819
Poland (*including* Danzig)	—	—	—	—	—	5,620	765	3,708	122	272
Denmark	—	—	—	—	—	329	3,122	37,586	33,038	25,851
Germany	—	—	—	—	—	3,49,474	1,94,401	1,40,462	2,18,088	2,19,179
Belgium	—	—	—	—	—	6,988	579	278	3,936	7,190
Japan	—	—	—	—	—	95,929	1,88,760	1,47,553	60,960	1,30,745
Other Foreign Countries	—	—	—	—	—	4,261	307	..	426	1,864
TOTAL FOREIGN COUNTRIES	—	—	—	—	—	13,26,105	15,15,449	13,81,128	15,86,032	15,88,025
Share of Bengal	—	—	—	—	—	*37,64,263*	*43,33,021*	*41,34,986*	*46,25,676*	*41,79,467*
,, *Bombay*	—	—	—	—	—	..	..	..	..	*5*
,, *Madras*	—	—	—	—	—	*9,78,020*	*9,03,558*	*9,33,989*	*6,33,850*	*8,96,659*
,, *Burma*	—	—	—	—	—	..	*2*	..	..	*1,046*
TOTAL	—	—	—	—	—	47,42,283	52,51,581	50,57,575	53,14,526	50,77,177
Total of Tea-chests, entire or in sections—										
United Kingdom (*including* Channel Islands)	—	—	—	—	—	34,37,906	38,13,018	38,60,886	41,97,082	39,26,153
Ceylon (*excluding* Maldives)	—	—	—	—	—	378	507	3,104	1,599	10,450
TOTAL BRITISH EMPIRE	—	—	—	—	—	34,37,584	38,13,525	38,64,000	41,98,681	39,36,603
U. S. S. R.—										
Northern	—	—	—	—	—	9,663	19,796	23,177	6,358	20,713
Southern	—	—	—	—	—	22,898	17,192	5,597	5,150	7,425
Finland	—	—	—	—	—	2,93,999	2,44,768	2,12,710	2,15,401	3,30,425
Estonia	—	—	—	—	—	4,51,278	7,67,115	7,26,517	10,10,147	8,42,906
Latvia	—	—	—	—	—	13,775	..	2,471	..	1,078
Sweden	—	—	—	—	—	66,897	57,437	33,340	21,457	35,305
Norway	—	—	—	—	—	..	22,830	.	16,509	5,318
Poland (*including* Danzig)	—	—	—	—	—	5,620	765	3,708	122	272
Denmark	—	—	—	—	—	329	3,122	37,586	33,038	26,761
Germany	—	—	—	—	—	3,62,196	2,00,923	1,44,540	2,29,147	2,57,880
Belgium	—	—	—	—	—	8,051	1,584	1,542	4,805	8,564
Japan	—	—	—	—	—	95,929	1,88,760	1,47,560	66,336	1,51,742
Other Foreign Countries	—	—	—	—	—	4,261	307	..	426	1,864
TOTAL FOREIGN COUNTRIES	—	—	—	—	—	13,39,606	15,24,509	13,44,248	16,18,396	16,90,209
Share of Bengal	—	—	—	—	—	*37,64,431*	*43,33,021*	*41,41,555*	*46,25,676*	*42,02,193*
,, *Bombay*	—	—	—	—	—	..	..	..	..	*5*
,, *Madras*	—	—	—	—	—	*10,13,049*	*10,10,101*	*10,66,663*	*11,90,936*	*14,23,568*
,, *Burma*	—	—	—	—	—	..	*2*	..	*415*	*1,046*
TOTAL	—	—	—	—	—	47,77,480	53,33,124	52,08,248	58,17,077	56,26,812
Telegraphs, materials for construction and accessories (*excluding* electrical) (III, D)—										
United Kingdom (*including* Channel Islands)	—	—	—	—	—	528	7,646	297	2,744	1,46,651
Estonia	—	—	—	—	—	..	..	..	..	40,619
Germany	—	—	—	—	—	..	..	..	..	8,242
Japan	—	—	—	—	—	..	..	..	..	9,248
Other Foreign Countries	—	—	—	—	—	..	..	..	..	8,284
TOTAL FOREIGN COUNTRIES	—	—	—	—	—	..	..	..	..	66,393

No. 10—*continued*

ARTICLES, AND COUNTRIES OF CONSIGNMENT; ALSO SHARE OF EACH PROVINCE	Quantity					Value				
	1932-33	1933-34	1934-35	1935-36	1936-37	1932-33	1933-34	1934-35	1935-36	1936-37
						R	R	R	R	R
Telegraphs, materials for construction and accessories (*excluding* electrical) (III. D)—*continued*										
Share of Bengal	—	—	—	—	—	..	*3,015*	*97*	*2,431*	*2,13,044*
„ *Bombay*	—	—	—	—	—	*87*	..	..	..	..
„ *Sind*	—	—	—	—	—	*441*	..	..	..	..
„ *Madras*	—	—	—	—	—	..	*4,539*	..	..	..
„ *Burma*	—	—	—	—	—	..	*92*	*200*	*313*	..
TOTAL	—	—	—	—	—	528	7,646	297	2,744	2,13,044
Telephones, materials for construction and accessories (*excluding* electrical) (III. D)—										
United Kingdom (*including* Channel Islands)	—	—	—	—	—	17,075	44,034	14,986	22,078	309
Sweden	—	—	—	—	—	1,764	9,552	1,868	1,225	..
Belgium	—	—	—	—	—	2,848	878	6,117	1,799	..
Other Foreign Countries	—	—	—	—	—	5,101	5,724	1,288	1,001	2,851
TOTAL FOREIGN COUNTRIES	—	—	—	—	—	8,713	16,149	9,263	4,025	2,851
Share of Bengal	—	—	—	—	—	*24,295*	*34,412*	*22,708*	*24,202*	*2,851*
„ *Bombay*	—	—	—	—	—	*1,052*	*15,742*	*5*	*76*	..
„ *Sind*	—	—	—	—	—	*114*	..	..	..	..
„ *Madras*	—	—	—	—	—	..	*9,577*	*1,168*	*9*	*309*
„ *Burma*	—	—	—	—	—	*297*	*451*	*368*	*1,811*	..
TOTAL	—	—	—	—	—	25,788	60,183	24,249	26,098	3,160
Textiles—										
Cotton—										
***Raw (II. M)*—**	Tons	Tons	Tons	Tons	Tons					
United Kingdom (*including* Channel Islands)	609	4	1,384	20	46	4,59,569	4,418	11,99,298	25,071	46,728
Union of South Africa	..	81	45	290	108	4	74,980	45,288	2,88,104	98,138
Zanzibar and Pemba	37	14	..	..	18	28,913	14,000	..	..	17,515
Kenya Colony	20,694	24,188	32,725	36,631	35,925	1,77,65,761	2,02,26,478	2,76,58,418	3,12,95,148	3,06,17,865
Tanganyika Territory	943	2,589	2,427	4,630	4,143	8,13,918	23,01,611	22,12,701	39,75,801	34,89,363
Uganda Protectorate	..	27	27	54	18	..	26,250	30,000	51,800	15,350
Anglo-Egyptian Sudan	6,447	871	3,354	4,982	4,086	55,24,750	7,19,299	29,35,659	43,39,378	41,81,955
Other British Possessions	..	..	..	6	..	422	150	312	1,455	202
TOTAL BRITISH EMPIRE	28,730	27,774	39,962	46,613	44,339	2,56,93,337	2,38,67,186	3,40,81,621	4,04,71,757	3,84,67,116
Italy (*including* Fiume)	113	..	..	..	..	86,974	..	160	25	120
Syria	7	..	..	..	..	6,490	..	..	50	..
Iran	883	874	729	43	1	4,47,602	4,33,051	4,17,182	25,825	450
Japan	96	..	1	..	4	84,974	298	1,304	1,338	4,772
Egypt	9,135	6,068	16,911	15,484	18,546	77,93,690	58,30,650	1,54,78,805	1,40,04,479	1,83,98,221
Portuguese East Africa	..	..	..	547	148	..	..	..	4,97,815	1,33,177

No. 10—*continued*

ARTICLES, AND COUNTRIES OF CONSIGNMENT; ALSO SHARE OF EACH PROVINCE	QUANTITY					VALUE				
	1932-33	1933-34	1934-35	1935-36	1936-37	1932-33	1933-34	1934-35	1935-36	1936-37
						R	R	R	R	R
Textiles—*continued*										
Cotton—*continued*										
***Raw (II. M)*—continued**	Tons	Tons	Tons	Tons	Tons					
United States of America—										
Vid Atlantic Coast	44,859	7,026	482	6,950	64	3,76,75,067	55,71,256	4,60,837	61,52,961	76,338
,, Pacific ,,	932	1,100	1,156	3,487	868	7,82,502	8,20,761	11,40,533	29,30,025	7,47,467
Argentine Republic (*including* the Atlantic Coast of Patagonia)	..	..	..	90	..	..	..	..	82,541	..
Peru	..	45	1,264	3,271	735	..	36,730	11,92,080	31,27,090	4,03,615
Brazil	..	..	54	..	287	..	..	68,400	31	2,35,141
Other Foreign Countries	3	9	5	2	1	1,328	4,074	2,202	1,450	1,289
TOTAL FOREIGN COUNTRIES	56,028	15,122	20,602	29,874	20,649	4,68,79,227	1,22,02,820	1,87,56,503	2,69,13,630	2,00,00,620
Share of Bengal	*1,022*	*757*	*1,567*	*2,095*	*2,251*	*9,22,764*	*6,75,373*	*15,29,507*	*20,82,354*	*21,52,456*
,, *Bombay*	*32,172*	*41,480*	*57,801*	*72,805*	*60,692*	*7,04,25,141*	*3,41,96,653*	*5,00,81,592*	*6,36,05,602*	*5,40,28,839*
,, *Sind*	..	..	*31*	*1*	..	*389*	*372*	*13,804*	*1,273*	*921*
,, *Madras*	*1,564*	*659*	*1,165*	*1,586*	*2,045*	*12,24,103*	*6,94,412*	*12,12,753*	*16,96,066*	*22,84,539*
,, *Burma*	..	..	..	..	..	*176*	*196*	*468*	*692*	*981*
TOTAL	34,758	42,896	60,564	76,487	64,988	7,25,72,564	3,55,70,006	5,28,38,124	6,73,85,887	5,84,67,736
***Waste (II. M)*—**	Cwts.	Cwts.	Cwts.	Cwts.	Cwts.					
TOTAL BRITISH EMPIRE	32	48	85	115	124	718	688	1,723	2,748	3,003
TOTAL FOREIGN COUNTRIES	..	..	4	..	250	..	..	42	25	1,252
Share of Bengal	*25*	*43*	*81*	*97*	*382*	*564*	*569*	*1,668*	*2,476*	*3,714*
,, *Bombay*	..	..	*1*	..	..	..	..	*16*	..	..
,, *Sind*	..	..	..	..	..	*17*	..	..	..	..
,, *Madras*	..	..	..	..	*5*	..	..	..	..	*111*
,, *Burma*	*7*	*5*	*7*	*18*	*17*	*137*	*119*	*81*	*297*	*430*
TOTAL	32	48	89	115	374	718	688	1,765	2,773	4,255
Twist and Yarn—										
Grey (unbleached) Nos. 1 to 10 (III. P)—	Lbs.	Lbs.	Lbs.	Lbs.	Lbs.					
United Kingdom (*including* Channel Islands)	..	..	..	..	2,117	..	..	..	..	1,597
China (*exclusive* of Hongkong and Macão)	..	..	39,083	..	18,774	..	..	11,494	..	8,815
Other Foreign Countries	..	8,000	8	..	..	..	3,500	4	..	..
TOTAL FOREIGN COUNTRIES	..	8,000	39,091	..	18,774	..	3,500	11,498	..	8,815
Share of Bombay	..	*8,000*	*39,083*	..	..	..	*3,500*	*11,494*	..	..
,, *Sind*	..	..	..	..	*2,114*	..	..	..	..	*1,598*
,, *Burma*	..	..	*8*	..	*16,777*	..	..	*4*	..	*8,816*
TOTAL	..	8,000	39,091	..	20,891	..	3,500	11,498	..	10,412
Grey (unbleached) Nos. 11 to 18 (III. P)—	Lbs.	Lbs.	Lbs.	Lbs.	Lbs.					
TOTAL BRITISH EMPIRE	4,808	..	2,448	870	6,178	2,849	..	1,577	526	3,849
TOTAL FOREIGN COUNTRIES	..	12,691	4	..	2,000	..	5,782	2	..	906

No. 10—*continued*

ARTICLES, AND COUNTRIES OF CONSIGNMENT; ALSO SHARE OF EACH PROVINCE	QUANTITY					VALUE				
	1932-33	1933-34	1934-35	1935-36	1936-37	1932-33	1933-34	1934-35	1935-36	1936-37
						Rs	Rs	Rs	Rs	Rs
Textiles—*continued*										
Cotton—*continued*										
Twist and Yarn—continued	Lbs.	Lbs.	Lbs.	Lbs.	Lbs.					
Grey (unbleached) Nos. 11 to 15 (III. P)—*continued*										
Share of Bengal	*4,308*	*1,691*	..	..	..	*2,349*	*1,338*	..	..	..
„ *Bombay*	..	*11,000*	..	*70*	*2,173*	..	*4,359*	..	*39*	*1,046*
„ *Sind*	..	..	*2,443*	..	..	..	..	*1,577*	..	..
„ *Madras*	..	..	*9*	*800*	*6,000*	..	..	*2*	*487*	*3,709*
TOTAL	4,308	12,691	2,452	870	8,173	2,349	5,738	1,579	526	4,755
Grey (unbleached) Nos. 16 to 20 (III. P)—	Lbs.	Lbs.	Lbs.	Lbs.	Lbs.					
United Kingdom (*including* Channel Islands)	68,514	36,967	13,634	26,120	20,635	37,740	32,555	12,454	23,172	20,842
Iran	..	35,400	14,800	..	..	..	20,025	7,906	..	..
Japan	614,000	41,600	58,536	7,744	4,000	3,07,937	23,220	30,482	3,958	1,790
China (*exclusive* of Hongkong and Macáo)	6,000	68,200	70,000	..	22,698	2,823	35,704	34,412	..	13,680
Other Foreign Countries	..	..	..	5,200	..	..	..	..	2,600	..
TOTAL FOREIGN COUNTRIES	620,000	140,200	138,336	12,944	26,698	3,10,760	78,949	72,800	6,558	15,370
Share of Bengal	*32,740*	*34,746*	*12,760*	*21,095*	*9,123*	*61,669*	*30,614*	*11,186*	*24,094*	*6,588*
„ *Bombay*	*604,800*	*131,821*	*126,400*	*5,893*	*3,656*	*3,05,966*	*75,562*	*66,819*	*2,662*	*3,168*
„ *Sind*	..	..	..	*1,460*	..	..	..	..	*1,456*	..
„ *Madras*	*1,274*	..	*860*	*916*	*11,856*	*865*	..	*650*	*1,318*	*12,786*
„ *Burma*	..	*10,600*	*12,010*	..	*22,693*	..	*6,028*	*7,600*	..	*13,680*
TOTAL	688,514	177,167	151,970	29,064	47,333	3,68,500	1,11,504	85,254	29,730	36,212
Grey (unbleached) Nos. 21 to 25 (III. P)—	Lbs.	Lbs.	Lbs.	Lbs.	Lbs.					
United Kingdom (*including* Channel Islands)	10,577	9,734	11,911	11,150	10,248	10,317	8,955	11,324	8,909	9,326
Ceylon (*excluding* Maldives)	..	..	1,666	..	..	..	..	684	..	..
TOTAL BRITISH EMPIRE	10,577	9,734	13,577	11,150	10,248	10,317	8,955	12,008	8,909	9,326
Iran	..	..	40,467	7,500	..	..	..	25,377	4,750	..
Other Foreign Countries	..	..	2	36	..	..	..	1	18	..
TOTAL FOREIGN COUNTRIES	..	..	40,469	7,536	..	..	..	25,378	4,768	..
Share of Bengal	*10,577*	*9,734*	*8,911*	*9,744*	*6,433*	*10,317*	*8,955*	*8,608*	*8,027*	*6,179*
„ *Bombay*	..	..	*40,467*	*7,742*	*3,765*	..	..	*25,377*	*4,919*	*3,147*
„ *Madras*	..	..	*1,666*	*1,200*	..	..	..	*684*	*731*	..
„ *Burma*	..	..	*3,002*	..	..	..	..	*2,717*	..	..
TOTAL	10,577	9,734	54,046	18,686	10,248	10,317	8,955	37,386	13,677	9,326
Grey (unbleached) Nos. 26 to 30 (III. P)—	Lbs.	Lbs.	Lbs.	Lbs.	Lbs.					
United Kingdom (*including* Channel Islands)	611,790	402,528	607,747	689,485	525,973	3,65,577	2,44,615	3,87,688	3,88,624	3,42,389
Japan	95,030	130,374	268,294	480,810	222,168	58,185	71,012	1,53,394	2,27,248	1,25,877
Other Foreign Countries	..	..	13,288	..	..	..	..	4,136	..	..
TOTAL FOREIGN COUNTRIES	95,030	130,374	281,582	480,810	222,168	58,185	71,012	1,57,530	2,27,248	1,25,877
Share of Bengal	*429,924*	*392,588*	*585,628*	*637,835*	*517,849*	*2,55,499*	*2,35,947*	*3,69,707*	*3,87,249*	*3,33,364*
„ *Bombay*	*5,050*	*10,900*	*37,894*	*3,090*	*14,147*	*4,082*	*9,075*	*29,615*	*2,383*	*12,113*
„ *Sind*	*2,000*	..	*13,938*	..	..	*916*	..	*4,136*	..	..
„ *Madras*	*137,806*	..	*625*	*560*	*800*	*79,842*	..	*670*	*382*	*529*
„ *Burma*	*132,040*	*129,414*	*248,896*	*428,260*	*215,345*	*83,423*	*70,605*	*1,41,090*	*2,25,853*	*1,22,255*
TOTAL	706,820	532,902	889,279	1,069,745	748,141	4,23,762	3,15,627	5,45,218	6,15,867	4,68,266

No. 10—*continued*

ARTICLES, AND COUNTRIES OF CONSIGNMENT; ALSO SHARE OF EACH PROVINCE	QUANTITY					VALUE				
	1932-33	1933-34	1934-35	1935-36	1936-37	1932-33	1933-34	1934-35	1935-36	1936-37
Textiles—*continued*						R	R	R	R	R
Cotton—*continued*										
Twist and Yarn—continued										
Grey (unbleached) Nos. 31 to 40 (III. P)—	Lbs.	Lbs.	Lbs.	Lbs.	Lbs.					
United Kingdom (*including* Channel Islands)	1,410,237	1,268,791	740,014	1,361,627	1,076,017	9,86,888	8,57,501	5,38,881	9,45,055	8,24,155
Straits Settlements	80,000	..	..	..	..	51,651	..	..	..	..
Hongkong	20,000	..	..	108,400	..	12,221	..	..	67,833	..
TOTAL BRITISH EMPIRE	1,510,237	1,268,791	740,014	1,370,027	1,076,017	10,00,755	8,57,501	5,38,881	10,12,888	8,24,155
Siam	100,000	80,000	..	..	..	55,602	49,346	..	..	..
Japan	6,232,200	4,613,600	1,358,142	4,075,239	1,678,784	38,95,709	29,13,313	8,89,626	32,00,622	9,85,481
China (*exclusive* of Hongkong and Macao)	11,534,400	7,554,080	5,021,600	6,182,447	533,721	71,06,556	46,06,572	32,89,242	38,98,484	3,39,399
Other Foreign Countries	2,000	..	856	..	..	2,358	..	732	..	..
TOTAL FOREIGN COUNTRIES	17,868,600	12,247,680	6,380,598	11,157,686	2,207,505	1,10,60,220	75,69,231	41,79,600	70,99,106	13,24,880
Share of Bengal	*12,077,340*	*11,537,867*	*5,621,186*	*10,389,522*	*2,745,630*	*74,80,337*	*71,67,315*	*36,86,297*	*68,03,211*	*18,30,902*
,, *Bombay*	*4,766,346*	*1,562,554*	*1,488,264*	*2,042,345*	*398,146*	*31,11,172*	*10,29,003*	*10,04,378*	*12,50,137*	*2,34,279*
,, *Sind*	*5,299*	..	..	*28,593*	*63,681*	*3,238*	..	..	*23,075*	*37,005*
,, *Madras*	*2,453,737*	*338,050*	*30,990*	*13,248*	*6,060*	*14,13,964*	*2,10,850*	*20,237*	*9,991*	*6,089*
,, *Burma*	*77,118*	*23,000*	*10,072*	*44,000*	*70,005*	*52,314*	*19,559*	*7,619*	*25,590*	*40,760*
TOTAL	19,378,837	13,516,471	7,120,612	12,527,713	3,283,522	1,20,60,975	84,26,732	47,18,431	81,11,994	21,49,035
Grey (unbleached) Nos. 41 to 50 (III. P)—	Lbs.	Lbs.	Lbs.	Lbs.	Lbs.					
United Kingdom (*including* Channel Islands)	409,360	443,805	362,271	243,109	292,699	3,53,490	3,78,235	3,17,515	2,23,843	2,86,345
Japan	47,000	32,000	4,200	363,300	297,300	30,905	22,172	4,000	2,37,426	1,85,267
China (*exclusive* of Hongkong and Macao)	40,000	20,000	..	..	..	24,903	12,452	..	..	..
French Somaliland	..	..	..	..	1,200	..	..	..	..	825
TOTAL FOREIGN COUNTRIES	87,000	52,000	4,200	363,300	298,500	55,808	34,624	4,000	2,37,426	1,86,092
Share of Bengal	*224,788*	*189,353*	*138,755*	*196,503*	*482,394*	*1,84,305*	*1,39,530*	*98,231*	*1,37,834*	*400,505*
,, *Bombay*	*131,685*	*209,517*	*227,567*	*272,467*	*104,167*	*1,20,493*	*1,95,465*	*2,13,710*	*2,99,928*	*66,544*
,, *Sind*	..	..	*1,014*	*4,170*	*3,550*	..	..	*1,099*	*4,276*	*3,786*
,, *Madras*	*129,839*	*96,935*	*2,135*	*4,279*	*1,058*	*1,24,000*	*37,864*	*3,476*	*3,764*	*1,103*
,, *Burma*	..	..	..	*29,000*	..	..	..	..	*15,467*	..
TOTAL	496,360	495,805	366,471	606,409	591,199	4,09,298	4,12,859	3,21,515	4,61,269	4,72,437
Grey (unbleached) Nos. 51 to 60 (III. P)—	Lbs.	Lbs.	Lbs.	Lbs.	Lbs.					
United Kingdom (*including* Channel Islands)	3,277,539	2,191,476	1,822,126	2,192,288	1,344,978	30,84,756	19,57,366	16,98,979	19,96,239	13,13,105
Hongkong	..	..	30,000	30,800	75,200	..	..	22,500	22,695	56,133
TOTAL BRITISH EMPIRE	3,277,539	2,191,476	1,852,126	2,223,088	1,420,178	30,84,756	19,57,366	17,21,479	20,18,874	13,69,238
Japan	28,000	96,520	288,000	514,261	917,550	25,220	85,407	2,48,488	4,00,035	6,98,816
China (*exclusive* of Hongkong and Macao)	..	20,000	2,888,100	2,258,950	1,933,450	..	17,590	22,06,496	16,87,759	22,50,121
Other Foreign Countries	1,200	..	..	..	..	1,779	..	..	..	..
TOTAL FOREIGN COUNTRIES	29,200	116,520	3,176,100	2,773,211	3,351,000	26,999	1,02,997	24,49,984	20,88,394	29,48,937

No. 10—*continued*

ARTICLES, AND COUNTRIES OF CONSIGNMENT: ALSO SHARE OF EACH PROVINCE	QUANTITY					VALUE				
	1932-33	1933-34	1934-35	1935-36	1936-37	1932-33	1933-34	1934-35	1935-36	1936-37
Textiles—*continued*										
Cotton—*continued*						R	R	R	R	R
Twist and Yarn—continued										
Grey (unbleached) Nos. 51 to 60 (III. P)—*continued*	Lbs.	Lbs.	Lbs.	Lbs.	Lbs.					
Share of Bengal	*308,392*	*418,991*	*1,103,145*	*1,194,443*	*690,314*	*2,57,844*	*3,32,433*	*5,94,775*	*9,31,172*	*5,47,864*
„ *Bombay*	*131,724*	*68,363*	*1,844,822*	*1,468,487*	*2,011,329*	*1,13,551*	*63,460*	*14,22,257*	*12,17,633*	*16,95,193*
„ *Sind*	*1,800*	..	*290*	..	..	*1,766*	..	*378*	..	..
„ *Madras*	*2,360,823*	*1,820,642*	*2,079,969*	*2,343,364*	*2,565,625*	*27,34,413*	*16,64,470*	*18,53,993*	*19,58,463*	*20,72,126*
„ *Burma*	*4,000*	..	..	..	*4,000*	*4,181*	..	..	..	*2,993*
TOTAL	2,806,739	2,307,996	5,028,226	4,996,294	5,271,178	31,11,755	20,60,363	41,71,403	41,07,268	43,18,175
Grey (unbleached) Nos. 61 to 100 (III. P)—	Lbs.	Lbs.	Lbs.	Lbs.	Lbs.					
United Kingdom (*including* Channel Islands)	1,488,786	1,580,974	1,721,392	1,485,759	1,063,457	18,66,397	19,09,804	20,99,940	17,89,341	13,18,282
Straits Settlements	..	..	..	..	400	..	..	..	..	358
TOTAL BRITISH EMPIRE	1,488,786	1,580,974	1,721,392	1,485,759	1,063,857	18,66,397	19,09,804	20,99,940	17,89,341	13,18,640
Japan	7,100	19,100	6,550	23,314	69,300	8,459	20,612	5,961	23,466	66,279
China (*exclusive* of Hongkong and Macão)	..	..	14,000	264,650	238,400	..	..	13,378	2,58,821	2,26,334
TOTAL FOREIGN COUNTRIES	7,100	19,100	20,550	293,464	307,700	8,459	20,612	19,339	2,82,287	2,92,613
Share of Bengal	*643,722*	*535,074*	*733,058*	*568,500*	*289,037*	*7,65,891*	*6,52,932*	*8,43,771*	*6,32,490*	*3,34,799*
„ *Bombay*	*66,141*	*158,188*	*160,810*	*491,544*	*593,632*	*81,167*	*1,88,058*	*1,94,712*	*5,48,768*	*6,56,917*
„ *Sind*	*18,543*	*4,029*	*21,719*	*6,699*	*11,727*	*25,667*	*5,218*	*30,395*	*8,942*	*15,040*
„ *Madras*	*767,480*	*852,533*	*826,355*	*712,480*	*472,161*	*10,93,231*	*10,84,208*	*10,50,401*	*8,81,428*	*6,04,497*
TOTAL	1,495,886	1,600,074	1,741,942	1,779,223	1,371,557	18,74,856	19,30,416	21,19,279	20,71,628	16,11,253
Grey (unbleached) above No. 100 (III. P)—	Lbs.	Lbs.	Lbs.	Lbs.	Lbs.					
United Kingdom (*including* Channel Islands)	83,511	89,307	135,840	105,737	84,148	1,51,368	1,46,010	2,31,631	1,71,909	147,039
Japan	..	..	50	..	..	..	..	106	..	..
Share of Bengal	*42,605*	*48,777*	*75,410*	*50,201*	*36,318*	*75,030*	*78,706*	*1,22,087*	*83,738*	*60,806*
„ *Bombay*	*2,151*	*2,168*	..	*14,831*	*800*	*3,151*	*3,268*	..	*19,182*	*1,110*
„ *Sind*	..	..	..	*250*	..	..	..	..	*399*	..
„ *Madras*	*38,755*	*38,362*	*60,480*	*40,355*	*47,030*	*73,187*	*64,036*	*1,09,650*	*68,590*	*85,123*
TOTAL	83,511	89,307	135,890	105,737	84,148	1,51,368	1,46,010	2,31,737	1,71,909	147,039
Grey two-folds (doubles) (III. P)(a)—	Lbs.	Lbs.								
United Kingdom (*including* Channel Islands)	835,896	387,105	—	—	—	9,63,605	4,35,895	—	—	—
Hongkong	..	20,000	—	—	—	..	15,294	—	—	—
TOTAL BRITISH EMPIRE	835,896	407,105	—	—	—	9,63,505	4,51,189	—	—	—
Iran	..	20,800	—	—	—	..	12,504	—	—	—
Japan	2,852,520	1,362,689	—	—	—	21,03,500	11,41,821	—	—	—
China (*exclusive* of Hongkong and Macão)	1,715,000	2,551,606	—	—	—	12,69,916	17,92,906	—	—	—
Other Foreign Countries	1,250	50	—	—	—	951	121	—	—	—
TOTAL FOREIGN COUNTRIES	4,568,750	3,935,095	—	—	—	33,74,367	29,47,412	—	—	—
Share of Bengal	*1,050,560*	*1,239,489*	—	—	—	*7,42,720*	*8,76,088*	—	—	—
„ *Bombay*	*3,422,316*	*2,320,448*	—	—	—	*30,60,509*	*20,58,214*	—	—	—
„ *Sind*	*1,200*	*10,500*	—	—	—	*1,651*	*6,644*	—	—	—
„ *Madras*	*4,500*	*12,000*	—	—	—	*4,134*	*14,070*	—	—	—
„ *Burma*	*915,570*	*759,763*	—	—	—	*5,28,958*	*4,43,565*	—	—	—
TOTAL	5,404,646	4,342,200	—	—	—	43,37,972	33,98,601	—	—	—

(a) Sub-divided into groups by counts from 1934-35.

No. 10—*continued*

ARTICLES, AND COUNTRIES OF CONSIGNMENT; ALSO SHARE OF EACH PROVINCE	QUANTITY					VALUE				
	1932-33	1933-34	1934-35	1935-36	1936-37	1932-33	1933-34	1934-35	1935-36	1936-37
								R	R	R
Textiles—continued										
Cotton—continued										
Twist and Yarn—continued										
Grey two-folds (doubles) Nos. 1-25 (III. P)(a)—										
			Lbs.	Lbs.	Lbs.					
United Kingdom (*including* Channel Islands)	—	—	19,620	3,314	2,415	—	—	13,263	3,245	2,229
TOTAL FOREIGN COUNTRIES	—	—	3,600	..	10	—	—	2,411	..	24
Share of Bengal	—	—	*300*	*3,314*	*288*	—	—	*288*	*3,245*	*471*
,, *Bombay*	—	—	*22,920*	..	*2,137*	—	—	*15,386*	..	*1,782*
TOTAL	—	—	23,220	3,314	2,425	—	—	15,674	3,245	2,253
Grey two-folds (doubles) Nos. 26-50 (III. P)(a)—										
			Lbs.	Lbs.	Lbs.					
United Kingdom (*including* Channel Islands)	—	—	180,922	159,504	48,541	—	—	1,47,512	1,46,212	41,300
Hongkong	—	—	6,000	157,600	30,000	—	—	4,588	1,04,583	17,261
TOTAL BRITISH EMPIRE	—	—	186,922	317,104	78,541	—	—	1,52,100	2,50,795	58,561
Iran	—	—	16,387	6,600	..	—	—	12,284	4,841	..
Japan	—	—	357,572	2,313,605	1,547,250	—	—	2,27,027	15,81,667	10,25,281
China (*exclusive* of Hongkong and Macão)	—		3,634,900	2,992,505	497,200	—	—	25,37,555	20,54,567	3,11,418
Other Foreign Countries	—	—	..	136	..	—	—	..	626	..
TOTAL FOREIGN COUNTRIES	—	—	4,008,859	5,312,846	2,044,450	—	—	27,77,466	36,41,701	13,36,699
Share of Bengal	—	—	*1,330,816*	*1,329,595*	*636,185*	—	—	*9,40,165*	*12,88,627*	*4,29,520*
,, *Bombay*	—	—	*2,211,315*	*3,980,451*	*1,032,056*	—	—	*15,84,195*	*21,66,091*	*6,89,432*
,, *Sind*	—	—	..	*14,000*	*10,000*	—	—	..	*3,645*	*5,909*
,, *Madras*	—	—	..	*50*	..	—	—	..	*21*	..
,, *Burma*	—	—	*633,650*	*695,354*	*444,750*	—	—	*4,05,206*	*4,39,042*	*2,70,399*
TOTAL	—	—	4,195,781	5,629,950	2,122,991	—	—	29,29,566	38,92,496	13,95,260
Grey two-folds (doubles) Nos. 51-80 (III. P)(a)—										
			Lbs.	Lbs.	Lbs.					
United Kingdom (*including* Channel Islands)	—	—	101,636	51,165	82,723	—	—	1,22,775	60,171	96,163
Hongkong	—	—	6,000	200,000	54,000	—	—	6,795	1,73,378	50,167
TOTAL BRITISH EMPIRE	—	—	107,636	251,165	136,723	—	—	1,29,570	2,33,549	1,46,330
Iran	—	—	1,200	..	..	—	—	600	..	..
Japan	—	—	436,000	613,591	658,420	—	—	4,02,122	5,76,388	6,64,591
China (*exclusive* of Hongkong and Macão)	—	—	1,010,800	1,223,885	556,200	—	—	10,56,263	11,27,711	5,24,947
United States of America—										
Via Atlantic Coast	—	—	4,490	..	..	—	—	3,272	..	..
TOTAL FOREIGN COUNTRIES	—	—	1,453,390	1,837,476	1,214,620	—	—	15,57,257	17,04,049	11,89,538
Share of Bengal	—	—	*64,964*	*57,803*	*45,596*	—	—	*73,584*	*49,078*	*51,909*
,, *Bombay*	—	—	*1,477,232*	*2,089,667*	*1,366,534*	—	—	*15,90,616*	*18,85,552*	*12,43,721*
,, *Sind*	—	—	..	*1,166*	..	—	—	..	*1,938*	..
,, *Madras*	—	—	*18,830*	..	*39,223*	—	—	*22,627*	..	*40,238*
TOTAL	—	—	1,561,026	2,088,641	1,851,343	—	—	16,86,827	19,37,598	13,35,868
Grey two-folds (doubles) above No. 80 (III. P)(a)—										
			Lbs.	Lbs.	Lbs.					
United Kingdom (*including* Channel Islands)	—	—	77,165	201,547	92,934	—	—	1,23,715	3,02,458	1,39,992
Japan	—	—	70,400	90,200	131,810	—	—	1,04,980	1,18,927	1,90,609
China (*exclusive* of Hongkong and Macão)	—	—	14,000	..	2,000	—	—	16,941	..	2,010
TOTAL FOREIGN COUNTRIES	—	—	84,400	90,200	133,810	—	—	1,21,921	1,18,927	1,92,619
Share of Bengal	—	—	*8,750*	*28,099*	*18,798*	—	—	*12,832*	*28,381*	*29,312*
,, *Bombay*	—	—	*151,615*	*2,69,648*	*203,746*	—	—	*2,31,214*	*3,93,004*	*2,98,607*
,, *Madras*	—	—	*1,200*	..	*4,200*	—	—	*1,600*	..	*4,692*
TOTAL	—	—	161,565	291,747	226,744	—	—	2,45,636	4,21,385	3,32,611

(a) Separately shown from 1934-35.

No. 10—*continued*

ARTICLES, AND COUNTRIES OF CONSIGNMENT; ALSO SHARE OF EACH PROVINCE	QUANTITY					VALUE				
	1932-33	1933-34	1934-35	1935-36	1936-37	1932-33	1933-34	1934-35	1935-36	1936-37
Textiles—*continued*						R	R	R	R	R
Cotton—*continued*										
Twist and Yarn—continued										
Total of Grey (unbleached) (III. P)—	Lbs.	Lbs.	Lbs.	Lbs.	Lbs.					
United Kingdom (*including* Channel Islands)	3,196,118	3,410,687	5,796,726	6,381,620	4,653,052	77,91,732	59,70,936	57,07,204	60,59,704	45,46,618
Straits Settlements	80,000	..	..	..	400	51,651	..	..	..	388
Hongkong	20,000	20,000	42,000	496,800	159,200	12,221	15,294	33,883	3,68,429	1,23,561
Other British Possessions	2,400	..	1,666	..	..	750	..	684	..	..
TOTAL BRITISH EMPIRE	3,300,518	3,430,687	5,840,392	6,878,420	4,812,652	78,56,354	59,86,230	57,41,771	64,28,133	46,70,582
Iran	..	75,800	87,692	14,100	..	..	40,439	51,503	9,591	..
Siam	100,000	80,000	..	..	..	55,002	49,846	..	..	..
Japan	9,875,850	6,295,833	2,846,458	9,337,064	5,521,582	64,29,915	42,77,557	21,53,604	63,75,282	39,43,891
China (*exclusive* of Hongkong and Macao)	13,295,400	10,208,886	12,692,483	12,922,437	4,802,443	84,04,198	64,63,224	91,55,721	90,22,342	36,76,724
United States of America—*Pac* Atlantic Coast	..	1,091	4,490	..	..	..	1,388	3,272	..	..
Other Foreign Countries	4,430	50	56	5,372	3,210	5,083	121	132	3,244	1,755
TOTAL FOREIGN COUNTRIES	23,275,680	16,661,660	15,631,179	22,278,973	10,327,235	1,48,94,798	1,09,34,075	1,13,79,232	1,54,10,459	76,22,370
Share of Bengal	*14,894,954*	*14,457,710*	*9,676,683*	*14,990,758*	*5,478,015*	*98,16,411*	*95,13,903*	*70,61,520*	*1,03,77,146*	*40,32,319*
,, *Bombay*	*9,130,413*	*4,433,509*	*7,793,489*	*9,765,935*	*5,641,188*	*68,00,091*	*36,30,260*	*63,88,673*	*77,81,513*	*49,07,052*
,, *Sind*	*28,842*	*14,529*	*33,709*	*66,343*	*91,102*	*33,133*	*11,362*	*37,585*	*43,731*	*63,335*
,, *Madras*	*6,393,264*	*3,208,822*	*3,030,054*	*3,117,243*	*3,164,013*	*54,32,636*	*31,25,498*	*30,63,989*	*29,25,245*	*28,31,392*
,, *Burma*	*1,128,725*	*927,777*	*927,636*	*1,197,114*	*775,575*	*6,68,378*	*5,38,777*	*5,64,236*	*7,05,953*	*4,58,903*
TOTAL	31,576,198	23,092,847	21,471,571	29,157,393	15,189,893	2,27,51,152	1,68,20,305	1,71,21,003	2,18,38,592	1,22,92,002
White (bleached) Nos. 1—20 (III. P)—	Lbs.	Lbs.	Lbs.	Lbs.	Lbs.					
TOTAL BRITISH EMPIRE	3,888	18	428	6,181	2,414	3,558	26	1,050	5,646	2,139
Austria	..	..	5,908	..	..	..	..	13,809	..	..
China (*exclusive* of Hongkong and Macao)	..	..	..	..	20,783	..	..	..	..	12,250
Other Foreign Countries	10	1,000	190	1,804	..	7	811	124	1,067	..
TOTAL FOREIGN COUNTRIES	10	1,000	6,098	1,804	20,783	7	811	13,933	1,067	12,250
Share of Bengal	*3,236*	*618*	*6,521*	*6,998*	..	*3,188*	*579*	*14,933*	*5,891*	..
,, *Bombay*	*10*	..	..	*993*	*2,414*	*7*	..	..	*822*	*2,139*
,, *Sind*	*600*	..	..	..	..	*370*	..	..	..	..
,, *Burma*	..	*400*	..	..	*20,783*	..	*258*	..	..	*12,250*
TOTAL	3,898	1,018	6,521	7,985	23,197	3,565	837	14,933	6,713	14,389
White (bleached) Nos. 21—25 (III. P)—	Lbs.	Lbs.	Lbs.	Lbs.	Lbs.					
United Kingdom (*including* Channel Islands)	6,279	498	1,265	13,048	10,221	3,380	406	1,428	11,594	10,004
TOTAL FOREIGN COUNTRIES	..	..	..	29	..	..	..	..	17	..
Share of Bengal	*742*	*498*	*1,265*	*3,008*	*10,221*	*914*	*406*	*1,428*	*4,050*	*10,004*
,, *Bombay*	*4,937*	..	..	*9,169*	..	*2,096*	..	..	*7,561*	..
,, *Sind*	*600*	..	..	..	..	*370*	..	..	..	..
TOTAL	6,279	498	1,265	13,077	10,221	3,380	406	1,428	11,611	10,004

No. 10—*continued*

ARTICLES, AND COUNTRIES OF CONSIGNMENT; ALSO SHARE OF EACH PROVINCE	QUANTITY					VALUE				
	1932-33	1933-34	1934-35	1935-36	1936-37	1932-33	1933-34	1934-35	1935-36	1936-37
Textiles—*continued*						R	R	R	R	R
Cotton—*continued*										
***Twist and Yarn*—continued**										
	Lbs.	Lbs.	Lbs.	Lbs.	Lbs.					
White (bleached) Nos. 26-30 (III. P)—										
United Kingdom (*including* Channel Islands)	46,975	42,701	50,147	116,405	59,335	48,599	48,488	58,662	1,26,874	65,106
Japan	..	..	..	17,068	436	..	..	..	12,549	568
Share of Bengal	*41,443*	*38,779*	*48,047*	*113,435*	*58,335*	*46,602*	*44,301*	*56,647*	*1,25,637*	*64,140*
,, *Bombay*	*4,927*	*3,022*	..	*10,028*	*1,000*	*1,627*	*3,687*	..	*3,837*	*966*
,, *Sind*	*600*	..	..	..	..	*370*	..	..	..	..
,, *Madras*	..	..	*2,100*	*5,010*	..	..	..	*2,015*	*4,949*	..
,, *Burma*	..	..	..	..	*436*	..	..	..	..	*568*
TOTAL	46,975	42,701	50,147	133,473	59,771	48,599	48,488	58,662	1,39,423	65,674
White (bleached) Nos. 31-40 (III. P)—	Lbs.	Lbs.	Lbs.	Lbs.	Lbs.					
United Kingdom (*including* Channel Islands)	886,785	360,445	544,880	698,764	8,68,991	6,78,271	2,59,648	4,29,955	5,53,105	7,07,259
Aden and Dependencies	..	..	..	..	6,000	..	..	..	..	3,609
Total British Empire	886,785	360,445	544,880	698,764	874,991	6,78,271	2,59,648	4,29,955	5,53,105	7,10,868
Italy (*including* Fiume)	40	..	..	..	..	30	..	..	..	..
Japan	16,800	..	10,840	6,400	7,600	13,682	..	7,156	4,365	5,131
China (*exclusive* of Hongkong and Macao)	10,000	..	..	..	..	9,412	..	..	..	..
TOTAL FOREIGN COUNTRIES	26,840	..	10,840	6,400	7,600	23,124	..	7,156	4,365	5,131
Share of Bengal	*33,805*	*10,812*	*10,976*	*32,367*	*6,234*	*26,034*	*8,920*	*9,122*	*33,971*	*6,681*
,, *Bombay*	*15,040*	..	*56*	..	*6,000*	*14,854*	..	*91*	..	*3,609*
,, *Sind*	*76,122*	*42,337*	*33,264*	*33,268*	*25,264*	*49,566*	*26,385*	*21,284*	*42,144*	*19,379*
,, *Madras*	*785,658*	*303,246*	*512,436*	*608,129*	*8,43,293*	*6,10,941*	*2,21,597*	*4,06,614*	*4,76,990*	*6,85,244*
,, *Burma*	..	*4,000*	..	*6,400*	*1,800*	..	*2,746*	..	*4,365*	*1,136*
TOTAL	913,625	360,445	555,720	705,164	8,82,591	7,01,395	2,59,648	4,37,111	5,57,470	7,15,999
White (bleached) Nos. 41-50 (III. P)—	Lbs.	Lbs.	Lbs.	Lbs.	Lbs.					
United Kingdom (*including* Channel Islands)	25,593	8,722	5,482	15,207	10,122	25,505	8,289	5,074	12,609	11,498
Japan	4,000	28,000	18,000	10,000	6,800	2,931	17,741	12,486	6,884	4,454
Other Foreign Countries	10	..	..	..	..	7	..	..	..	..
TOTAL FOREIGN COUNTRIES	4,010	28,000	18,000	10,000	6,800	2,938	17,741	12,486	6,884	4,454
Share of Bengal	*16,333*	*4,332*	..	*1,500*	*800*	*18,511*	*4,892*	..	*1,794*	*357*
,, *Bombay*	*10*	..	*282*	*1,117*	..	*7*	..	*608*	*1,116*	..
,, *Sind*	..	*600*	*2,000*	*6,500*	*3,722*	..	*396*	*1,377*	*4,790*	*4,621*
,, *Madras*	*13,250*	*31,790*	*21,200*	*16,090*	*6,400*	*9,925*	*21,342*	*15,575*	*11,883*	*6,877*
,, *Burma*	..	..	..	..	*6,000*	..	..	..	..	*4,097*
TOTAL	29,593	36,722	23,482	25,207	16,922	28,443	26,030	17,560	19,583	15,952
White (bleached) above No. 50 (III. P)—	Lbs.	Lbs.	Lbs.	Lbs.	Lbs.					
United Kingdom (*including* Channel Islands)	742,182	880,627	833,604	855,285	8,08,010	9,88,197	10,07,628	11,87,805	11,83,767	10,95,084
Austria	..	..	5,908	..	..	..	..	18,809	..	..
Japan	16,500	44,300	15,000	7,988	17,230	21,110	29,526	13,353	6,560	14,206
Other Foreign Countries	60	..	..	..	..	45	..	..	..	..
TOTAL FOREIGN COUNTRIES	16,560	44,300	20,908	7,988	17,230	21,155	29,526	32,162	6,560	14,206

No. 10—*continued*

ARTICLES, AND COUNTRIES OF CONSIGNMENT; ALSO SHARE OF EACH PROVINCE	QUANTITY					VALUE				
	1932-33	1933-34	1934-35	1935-36	1936-37	1932-33	1933-34	1934-35	1935-36	1936-37
Textiles—*continued*										
Cotton—*continued*										
Twist and Yarn—continued	Lbs.	Lbs.	Lbs.	Lbs.	Lbs.	R	R	R	R	R
White (bleached) above No. 50 (III. P)—*continued*										
Share of Bengal	*24,957*	*30,521*	*31,255*	*15,645*	*9,500*	*29,979*	*34,430*	*40,603*	*15,507*	*8,867*
,, *Bombay*	*7,158*	*124,739*	*12,692*	*10,053*	*7,475*	*10,694*	*1,13,836*	*22,382*	*16,841*	*7,806*
,, *Sind*	*30,677*	*10,562*	*27,892*	*15,400*	*21,150*	*31,093*	*14,203*	*40,293*	*21,486*	*29,520*
,, *Madras*	*705,959*	*705,104*	*767,662*	*815,137*	*786,815*	*9,37,586*	*8,31,154*	*10,48,431*	*10,80,561*	*10,63,053*
,, *Burma*	..	*4,000*	*15,000*	*6,988*	*900*	..	*3,531*	*18,363*	*5,932*	*894*
TOTAL	758,742	874,927	854,507	868,223	825,840	10,09,352	10,47,154	11,69,967	11,40,327	11,10,140
White (bleached) two folds (doubles) (III. P)*—	Lbs.	Lbs.								
United Kingdom (*including* Channel Islands)	1,673,398	1,171,817	—	—	—	15,75,857	10,69,703	—	—	—
Straits Settlements	7	..	—	—	—	8	..	—	—	—
TOTAL BRITISH EMPIRE	1,673,405	1,171,817	—	—	—	15,75,865	10,69,703	—	—	—
Japan	619,510	456,200	—	—	—	4,89,117	3,41,041	—	—	—
Other Foreign Countries	2,006	580	—	—	—	2,148	545	—	—	—
TOTAL FOREIGN COUNTRIES	621,516	456,780	—	—	—	4,91,265	3,41,586	—	—	—
Share of Bengal	*177,569*	*64,317*	—	—	—	*1,90,670*	*70,062*	—	—	—
,, *Bombay*	*1,740,895*	*1,335,736*	—	—	—	*15,94,373*	*11,00,671*	—	—	—
,, *Madras*	*136,460*	*135,457*	—	—	—	*1,06,389*	*1,02,116*	—	—	—
,, *Burma*	*239,997*	*193,197*	—	—	—	*1,75,698*	*1,38,500*	—	—	—
TOTAL	2,294,921	1,628,597	—	—	—	20,67,130	14,11,289	—	—	—
White two folds (doubles) Nos. 1-25 (III. P) (a)—			Lbs.	Lbs.	Lbs.					
United Kingdom (*including* Channel Islands)	—	—	20,357	5,154	8,149	—	—	22,175	4,925	7,589
Japan	—	—	..	13,200	..	—	—	..	9,178	—
Other Foreign Countries	—	—	107	..	11	—	—	188	..	28
TOTAL FOREIGN COUNTRIES,	—	—	107	13,200	11	—	—	188	9,178	28
Share of Bengal	—	—	*3,573*	*246*	*4,596*	—	—	*9,154*	*236*	*4,056*
,, *Bombay*	—	—	*11,891*	*4,903*	*3,564*	—	—	*13,159*	*4,689*	*3,561*
,, *Burma*	—	—	..	*13,200*	..	—	—	..	*9,178*	..
TOTAL	—	—	20,464	18,354	8,160	—	—	22,313	14,103	7,617
White two folds (doubles Nos. 26-50 (III. P)(a)—			Lbs.	Lbs.	Lbs.					
United Kingdom (*including* Channel Islands)	—	—	1,146,452	569,150	157,509	—	—	10,97,911	5,32,376	1,47,739
Straits Settlements	—	—	..	19,600	..	—	—	..	13,383	..
TOTAL BRITISH EMPIRE	—	—	1,146,452	588,750	157,509	—	—	10,97,911	5,45,759	1,47,739
Japan	—	—	663,800	992,258	696,605	—	—	4,93,926	7,11,847	4,78,334
China (*exclusive* of Hongkong and Macão)	—	—	10,000	..	..	—	—	7,941	..	..
Other Foreign Countries	—	—	119	48	..	—	—	364	73	..
TOTAL FOREIGN COUNTRIES	—	—	673,919	992,306	696,605	—	—	5,02,231	7,11,920	4,78,334
Share of Bengal	—	—	*210,816*	*121,530*	*63,007*	—	—	*1,96,948*	*1,18,913*	*60,686*
,, *Bombay*	—	—	*1,137,353*	*999,212*	*552,902*	—	—	*10,62,443*	*8,17,994*	*4,08,449*
,, *Sind*	—	—	*600*	*900*	*6,000*	—	—	*562*	*842*	*4,304*
,, *Madras*	—	—	*208,800*	*192,726*	*45,840*	—	—	*1,50,814*	*1,35,425*	*33,913*
,, *Burma*	—	—	*262,802*	*266,688*	*181,365*	—	—	*1,89,375*	*1,84,505*	*1,18,836*
TOTAL	—	—	1,820,371	1,581,056	854,114	—	—	16,00,142	12,57,679	6,26,073

*Sub-divided into groups by counts from 1934-35.

(a) Separately shown from 1934-35.

No. 10—*continued*

ARTICLES, AND COUNTRIES OF CONSIGNMENT; ALSO SHARE OF EACH PROVINCE	QUANTITY					VALUE				
	1932-33	1933-34	1934-35	1935-36	1936-37	1932-33	1933-34	1934-35	1935-36	1936-37
						R	R	R	R	R
Textiles—*continued*										
Cotton—*continued*										
Twist and Yarn—continued										
White two folds (doubles) Nos. 51-80 (III. P) (a)—			Lbs.	Lbs.	Lbs.					
United Kingdom (*including* Channel Islands)	—	—	29,834	24,859	5,916	—	—	36,487	27,440	10,657
Japan	—	—	187,500	36,900	249,810	—	—	2,30,416	34,760	2,37,428
Other Foreign Countries	—	—	236	..	..	—	—	718	..	..
TOTAL FOREIGN COUNTRIES	—	—	187,736	36,900	249,810	—	—	2,31,134	34,760	2,37,428
Share of Bengal	—	—	*12,716*	*3,509*	*25,113*	—	—	*15,338*	*5,959*	*20,907*
„ *Bombay*	—	—	*930*	*24,415*	*15,510*	—	—	*1,319*	*23,364*	*18,358*
„ *Sind*	—	—	..	..	*303*	—	—	..	..	*597*
„ *Madras*	—	—	*94,001*	..	*189,300*	—	—	*1,12,891*		*1,74,526*
„ *Burma*	—	—	*109,923*	*33,836*	*25,500*	—	—	*1,37,573*	*35,677*	*23,697*
TOTAL	—	—	217,570	61,759	255,726	—	—	2,67,621	62,200	2,48,085
White two folds (doubles) above No. 80 (III. P) (a)—			Lbs.	Lbs.	Lbs.					
United Kingdom (*including* Channel Islands)	—	—	9,979	1,521	2,079	—	—	16,764	4,592	5,091
Aden and Dependencies	—	—	..	..	1,600	—	—	..	..	1,882
TOTAL BRITISH EMPIRE	—	—	9,979	1,521	3,679	—	—	16,764	4,592	6,973
Japan	—	—	9,900	4,700	12,900	—	—	13,147	5,467	15,538
Other Foreign Countries	—	—	..	43	..	—	—	..	204	..
TOTAL FOREIGN COUNTRIES	—	—	9,900	4,743	12,900	—	—	13,147	5,671	15,538
Share of Bengal	—	—	*3,419*	*6,221*	*2,079*	—	—	*6,323*	*069*	*5,091*
„ *Bombay*	—	—	*210*	*43*	*13,500*	—	—	*241*	*204*	*16,467*
„ *Madras*	—	—	*16,250*	..	*900*	—	—	*23,347*	..	*953*
TOTAL	—	—	19,879	6,264	16,579	—	—	29,911	10,263	22,511
Total of White (bleached) (III. P)—	Lbs.	Lbs.	Lbs.	Lbs.	Lbs.					
United Kingdom (*including* Channel Islands)	3,385,090	2,414,828	2,642,428	2,305,524	1,932,946	33,23,367	23,94,188	28,07,311	24,13,618	20,62,798
Aden and Dependencies	..	..	..	..	8,000	..	..	..	..	5,769
Straits Settlements	7	..	..	10,600	..	8	..	..	13,383	..
TOTAL BRITISH EMPIRE	3,385,097	2,414,828	2,642,428	2,325,124	1,940,946	33,23,375	23,94,188	28,07,311	24,26,401	20,68,567
Austria	..	..	11,806	..	..	..	..	27,618	..	..
Japan	656,810	529,500	905,230	1,090,275	991,881	5,26,840	3,99,119	7,75,608	7,92,651	7,55,659
China (*exclusive* of Hongkong and Macão)	10,000	..	10,000	..	20,788	9,412	..	7,941	..	12,250
Other Foreign Countries	2,126	580	462	163	11	2,237	545	1,220	320	28
TOTAL FOREIGN COUNTRIES	668,936	530,080	927,498	1,090,438	1,012,175	5,38,489	3,99,664	8,12,387	7,92,971	7,67,937
Share of Bengal	*298,142*	*149,777*	*333,588*	*310,353*	*184,885*	*3,15,893*	*1,63,530*	*3,50,551*	*3,91,317*	*1,90,629*
„ *Bombay*	*1,775,977*	*1,364,387*	*1,163,412*	*1,089,938*	*602,465*	*16,83,658*	*12,18,194*	*11,00,643*	*8,81,328*	*4,61,355*
„ *Sind*	*98,599*	*53,550*	*62,752*	*81,068*	*56,439*	*81,769*	*40,984*	*63,516*	*69,262*	*58,421*
„ *Madras*	*1,641,318*	*1,175,597*	*1,632,449*	*1,637,092*	*1,372,548*	*16,66,841*	*12,26,109*	*17,59,687*	*17,09,898*	*19,64,671*
„ *Burma*	*239,997*	*201,597*	*387,725*	*327,111*	*236,784*	*1,75,698*	*1,45,035*	*3,45,301*	*2,37,657*	*1,61,528*
TOTAL	4,054,033	2,944,908	3,569,926	3,415,562	2,953,121	38,61,564	27,93,852	36,19,698	32,10,372	28,36,504
Coloured Nos. 1 to 20 (III. P)—	Lbs.	Lbs.	Lbs.	Lbs.	Lbs.					
United Kingdom (*including* Channel Islands)	204,768	122,748	202,400	127,167	153,768	1,99,616	1,11,050	1,88,599	1,19,997	1,40,512
Other British Possessions	..	5	..	4,250	..	..	4	..	2,172	..
TOTAL BRITISH EMPIRE	204,768	122,748	202,400	131,417	153,768	1,99,616	1,11,054	1,88,599	1,22,169	1,40,512
TOTAL FOREIGN COUNTRIES	..	(3,492	7,200	3,000	..	..	2,478	4,840	1,876	..

(a) Separately shown from 1934-35.

No. 10—*continued*

ARTICLES, AND COUNTRIES OF CONSIGNMENT; ALSO SHARE OF EACH PROVINCE	QUANTITY					VALUE				
	1932-33	1933-34	1934-35	1935-36	1936-37	1932-33	1933-34	1934-35	1935-36	1936-37
						R	R	R	R	R
Textiles—*continued*										
Cotton—*continued*										
Twist and Yarn—continued	Lbs.	Lbs.	Lbs.	Lbs.	Lbs.					
Coloured Nos. 1 to 20 (III. P)—*continued*										
Share of Bengal	..	*1,143*	..	*3,000*	..	..	*2,229*	..	*1,876*	..
" *Bombay*	*900*	*3*	..	*6,205*	*594*	*847*	*7*	..	*4,680*	*1,299*
" *Madras*	..	*5*	..	..	*774*	..	*4*	..	..	*658*
" *Burma*	*203,863*	*125,089*	*209,600*	*125,212*	*152,400*	*1,98,769*	*1,11,292*	*1,88,439*	*1,17,489*	*1,38,555*
TOTAL	204,763	126,240	209,600	134,417	153,768	1,99,616	1,13,532	1,88,439	1,24,045	1,40,512
Coloured Nos. 21 to 25 (III. P)—	Lbs.	Lbs.	Lbs.	Lbs.	Lbs.					
United Kingdom (*including* Channel Islands)	291,800	195,065	225,571	142,510	148,100	2,58,239	1,68,245	2,03,987	1,28,603	1,32,627
TOTAL FOREIGN COUNTRIES	2,000	2,000	..	..	..	1,562	1,628	..	..	..
Share of Bengal	..	..	*2,971*	..	..	..	..	*2,588*	..	..
" *Bombay*	..	*5,065*	..	..	..	..	*5,939*	..	..	..
" *Burma*	*293,800*	*192,000*	*222,600*	*142,510*	*148,100*	*2,59,801*	*1,63,884*	*2,01,399*	*1,28,603*	*1,32,627*
TOTAL	293,800	197,065	225,571	142,510	148,100	2,59,801	1,69,873	2,03,987	1,28,603	1,32,627
Coloured Nos. 26 to 30 (III. P)—	Lbs.	Lbs.	Lbs.	Lbs.	Lbs.					
United Kingdom (*including* Channel Islands)	1,995	5,473	12,990	10,034	11,134	3,422	6,644	19,298	14,036	17,110
TOTAL FOREIGN COUNTRIES	..	..	2,800	3,200	53	..	..	1,851	2,742	41
Share of Bengal	*1,195*	*603*	*4,490*	*3,634*	*7,134*	*2,391*	*861*	*9,209*	*6,638*	*12,356*
" *Bombay*	..	..	*500*	..	*53*	..	..	*750*	..	*41*
" *Sind*	*800*	*4,870*	*8,000*	*9,600*	*4,000*	*1,031*	*5,783*	*9,339*	*10,140*	*4,754*
" *Burma*	..	..	*2,800*	..	..	..	..	*1,851*	..	..
TOTAL	1,995	5,473	15,790	13,234	11,187	3,422	6,644	21,149	16,778	17,151
Coloured Nos. 31 to 40 (III. P)—	Lbs.	Lbs.	Lbs.	Lbs.	Lbs.					
United Kingdom (*including* Channel Islands)	537,872	311,186	299,015	272,907	258,946	5,58,274	3,08,988	3,11,341	2,98,940	2,84,747
Other British Possessions	90	896	26	1,420	..	95	870	10	1,296	..
TOTAL BRITISH EMPIRE	537,962	312,082	299,041	274,327	258,946	5,58,369	3,09,858	3,11,351	2,95,236	2,84,747
France	16,000	..	40	..	..	16,090	..	65	..	..
Switzerland	48,700	11,500	6,500	20,800	2,000	47,327	11,461	6,1[illegible]2	18,522	2,090
Italy (*including* Fiume)	1,500	17,510	4,400	..	..	1,500	16,735	4,598	..	..
Other Foreign Countries	300	..	143	6,600	3,600	320	..	506	4,775	2,817
TOTAL FOREIGN COUNTRIES	66,500	29,010	11,083	27,400	5,600	65,237	28,196	11,311	23,207	4,907

No. 10—*continued*

ARTICLES, AND COUNTRIES OF CONSIGNMENT; ALSO SHARE OF EACH PROVINC	QUANTITY					VALUE				
	1932-33	1933-34	1934-35	1935-36	1936-37	1932-33	1933-34	1934-35	1935-36	1936-37
Textiles—*continued*						R	R	R	R	R
Cotton—*continued*										
***Twist and Yarn*—continued**										
Coloured Nos. 31 to 40 (III. P)—*continued*	Lbs.	Lbs.	Lbs.	Lbs.	Lbs.					
Share of Bengal	*159,565*	*25,743*	*12,803*	*14,369*	*6,894*	*1,66,708*	*24,769*	*14,403*	*12,910*	*6,471*
„ *Bombay*	*3,140*	*10,950*	*4,500*	*1,200*	*492*	*2,531*	*10,039*	*4,324*	*1,140*	*1,150*
„ *Sind*	*69,242*	*37,283*	*15,260*	*43,395*	*17,537*	*62,084*	*35,200*	*14,081*	*40,798*	*17,192*
„ *Madras*	*372,515*	*267,116*	*277,5*	*241,763*	*238,823*	*3,92,303*	*2,68,046*	*2,69,354*	*262,813*	*2,64,245*
„ *Burma*	..	..	..	*1,000*	*300*	..	..	..	*372*	*566*
TOTAL	604,462	341,092	310,124	301,727	264,546	6,23,606	3,38,054	3,22,662	3,18,533	2,89,654
Coloured Nos. 41 to 50 (III. P)—	Lbs.	Lbs.	Lbs.	Lbs.	Lbs.					
United Kingdom (*including* Channel Islands)	44,212	31,270	23,221	6,884	5,338	47,332	31,562	27,694	10,271	5,109
TOTAL FOREIGN COUNTRIES	..	..	4,000	2,863	..	..	..	3,494	2,863	..
Share of Bengal	*28,900*	*50*	*2,001*	*4,147*	*1,200*	*33,241*	*121*	*1,468*	*4,218*	*1,406*
„ *Bombay*	*14,012*	*16,000*	..	..	*2,138*	*12,836*	*9,000*	..	..	*1,891*
„ *Sind*	..	..	*4,000*	..	..	..	..	*3,494*	..	..
„ *Madras*	*1,300*	*21,220*	*17,220*	*5,600*	..	*1,255*	*22,441*	*23,139*	*8,916*	..
„ *Burma*	..	..	*3,400*	..	*2,000*	..	..	*3,112*	..	*1,812*
TOTAL	44,212	31,270	27,221	9,747	5,338	47,332	31,562	31,188	13,134	5,109
Coloured above No. 50 (III. P)—	Lbs.	Lbs.	Lbs.	Lbs.	Lbs.					
United Kingdom (*including* Channel Islands)	166,871	152,357	146,432	203,818	253,318	2,44,560	2,13,092	2,08,686	2,97,895	3,70,678
Ceylon (*excluding* Maldives)	..	1	..	..	..	..	2	..	..	..
TOTAL BRITISH EMPIRE	166,871	152,358	146,432	203,818	253,318	2,44,560	2,13,094	2,08,686	2,97,895	3,70,678
Switzerland	16,000	2,000	800	3,200	5,995	24,013	2,965	1,054	4,602	8,780
Japan	..	..	400	6,000	600	..	..	301	5,788	621
China (*exclusive* of Hongkong and Macão)	..	..	..	..	10,800	..	..	..	..	9,595
Other Foreign Countries	..	48	..	..	1,240	..	92	..	..	1,239
TOTAL FOREIGN COUNTRIES	16,000	2,048	1,200	9,200	18,035	24,013	3,057	1,355	10,390	20,235
Share of Bengal	*32,176*	*14,243*	*38,745*	*39,733*	*19,836*	*43,916*	*20,018*	*47,589*	*54,309*	*24,877*
„ *Bombay*	..	..	..	..	*4,094*	..	..	..	..	*3,249*
„ *Madras*	*150,695*	*140,164*	*108,887*	*167,285*	*248,023*	*2,24,667*	*1,96,133*	*1,62,462*	*2,48,188*	*3,63,787*
„ *Burma*	..	..	..	*6,000*	..	..	..	..	*5,788*	..
TOTAL	182,871	154,406	147,632	213,018	271,953	2,68,578	2,16,151	2,09,991	3,08,285	3,90,913
Coloured two-folds (doubles) (III. P)*—	Lbs.	Lbs.								
United Kingdom (*including* Channel Islands)	234,934	247,016	—	—	—	4,15,558	2,38,697	—	—	—
Japan	1,000	7,900	—	—	—	844	6,534	—	—	—
Other Foreign Countries	215	3	—	—	—	581	3	—	—	—
TOTAL FOREIGN COUNTRIES	1,215	7,903	—	—	—	1,425	6,537	—	—	—

* Sub-divided into groups by counts from 1934-35.

No. 10—*continued*

ARTICLES, AND COUNTRIES OF CONSIGNMENT; ALSO SHARE OF EACH PROVINCE	QUANTITY					VALUE				
	1932-33	1933-34	1934-35	1935-36	1936-37	1932-33	1933-34	1934-35	1935-36	1936-37
						R	R	R	R	R
Textiles—*continued*										
Cotton—*continued*										
Twist and Yarn—continued										
Coloured two-folds (doubles) (III. P)*—*continued*	Lbs.	Lbs.								
Share of Bengal	*178,804*	*185,376*	—	—	—	*2,29,664*	*1,92,628*	—	—	—
" *Bombay*	*160*	*1,943*	—	—	—	*493*	*1,772*	—	—	—
" *Madras*	*1,615*	*7,600*	—	—	—	*1,804*	*6,234*	—	—	—
" *Burma*	*155,570*	*89,600*	—	—	—	*1,85,223*	*94,600*	—	—	—
TOTAL	336,149	284,919	—	—	—	4,16,983	2,95,234	—	—	—
Coloured two-folds (doubles) Nos. 1-25 (III. P) (*a*)—			Lbs.	Lbs.	Lbs.					
United Kingdom (*including* Channel Islands)	—	—	1,200	2,600	9,400	—	—	1,420	2,870	6,706
Share of Bengal	—	—	*1,200*	*1,600*	*7,800*	—	—	*1,420*	*1,884*	*4,786*
" *Burma*	—	—	..	*1,000*	*1,600*	—	—	..	*1,046*	*1,920*
TOTAL	—	—	1,200	2,600	9,400	—	—	1,420	2,870	6,706
Coloured two-folds (doubles) Nos. 26-50 (III. P) (*a*)—			Lbs.	Lbs.	Lbs.					
United Kingdom (*including* Channel Islands)	—	—	327,487	213,109	122,502	—	—	3,92,435	2,51,365	1,38,742
Japan	—	—	..	17,710	224	—	—	..	18,445	332
Other Foreign Countries	—	—	..	55	..	—	—	..	33	..
TOTAL FOREIGN COUNTRIES	—	—	..	17,765	224	—	—	..	18,478	332
Share of Bengal	—	—	*213,299*	*1,13,719*	*26,052*	—	—	*2,52,140*	*1,38,753*	*31,281*
" *Bombay*	—	—	.	*9,565*	*6,250*	—	—	..	*11,283*	*6,927*
" *Madras*	—	—	*5,600*	*17,700*	..	—	—	*6,323*	*18,438*	..
" *Burma*	—	—	*105,588*	*89,590*	*90,424*	—	—	*1,23,972*	*1 01 364*	*1,00,866*
TOTAL	—	—	327,487	230,874	122,726	—	—	3,92,435	2 69,843	1,39,074
Coloured two-folds (doubles) Nos. 51-80 (III. P) (*a*)—			Lbs.	Lbs.	Lbs.					
United Kingdom (*including* Channel Islands)	—	—	5,509	17,359	8,258	—	—	8,281	22,700	11,637
Japan	—	—	20	..	44,500	—	—	26	..	40,972
Other Foreign Countries	—	—	..	102	..	—	—	..	494	..
TOTAL FOREIGN COUNTRIES	—	—	20	102	44,500	—	—	26	494	40,972
Share of Bengal	—	—	*3,509*	*4,759*	*53*	—	—	*5,281*	*5,736*	*128*
" *Bombay*	—	—	*20*	..	*1,000*	—	—	*26*	..	*1,063*
" *Madras*	—	—	..	*102*	*33,000*	—	—	..	*494*	*30,232*
" *Burma*	—	—	*2,000*	*12,600*	*18,700*	—	—	*2,950*	*16,964*	*21,186*
TOTAL	—	—	5,529	17,461	52,753	—	—	8,257	23,194	52,609
Coloured two-folds (doubles) above No. 80 (III. P) (*a*)—			Lbs.	Lbs.	Lbs.					
United Kingdom (*including* Channel Islands)	—	—	609	904	686	—	—	1,771	3,090	2,088
TOTAL FOREIGN COUNTRIES	—	—	..	40	2,705	—	—	..	32	2,491
Share of Bengal	—	—	*609*	*554*	*662*	—	—	*1,771*	*1,584*	*1,974*
" *Bombay*	—	—	..	..	*24*	—	—	..	..	*114*
" *Madras*	—	—	..	*390*	*2,705*	—	—	..	*1,538*	*2,491*
TOTAL	—	—	609	944	3,391	—	—	1,771	3,122	4,579
TOTAL OF COLOURED (III. P)—	Lbs.	Lbs.	Lbs.	Lbs.	Lbs.					
United Kingdom (*including* Channel Islands)	1,583,447	1,065,110	1,244,434	997,292	971,445	17,27,001	11,28,278	13,58,412	11,44,767	11,09,956
Other British Possessions	90	902	26	5,670	..	95	876	10	3,468	..
TOTAL BRITISH EMPIRE	1,582,537	1,066,012	1,244,460	1,002,962	971,445	17,27,096	11,29,154	13,58,422	11,48,235	11,09,956
France	16,066	..	40	142	3,945	16,447	..	65	526	3,780
Switzerland	64,700	13,500	11,300	29,600	7,995	71,340	14,426	10,690	28,266	10,870
Italy (*including* Fiume)	1,500	17,510	4,400*	..	..	1,500	16,735	4,598	..	..
Japan	3,800	13,000	10,420	33,310	48,924	2,726	10,238	7,013	30,884	44,742
China (*exclusive of* Hongkong and Macao)	..	389	..	..	10,800	..	400	..	..	9,595
Other Foreign Countries	155	54	148	518	53	224	102	506	496	41
TOTAL FOREIGN COUNTRIES	85,715	44,453	26,308	63,570	71,717	92,237	41,896	22,877	60,172	68,978

* Sub-divided into groups by counts from 1934-35.
(*a*) Separately shown from 1934-35.

No. 10—*continued*

ARTICLES, AND COUNTRIES OF CONSIGNMENT; ALSO SHARE OF EACH PROVINCE	QUANTITY					VALUE				
	1932-33	1933-34	1934-35	1935-36	1936-37	1932-33	1933-34	1934-35	1935-36	1936-37
Textiles—*continued*										
Cotton—*continued*										
Twist and Yarn—continued										
TOTAL OF COLOURED (III. P)—*continued*	Lbs.	Lbs.	Lbs.	Lbs.	Lbs.	R	R	R	R	R
Share of Bengal	*409,640*	*197,657*	*279,627*	*185,515*	*69,631*	*4,75,920*	*2,40,626*	*3,45,804*	*2,27,848*	*83,279*
,, *Bombay*	*18,912*	*27,961*	*5,020*	*17,870*	*14,645*	*16,706*	*26,807*	*5,100*	*17,108*	*14,764*
,, *Sind*	*70,042*	*42,153*	*27,260*	*52,995*	*21,537*	*63,095*	*40,083*	*26,914*	*50,938*	*21,946*
,, *Madras*	*526,195*	*436,005*	*409,868*	*439,840*	*523,325*	*6,19,819*	*4,99,858*	*4,81,758*	*5,40,387*	*6,61,413*
,, *Burma*	*653,233*	*406,685*	*548,988*	*377,912*	*414,024*	*6,43,793*	*3,69,776*	*5,21,723*	*3,72,126*	*3,97,532*
TOTAL	1,668,262	1,110,465	1,270,763	1,066,582	1,043,162	18,19,333	11,71,050	13,81,299	12,08,407	11,78,934
Mercerised Cotton yarn Nos. 1-20 (III. P)—	Lbs.	Lbs.	Lbs.	Lbs.	Lbs.					
United Kingdom (*including* Channel Islands)	..	616	..	..	..	..	980	..	..	..
Japan	..	1,000	..	..	36	..	660	..	..	28
Share of Bombay	..	*1,000*	..	..	*36*	..	*660*	..	..	*28*
,, *Sind*	..	*616*	..	..	..	..	*980*	..	..	..
TOTAL	..	1,616	..	..	36	..	1,590	..	..	28
Mercerised Cotton yarn Nos. 21-25 (III. P)—	Lbs. ..	Lbs. ..	Lbs. ..	Lbs. ..	Lbs. ..	..	..	..	..	..
Mercerised Cotton yarn Nos. 26-30 (III. P)—	Lbs.	Lbs.	Lbs.	Lbs.	Lbs.					
United Kingdom (*including* Channel Islands)	1,724	..	1,201	..	..	2,175	..	1,484	..	..
TOTAL FOREIGN COUNTRIES	18	..	..	..	..	18	..	..	..	..
Share of Bengal	*1,331*	..	..	..	..	*1,384*	..	..	..	..
,, *Bombay*	*18*	..	..	..	..	*18*	..	..	..	..
,, *Sind*	*393*	..	..	..	..	*791*	..	..	..	..
,, *Madras*	..	..	*1,201*	..	..	..	..	*1,484*	..	..
TOTAL	1,742	..	1,201	..	..	2,193	..	1,484	..	..
Mercerised Cotton yarn Nos. 31-40 (III. P)—	Lbs.	Lbs.	Lbs.	Lbs.	Lbs.					
United Kingdom (*including* Channel Islands)	3,000	..	18	..	655	4,235	..	20	..	983
Japan	7,800	400	2,000	..	36	7,954	341	1,735	..	37
Share of Bengal	*7,500*	..	..	..	*655*	*7,609*	..	..	..	*953*
,, *Bombay*	*3,300*	*400*	*2,000*	..	*36*	*4,580*	*341*	*1,735*	..	*37*
,, *Madras*	..	..	*18*	..	..	..	..	*20*	..	..
TOTAL	10,800	400	2,018	..	691	12,189	341	1,755	..	1,000
Mercerised Cotton yarn Nos. 41-50 (III. P)—	Lbs.	Lbs.	Lbs.	Lbs.	Lbs.					
United Kingdom (*including* Channel Islands)	..	102	..	..	..	..	188	..	..	..
Japan	..	..	5,995	..	..	..	..	5,642	..	..
Share of Bengal	..	*102*	..	..	..	..	*188*	..	..	..
,, *Bombay*	..	..	*5,995*	..	..	..	..	*5,642*	..	..
TOTAL	..	102	5,995	..	..	..	188	5,642	..	..

No. 10—*continued*

ARTICLES, AND COUNTRIES OF CONSIGNMENT; ALSO SHARE OF EACH PROVINCE	QUANTITY					VALUE				
	1932-33	1933-34	1934-35	1935-36	1936-37	1932-33	1933-34	1934-35	1935-36	1936-37
						R	R	R	R	R
TEXTILES—*continued*										
COTTON—*Continued*										
Twist and yarn—continued										
Mercerised Cotton yarn above No. 50 (III. P)—	Lbs.	Lbs.	Lbs.	Lbs.	Lbs.					
United Kingdom (*including* Channel Islands)	2,598	..	9,900	1,008	3,233	3,126	..	10,891	2,103	4,539
Other British Possessions	..	..	..	400	..	..	..	..	310	..
TOTAL BRITISH EMPIRE	2,598	..	9,900	1,408	3,233	3,126	..	10,891	2,413	4,539
Japan	28,560	118,500	60,700	109,265	42,040	34,356	1,07,981	63,282	107,536	37,127
Share of Bengal	*29,098*	*7,500*	..	*993*	*1,157*	*35,485*	*7,090*	..	*2,032*	*2,293*
,, *Bombay*	*2,069*	..	*1,600*	*4,000*	*32,716*	*1,997*	..	*1,529*	*3,388*	*37,962*
,, *Madras*	..	*111,000*	*54,900*	*100,915*	*3,900*	..	*1,00,341*	*56,134*	*1,00,002*	*3,818*
,, *Burma*	..	..	*14,100*	*4,765*	*7,500*	..	..	*15,510*	*4,483*	*7,588*
TOTAL	31,158	118,500	70,600	110,673	45,273	37,482	1,07,981	73,173	1,00,949	41,666
Mercerised Cotton yarn two-folds (doubles) (III. P)(a)—	Lbs.	Lbs.								
United Kingdom (*including* Channel Islands)	166,745	22,291	—	—	—	3,03,431	42,933	—	—	—
Japan	7,562,989	4,720,903	—	—	—	90,56,862	47,66,659	—	—	—
Other Foreign Countries	594	..	—	—	—	494	..	—	—	—
TOTAL FOREIGN COUNTRIES	7,563,583	4,720,903	—	—	—	90,57,356	47,66,659	—	—	—
Share of Bengal	*386,396*	*533,913*	—	—	—	*4,10,126*	*5,23,711*	—	—	—
,, *Bombay*	*6,449,149*	*3,650,519*	—	—	—	*79,92,448*	*37,94,327*	—	—	—
,, *Sind*	*15,262*	*262*	—	—	—	*15,740*	*493*	—	—	—
,, *Madras*	*886,333*	*516,600*	—	—	—	*9,01,089*	*4,54,927*	—	—	—
,, *Burma*	*43,190*	*37,900*	—	—	—	*41,393*	*36,129*	—	—	—
TOTAL	7,730,329	4,743,194	—	—	—	93,60,787	48,09,592	—	—	—
Mercerised two-folds (doubles) Nos. 1-25 (III. P) (b)—			Lbs.	Lbs.	Lbs.					
United Kingdom (*including* Channel Islands)	—	—	403	941	..	—	—	647	1,445	..
Germany	—	—	..	..	20	—	—	..	..	43
Share of Bengal	—	—	..	*292*	..	—	—	..	*262*	..
,, *Bombay*	—	—	*403*	*649*	*20*	—	—	*647*	*1,183*	*43*
TOTAL	—	—	403	941	20	—	—	647	1,445	43
Mercerised two-folds (doubles) Nos. 26-50 (III. P) (b)—			Lbs.	Lbs.	Lbs.					
United Kingdom (*including* Channel Islands)	—	—	2,966	2,812	4,333	—	—	12,127	5,152	7,822
Japan	—	—	472,001	341,600	221,100	—	—	4,13,776	2,79,928	1,71,828
Other Foreign Countries	—	—	18	658	276	—	—	55	1,118	423
TOTAL FOREIGN COUNTRIES	—	—	472,019	342,258	221,376	—	—	4,13,831	2,81,046	1,72,251
Share of Bengal	—	—	*95,293*	*58,956*	*69,258*	—	—	*33,066*	*50,659*	*56,146*
,, *Bombay*	—	—	*385,674*	*274,400*	*154,783*	—	—	*3,49,837*	*2,26,918*	*1,20,845*
,, *Sind*	—	—	..	*10,200*	..	—	—	..	*7,516*	..
,, *Madras*	—	—	..	*1,500*	*1,668*	—	—	..	*1,095*	*3,082*
,, *Burma*	—	—	*18*	..	..	—	—	*55*	..	..
TOTAL	—	—	480,985	345,065	225,709	—	—	4,25,958	2,86,198	1,80,073

(a) Sub-divided in to groups by counts from 1934-35.
(b) Separately recorded from 1934-35.

No. 10—*continued*

ARTICLES, AND COUNTRIES OF CONSIGNMENT; ALSO SHARE OF EACH PROVINCE	Quantity					Value				
	1932-33	1933-34	1934-35	1935-36	1936-37	1932-33	1933-34	1934-35	1935-36	1936-37
Textiles—*continued*										
Cotton—*continued*						£	£	£	£	£
***Twist and Yarn*—continued**										
Mercerised two-folds (doubles) Nos. 51-80 (III. P) (*a*)—			Lbs.	Lbs.	Lbs					
United Kingdom (*including* Channel Islands)	—	—	26,581	51,906	56,898	—	—	86,908	75,927	85,166
Iraq	—	—	..	..	11,500	—	—	..	..	12,674
Japan	—	—	5,568,601	8,113,468	7,840,509	—	—	62,11,285	76,25,990	68,58,637
China (*exclusive* of Hong-kong and Macão)	—	—	11,042	..	..	—	—	14,875	..	..
Other Foreign Countries	—	—	10	538	..	—	—	40	771	..
TOTAL FOREIGN COUNTRIES	—	—	5,594,653	8,114,006	7,852,009	—	—	62,26,150	76,26,761	68,71,311
Share of Bengal	—	—	*912,768*	*754,086*	*451,104*	—	—	*10,13,231*	*7,21,296*	*4,63,609*
„ *Bombay*	—	—	*3,669,480*	*5,736,417*	*5,593,103*	—	—	*40,81,090*	*54,13,534*	*52,66,671*
„ *Sind*	—	—	*3,524*	*55,157*	*25,500*	—	—	*4,036*	*49,815*	*23,439*
„ *Madras*	—	—	*773,952*	*1,486,152*	*1,255,200*	—	—	*8,93,985*	*13,89,632*	*11,22,786*
„ *Burma*	—	—	*241,510*	*134,100*	*84,000*	—	—	*2,70,716*	*1,28,511*	*79,972*
TOTAL	—	—	5,621,284	8,165,912	7,408,907	—	—	62,63,058	77,02,688	69,56,477
Mercerised two-folds (doubles) above No. 80 (III. P) (*a*)—			Lbs.	Lbs.	Lbs.					
United Kingdom (*including* Channel Islands)	—	—	38,741	9,695	18,578	—	—	75,344	21,894	39,319
Japan	—	—	1,451,806	2,276,907	1,661,906	—	—	19,62,495	27,03,340	19,27,885
Other Foreign Countries	—	—	2,418	—	..	—	—	8,682	..	..
TOTAL FOREIGN COUNTRIES	—	—	1,454,224	2,276,907	1,661,906	—	—	19,66,177	27,03,340	19,27,885
Share of Bengal	—	—	*83,200*	*75,500*	*24,115*	—	—	*1,14,525*	*85,772*	*32,593*
„ *Bombay*	—	—	*1,259,447*	*2,053,302*	*1,436,769*	—	—	*17,31,569*	*24,55,680*	*16,91,181*
„ *Sind*	—	—	..	..	*7,500*	—	—	..	..	*7,030*
„ *Madras*	—	—	*150,300*	*157,300*	*212,100*	—	—	*1,95,345*	*1,83,782*	*2,36,400*
„ *Burma*	—	—	*18*	..	..	—	—	*82*	..	..
TOTAL	—	—	1,492,965	2,286,602	1,680,484	—	—	20,41,521	27,25,234	19,67,204
Total of Mercerised (III. P)—	Lbs.	Lbs.	Lbs.	Lbs.	Lbs.					
United Kingdom (*including* Channel Islands)	174,068	23,009	85,810	66,862	83,697	3,12,967	44,051	1,87,421	1,06,521	1,37,809
Straits Settlements	..	..	..	400	..	..	..	..	310	..
TOTAL BRITISH EMPIRE	174,068	23,009	85,810	66,762	83,697	3,12,967	44,051	1,87,421	1,06,831	1,37,809
Iraq	..	..	..	..	11,500	..	..	..	..	12,674
Japan	7,599,349	4,840,803	7,576,103	10,841,240	9,205,627	90,99,172	48,75,591	86,57,165	1,07,16,794	89,95,542
China (*exclusive* of Hong-kong and Macão)	..	..	13,442	..	..	..	..	18,475	..	..
Other Foreign Countries	512	..	46	1,191	705	512	..	177	1,889	466
TOTAL FOREIGN COUNTRIES	7,599,861	4,840,803	7,589,591	10,842,431	9,277,423	90,99,684	48,75,591	86,75,817	1,07,18,683	90,08,682
Share of Bengal	*424,325*	*545,615*	*1,091,261*	*889,336*	*546,289*	*4,54,604*	*5,30,989*	*12,10,332*	*8,60,081*	*5,55,609*
„ *Bombay*	*6,454,587*	*3,651,919*	*5,344,599*	*8,068,763*	*7,217,463*	*79,99,043*	*37,95,328*	*61,65,049*	*81,00,697*	*71,06,767*
„ *Sind*	*15,655*	*878*	*3,524*	*65,357*	*33,000*	*16,531*	*1,428*	*4,036*	*57,331*	*30,469*
„ *Madras*	*836,333*	*627,500*	*980,371*	*1,746,367*	*1,472,365*	*9,01,080*	*5,55,768*	*11,46,968*	*16,74,411*	*13,66,086*
„ *Burma*	*43,190*	*37,900*	*255,646*	*138,365*	*91,500*	*41,398*	*36,139*	*2,86,363*	*1,32,994*	*87,560*
TOTAL	7,774,029	4,863,812	7,675,401	10,909,193	9,361,120	94,12,651	49,19,642	88,13,238	1,08,25,514	91,40,491

(*a*) Separately recorded from 1934-35.

No. 10—*continued*

ARTICLES, AND COUNTRIES OF CONSIGNMENT; ALSO SHARE OF EACH PROVINCE	QUANTITY					VALUE				
	1932-33	1933-34	1934-35	1935-36	1936-37	1932-33	1933-34	1934-35	1935-36	1936-37
Textiles—*continued*						R	R	R	R	R
Cotton—*continued*										
Twist and Yarn—continued										
Unspecified descriptions of twist and yarn (III. P)*—	Lbs.	Lbs.								
United Kingdom (*including* Channel Islands)	17,342	38,801	—	—	—	24,879	40,607	—	—	—
Other British Possessions	28	30	—	—	—	26	41	—	—	—
TOTAL BRITISH EMPIRE	17,370	38,831	—	—	—	24,905	40,648	—	—	—
Japan	13,500	4,800	—	—	—	12,506	4,685	—	—	—
Share of Bengal	..	*264*	—	—	—	..	*370*	—	—	—
" *Bombay*	*12,242*	*5,803*	—	—	—	*20,011*	*11,597*	—	—	—
" *Madras*	*18,628*	*37,659*	—	—	—	*17,400*	*33,366*	—	—	—
TOTAL	30,870	43,631	—	—	—	37,411	45,333	—	—	—
Unspecified descriptions of twist and yarn Nos. 1-50 (III. P) (a)—			Lbs.	Lbs.	Lbs.					
United Kingdom (*including* Channel Islands)	—	—	7,534	7,920	7,824	—	—	13,068	8,536	9,831
Straits Settlements	—	—	8	..	..	—	—	6	..	..
TOTAL BRITISH EMPIRE	—	—	7,542	7,920	7,824	—	—	13,074	8,536	9,831
Share of Bombay	—	—	*4,228*	*7,397*	*7,824*	—	—	*5,499*	*8,012*	*9,831*
" *Madras*	—	—	..	*523*	..	—	—	..	*524*	..
" *Burma*	—	—	*3,314*	..	..	—	—	*7,575*	..	
TOTAL	—	—	7,542	7,920	7,824	—	—	13,074	8,536	9,831
Unspecified descriptions of twist and yarn above No. 50 (III. P) (a)—			Lbs.	Lbs.	Lbs.					
United Kingdom (*including* Channel Islands)	—	—	15,379	8,317	12,818	—	—	26,926	12,470	20,392
France	—	—	68	..	..	—	—	601	..	..
Japan	—	—	1,200	5,400	2,400	—	—	1,370	5,639	2,441
China (*exclusive* of Hongkong and Macao)	—	—	10,000	..	..	—	—	8,516	..	..
TOTAL FOREIGN COUNTRIES	—	—	11,268	5,400	2,400	—	—	10,487	5,639	2,441
Share of Bengal	—	—	*7,318*	..	..	—	—	*10,530*	..	..
" *Bombay*	—	—	*4,069*	*4,217*	*12,813*	—	—	*8,759*	*8,857*	*20,392*
" *Madras*	—	—	*14,060*	*4,100*	..	—	—	*16,704*	*3,613*	..
" *Burma*	—	—	*1,200*	*5,400*	*2,400*	—	—	*1,370*	*5,635*	*2,441*
TOTAL	—	—	26,647	13,717	15,213	—	—	37,413	18,109	22,833
Total of Twist and Yarn—	Lbs.	Lbs.	Lbs.	Lbs.	Lbs.					
United Kingdom (*including* Channel Islands)	13,357,065	9,952,435	9,792,311	9,767,085	7,661,783	1,31,79,946	95,78,060	1,00,50,342	97,45,016	78,87,399
Aden and Dependencies	..	..	..	5,450	8,000	..	..	..	3,312	5,769
Straits Settlements	80,007	..	8	20,220	400	51,659	..	6	13,849	358
Hongkong	20,000	20,000	42,000	496,800	159,200	12,221	15,294	38,883	3,68,429	1,23,561
Other British Possessions	2,518	932	1,692	..	..	871	917	694	..	..
TOTAL BRITISH EMPIRE	13,459,590	9,973,367	9,836,011	10,289,505	7,829,383	1,32,44,697	95,94,271	1,00,84,925	1,01,30,606	80,17,087
France	16,060	..	108	142	3,945	16,447	..	666	526	3,730
Switzerland	65,900	13,500	11,300	30,000	7,995	78,119	14,426	10,690	28,766	10,870
Italy (*including* Fiume)	5,444	13,090	4,420	..	..	5,887	17,280	4,618	..	..

* Subdivided into groups by counts from 1934-35.
(a) separately shown from 1934-35.

No. 10—*continued*

ARTICLES, AND COUNTRIES OF CONSIGNMENT; ALSO SHARE OF EACH PROVINCE	QUANTITY					VALUE				
	1932-33	1933-34	1934-35	1935-36	1936-37	1932-33	1933-34	1934-35	1935-36	1936-37
Textiles—*continued*										
Cotton—*continued*										
***Twist and Yarn*—concluded**										
***Total of Twist and Yarn*—contd.**	Lbs.	Lbs.	Lbs.	Lbs.	Lbs.	R	R	R	R	R
Austria	..	..	11,806	..	..	..	..	27,618	..	..
Iraq	..	..	..	..	11,500	..	..	..	..	12,074
Iran	..	75,800	87,692	14,100	..	..	40,489	51,503	9,591	..
Siam	100,000	80,000	..	..	..	55,602	49,346	..	..	..
Japan	18,148,509	11,683,936	11,339,411	21,307,289	15,829,914	1,60,71,159	95,67,185	1,15,94,765	1,79,21,250	1,37,42,275
China (*exclusive of Hong-kong and Macão*)	13,305,400	10,209,275	12,725,925	12,922,487	4,834,026	84,18,610	64,65,624	92,00,658	90,22,342	36,98,569
United States of America—*Via* Atlantic Coast	206	1,139	4,491	791	276	405	1,489	8,275	1,889	423
Other Foreign Countries	1,978	56	686	6,053	3,294	1,985	131	2,012	4,060	1,887
TOTAL FOREIGN COUNTRIES	31,648,792	22,081,796	24,185,839	34,280,812	20,690,950	2,46,37,714	1,61,55,911	2,09,00,800	2,69,87,924	1,74,70,408
Share of Bengal	*16,018,061*	*13,351,023*	*11,383,477*	*16,376,462*	*6,378,320*	*1,10,62,533*	*1,04,49,423*	*89,79,277*	*1,17,86,392*	*48,61,736*
,, *Bombay*	*17,391,371*	*9,533,584*	*14,319,317*	*13,943,525*	*13,495,398*	*1,64,59,509*	*86,82,186*	*1,36,73,723*	*1,67,97,520*	*1,25,20,162*
,, *Sind*	*213,138*	*111,110*	*129,797*	*365,763*	*202,078*	*1,94,533*	*95,257*	*1,30,474*	*2,36,362*	*1,74,171*
,, *Madras*	*2,415,667*	*5,488,853*	*6,062,552*	*6,938,165*	*7,022,754*	*36,35,776*	*54,33,599*	*64,83,250*	*68,53,988*	*68,23,462*
,, *Burma*	*2,065,145*	*1,570,588*	*2,121,207*	*2,046,402*	*1,520,283*	*15,29,760*	*10,39,717*	*17,19,001*	*14,54,368*	*11,07,964*
TOTAL	45,103,882	32,055,163	34,021,850	44,570,317	28,520,383	3,78,82,411	2,57,50,132	3,09,35,725	3,71,18,530	2,54,87,495
***Manufactures*—**										
Blankets (III. F)—	Lbs.	Lbs.	Lbs.	Lbs.	Lbs.					
United Kingdom (*including Channel Islands*)	2,159	14,815	10,363	3,676	25,904	2,230	6,358	8,774	2,557	13,035
Straits Settlements	66	40	3,715	718	24,808	48	15	3,445	607	8,231
Other British Possessions	237	248	58	765	125	181	258	59	753	128
TOTAL BRITISH EMPIRE	2,462	15,103	14,136	5,159	50,837	2,459	6,631	12,278	3,917	21,394
Germany	27,742	66	117,164	42,630	268,249	9,175	117	44,349	14,170	73,613
Netherlands	499,951	1,400	142,666	235,121	182,808	2,26,781	492	58,320	1,02,372	82,463
Belgium	94,251	22,985	14,829	25,963	45,014	37,453	8,577	4,801	29,464	21,663
Italy (*including Fiume*)	..	735	46,559	12,729	7,300	..	735	32,649	7,271	2,787
Japan	824,405	232,620	1,083,726	2,052,193	3,065,873	3,39,276	1,66,958	7,46,375	11,47,344	16,41,757
Other Foreign Countries	1,343	681	803	2,300	1,249	1,426	598	525	1,481	780
TOTAL FOREIGN COUNTRIES	1,207,693	258,487	1,405,747	2,430,936	3,570,493	6,14,111	1,77,477	8,87,019	13,02,102	18,23,063
Share of Bengal	*103,463*	*53,853*	*132,172*	*362,541*	*700,965*	*40,636*	*23,937*	*2,38,663*	*1,24,629*	*2,94,593*
,, *Bombay*	*15,262*	*14,171*	*68,511*	*189,019*	*319,430*	*12,413*	*10,683*	*52,211*	*93,949*	*1,66,962*
,, *Sind*	*3,213*	*1,385*	*3,142*	*27,962*	*52,787*	*2,862*	*1,010*	*3,824*	*17,629*	*39,373*
,, *Madras*	*14,183*	*2,459*	*4,462*	*17,343*	*30,975*	*5,834*	*3,027*	*4,367*	*14,826*	*16,461*
,, *Burma*	*1,074,034*	*201,992*	*911,656*	*1,853,737*	*2,817,173*	*5,54,825*	*1,45,451*	*6,00,338*	*9,84,986*	*13,26,568*
TOTAL	1,210,155	273,590	1,419,833	2,436,095	3,621,330	6,16,570	1,84,108	8,99,297	13,06,019	18,44,457
Braids (III. F)*—			Lbs.	Lbs.	Lbs.					
United Kingdom (*including Channel Islands*)	—	—	1,108	136	30	—	—	1,247	390	65
Germany	—	—	3,071	2,622	1,165	—	—	8,011	5,103	2,616
Czechoslovakia	—	—	2,365	865	2,998	—	—	6,980	2,094	8,180
Japan	—	—	197,403	119,162	105,907	—	—	1,22,010	66,853	57,647
Other Foreign Countries	—	—	215	..	..	—	—	530	..	..
TOTAL FOREIGN COUNTRIES	—	—	204,054	122,649	110,070	—	—	1,37,531	74,050	68,443
Share of Bengal	—	—	*192,860*	*117,010*	*106,207*	—	—	*1,18,906*	*66,100*	*58,475*
,, *Bombay*	—	—	*4,283*	*625*	..	—	—	*5,180*	*420*	..
,, *Sind*	—	—	*4,094*	*3,279*	*3,123*	—	—	*9,344*	*5,777*	*8,182*
,, *Madras*	—	—	*2,310*	*446*	*770*	—	—	*2,969*	*630*	*1,861*
,, *Burma*	—	—	*1,615*	*1,495*	..	—	—	*1,379*	*1,513*	..
TOTAL	—	—	205,162	122,785	110,100	—	—	1,38,778	74,440	68,508

* Separately recorded from 1934-35.

No. 10—*continued*

ARTICLES, AND COUNTRIES OF CONSIGNMENT; ALSO SHARE OF EACH PROVINCE.	QUANTITY					VALUE				
	1932-33	1933-34	1934-35	1935-36	1936-37	1932-33	1933-34	1934-35	1935-36	1936-37
						R	R	R	R	R
Textiles—*continued*										
Cotton—*continued*										
***Manufactures*—continued.**										
Canvas (III. P)—	Yards	Yards	Yards	Yards	Yards					
United Kingdom (*including* Channel Islands)	409,985	415,806	573,824	690,123	408,002	3,51,704	4,33,142	5,82,017	7,30,485	3,51,508
Other British Possessions	1,405	414	9,854	426	507	1,002	307	1,724	296	357
TOTAL BRITISH EMPIRE	411,390	416,220	583,678	690,549	408,509	3,52,706	4,33,449	5,83,741	7,30,781	3,51,865
Germany	79,580	16,181	29,326	155,185	105,080	51,347	5,343	5,521	23,873	16,134
Italy (*including* Fiume)	124,042	13,839	13,812	..	..	17,497	1,880	1,782	..	..
Japan	377,052	163,849	132,804	107,322	87,747	1,22,942	55,898	57,568	50,593	56,255
Other Foreign Countries	2,679	567	1,175	478	610	3,750	800	832	261	460
TOTAL FOREIGN COUNTRIES	583,353	194,436	177,117	262,985	193,437	1,95,536	63,866	65,703	74,727	72,849
Share of Bengal	*344,580*	*162,951*	*303,649*	*468,808*	*165,799*	*2,04,340*	*1,65,659*	*3,21,907*	*5,05,856*	*1,48,134*
„ *Bombay*	*328,076*	*175,692*	*266,530*	*272,076*	*230,462*	*1,95,733*	*2,07,904*	*2,14,394*	*1,77,469*	*1,68,242*
„ *Sind*	*149,794*	*155,674*	*88,509*	*93,136*	*81,275*	*66,172*	*64,191*	*45,569*	*51,935*	*32,721*
„ *Madras*	*25,349*	*19,482*	*24,311*	*24,778*	*29,725*	*25,136*	*19,155*	*19,951*	*19,966*	*29,691*
„ *Burma*	*146,944*	*97,857*	*72,796*	*89,736*	*44,685*	*57,461*	*40,406*	*47,723*	*50,284*	*45,826*
TOTAL	994,743	610,656	760,795	953,534	601,946	5,48,842	4,97,315	6,49,444	8,05,508	4,24,714
Handkerchiefs and Shawls in the piece—										
Handkerchiefs (III. P)—	No.	No.	No.	No.	No.					
United Kingdom (*including* Channel Islands)	3,288,225	2,605,364	2,351,809	2,481,059	1,502,582	4,85,508	3,14,348	3,08,977	2,90,390	1,84,868
Other British Possessions	21,735	6,484	63,950	53,379	122,020	1,424	663	2,757	2,602	3,621
TOTAL BRITISH EMPIRE	3,309,960	2,611,848	2,415,759	2,534,438	1,714,602	4,86,932	3,15,011	3,11,734	2,92,992	1,88,484
Japan	1,201,200	2,622,885	2,283,009	4,622,715	8,003,046	49,784	1,04,105	91,792	2,34,555	6,92,707
Other Foreign Countries	75,924	24,528	3,844	32,224	114,590	5,671	3,478	189	1,282	3,149
TOTAL FOREIGN COUNTRIES	1,277,124	2,647,413	2,286,853	4,654,939	8,208,636	55,455	1,07,583	91,981	2,35,837	6,95,856
Share of Bengal	*378,445*	*853,655*	*557,278*	*1,641,463*	*2,602,914*	*58,168*	*52,965*	*37,289*	*87,381*	*1,33,655*
„ *Bombay*	*738,875*	*715,276*	*489,502*	*390,429*	*400,090*	*71,137*	*58,745*	*60,233*	*89,002*	*33,347*
„ *Sind*	*1,693,880*	*896,318*	*1,329,360*	*1,448,128*	*3,971,041*	*2,84,861*	*1,51,734*	*2,15,595*	*2,04,191*	*5,79,060*
„ *Madras*	*1,491*	*69,205*	*218,143*	*235,024*	*462,957*	*481*	*4,082*	*16,561*	*16,879*	*22,490*
„ *Burma*	*1,774,393*	*2,724,807*	*2,108,329*	*2,974,333*	*2,486,236*	*1,28,040*	*1,23,068*	*85,048*	*1,32,375*	*1,16,782*
TOTAL	4,587,084	5,259,261	4,702,612	7,189,377	9,923,238	5,42,387	4,22,594	4,08,715	5,28,829	8,84,340
Shawls (III. P)—	No.	No.	No.	No.	No.					
United Kingdom (*including* Channel Islands)	54,742	3,130	17,447	12,778	12,026	31,803	6,059	14,793	13,299	9,003
Other British Possessions	48	..	..	9	..	7	..	..	10	..
TOTAL BRITISH EMPIRE	54,790	3,130	17,447	12,782	12,026	31,810	6,059	14,793	13,309	9,003
Germany	15,120	..	..	..	..	14,003	..	..	..	..
Japan	10,308	31,956	11,277	600	476	5,578	16,695	10,470	541	333
Other Foreign Countries	..	300	..	70	..	..	265	..	126	..
TOTAL FOREIGN COUNTRIES	25,428	32,256	11,277	670	476	19,581	16,960	10,470	667	333

No. 10—*continued*

ARTICLES, AND COUNTRIES, OF CONSIGNMENT; ALSO SHARE OF EACH PROVINCE	QUANTITY					VALUE				
	1932-33	1933-34	1934-35	1935-36	1936-37	1932-33	1933-34	1934-35	1935-36	1936-37
Textiles—*continued*										
Cotton—*continued*										
Manufactures—continued										
Handkerchiefs and Shawls in the piece—*continued*										
Shawls (III. P)—*continued*	No.	No.	No.	No.	No.	R	R	R	R	R
Share of Bengal	*2,106*	*3,130*	*18,520*	*8,673*	*26*	*4,584*	*6,059*	*20,222*	*10,448*	*32*
,, *Bombay*	*1,566*	..	..	*4,870*	*12,000*	*1,563*	..	..	*3,518*	*9,570*
,, *Sind*	*40,678*	*300*	..	..	..	*25,266*	*265*	..	..	..
,, *Madras*	*1,440*	..	..	..	..	*397*	..	..	..	..
,, *Burma*	*35,428*	*31,956*	*10,204*	*9*	*476*	*19,681*	*16,695*	*5,041*	*10*	*333*
TOTAL	80,218	35,386	28,724	13,452	12,502	51,391	23,019	25,263	13,976	9,936
Total of Handkerchiefs and Shawls in the piece—	No.	No.	No.	No.	No.					
United Kingdom (*including* Channel Islands)	3,342,967	2,608,494	2,369,256	2,493,882	1,604,608	5,17,311	3,20,407	3,23,770	3,03,689	1,94,466
Other British Possessions	21,783	6,484	63,950	53,388	122,020	1,431	668	2,757	2,612	3,621
TOTAL BRITISH EMPIRE	3,364,750	2,614,978	2,433,206	2,547,220	1,726,628	5,18,742	3,21,070	3,26,527	3,06,301	1,98,087
Germany	15,120	..	..	..	9,918	14,008	..	..	..	618
Japan	1,211,508	2,654,841	2,294,286	4,623,315	8,094,422	55,362	1,20,800	1,02,262	2,35,096	6,93,040
Other Foreign Countries	75,924	24,828	3,844	32,294	104,772	5,671	3,743	189	1,408	2,531
TOTAL FOREIGN COUNTRIES	1,302,552	2,679,669	2,298,130	4,655,609	8,209,112	75,036	1,24,543	1,02,451	2,36,504	6,96,189
Share of Bengal	*330,551*	*356,785*	*575,798*	*1,650,036*	*2,602,940*	*62,752*	*39,024*	*57,611*	*97,829*	*1,32,688*
,, *Bombay*	*740,441*	*715,276*	*489,602*	*895,299*	*412,090*	*72,700*	*55,745*	*50,232*	*92,520*	*42,917*
,, *Sind*	*1,743,553*	*896,618*	*1,329,360*	*1,448,128*	*3,971,041*	*3,09,827*	*1,51,969*	*2,15,595*	*2,04,192*	*5,79,060*
,, *Madras*	*2,931*	*69,205*	*218,143*	*935,024*	*462,957*	*873*	*4,082*	*15,551*	*15,879*	*22,496*
,, *Burma*	*1,799,821*	*2,756,763*	*2,118,533*	*2,974,342*	*2,486,712*	*1,47,621*	*1,44,763*	*90,089*	*1,32,386*	*1,17,115*
TOTAL	4,667,302	5,294,647	4,731,336	7,202,829	9,935,740	5,93,773	4,45,613	4,28,978	5,42,805	8,94,276
Hosiery—										
Hosiery in the piece (knitted fabrics) (a) (III. P)—				Lbs.	Lbs.					
United Kingdom (*including* Channel Islands)	—	—	—	702	5,372	—	—	—	1,142	9,039
Japan	—	—	—	5,983	8,085	—	—	—	6,064	6,050
Other Foreign Countries	—	—	—	2,090	251	—	—	—	3,079	228
TOTAL FOREIGN COUNTRIES	—	—	—	8,073	8,336	—	—	—	9,143	6,278
Share of Bengal	—	—	—	*3,037*	*3,514*	—	—	—	*4,124*	*4,591*
,, *Bombay*	—	—	—	*1,202*	*2,364*	—	—	—	*1,377*	*2,974*
,, *Sind*	—	—	—	*3*	*20*	—	—	—	*14*	*11*
,, *Madras*	—	—	—	..	*310*	—	—	—	..	*441*
,, *Burma*	—	—	—	*4,533*	..	—	—	—	*4,770*	—
TOTAL	—	—	—	8,775	13,708	—	—	—	10,285	15,317
Stockings and socks (III. P)—	Dozen Pairs	Dozen Pairs	Dozen Pairs	Dozen Pairs	Dozen Pairs					
United Kingdom (*including* Channel Islands)	3,863	8,750	7,316	7,392	6,035	19,119	18,915	40,18	39,047	35,269
Hongkong	197,317	62,982	15,664	27,829	14,408	1,81,190	56,825	18,848	22,353	15,012
Other British Possessions	331	58	533	38	17	416	89	827	80	25
TOTAL BRITISH EMPIRE	201,511	71,790	23,513	35,259	20,460	2,00,725	75,829	59,863	61,480	50,306
Germany	8,259	6,304	12,249	11,020	8,331	78,717	53,386	87,030	86,580	63,015
Italy (*including* Fiume)	1,484	73	1,802	..	50	3,382	300	5,566	..	358
Japan	807,285	822,083	880,674	644,241	526,295	8,18,174	8,20,998	9,01,930	5,64,935	5,08,800
China (*exclusive* of Hongkong and Macao)	43,075	13,754	5,289	3,282	14,269	45,025	15,920	9,025	2,308	8,752
United States of America—										
Vid Atlantic Coast	9,146	8,662	10,623	8,251	8,598	56,057	18,817	60,275	41,194	47,886
,, Pacific ,,	..	..	1	1	..	..	..	6	4	..
Other Foreign Countries	196	250	514	5,052	3,303	1,393	1,342	3,647	7,143	3,168
TOTAL FOREIGN COUNTRIES	869,395	846,116	911,152	673,847	560,846	10,92,748	9,10,763	10,67,479	7,02,204	6,31,474

(a) From 1935-36 transfered from 'Apparel (including drapery, uniforms and accoutrements)' to Cotton-Hosiery.

No. 10—*continued*

ARTICLES, AND COUNTRIES OF CONSIGNMENT; ALSO SHARE OF EACH PROVINCE	QUANTITY					VALUE				
	1932-33	1933-34	1934-35	1935-36	1936-37	1932-33	1933-34	1934-35	1935-36	1936-37
						Rs	Rs	Rs	Rs	Rs
Textiles—*continued*										
Cotton—*continued*										
Manufactures—continued										
Hosiery—*continued*										
Stockings and socks (III.P)—*continued*	Dozen Pairs	Dozen Pairs	Dozen Pairs	Dozen Pairs	Dozen Pairs					
Share of Bengal	*443,801*	*329,840*	*231,866*	*217,720*	*233,232*	*4,23,331*	*3,26,324*	*3,40,496*	*2,54,281*	*2,50,379*
„ *Bombay*	*404,150*	*406,211*	*337,051*	*286,342*	*221,026*	*4,35,435*	*4,46,634*	*4,60,396*	*2,91,648*	*2,88,481*
„ *Sind*	*159,349*	*135,408*	*229,532*	*143,396*	*98,611*	*2,[illegible],416*	*1,59,458*	*2,75,806*	*1,52,675*	*1,09,011*
„ *Madras*	*9,617*	*4,411*	*1,306*	*5,793*	*2,742*	*13,073*	*4,623*	*4,218*	*6,975*	*1,803*
„ *Burma*	*54,589*	*42,036*	*34,906*	*55,356*	*35,689*	*67,110*	*49,553*	*46,926*	*55,105*	*32,099*
TOTAL* { doz. prs.	1,070,906	917,906	934,665	708,606	581,306	13,03,473	9,86,592	11,27,342	7,63,084	6,81,780
TOTAL* { = lbs.	—	—	=705,677	=548,128	=416,339					
Underwear (III. P)—	Dozen	Dozen	Dozen	Dozen	Dozen					
United Kingdom (*including* Channel Islands)	3,560	7,666	13,122	8,956	5,857	24,731	46,572	77,464	63,429	43,928
Straits Settlements	6,352	1,056	522	737	1,114	11,198	2,294	2,280	2,912	4,069
Hongkong	18,324	12,702	4,739	4,662	8,571	49,868	41,250	23,912	28,778	51,527
Other British Possessions	1,077	117	206	2,033	129	2,732	555	1,152	4,662	868
TOTAL BRITISH EMPIRE	29,313	21,601	18,589	16,388	15,671	88,524	90,671	1,04,808	99,776	1,00,387
Germany	4,804	4,579	3,897	2,720	3,236	48,858	48,802	34,458	24,056	31,235
Japan	2,589,698	3,091,168	1,578,360	1,272,198	896,751	51,28,120	60,82,336	28,76,659	22,63,078	17,80,293
China (*exclusive* of Hongkong and Macao)	797	291	286	554	1,055	2,359	1,349	1,590	3,139	3,281
United States of America—*Vid* Atlantic Coast	1,305	822	1,094	580	539	10,622	6,570	10,039	4,228	4,805
Other Foreign Countries	345	27	293	17	72	3,679	240	2,386	59	269
TOTAL FOREIGN COUNTRIES	2,596,949	3,096,887	1,584,030	1,276,069	901,653	51,93,189	61,39,297	29,25,132	22,94,560	18,24,886
Share of Bengal	*1,150,818*	*1,594,223*	*755,359*	*597,969*	*342,468*	*21,70,893*	*31,44,271*	*14,35,271*	*10,69,440*	*7,23,394*
„ *Bombay*	*681,348*	*701,736*	*403,600*	*238,833*	*160,584*	*12,01,167*	*13,34,495*	*6,18,214*	*3,50,193*	*2,46,075*
„ *Sind*	*238,456*	*332,174*	*163,691*	*85,924*	*119,445*	*5,62,361*	*6,32,607*	*3,13,697*	*1,51,283*	*2,39,611*
„ *Madras*	*13,778*	*25,110*	*968*	*23,593*	*9,337*	*27,401*	*49,389*	*2,166*	*43,570*	*16,593*
„ *Burma*	*547,870*	*485,265*	*278,067*	*346,179*	*286,050*	*13,19,813*	*10,69,303*	*6,60,660*	*7,79,350*	*7,07,040*
TOTAL* { doz.	2,626,262	3,118,488	1,602,619	1,292,457	917,324	52,81,663	62,29,968	30,29,940	23,94,336	19,25,273
TOTAL* { = lbs.	—	—	=2,665,338	=1,981,972	=1,727,451					
Other sorts (III. P)—										
United Kingdom (*including* Channel Islands)	—	—	—	—	—	17,161	57,312	32,160	41,887	32,544
Straits Settlements	—	—	—	—	—	450	105	5,333	7,821	50
Hongkong	—	—	—	—	—	169	5,458	3,014	3,142	12,559
Other British Possessions	—	—	—	—	—	4,205	393	107	613	77
TOTAL BRITISH EMPIRE	—	—	—	—	—	22,005	63,268	40,614	53,463	45,230
Germany	—	—	—	—	—	20,920	65,382	3,626	2,881	2,880
Japan	—	—	—	—	—	1,76,399	3,47,368	15,74,252	17,77,748	5,96,256
United States of America—*Vid* Atlantic Coast	—	—	—	—	—	34,960	28,116	3,667	2,008	2,653
Other Foreign Countries	—	—	—	—	—	1,555	1,792	4	2,476	1,782
TOTAL FOREIGN COUNTRIES	—	—	—	—	—	2,33,824	4,42,658	15,91,549	17,85,108	6,03,571

* Quantity in lbs. recorded from 1934-35.

No. 10—*continued*

ARTICLES, AND COUNTRIES OF CONSIGNMENT; ALSO SHARE OF EACH PROVINCE	QUANTITY					VALUE				
	1932-33	1933-34	1934-35	1935-36	1936-37	1932-33	1933-34	1934-35	1935-36	1936-37
						R	R	R	R	R
Textiles—*continued*										
Cotton—*continued*										
Manufactures—continued										
Hosiery—*concluded*										
Other sorts (III, P)—*continued*										
Share of Bengal	—	—	—	—	—	*1,89,935*	*3,36,873*	*3,40,086*	*3,33,043*	*2,18,579*
,, *Bombay*	—	—	—	—	—	*59,804*	*1,04,335*	*3,66,747*	*7,59,440*	*1,26,522*
,, *Sind*	—	—	—	—	—	..	*1,297*	*1,26,190*	*1,56,141*	*18,110*
,, *Madras*	—	—	—	—	—	*3,237*	*57,303*	*6,403*	*13,184*	*6,687*
,, *Burma*	—	—	—	—	—	*2,853*	*6,103*	*2,32,737*	*5,76,763*	*2,78,903*
TOTAL	—	—	—	—	—	2,55,829	5,05,916	16,22,163	18,38,571	6,48,801
Total of Hosiery—										
United Kingdom (*including* Channal Islands)	—	—	—	—	—	61,111	1,22,799	1,49,812	1,45,505	1,20,780
Ceylon (*excluding* Maldives)	—	—	—	—	—	7,010	464	684	4,293	..
Straits Settlements	—	—	—	—	—	11,901	2,478	7,867	10,780	4,143
Hongkong	—	—	—	—	—	2,31,222	1,03,528	45,774	54,268	79,098
Other British Possessions	—	—	—	—	—	4	494	1,148	1,015	941
TOTAL BRITISH EMPIRE	—	—	—	—	—	3,11,254	2,29,763	2,05,285	2,15,861	2,04,962
Germany	—	—	—	—	—	1,47,995	1,67,570	1,25,114	1,13,467	97,144
Italy (*including* Fiume)	—	—	—	—	—	4,809	520	5,825	2,288	353
Czechoslovakia	—	—	—	—	—	..	1,215	2,606	5,314	2,557
Japan	—	—	—	—	—	61,22,693	72,50,697	53,52,841	46,11,820	28,90,899
China (*exclusive* of Hongkong and Macão)	—	—	—	—	—	47,407	17,387	10,619	5,717	17,033
United States of America—										
Via Atlantic Coast	—	—	—	—	—	1,01,630	53,503	73,981	47,944	55,561
,, Pacific ,,	—	—	—	—	—	..	..	6	4	..
Other Foreign Countries	—	—	—	—	—	5,177	1,821	3,168	4,461	2,662
TOTAL FOREIGN COUNTRIES	—	—	—	—	—	64,29,711	74,92,713	55,74,160	47,91,015	30,66,209
Share of Bengal	—	—	—	—	—	*27,89,211*	*38,07,468*	*26,15,853*	*16,60,358*	*11,97,743*
,, *Bombay*	—	—	—	—	—	*17,46,456*	*13,85,464*	*14,45,557*	*14,02,658*	*6,73,052*
,, *Sind*	—	—	—	—	—	*7,66,777*	*7,93,262*	*7,15,623*	*4,60,113*	*3,56,805*
,, *Madras*	—	—	—	—	—	*48,716*	*1,11,318*	*12,789*	*63,729*	*25,529*
,, *Burma*	—	—	—	—	—	*13,39,805*	*11,34,964*	*9,89,323*	*14,19,458*	*10,18,042*
TOTAL	—	—	—	—	—	67,40,965	77,22,476	57,79,445	50,06,876	32,71,171
Lace and patent net (III. P)—	Yards	Yards	Yards	Yards	Yards					
United Kingdom (*including* Channel Islands)	1,469,021	1,479,498	1,928,239	1,807,340	1,496,935	6,42,076	6,51,662	8,51,221	7,78,631	6,08,305
Other British Possessions	103	123	132	30	20	53	240	138	16	30
TOTAL BRITISH EMPIRE	1,469,124	1,479,621	1,928,371	1,807,370	1,496,955	6,42,108	6,51,902	8,51,359	7,78,647	6,08,335
Germany	10,591	229	3,168	2,169	80,041	5,600	788	1,783	1,500	23,553
Belgium	68,782	..	2,271	..	..	37,278	..	1,398	..	..
France	148,429	4,928	12,058	228	1,000	66,842	2,823	2,872	144	338
Japan	163,118	266,084	488,660	490,020	263,585	23,033	42,523	64,004	63,037	31,516
Other Foreign Countries	7,924	..	1,398	2,714	1,795	6,001	..	839	1,438	307
TOTAL FOREIGN COUNTRIES	398,844	271,241	507,555	495,131	346,421	1,43,755	46,079	71,496	66,119	55,714

No. 10—*continued*

ARTICLES, AND COUNTRIES OF CONSIGNMENT; ALSO SHARE OF EACH PROVINCE	QUANTITY					VALUE				
	1932-33	1933-34	1934-35	1935-36	1936-37	1932-33	1933-34	1934-35	1935-36	1936-37
						R	R	R	R	R
Textiles—*continued*										
Cotton—*continued*										
Manufactures—continued										
Lace and patent net (III. P)—*continued*	Yards	Yards	Yards	Yards	Yards					
Share of Bengal	*625,374*	*423,533*	*675,117*	*780,137*	*530,576*	*2,39,207*	*1,36,601*	*2,32,244*	*2,50,758*	*1,72,560*
" *Bombay*	*828,262*	*924,943*	*1,249,212*	*1,044,643*	*886,945*	*3,69,533*	*3,93,000*	*4,86,900*	*4,07,706*	*3,24,255*
" *Sind*	..	*120*	..	..	..	..	*315*	..	..	..
" *Madras*	*122,708*	*115,585*	*143,474*	*130,763*	*135,566*	*52,314*	*44,992*	*57,944*	*52,232*	*51,599*
" *Burma*	*281,624*	*286,381*	*363,123*	*346,958*	*290,289*	*1,24,759*	*1,23,073*	*1,45,767*	*1,34,370*	*1,15,694*
TOTAL	1,857,968	1,750,862	2,435,926	2,302,501	1,843,376	7,85,863	6,97,981	9,22,855	8,45,066	6,64,049
Piecegoods—										
Grey (unbleached)—										
Plain grey—										
Chadars (III. P)—	Yards	Yards	Yards	Yards	Yards					
TOTAL BRITISH EMPIRE	4	..	3,672	..	..	1	..	990	..	..
Japan	..	..	..	15,000	..	..	..	..	2,591	..
Share of Bengal	..	..	*3,672*	..	..	..	..	*990*	..	..
" *Bombay*	..	..	..	*15,000*	..	..	..	..	*2,591*	..
" *Madras*	*4*	..	..	..	..	*1*	..	..	..	..
TOTAL	4	..	3,672	15,000	..	1	..	990	2,591	..
Dhutis, Sāris and Scarves (III. P)—	Yards	Yards	Yards	Yards	Yards					
United Kingdom (*including* Channel Islands)	397,968	260,172	1,247,774	36,979	76,793	66,988	40,167	1,88,794	4,825	10,476
Ceylon (*excluding* Maldives)	..	208	..	..	..	..	90	..	..	..
TOTAL BRITISH EMPIRE	397,968	260,380	1,247,774	36,979	76,793	66,988	40,257	1,88,794	4,825	10,476
Japan	..	..	10,000	10,000	..	..	..	1,261	1,137	..
Share of Bengal	..	..	*10,000*	..	..	..	..	*1,261*	..	..
" *Sind*	..	..	*40*	..	..	..	..	*20*	..	..
" *Madras*	*395,243*	*260,380*	*1,247,734*	*22,200*	*76,793*	*66,322*	*40,257*	*1,88,774*	*2,821*	*10,476*
" *Burma*	*4,725*	..	..	*24,779*	..	*666*	..	..	*3,141*	..
TOTAL	397,968	260,380	1,257,774	46,979	76,793	66,988	40,257	1,90,055	5,962	10,476
Drills and Jeans (III. P)—	Yards	Yards	Yards	Yards	Yards					
United Kingdom (*including* Channel Islands)	18,380	69,940	31,804	22,866	34,612	4,604	19,064	8,322	5,475	9,286
Other British Possessions	120	..	6,000	..	..	27	..	1,569	..	..
TOTAL BRITISH EMPIRE	18,500	69,940	37,804	22,866	34,612	4,631	19,064	9,891	5,475	9,286
Japan	1,003,430	1,303,600	329,800	1,389,234	585,000	1,79,161	1,93,537	54,140	2,21,671	1,01,499
United States of America—										
Viâ Atlantic Coast	245,400	220,800	326,400	322,200	63,000	57,946	48,948	84,022	82,721	16,162
Other Foreign Countries	12,095	..	..	..	..	2,057	..	..	..	..
TOTAL FOREIGN COUNTRIES	1,260,925	1,524,400	656,200	1,711,434	648,000	2,39,164	2,42,485	1,38,162	3,04,392	1,17,661

No. 10—*continued*

ARTICLES, AND COUNTRIES OF CONSIGNMENT; ALSO SHARE OF EACH PROVINCE	Quantity					Value				
	1932-33	1933-34	1934-35	1935-36	1936-37	1932-33	1933-34	1934-35	1935-36	1936-37
						R	R	R	R	R
Textiles—*continued*										
Cotton—*continued*										
***Manufactures*—continued**										
Piecegoods—*continued*										
Grey (unbleached)—*continued*										
Plain grey—*continued*										
Drills and Jeans (III. P)—*contd*	Yards	Yards	Yards	Yards	Yards					
Share of Bengal	*60,495*	*151,840*	*6,200*	*32,341*	..	*7,128*	*16,618*	*1,443*	*9,087*	..
,, *Bombay*	*713,777*	*532,772*	*417,792*	*458,178*	*108,926*	*1,49,084*	*1,05,753*	*1,03,476*	*1,10,448*	*24,660*
,, *Sind*	*462,600*	*360,000*	*249,000*	*1,236,300*	*549,000*	*78,364*	*1,25,336*	*37,334*	*1,36,351*	*95,269*
,, *Madras*	*11,553*	*46,728*	*18,012*	*10,783*	*24,156*	*3,031*	*13,196*	*4,336*	*2,851*	*6,320*
,, *Burma*	*26,000*	*3,000*	*3,000*	*7,200*	*530*	*6,138*	*646*	*464*	*1,150*	*208*
TOTAL	1,270,425	1,596,340	694,004	1,784,300	682,612	2,43,705	2,61,549	1,48,053	3,09,867	1,26,947
Flannel and Flannelettes (III. P)—	Yards	Yards	Yards	Yards	Yards					
United Kingdom (*including* Channel Islands)	..	..	6,984	50	..	..	..	1,269	77	..
Japan	..	..	..	13,500	..	..	..	..	2,621	..
Share of Bengal	..	..	*6,984*	*13,500*	..	..	..	*1,269*	*2,621*	..
,, *Bombay*	..	..	..	*50*	..	..	..	..	*77*	..
TOTAL	..	..	6,984	13,550	..	..	..	1,269	2,698	..
Jaconets, *including* Madapollams, Mulls and Cambrics (III. P)—	Yards	Yards	Yards	Yards	Yards					
United Kingdom (*including* Channel Islands)	26,645,679	22,086,784	20,844,440	19,510,092	10,717,823	37,65,244	30,04,134	27,46,417	25,11,131	15,03,849
Other British Possessions	1,333	5,768	..	91	..	407	1,541	..	26	..
TOTAL BRITISH EMPIRE	26,647,012	22,092,552	20,844,440	19,510,183	10,717,823	37,65,651	30,05,675	27,46,417	25,11,157	15,03,849
Japan	124,500	10,000	2,987	50,000	12,000	19,917	1,731	595	6,533	1,352
United States of America—										
Via Atlantic Coast	11	..	..	..	..	3	..	..	..	..
TOTAL FOREIGN COUNTRIES	124,511	10,000	2,987	50,000	12,000	19,920	1,731	595	6,533	1,352
Share of Bengal	*1,148,325*	*1,903,971*	*1,224,278*	*1,714,948*	*692,351*	*1,00,632*	*1,92,584*	*1,07,253*	*1,66,633*	*71,687*
,, *Bombay*	*13,277,078*	*10,375,630*	*10,213,937*	*10,386,904*	*4,992,076*	*14,32,073*	*11,22,229*	*11,56,892*	*11,69,965*	*5,81,244*
,, *Sind*	*2,502,943*	*2,365,948*	*3,397,975*	*2,857,825*	*2,371,610*	*3,19,664*	*2,73,671*	*3,91,983*	*3,54,329*	*3,29,159*
,, *Madras*	*9,343,377*	*7,556,933*	*6,011,237*	*4,600,506*	*2,673,786*	*19,33,202*	*14,18,922*	*10,99,334*	*8,66,763*	*5,23,111*
TOTAL	26,771,523	22,102,552	20,847,427	19,560,183	10,729,823	37,85,571	30,07,406	27,47,012	25,17,690	15,05,201
Longcloth and Shirtings (III. P)—	Yards	Yards	Yards	Yards	Yards					
United Kingdom (*including* Channel Islands)	3,776,947	3,762,393	2,063,558	1,793,132	614,365	4,84,059	4,34,386	2,21,005	2,13,692	79,175
Ceylon	57	4,365	..	31,176	..	26	1,152	..	6,305	..
Other British Possessions	22,155	1,785	1,928	33	..	4,729	595	311	8	..
TOTAL BRITISH EMPIRE	3,799,159	3,768,553	2,065,486	1,824,341	614,365	4,88,814	4,36,140	2,21,316	2,20,005	79,175
Japan	178,560,672	109,019,652	149,669,980	186,481,212	152,979,536	2,31,65,240	1,38,85,986	1,91,74,280	2,31,09,630	1,80,33,069
China (*exclusive* of Hongkong and Macao)	405,800	40	195,200	..	..	57,800	5	21,061	..	..

No. 10—*continued*

ARTICLES, AND COUNTRIES OF CONSIGNMENT; ALSO SHARE OF EACH PROVINCE	QUANTITY					VALUE				
	1932-33	1933-34	1934-35	1935-36	1936-37	1932-33	1933-34	1934-35	1935-36	1936-37
						R	R	R	R	R
Textiles—*continued*										
Cotton—*continued*										
Manufactures—continued										
Piecegoods—*continued*										
Grey (unbleached)—*continued*										
Plain grey—*continued*										
Longcloth and shirtings (III. P)—*continued*	Yards	Yards	Yards	Yards	Yards					
Other Foreign Countries .	8,810	38,054	1,714	188	..	1,204	3,924	274	32	..
TOTAL FOREIGN COUNTRIES .	178,975,282	109,057,755	149,866,903	136,481,400	152,979,536	2,52,24,244	1,33,89,915	1,91,95,574	2,31,09,662	1,80,33,060
Share of Bengal . .	*72,730,581*	*29,886,107*	*45,134,930*	*64,918,137*	*52,715,465*	*99,81,601*	*35,50,890*	*54,06,598*	*78,12,821*	*59,55,093*
„ *Bombay* . .	*61,033,438*	*51,480,112*	*69,637,694*	*76,218,167*	*58,321,973*	*87,14,925*	*62,39,907*	*91,30,886*	*96,24,952*	*71,27,837*
„ *Sind* . .	*16,522,734*	*14,597,647*	*15,731,786*	*20,836,132*	*19,207,140*	*26,23,486*	*19,50,969*	*22,03,094*	*27,68,705*	*24,02,627*
„ *Madras* . .	*26,213,259*	*13,032,702*	*16,482,439*	*20,279,162*	*19,245,268*	*35,87,015*	*15,35,859*	*20,81,550*	*23,75,041*	*21,41,436*
„ *Burma* . .	*6,275,029*	*3,830,141*	*4,895,560*	*6,754,143*	*4,104,055*	*8,56,031*	*4,55,430*	*6,14,962*	*7,53,143*	*4,85,201*
TOTAL .	182,774,441	112,826,709	151,982,389	188,305,741	153,593,901	2,57,13,058	1,38,26,055	1,94,16,890	2,33,29,667	1,81,12,244
Printers (III. P)—	Yards	Yards	Yards	Yards	Yards					
United Kingdom (*including* Channel Islands) . .	94	..	..	..	..	100	..	..	..	..
Share of Madras . .	*94*	..	..	..	..	*100*	..	..	..	..
Sheetings (III. P)—	Yards	Yards	Yards	Yards	Yards					
TOTAL BRITISH EMPIRE .	7,662	110	3,918	90	..	1,684	218	1,278	312	..
Japan	4,783,840	2,197,073	2,181,107	919,395	1,566,800	7,59,076	3,27,689	3,83,290	1,35,970	1,80,708
China (*exclusive* of Hongkong and Macao) . . .	247,500	..	229,500	..	..	33,629	..	39,392	..	..
United States of America—										
Via Atlantic Coast .	13,520	37,500	..	..	..	2,073	5,357	..	..	..
Other Foreign Countries .	68	..	..	..	1,800	10	..	..	..	258
TOTAL FOREIGN COUNTRIES .	5,044,928	2,234,573	2,410,607	919,395	1,568,600	7,94,788	3,33,046	4,22,682	1,35,970	1,80,966
Share of Bengal . .	*352,100*	*814,300*	*2,023,607*	*783,495*	*1,566,800*	*53,658*	*1,08,931*	*3,36,400*	*1,18,041*	*1,80,708*
„ *Bombay* . .	*4,692,353*	*1,390,273*	*390,668*	*135,915*	*1,800*	*7,41,106*	*2,24,065*	*58,341*	*17,970*	*258*
„ *Madras* . .	*1,495*	*60*	..	*25*	..	*195*	*37*	..	*73*	..
„ *Burma* . .	*6,612*	*50*	*250*	*50*	..	*1,513*	*181*	*213*	*198*	..
TOTAL .	5,052,590	2,234,693	2,414,525	919,485	1,568,600	7,96,472	3,33,264	4,23,960	1,36,282	1,80,966
†. Cloth and Domestics (III. P)—	Yards	Yards	Yards	Yards	Yards					
United Kingdom (*including* Channel Islands) . .	13,592	164	..	93	..	3,044	26	..	78	..

No. 10—*continued*

ARTICLES, AND COUNTRIES OF CONSIGNMENT; ALSO SHARE OF EACH PROVINCE	QUANTITY					VALUE				
	1932-33	1933-34	1934-35	1935-36	1936-37	1932-33	1933-34	1934-35	1935-36	1936-37
						R	R	R	R	R
Textiles—*continued*										
Cotton—*continued*										
Manufactures—continued										
Piecegoods—*continued*										
Grey (unbleached)—*continued*										
Plain grey—*continued*										
T. Cloth and Domestics (III. P)—*continued*	Yards	Yards	Yards	Yards	Yards					
Share of Bengal	*4,704*	..	..	..	..	*808*	..	..	..	..
,, *Sind*	*8,888*	*164*	..	*93*	..	*2,236*	*26*	..	*78*	..
TOTAL	13,592	164	..	93	..	3,044	26	..	78	..
Unspecified descriptions (III. P)—	Yards	Yards	Yards	Yards	Yards					
United Kingdom (*including* Channel Islands)	1,204,592	904,427	869,625	1,018,917	746,254	1,49,041	1,05,458	1,05,041	1,36,311	2,78,862
Ceylon (*excluding* Maldives)	15,071	44,960	25,596	13,585	300	5,215	9,578	5,053	2,652	65
Other British Possessions	18,676	3,205	50	406	208	4,698	923	18	77	48
TOTAL BRITISH EMPIRE	1,238,339	952,592	895,271	1,032,908	746,762	1,58,949	1,15,959	1,10,112	1,39,040	2,78,975
Italy (*including* Fiume)	..	73	25,378	..	..	..	20	13,757	..	..
Japan	14,505	819	18,271	653,707	197,549	3,019	138	6,938	1,08,164	36,104
Other Foreign Countries	281	4	15,051	15,582	3,358	255	2	5,780	4,871	960
TOTAL FOREIGN COUNTRIES	14,786	896	58,700	669,289	200,907	3,274	160	26,475	1,08,035	37,064
Share of Bengal	*36,342*	*16,463*	*111,438*	*113,726*	*360,145*	*6,514*	*4,273*	*15,845*	*18,031*	*2,19,808*
,, *Bombay*	*790,388*	*718,261*	*636,499*	*636,743*	*335,908*	*91,905*	*74,914*	*51,289*	*88,165*	*54,129*
,, *Sind*	..	..	*44,418*	*658,118*	*173,997*	..	..	*21,939*	*1,02,231*	*28,726*
,, *Madras*	*396,647*	*195,439*	*98,240*	*281,296*	*67,954*	*57,951*	*29,572*	*12,648*	*34,459*	*7,044*
,, *Burma*	*29,748*	*25,325*	*14,376*	*18,264*	*19,665*	*5,853*	*7,360*	*4,886*	*4,139*	*6,338*
TOTAL	1,253,125	953,488	953,971	1,702,147	947,660	1,62,223	1,16,119	1,36,587	2,47,075	3,16,039
Total of Plain grey—	Yards	Yards	Yards	Yards	Yards					
United Kingdom (*including* Channel Islands)	32,064,914	27,083,880	25,071,575	22,382,219	12,189,847	44,74,764	36,03,453	32,73,091	28,71,901	18,81,648
Ceylon (*excluding* Maldives)	16,585	54,501	31,596	44,761	300	5,676	12,033	6,622	8,957	65
Other British Possessions	40,831	6,290	2,178	530	208	9,422	1,853	354	111	48
TOTAL BRITISH EMPIRE	32,122,330	27,144,671	25,105,349	22,427,510	12,190,355	44,89,862	36,17,339	32,80,067	28,80,969	18,81,761
Italy (*including* Fiume)	4,095	73	25,378	..	..	857	20	13,757	..	..
Japan	184,486,947	112,531,144	152,212,154	189,532,048	155,340,885	2,61,26,413	1,30,09,081	1,96,20,468	2,35,83,317	1,63,52,732
China (*exclusive* of Hongkong and Macao)	661,300	40	424,700	..	..	92,629	5	60,453	..	..
United States of America—										
Vid Atlantic Coast	259,065	258,300	336,065	322,200	63,000	60,094	54,305	84,959	82,721	16,162
Other Foreign Countries	9,025	38,068	7,100	15,720	5,158	1,397	3,926	5,117	4,903	1,218
TOTAL FOREIGN COUNTRIES	185,420,432	112,827,625	153,005,397	189,869,968	155,409,043	2,62,81,390	1,39,67,337	1,97,84,749	2,36,70,941	1,83,70,112

No. 10—*continued*

ARTICLES, AND COUNTRIES OF CONSIGNMENT; ALSO SHARE OF EACH PROVINCE	QUANTITY					VALUE				
	1932-33	1933-34	1934-35	1935-36	1936-37	1932-33	1933-34	1934-35	1935-36	1936-37
						R	R	R	R	R
Textiles—*continued*										
Cotton—*continued*										
***Manufactures*—continued**										
Piecegoods—*continued*										
Grey (unbleached)—*continued*										
Total of Plain* group—*continued	Yards	Yards	Yards	Yards	Yards					
Share of Bengal	*74,332,447*	*33,802,681*	*48,171,699*	*66,876,147*	*65,316,761*	*1,00,90,341*	*35,73,346*	*53,70,065*	*81,17,264*	*64,27,290*
„ *Bombay*	*80,512,464*	*64,395,048*	*81,345,690*	*87,335,955*	*63,760,683*	*1,11,29,093*	*73,66,868*	*1,05,60,384*	*1,10,11,677*	*77,33,171*
„ *Sind*	*19,497,165*	*17,833,759*	*19,423,219*	*25,592,875*	*22,301,747*	*30,33,750*	*23,50,002*	*26,54,879*	*34,04,207*	*28,55,771*
„ *Madras*	*36,858,572*	*21,092,202*	*23,357,663*	*25,194,065*	*22,077,957*	*56,47,867*	*30,30,843*	*33,53,492*	*32,53,086*	*26,33,317*
„ *Burma*	*6,342,114*	*3,858,516*	*4,913,176*	*6,798,436*	*4,124,250*	*8,70,901*	*4,63,617*	*6,20,505*	*7,66,776*	*4,91,741*
TOTAL	217,542,762	139,972,206	178,110,746	212,207,478	167,599,398	3,07,71,252	1,75,84,676	2,30,64,816	2,65,51,910	2,03,81,278
Bordered grey—										
Chadars (III. P)—	Yards	Yards	Yards	Yards	Yards					
United Kingdom (*including* Channel Islands)	45,238	74,352	68,505	223,667	87,313	7,816	14,346	13,604	38,353	20,137
Share of Bengal	*45,238*	*74,352*	*68,505*	*70,501*	*87,313*	*7,816*	*14,346*	*13,604*	*13,735*	*20,137*
„ *Sind*	..	..	..	*153,166*	..	..	..	..	*24,618*	..
TOTAL	45,238	74,352	68,505	223,667	87,313	7,816	14,346	13,604	38,353	20,137
Dhutis, Saris, and Scarves (III. P)—	Yards	Yards	Yards	Yards	Yards					
United Kingdom (*including* Channel Islands)	78,963,494	60,986,561	73,992,018	62,821,908	41,215,819	1,31,12,590	98,65,746	1,12,90,070	1,03,87,617	72,88,855
Other British Possessions	84	1,180	42,368	..	6,000	89	291	5,599	..	1,321
TOTAL BRITISH EMPIRE	78,963,578	60,987,741	74,034,386	62,821,908	41,221,819	1,31,12,629	98,66,037	1,13,95,669	1,03,87,617	72,90,676
Japan	59,429,607	29,052,634	38,578,603	56,532,822	52,901,768	68,34,210	30,96,746	43,59,692	54,16,829	62,05,201
Other Foreign Countries	5,888	..	4,500	..	..	2,667	..	784	..	..
TOTAL FOREIGN COUNTRIES	59,435,535	29,052,634	38,583,103	56,532,822	52,901,768	68,36,877	30,96,746	43,60,476	54,16,829	62,05,201
Share of Bengal	*124,059,742*	*79,113,494*	*104,827,077*	*112,268,968*	*86,276,411*	*1,76,35,925*	*1,11,23,639*	*1,49,79,088*	*1,56,59,186*	*1,24,13,661*
„ *Bombay*	*3,613,347*	*3,341,208*	*1,893,154*	*2,441,651*	*1,738,521*	*6,37,806*	*5,26,537*	*3,46,780*	*4,41,732*	*2,83,376*
„ *Sind*	*809,276*	*1,365,607*	*1,261,091*	*1,991,612*	*1,807,453*	*1,44,620*	*2,31,956*	*2,09,063*	*3,23,776*	*2,86,917*
„ *Madras*	*7,058,747*	*5,259,339*	*3,664,015*	*2,094,831*	*1,669,414*	*12,36,288*	*9,52,416*	*5,97,255*	*3,15,053*	*2,36,954*
„ *Burma*	*2,867,091*	*960,727*	*1,072,152*	*557,671*	*2,631,788*	*3,04,867*	*1,22,255*	*1,23,959*	*64,719*	*2,76,069*
TOTAL	138,399,113	90,040,375	112,617,489	119,354,730	94,123,587	1,99,49,506	1,29,62,783	1,62,56,145	1,68,04,446	1,34,95,877
	Yards	Yards	Yards	Yards	Yards					
Drills and Jeans (III. P)	..	..	..	..	..	..	..	..	..	..
	Yards	Yards	Yards	Yards	Yards					
Flannel and Flannelettes (III. P)	..	..	..	..	..	..	..	..	..	..
Jaconets, *including* Madapollams, Mulls and Cambrics (III. P,—	Yards	Yards	Yards	Yards	Yards					
United Kingdom (*including* Channel Islands)	..	46,322	3,096,003	6,000	..	..	10,687	5,26,826	1,199	..
Japan	..	..	20,000	..	..	..	..	3,838	..	..
Share of Bengal	..	..	*3,005,457*	..	..	..	..	*5,10,093*	..	..
„ *Bombay*	..	*2,400*	..	..	..	..	*960*	..	..	..
„ *Madras*	..	*43,922*	*103,797*	*6,000*	..	..	*9,727*	*19,761*	*1,199*	..
„ *Burma*	..	..	*6,749*	..	..	..	..	*811*	..	..
TOTAL	..	46,322	3,116,003	6,000	..	..	10,687	5,30,664	1,199	..

No. 10—*continued*

ARTICLES, AND COUNTRIES OF CONSIGNMENT; ALSO SHARE OF EACH PROVINCE	QUANTITY					VALUE				
	1932-33	1933-34	1934-35	1935-36	1936-37	1932-33	1933-34	1934-35	1935-36	1936-37
						R	R	R	R	R
Textiles—*continued*										
Cotton—*continued*										
Manufactures—continued										
Piecegoods—*continued*										
Grey (unbleached)—*continued*										
Bordered Grey—*continued*										
Longcloth and Shirtings (III. P)—	Yards	Yards	Yards	Yards	Yards					
United Kingdom (*including* Channel Islands)	..	..	423,760	..	..	..	..	74,854	..	..
Japan	..	..	2,942,209	..	..	..	..	3,51,924	..	..
Share of Bengal	..	..	*3,366,059*	..	..	..	..	*4,26,778*	..	..
	Yards	Yards	Yards	Yards	Yards					
Printers (III. P)	..	..	..	..	..	..	..	..	..	..
Sheetings (III. P)—	Yards	Yards	Yards	Yards	Yards					
China (*exclusive of* Hongkong and Macao)	..	..	24,800	..	..	..	..	3,969	..	..
Share of Bengal	..	..	*24,800*	..	..	..	..	*3,969*	..	..
	Yards	Yards	Yards	Yards	Yards					
T. Cloth and Domestics (III. P)	..	..	..	..	..	..	..	..	..	..
Unspecified descriptions (III. P)—	Yards	Yards	Yards	Yards	Yards					
United Kingdom (*including* Channel Islands)	..	..	66,594	858	..	..	..	20,304	108	..
Other British Possessions	..	9,800	..	..	..	..	1,458	..	..	..
TOTAL BRITISH EMPIRE	..	9,800	66,594	858	..	..	1,458	20,304	108	..
TOTAL FOREIGN COUNTRIES	32,700	42,106	..	..	..	4,233	3,961	..	..	..
Share of Bengal	..	*49,506*	*66,594*	*12*	..	..	*5,009*	*20,304*	*19*	..
,, *Bombay*	*32,700*	..	..	..	..	*4,233*	..	..	..	..
,, *Sind*	..	..	..	*846*	..	..	..	..	*89*	..
,, *Madras*	..	*2,400*	..	..	..	..	*410*	..	..	..
TOTAL	32,700	51,906	66,594	858	..	4,233	5,419	20,304	108	..
Total of Bordered Grey—	Yards	Yards	Yards	Yards	Yards					
United Kingdom (*including* Channel Islands)	79,008,732	61,117,035	77,646,880	63,052,433	41,303,132	1,81,20,406	98,92,237	1,25,25,658	1,04,27,277	73,08,992
Other British Possessions	84	1,180	42,368	..	6,000	39	291	5,599	..	1,821
TOTAL BRITISH EMPIRE	79,008,816	61,118,215	77,689,248	63,052,433	41,309,132	1,81,20,445	98,92,528	1,25,31,257	1,04,27,277	73,10,813
Japan	59,462,397	29,094,740	41,540,902	56,532,822	52,901,768	68,38,443	31,00,707	47,15,454	64,16,829	62,05,201
Other Foreign Countries	5,838	..	28,800	..	..	2,667	..	4,753	..	..
TOTAL FOREIGN COUNTRIES	59,468,235	29,094,740	41,569,702	56,532,822	52,901,768	68,41,110	31,00,707	47,20,207	64,16,829	62,05,201
Share of Bengal	*124,123,680*	*79,339,752*	*111,357,992*	*112,339,478*	*86,363,724*	*1,76,47,974*	*1,11,49,944*	*1,59,53,335*	*1,56,72,930*	*1,24,33,799*
,, *Bombay*	*3,613,347*	*3,341,203*	*1,593,154*	*2,441,661*	*1,738,521*	*6,37,806*	*5,26,527*	*3,46,780*	*4,41,732*	*3,32,275*
,, *Sind*	*809,276*	*1,365,607*	*1,261,091*	*1,991,612*	*1,307,458*	*1,44,620*	*2,31,956*	*2,09,063*	*3,23,776*	*2,36,917*
,, *Madras*	*7,058,747*	*6,305,661*	*3,567,813*	*2,256,843*	*1,669,414*	*12,26,288*	*9,62,553*	*6,17,016*	*3,40,959*	*2,36,954*
,, *Burma*	*2,867,001*	*960,727*	*1,078,901*	*557,671*	*2,631,788*	*3,04,867*	*1,22,255*	*1,24,770*	*64,719*	*2,76,069*
TOTAL	138,477,051	90,212,955	119,258,950	119,585,265	94,210,900	1,90,61,555	1,29,93,235	1,72,51,464	1,68,44,106	1,35,16,014
Total of Grey (unbleached) Plain and Bordered—	Yards	Yards	Yards	Yards	Yards					
United Kingdom (*including* Channel Islands)	111,073,646	88,200,915	102,718,455	85,434,652	53,402,979	1,75,95,170	1,34,95,690	1,57,98,749	1,32,99,178	91,90,640
Aden and Dependencies	..	..	41,900	238	..	..	..	5,054	48	..
Ceylon (*excluding* Maldives)	16,657	55,681	31,696	44,761	6,300	5,700	12,824	6,622	8,957	1,886

No. 10—*continued*

ARTICLES, AND COUNTRIES OF CONSIGNMENT, ALSO SHARE OF EACH PROVINCE	QUANTITY					VALUE				
	1932-33	1933-34	1934-35	1935-36	1936-37	1932-33	1933-34	1934-35	1935-36	1936-37
						R	R	R	R	R
Textiles—*continued*										
Cotton—*continued*										
Manufactures—continued										
Piecegoods—*continued*										
Grey (unbleached)—*concld.*										
Total of Grey (unbleached) Plain and Bordered—contd.	Yards	Yards	Yards	Yards	Yards					
Other British Possessions	40,843	6,290	2,646	297	208	9,437	1,853	899	63	48
TOTAL BRITISH EMPIRE	111,131,146	88,262,886	102,794,597	85,479,943	53,499,487	1,76,10,307	1,35,09,867	1,58,11,324	1,33,08,246	91,92,574
Italy (*including* Fiume)	4,095	73	25,378	..	..	857	20	13,757	..	..
Japan	243,949,344	141,625,884	193,753,056	246,064,870	208,242,653	3,29,64,856	1,70,09,788	2,43,35,917	3,00,00,146	2,45,57,933
China (*exclusive* of Hongkong and Macão)	661,300	40	453,500	..	..	92,629	5	65,206	..	..
United States of America—										
Viâ Atlantic Coast	259,065	258,300	336,065	322,200	63,000	60,094	54,305	84,959	82,721	16,162
Other Foreign Countries	14,863	38,068	7,100	15,720	5,158	4,064	3,926	5,117	4,903	1,218
TOTAL FOREIGN COUNTRIES	244,888,667	141,922,365	194,575,099	246,402,790	208,310,811	3,31,22,500	1,70,68,044	2,45,04,956	3,00,87,770	2,45,75,313
Share of Bengal	*198,461,127*	*112,042,433*	*159,929,091*	*179,215,625*	*141,698,485*	*2,77,38,315*	*1,50,23,290*	*2,18,23,900*	*2,37,90,184*	*1,88,61,095*
" *Bombay*	*84,125,811*	*67,736,256*	*83,238,744*	*90,277,606*	*65,499,204*	*1,17,66,899*	*83,93,395*	*1,09,07,664*	*1,14,53,309*	*80,70,453*
" *Sind*	*20,306,441*	*19,189,366*	*20,684,310*	*27,584,487*	*24,109,200*	*31,78,370*	*25,81,958*	*28,63,933*	*37,27,983*	*31,42,638*
" *Madras*	*43,917,319*	*26,397,953*	*27,525,474*	*27,448,908*	*23,747,371*	*68,74,155*	*39,93,396*	*39,75,508*	*35,93,045*	*29,25,841*
" *Burma*	*9,209,115*	*4,819,243*	*5,992,077*	*7,356,107*	*6,756,038*	*11,76,068*	*5,85,872*	*7,45,275*	*8,31,495*	*7,67,810*
TOTAL	356,019,813	230,185,251	297,369,696	331,882,733	261,810,298	5,07,32,807	3,05,77,911	4,03,16,280	4,33,96,016	3,37,67,887
White (bleached)—										
Chadars (III. P)—	Yards	Yards	Yards	Yards	Yards					
United Kingdom (*including* Channel Islands)	17,200	3,645	..	..	..	5,909	774	..	..	..
Japan	..	..	6,000	..	..	..	..	906	..	..
Share of Bengal	*17,200*	*3,645*	*6,000*	..	..	*5,909*	*774*	*906*	..	..
Checks, Spots and Stripes (III. P)—	Yards	Yards	Yards	Yards	Yards					
United Kingdom (*including* Channel Islands)	7,744,610	4,351,946	4,720,503	4,486,352	4,427,415	17,91,274	11,91,291	13,01,927	11,60,305	11,09,863
Other British Possessions	48	5,460	657	1,254	2,641	30	1,193	190	351	1,176
TOTAL BRITISH EMPIRE	7,744,658	4,357,406	4,730,160	4,487,606	4,430,056	17,91,304	11,92,484	13,02,117	11,60,656	11,11,039
Switzerland	65,333	10,051	22,230	..	..	29,933	1,344	3,065	..	..
Austria	8,440	..	17,911	..	..	3,408	..	8,327	..	..
Japan	49,143	5,411	4,545	13,920	17,750	6,658	910	2,108	6,418	5,887
Other Foreign Countries	4,282	18,552	..	..	302	1,999	3,221	..	..	101
TOTAL FOREIGN COUNTRIES	127,198	34,014	44,686	13,920	18,052	41,998	5,475	13,500	6,418	5,988

No. 10—*continued*

ARTICLES, AND COUNTRIES OF CONSIGNMENT; ALSO SHARE OF EACH PROVINCE	Quantity					Value				
	1932-33	1933-34	1934-35	1935-36	1936-37	1932-33	1933-34	1934-35	1935-36	1936-37
						R	R	R	R	R
Textiles—*continued*										
Cotton—*continued*										
Manufactures—continued										
Piecegoods—*continued*										
White (bleached)—*continued*										
Checks, Spots and Stripes (III. P)—*continued*	Yards	Yards	Yards	Yards	Yards					
Share of Bengal	*343,828*	*313,299*	*439,422*	*418,308*	*513,089*	*1,08,437*	*1,05,545*	*1,21,437*	*1,20,663*	*1,36,231*
,, *Bombay*	*1,064,793*	*1,046,583*	*976,049*	*892,541*	*696,988*	*2,90,695*	*3,04,785*	*3,46,804*	*2,81,164*	*1,79,512*
,, *Sind*	*5,266,650*	*2,390,096*	*2,315,078*	*1,954,963*	*2,200,074*	*11,68,738*	*6,30,063*	*5,64,836*	*4,42,589*	*4,88,068*
,, *Madras*	*703,756*	*182,654*	*494,316*	*380,625*	*323,638*	*1,72,786*	*54,150*	*1,43,573*	*1,03,986*	*1,00,392*
,, *Burma*	*487,829*	*458,788*	*549,981*	*855,089*	*815,319*	*92,646*	*1,03,416*	*1,38,967*	*2,18,672*	*2,12,824*
TOTAL	7,871,856	4,391,420	4,774,846	4,501,526	4,448,108	18,33,302	11,97,959	13,16,617	11,07,074	11,17,027
Dhutis, Saris and Scarves (III. P)—	Yards	Yards	Yards	Yards	Yards					
United Kingdom (*including* Channel Islands)	3,559,772	6,437,909	8,735,953	4,890,626	2,031,595	6,54,751	14,59,701	17,91,996	11,01,100	7,39,825
Other British Possessions	3,054	3,299	1,849	1,425	1,200	935	1,223	719	353	392
TOTAL BRITISH EMPIRE	3,562,826	6,441,208	8,737,802	4,892,051	2,032,795	6,55,686	14,60,924	17,92,715	11,01,453	7,40,217
TOTAL FOREIGN COUNTRIES	4,011	13,576	7,430	50	29,377	894	3,577	1,708	15	3,408
Share of Bengal	*2,065,953*	*1,303,943*	*4,120,776*	*2,049,042*	*813,303*	*3,48,970*	*2,38,825*	*7,04,284*	*4,19,165*	*1,99,063*
,, *Bombay*	*279,530*	*2,629,261*	*1,934,086*	*1,525,344*	*1,361,542*	*69,515*	*6,72,314*	*5,19,374*	*4,01,873*	*3,71,040*
,, *Sind*	*106,297*	*229,111*	*317,305*	*453,629*	*331,304*	*22,433*	*51,110*	*67,464*	*92,223*	*68,704*
,, *Madras*	*1,097,733*	*2,256,637*	*2,178,510*	*813,366*	*388,562*	*2,07,966*	*4,92,346*	*4,70,390*	*1,76,284*	*89,799*
,, *Burma*	*17,324*	*35,832*	*194,555*	*45,720*	*67,561*	*6,646*	*9,906*	*33,011*	*11,923*	*15,019*
TOTAL	3,566,837	6,454,784	8,745,232	4,892,101	2,962,172	6,56,580	14,64,501	17,94,423	11,01,468	7,43,625
Drills and Jeans (III. P)—	Yards	Yards	Yards	Yards	Yards					
United Kingdom (*including* Channel Islands)	2,664,341	4,336,240	2,816,068	3,644,730	2,982,593	10,79,398	15,55,261	10,73,596	14,94,389	13,29,552
Other British Possessions	20,868	220	710	1,096	..	4,318	57	337	203	..
TOTAL BRITISH EMPIRE	2,685,209	4,336,460	2,816,778	3,645,826	2,982,593	10,83,716	15,55,318	10,73,933	14,94,592	13,29,552
Japan	1,723,305	1,009,050	516,604	179,400	26,900	1,98,431	1,07,989	62,815	21,456	4,801
Other Foreign Countries	8,994	234	5,000	..	36	4,386	160	1,633	..	33
TOTAL FOREIGN COUNTRIES	1,732,299	1,009,284	521,604	179,400	26,936	2,02,817	1,08,149	64,448	21,456	4,834
Share of Bengal	*1,148,786*	*1,074,961*	*785,787*	*737,087*	*433,595*	*2,05,029*	*2,30,696*	*2,10,188*	*2,38,023*	*1,68,718*
,, *Bombay*	*1,779,146*	*2,503,308*	*1,900,930*	*2,750,484*	*2,378,068*	*7,72,201*	*10,55,691*	*7,73,775*	*11,44,361*	*10,79,689*
,, *Sind*	*116,050*	*84,813*	*38,305*	*84,369*	*64,174*	*44,157*	*33,853*	*18,283*	*32,005*	*25,638*
,, *Madras*	*647,699*	*1,262,855*	*332,346*	*86,548*	*33,974*	*1,44,508*	*2,48,928*	*70,486*	*25,650*	*16,051*
,, *Burma*	*725,827*	*420,407*	*230,509*	*166,738*	*99,718*	*1,20,638*	*94,299*	*70,649*	*78,006*	*44,290*
TOTAL	4,417,508	5,346,344	3,288,377	3,825,226	3,009,529	12,86,533	16,63,467	11,38,381	15,16,048	13,34,386
Embroidered all overs (III. P) (*a*)—			Yards	Yards	Yards					
United Kingdom (*including* Channel Islands)	—	—	75,223	59,247	229,383	—	—	36,222	26,583	73,309
Other British Possessions	—	—	66	7	..	—	—	35	9	..
TOTAL BRITISH EMPIRE	—	—	75,289	59,254	229,383	—	—	36,257	26,592	73,309
Germany	—	—	104,440	128,527	118,010	—	—	59,900	66,406	54,203
France	—	—	98,813	75,630	121,300	—	—	40,477	20,005	53,400
Switzerland	—	—	4,320,420	3,437,077	4,669,468	—	—	15,85,232	14,34,085	19,52,801
Italy (*including* Fiume)	—	—	444,702	132,652	112,377	—	—	1,86,540	61,718	45,890
Austria	—	—	775,383	622,555	745,606	—	—	4,22,150	3,41,361	3,56,178
Japan	—	—	179,011	128,200	87,443	—	—	55,836	39,012	26,830
Other Foreign Countries	—	—	4,750	..	307	—	—	2,685	..	105
TOTAL FOREIGN COUNTRIES	—	—	5,928,019	4,524,641	5,854,607	—	—	23,52,820	19,02,587	24,80,596
Share of Bengal	—	—	*32,951*	*35,615*	*155,228*	—	—	*21,468*	*17,182*	*80,265*
,, *Bombay*	—	—	*3,729,384*	*2,311,433*	*2,870,653*	—	—	*15,06,688*	*10,10,832*	*11,83,713*
,, *Sind*	—	—	*2,036,773*	*1,932,916*	*2,616,129*	—	—	*7,38,905*	*7,91,956*	*10,77,687*
,, *Madras*	—	—	*91,682*	*53,950*	*274,979*	—	—	*56,239*	*29,120*	*1,31,862*
,, *Burma*	—	—	*113,418*	*249,951*	*166,996*	—	—	*65,777*	*1,40,089*	*89,378*
TOTAL	—	—	6,004,208	4,583,895	6,083,990	—	—	23,89,077	19,89,179	25,62,905

(*a*) Separately recorded from 1934-35.

No. 10—*continued*

ARTICLES, AND COUNTRIES OF CONSIGNMENT; ALSO SHARE OF EACH PROVINCE	QUANTITY					VALUE				
	1932-33	1933-34	1934-35	1935-36	1936-37	1932-33	1933-34	1934-35	1935-36	1936-37
						R	R	R	R	R
Textiles—*continued*										
Cotton—*continued*										
Manufactures—continued										
Piecegoods—*continued*										
White (bleached)—*continued*										
Flannel and Flannelettes (III. P)—	Yards	Yards	Yards	Yards	Yards					
United Kingdom (*including* Channel Islands)	3,194	1,699	10,516	29,896	2,093	2,912	2,614	5,686	14,008	2,676
Japan	64,653	2,820	91,650	23,500	4,700	7,701	302	14,607	2,881	768
Other Foreign Countries	2,995	1,087	183	243	..	2,838	953	675	1,234	..
TOTAL FOREIGN COUNTRIES	67,648	3,907	91,833	23,743	4,700	10,539	1,255	15,282	4,115	768
Share of Bengal	*18,800*	*100*	*43*	*153*	*4,847*	*2,124*	*306*	*18*	*207*	*1,076*
„ *Bombay*	*45,022*	*2,492*	*30,140*	*22,485*	*439*	*9,097*	*2,905*	*3,431*	*3,032*	*1,068*
„ *Sind*	*2,189*	*3,014*	*838*	*791*	*800*	*1,677*	*658*	*800*	*715*	*1,166*
„ *Madras*	*131*	..	*630*	*96*	*194*	*40*	..	*238*	*182*	*71*
„ *Burma*	*4,700*	..	*70,703*	*80,085*	*513*	*463*	..	*11,481*	*8,987*	*193*
TOTAL	70,842	5,606	102,349	53,630	6,793	13,451	3,869	20,968	18,123	3,444
Jaconets, Madapollams, Cambrics, and Muslins (III. P)—	Yards	Yards	Yards	Yards	Yards					
United Kingdom (*including* Channel Islands)	8,965,593	14,105,621	20,842,964	16,599,376	17,201,256	25,32,495	38,92,422	52,35,804	45,19,450	47,81,661
Straits Settlements	12,896	11,216	21,004	23,536	15,648	3,896	2,733	5,414	5,701	3,861
Other British Possessions	218	..	..	..	1,798	61	..	..	..	574
TOTAL BRITISH EMPIRE	8,978,707	14,116,837	20,863,968	16,622,912	17,218,702	25,36,452	38,95,155	52,90,718	45,25,151	47,86,296
Germany	27,337	3,950	1,574	7,082	2,565	15,089	3,167	1,234	3,769	1,889
Netherlands	153,820	19,123	6,160	..	..	27,385	3,584	1,087	..	..
Belgium	35,485	..	..	..	..	14,455	..	..	..	..
France	200,466	26,042	3,486	..	7,609	79,273	11,203	1,407	..	3,453
Switzerland	5,116,687	217,471	66,852	47,851	72,140	20,33,384	1,04,484	32,749	27,149	33,343
Italy (*including* Fiume)	427,783	42,732	14,392	3,049	..	1,64,209	15,712	6,083	1,526	..
Austria	970,328	143,035	17,401	29,400	875	5,31,468	87,290	10,356	17,760	754
Japan	1,903,033	2,003,470	3,962,573	2,495,788	2,139,126	3,43,326	3,12,533	7,77,289	4,15,686	3,38,930
United States of America—*Vid* Atlantic Coast	151,279	10	4,142	2,394	125	40,652	4	1,033	503	24
Other Foreign Countries	5,789	3	..	..	..	2,462	2	..	..	..
TOTAL FOREIGN COUNTRIES	8,991,507	2,455,836	4,076,580	2,585,564	2,222,440	32,51,703	5,37,979	8,32,088	4,66,393	3,78,343
Share of Bengal	*1,790,715*	*2,008,099*	*4,792,392*	*3,045,794*	*3,370,990*	*4,07,033*	*4,05,734*	*10,96,072*	*6,84,210*	*6,39,287*
„ *Bombay*	*5,897,816*	*4,694,850*	*6,391,147*	*4,219,243*	*4,168,327*	*20,26,691*	*11,93,281*	*15,26,231*	*10,27,195*	*10,82,007*
„ *Sind*	*5,136,744*	*3,333,905*	*5,858,581*	*3,812,402*	*3,798,635*	*14,17,472*	*8,08,949*	*11,94,586*	*9,00,813*	*9,41,938*
„ *Madras*	*756,772*	*333,001*	*657,553*	*432,678*	*556,126*	*1,89,600*	*92,440*	*1,44,477*	*87,598*	*1,27,908*
„ *Burma*	*4,388,167*	*6,197,818*	*7,240,875*	*7,698,339*	*7,547,064*	*17,47,359*	*19,32,730*	*21,61,460*	*23,61,731*	*23,73,499*
TOTAL	17,970,214	16,572,673	24,940,548	19,208,476	19,441,142	57,88,155	44,33,134	61,22,806	49,91,544	51,64,639
Lawns (III. P)—	Yards	Yards	Yards	Yards	Yards					
United Kingdom (*including* Channel Islands)	12,853,754	5,092,304	6,008,923	6,759,023	4,730,411	37,08,680	14,43,776	16,86,402	17,73,402	14,50,058
Switzerland	189,971	4,202	..	..	..	89,897	1,420	..	..	..
Italy (*including* Fiume)	98,286	27,887	3,460	..	..	43,042	10,853	2,138	..	..

No. 10—*continued*

ARTICLES, AND COUNTRIES OF CONSIGNMENT; ALSO SHARE OF EACH PROVINCE	QUANTITY					VALUE				
	1932-33	1933-34	1934-35	1935-36	1936-37	1932-33	1933-34	1934-35	1935-36	1936-37
Textiles—*continued*						R	R	R	R	R
Cotton—*continued*										
***Manufactures*—continued**										
Piecegoods—*continued*										
White (bleached)—*continued*										
Lawns (III. P)—*continued*	Yards	Yards	Yards	Yards	Yards					
Austria	60,595	7,045	1,604	..	..	28,098	4,613	1,224	..	..
Japan	150,000	123,790	93,700	76,000	17,000	21,122	19,347	16,320	13,533	3,135
Other Foreign Countries	7,021	..	..	2,640	..	4,149	..	..	315	..
TOTAL FOREIGN COUNTRIES	505,878	163,014	103,764	78,640	17,000	1,81,908	36,233	19,082	13,848	3,135
Share of Bengal	*213,167*	*164,095*	*132,552*	*205,734*	*48,305*	*49,786*	*35,641*	*30,875*	*49,114*	*11,477*
,, *Bombay*	*685,236*	*307,282*	*258,330*	*78,088*	*72,783*	*2,21,344*	*68,383*	*51,591*	*17,506*	*15,335*
,, *Sind*	*35,760*	*10,486*	*360*	*4,188*	*755*	*7,342*	*2,305*	*134*	*684*	*23*
,, *Madras*	*38,977*	*247*	*18,954*	*41,705*	*19,192*	*14,355*	*193*	*6,991*	*13,562*	*7,247*
,, *Burma*	*12,386,487*	*4,772,298*	*5,704,441*	*6,506,948*	*4,606,376*	*35,97,760*	*13,73,487*	*16,16,453*	*17,06,384*	*14,18,611*
TOTAL	13,359,627	5,255,318	6,112,687	6,837,663	4,747,411	38,90,588	14,80,009	17,06,084	17,87,250	14,53,193
Longcloth and Shirtings (III. P)—	Yards	Yards	Yards	Yards	Yards					
United Kingdom (*including* Channel Islands)	40,254,206	30,866,113	38,917,265	36,209,778	28,939,354	96,27,443	70,70,521	86,71,013	80,89,117	70,05,671
Straits Settlements	17,172	59,196	13,993	6,126	926	4,522	7,846	3,346	1,737	303
Other British Possessions	8,369	11,075	1,017	4,189	465	3,214	2,172	311	1,370	125
TOTAL BRITISH EMPIRE	40,279,747	30,936,384	38,932,275	36,220,093	28,940,745	96,35,179	70,80,547	86,74,670	80,92,224	70,06,099
Poland (*including* Danzig)	..	..	..	..	40,000	..	..	..	..	10,970
Netherlands	2,014,593	1,434,869	1,998,036	1,463,790	1,614,571	6,14,114	3,95,706	5,52,318	4,00,486	4,45,250
Switzerland	1,512	..	39,993	..	..	554	..	11,750	..	..
Iran	49,481	..	..	..	..	5,465	..	..	..	..
Japan	67,352,288	43,450,216	34,387,927	34,089,126	32,421,011	1,00,60,088	60,19,553	40,08,832	52,58,944	53,95,755
Other Foreign Countries	9,315	24,406	18,327	3,559	3,310	4,502	3,404	3,826	359	1,466
TOTAL FOREIGN COUNTRIES	69,427,189	44,908,991	36,444,283	35,556,475	34,078,892	1,06,84,718	64,18,663	45,76,726	56,59,789	58,53,441
Share of Bengal	*12,664,994*	*5,340,032*	*6,982,173*	*4,812,996*	*3,715,501*	*20,25,007*	*9,13,648*	*13,21,778*	*9,01,439*	*7,82,786*
,, *Bombay*	*29,980,421*	*24,804,428*	*16,147,873*	*15,125,304*	*20,568,485*	*54,65,385*	*41,31,611*	*32,62,402*	*29,18,971*	*41,77,559*
,, *Sind*	*42,919,992*	*30,300,615*	*38,332,154*	*43,676,356*	*32,108,510*	*91,47,680*	*60,66,800*	*78,09,861*	*84,43,216*	*65,91,049*
,, *Madras*	*1,139,483*	*618,097*	*486,658*	*513,028*	*761,132*	*2,75,554*	*1,47,835*	*1,21,913*	*1,28,892*	*1,76,308*
,, *Burma*	*23,901,998*	*14,382,143*	*3,428,753*	*7,648,334*	*5,366,009*	*34,06,271*	*22,39,416*	*7,35,436*	*13,50,496*	*11,31,628*
TOTAL	109,706,886	75,845,375	65,376,608	71,776,568	63,019,537	2,03,19,897	1,34,99,210	1,32,51,396	1,37,52,013	1,28,59,540
Mulls (III. P)—	Yards	Yards	Yards	Yards	Yards					
United Kingdom (*including* Channel Islands)	187,157,024	104,410,602	136,270,992	111,495,068	91,212,057	2,94,03,259	1,72,95,517	2,17,23,331	1,74,95,538	1,49,00,120
Straits Settlements	29,341	16,822	914	1,669	152	7,682	4,604	238	390	68
Other British Possessions	9,951	7,040	210	4,154	12,000	1,087	1,536	33	687	2,937
TOTAL BRITISH EMPIRE	187,196,316	104,434,465	136,272,116	111,500,891	91,224,209	2,94,12,028	1,73,01,657	2,17,23,602	1,74,96,624	1,49,04,123
Austria	..	..	25,262	..	..	..	..	5,608	..	..

No. 10—*continued*

ARTICLES, AND COUNTRIES OF CONSIGNMENT; ALSO SHARE OF EACH PROVINCE	QUANTITY					VALUE				
	1932-33	1933-34	1934-35	1935-36	1936-37	1932-33	1933-34	1934-35	1935-36	1936-37
Textiles—*continued*						R	R	R	R	R
Cotton—*continued*										
Manufactures—continued										
Piecegoods—*continued*										
White (bleached)—*continued*										
Mulls (III. P)—*continued*	Yards	Yards	Yards	Yards	Yards					
Japan	24,077,826	16,841,309	7,843,410	16,351,288	11,198,400	30,21,028	20,25,689	11,30,161	20,74,347	14,22,909
Other Foreign Countries	1,622	359	36,258	20	2,000	808	65	2,613	3	767
TOTAL FOREIGN COUNTRIES	24,079,448	16,841,668	7,904,930	16,351,308	11,200,400	30,22,736	20,25,754	11,38,382	20,74,350	14,23,076
Share of Bengal	*21,065,710*	*12,735,845*	*17,488,141*	*14,666,780*	*11,730,126*	*33,05,711*	*21,99,884*	*29,84,566*	*22,95,432*	*20,01,765*
„ *Bombay*	*27,140,501*	*20,520,026*	*12,358,686*	*14,130,646*	*7,149,678*	*42,74,360*	*32,78,290*	*23,74,498*	*24,72,470*	*13,64,867*
„ *Sind*	*132,948,321*	*63,930,986*	*92,832,392*	*81,359,721*	*71,034,565*	*1,35,21,891*	*88,54,665*	*1,28,66,396*	*1,09,87,157*	*1,01,70,738*
„ *Madras*	*25,599,591*	*20,720,045*	*19,796,376*	*15,189,962*	*11,030,928*	*56,07,224*	*44,00,065*	*42,98,583*	*33,73,150*	*25,37,304*
„ *Burma*	*4,521,641*	*3,369,231*	*1,700,951*	*2,505,090*	*1,479,012*	*7,25,578*	*5,94,507*	*3,37,441*	*4,42,715*	*2,93,136*
TOTAL	211,275,764	121,276,133	144,177,046	127,852,199	102,424,609	3,24,34,764	1,93,27,411	2,28,61,984	1,95,70,974	1,64,17,799
Nainsooks (III. P)—	Yards	Yards	Yards	Yards	Yards					
United Kingdom (*including* Channel Islands)	7,100,012	6,357,471	10,178,905	3,856,768	1,700,495	10,49,610	8,94,499	15,25,254	5,13,943	2,75,559
Other British Possessions	4,000	24	120	..	..	333	7	60	..	..
TOTAL BRITISH EMPIRE	7,104,012	6,357,495	10,179,025	3,856,768	1,700,495	10,49,943	8,94,506	15,25,314	5,13,943	2,75,559
Switzerland	1,046,944	373,484	125,761	13,052	..	2,88,655	1,30,429	42,484	3,957	..
Italy (*including* Fiume)	28,020	..	2,382	..	..	8,853	..	697	..	..
Japan	22,694,505	10,781,620	3,011,548	4,533,152	1,901,722	22,64,009	9,65,052	3,62,020	4,97,644	1,97,385
Other Foreign Countries	6,330	..	..	..	..	2,931	..	..	..	..
TOTAL FOREIGN COUNTRIES	23,776,699	11,155,104	3,139,691	4,546,204	1,901,722	25,64,448	10,95,481	4,05,151	5,01,601	1,97,385
Share of Bengal	*16,767,983*	*10,530,937*	*10,239,517*	*5,891,062*	*2,953,208*	*18,47,072*	*11,88,610*	*14,45,170*	*6,98,019*	*3,76,779*
„ *Bombay*	*7,216,859*	*3,909,201*	*1,533,441*	*798,473*	*137,594*	*8,65,583*	*4,49,710*	*2,36,238*	*1,01,733*	*21,533*
„ *Sind*	*5,220,665*	*2,127,711*	*476,496*	*850,092*	*126,101*	*6,27,767*	*2,15,810*	*75,008*	*1,06,300*	*20,133*
„ *Madras*	*1,539,449*	*917,792*	*1,068,279*	*862,454*	*384,794*	*2,62,711*	*1,31,448*	*1,73,503*	*1,09,007*	*54,264*
„ *Burma*	*135,755*	*27,858*	*983*	*891*	*520*	*11,258*	*5,009*	*546*	*485*	*936*
TOTAL	30,880,711	17,512,599	13,318,716	8,402,972	3,602,217	36,14,891	19,89,987	19,30,465	10,15,544	4,72,044
Sheetings (III. P)—	Yards	Yards	Yards	Yards	Yards					
United Kingdom (*including* Channel Islands)	30,157	76,750	46,448	63,059	67,534	25,651	48,283	27,797	38,747	44,467
Other British Possessions	..	139	66	62	..	..	34	15	15	..
TOTAL BRITISH EMPIRE	30,157	76,889	46,514	63,121	67,534	25,651	48,267	27,812	38,762	44,467
Japan	..	52,180	..	16,000	..	..	7,417	..	1,810	..
Other Foreign Countries	75	432	65	27	10	40	106	36	29	6
TOTAL FOREIGN COUNTRIES	75	52,612	65	16,027	10	40	7,523	36	1,839	6

No. 10—*continued*

ARTICLES, AND COUNTRIES OF CONSIGNMENT; ALSO SHARE OF EACH PROVINCE	QUANTITY					VALUE				
	1932-33	1933-34	1934-35	1935-36	1936-37	1932-33	1933-34	1934-35	1935-36	1936-37
Textiles—*continued*						R	R	R	R	R
Cotton—*continued*										
Manufactures—continued										
Piecegoods—*continued*										
White (bleached)—*continued*										
Sheetings (III. P)—*continued*	Yards	Yards	Yards	Yards	Yards					
Share of Bengal	*16,099*	*83,631*	*29,944*	*22,649*	*40,596*	*13,483*	*37,966*	*16,589*	*17,552*	*24,011*
,, *Bombay*	*10,298*	*5,502*	*6,229*	*4,171*	*21,414*	*9,403*	*5,162*	*5,590*	*3,488*	*15,346*
,, *Sind*	*807*	*1,401*	*612*	*1,205*	*1,319*	*706*	*1,199*	*473*	*890*	*1,145*
,, *Madras*	*514*	*14,537*	*2,385*	*3,427*	*2,203*	*466*	*4,727*	*1,806*	*2,391*	*2,264*
,, *Burma*	*2,514*	*24,430*	*7,409*	*47,696*	*1,913*	*1,633*	*6,736*	*3,390*	*11,280*	*1,707*
TOTAL	30,232	129,501	46,579	79,148	67,544	25,691	55,700	27,848	35,601	44,473
T. cloth and Domestics (III. P)—	Yards	Yards	Yards	Yards	Yards					
TOTAL BRITISH EMPIRE	2,990	10,813	25,110	..	..	1,579	2,048	6,795	..	..
TOTAL FOREIGN COUNTRIES	--	..	17,192	..	..	--	--	1,062	..	..
Share of Bombay	*2,970*	*10,783*	*15,000*	..	..	*1,576*	*2,010*	*119*	..	..
,, *Madras*	*20*	*30*	*27,302*	..	..	*3*	*38*	*7,738*	..	..
TOTAL	2,990	10,813	42,302	..	..	1,579	2,048	7,857	..	..
Twills (III. P)—	Yards	Yards	Yards	Yards	Yards					
United Kingdom (*including* Channel Islands)	9,168,813	6,196,271	6,407,788	9,578,647	8,375,602	24,13,754	15,42,665	16,51,540	24,57,074	23,30,696
Other British Possessions	12,654	1,780	661	..	..	4,202	342	126	..	..
TOTAL BRITISH EMPIRE	9,180,967	6,198,051	6,408,399	9,578,647	8,375,602	24,17,956	15,43,007	16,51,666	24,57,074	23,30,696
Netherlands	62,000	..	..	..	..	11,856	..	..	..	..
Japan	2,185,563	790,150	106,336	54,520	..	3,12,845	1,13,321	16,576	8,679	..
Other Foreign Countries	60	247	8,812	..	..	90	150	1,992	..	..
TOTAL FOREIGN COUNTRIES	2,247,623	790,397	115,148	54,520	..	3,24,791	1,13,471	18,568	8,679	..
Share of Bengal	*3,439,609*	*1,760,802*	*1,730,198*	*2,927,310*	*2,744,953*	*8,16,506*	*3,93,513*	*4,60,757*	*7,90,388*	*8,15,466*
,, *Bombay*	*2,316,275*	*2,885,659*	*2,184,271*	*2,696,301*	*2,721,545*	*5,72,460*	*7,07,001*	*5,40,287*	*6,55,273*	*6,92,277*
,, *Sind*	*733,835*	*434,603*	*267,656*	*439,263*	*614,513*	*1,79,323*	*1,05,335*	*76,152*	*1,11,203*	*1,30,167*
,, *Madras*	*1,132,841*	*580,625*	*564,659*	*1,003,298*	*931,916*	*2,80,460*	*1,59,892*	*1,56,854*	*2,76,450*	*2,82,666*
,, *Burma*	*3,905,980*	*1,326,754*	*1,776,863*	*2,567,095*	*1,462,675*	*8,93,998*	*3,90,737*	*4,36,184*	*6,32,439*	*4,10,120*
TOTAL	11,428,590	6,988,448	6,523,547	9,633,167	8,375,602	27,42,747	16,56,478	16,70,234	24,65,753	23,30,696
Unspecified descriptions (III. P)—	Yards	Yards	Yards	Yards	Yards					
United Kingdom (*including* Channel Islands)	1,486,809	1,003,065	1,542,199	1,315,109	1,174,823	3,82,421	4,98,979	3,75,887	3,09,644	3,45,070
Ceylon (*excluding* Maldives)	118,430	59,626	80,634	10,689	4,042	33,240	14,510	16,914	2,428	1,170
Straits Settlements	49,364	28,160	61,140	21,073	1,101	13,891	8,561	14,098	5,131	374
Other British Possessions	566	2,000	1,305	150	250	270	600	1,092	37	62
TOTAL BRITISH EMPIRE	1,655,669	1,092,851	1,685,278	1,347,021	1,180,216	4,29,822	5,22,650	4,07,491	3,17,235	3,46,676

No. 10—*continued*

ARTICLES, AND COUNTRIES OF CONSIGNMENT; ALSO SHARE OF EACH PROVINCE	Quantity					Value				
	1932-33	1933-34	1934-35	1935-36	1936-37	1932-33	1933-34	1934-35	1935-36	1936-37
						R	R	R	R	R
Textiles—*continued*										
Cotton—*continued*										
Manufactures—continued										
Piecegoods—*continued*										
White (bleached)—*concluded*										
Unspecified descriptions (III. P)—*continued*	Yards	Yards	Yards	Yards	Yards					
Germany	56,318	963	1,054	3,905	2,406	22,011	1,319	1,132	1,597	916
Belgium	20,562	..	..	..	..	12,145	..	..	..	..
France	77,140	5,521	833	40	16	40,762	2,932	551	7	90
Switzerland	69,739	5,695	5,805	2,618	491	46,325	4,638	3,763	1,337	572
Austria	102,240	7,941	1,199	2,109	4,244	55,205	4,365	501	821	645
Japan	150,112	107,935	20,340	284,410	244,700	20,555	13,702	4,090	50,929	57,408
Other Foreign Countries	15,067	3,210	9,521	11,294	324	4,384	608	1,402	4,753	2,520
TOTAL FOREIGN COUNTRIES	491,198	131,265	48,752	304,376	252,181	2,11,338	27,564	11,459	59,436	62,144
Share of Bengal	*470,619*	*961,273*	*345,691*	*150,041*	*281,370*	*1,31,637*	*2,33,123*	*81,283*	*42,853*	*1,09,416*
,, *Bombay*	*444,550*	*152,955*	*161,738*	*348,319*	*284,646*	*2,13,469*	*58,076*	*61,318*	*93,693*	*97,986*
,, *Sind*	*337,626*	*423,879*	*979,526*	*943,227*	*681,869*	*1,38,752*	*1,03,901*	*2,05,773*	*1,97,089*	*1,56,657*
,, *Madras*	*286,957*	*567,559*	*206,158*	*115,011*	*84,634*	*93,303*	*1,41,697*	*60,301*	*31,411*	*24,243*
,, *Burma*	*63,115*	*18,459*	*40,917*	*94,799*	*99,928*	*14,910*	*8,218*	*10,275*	*11,628*	*21,520*
TOTAL	2,146,867	2,124,116	1,734,030	1,651,397	1,432,397	6,41,160	5,50,214	4,18,950	3,76,673	4,08,320
Total of White (bleached)—	Yards	Yards	Yards	Yards	Yards					
United Kingdom (*including* Channel Islands)	281,005,955	184,150,449	236,607,802	198,987,679	163,974,611	5,26,79,135	3,68,98,309	4,51,62,250	3,89,88,300	3,44,78,727
Ceylon (*excluding* Maldives)	146,306	75,814	81,091	20,722	21,010	38,494	17,928	17,024	4,632	7,024
Straits Settlements	122,035	124,457	100,948	53,806	18,663	34,265	25,991	24,509	13,354	4,879
Other British Possessions	19,110	5,787	2,367	902	550	4,925	1,499	1,395	230	137
TOTAL BRITISH EMPIRE	281,293,406	184,356,507	236,792,148	199,063,109	164,014,834	5,27,56,819	3,69,43,727	4,52,05,178	3,90,06,716	3,44,90,767
Poland (*including* Danzig)	..	..	..	..	40,000	..	..	..	..	10,970
Germany	88,164	10,502	116,011	142,397	122,987	50,546	6,934	64,928	73,321	56,956
Netherlands	2,230,920	1,453,492	2,009,246	1,463,790	1,616,571	6,58,576	3,99,290	5,55,888	4,00,486	4,46,017
Belgium	59,097	..	4,750	..	2,000	28,335	..	2,685	..	767
France	278,946	31,628	103,132	75,685	128,961	1,20,468	14,215	42,435	20,031	57,066
Switzerland	6,491,386	612,835	4,583,253	3,500,598	4,743,126	24,89,475	2,43,192	16,79,956	14,66,528	19,87,231
Italy (*including* Fiume)	574,015	70,735	464,936	142,949	112,377	2,22,684	26,634	1,95,458	65,745	45,899
Austria	1,153,121	158,021	839,260	654,064	750,815	6,20,471	96,268	4,48,166	3,59,942	3,57,575
Iran	49,431	13,552	30	..	..	5,465	3,221	20	..	..
Japan	120,354,174	75,177,481	40,261,974	58,245,354	48,087,102	1,62,57,468	95,87,704	64,58,387	83,91,354	74,56,786
United States of America—										
Vid Atlantic Coast	162,879	2,520	30,112	7,101	1,188	45,472	818	5,839	2,201	666
,, Pacific ,,	25	..	..	..	..	6	..	..	..	..
Other Foreign Countries	8,560	24,502	38,223	2,930	1,195	3,749	3,358	3,061	920	2,789
TOTAL FOREIGN COUNTRIES	131,450,718	77,560,268	48,450,927	64,234,868	55,606,317	2,04,97,930	1,03,81,124	94,51,818	1,07,80,528	1,04,22,724
Share of Bengal	*60,028,463*	*36,780,572*	*47,140,587*	*34,963,501*	*26,804,211*	*92,66,766*	*59,33,664*	*86,95,510*	*62,24,297*	*53,37,838*
,, *Bombay*	*76,863,417*	*63,472,390*	*47,637,656*	*44,902,852*	*42,312,717*	*1,47,91,779*	*1,19,89,119*	*1,19,20,571*	*1,01,36,590*	*1,02,82,381*
,, *Sind*	*193,372,936*	*103,170,625*	*143,456,576*	*135,513,622*	*113,478,298*	*3,13,23,989*	*1,68,79,648*	*2,36,04,297*	*2,31,06,843*	*1,96,71,108*
,, *Madras*	*32,937,923*	*27,459,079*	*25,897,893*	*19,501,147*	*14,793,322*	*72,48,976*	*58,78,969*	*57,15,208*	*43,57,630*	*36,10,379*
,, *Burma*	*50,541,335*	*31,034,109*	*21,110,363*	*28,416,855*	*22,213,603*	*1,06,18,240*	*66,58,461*	*56,21,110*	*69,61,884*	*69,13,385*
TOTAL	412,744,124	261,916,775	285,243,075	263,297,977	219,621,151	7,32,54,749	4,73,24,851	5,46,56,996	4,97,87,244	4,49,13,491

No. 10—*continued*

ARTICLES, AND COUNTRIES OF CONSIGNMENT; ALSO SHARE OF EACH PROVINCE	QUANTITY					VALUE				
	1932-33	1933-34	1934-35	1935-36	1936-37	1932-33	1933-34	1934-35	1935-36	1936-37
						R	R	R	R	R
Textiles—*continued*										
Cotton—*continued*										
Manufactures—continued										
Piecegoods—*continued*										
Coloured, printed or dyed—										
Printed goods—										
Cambrics *including* Madapollams Muslins, Mulls, and Jaconets (III. P)—	Yards	Yards	Yards	Yards	Yards					
United Kingdom (*including* Channel Islands)	6,388,432	6,213,671	14,508,209	12,804,854	8,380,072	13,84,280	14,89,577	32,12,511	27,23,404	17,33,202
Ceylon (*excluding* Maldives)	40	24,194	18,462	1,265	1,599	9	6,330	6,144	434	488
Other British Possessions	276	163	1,160	96	..	103	66	120	37	..
TOTAL BRITISH EMPIRE	6,388,748	6,238,026	14,527,831	12,806,215	8,382,271	13,84,392	14,95,973	32,18,775	27,23,875	17,33,690
Iran	142,198	..	..	..	..	16,097	..	..	..	..
Japan	328,287	41,072	99,177	840,128	3,909,460	33,644	7,203	21,348	1,15,317	5,61,918
United States of America—										
Vid Atlantic Coast	11,978	1,600	201,708	35,185	13,589	3,137	433	34,121	10,090	5,056
Other Foreign Countries	3,302	264	8,581	6,650	6,360	1,532	248	3,209	3,363	4,307
TOTAL FOREIGN COUNTRIES	485,765	42,936	309,466	881,963	3,929,409	54,410	7,884	58,678	1,28,770	5,71,276
Share of Bengal	*462,800*	*456,029*	*790,415*	*1,192,600*	*1,861,290*	*1,36,541*	*1,36,136*	*2,18,354*	*2,30,047*	*3,36,514*
,, *Bombay*	*2,181,926*	*2,383,351*	*5,231,705*	*4,066,189*	*5,041,312*	*4,98,916*	*5,79,273*	*13,79,767*	*9,46,199*	*9,76,912*
,, *Sind*	*3,269,980*	*1,891,422*	*4,387,691*	*4,107,098*	*1,872,498*	*4,92,834*	*3,87,907*	*8,48,515*	*7,75,333*	*3,67,384*
,, *Madras*	*90,955*	*873,007*	*2,138,143*	*3,108,838*	*2,930,517*	*30,778*	*1,67,942*	*5,00,593*	*6,94,313*	*4,61,592*
,, *Burma*	*875,852*	*777,165*	*2,296,343*	*1,213,453*	*1,306,003*	*2,79,733*	*2,42,599*	*4,30,324*	*2,06,253*	*1,62,614*
TOTAL	6,874,513	6,280,964	14,837,297	13,688,178	12,311,680	14,38,802	15,03,857	32,77,453	28,52,645	23,04,966
Chadars (III. P)—	Yards	Yards	Yards	Yards	Yards					
TOTAL BRITISH EMPIRE	..	..	12,892	..	..	..	..	2,178	..	..
Share of Bombay	..	..	*12,892*	..	..	..	..	*2,178*	..	..
Checks, Spots and Stripes (III. P)—	Yards	Yards	Yards	Yards	Yards					
United Kingdom (*including* Channel Islands)	1,155,738	2,392,212	6,141,448	4,647,963	2,657,474	4,09,132	6,90,444	22,11,515	16,50,148	8,39,544
Straits Settlements	962	..	..	3,832	2,301	123	..	..	1,324	917
TOTAL BRITISH EMPIRE	1,156,700	2,392,212	6,141,448	4,651,795	2,659,775	4,09,255	6,90,444	22,11,515	16,51,472	8,40,461
Japan	591,062	232,918	389,917	9,781,715	31,834,406	83,286	36,216	74,363	16,68,023	55,19,195
Other Foreign Countries	21,360	..	..	34	..	2,161	..	..	11	..
TOTAL FOREIGN COUNTRIES	612,422	232,918	389,917	9,781,749	31,834,406	85,447	36,216	74,363	16,68,034	55,19,195
Share of Bengal	*556,627*	*538,537*	*1,263,387*	*3,411,114*	*10,135,945*	*1,21,538*	*1,28,935*	*4,66,489*	*7,67,654*	*17,53,671*
,, *Bombay*	*845,786*	*443,341*	*479,294*	*1,796,600*	*4,594,997*	*1,60,114*	*91,063*	*1,05,420*	*3,10,349*	*7,63,525*
,, *Sind*	..	*56,625*	*10,467*	*234*	..	..	*10,683*	*1,595*	*113*	..
,, *Madras*	*26,111*	*707,771*	*234,521*	*132,858*	*960,377*	*11,528*	*1,25,509*	*44,372*	*33,854*	*1,67,936*
,, *Burma*	*338,598*	*823,656*	*4,543,696*	*9,092,738*	*18,302,862*	*1,31,512*	*3,00,420*	*16,67,502*	*22,02,646*	*35,74,524*
TOTAL	1,760,122	2,625,130	6,531,365	14,433,544	34,494,181	4,94,692	7,26,660	22,85,878	33,14,616	68,59,656

No. 10—*continued*

ARTICLES, AND COUNTRIES OF CONSIGNMENT; ALSO SHARE OF EACH PROVINCE	QUANTITY					VALUE				
	1932-33	1933-34	1934-35	1935-36	1936-37	1932-33	1933-34	1934-35	1935-36	1936-37
						R	R	R	R	R
Textiles—*continued*										
Cotton—*continued*										
Manufactures—continued										
Piecegoods—*continued*										
Coloured, printed or dyed—*continued*										
Printed goods—*continued*										
Dhutis (III. P)—	Yards	Yards	Yards	Yards	Yards					
United Kingdom (*including* Channel Islands)	2,042	..	20,009	6,980	..	781	..	3,237	3,215	..
Japan	34,410	..	8,310	..	..	3,660	..	1,148	..	..
Share of Bengal	..	..	*17,995*	*6,980*	..	..	..	*3,019*	*3,215*	..
„ *Bombay*	*34,410*	..	*10,324*	..	..	*3,660*	..	*1,361*	..	..
„ *Madras*	*2,042*	..	..	..	..	*781*	..	..	..	..
TOTAL	36,452	..	28,319	6,980	..	4,441	..	4,380	3,215	..
Drills and Jeans (III. P)—	Yards	Yards	Yards	Yards	Yards					
United Kingdom (*including* Channel Islands)	8,567,415	3,905,461	6,753,178	4,981,653	3,661,443	18,12,821	7,32,889	12,85,441	8,80,581	6,53,962
Other British Possessions	..	36,450	18,000	15,180	8	..	3,942	1,800	2,130	6
TOTAL BRITISH EMPIRE	8,567,415	3,941,911	6,771,178	4,996,833	3,661,451	18,12,821	7,36,831	12,87,241	8,82,711	6,53,968
Japan	46,579,181	39,173,855	37,267,852	58,067,642	66,236,269	60,57,192	50,08,487	54,48,272	72,79,668	84,07,259
Other Foreign Countries	27,923	19,800	14,158	..	..	3,473	2,303	2,891	..	..
TOTAL FOREIGN COUNTRIES	46,607,104	39,193,655	37,282,010	58,067,642	66,236,269	60,60,665	50,10,790	54,51,163	72,79,668	84,07,259
Share of Bengal	*9,291,927*	*4,949,616*	*7,860,755*	*10,731,342*	*11,443,021*	*12,73,249*	*6,53,551*	*11,44,439*	*15,28,580*	*15,06,466*
„ *Bombay*	*26,346,002*	*29,230,978*	*22,213,647*	*36,418,708*	*41,414,263*	*34,80,097*	*37,58,170*	*33,15,992*	*43,81,579*	*52,16,101*
„ *Sind*	*14,328,568*	*7,359,579*	*11,805,210*	*12,559,377*	*13,519,776*	*23,84,655*	*11,15,213*	*19,33,918*	*17,55,776*	*18,65,217*
„ *Madras*	*1,246,974*	*632,651*	*1,647,003*	*2,327,547*	*1,826,864*	*2,70,052*	*1,11,214*	*2,66,743*	*3,69,950*	*2,69,167*
„ *Burma*	*3,961,048*	*962,742*	*626,573*	*1,037,001*	*1,693,796*	*4,55,433*	*1,09,473*	*77,317*	*1,26,494*	*2,04,286*
TOTAL	55,174,519	43,135,566	44,053,188	63,064,475	69,897,720	78,73,486	57,47,621	67,38,404	81,62,379	90,61,227
Embroidered allovers (III. P) (*a*)—			Yards	Yards	Yards					
United Kingdom (*including* Channel Islands)	—	—	45,508	..	3,517	—	—	9,672	..	1,280
TOTAL FOREIGN COUNTRIES	—	—	8,812	..	5,382	—	—	1,764	..	2,563
Share of Bengal	—	—	*1,430*	..	*3,899*	—	—	*321*	..	*3,843*
„ *Bombay*	—	—	*44,078*	..	..	—	—	*9,351*	..	..
„ *Madras*	—	—	*8,812*	..	..	—	—	*1,764*	..	..
TOTAL	—	—	54,320	..	8,899	—	—	11,436	..	3,843
Flannel and Flannelettes (III. P)—	Yards	Yards	Yards	Yards	Yards					
United Kingdom (*including* Channel Islands)	31,363	60,774	904,550	278,574	1,130	5,082	19,841	1,72,948	34,088	383
Other British Possessions	..	..	15,040	..	..	..	..	2,239	..	..
TOTAL BRITISH EMPIRE	31,363	60,774	919,590	278,574	1,130	5,082	19,841	1,75,187	34,088	383

(*a*) Separately recorded from 1934-35.

No. 10—*continued*

ARTICLES, AND COUNTRIES OF CONSIGNMENT; ALSO SHARE OF EACH PROVINCE	QUANTITY					VALUE				
	1932-33	1933-34	1934-35	1935-36	1936-37	1932-33	1933-34	1934-35	1935-36	1936-37
						R	R	R	R	R
Textiles—*continued*										
Cotton—*continued*										
Manufactures—continued										
Piecegoods—*continued*										
Coloured, printed or dyed—*continued*										
Printed goods—*continued*										
Flannel and Flannelettes (III. P)—*contd.*	Yards	Yards	Yards	Yards	Yards					
Germany	..	..	..	..	83,783	..	..	..	..	14,420
Italy (*including* Fiume)	495,543	..	516,406	..	20,909	79,848	..	83,091	..	3,478
Japan	9,212,421	1,413,046	4,603,763	5,182,283	3,881,873	13,23,191	2,14,102	7,52,917	7,05,133	6,09,125
Other Foreign Countries	..	2,020	..	..	..	..	2,199	..	..	..
TOTAL FOREIGN COUNTRIES	9,707,964	1,415,066	5,120,169	5,182,283	3,991,525	14,03,034	2,16,301	8,36,008	7,05,133	6,27,023
Share of Bengal	*5,243,491*	*735,323*	*3,826,322*	*3,337,350*	*1,331,046*	*7,48,334*	*1,18,315*	*6,26,542*	*4,46,100*	*2,28,832*
,, *Bombay*	*1,902,639*	*434,553*	*1,073,774*	*1,313,732*	*1,329,683*	*2,73,092*	*59,700*	*1,85,404*	*1,71,103*	*2,08,179*
,, *Sind*	*1,769,631*	*111,922*	*643,793*	*276,924*	*532,205*	*2,69,475*	*19,916*	*1,12,370*	*41,416*	*82,403*
,, *Madras*	*3,460*	..	..	*40,380*	*169,767*	*1,097*	..	..	*5,314*	*18,025*
,, *Burma*	*315,106*	*194,042*	*495,970*	*491,941*	*639,754*	*1,16,118*	*37,711*	*86,379*	*75,288*	*89,977*
TOTAL	9,739,327	1,475,840	6,039,759	5,460,857	3,992,655	14,03,116	2,36,142	10,11,195	7,30,221	6,27,406
Lungis (III. P)—	Yards	Yards	Yards	Yards	Yards					
United Kingdom (*including* Channel Islands)	6,724,068	1,932,076	2,757,062	2,106,167	1,527,359	22,50,367	6,93,183	9,66,895	7,72,487	5,17,844
Straits Settlements	420	118,177	38,489	765	4	352	20,697	7,060	254	3
Other British possessions	..	..	916	2,016	..	..	..	250	550	..
TOTAL BRITISH EMPIRE	6,725,388	2,050,253	2,797,367	2,108,948	1,527,363	22,50,719	7,13,880	9,74,205	7,73,291	5,17,847
Netherlands	258,572	..	..	..	..	88,754	..	..	..	..
Japan	4,630,695	4,996,014	4,819,318	5,715,991	1,785,048	8,27,474	8,66,700	8,53,726	9,08,053	3,15,089
Other Foreign Countries	..	..	..	..	397	..	..	..	..	422
TOTAL FOREIGN COUNTRIES	4,889,267	4,996,014	4,819,318	5,715,991	1,785,445	9,16,228	8,66,700	8,53,726	9,08,053	3,15,511
Share of Bengal	*115,356*	*354,782*	*193,501*	*898,339*	*328,378*	*43,438*	*73,064*	*72,492*	*2,11,341*	*1,13,099*
,, *Bombay*	*33,201*	..	*1,767*	*2,016*	*5,572*	*8,176*	..	*1,389*	*550*	*1,033*
,, *Sind*	..	..	*1,032*	*18,600*	*1,395*	..	..	*1,060*	*2,337*	*499*
,, *Madras*	..	..	*11,009*	*15,750*	*15,750*	..	..	*3,247*	*4,560*	*4,290*
,, *Burma*	*11,466,099*	*6,691,486*	*7,407,376*	*6,889,734*	*2,961,783*	*31,15,334*	*15,07,516*	*17,49,736*	*14,62,056*	*7,14,437*
TOTAL	11,614,655	7,046,267	7,610,685	7,824,939	3,312,808	31,66,947	15,80,580	18,27,931	16,81,344	8,33,358
Prints and Chintz (III. P)—	Yards	Yards	Yards	Yards	Yards					
United Kingdom (*including* Channel Islands)	27,497,027	14,447,380	18,805,415	9,864,173	6,066,062	58,47,956	31,45,959	36,98,272	20,02,545	13,58,336
Other British Possessions	9,778	6,385	861	1,519	..	2,396	1,667	267	459	..
TOTAL BRITISH EMPIRE	27,507,705	14,453,754	18,806,276	9,865,692	6,066,062	58,50,352	31,47,626	36,98,539	20,03,004	13,58,336
Switzerland	24,228	..	17,101	..	..	8,178	..	7,435	..	..
Japan	18,866,503	6,534,703	6,575,812	6,301,752	2,128,903	19,82,684	6,48,398	7,35,479	6,19,064	2,66,718

No. 10—*continued*

ARTICLES, AND COUNTRIES OF CONSIGNMENT; ALSO SHARE OF EACH PROVINCE	QUANTITY					VALUE				
	1932-33	1933-34	1934-35	1935-36	1936-37	1932-33	1933-34	1934-35	1935-36	1936-37
						R	R	R	R	R
Textiles—*continued*										
Cotton—*continued*										
Manufactures—continued										
Piecegoods—*continued*										
Coloured, printed or dyed—*continued*										
Printed goods—*continued*										
Prints and Chintz (III. P)—*contd.*										
United States of America—	Yards	Yards	Yards	Yards	Yards					
Vid Atlantic Coast	25,840	3,696	717	407	701	6,704	5,665	263	132	220
,, Pacific ,,	..	..	233	..	280	..	..	34	..	46
Other Foreign Countries	14,660	18,573	401	981	2,206	6,140	3,041	560	602	1,564
TOTAL FOREIGN COUNTRIES	18,431,251	6,556,972	6,594,264	6,393,140	2,132,090	20,03,656	6,57,104	7,43,771	6,19,798	2,68,543
Share of Bengal	*6,653,379*	*2,321,124*	*?,133,011*	*4,495,926*	*1,603,049*	*11,42,385*	*4,50,103*	*10,43,117*	*7,69,926*	*2,95,261*
,, *Bombay*	*27,131,896*	*14,541,970*	*14,631,877*	*8,530,232*	*4,439,920*	*48,52,579*	*26,16,855*	*26,21,361*	*13,36,649*	*8,50,464*
,, *Sind*	*696,081*	*97,913*	*153,407*	*133,413*	*81,303*	*1,49,546*	*44,194*	*51,286*	*34,345*	*27,952*
,, *Madras*	*3,064,457*	*1,346,360*	*1,835,102*	*1,517,916*	*1,691,424*	*5,80,410*	*3,14,134*	*3,44,861*	*3,08,629*	*3,36,415*
,, *Burma*	*8,338,143*	*2,202,859*	*1,707,143*	*1,592,245*	*378,357*	*11,29,188*	*3,79,445*	*3,61,717*	*2,63,262*	*1,16,787*
TOTAL	45,938,056	21,010,726	25,460,540	16,268,832	8,199,052	78,54,008	38,04,730	44,42,340	27,12,802	16,20,879
Saris and Scarves (III. P)—	Yards	Yards	Yards	Yards	Yards					
United Kingdom (*including* Channel Islands)	14,286,894	14,675,756	22,419,063	16,538,758	15,963,194	36,64,467	31,98,758	45,63,448	34,08,734	32,64,447
Other British Possessions	254	129	..	..	..	92	32	..	..	..
TOTAL BRITISH EMPIRE	14,287,148	14,675,885	22,419,063	16,583,758	15,963,194	36,64,559	31,98,790	45,63,448	34,08,734	32,64,447
Japan	2,143,129	567,671	671,915	1,129,450	543,153	3,66,160	76,331	1,09,596	1,64,574	85,110
Other Foreign Countries	9,431	645	..	..	..	4,879	288	..	..	..
TOTAL FOREIGN COUNTRIES	2,152,560	568,316	671,915	1,129,450	543,153	3,71,039	76,619	1,09,596	1,64,574	85,110
Share of Bengal	*6,026,132*	*5,751,529*	*8,736,673*	*6,003,699*	*4,928,866*	*11,58,627*	*9,79,451*	*15,24,397*	*9,32,672*	*8,39,432*
,, *Bombay*	*6,897,351*	*7,477,114*	*10,319,727*	*8,031,793*	*8,093,749*	*19,72,754*	*18,03,572*	*22,43,299*	*17,62,058*	*17,61,090*
,, *Sind*	*3,371,607*	*1,749,734*	*3,404,256*	*3,276,287*	*3,376,507*	*8,65,394*	*4,22,028*	*7,70,639*	*7,40,701*	*7,16,930*
,, *Madras*	*1,486*	*183,229*	*589,133*	*369,506*	*62,383*	*282*	*45,967*	*1,22,404*	*79,002*	*11,963*
,, *Burma*	*143,332*	*82,595*	*41,184*	*33,923*	*39,842*	*38,531*	*24,391*	*12,105*	*3,875*	*10,142*
TOTAL	16,439,708	15,244,201	23,090,978	17,713,208	16,506,347	40,35,598	32,75,409	46,73,044	35,73,308	33,49,557
Sa'eens (III. P)—	Yards	Yards	Yards	Yards	Yards					
United Kingdom (*including* Channel Islands)	2,546,411	846,746	579,766	629,868	277,586	7,46,308	2,92,202	2,13,406	2,19,137	90,478
Other British Possessions	..	..	180	25	..	..	..	45	10	..
TOTAL BRITISH EMPIRE	2,546,411	846,746	579,946	629,893	277,586	7,46,308	2,92,202	2,13,451	2,19,147	90,478
Italy (*including* Fiume)	45,847	..	..	..	..	12,595	..	..	..	..
Japan	985,373	194,010	368,112	344,110	196,313	1,87,247	39,917	84,667	65,156	37,327
Other Foreign Countries	..	..	12,827	227	..	..	..	3,434	692	..
TOTAL FOREIGN COUNTRIES	1,030,720	194,010	380,939	344,337	196,313	1,99,842	39,917	88,101	65,848	37,327

No. 10—*continued*

ARTICLES, AND COUNTRIES OF CONSIGNMENT; ALSO SHARE OF EACH PROVINCE	QUANTITY					VALUE				
	1932-33	1933-34	1934-35	1935-36	1936-37	1932-33	1933-34	1934-35	1935-36	1936-37
						R	R	R	R	R
Textiles—*continued*										
Cotton—*continued*										
Manufactures—continued										
Piecegoods—*continued*										
Coloured, printed or dyed—*contd.*										
Printed goods—*continued*	Yards	Yards	Yards	Yards	Yards					
Sateens (III. P)—*contd.*										
Share of Bengal	*169,811*	*80,723*	*114,683*	*155,791*	*61,078*	*53,566*	*22,455*	*31,689*	*41,678*	*20,346*
,, *Bombay*	*479,359*	*336,666*	*342,282*	*351,017*	*51,610*	*1,52,928*	*1,04,613*	*92,289*	*78,128*	*10,826*
,, *Sind*	*2,877,156*	*435,698*	*257,856*	*311,530*	*350,642*	*7,13,440*	*1,22,017*	*67,575*	*92,801*	*92,801*
,, *Madras*	*491*	*24,902*	*22,678*	*7,741*	*10,569*	*287*	*5,564*	*5,613*	*2,958*	*3,832*
,, *Burma*	*50,314*	*162,767*	*323,392*	*148,151*	..	*25,929*	*77,560*	*1,04,495*	*69,430*	..
TOTAL	3,577,131	1,040,756	960,885	974,230	473,899	9,46,150	3,32,209	3,01,552	2,84,995	1,27,805
Shirtings (III. P)—	Yards	Yards	Yards	Yards	Yards					
United Kingdom (*including* Channel Islands)	18,544,867	8,131,999	17,155,155	12,213,150	8,665,720	38,43,325	17,81,784	31,00,937	23,66,941	17,13,861
Straits Settlements	2,524	262,321	--	36	177	736	28,328	..	7	33
Other British Possessions	6,720	..	9,849	23,892	13	1,757	..	1,045	2,614	2
TOTAL BRITISH EMPIRE	18,554,111	8,394,320	17,163,004	12,237,078	8,665,910	38,45,818	18,05,112	31,01,982	23,69,562	17,13,896
Italy (*including* Fiume)	165,643	..	4	..	80	24,659	--	1	..	12
Iran	238,067	..	..	..	..	24,985	..	..	..	..
Japan	58,701,178	28,617,746	44,209,180	58,486,407	25,015,056	65,90,014	29,78,080	51,22,134	59,32,826	30,78,540
Other Foreign Countries	27,251	68	5,448	62,696	350	3,336	18	1,452	5,868	90
TOTAL FOREIGN COUNTRIES	59,132,139	28,617,809	44,214,627	58,549,103	25,015,486	66,42,994	29,78,098	51,23,587	59,38,694	30,78,642
Share of Bengal	*13,591,084*	*5,045,892*	*9,842,317*	*13,932,879*	*2,814,956*	*15,79,631*	*5,27,766*	*10,35,493*	*12,67,009*	*3,50,913*
,, *Bombay*	*29,629,285*	*16,909,647*	*23,799,628*	*28,298,926*	*13,262,502*	*33,34,406*	*18,68,810*	*23,98,277*	*28,58,029*	*16,38,645*
,, *Sind*	*22,946,813*	*8,160,534*	*16,958,535*	*13,142,648*	*10,404,023*	*41,82,045*	*15,53,018*	*23,96,423*	*21,78,270*	*15,28,071*
,, *Madras*	*668,594*	*86,578*	*76,136*	*151,996*	*206,481*	*75,479*	*17,174*	*18,771*	*46,161*	*52,427*
,, *Burma*	*10,350,474*	*6,809,478*	*10,901,015*	*15,339,732*	*6,993,371*	*13,17,251*	*3,16,442*	*13,76,606*	*19,58,787*	*9,22,582*
TOTAL	77,686,250	37,012,129	61,377,631	70,786,181	33,681,396	1,04,88,812	47,83,210	82,25,569	83,08,256	47,02,538
Twills (III. P)—	Yards	Yards	Yards	Yards	Yards					
United Kingdom (*including* Channel Islands)	1,180,382	858,703	2,004,180	363,676	268,043	2,54,355	1,80,012	3,58,770	92,804	72,868
Italy (*including* Fiume)	1,931,741	--	..	..	..	3,09,855	..	--	..	..
Japan	910,619	617,161	1,419,247	1,797,831	1,060,570	1,48,942	98,484	2,73,468	3,03,819	1,67,218
TOTAL FOREIGN COUNTRIES	2,842,360	617,161	1,419,247	1,797,831	1,060,570	4,58,797	98,484	2,73,468	3,03,819	1,67,218
Share of Bengal	*443,129*	*141,755*	*349,223*	*471,272*	*387,086*	*81,936*	*31,436*	*83,727*	*89,160*	*80,919*
,, *Bombay*	*1,164,857*	*739,139*	*1,001,279*	*1,187,049*	*520,918*	*2,37,552*	*1,49,887*	*2,33,698*	*2,15,174*	*83,021*
,, *Sind*	*2,317,015*	*566,941*	*2,063,775*	*481,750*	*366,136*	*3,74,996*	*88,275*	*3,06,803*	*87,384*	*65,594*
,, *Madras*	..	*17,379*	*6,385*	*150*	*5,376*	..	*5,522*	*2,027*	*25*	*1,838*
,, *Burma*	*97,741*	*10,850*	*2,765*	*21,286*	*49,097*	*13,668*	*3,376*	*983*	*4,970*	*3,684*
TOTAL	4,022,742	1,475,864	3,423,427	2,161,507	1,328,613	7,13,152	2,78,496	6,27,238	3,96,713	2,40,086

No. 10—*continued*

ARTICLES, AND COUNTRIES OF CONSIGNMENT; ALSO SHARE OF EACH PROVINCE	QUANTITY					VALUE				
	1932-33	1933-34	1934-35	1935-36	1936-37	1932-33	1933-34	1934-35	1935-36	1936-37
						R	R	R	R	R
Textiles—*continued*										
Cotton—*continued*										
Manufactures—continued										
Piecegoods—*continued*										
Coloured, printed or dyed—*contd.*										
Printed goods—*continued*										
Woven Lungis and Sarongs (III. P)—	Yards	Yards	Yards	Yards	Yards					
United Kingdom (*including* Channel Islands)	484,549	452,695	727,809	199,735	13,659	1,95,895	1,74,743	2,50,463	73,071	4,056
Straits Settlements . .	93,808	34,525	14,083	13,434	105	34,237	10,704	4,424	3,821	55
Hongkong	..	..	..	105	..	..	..	..	25	..
TOTAL BRITISH EMPIRE .	578,357	487,220	741,892	213,274	13,774	2,30,132	1,85,447	2,63,887	77,817	4,111
Netherlands . . .	265,636	8,527	37,260	..	..	1,15,623	2,512	9,713	..	..
Japan	930,075	362,506	427,008	739,815	..	1,78,263	69,092	85,921	1,26,951	..
Other Foreign Countries .	..	12	269	..	3	..	8	137	..	1
TOTAL FOREIGN COUNTRIES .	1,195,711	371,045	464,537	739,815	3	2,93,886	71,612	95,771	1,26,951	1
Share of Bengal . . .	*29,498*	*107,554*	*178,165*	*427,209*	*5,794*	*12,573*	*38,213*	*41,722*	*30,494*	*1,622*
,, *Bombay* . .	*27,527*	*4,117*	*8,552*	..	..	*7,666*	*1,116*	*1,692*	..	..
,, *Madras* . .	*439*	..	..	..	*7,875*	*170*	..	..	..	*2,431*
,, *Burma* . .	*1,716,604*	*746,594*	*1,021,712*	*525,880*	*108*	*5,03,609*	*2,17,731*	*3,16,244*	*1,24,274*	*56*
TOTAL .	1,774,068	858,265	1,206,429	953,089	13,777	5,24,018	2,57,059	3,59,658	2,04,768	4,112
Unspecified descriptions (III. P)—	Yards	Yards	Yards	Yards	Yards					
United Kingdom (*including* Channel Islands)	967,377	2,007,488	4,161,402	2,957,267	2,279,870	2,94,119	5,82,013	9,04,541	7,70,242	6,15,997
Straits Settlements . .	683	617	20,274	1,196	177	248	166	5,354	504	29
Other British Possessions .	9,465	5,038	752	1,940	1,400	3,053	1,401	189	524	436
TOTAL BRITISH EMPIRE .	977,525	2,013,143	4,182,428	2,960,403	2,281,447	2,97,420	5,83,580	9,10,084	7,71,270	6,16,462
Japan	1,299,561	1,001,101	797,389	1,778,893	1,012,834	4,21,241	1,71,999	1,71,184	2,63,309	1,70,863
United States of America—										
Vid Atlantic Coast . .	2,345	435	27,785	16,687	4,229	1,724	91	11,900	9,254	1,007
,, Pacific ,, . .	..	..	..	16	..	..	..	..	3	..
Other Foreign Countries .	16,231	9,106	16,378	11,407	546	7,215	2,508	4,216	3,577	824
TOTAL FOREIGN COUNTRIES.	1,318,137	1,010,642	841,552	1,807,003	1,017,609	4,30,180	1,74,598	1,87,300	2,76,143	1,81,694
Share of Bengal . . .	*397,942*	*889,494*	*1,601,678*	*1,189,245*	*456,443*	*1,19,222*	*1,93,490*	*3,12,619*	*3,12,932*	*2,22,369*
,, *Bombay* . .	*986,673*	*1,268,163*	*2,864,855*	*3,014,261*	*1,751,199*	*2,17,204*	*2,94,679*	*6,09,378*	*5,77 821*	*3,73,764*
,, *Sind* . .	*42,818*	*50,389*	*20,335*	*19,236*	*13,096*	*18,894*	*25,304*	*3,248*	*3,682*	*5,429*
,, *Madras* . .	*52,629*	*552,889*	*356,519*	*217 313*	*333,397*	*16,741*	*1,76,603*	*1,28,139*	*71,408*	*1,27,986*
,, *Burma* . .	*815,800*	*262,840*	*180,593*	*326,351*	*344,921*	*3,54,939*	*68,012*	*39,000*	*76,570*	*68,608*
TOTAL .	2,295,662	3,023,785	5,023,980	4,767,406	3,299,056	7,27,000	7,58,178	10,07,384	10,47,413	7,98,156

No. 10—*continued*

ARTICLES, AND COUNTRIES OF CONSIGNMENT; ALSO SHARE OF EACH PROVINCE	QUANTITY					VALUE				
	1932-33	1933-34	1934-35	1935-36	1936-37	1932-33	1933-34	1934-35	1935-36	1936-37
						R	R	R	R	R
Textiles—*continued*										
Cotton—*continued*										
***Manufactures*—continued**										
Piecegoods—*continued*										
Coloured, printed or dyed—*contd.*										
Printed goods—*concluded*										
***Total of Printed Goods*—**	Yards	Yards	Yards	Yards	Yards					
United Kingdom (*including* Channel Islands)	88,378,865	55,924,970	97,054,546	67,037,818	49,760,039	2,07,08,888	1,20,81,495	2,09,58,234	1,50,88,387	1,08,00 258
Aden and Dependencies	188	4,827	11,384	41,835	..	44	550	1,455	5,467	..
Ceylon (*excluding* Maldives)	17,849	37,311	36,939	2,051	5,110	5,242	8,850	8,110	793	1,771
Straits Settlements	99,634	444,209	89,346	19,469	471	36,041	88,058	19,275	6,042	126
Other British Possessions	6,759	1,632	397	1,346	203	1,779	817	127	391	72
TOTAL BRITISH EMPIRE	88,503,295	56,412,949	97,192,612	67,703,119	49,772,423	2,07,51,994	1,30,49,828	2,09,87,201	1,51,01,080	1,08,08,227
Germany	26,572	11,445	..	1,054	68,783	2,919	1,441	..	462	14,420
Netherlands	537,906	10,011	37,966	12,330	1,479	2,10,557	3,485	10,261	3,457	760
Switzerland	38,020	417	20,078	7,648	5,377	14,936	374	9,060	3,509	4,181
Italy (*including* Fiume)	2,678,987	62	521,424	1,398	20,940	4,84,925	83	84,654	578	3,490
Iran	380,397	710	13,277	545	..	41,192	204	3,544	98	..
Japan	144,712,494	83,751,803	101,657,000	150,256,017	137,603,885	1,82,02,048	1,02,15,009	1,37,34,218	1,81,46,903	1,92,27,352
United States of America—										
Vid Atlantic Coast	40,183	5,794	234,962	52,313	18,519	11,565	6,207	47,200	19,487	6,283
„ Pacific „	..	..	233	16	280	..	..	34	3	46
Other Foreign Countries	25,251	30,302	39,543	58,377	8,388	4,786	7,570	9,468	6,003	4,220
TOTAL FOREIGN COUNTRIES	146,439,810	83,816,544	102,525,083	150,390,307	137,747,560	1,89,23,928	1,02,34,328	1,38,98,439	1,81,80,495	1,92,61,362
Share of Bengal	*42,986,175*	*21,923,358*	*41,709,460*	*46,233,376*	*35,770,840*	*65,41,000*	*34,13,464*	*66,25,418*	*67,30,808*	*57,53,307*
„ *Bombay*	*97,710,612*	*73,669,039*	*82,035,631*	*92,940,528*	*80,510,985*	*1,51,99,843*	*1,13,27,737*	*1,36,01,356*	*1,26,37,639*	*1,18,83,460*
„ *Sind*	*51,612,669*	*20,480,757*	*39,706,357*	*34,315,597*	*30,507,511*	*94,51,189*	*37,38,646*	*69,98,622*	*57,17,668*	*50,62,220*
„ *Madras*	*5,164,535*	*4,425,376*	*6,319,435*	*7,890,495*	*7,520,848*	*9,37,605*	*9,29,699*	*14,38,434*	*15,16,665*	*14,67,395*
„ *Burma*	*39,469,111*	*19,732,063*	*29,446,762*	*36,712,935*	*33,209,894*	*74,96,185*	*37,84,676*	*62,21,810*	*65,78,805*	*59,72,697*
TOTAL	236,943,105	140,229,493	199 717,505	218,093,426	187,520,083	3,95,75,822	2,32,84,151	3,48,85,640	3,32,81,575	3,01,29,589
Dyed goods—										
Cambrics, *including* Madapollams, Muslins, Mulls and Jaconets (III. P)—	Yards	Yards	Yards	Yards	Yards					
United Kingdom (*including* Channel Islands)	29,074,375	27,007,130	34,627,682	27,117,096	22,702,626	59,59,358	50,15,018	63,49,122	48,26,733	41,66,356
Other British Possessions	5,501	1,268	3,802	4,372	1,800	1,903	494	1,479	1,186	660
TOTAL BRITISH EMPIRE	29,079,876	27,008,398	34,631,484	27,121,468	22,764,426	59,61,261	50,15,512	63,50,601	48,27,919	41,67,016
Netherlands	16,500	2,556	..	..	..	6,785	626	..	..	..
France	34,786	3,830	..	..	..	17,485	2,333	..	..	..
Switzerland	3,131,102	80,526	65,665	961	..	13,16,138	43,191	19,083	427	..
Italy (*including* Fiume)	156,800	600	..	919	..	70,754	183	..	112	..
Austria	502,999	474	5,033	..	..	2,08,417	494	1,756	..	..
Japan	57,104	329,155	220,040	240,771	343,420	4,752	41,872	52,043	35,110	43,155
United States of America—										
Vid Atlantic Coast	304,142	31,729	19,254	400	7,279	81,225	7,271	3,259	976	1,912
Other Foreign Countries	4,308	347	1,118	596	4,000	2,217	561	884	578	900
TOTAL FOREIGN COUNTRIES	4,207,741	449,217	312,019	243,	354,699	17,07,723	96,531	77,575	37,198	45,367

No. 10—*continued*

ARTICLES, AND COUNTRIES OF CONSIGNMENT; ALSO SHARE OF EACH PROVINCE	QUANTITY					VALUE				
	1932-33	1933-34	1934-35	1935-36	1936-37	1932-33	1933-34	1934-35	1935-36	1936-37
						R	R	R	R	R
Textiles—*continued*										
Cotton—*continued*										
***Manufactures*—continued**										
Piecegoods—*continued*										
Coloured, printed or dyed—*contd.*										
Dyed goods—*continued*										
Cambrics, *including* Madapollams, Muslins, Mulls and Jaconets (III. P)—*continued*	Yards	Yards	Yards	Yards	Yards					
Share of Bengal	*6,696,179*	*6,131,433*	*6,382,079*	*5,537,883*	*4,277,212*	*13,53,290*	*11,03,285*	*10,86,920*	*9,07,824*	*7,50,320*
„ *Bombay*	*10,950,345*	*8,133,069*	*11,533,694*	*6,154,334*	*7,357,454*	*30,57,538*	*16,23,465*	*23,41,291*	*11,38,627*	*14,13,003*
„ *Sind*	*10,276,952*	*7,177,345*	*9,762,564*	*9,030,161*	*8,016,868*	*30,59,650*	*13,49,292*	*16,80,153*	*15,43,067*	*13,96,830*
„ *Madras*	*4,190,123*	*5,850,353*	*6,526,336*	*6,184,261*	*3,325,515*	*9,05,769*	*9,85,726*	*12,91,605*	*12,04,093*	*6,19,874*
„ *Burma*	*1,174,018*	*715,515*	*683,835*	*458,476*	*142,076*	*2,92,737*	*1,50,275*	*1,34,907*	*71,506*	*32,356*
TOTAL	33,287,617	27,457,615	34,943,503	27,365,115	23,119,125	76,68,984	51,12,043	64,28,176	48,65,117	42,12,393
Chadars (III. P)—	Yards	Yards	Yards	Yards	Yards					
TOTAL BRITISH EMPIRE	25	880	..	..	3,000	2	574	..	..	1,143
TOTAL FOREIGN COUNTRIES	..	..	2,400	..	..	..	..	3,529	..	..
Share of Bengal	..	..	..	..	*3,000*	..	..	..	..	*1,143*
„ *Bombay*	..	*880*	*2,400*	..	..	..	*574*	*3,529*	..	..
„ *Madras*	*25*	..	..	..	..	*2*	..	..	..	..
TOTAL	25	880	2,400	..	3,000	2	574	3,529	..	1,143
Checks, Spots and Stripes (III. P)—	Yards	Yards	Yards	Yards	Yards					
United Kingdom (*including* Channel Islands)	5,089,418	5,651,911	6,292,918	6,480,300	4,972,901	18,23,543	20,77,056	22,37,746	23,82,790	18,55,956
Other British Possessions	8,185	11,101	8,650	28,346	2,136	2,782	4,754	3,602	3,334	705
TOTAL BRITISH EMPIRE	5,097,603	5,663,012	6,301,568	6,508,646	4,975,037	18,26,325	20,81,810	22,41,348	23,86,124	18,56,661
Belgium	16,271	175	..	..	..	8,184	158	..	..	..
Italy (*including* Fiume)	20,864	..	..	..	..	6,549	..	..	..	..
Iran	..	50,592	10,480	6,240	..	..	11,945	2,450	1,279	..
Japan	1,056,549	460,062	296,046	746,755	1,552,611	2,03,003	58,644	55,698	1,38,327	2,89,178
Other Foreign Countries	3,091	2,068	838	..	271	643	1,355	399	..	218
TOTAL FOREIGN COUNTRIES	1,096,775	512,897	307,364	752,995	1,552,882	2,18,384	1,02,102	58,547	1,39,606	2,89,396
Share of Bengal	*1,745,465*	*1,425,537*	*1,545,843*	*1,010,301*	*1,096,075*	*4,62,226*	*4,79,097*	*4,48,130*	*3,36,584*	*4,00,568*
„ *Bombay*	*2,057,355*	*2,284,861*	*2,194,059*	*2,944,457*	*2,241,298*	*9,21,421*	*10,36,532*	*10,80,672*	*12,60,376*	*9,18,706*
„ *Sind*	*241,216*	*115,990*	*145,246*	*239,854*	*243,226*	*40,897*	*22,578*	*30,916*	*52,025*	*65,185*
„ *Madras*	*403,015*	*741,204*	*629,839*	*924,178*	*1,443,237*	*1,22,038*	*2,18,181*	*1,89,937*	*2,93,906*	*3,62,242*
„ *Burma*	*1,747,327*	*1,608,317*	*2,093,945*	*2,142,851*	*1,499,083*	*4,98,127*	*4,27,524*	*5,70,190*	*5,82,839*	*4,09,356*
TOTAL	6,194,378	6,175,909	6,608,932	7,261,641	6,527,919	20,44,709	21,83,912	22,99,895	25,25,730	21,46,057
Dhuties (III. P)—	Yards	Yards	Yards	Yards	Yards					
United Kingdom (*including* Channel Islands)	168,048	28,888	185,604	..	..	29,332	5,121	36,848	..	..
Other British Possessions	..	40	..	36	213	..	10	..	27	133
TOTAL BRITISH EMPIRE	168,048	28,928	185,604	36	213	29,332	5,131	36,848	27	133
TOTAL FOREIGN COUNTRIES	..	11,708	750	..	..	..	2,089	169	..	..
Share of Bengal	*50,190*	*18,920*	*56,700*	..	..	*10,443*	*2,969*	*9,150*	..	..
„ *Bombay*	*844*	*1,864*	*6,763*	..	..	*648*	*1,096*	*1,555*	..	..
„ *Madras*	*99,622*	*18,369*	*122,891*	..	*213*	*15,930*	*2,694*	*26,272*	..	*133*
„ *Burma*	*17,392*	*983*	..	*36*	..	*2,311*	*461*	..	*27*	..
TOTAL	168,048	40,636	186,354	36	213	29,332	7,220	37,017	27	133
Drills and Jeans (III. P)—	Yards	Yards	Yards	Yards	Yards					
United Kingdom (*including* Channel Islands)	1,891,773	2,390,385	2,300,156	2,692,542	1,594,954	6,80,901	8,79,753	9,10,145	9,02,419	7,37,568
Other British Possessions	13,760	14,415	3,400	805	..	3,107	3,568	368	117	..
TOTAL BRITISH EMPIRE	1,905,533	2,404,800	2,303,556	2,693,347	1,594,954	6,84,008	8,83,321	9,10,513	9,02,746	7,37,568

No. 10—*continued*

RTICLES, AND COUNTRIES OF CONSIGNMENT; ALSO HARE OF EACH PROVINCE	QUANTITY					VALUE				
	1932-33	1933-34	1934-35	1935-36	1936-37	1932-33	1933-34	1934-35	1935-36	1936-37
tiles—continued										
tton—continued						R	R	R	R	R
Manufactures—continued										
lecegoods—*continued*										
oloured, printed or dyed—*continued*										
yed goods—*continued*										
rills and Jeans (III. P)—*continued*	Yards	Yards	Yards	Yards	Yards					
Poland (*including* Danzig)	28,134	..	..	..	..	19,332	..	..	..	..
Switzerland	..	..	17,023	..	..	..	..	7,014	..	..
Italy (*including* Fiume)	4,256	..	28,430	..	..	1,174	..	13,699	..	..
Japan	6,107,996	6,225,092	4,742,600	4,013,448	3,384,258	12,37,751	8,96,105	8,36,660	5,76,811	5,25,415
China (*exclusive* of Hongkong and Macão)	12,000	60,000	619,200	30,040	..	2,322	9,803	1,04,889	5,221	..
Other Foreign Countries	1,073	13,628	5,057	6,630	1,028	3,330	1,684	3,945	2,775	520
TOTAL FOREIGN COUNTRIES	8,153,459	6,299,620	5,412,316	4,050,118	3,385,286	12,63,909	9,07,598	9,66,157	5,84,807	5,35,935
Share of Bengal	*4,377,720*	*2,975,097*	*2,588,192*	*2,034,655*	*1,669,363*	*6,97,137*	*4,95,695*	*4,49,318*	*3,33,739*	*3,03,298*
„ *Bombay*	*2,342,963*	*2,409,952*	*2,640,702*	*2,160,450*	*1,660,964*	*7,01,651*	*7,33,025*	*9,02,818*	*6,75,933*	*6,11,442*
„ *Sind*	*433,633*	*438,312*	*748,377*	*674,014*	*803,948*	*88,028*	*65,269*	*2,41,489*	*1,71,172*	*2,21,503*
„ *Madras*	*110,730*	*533,296*	*113,958*	*556,907*	*137,822*	*39,585*	*1,07,450*	*36,918*	*1,10,174*	*28,212*
„ *Burma*	*2,794,946*	*2,346,563*	*1,624,643*	*1,317,439*	*703,143*	*4,21,516*	*3,39,420*	*2,56,127*	*1,91,535*	*1,09,043*
TOTAL	10,058,092	8,704,420	7,715,872	6,743,465	4,980,240	19,47,017	17,90,910	18,76,670	14,87,553	12,73,498
Embroidered all overs (III. P) (*a*)—			Yards	Yards	Yards					
United Kingdom (*including* Channel Islands)	—	—	143,663	33,110	15,456	—	—	33,224	10,844	8,059
Germany	—	—	6,345	5,399	13,019	—	—	2,899	1,570	5,133
France	—	—	177,698	45,618	70,057	—	—	66,298	20,301	28,950
Switzerland	—	—	2,825,553	2,235,465	2,815,575	—	—	10,04,061	8,10,786	9,07,162
Italy (*including* Fiume)	—	—	425,691	61,450	26,300	—	—	1,62,407	13,633	10,054
Austria	—	—	506,874	141,785	501,373	—	—	1,95,500	64,706	1,97,572
Other Foreign Countries	—	—	17,456	5,000	8,000	—	—	8,477	3,812	3,075
TOTAL FOREIGN COUNTRIES	—	—	3,959,517	2,494,717	3,434,933	—	—	14,39,142	9,14,808	11,40,946
Share of Bengal	—	—	*996*	..	*132,969*	—	—	*364*	..	*77,248*
„ *Bombay*	—	—	*3,571,847*	*2,038,741*	*2,238,869*	—	—	*12,91,196*	*7,91,699*	*7,75,467*
„ *Sind*	—	—	*506,464*	*438,454*	*1,026,076*	—	—	*1,73,012*	*1,17,668*	*3,00,950*
„ *Madras*	—	—	*23,373*	*50,632*	*2,475*	—	—	*7,794*	*16,285*	*1,340*
TOTAL	—	—	4,103,180	2,527,827	3,450,389	—	—	14,72,366	9,25,652	11,55,005
Flannel and Flannelettes (III. P)—	Yards	Yards	Yards	Yards	Yards					
United Kingdom (*including* Channel Islands)	57,817	142,195	600,741	176,173	90,080	13,831	37,898	1,30,168	50,733	24,162
Italy (*including* Fiume)	100,844	43,865	22,084	..	..	18,732	14,071	5,912	..	..
Japan	7,828,910	1,386,299	2,079,205	3,880,066	2,367,329	10,46,658	1,83,993	3,20,991	5,33,190	3,71,595
Other Foreign Countries	1,860	202	..	101	97	1,074	803	..	226	157
TOTAL FOREIGN COUNTRIES	7,931,614	1,430,366	2,101,289	3,881,067	2,367,426	10,66,464	1,98,867	3,32,818	5,33,416	3,71,752
Share of Bengal	*3,386,239*	*473,190*	*1,258,110*	*1,240,554*	*783,928*	*4,66,999*	*64,757*	*2,11,225*	*2,09,645*	*1,34,672*
„ *Bombay*	*1,904,453*	*644,003*	*558,969*	*1,399,766*	*758,073*	*2,51,992*	*85,115*	*89,068*	*1,75,936*	*1,21,614*
„ *Sind*	*1,264,712*	*360,293*	*254,237*	*393,992*	*356,090*	*1,92,412*	*74,347*	*65,481*	*58,977*	*53,134*
„ *Madras*	*84,752*	*1,065*	*15,361*	*106,535*	*660*	*13,747*	*516*	*3,721*	*14,160*	*404*
„ *Burma*	*1,349,376*	*94,000*	*615,352*	*917,393*	*528,756*	*1,55,145*	*12,030*	*23,423*	*1,25,531*	*36,090*
TOTAL	7,989,431	1,572,561	2,702,030	4,057,240	2,457,506	10,80,295	2,36,765	4,02,981	5,84,149	3,95,914

(*a*) Separately recorded from 1934-35.

No. 10—*continued*

ARTICLES, AND COUNTRIES OF CONSIGNMENT; ALSO SHARE OF EACH PROVINCE	QUANTITY					VALUE				
	1932-33	1933-34	1934-35	1935-36	1936-37	1932-33	1933-34	1934-35	1935-36	1936-37
						R	R	R	R	R
Textiles—*continued*										
Cotton—*continued*										
Manufactures—continued										
Piece goods—*continued*										
Coloured, printed, or dyed—*continued*										
Dyed goods—*continued*										
Italian cloth and Sateens (III. P)—	Yards	Yards	Yards	Yards	Yards					
United Kingdom (*including* Channel Islands)	20,072,367	9,912,316	20,213,202	7,522,421	5,940,043	51,18,391	24,82,178	48,45,196	21,02,717	19,58,478
Other British Possessions	12,338	153	7,800	8	..	3,888	38	1,398	4	..
TOTAL BRITISH EMPIRE	20,084,705	9,912,469	20,221,002	7,522,429	5,940,043	51,22,279	24,82,216	48,46,594	21,02,721	19,58,478
Switzerland	38,134	..	..	..	..	16,026	..	..	..	..
Italy (*including* Fiume)	706,474	45,242	158,407	133,068	238,008	1,88,764	6,601	43,719	31,458	56,285
Austria	45,967	..	31,746	..	..	18,768	..	10,525	..	..
Japan	752,125	1,413,484	1,146,611	1,406,187	999,262	1,35,992	2,51,673	2,09,571	2,66,377	1,99,368
Other Foreign Countries	17,948	39	14,396	59	..	5,000	35	2,667	55	..
TOTAL FOREIGN COUNTRIES	1,560,648	1,458,765	1,351,160	1,539,264	1,237,270	3,64,545	2,58,309	2,66,482	2,97,890	2,55,653
Share of Bengal	*6,317,272*	*3,161,053*	*6,516,686*	*2,425,737*	*1,702,089*	*13,62,486*	*6,16,616*	*12,51,955*	*5,24,373*	*4,79,129*
„ *Bombay*	*7,543,275*	*5,009,498*	*8,909,181*	*3,914,928*	*2,486,071*	*18,76,352*	*11,29,719*	*20,48,441*	*9,62,944*	*6,93,600*
„ *Sind*	*6,295,126*	*2,312,180*	*5,084,779*	*1,939,935*	*2,409,964*	*17,92,656*	*7,46,788*	*15,38,038*	*6,61,876*	*8,39,180*
„ *Madras*	*963,435*	*122,711*	*593,926*	*107,297*	*131,149*	*2,22,465*	*23,800*	*1,06,457*	*21,214*	*34,122*
„ *Burma*	*521,195*	*765,792*	*467,590*	*623,816*	*435,040*	*2,32,365*	*2,24,204*	*1,68,157*	*2,29,704*	*1,68,100*
TOTAL	21,645,353	11,371,234	21,572,162	9,061,693	7,177,313	54,86,824	27,40,525	51,13,078	24,00,611	22,14,131
Lungis (III. P)—	Yards	Yards	Yards	Yards	Yards					
United Kingdom (*including* Channel Islands)	284,010	37,168	33,403	54,333	7,296	79,182	14,128	9,986	16,346	2,791
Other British Possessions	2,382	930	607	1,942	384	855	269	181	492	267
TOTAL BRITISH EMPIRE	286,392	38,093	34,010	56,275	7,680	80,037	14,397	10,167	16,838	3,058
Japan	286,264	185,392	..	4,500	33,480	52,580	29,714	..	1,173	8,691
Share of Bengal	*563,170*	*209,076*	..	..	*11,344*	*1,28,548*	*38,407*	..	..	*3,472*
„ *Bombay*	*3,381*	..	..	..	..	*1,606*	..	..	..	..
„ *Sind*	..	..	*2,150*	..	..	..	..	*712*	..	..
„ *Madras*	*6,105*	*7,209*	*561*	*1,095*	*384*	*2,463*	*2,219*	*158*	*336*	*267*
„ *Burma*	..	*7,200*	*31,269*	*59,680*	*28,932*	..	*3,655*	*9,297*	*17,726*	*8,010*
TOTAL	572,656	223,486	34,010	60,775	41,160	1,32,617	44,111	10,167	18,011	11,740
Prints and Chintz (III. P)—	Yards	Yards	Yards	Yards	Yards					
United Kingdom (*including* Channel Islands)	4,061,173	2,169,762	1,548,301	1,223,257	323,069	9,06,664	4,64,565	2,80,316	2,23,606	72,300
Other British Possessions	9,961	11,547	430	164	50	2,032	3,085	176	57	12
TOTAL BRITISH EMPIRE	4,071,134	2,181,309	1,548,731	1,223,421	323,119	9,08,696	4,67,650	2,80,492	2,23,663	72,312
Japan	458,613	255,292	505,698	1,041,426	58,730	49,032	30,759	52,785	82,200	7,112
Other Foreign Countries	1,380	270	403	2,488	3,689	674	246	579	1,833	2,567
TOTAL FOREIGN COUNTRIES	460,023	255,562	506,101	1,043,914	62,419	50,606	31,005	53,364	84,033	9,679
Share of Bengal	*2,136,077*	*893,583*	*748,571*	*560,901*	*162,146*	*3,37,034*	*1,58,794*	*1,04,338*	*80,744*	*23,816*
„ *Bombay*	*113,409*	*81,037*	*29,353*	*157,799*	*105,473*	*23,442*	*17,122*	*5,530*	*33,203*	*21,515*
„ *Sind*	*3,392*	*220*	*4,946*	*3,209*	*9,797*	*2,175*	*120*	*2,379*	*1,996*	*7,078*
„ *Madras*	*2,253,903*	*1,443,319*	*1,186,114*	*1,023,749*	*97,393*	*5,79,600*	*3,08,863*	*2,09,467*	*1,43,323*	*18,454*
„ *Burma*	*24,376*	*18,212*	*35,848*	*521,677*	*10,729*	*16,151*	*13,756*	*12,142*	*43,430*	*6,128*
TOTAL	4,531,157	2,486,871	2,054,832	2,267,335	385,538	9,59,802	4,98,655	5,33,856	3,07,696	81,991

No. 10—*continued*

ARTICLES, AND COUNTRIES OF CONSIGNMENT; ALSO SHARE OF EACH PROVINCE	QUANTITY					VALUE				
	1932-33	1933-34	1934-35	1935-36	1936-37	1932-33	1933-34	1934-35	1935-36	1936-37
Textiles—*continued*						R	R	R	R	R
Cotton—*continued*										
Manufactures—continued										
Piecegoods—*continued*										
Coloured, printed, or dyed—*continued*										
Dyed goods—*continued*										
Saries and Scarves (III. P)—	Yards	Yards	Yards	Yards	Yards					
United Kingdom (*including* Channel Islands)	1,110,237	1,956,910	1,458,180	790,864	435,204	2,65,517	3,82,060	2,86,552	1,57,097	79,710
Other British Possessions	11,185	821	204	..	8	2,889	203	78	..	3
TOTAL BRITISH EMPIRE	1,121,422	1,957,731	1,458,384	790,864	435,212	2,68,406	3,82,263	2,86,630	1,57,097	79,713
France	13,728	..	..	..	..	6,065	..	..	..	..
Switzerland	19,963	..	..	..	..	10,750	..	..	..	..
Italy (*including* Fiume)	11,712	..	..	..	..	5,298	..	..	..	..
Austria	49,480	3,028	..	..	..	22,075	1,425	..	..	..
Japan	10,800	79,925	..	5,480	2,394	1,590	8,737	..	883	328
Other Foreign Countries	54	..	..	..	..	25	..	..	..	..
TOTAL FOREIGN COUNTRIES	105,737	82,953	..	5,480	2,394	45,803	10,162	..	883	328
Share of Bengal	*376,950*	*1,369,950*	*1,200,336*	*565,246*	*232,048*	*82,438*	*2,12,999*	*2,85,632*	*1,11,867*	*31,646*
,, *Bombay*	*125,853*	*7,409*	*68,637*	*130,615*	*87,758*	*53,771*	*3,031*	*14,536*	*23,454*	*19,783*
,, *Madras*	*734,356*	*762,335*	*189,361*	*100,483*	*117,500*	*1,78,000*	*1,76,235*	*46,462*	*22,659*	*28,712*
,, *Burma*	..	*440*	..	..	..	..	*110*	..	..	..
TOTAL	1,227,159	2,040,684	1,458,384	796,344	437,606	3,14,209	3,92,425	2,86,630	1,57,980	80,041
Shirtings (III. P)—	Yards	Yards	Yards	Yards	Yards					
United Kingdom (*including* Channel Islands)	12,818,149	9,897,879	10,310,892	9,418,117	6,196,732	23,55,012	20,19,885	22,47,513	20,05,436	13,71,177
Straits Settlements	44,070	72,605	123,452	23,409	16,821	13,213	12,120	19,289	5,982	3,004
Hongkong	61,419	2,489	88,353	28,008	47,800	20,641	800	8,440	2,678	5,062
Other British Possessions	9,917	8,502	1,600	186	..	490	1,777	392	34	..
TOTAL BRITISH EMPIRE	12,933,555	9,981,475	10,523,797	9,469,720	6,261,353	23,89,356	20,34,582	22,75,634	20,74,130	13,80,143
Netherlands	1,139,315	121,051	151,470	251,328	223,650	2,69,631	29,212	42,240	70,557	61,235
Italy (*including* Fiume)	156,915	83	2,724	..	..	38,200	10	2,737	..	..
Japan	15,385,596	8,125,493	6,118,053	4,907,308	1,347,015	19,00,788	9,10,413	7,01,322	5,41,437	1,82,759
China (*exclusive of* Hongkong and Macao)	50,073	64,403	12,056	1,972	9,000	9,135	8,894	2,074	595	900
Other Foreign Countries	5,673	12,048	13,399	9,837	1,840	3,465	3,590	3,281	2,324	802
TOTAL FOREIGN COUNTRIES	16,737,572	8,323,028	6,297,702	5,170,445	1,581,505	22,21,219	9,52,119	7,51,654	6,14,913	2,45,696
Share of Bengal	*6,597,659*	*3,441,522*	*2,132,610*	*2,441,952*	*1,816,518*	*9,35,b51*	*4,53,228*	*3,29,654*	*3,63,681*	*2,98,169*
,, *Bombay*	*6,401,572*	*4,986,062*	*3,887,950*	*3,043,707*	*1,473,465*	*10,35,710*	*9,93,038*	*8,56,441*	*7,36,082*	*4,09,100*
,, *Sind*	*4,430,702*	*3,371,951*	*4,962,490*	*4,469,777*	*2,874,791*	*8,68,427*	*6,40,032*	*9,61,320*	*8,54,277*	*5,60,285*
,, *Madras*	*1,214,789*	*1,111,772*	*611,664*	*480,515*	*484,515*	*1,61,293*	*1,48,368*	*77,595*	*70,828*	*57,862*
,, *Burma*	*11,026,405*	*5,394,496*	*5,226,786*	*4,204,214*	*1,243,576*	*16,15,594*	*7,52,035*	*3,02,278*	*6,64,276*	*3,00,423*
TOTAL	29,671,127	18,305,103	16,821,499	14,640,165	7,842,858	46,10,575	29,86,701	30,27,288	26,89,043	16,25,839
Twills (III. P)—	Yards	Yards	Yards	Yards	Yards					
United Kingdom (*including* Channel Islands)	9,699,155	9,147,123	12,789,640	10,051,428	9,897,611	27,52,654	26,91,513	40,30,836	29,99,224	29,39,831
Other British Possessions	2,648	8,100	..	..	..	883	1,543	..	..	..
TOTAL BRITISH EMPIRE	9,701,803	9,155,223	12,789,640	10,051,428	9,897,611	27,53,537	26,93,056	40,30,836	29,99,224	29,39,831

No. 10--*continued*

ARTICLES, AND COUNTRIES OF CONSIGNMENT; ALSO SHARE OF EACH PROVINCE	QUANTITY					VALUE				
	1932-33	1933-34	1934-35	1935-36	1936-37	1932-33	1933-34	1934-35	1935-36	1936-37
						Rs	Rs	Rs	Rs	Rs
Textiles—*continued*										
Cotton—*continued*										
Manufactures—continued										
Piecegoods—*continued*										
Coloured, printed, or dyed—*continued*										
Dyed goods—*continued*										
Twills (III. P)—*continued*	Yards	Yards	Yards	Yards	Yards					
Italy (*including* Fiume) .	1,337,875	159,425	126,179	64,085	..	4,10,848	44,173	34,534	17,343	..
Japan	4,935,917	3,282,130	1,260,200	1,512,168	1,595,150	8,17,554	5,33,404	1,90,247	2,43,278	3,25,407
China (*exclusive* of Hongkong and Macao) . . .	..	..	48,000	..	..	..	..	8,019	..	..
Other Foreign Countries .	24,823	1,221	..	11,013	168	7,544	1,510	..	1,461	10
TOTAL FOREIGN COUNTRIES .	6,298,615	3,442,776	1,443,379	1,587,266	1,595,318	12,44,946	5,79,177	2,32,800	2,62,082	3,25,426
Share of Bengal . .	*1,991,051*	*1,566,469*	*2,203,786*	*1,411,666*	*803,918*	*3,56,337*	*2,98,717*	*6,08,753*	*2,70,554*	*1,97,590*
,, *Bombay* . .	*5,582,980*	*5,456,597*	*6,099,917*	*4,309,015*	*4,378,284*	*17,76,504*	*16,44,837*	*19,88,405*	*13,73,727*	*13,96,191*
,, *Sind*	*5,165,349*	*2,840,607*	*3,619,342*	*3,751,626*	*4,205,453*	*10,23,677*	*5,40,054*	*8,54,298*	*7,79,478*	*8,97,041*
,, *Madras* . .	*400,337*	*704,446*	*379,273*	*763,003*	*518,165*	*1,48,280*	*2,59,659*	*1,56,185*	*2,71,574*	*2,00,504*
,, *Burma* . .	*2,860,701*	*2,029,359*	*1,930,701*	*1,503,384*	*1,687,109*	*6,93,695*	*5,28,966*	*6,55,993*	*5,65,973*	*5,73,931*
TOTAL .	16,000,418	12,597,999	14,233,019	11,638,694	11,492,029	39,98,483	32,72,233	42,63,634	32,01,306	32,65,257
Woven Lungis and Sarongs (III. P)—	Yards	Yards	Yards	Yards	Yards					
United Kingdom (*including* Channel Islands) . .	32,625	6,820	17,276	..	6,090	11,445	1,568	7,286	..	1,426
Other British Possessions .	1,972	2,903	135	404	5	1,024	483	77	203	3
TOTAL BRITISH EMPIRE .	34,597	9,723	17,411	404	6,095	12,469	2,051	7,363	203	1,429
Japan	392,843	774,215	181,068	262,103	23,300	70,202	1,23,402	32,328	40,730	3,918
Other Foreign Countries .	2,513	153	187	290	..	1,013	101	112	146	..
TOTAL FOREIGN COUNTRIES .	395,356	774,368	181,255	262,393	23,300	71,215	1,23,503	32,440	40,876	3,918
Share of Bengal . .	*339,062*	*729,043*	*12,000*	*45,637*	*29,390*	*61,104*	*1,15,757*	*1,552*	*7,335*	*5,344*
,, *Bombay* . .	*71,309*	*53,994*	*25,416*	..	..	*10,118*	*9,440*	*5,719*	..	..
,, *Madras* . .	*400*	*785*	..	..	..	*200*	*193*	..	..	..
,, *Burma* . .	*19,162*	*264*	*161,250*	*217,160*	*5*	*6,262*	*159*	*32,532*	*33,744*	*3*
TOTAL	429,953	784,091	198,666	262,797	29,395	83,684	1,25,554	39,803	41,079	5,347
Unspecified descriptions (III. P)—	Yards	Yards	Yards	Yards	Yards					
United Kingdom (*including* Channel Islands) . .	10,335,761	8,145,783	11,725,835	13,205,867	11,188,885	38,67,767	30,05,583	37,72,981	41,06,997	38,53,614
Ceylon (*excluding* Maldives) .	140,342	52,313	104,607	148,994	3,733	52,167	13,882	26,516	37,581	894
Straits Settlements . .	60,289	71,185	97,534	162,353	12,089	22,771	21,836	26,220	38,986	3,034
Hongkong	55,750	5,292	540	1,408	19,870	16,197	1,185	257	490	3,899
Other British Possessions .	11,511	8,804	5,722	5,896	600	10,199	8,790	5 367	3,561	300
TOTAL BRITISH EMPIRE .	10,603.683	8,283,377	11,934,238	13,614,603	11,225 537	39,69,101	30,51,276	38,31,341	41,87,615	38,61,871

No. 10—*continued*

TICLES, AND COUNTRIES OF CONSIGNMENT; ALSO IARE OF EACH PROVINCE	Quantity					Value				
	1932-33	1933-34	1934-35	1935-36	1936-37	1932-33	1933-34	1934-35	1935-36	1936-37
lles—*continued*										
ton—*continued*										
lanufactures—continued										
lecegoods—*continued*										
oloured, printed or dyed—*continued*										
yed goods—*continued*										
nspecified descriptions (III. P)—*continued*	Yards	Yards	Yards	Yards	Yards	R	R	R	R	R
Germany	80,832	3,656	39,796	22,816	34,338	69,924	3,468	11,468	12,056	10,425
Netherlands	31,018	25,902	20,073	1,048	2,864	31,751	8,502	6,860	517	1,613
Belgium	29,743	5,319	33,436	14,408	6,802	19,950	4,002	25,403	11,128	5,801
France	1,225	2,493	854	154	1,749	3,215	6,462	2,728	303	729
Switzerland	36,700	4,142	76,422	..	750	19,660	2,682	27,422	..	112
Italy (*including* Fiume)	668,985	72,311	164,047	101,427	399,838	1,97,808	32,563	64,612	45,965	1,76,739
Austria	4,095	900	11,209	55	..	2,008	300	8,094	17	..
Japan	4,272,617	2,385,556	1,908,473	2,375,786	1,471,148	10,04,479	5,17,082	4,85,524	4,25,571	3,51,804
Portuguese East Africa	519	23,124	80	..	..	519	7,491	80	..	..
United States of America—										
Vid Atlantic Coast	141,567	38,710	287,850	327,718	112,232	34,582	8,075	55,517	71,221	20,366
,, Pacific ,,	55	..	9	6,729	..	22	..	6	1,440	..
Other Foreign Countries	34,470	6,444	17,760	12,161	17,260	9,172	5,743	4,325	3,992	3,096
TOTAL FOREIGN COUNTRIES	5,352,726	2,568,617	2,560,119	2,862,302	2,046,981	13,93,099	5,96,305	6,92,094	5,72,300	5,70,685
Share of Bengal	*9,564,774*	*6,343,628*	*8,873,786*	*9,713,271*	*10,254,173*	*34,41,877*	*23,13,023*	*29,06,036*	*31,78,210*	*36,26,432*
,, *Bombay*	*2,463,434*	*1,816,988*	*3,912,390*	*5,616,371*	*2,270,415*	*6,39,346*	*5,26,934*	*10,15,068*	*12,64,869*	*5,56,561*
,, *Sind*	*316,351*	*153,940*	*317,909*	*306,531*	*198,553*	*1,96,067*	*46,433*	*74,712*	*81,144*	*51,660*
,, *Madras*	*799,755*	*1,481,606*	*506,157*	*667,821*	*293,640*	*2,98,998*	*4,60,366*	*1,76,813*	*1,94,355*	*1,12,301*
,, *Burma*	*2,307,105*	*1,055,332*	*884,115*	*167,411*	*250,739*	*7,86,013*	*3,95,775*	*2,90,806*	*41,337*	*35,612*
TOTAL	15,956,409	10,851,994	14,494,357	16,476,905	13,272,518	53,63,200	36,47,581	45,23,435	47,50,915	44,32,516
Total of Dyed Goods—	Yards	Yards	Yards	Yards	Yards					
United Kingdom (*including* Channel Islands)	94,694,910	76,495,145	102,246,993	78,855,508	63,433,947	2,38,63,597	1,90,76,000	2,51,77,919	1,98,44,952	1,70,72,566
Ceylon (*excluding* Maldives)	148,260	67,697	115,196	152,280	4,375	54,852	17,267	30,722	38,572	1,322
Straits Settlements	138,001	174,833	229,874	217,693	32,864	45,496	43,457	47,753	49,289	8,293
Hongkong	142,707	21,134	95,903	29,541	07,070	43,666	5,323	9,958	8,188	8,901
Other British Possessions	22,317	8,804	5,863	6,902	960	11,029	3,790	5,407	3,888	390
TOTAL BRITISH EMPIRE	95,146,195	76,767,613	102,693,829	79,261,024	63,539,816	2,40,18,640	1,91,51,737	2,52,71,759	1,99,39,884	1,70,91,532
Poland (*including* Danzig)	28,134	..	..	..	..	19,332	..	..	..	..
Germany	105,041	9,481	46,041	20,092	48,775	83,496	7,715	13,862	14,546	16,200
Netherlands	1,242,671	149,560	171,543	253,927	229,890	3,09,841	38,340	49,100	72,414	64,854
Belgium	50,741	5,404	40,044	14,408	7,009	30,760	4,160	26,372	11,128	6,995
France	55,010	6,629	185,505	46,120	71,806	20,758	9,188	74,171	21,116	24,679
Switzerland	3,225,890	84,668	2,936,104	2,236,426	2,816,325	13,62,583	45,873	10,59,205	8,11,218	9,07,274
Italy (*including* Fiume)	3,166,452	321,476	927,568	360,949	604,155	9,47,713	97,601	3,27,620	1,08,511	2,48,078
Austria	602,541	4,402	554,922	142,725	501,987	2,51,263	2,219	2,15,875	65,323	1,97,886
Iran	9,838	50,765	10,654	7,004	5,028	1,945	12,096	2,614	1,660	820
Japan	43,545,364	24,912,995	18,470,483	20,401,848	13,186,097	65,25,286	36,16,978	29,51,053	28,88,890	23,21,805
China (*exclusive* of Hongkong and Macao)	82,207	127,077	700,245	32,757	25,719	14,274	21,016	1,18,410	6,171	2,760
Portuguese East Africa	519	23,124	80	..	..	519	7,491	80	..	..
United States of America—										
Vid Atlantic Coast	455,243	70,709	619,625	343,054	119,693	1,17,144	15,657	61,377	76,182	22,304
,, Pacific ,,	55	..	9	6,778	..	22	..	6	1,472	..
Other Foreign Countries	16,815	28,580	13,248	21,520	1,409	6,718	9,147	7,021	5,359	1,817
TOTAL FOREIGN COUNTRIES	52,580,530	25,795,869	24,485,371	23,898,108	17,677,898	97,00 498	38,87,481	49,06,766	40,88,985	38,09,472

No. 10—*continued*

ARTICLES, AND COUNTRIES OF CONSIGNMENT; ALSO SHARE OF EACH PROVINCE	QUANTITY					VALUE				
	1932-33	1933-34	1934-35	1935-36	1936-37	1932-33	1933-34	1934-35	1935-36	1936-37
						Rs	Rs	Rs	Rs	Rs
Textiles—*continued*										
Cotton—*continued*										
Manufactures—continued										
Piecegoods—*continued*										
Coloured, printed or dyed—*continued*										
Dyed goods—*concluded*										
Total of Dyed Goods—continued	Yards	Yards	Yards	Yards	Yards					
Share of Bengal . .	*44,141,928*	*28,639,397*	*33,519,695*	*26,992,793*	*23,024,666*	*96,96,360*	*62,68,244*	*76,77,067*	*63,29,956*	*63,37,797*
,, *Bombay* . .	*39,571,163*	*30,936,219*	*43,496,328*	*31,770,683*	*25,098,128*	*1,03,55,999*	*78,54,028*	*1,15,24,269*	*84,36,750*	*69,30,932*
,, *Sind* . .	*28,936,433*	*16,770,143*	*25,408,534*	*21,296,543*	*20,154,765*	*62,57,939*	*33,84,911*	*56,22,510*	*43,21,680*	*43,95,746*
,, *Madras* . .	*11,251,399*	*13,179,926*	*10,399,314*	*15,966,476*	*6,607,968*	*26,33,370*	*26,93,475*	*23,29,464*	*23,62,886*	*14,54,427*
,, *Burma* . .	*23,841,902*	*14,037,803*	*13,805,389*	*12,133,537*	*6,432,187*	*47,20,415*	*28,48,460*	*30,25,215*	*25,73,627*	*17,79,052*
TOTAL .	147,732,725	102,563,482	127,129,200	103,160,032	81,217,709	3,37,19,133	2,30,39,218	3,01,78,525	2,40,23,869	2,09,01,004
Woven coloured goods—										
Cambrics, *including* Madapollams, Muslins, Mulls and Jaconets (III. P)—	Yards	Yards	Yards	Yards	Yards					
United Kingdom (*including* Channel Islands) . .	369,611	422,858	1,107,113	389,744	69,346	1,11,590	1,12,619	2,99,423	85,934	16,384
Netherlands . . .	20,606	..	..	..	..	7,194	..	..	..	..
France	15,222	..	..	..	..	9,895	..	..	..	..
Switzerland . . .	44,241	3,138	7,089	..	4,293	24,281	2,665	4,758	..	1,984
Italy (*including* Fiume) .	14,229	1,000	..	..	3,600	7,551	246	..	..	773
Japan	4,500	..	10,390	44,433	22,884	781	..	4,791	7,700	5,274
Other Foreign Countries .	7,221	2,768	..	6,382	..	4,552	1,368	..	4,349	..
TOTAL FOREIGN COUNTRIES .	106,019	6,906	17,479	50,815	30,777	54,554	4,279	9,544	12,049	8,031
Share of Bengal . .	*345,893*	*227,060*	*821,968*	*360,089*	*62,047*	*1,14,335*	*55,857*	*1,69,447*	*77,969*	*13,654*
,, *Bombay* . .	*74,458*	*108,189*	*76,357*	*61,777*	*13,579*	*32,009*	*31,756*	*19,473*	*12,207*	*5,150*
,, *Sind* . . .	..	*33,955*	*144,869*	..	..	..	*8,984*	*97,843*	*2,580*	..
,, *Madras* . .	..	*1,940*	*4,966*	..	..	..	*326*	*1,758*	..	..
,, *Burma* . . .	*55,279*	*53,620*	*76,432*	*18,693*	*24,497*	*19,300*	*16,975*	*20,946*	*5,287*	*6,611*
TOTAL .	475,630	429,764	1,124,592	440,559	100,123	1,66,144	1,16,898	3,08,967	97,983	24,415
Chadars (III. P)—	Yards	Yards	Yards	Yards	Yards					
United Kingdom (*including* Channel Islands) . .	2,026	..	..	..	..	785	..	..	..	..
Switzerland	..	..	3,998	..	..	..	..	3,570	..	..
Share of Bombay . .	*2,026*	..	*3,998*	..	..	*785*	..	*3,570*	..	..
Checks, Spots and Stripes (III. P)—	Yards	Yards	Yards	Yards	Yards					
United Kingdom (*including* Channel Islands) .	3,517,809	3,494,923	1,784,484	657,677	443,752	12,12,733	10,83,865	5,60,643	2,88,278	2,01,384
Other British Possessions .	..	1,380	13,800	3,774	..	..	246	3,205	755	..
TOTAL BRITISH EMPIRE .	3,517,809	3,496,303	1,798,284	661,451	443,752	12,12,733	10,84,111	5,63,848	2,89,033	2,01,384

No. 10—*continued*

ARTICLES, AND COUNTRIES OF CONSIGNMENT; ALSO SHARE OF EACH PROVINCE	QUANTITY					VALUE				
	1932-33	1933-34	1934-35	1935-36	1936-37	1932-33	1933-34	1934-35	1935-36	1936-37
Piles—*continued*						R	R	R	R	R
Cotton—*continued*										
Manufactures—continued										
Piecegoods—*continued*										
Coloured, printed or dyed—*continued*										
Woven coloured goods—*continued*	Yards	Yards	Yards	Yards	Yards					
Checks, Spots and Stripes (III. P)—*continued*										
Belgium	13,395	..	..	..	..	9,086	..	..	..	..
Italy (*including* Fiume)	13,708	..	..	..	..	5,584	..	..	..	..
Japan	1,305,406	657,449	669,793	1,080,209	2,059,315	2,41,076	1,31,176	1,19,220	1,77,352	3,54,231
Other Foreign Countries	7,595	2,662	2,435	..	..	3,840	1,333	2,197	..	..
TOTAL FOREIGN COUNTRIES	1,340,107	660,111	672,228	1,080,209	2,059,315	2,59,586	1,32,509	1,21,417	1,77,352	3,54,231
Share of Bengal	*355,387*	*319,593*	*1,156,367*	*635,052*	*466,941*	*2,03,972*	*2,05,982*	*3,22,807*	*2,07,934*	*1,21,217*
„ *Bombay*	*2,181,064*	*1,765,337*	*615,716*	*613,271*	*1,601,093*	*7,11,748*	*5,60,410*	*2,02,007*	*1,59,464*	*3,47,265*
„ *Sind*	..	..	*6,991*	..	*4,830*	..	..	*2,218*	..	*1,408*
„ *Madras*	*20,854*	*32,864*	..	*760*	*54,844*	*3,395*	*6,818*	..	*484*	*7,339*
„ *Burma*	*1,800,611*	*1,538,620*	*691,438*	*442,777*	*375,369*	*5,48,304*	*4,43,410*	*1,58,233*	*94,218*	*77,886*
TOTAL	4,357,916	4,156,414	2,470,512	1,691,860	2,503,067	14,72,819	12,16,620	6,85,265	4,61,885	5,55,615
Coatings and Trouserings (*including* Cashmeres, Serges and Tweeds (III. P)—	Yards	Yards	Yards	Yards	Yards					
United Kingdom (*including* Channel Islands)	1,185,120	1,261,691	2,204,806	2,190,475	1,078,420	6,85,716	6,80,326	11,04,353	9,06,026	4,07,482
Hongkong	1,640	..	2,480	18,400	46,630	303	..	620	2,434	9,521
Other British Possessions	..	14,400	2,243	14,204	11,427	..	2,472	751	4,343	2,861
TOTAL BRITISH EMPIRE	1,186,760	1,276,091	2,209,529	2,223,079	1,136,486	6,86,019	6,91,798	11,05,724	9,12,803	5,09,864
Poland (*including* Danzig)	23,286	..	..	..	..	21,148	..	..	..	..
Germany	7,995	995	142	..	..	5,789	756	31	..	..
Netherlands	..	696	..	9,086	..	..	388	..	5,349	..
Belgium	93,490	5,798	19,008	18,264	12,338	55,951	3,697	12,573	12,215	8,219
Switzerland	4,062	..	4,451	..	..	6,560	..	3,303	..	..
Italy (*including* Fiume)	981,042	58,111	270,762	159,071	40,193	3,88,038	26,980	1,45,974	71,064	18,109
Japan	1,060,195	1,169,991	931,491	1,112,378	700,953	2,20,928	2,23,454	2,11,509	2,00,141	1,53,522
Other Foreign Countries	2,230	1,713	5,776	21,367	25,213	2,774	2,502	1,674	2,379	2,630
TOTAL FOREIGN COUNTRIES	2,192,300	1,237,304	1,231,630	1,320,166	778,697	7,01,188	2,57,777	3,75,069	2,91,648	1,82,480
Share of Bengal	*752,854*	*968,888*	*1,212,886*	*1,382,726*	*235,087*	*2,26,005*	*2,15,965*	*3,64,387*	*3,52,985*	*77,555*
„ *Bombay*	*834,692*	*792,808*	*971,772*	*755,319*	*436,079*	*3,90,743*	*3,38,997*	*4,74,752*	*2,80,428*	*1,44,685*
„ *Sind*	*1,130,627*	*696,985*	*1,167,283*	*960,510*	*892,127*	*5,76,675*	*3,33,871*	*6,16,686*	*4,52,503*	*3,75,872*
„ *Madras*	..	*1,759*	*1,758*	..	..	..	*859*	*858*	..	..
„ *Burma*	*660,887*	*54,155*	*87,460*	*444,691*	*351,390*	*1,43,784*	*9,833*	*24,110*	*1,28,530*	*94,232*
TOTAL	3,379,060	2,513,395	3,441,159	3,543,245	1,915,183	13,37,207	9,49,575	14,80,703	12,04,451	6,92,..4
Duties (III. P)—	Yards	Yards	Yards	Yards	Yards					
United Kingdom (*including* Channel Islands)	152,021	85,131	68,247	35,026	9,618	36,515	12,842	12,399	6,781	1,388

No. 10—*continued*

ARTICLES, AND COUNTRIES OF CONSIGNMENT; ALSO SHARE OF EACH PROVINCE	QUANTITY					VALUE				
	1932-33	1933-34	1934-35	1935-36	1936-37	1932-33	1933-34	1934-35	1935-36	1936-37
						R	R	R	R	R
Textiles—*continued*										
Cotton—*continued*										
Manufactures—continued										
Piece goods—*continued*										
Coloured, printed or dyed—*continued*										
Woven coloured goods—*continued*										
Dhuties (III. P)—*continued*	Yards	Yards	Yards	Yards	Yards					
Japan	810	..	..	..	18,000	157	..	..	..	1,840
Share of Bengal	*152,021*	*85,131*	*66,577*	*35,626*	*9,618*	*36,515*	*12,842*	*11,013*	*6,781*	*1,388*
" *Bombay*	*810*	..	..	..	..	*157*	..	..	..	..
" *Sind*	..	..	..	..	*18,000*	..	..	..	..	*1,840*
" *Burma*	..	..	*11,670*	..	..	..	..	*1,386*	..	..
TOTAL	152,831	85,131	68,247	35,626	27,018	36,672	12,842	12,399	6,781	3,228
Drills and Jeans (III. P)—	Yards	Yards	Yards	Yards	Yards					
United Kingdom (*including* Channel Islands)	16,925	4,150	179,390	66,861	5,746	14,016	6,113	37,121	16,175	2,420
Straits Settlements	240	..	..	..	..	30	..	..	..	..
TOTAL BRITISH EMPIRE	17,165	4,150	179,390	66,861	5,746	14,046	6,113	37,121	16,175	2,420
Italy (*including* Fiume)	21,540	440	797	..	..	3,480	323	278	..	..
Japan	6,161,525	1,880,889	1,098,993	822,310	197,640	8,03,438	2,25,500	1,44,000	98,471	27,391
China (*exclusive* of Hongkong and Macao)	..	..	30,000	..	..	..	..	5,512	..	..
TOTAL FOREIGN COUNTRIES	6,183,065	1,881,329	1,129,790	822,310	197,640	8,06,918	2,25,823	1,49,790	98,471	27,391
Share of Bengal	*382,695*	*601,919*	*979,175*	*488,361*	*159,066*	*55,524*	*80,420*	*1,46,385*	*66,741*	*23,937*
" *Bombay*	*4,314,389*	*765,710*	*114,005*	*91,200*	..	*5,76,948*	*93,337*	*13,358*	*3,759*	..
" *Sind*	*561,600*	*310,800*	*12,000*	..	*16,000*	*61,768*	*32,354*	*1,335*	..	*1,816*
" *Burma*	*941,646*	*207,050*	*204,000*	*309,610*	*26,320*	*1,26,724*	*25,746*	*25,933*	*39,146*	*4,058*
TOTAL	6,200,230	1,885,479	1,309,180	889,171	203,386	8,20,964	2,31,030	1,86,911	1,14,646	29,811
Embroidered all overs (III.P)—(*a*)			Yards	Yards	Yards					
United Kingdom (*including* Channel Islands)	—	—	18,080	12,726	..	—	—	7,766	5,514	..
Germany	—	—	14,980	31,966	788	—	—	6,638	16,266	402
Netherlands	—	—	..	..	800	—	—	..	..	408
France	—	—	13,004	21,113	8,536	—	—	4,579	11,228	2,056
Switzerland	—	—	22,732	146,282	39,358	—	—	6,909	52,011	18,086
Italy (*including* Fiume)	—	—	36,528	65,210	..	—	—	13,842	24,376	..
Austria	—	—	23,014	65,799	53,354	—	—	8,787	28,599	21,603
Japan	—	—	25,378	600	..	—	—	12,182	173	..
Egypt	—	—	..	20,597	..	—	—	..	7,849	..
TOTAL FOREIGN COUNTRIES	—	—	135,631	351,567	102,836	—	—	52,937	1,41,402	43,455
Share of Bengal	—	—	*153,711*	*364,293*	*102,060*	—	—	*60,703*	*1,46,916*	*42,777*
" *Bombay*	—	—	..	..	*776*	—	—	..	..	*678*
TOTAL	—	—	153,711	364,293	102,836	—	—	60,703	1,46,916	43,455
Flannel and Flannelettes (III. P)—	Yards	Yards	Yards	Yards	Yards					
United Kingdom (*including* Channel Islands)	194,406	195,107	118,995	120,085	72,108	68,012	61,895	30,675	32,448	17,964
Straits Settlements	..	82,044	900	..	..	..	17,868	179	..	..
TOTAL BRITISH EMPIRE	194,406	277,151	119,895	120,085	72,108	68,012	79,763	30,854	32,448	17,964
Italy (*including* Fiume)	123,510	..	26,478	..	..	40,842	..	3,784	..	..
Japan	896,260	509,391	515,930	803,146	677,674	1,23,404	1,04,931	85,128	1,52,791	1,35,628
Other Foreign Countries	104	..	390	4	8	16	..	160	18	3
TOTAL FOREIGN COUNTRIES	1,019,874	509,394	542,798	803,150	677,682	1,64,262	1,04,931	89,072	1,52,809	1,35,631
Share of Bengal	*749,261*	*122,784*	*649,793*	*476,349*	*207,423*	*97,922*	*24,294*	*1,16,970*	*80,599*	*37,824*
" *Bombay*	*42,194*	*6,249*	..	*13,761*	*35,620*	*8,838*	*1,459*	..	*3,338*	*8,909*
" *Sind*	*46,885*	*17,139*	..	..	*306*	*5,731*	*4,090*	..	..	*190*
" *Burma*	*375,940*	*640,373*	*12,900*	*434,125*	*506,436*	*1,19,783*	*1,54,351*	*2,956*	*1,00,320*	*1,06,762*
TOTAL	1,214,280	786,545	662,693	923,235	749,790	2,32,274	1,84,694	1,19,926	1,85,257	1,53,595
Lungis and Sarongs (III. P)—	Yards	Yards	Yards	Yards	Yards					
United Kingdom (*including* Channel Islands)	1,017,238	94,519	274,298	298,121	46,096	3,84,416	31,485	1,18,274	1,22,442	15,019
Straits Settlements	42	178,588	62,828	6,774	12,230	23	25,134	13,117	2,365	3,850
Union of South Africa	..	..	..	6	..	..	..	..	3	..
TOTAL BRITISH EMPIRE	1,017,280	273,107	337,126	304,901	58,326	3,84,439	56,619	1,31,391	1,24,810	18,869

(*a*) Separately recorded from 1934-35.

No. 10—*continued*

ARTICLES, AND COUNTRIES OF CONSIGNMENT; ALSO SHARE OF EACH PROVINCE	QUANTITY					VALUE				
	1932-33	1933-34	1934-35	1935-36	1936-37	1932-33	1933-34	1934-35	1935-36	1936-37
Textiles—*continued*						R	R	R	R	R
Cotton—*continued*										
Manufactures—continued										
Piecegoods—*continued*										
Coloured, printed or dyed—*continued*										
Woven coloured goods—*continued*										
Lungis and Sarongs (III. P)—*continued*	Yards	Yards	Yards	Yards	Yards					
Netherlands	788,891	23,601	..	..	561	2,40,438	10,469	..	..	326
Japan	6,783,786	5,922,602	6,386,321	7,942,458	2,418,529	11,19,427	8,98,173	10,96,714	14,01,342	4,93,762
Other Foreign Countries	..	..	30	104	..	..	..	20	69	..
TOTAL FOREIGN COUNTRIES	7,472,127	5,946,203	6,386,351	7,942,562	2,419,090	13,59,865	9,08,642	10,96,734	14,01,411	4,94,088
Share of Bengal	*714,876*	*585,638*	*911,699*	*1,569,474*	*356,242*	*1,66,391*	*96,513*	*1,56,508*	*2,64,853*	*60,606*
,, *Bombay*	*16,499*	*5,181*	..	..	*561*	*3,307*	*1,504*	..	..	*326*
,, *Sind*	*38,020*	*18,400*	*27,907*	*21,266*	*33,877*	*13,400*	*6,611*	*9,533*	*9,969*	*11,482*
,, *Madras*	..	..	..	*37*	..	..	..	..	*7*	..
,, *Burma*	*7,720,012*	*5,609,091*	*5,783,871*	*6,656,636*	*2,086,736*	*15,61,206*	*8,60,633*	*10,62,084*	*12,51,392*	*4,40,543*
TOTAL	8,489,407	6,219,310	6,723,477	8,247,463	2,477,416	17,44,304	9,65,261	12,28,125	15,26,221	5,12,057
Prints and Chints (III. P)—	Yards	Yards	Yards	Yards	Yards					
United Kingdom (*including* Channel Islands)	6,446	239,216	410,801	15,504	17,693	2,754	42,625	65,737	6,011	7,847
Other British Possessions	..	..	337	..	..	..	..	102	..	..
TOTAL BRITISH EMPIRE	6,446	239,216	411,138	15,504	17,693	2,754	42,625	65,839	6,011	7,847
Japan	..	..	56,288	50,192	..	..	..	4,548	6,831	..
Other Foreign Countries	589	997	47	969	21	240	743	71	460	15
TOTAL FOREIGN COUNTRIES	589	997	56,335	51,161	21	240	743	4,619	7,291	15
Share of Bengal	*2,978*	*238,490*	*467,136*	*61,362*	*5,106*	*1,844*	*40,871*	*70,356*	*10,428*	*2,025*
,, *Bombay*	*3,468*	*1,235*	..	*969*	*8,381*	*910*	*2,263*	..	*460*	*4,484*
,, *Madras*	..	..	*337*	..	*4,227*	..	..	*102*	..	*1,353*
,, *Burma*	*589*	*488*	..	*4,334*	..	*240*	*229*	..	*2,414*	..
TOTAL	7,035	240,213	467,473	66,665	17,714	2,094	43,368	70,458	13,302	7,882
Saris and Scarves (III. P)—	Yards	Yards	Yards	Yards	Yards					
United Kingdom (*including* Channel Islands)	190,905	412,412	541,558	700,669	11,445	39,514	81,409	1,09,975	1,13,028	4,144
Germany	..	..	11,040	..	..	..	..	5,029	..	..
Japan	..	222,052	6,197	21,276	3,558	..	29,412	2,080	3,701	346
Other Foreign Countries	12,761	..	4,767	600	..	2,848	..	1,932	308	..
TOTAL FOREIGN COUNTRIES	12,761	222,052	22,004	21,876	3,558	2,848	29,412	9,041	4,009	346
Share of Bengal	*181,505*	*564,734*	*566,460*	*700,519*	..	*36,421*	*87,233*	*1,16,073*	*1,12,407*	..
,, *Bombay*	*21,761*	*34*	*7,997*	*10,026*	*15,003*	*5,941*	*9*	*2,943*	*2,611*	*4,490*
,, *Madras*	..	*69,696*	..	..	..	..	*23,579*	..	..	..
,, *Burma*	..	..	..	*12,000*	..	..	..	..	*2,019*	..
TOTAL	203,666	634,464	564,457	722,545	15,003	42,362	1,10,821	1,19,016	1,17,037	4,490
Shirtings (III. P)—	Yards	Yards	Yards	Yards	Yards					
United Kingdom (*including* Channel Islands)	4,060,530	2,718,968	4,049,462	3,040,477	865,047	13,72,548	7,29,154	10,86,132	6,55,722	2,18,071
Other British Possessions	6,128	2,268	162	2	..	718	182	41	2	..
TOTAL BRITISH EMPIRE	4,066,658	2,721,236	4,049,624	3,040,479	865,047	13,73,266	7,29,336	10,86,173	6,55,724	2,18,071

No. 10—*continued*

ARTICLES, AND COUNTRIES OF CONSIGNMENT; ALSO SHARE OF EACH PROVINCE	QUANTITY					VALUE				
	1932-33	1933-34	1934-35	1935-36	1936-37	1932-33	1933-34	1934-35	1935-36	1936-37
						R	R	R	R	R
Textiles—*continued*										
Cotton—*continued*										
Manufactures—continued										
Piecegoods—*continued*										
Coloured, printed or dyed—*continued.*										
Woven coloured goods—*continued*										
Shirtings (III. P)—*continued*	Yards	Yards	Yards	Yards	Yards					
Italy (*including* Fiume) .	172,636	..	4	..	..	40,239	..	10	..	..
Japan	4,005,002	1,516,098	2,268,893	4,123,635	795,295	7,33,352	2,74,071	3,86,392	8,30,913	1,44,105
Other Foreign Countries .	3,799	6,408	270	..	..	2,424	3,233	49	..	..
TOTAL FOREIGN COUNTRIES .	4,181,437	1,522,506	2,269,167	4,123,635	795,295	7,76,015	2,78,204	3,86,451	8,30,913	1,44,105
Share of Bengal . .	*573,287*	*230,926*	*971,101*	*340,322*	*77,622*	*1,00,857*	*60,307*	*1,73,682*	*88,428*	*29,460*
,, *Bombay* . .	*685,529*	*141,309*	*53,986*	*87,249*	*99,961*	*1,15,930*	*51,160*	*28,176*	*45,107*	*46,185*
,, *Sind* . . .	*1,333,033*	*2,260,689*	*4,647,541*	*2,803,761*	*794,078*	*5,42,189*	*5,63,415*	*9,48,013*	*5,29,414*	*1,46,637*
,, *Madras* . .	..	*90*	..	..	*21,375*	..	*62*	..	..	*4,512*
,, *Burma* . .	*5,151,355*	*1,610,723*	*1,546,163*	*3,932,882*	*667,306*	*13,90,305*	*3,32,596*	*8,22,753*	*8,23,688*	*1,36,382*
TOTAL .	8,248,095	4,243,742	7,218,791	7,164,114	1,660,342	21,49,281	10,07,540	14,72,624	14,86,637	3,62,176
Twills (III. P)—	Yards	Yards	Yards	Yards	Yards					
United Kingdom (*including* Channel Islands) . .	17,505	35,089	122,448	56,932	28,356	7,741	10,842	36,280	18,651	10,819
Aden and Dependencies .	..	60,000	..	..	..	..	6,286	..	..	..
TOTAL BRITISH EMPIRE .	17,505	95,089	122,448	56,932	28,356	7,741	17,128	36,280	18,651	10,819
Japan	2,577,846	727,100	262,591	418,794	180,030	3,26,040	90,411	37,261	55,466	20,159
Other Foreign Countries .	6,165	718	293	3,382	..	1,788	279	393	1,416	..
TOTAL FOREIGN COUNTRIES .	2,584,011	727,818	262,884	422,176	180,030	3,27,828	90,690	37,654	56,882	20,159
Share of Bengal . . .	*568,051*	*154,907*	*318,124*	*337,594*	*190,253*	*84,335*	*21,127*	*65,203*	*60,277*	*24,530*
,, *Bombay* . .	*1,961,465*	*438,800*	*54,628*	*23,914*	*14,960*	*2,51,429*	*48,338*	*7,212*	*2,839*	*5,153*
,, *Sind* . . .	..	..	*12,000*	..	*26*	..	..	*1,263*	..	*16*
,, *Burma* . .	*72,000*	*229,200*	*580*	*117,600*	*3,142*	*9,805*	*28,355*	*251*	*12,367*	*1,281*
TOTAL .	2,601,516	822,907	385,332	479,108	208,386	3,45,569	1,07,818	73,934	75,533	30,978
Velvet and Velveteens (III. P)—	Yards	Yards	Yards	Yards	Yards					
United Kingdom (*including* Channel Islands) . .	267,715	282,807	541,606	413,241	399,586	1,96,572	2,02,762	4,26,903	3,12,861	2,87,080
Other British Possessions .	82	..	263	502	..	107	..	265	318	..
TOTAL BRITISH EMPIRE .	267,797	282,807	541,869	413,743	399,586	1,96,679	2,02,762	4,27,168	3,13,179	2,87,080
Germany	428,349	14,846	86,952	118,567	175,647	3,86,500	16,790	83,874	93,566	1,25,993
Belgium	3,099	607	1,245	5,755	1,854	3,031	1,318	3,097	9,100	3,420
Italy (*including* Fiume) .	2,501	743	14,778	165	..	2,831	621	6,484	494	..
Czechoslovakia . . .	3,956	985	3,630	1,472	1,166	3,407	2,097	7,519	2,960	2,237
Japan	2,520,410	2,200,942	7,061,686	3,794,213	2,659,949	7,78,140	6,84,440	23,16,746	10,63,413	8,76,454
Other Foreign Countries .	2,768	..	6,293	1,361	28	2,583	..	4,169	1,626	86
TOTAL FOREIGN COUNTRIES .	2,961,083	2,218,123	7,174,584	3,921,533	2,838,644	11,83,092	6,55,261	24,21,889	11,71,159	10,08,140

No. 10—*continued*

ARTICLES, AND COUNTRIES OF CONSIGNMENT; ALSO SHARE OF EACH PROVINCE	QUANTITY					VALUE				
	1932-33	1933-34	1934-35	1935-36	1936-37	1932-33	1933-34	1934-35	1935-36	1936-37
						R	R	R	R	R
Textiles—*continued*										
Cotton—*continued*										
Manufactures—continued										
Piecegoods—*continued*										
Coloured, printed or dyed—*continued*										
Woven coloured goods—*continued*										
Velvet and Velveteens (III. P)—*continued*	Yards	Yards	Yards	Yards	Yards					
Share of Bengal	*102,921*	*216,619*	*706,843*	*209,555*	*96,540*	*44,113*	*90,760*	*2,81,019*	*1,00,890*	*54,264*
„ *Bombay*	*1,247,986*	*1,355,679*	*3,690,077*	*1,992,073*	*1,939,320*	*5,85,611*	*4,82,565*	*13,20,263*	*6,40,774*	*7,56,501*
„ *Sind*	*1,829,373*	*908,584*	*1,955,934*	*610,306*	*436,061*	*7,32,007*	*2,71,487*	*6,45,367*	*1,76,617*	*1,44,046*
„ *Madras*	*48,148*	*17,748*	*14,695*	*491*	..	*26,675*	*11,124*	*7,885*	*282*	..
„ *Burma*	*452*	*2,400*	*1,348,974*	*1,592,851*	*776,309*	*366*	*2,087*	*5,34,523*	*6,65,763*	*3,40,461*
TOTAL	3,228,880	2,500,930	7,716,453	4,335,276	3,238,280	13,78,771	8,58,023	28,49,057	14,84,338	12,95,220
Unspecified descriptions (III. P)—	Yards	Yards	Yards	Yards	Yards					
United Kingdom (*including* Channel Islands)	254,086	733,287	1,444,881	761,688	448,964	1,07,136	2,88,068	4,47,266	2,69,029	1,83,526
Other British Possessions	30	..	..	8	303	15	..	..	5	102
TOTAL BRITISH EMPIRE	254,116	733,287	1,444,881	761,696	449,267	1,07,151	2,88,068	4,47,266	2,69,034	1,83,628
Germany	17,503	1,121	25,056	577	406	13,017	1,403	5,630	1,136	1,856
Belgium	69,461	24,052	38,052	12,890	44,590	49,018	15,348	26,729	9,143	28,051
Switzerland	2,558	..	8,304	..	..	1,071	..	7,054	..	..
Italy (*including* Fiume)	22,524	24,251	17,007	3,196	2,238	9,944	13,252	9,226	3,311	1,400
Austria	..	..	7,756	22	108	..	..	5,416	93	21
Japan	682,196	575,068	328,541	606,312	92,960	1,02,354	85,506	68,326	1,00,489	19,019
United States of America—										
Vid Atlantic Coast	9,947	14,095	65,699	36	33	3,663	2,469	12,896	17	30
Other Foreign Countries	1,228	314	3,703	6,615	7,096	1,201	260	2,108	3,765	4,841
TOTAL FOREIGN COUNTRIES	805,417	638,901	494,133	629,648	147,431	1,80,208	1,18,233	1,32,385	1,17,954	55,218
Share of Bengal	*422,088*	*899,433*	*1,643,009*	*962,500*	*399,999*	*1,24,091*	*2,93,731*	*4,73,020*	*3,12,995*	*1,38,799*
„ *Bombay*	*157,567*	*175,524*	*74,928*	*52,965*	*182,507*	*33,337*	*62,824*	*37,270*	*24,19*	*97,943*
„ *Madras*	..	..	..	*3*	*6,102*	..	..	..	*5*	*2,345*
„ *Burma*	*479,878*	*297,231*	*231,077*	*374,371*	*3,340*	*79,991*	*49,746*	*44,361*	*49,859*	*4,260*
TOTAL	1,059,533	1,372,188	1,939,014	1,391,844	596,748	2,37,419	4,06,301	5,79,651	3,86,988	2,43,346
Total of Woven coloured goods—	Yards	Yards	Yards	Yards	Yards					
United Kingdom (*including* Channel Islands)	11,252,343	9,980,158	13,766,164	8,760,026	3,496,186	41,90,042	33,53,005	43,42,947	28,33,900	14,68,528
Aden and Dependencies	15	60,000	..	9	..	10	6,286	..	9	..
Straits Settlements	379	275,060	80,248	21,314	28,657	165	45,479	17,529	6,945	6,711
Hongkong	1,640	..	2,640	18,406	46,933	303	..	660	2,437	9,623
Other British Possessions	6,128	3,620	130	3,941	..	723	423	91	834	..
TOTAL BRITISH EMPIRE	11,260,505	10,318,838	13,849,177	8,803,696	3,560,776	41,91,244	34,05,193	43,61,227	28,44,125	14,84,862
Poland (*including* Danzig)	24,035	..	..	752	..	22,514	..	..	518	..
Germany	455,500	25,636	139,180	151,114	176,841	4,06,538	28,449	1,01,588	1,10,986	1,28,251
Netherlands	763,821	25,064	4,127	14,925	7,184	2,50,847	11,329	3,528	9,835	4,842
Belgium	181,525	30,457	58,805	36,909	58,782	1,19,051	20,353	42,899	30,458	39,690
France	24,431	1,667	24,392	21,416	8,546	16,489	2,520	11,209	12,149	2,978
Switzerland	57,044	3,138	51,574	146,282	43,651	33,733	2,665	25,594	52,911	20,070
Italy (*including* Fiume)	1,851,690	85,718	366,647	231,624	46,081	4,98,809	42,104	1,79,991	1,00,969	20,282

No. 10—*continued*

ARTICLES, AND COUNTRIES OF CONSIGNMENT; ALSO SHARE OF EACH PROVINCE	QUANTITY					VALUE				
	1932-33	1933-34	1934-35	1935-36	1936-37	1932-33	1933-34	1934-35	1935-36	1936-37
						R	R	R	R	R
Textiles—*continued*										
Cotton—*continued*										
***Manufactures*—continued**										
Piecegoods—*continued*										
Coloured, printed or dyed—*continued*										
Woven coloured goods—*concluded*										
***Total of Woven coloured goods*—continued**	Yards	Yards	Yards	Yards	Yards					
Austria	5,665	2,768	30,770	72,203	58,462	3,669	1,368	14,203	33,041	21,624
Czechoslovakia	3,956	985	5,898	1,472	1,239	3,407	2,097	5,603	2,960	2,366
Japan	25,967,886	15,381,585	19,622,487	20,769,956	9,826,787	44,59,097	26,07,974	44,33,897	40,98,783	22,81,731
China (*exclusive* of Hongkong and Macão)	420	..	34,980	22,963	25,331	105	..	5,982	2,464	2,644
Egypt	..	..	..	20,597	..	..	..	..	7,849	..
United States of America—										
Vid Atlantic Coast	22,712	14,195	66,399	384	112	6,517	2,562	13,112	294	48
Other Foreign Countries	15	431	153	211	1,200	15	83	66	133	604
TOTAL FOREIGN COUNTRIES	28,859,600	15,571,644	20,404,912	21,490,808	10,249,036	58,25,821	28,06,504	48,90,172	44,63,350	24,75,180
Share of Bengal	*[5,804,217*	*5,716,522*	*10,604,849*	*7,923,721*	*2,367,308*	*13,02,324*	*12,93,902*	*25,32,578*	*18,59,503*	*6,26,976*
„ *Bombay*	*11,543,799*	*5,555,355*	*5,668,464*	*3,833,524*	*4,337,340*	*27,47,693*	*16,74,575*	*21,89,024*	*11,83,236*	*14,20,775*
„ *Sind*	*5,444,538*	*4,246,552*	*7,974,535*	*4,395,343*	*2,197,395*	*19,31,770*	*12,70,342*	*23,21,658*	*11,68,503*	*6,83,216*
„ *Madras*	*69,003*	*124,097*	*21,636*	*1,346*	*86,543*	*35,070*	*42,768*	*10,603*	*785*	*15,549*
„ *Burma*	*17,253,549*	*10,247,956*	*9,984,565*	*14,341,070*	*4,826,341*	*39,99,708*	*19,24,510*	*21,97,536*	*30,65,443*	*12,12,476*
TOTAL	40,120,105	25,890,482	34,254,089	30,294,504	13,815,842	1,00,17,065	62,11,697	92,51,399	73,07,475	39,59,992
***Total of Coloured, printed or dyed*—**	Yards	Yards	Yards	Yards	Yards					
United Kingdom (*including* Channel Islands)	194,326,118	142,400,278	213,067,703	155,253,352	116,696,772	4,87,62,528	3,54,11,400	5,04,79,100	3,77,67,239	2,94,07,352
Aden and Dependencies	1,975	65,346	12,200	43,133	..	1,070	7,364	2,131	5,919	..
Ceylon (*excluding* Maldives)	166,109	108,628	152,265	158,865	9,485	60,094	26,589	38,923	40,195	3,093
Straits Settlements	238,014	894,102	399,463	258,476	56,992	81,702	1,46,994	84,557	62,276	15,130
Hongkong	146,387	21,134	98,543	48,303	114,668	45,259	5,323	10,618	5,761	18,614
Other British Possessions	31,392	9,917	5,444	6,610	1,098	11,225	9,088	4,858	3,699	432
TOTAL BRITISH EMPIRE	194,909,995	143,499,400	213,735,618	155,768,739	116,879,015	4,89,61,878	3,56,06,758	5,06,20,187	3,78,85,089	2,94,44,621
Poland (*including* Danzig)	53,069	2,020	..	752	..	41,876	2,199	..	518	..
Germany	587,113	46,562	185,221	182,760	314,399	4,92,053	32,605	1,15,450	1,25,994	1,58,871
Netherlands	2,544,398	184,644	213,630	281,191	238,553	7,71,045	58,104	62,889	85,706	70,456
Belgium	232,266	35,951	108,613	51,334	66,516	1,49,820	24,513	71,484	41,597	46,489
France	79,958	8,937	210,598	68,160	87,263	46,879	12,520	85,948	34,220	31,170
Switzerland	3,320,963	88,223	3,058,356	2,390,356	2,865,353	14,11,252	48,912	10,93,859	8,07,633	9,31,525
Italy (*including* Fiume)	7,197,129	407,256	1,815,639	593,971	731,185	18,81,447	1,39,788	5,92,265	2,10,053	2,06,850
Austria	609,154	7,170	594,504	214,928	555,449	2,55,914	3,587	2,31,842	98,364	2,19,510
Czechoslovakia	12,776	3,472	9,452	6,552	2,578	12,126	5,917	10,808	4,452	4,102
Iraq	26,689	42,666	3,809	58,898	..	3,942	4,952	1,485	5,059	..
Iran	390,235	51,475	23,931	7,549	6,228	48,137	12,300	6,158	1,758	1,424
Japan	214,225,744	124,046,383	159,758,970	191,427,821	160,616,769	2,91,87,331	1,65,29,961	2,11,60,168	2,51,34,585	2,37,80,888
China (*exclusive* of Hongkong and Macão)	82,627	136,977	735,353	55,720	50,950	14,379	22,166	1,24,444	8,035	5,404
Egypt	15	1,952	14,423	20,676	..	14	1,285	3,070	7,909	..
Portuguese East Africa	519	23,124	130	40	..	519	7,491	107	10	..
United States of America—										
Vid Atlantic Coast	518,138	90,698	620,986	396,851	138,324	1,35,226	24,426	1,21,089	95,068	28,035
„ Pacific „	55	..	242	6,794	280	22	..	40	1,475	40
Other Foreign Countries	5,092	6,547	11,502	15,372	820	2,260	2,582	4,671	3,899	534
TOTAL FOREIGN COUNTRIES	229,885,940	125,184,057	147,365,366	195,779,223	165,674,619	3,44,50,142	1,69,28,808	2,36,95,877	2,67,27,830	2,55,45,964

No. 10—*continued*

ARTICLES, AND COUNTRIES OF CONSIGNMENT; ALSO SHARE OF EACH PROVINCE	Quantity					Value				
	1932-33	1933-34	1934-35	1935-36	1936-37	1932-33	1933-34	1934-35	1935-36	1936-37
						Rs	Rs	Rs	Rs	Rs
...xtiles—*continued*										
Cotton—*continued*										
Manufactures—continued										
Piecegoods—*continued*										
Coloured, printed or dyed—*concluded*										
Total of Coloured, printed or dyed—continued	Yards	Yards	Yards	Yards	Yards					
Share of Bengal	*92,932,220*	*56,378,277*	*55,834,004*	*81,149,390*	*61,162,824*	*1,75,40,134*	*1,09,70,610*	*1,68,35,063*	*1,49,50,267*	*1,27,13,080*
„ *Bombay*	*143,825,574*	*110,160,613*	*131,200,473*	*123,344,730*	*109,946,948*	*2,83,03,535*	*2,08,56,440*	*2,73,14,649*	*2,22,57,635*	*2,02,41,217*
„ *Sind*	*35,983,640*	*41,497,452*	*73,089,416*	*60,007,983*	*52,359,581*	*1,76,40,948*	*84,44,398*	*1,49,42,790*	*1,12,07,846*	*1,01,38,192*
„ *Madras*	*16,484,939*	*16,729,293*	*17,740,435*	*18,858,317*	*14,115,359*	*37,11,045*	*37,05,972*	*37,78,501*	*39,80,306*	*29,28,871*
„ *Burma*	*80,569,562*	*44,017,822*	*53,236,656*	*53,187,542*	*44,408,922*	*1,62,16,308*	*85,57,646*	*1,14,44,661*	*1,22,16,875*	*89,64,225*
TOTAL	424,795,935	268,683,457	361,100,984	351,547,962	282,553,634	8,84,12,020	5,25,35,066	7,43,15,564	6,46,12,919	5,49,90,585
...ents of all descriptions not more than 9 yards in length* (III. P)—	Yards	Yards								
United Kingdom (*including* Channal Islands)	9,182,504	10,413,373	—	—	—	15,41,691	15,20,833	—	—	—
Aden and Dependancies	44,080	849	—	—	—	11,518	283	—	—	—
Kenya Colony	12,171	19,867	—	—	—	4,012	6,895	—	—	—
Other British Possessions	17,146	9,599	—	—	—	5,411	3,032	—	—	—
TOTAL BRITISH EMPIRE	9,255,901	10,443,688	—	—	—	15,62,632	15,30,543	—	—	—
Germany	34,404	27,524	—	—	—	6,281	6,204	—	—	—
France	20,824	..	—	—	—	6,485	..	—	—	—
Switzerland	200,286	88,916	—	—	—	67,101	27,410	—	—	—
Japan	1,137,115	8,121,738	—	—	—	1,22,189	11,78,518	—	—	—
United States of America—										
Vid Atlantic Coast	17,971,950	15,505,662	—	—	—	27,01,356	15,83,439	—	—	—
Other Foreign Countries	47,031	4,053	—	—	—	6,686	1,347	—	—	—
TOTAL FOREIGN COUNTRIES	19,411,610	23,747,888	—	—	—	29,10,098	27,96,918	—	—	—
Share of Bengal	*1,660,433*	*2,824,027*	—	—	—	*1,71,606*	*2,47,884*	—	—	—
„ *Bombay*	*23,586,561*	*24,094,216*	—	—	—	*37,37,400*	*31,22,725*	—	—	—
„ *Sind*	*3,380,043*	*6,919,703*	—	—	—	*5,02,702*	*8,95,968*	—	—	—
„ *Madras*	*18,497*	*67,152*	—	—	—	*3,596*	*11,932*	—	—	—
„ *Burma*	*21,977*	*236,478*	—	—	—	*7,426*	*43,952*	—	—	—
TOTAL	28,667,511	34,191,576	—	—	—	44,72,730	43,27,461	—	—	—
...ents, others (III. P)*—	Yards	Yards								
United Kingdom (*including* Channal Islands)	1,580,675	667,542	—	—	—	3,87,861	1,38,282	—	—	—
Straits Settlements	6,576	..	—	—	—	1,839	..	—	—	—
TOTAL BRITISH EMPIRE	1,587,251	667,542	—	—	—	3,89,200	1,38,282	—	—	—
Japan	68,484	69,767	—	—	—	6,734	6,820	—	—	—
United States of America—										
Vid Atlantic Coast	1,432,690	47,228	—	—	—	3,17,706	6,266	—	—	—
Other Foreign Countries	12,854	1,586	—	—	—	5,216	656	—	—	—
TOTAL FOREIGN COUNTRIES	1,514,028	118,581	—	—	—	3,29,656	13,742	—	—	—
Share of Bengal	*134,455*	*60,315*	—	—	—	*24,634*	*5,386*	—	—	—
„ *Bombay*	*2,564,292*	*341,899*	—	—	—	*6,03,593*	*68,377*	—	—	—
„ *Sind*	*342,967*	*383,909*	—	—	—	*89,139**	*78,261*	—	—	—
„ *Madras*	*9,575*	..	—	—	—	*1,440*	..	—	—	—
TOTAL	3,051,279	786,123	—	—	—	7,18,856	1,52,024	—	—	—

*Excluded from "Cotton piecegoods" from 1934-35.

No. 10—*continued*

ARTICLES, AND COUNTRIES OF CONSIGNMENT; ALSO SHARE OF EACH PROVINCE	QUANTITY					VALUE				
	1932-33	1933-34	1934-35	1935-36	1936-37	1932-33	1933-34	1934-35	1935-36	1936-37
						R	R	R	R	R
Textiles—*continued*										
Cotton—*continued*										
Manufactures—continued										
Piecegoods—*continued*										
Total Feets (III. P) (a)—	Yards	Yards								
United Kingdom (*including* Channel Islands)	10,713,179	11,080,915	—	—	—	19,29,052	16,59,115	—	—	—
Aden and Dependencies	44,080	849	—	—	—	11,518	283	—	—	—
Kenya Colony	12,171	19,867	—	—	—	4,012	6,895	—	—	—
Other British Possessions	23,722	9,599	—	—	—	7,250	3,032	—	—	—
TOTAL BRITISH EMPIRE	10,703,152	11,111,230	—	—	—	19,51,832	16,68,825	—	—	—
Germany	34,674	27,917	—	—	—	6,723	6,306	—	—	—
France	21,862	..	—	—	—	6,836	..	—	—	—
Switzerland	209,336	90,109	—	—	—	70,525	27,964	—	—	—
Japan	1,205,599	8,191,500	—	—	—	1,28,923	11,85,338	—	—	—
United States of America—										
Vid Atlantic Coast	19,404,640	15,552,890	—	—	—	30,19,062	15,89,705	—	—	—
Other Foreign Countries	49,527	4,053	—	—	—	7,685	1,347	—	—	—
TOTAL FOREIGN COUNTRIES	20,925,638	23,866,469	—	—	—	32,39,754	28,10,660	—	—	—
Share of Bengal	*1,794,888*	*2,884,342*	—	—	—	*1,96,290*	*2,53,270*	—	—	—
„ *Bombay*	*26,150,353*	*24,436,115*	—	—	—	*43,90,993*	*31,91,102*	—	—	—
„ *Sind*	*3,723,000*	*7,303,812*	—	—	—	*5,91,341*	*8,74,239*	—	—	—
„ *Madras*	*23,072*	*57,152*	—	—	—	*5,036*	*11,932*	—	—	—
„ *Burma*	*21,977*	*226,478*	—	—	—	*7,426*	*48,952*	—	—	—
TOTAL	31,718,790	34,977,699	—	—	—	51,91,586	44,79,485	—	—	—
Total of Piecegoods—	Yards	Yards	Yards	Yards	Yards					
United Kingdom (*including* Channel Islands)	597,118,898	425,882,552	552,393,960	439,675,688	334,164,862	12,09,65,885	8,74,64,514	11,14,40,099	9,00,54,717	7,30,76,719
Aden and Dependencies	46,135	66,195	54,280	43,366	..	12,608	7,647	7,212	5,967	..
Ceylon (*excluding* Maldives)	329,885	240,659	264,892	224,348	36,705	1,04,557	57,002	62,569	53,984	12,003
Straits Settlements	389,509	1,026,300	508,057	312,489	75,863	1,23,613	1,75,233	1,09,965	75,081	20,057
Hongkong	175,877	23,298	99,435	48,810	115,218	52,997	5,958	10,903	5,902	18,751
Union of South Africa	10,259	9,787	3,487	4,236	..	6,254	4,619	3,077	2,756	..
Kenya Colony	20,480	24,565	1,279	71	..	8,667	11,081	1,279	68	..
Other British Possessions	36,656	6,667	1,978	2,788	1,098	6,255	2,128	1,585	986	432
TOTAL BRITISH EMPIRE	598,127,699	427,230,023	553,322,363	440,311,791	334,393,336	12,12,80,836	8,77,29,177	11,16,36,689	9,02,00,051	7,31,27,962
Poland (*including* Danzig)	53,069	2,020	..	752	40,000	41,876	2,199	..	518	10,970
Germany	702,973	122,981	304,518	326,841	437,428	5,50,241	49,762	1,83,481	2,01,000	2,15,961
Netherlands	4,775,818	1,638,136	2,222,882	1,744,981	1,855,124	14,24,621	4,52,394	6,18,777	4,86,192	5,16,473
Belgium	300,178	35,951	115,424	52,505	68,638	1,79,359	24,513	75,662	42,330	47,286
France	381,652	40,569	313,730	143,845	216,224	1,74,615	26,787	1,23,383	54,251	88,236
Switzerland	10,026,735	791,167	7,641,609	5,890,954	7,608,479	39,73,504	3,20,068	27,76,815	23,34,161	29,18,756
Italy (*including* Fiume)	7,782,726	478,064	2,305,053	736,020	843,512	21,07,552	1,60,442	8,01,480	2,75,798	3,12,749
Austria	1,702,715	165,191	1,433,764	868,992	1,306,264	8,76,686	99,855	6,80,008	4,58,306	5,77,085
Czechoslovakia	12,776	3,472	9,452	6,552	3,127	12,126	5,917	10,808	4,452	6,758
Iraq	28,223	44,068	39,406	58,980	1,809	4,467	5,092	4,055	5,075	258
Iran	439,838	70,318	23,961	7,549	6,228	48,662	15,618	6,178	1,758	1,424
Japan	579,734,861	349,041,248	378,774,000	495,738,045	416,946,524	7,85,38,592	4,43,12,791	5,19,58,472	6,35,26,085	5,59,95,607
China (*exclusive* of Hongkong and Macao)	746,947	167,177	1,189,900	56,109	51,616	1,07,897	25,336	1,89,908	8,724	5,607

(a) Excluded from "Cotton piecegoods" from 1934-35.

No. 10—*continued*

ARTICLES, AND COUNTRIES OF CONSIGNMENT; ALSO SHARE OF EACH PROVINCE	QUANTITY					VALUE				
	1932-33	1933-34	1934-35	1935-36	1936-37	1932-33	1933-34	1934-35	1935-36	1936-37
Textiles—*continued*										
Cotton—*continued*						R	R	R	R	R
Manufactures—continued										
Piecegoods—*concluded*										
Total of Piecegoods—continued	Yards	Yards	Yards	Yards	Yards					
Egypt	34,431	1,952	14,548	20,676	..	2,766	1,285	3,131	7,909	
Portuguese East Africa	1,128	23,475	130	40	..	722	7,608	107	10	—
United States of America—										
Vid Atlantic Coast	20,344,722	15,904,408	987,163	725,652	202,507	32,59,854	16,68,749	2,12,487	1,80,885	45,463
„ Pacific „	80	..	242	6,794	280	28	..	40	1,475	46
Other Foreign Countries	15,596	9,967	14,710	30,694	8,996	6,757	3,770	5,414	7,199	1,822
TOTAL FOREIGN COUNTRIES	627,150,968	368,533,159	390,391,392	506,416,891	429,501,747	9,13,10,326	4,71,88,136	5,76,52,151	6,75,96,128	6,05,44,001
Share of Bengal	*353,216,698*	*207,985,624*	*292,903,682*	*205,328,516*	*229,665,520*	*5,47,41,555*	*3,22,30,834*	*4,71,54,473*	*4,49,64,748*	*3,69,16,513*
„ *Bombay*	*334,966,665*	*265,305,374*	*262,076,873*	*263,525,188*	*217,778,569*	*5,92,53,208*	*4,43,70,058*	*4,94,43,184*	*4,38,47,324*	*3,85,94,051*
„ *Sind*	*303,326,067*	*171,161,055*	*237,230,302*	*223,106,092*	*190,447,079*	*5,27,40,148*	*2,88,50,233*	*4,14,11,020*	*3,70,42,672*	*3,29,51,988*
„ *Madras*	*93,363,353*	*70,653,477*	*71,163,302*	*65,808,372*	*52,655,052*	*1,78,39,211*	*1,35,85,259*	*1,34,69,217*	*1,19,31,031*	*24,65,091*
„ *Burma*	*140,341,989*	*80,187,652*	*80,339,096*	*98,960,504*	*73,438,563*	*2,80,17,042*	*1,58,50,931*	*1,78,10,946*	*2,00,10,204*	*1,57,44,320*
TOTAL	1,225,278,662	795,768,182	943,713,755	946,728,672	768,985,088	21,25,91,162	13,49,17,313	16,92,88,840	15,77,96,179	13,36,71,963
Goods of Cotton mixed with other materials (III. P) (a)—										
United Kingdom (*including* Channel Islands)	—	—	Yards 27,668	Yards 86,167	Yards 107,517	—	—	18,782	48,731	58,507
Straits Settlements	—	—	..	..	90	—	—	..	..	151
TOTAL BRITISH EMPIRE	—	—	27,668	86,167	107,607	—	—	18,782	48,781	58,658
Germany	—	—	17,524	8,084	1,090	—	—	18,015	12,188	1,410
France	—	—	1,894	7,599	23,842	—	—	2,128	18,901	48,926
Japan	—	—	136,654	130,268	526	—	—	34,148	26,011	700
Other Foreign Countries	—	—	4,007	1,377	3,260	—	—	2,150	1,807	3,700
TOTAL FOREIGN COUNTRIES	—	—	159,579	147,328	28,724	—		56,441	58,907	54,736
Share of Bengal	—	—	*109,685*	*183,869*	*6,467*	—	—	*44,240*	*53,532*	*10,446*
„ *Bombay*	—	—	*4,824*	*13,610*	*33,734*	—	—	*4,605*	*26,779*	*58,543*
„ *Sind*	—	—	*20,694*	*34,769*	*92,316*	—	—	*10,153*	*16,168*	*39,768*
„ *Madras*	—	—	*8,694*	*1,207*	*1,784*	—	—	*8,187*	*1,057*	*1,718*
„ *Burma*	—	—	*43,450*	*40*	*2,030*	—	—	*8,038*	*52*	*2,919*
TOTAL	—	—	187,247	233,495	136,331	—	—	75,223	1,07,638	1,13,394
Rope (III. P)—	Lbs.	Lbs.	Lbs.	Lbs.	Lbs.					
United Kingdom (*including* Channel Islands)	727,272	552,290	658,622	753,707	551,043	5,89,845	4,50,127	5,59,200	6,78,943	4,57,272
Other British Possessions	1,311	46	134	..	140	1,041	28	34	..	70
TOTAL BRITISH EMPIRE	728,583	552,336	658,756	753,707	551,783	5,90,886	4,50,155	5,59,234	6,78,943	4,57,342
Japan	6,227	43,564	58,106	14,475	18,005	4,058	32,941	41,949	8,054	10,621
United States of America—										
Vid Atlantic Coast	16,200	14,972	19,499	4,538	1,237	19,025	18,368	20,393	5,036	1,624
Other Foreign Countries	2,671	107	1	915	40	2,943	251	1	703	30
TOTAL FOREIGN COUNTRIES	25,098	58,643	72,606	19,928	19,882	26,026	46,550	62,343	13,793	12,275
Share of Bengal	*61,231*	*53,463*	*51,350*	*51,751*	*34,608*	*54,715*	*45,880*	*46,196*	*47,758*	*32,121*
„ *Bombay*	*695,800*	*480,362*	*593,791*	*624,343*	*401,750*	*5,05,410*	*3,93,038*	*5,08,012*	*5,31,886*	*3,92,960*
„ *Sind*	*12,935*	*9,111*	*37,945*	*15,582*	*6,658*	*11,377*	*6,698*	*28,319*	*12,740*	*6,408*
„ *Madras*	*51,146*	*36,803*	*45,879*	*76,346*	*47,845*	*42,410*	*50,204*	*36,791*	*96,473*	*37,207*
„ *Burma*	*3,069*	*940*	*2,397*	*5,613*	*804*	*2,500*	*985*	*2,269*	*4,885*	*861*
TOTAL	753,681	610,979	781,362	773,635	551,665	6,16,912	4,96,705	6,21,577	6,93,736	4,69,617

(a) Separately recorded from 1934-35.

No. 10—*continued*

ARTICLES, AND COUNTRIES OF CONSIGNMENT; ALSO SHARE OF EACH PROVINCE	QUANTITY					VALUE				
	1932-33	1933-34	1934-35	1935-36	1936-37	1932-33	1933-34	1934-35	1935-36	1936-37
						R	R	R	R	R
Textiles—*continued*										
Cotton—*continued*										
***Manufactures*—continued**										
Thread—										
Sewing or Darning (III. P)—	Lbs.	Lbs.	Lbs.	Lbs.	Lbs.					
United Kingdom (*including* Channel Islands)	1,793,707	1,628,630	1,841,154	1,601,659	1,798,753	48,86,641	44,53,521	48,65,865	48,06,769	45,70,882
Other British Possessions	584	687	841	996	526	1,852	1,643	2,705	2,728	1,603
TOTAL BRITISH EMPIRE	1,794,291	1,629,317	1,841,995	1,602,655	1,799,279	48,88,493	44,55,164	48,68,570	48,09,497	45,71,985
Germany	1,465	3,547	1,025	207	1,518	3,625	6,796	2,673	861	4,015
Netherlands	164,878	132,088	218,439	197,989	179,283	4,58,167	3,53,804	6,01,650	4,93,017	4,87,669
Belgium	18,737	22,011	26,292	17,109	21,646	41,112	50,103	59,361	36,962	48,893
France	8,234	8,649	7,218	7,257	9,637	25,946	23,363	24,804	27,783	33,043
Austria	76,961	58,353	98,389	138,792	119,102	1,89,268	1,35,070	2,28,927	3,00,927	2,87,912
Japan	3,240	15,107	68,605	65,805	386,278	6,682	21,438	1,01,971	1,03,983	3,44,038
Other Foreign Countries	5,127	376	1,722	13	41	7,188	1,460	3,691	58	84
TOTAL FOREIGN COUNTRIES	278,642	240,131	422,690	417,172	717,505	7,21,988	5,99,034	10,23,277	9,63,591	11,60,594
Share of Bengal	*493,390*	*455,911*	*493,103*	*558,256*	*686,696*	*13,62,237*	*12,30,093*	*13,01,864*	*14,73,152*	*15,69,964*
" *Bombay*	*816,038*	*741,413*	*1,018,763*	*773,356*	*1,104,736*	*22,56,552*	*20,31,353*	*26,36,597*	*20,59,367*	*23,74,668*
" *Sind*	*137,142*	*155,614*	*192,781*	*174,556*	*134,569*	*2,42,170*	*2,13,245*	*2,68,742*	*2,52,228*	*2,09,181*
" *Madras*	*252,667*	*191,410*	*163,463*	*153,297*	*209,533*	*6,06,716*	*5,17,564*	*4,69,656*	*5,03,474*	*5,35,910*
" *Burma*	*318,696*	*322,100*	*396,475*	*339,862*	*391,103*	*11,42,760*	*10,81,943*	*12,14,988*	*9,84,867*	*10,42,706*
TOTAL	2,072,933	1,869,448	2,264,585	2,019,827	2,516,784	56,10,481	50,54,198	58,91,847	52,73,083	57,32,529
Others (III. P) (a)—										
			Lbs.	Lbs.	Lbs.					
United Kingdom (*including* Channel Islands)	—	—	198,152	212,356	257,369	—	—	6,55,402	6,64,433	7,07,491
Other British Possessions	—	—	263	381	540	—	—	509	1,187	1,110
TOTAL BRITISH EMPIRE	—	—	198,415	212,737	257,909	—	—	6,55,911	6,65,620	7,08,601
Germany	—	—	2,330	5,137	18,329	—	—	9,704	14,646	46,722
Belgium	—	—	1,517	113	..	—	—	5,004	504	—
France	—	—	51,562	41,057	51,844	—	—	3,12,723	2,55,069	2,88,388
Iran	—	—	..	2,278	..	—	—	..	14,402	—
Japan	—	—	311,062	463,661	348,436	—	—	1,91,261	2,28,850	1,89,608
Other Foreign Countries	—	—	2,190	172	42	—	—	5,535	249	89
TOTAL FOREIGN COUNTRIES	—	—	368,661	513,318	419,151	—	—	5,24,227	5,13,720	5,24,802
Share of Bengal	—	—	*293,282*	*445,715*	*316,348*	—	—	*2,69,490*	*3,17,994*	*2,99,091*
" *Bombay*	—	—	*100,656*	*93,962*	*126,715*	—	—	*2,47,073*	*2,18,638*	*2,54,312*
" *Sind*	—	—	*46,286*	*63,674*	*94,964*	—	—	*2,16,355*	*2,15,475*	*2,46,460*
" *Madras*	—	—	*254*	*2,369*	*4,180*	—	—	*1,495*	*9,979*	*13,621*
" *Burma*	—	—	*126,568*	*120,435*	*134,588*	—	—	*3,45,725*	*3,17,254*	*3,19,919*
TOTAL	—	—	567,076	725,055	677,060	—	—	11,80,138	11,79,340	12,33,403
Towels in the piece (III. P)—	Yards	Yards	Yards	Yards	Yards					
TOTAL BRITISH EMPIRE	7,060	7,367	3,507	4,009	4,880	3,933	6,100	1,501	1,702	1,930
TOTAL FOREIGN COUNTRIES	..	..	950	30	30,552	..	..	1,039	46	1,948

(a) Separately recorded from 1934-35.

No. 10—*continued*

ARTICLES, AND COUNTRIES OF CONSIGNMENT; ALSO SHARE OF EACH PROVINCE	QUANTITY					VALUE				
	1932-33	1933-34	1934-35	1935-36	1936-37	1932-33	1933-34	1934-35	1935-36	1936-37
Textiles—continued						R	R	R	R	R
Cotton—continued										
Manufactures—continued										
Towels in the piece (III. P)—*continued*	Yards	Yards	Yards	Yards	Yards					
Share of Bengal	*414*	*657*	*27*	*190*	..	*239*	*365*	*200*	*89*	..
,, *Bombay*	*6,169*	*5,975*	*2,328*	*1,910*	*34,470*	*3,499*	*5,340*	*1,613*	*758*	*3,469*
,, *Sind*	..	*12*	..	*30*	..	..	*6*	..	*46*	..
,, *Madras*	*270*	*660*	*1,210*	*1,554*	*962*	*81*	*229*	*487*	*588*	*389*
,, *Burma*	*307*	*63*	*892*	*355*	..	*114*	*160*	*240*	*268*	..
TOTAL	7,060	7,367	4,457	4,039	35,432	3,933	6,100	2,540	1,749	3,878
Other sorts of manufactures (III. P)—	Lbs.	Lbs.	Lbs.	Lbs.	Lbs.					
United Kingdom (*including* Channel Islands)	525,870	423,545	435,110	412,901	474,758	9,94,429	7,91,643	4,35,925	4,62,529	5,77,708
Ceylon (*excluding* Maldives)	237	1,660	204	22	7,802	502	836	240	27	8,912
Straits Settlements	12,817	17,137	2,516	53,854	56,130	7,642	6,019	1,857	45,974	47,688
Other British Possessions	559	1,584	394	298	2,504	612	2,256	429	422	5,004
TOTAL BRITISH EMPIRE	539,580	443,926	438,224	467,075	541,194	10,03,185	8,00,754	4,38,451	5,08,952	6,39,312
Germany	38,794	22,519	15,154	20,955	12,954	1,06,891	62,884	40,025	24,745	19,061
Netherlands	4,439	875	2,004	1,776	1,911	11,889	1,241	2,944	1,988	2,474
Belgium	22,898	23,728	22,009	50,291	66,088	32,115	32,385	30,340	72,991	75,483
France	109,324	77,949	12,804	1,741	3,598	4,25,735	3,31,689	22,587	2,901	7,940
Italy (*including* Fiume)	74,199	22,846	30,215	30,117	34,177	70,872	34,144	54,727	53,777	58,748
Czechoslovakia	3,804	1,904	300	..	4,275	5,224	2,186	286	..	5,331
Japan	1,207,835	610,743	187,450	153,899	174,687	6,04,457	3,61,325	1,48,234	1,04,079	1,02,099
China (*exclusive* of Hongkong and Macao)	9,563	11,517	7,394	2,855	16,848	10,570	13,546	7,515	3,585	33,302
United States of America—										
Vid Atlantic Coast	10,767	22,541	11,229	12,751	4,374	15,824	20,896	6,928	10,694	5,685
,, Pacific ,,	..	..	..	5	224	..	..	..	1	103
Other Foreign Countries	1,046	1,833	652	1,011	1,370	1,808	1,656	1,045	1,047	1,456
TOTAL FOREIGN COUNTRIES	1,482,769	795,955	289,211	281,401	320,456	12,85,385	8,61,452	3,14,581	2,75,758	3,11,682
Share of Bengal	*1,286,473*	*686,140*	*206,961*	*202,054*	*221,785*	*7,96,767*	*5,24,510*	*1,94,299*	*1,81,755*	*2,12,975*
,, *Bombay*	*300,334*	*206,134*	*230,431*	*291,188*	*365,345*	*4,88,463*	*3,58,964*	*2,55,655*	*3,01,936*	*4,32,290*
,, *Sind*	*55,800*	*71,375*	*28,722*	*48,339*	*70,491*	*1,63,057*	*1,32,496*	*84,164*	*40,959*	*48,886*
,, *Madras*	*64,112*	*48,764*	*36,406*	*29,920*	*33,628*	*1,01,653*	*88,245*	*62,227*	*70,233*	*89,307*
,, *Burma*	*315,589*	*227,468*	*174,915*	*176,975*	*165,471*	*7,38,825*	*5,07,991*	*1,86,587*	*1,32,779*	*1,67,536*
TOTAL	2,022,308	1,239,881	727,435	748,476	861,650	22,88,570	16,62,206	7,53,032	7,84,710	9,50,994
Total of Cotton manufactures (including *Twist and Yarn*)—										
United Kingdom (*including* Channel Islands)	—	—	—	—	—	14,21,95,058	10,42,78,320	12,99,43,957	10,79,24,388	8,86,25,517
Aden and Dependencies	—	—	—	—	—	12,628	7,647	7,387	9,485	5,769
Ceylon (*excluding* Maldives)	—	—	—	—	—	1,12,575	60,092	65,569	59,213	21,057
Straits Settlements	—	—	—	—	—	1,98,262	1,85,523	1,26,409	1,50,827	83,571
Hongkong	—	—	—	—	—	2,98,981	1,26,130	92,621	4,81,176	2,28,980
Union of South Africa	—	—	—	—	—	7,027	4,619	3,077	2,758	239
Kenya Colony	—	—	—	—	—	8,777	11,101	1,390	723	50
Other British Possessions	—	—	—	—	—	6,641	5,004	4,090	2,230	2,352
TOTAL BRITISH EMPIRE	—	—	—	—	—	14,28,39,899	10,46,78,436	13,02,44,500	10,85,80,300	8,89,67,535

No. 10—*continued*

ARTICLES, AND COUNTRIES OF CONSIGNMENT; ALSO *SHARE* OF EACH PROVINCE	QUANTITY					VALUE				
	1932-33	1933-34	1934-35	1935-36	1936-37	1932-33	1933-34	1934-35	1935-36	1936-37
Textiles—*continued*										
Cotton—*concluded*										
Manufactures—concluded										
Total of Cotton manufactures (including *Twist and Yarn*)—continued										
Poland (*including* Danzig)	—	—	—	—	—	41,876	2,464	..	518	10,970
Germany	—	—	—	—	—	8,91,738	3,05,342	4,39,135	4,12,557	5,01,013
Netherlands	—	—	—	—	—	21,23,111	8,07,031	12,88,321	10,83,578	10,39,067
Belgium	—	—	—	—	—	3,29,258	1,15,578	1,77,213	1,84,725	1,97,495
France	—	—	—	—	—	7,12,417	3,00,426	4,05,088	3,62,474	4,76,463
Switzerland	—	—	—	—	—	40,54,928	3,34,667	27,85,505	23,63,538	29,30,555
Italy (*including* Fiume)	—	—	—	—	—	23,10,749	2,20,951	9,03,764	3,39,358	3,74,637
Austria	—	—	—	—	—	10,61,119	2,34,925	9,38,501	7,60,190	8,65,091
Czechoslovakia	—	—	—	—	—	17,797	9,318	20,630	11,968	23,854
Iraq	—	—	—	—	—	4,588	3,328	4,074	5,443	13,374
Iran	—	—	—	—	—	51,564	56,077	57,704	26,737	71,434
Siam	—	—	—	—	—	56,509	49,675	411	792	26
Japan	—	—	—	—	—	10,18,92,255	6,19,32,551	7,05,16,468	8,80,03,055	7,55,58,005
China (*exclusive* of Hong-kong and Macão)	—	—	—	—	—	85,81,772	65,22,160	94,10,121	90,41,288	37,56,780
Egypt	—	—	—	—	—	2,877	1,959	3,160	2,851	417
Portuguese East Africa	—	—	—	—	—	725	7,623	107	43	..
United States of America—*Vid* Atlantic Coast	—	—	—	—	—	33,99,933	17,59,694	3,25,403	2,46,655	1,09,586
,, Pacific ,,	—	—	—	—	—	34	..	93	1,555	169
Other Foreign Countries	—	—	—	—	—	6,398	6,092	7,416	10,059	4,037
TOTAL FOREIGN COUNTRIES	—	—	—	—	—	12,54,39,588	7,27,55,761	8,73,78,219	10,29,54,384	8,58,62,913
Share of Bengal	—	—	—	—	—	*7,13,54,492*	*4,37,03,794*	*5,15,75,123*	*6,15,11,532*	*5,59,06,979*
,, *Bombay*	—	—	—	—	—	*3,13,63,570*	*2,83,93,733*	*2,91,55,136*	*2,69,59,129*	*2,61,06,003*
,, *Sind*	—	—	—	—	—	*5,44,97,423*	*3,03,85,612*	*4,20,79,682*	*3,85,46,196*	*3,46,93,568*
,, *Madras*	—	—	—	—	—	*2,73,58,730*	*1,98,57,674*	*2,06,44,881*	*1,96,33,134*	*1,71,13,432*
,, *Burma*	—	—	—	—	—	*3,37,05,272*	*2,00,90,384*	*2,31,68,397*	*2,56,84,703*	*2,10,10,471*
TOTAL	—	—	—	—	—	26,82,79,487	17,74,34,197	21,76,17,719	21,15,34,684	17,48,30,448
Total of Cotton, Raw and Manufactures	—	—	—	—	—	34,08,52,769	21,30,04,891	27,04,57,608	27,89,22,844	23,33,02,439
Fents, being *bond fide* remnants of piece goods or other fabrics—										
Of cotton, not exceeding 4 yards in length (III. T) (a)—										
United Kingdom (*including* Channel Islands)	—	—	—	—	Lbs. 1,467,931	—	—	—	—	9,70,688
Germany	—	—	—	—	4,359	—	—	—	—	1,845
Switzerland	—	—	—	—	10,508	—	—	—	—	15,359
Japan	—	—	—	—	4,461,842	—	—	—	—	27,56,615
United States of America—*Vid* Atlantic Coast	—	—	—	—	555,402	..	—	—	—	2,67,091
TOTAL FOREIGN COUNTRIES	—	—	—	—	5,032,111	—	—	—	—	30,40,910
Share of Bengal	—	—	—	—	*681,219*	—	—	—	—	*3,23,032*
,, *Bombay*	—	—	—	—	*5,012,224*	—	—	—	—	*35,10,163*
,, *Sind*	—	—	—	—	*173,069*	..	—	—	—	*1,54,308*
,, *Madras*	—	—	—	—	*29,936*	—	—	—	—	*21,232*
,, *Burma*	—	—	—	—	*3,594*	—	—	—	—	*2,373*
TOTAL { Lbs. / = Yds.	— / —	— / —	— / —	— / —	6,500,042 / =31,994,186	—	—	—	—	40,11,598

(a) Separately recorded from 1936-37.

No. 10—*continued*

ARTICLES, AND COUNTRIES OF CONSIGNMENT; ALSO SHARE OF EACH PROVINCE	QUANTITY					VALUE				
	1932-33	1933-34	1934-35	1935-36	1936-37	1932-33	1933-34	1934-35	1935-36	1936-37
										R
Textiles—*continued*										
Fents, being *bond fide* remnants of piecegoods or other fabrics —*continued*										
Of Silk, Artificial silk, Silk mixture or Artificial silk mixture not exceeding 2½ yards in length (III. T) (*a*)—					Lbs.					
United Kingdom (*including* Channel Islands) . .	—	—	—	—	302,366	—	—	—	—	1,52,050
Japan	—	—	—	—	6,568,554	—	—	—	—	54,54,793
United States of America—										
Vid Atlantic Coast . .	—	—	—	—	35,142	—	—	—	—	18,252
Other Foreign Countries .	—	—	—	—	1,575	—	—	—	—	3,018
TOTAL FOREIGN COUNTRIES.	—	—	—	—	6,605,271	—	—	—	—	54,76,063
Share of Bengal . . .	—	—	—	—	*1,497,260*	—	—	—	—	*11,36,441*
,, *Bombay* . .	—	—	—	—	*5,345,491*	—	—	—	—	*44,37,617*
,, *Sind* . . .	—	—	—	—	*36,311*	—	—	—	—	*31,350*
,, *Madras* . .	—	—	—	—	*21,871*	—	—	—	—	*17,539*
,, *Burma* . .	—	—	—	—	*6,704*	—	—	—	—	*5,175*
TOTAL .	—	—	—	—	6,907,637	—	—	—	—	56,28,122
Of other materials not exceeding 4 yards in length (III. T) (*a*)—					Lbs.					
United Kingdom (*including* Channel Islands) . .	—	—	—	—	85,650	—	—	—	—	82,613
Japan	—	—	—	—	107,181	—	—	—	—	49,382
Share of Bengal . . .	—	—	—	—	*28,990*	—	—	—	—	*17,255*
,, *Bombay* . .	—	—	—	—	*156,590*	—	—	—	—	*1,04,534*
,, *Sind* . . .	—	—	—	—	*6,491*	..	—	—	—	*3,718*
,, *Madras* . .	—	—	—	—	*354*	—	—	—	—	*186*
,, *Burma* . .	—	—	—	—	*485*	—	—	—	—	*1,302*
TOTAL .	—	—	—	—	192,840	—	—	—	—	1,31,995
Total of Fents, etc.—					Lbs.					
United Kingdom (*including* Channel Islands) . .	—	—	—	—	1,855,056	—	—	—	—	12,05,360
Switzerland	—	—	—	—	11,325	—	—	—	—	16,651
Japan	—	—	—	—	11,137,577	—	—	—	—	82,60,790
United States of America—										
Vid Atlantic Coast . .	—	—	—	—	590,544	—	—	—	—	2,85,343
Other Foreign Countries .	—	—	—	—	5,117	—	—	—	—	3,571
TOTAL FOREIGN COUNTRIES .	—	—	—	—	11,744,563	—	—	—	—	85,66,355

(*a*) Separately recorded from 1936-37.

No. 10—*continued*

ARTICLES, AND COUNTRIES OF CONSIGNMENT; ALSO SHARE OF EACH PROVINCE	QUANTITY					VALUE				
	1932-33	1933-34	1934-35	1935-36	1936-37	1932-33	1933-34	1934-35	1935-36	1936-37
						R	R	R	R	R
Textiles—*continued*										
Fents, being *bond-fide* remnants of piece goods or other fabrics —*concluded*										
					Lbs.					
Total of Fents, etc.—continued										
Share of Bengal	—	—	—	—	*2,207,469*	—	—	—	—	*14,76,718*
„ *Bombay*	—	—	—	—	*11,114,235*	—	—	—	—	*80,62,314*
„ *Sind*	—	—	—	—	*215,871*	—	—	—	—	*1,94,376*
„ *Madras*	—	—	—	—	*52,161*	—	—	—	—	*38,957*
„ *Burma*	—	—	—	—	*10,783*	—	—	—	—	*9,350*
TOTAL	—	—	—	—	13,600,519	—	—	—	—	97,71,715
Fents of all descriptions not exceeding 4 yards in length (III. T) (*a*):—										
			Yards	Yards						
United Kingdom (*including* Channel Islands)	—	—	9,237,849	7,630,739	—	—	—	12,90,340	9,60,493	—
Other British Possessions	—	—	34,128	26,007	—	—	—	8,065	5,319	—
TOTAL BRITISH EMPIRE	—	—	9,271,977	7,656,746	—	—	—	12,98,405	9,65,812	—
Germany	—	—	43,952	9,980	—	—	—	6,516	2,493	—
Switzerland	—	—	84,114	73,645	—	—	—	26,167	23,832	—
Italy (*including* Fiume)	—	—	21,392	20,632	—	—	—	6,884	3,813	—
Japan	—	—	36,709,688	34,759,506	—	—	—	66,00,008	55,35,799	—
United States of America— *Vid* Atlantic Coast	—	—	6,084,616	6,039,389	—	—	—	6,51,270	6,41,225	—
„ Pacific „	—	—	25	250	—	—	—	5	50	—
Other Foreign Countries	—	—	23,334	17,801	—	—	—	6,433	5,567	—
TOTAL FOREIGN COUNTRIES	—	—	42,967,121	40,021,203	—	—	—	72,97,292	62,17,779	—
Share of Bengal	—	—	*10,663,299*	*5,808,258*	—	—	—	*16,27,245*	*5,59,649*	—
„ *Bombay*	—	—	*37,533,407*	*41,340,364*	—	—	—	*62,81,151*	*63,50,143*	—
„ *Sind*	—	—	*3,482,020*	*1,059,324*	—	—	—	*5,90,443*	*1,94,539*	—
„ *Madras*	—	—	*246,684*	*360,489*	—	—	—	*34,827*	*47,113*	—
„ *Burma*	—	—	*313,688*	*9,614*	—	—	—	*69,031*	*2,128*	—
TOTAL	—	—	52,239,098	48,577,949	—	—	—	85,95,697	71,83,591	—
Flax—										
Raw (II. Q)—	Lbs.	Lbs.	Lbs.	Lbs.	Lbs.					
United Kingdom (*including* Channel Islands)	..	4,619	280	..	..	..	779	287	..	..
United States of America—										
Vid Atlantic Coast	..	..	..	14	..	..	..	..	27	..
Share of Bengal	..	..	*168*	*14*	..	..	..	*176*	*27*	..
„ *Bombay*	..	*4,619*	*112*	..	..	..	*779*	*61*	..	..
TOTAL	..	4,619	280	14	..	..	779	287	27	..

(*a*) Separately recorded from 1934-35 and discontinued from 1936-37.

No. 10—*continued*

ARTICLES, AND COUNTRIES OF CONSIGNMENT; ALSO SHARE OF EACH PROVINCE	QUANTITY					VALUE				
	1932-33	1933-34	1934-35	1935-36	1936-37	1932-33	1933-34	1934-35	1935-36	1936-37
						R	R	R	R	R
Textiles—*continued*										
Flax—*continued*										
Twist and yarn (III. T)—	Lbs.	Lbs.	Lbs.	Lbs.	Lbs.					
United Kingdom (*including* Channel Islands)	18,106	4,995	16,634	22,715	24,889	11,492	3,942	15,355	32,188	25,989
TOTAL FOREIGN COUNTRIES	45	508	3	3,960	112	60	369	6	3,588	200
Share of Bengal	*13,106*	*4,623*	*13,546*	*11,631*	*22,708*	*11,492*	*3,870*	*11,340*	*12,176*	*23,163*
,, *Bombay*	*45*	*662*	*116*	*410*	..	*60*	*380*	*285*	*400*	..
,, *Sind*	..	..	*2,955*	*13,632*	*2,243*	..	..	*3,220*	*17,073*	*3,026*
,, *Madras*	..	..	*20*	*2,602*	..	..	..	*16*	*6,127*	..
,, *Burma*	..	*218*	..	..	..	..	*61*	..	..	..
TOTAL	13,151	5,503	16,637	26,675	24,951	11,552	4,311	15,361	35,776	26,189
Manufactures—										
Canvas (III. T)—	Yards	Yards	Yards	Yards	Yards					
United Kingdom (*including* Channel Islands)	1,041,515	1,048,750	1,162,201	887,631	937,895	7,81,802	8,34,363	9,23,844	8,64,564	8,80,079
Irish Free State (a)	—	3,940	43,169	3,060	..	—	716	13,808	1,111	..
Other British Possessions	20	77	72	16	128	20	90	80	12	74
TOTAL BRITISH EMPIRE	1,041,535	1,052,767	1,205,442	890,707	938,023	7,81,822	8,35,169	9,37,182	8,65,687	8,80,153
TOTAL FOREIGN COUNTRIES	4,931	7,770	13,438	7,033	8,280	3,669	6,639	6,200	3,918	2,588
Share of Bengal	*618,425*	*507,637*	*545,781*	*437,010*	*419,989*	*5,60,662*	*5,01,862*	*5,38,154*	*5,19,865*	*5,30,853*
,, *Bombay*	*269,193*	*412,708*	*520,228*	*330,469*	*405,382*	*1,46,534*	*2,44,149*	*2,97,259*	*2,40,979*	*2,58,370*
,, *Sind*	*33,151*	*44,370*	*75,424*	*29,725*	*28,656*	*28,276*	*20,838*	*46,339*	*20,757*	*20,164*
,, *Madras*	*23,076*	*33,719*	*19,967*	*20,059*	*48,783*	*17,516*	*29,856*	*14,764*	*14,041*	*35,585*
,, *Burma*	*42,621*	*62,103*	*57,480*	*81,377*	*43,493*	*32,003*	*45,103*	*46,866*	*73,962*	*37,769*
TOTAL	1,046,466	1,060,537	1,218,880	898,640	946,303	7,84,991	8,41,808	9,43,382	8,69,605	8,82,741
Piecegoods (III. T)—	Yards	Yards	Yards	Yards	Yards					
United Kingdom (*including* Channel Islands)	552,483	462,804	310,124	249,872	249,128	2,49,763	2,01,580	1,88,529	1,76,387	1,53,425
Other British Possessions	452	311	924	569	487	280	441	986	820	521
TOTAL BRITISH EMPIRE	552,935	463,115	311,048	250,441	249,610	2,50,043	2,02,021	1,84,515	1,77,207	1,53,946
Belgium	..	349	2,825	757	1,719	..	147	7,186	885	2,116
Japan	..	..	800	9,913	35,008	..	..	222	2,979	10,271
Other Foreign Countries	2,066	584	6,561	838	1,624	2,379	567	4,067	1,189	2,231
TOTAL FOREIGN COUNTRIES	2,066	933	9,776	11,508	38,351	2,379	714	11,425	5,053	14,618
Share of Bengal	*28,326*	*25,346*	*60,797*	*60,348*	*46,221*	*23,377*	*22,430*	*51,600*	*51,603*	*39,264*
,, *Bombay*	*505,375*	*406,896*	*138,628*	*97,032*	*100,126*	*2,12,586*	*1,60,228*	*80,356*	*68,653*	*65,358*
,, *Sind*	*11,791*	*18,584*	*90,204*	*77,727*	*125,333*	*7,189*	*8,721*	*33,218*	*35,598*	*47,729*
,, *Madras*	*6,216*	*9,168*	*21,407*	*15,724*	*13,303*	*5,270*	*8,100*	*21,350*	*13,818*	*13,165*
,, *Burma*	*3,294*	*4,114*	*9,788*	*11,138*	*2,923*	*3,500*	*3,956*	*9,516*	*12,583*	*3,948*
TOTAL	555,001	464,048	320,824	261,949	287,961	2,52,422	2,02,785	1,95,940	1,82,260	1,68,564

(a) Prior to 1933-34 included under the United Kingdom.

No. 10—*continued*

ARTICLES, AND COUNTRIES OF CONSIGNMENT; ALSO SHARE OF EACH PROVINCE	QUANTITY					VALUE				
	1932-33	1933-34	1934-35	1935-36	1936-37	1932-33	1933-34	1934-35	1935-36	1936-37
Textiles—*continued*						R	R	R	R	R
Flax—*continued*										
***Manufactures*—continued**										
Thread, sewing (III. T)—	Lbs.	Lbs.	Lbs.	Lbs.	Lbs.					
United Kingdom (*including* Channel Islands)	113,136	113,411	101,771	106,503	49,269	1,72,211	1,62,986	1,79,462	1,93,453	1,02,107
Other British Possessions	..	660	110	450	6	..	1,225	387	403	11
TOTAL BRITISH EMPIRE	113,136	114,071	101,881	106,953	49,275	1,72,211	1,64,211	1,79,849	1,93,856	1,02,118
Austria	6,019	7,375	2,297	..	..	7,857	5,102	5,423	..	..
Japan	..	230	760	4,673	2,860	..	455	1,114	6,473	3,072
Other Foreign Countries	4,094	3,364	2,182	1,335	1,129	6,437	4,448	4,694	3,198	2,102
TOTAL FOREIGN COUNTRIES	10,113	10,969	5,239	6,008	3,989	13,794	10,005	11,231	9,671	5,174
Share of Bengal	*77,466*	*86,035*	*67,321*	*74,662*	*29,312*	*98,653*	*1,03,238*	*1,11,831*	*1,21,691*	*57,117*
„ *Bombay*	*22,733*	*15,278*	*15,758*	*14,524*	*6,166*	*47,030*	*31,874*	*37,477*	*39,659*	*20,473*
„ *Sind*	*4,028*	*7,196*	*6,845*	*22*	..	*6,995*	*10,869*	*9,495*	*91*	..
„ *Madras*	*7,047*	*11,079*	*10,937*	*15,489*	*11,795*	*14,673*	*19,132*	*20,581*	*27,887*	*20,468*
„ *Burma*	*11,975*	*5,402*	*5,759*	*8,264*	*5,989*	*18,654*	*9,103*	*11,696*	*14,159*	*9,234*
TOTAL	123,249	125,040	107,120	112,961	53,264	1,86,005	1,74,216	1,91,080	2,03,587	1,07,292
Other sorts (III. T)—	Lbs.	Lbs.	Lbs.	Lbs.	Lbs.					
United Kingdom (*including* Channel Islands)	251,473	231,442	256,449	289,528	248,254	3,85,797	3,81,247	3,69,913	4,68,129	4,45,301
Other British Possessions	7,236	9,723	14,207	237	7,780	5,272	4,627	1,852	245	1,939
TOTAL BRITISH EMPIRE	258,709	241,165	270,656	289,765	256,034	3,91,069	3,85,874	3,71,765	4,68,374	4,47,240
Germany	2,984	776	1,780	4,029	4,658	3,021	914	3,057	4,336	6,128
Austria	4,112	5,613	3,072	2,261	..	5,381	6,264	4,160	2,811	..
Czechoslovakia	12,150	15,716	15,790	8,235	10,940	13,883	18,325	17,690	10,076	15,270
Japan	15,261	23,207	16,768	10,419	25,378	17,206	20,362	15,078	10,585	23,154
China (*exclusive* of Hongkong and Macao)	3,359	281	39	133	10,377	5,925	1,387	178	531	24,750
Other Foreign Countries	2,186	6,642	943	1,790	192	3,970	7,115	1,110	4,086	616
TOTAL FOREIGN COUNTRIES.	40,054	52,235	39,292	26,867	51,545	49,383	54,367	41,268	33,325	69,927
Share of Bengal	*132,833*	*129,183*	*122,299*	*139,849*	*131,304*	*2,01,308*	*1,38,531*	*1,59,347*	*2,36,401*	*2,33,585*
„ *Bombay*	*91,140*	*91,027*	*91,796*	*137,693*	*122,551*	*1,46,866*	*1,26,472*	*1,36,917*	*2,01,137*	*1,96,995*
„ *Sind*	*21,290*	*30,193*	*48,850*	*8,405*	*12,019*	*36,058*	*74,178*	*56,342*	*19,028*	*26,283*
„ *Madras*	*14,931*	*18,740*	*22,134*	*3,987*	*9,755*	*18,569*	*13,702*	*24,987*	*4,978*	*13,269*
„ *Burma*	*38,519*	*24,257*	*24,369*	*26,698*	*31,950*	*37,751*	*37,358*	*34,940*	*40,155*	*47,035*
TOTAL	298,763	293,400	309,948	316,632	307,579	4,40,452	4,40,241	4,12,533	5,01,699	5,17,167
Total of Flax manufactures (including *Twist and yarn*)—										
United Kingdom (*including* Channel Islands)	—	—	—	—	—	16,00,565	15,84,118	16,71,603	17,34,721	16,00,501
Irish Free State*	—	—	—	—	—	—	1,941	14,871	1,896	..
Other British Possessions	—	—	—	—	—	5,572	5,158	1,692	695	2,545
TOTAL BRITISH EMPIRE	—	—	—	—	—	16,06,137	15,91,217	16,88,166	17,37,312	16,03,046
Germany	—	—	—	—	—	6,322	2,362	5,060	5,862	6,855
Belgium	—	—	—	—	—	1,822	1,099	2,390	1,465	2,136
France	—	—	—	—	—	2,100	707	6,008	990	1,697
Italy (*including* Fiume)	—	—	—	—	—	4,636	10,711	1,969	781	..
Austria	—	—	—	—	—	12,738	11,366	9,582	2,811	..

*Prior to 1933-34 included under the United Kingdom.

No. 10—*continued*

ARTICLES AND COUNTRIES OF CONSIGNMENT; ALSO SHARE OF EACH PROVINCE	Quantity					Value				
	1932-33	1933-34	1934-35	1935-36	1936-37	1932-33	1933-34	1934-35	1935-36	1936-37
						R	R	R	R	R
Textiles—*continued*										
Flax—*concluded*										
***Manufactures*—concluded**										
***Total of Flax manufactures* (including *Twist and yarn*) —continued**										
Czechoslovakia	—	—	—	—	—	14,975	10,074	17,810	10,076	17,300
Japan	—	—	—	—	—	18,054	22,084	19,221	27,541	38,943
China (*exclusive* of Hongkong and Macão)	—	—	—	—	—	5,929	1,456	178	573	24,784
Other Foreign Countries	—	—	—	—	—	2,709	3,235	842	5,506	792
TOTAL FOREIGN COUNTRIES	—	—	—	—	—	69,285	72,094	70,130	55,555	92,507
Share of Bengal	—	—	—	—	—	*8,95,892*	*8,19,931*	*8,72,672*	*9,41,737*	*8,83,032*
,, *Bombay*	—	—	—	—	—	*5,53,076*	*5,63,103*	*5,52,294*	*5,50,333*	*5,41,196*
,, *Sind*	—	—	—	—	—	*78,518*	*1,14,606*	*1,48,614*	*92,547*	*97,202*
,, *Madras*	—	—	—	—	—	*56,028*	*70,790*	*81,698*	*66,851*	*82,437*
,, *Burma*	—	—	—	—	—	*91,908*	*94,881*	*1,03,018*	*1,40,899*	*97,086*
TOTAL	—	—	—	—	—	16,75,422	16,63,811	17,58,296	17,92,867	17,01,953
Total of Flax raw and manufactures	—	—	—	—	—	16,75,422	16,64,090	17,58,538	17,92,894	17,01,953
Haberdashery and Millinery—Lace and Embroidery (III. T)—										
United Kingdom (*including* Channel Islands)	—	—	—	—	—	2,02,333	2,08,632	2,57,875	1,92,720	1,70,869
Hongkong	—	—	—	—	—	566	1,818	235	333	7,678
Other British Possessions	—	—	—	—	—	763	1,437	3,218	1,062	..
TOTAL BRITISH EMPIRE	—	—	—	—	—	2,03,662	2,11,887	2,60,878	1,94,115	1,78,547
Denmark	—	—	—	—	—	..	7,151	..	..	..
Germany	—	—	—	—	—	5,12,760	4,88,592	4,81,627	5,74,998	5,43,384
France	—	—	—	—	—	93,495	66,300	41,771	46,153	60,803
Switzerland	—	—	—	—	—	2,68,968	1,57,407	1,48,003	1,82,385	4,69,021
Italy (*including* Fiume)	—	—	—	—	—	6,05,023	5,30,219	7,10,352	4,15,966	2,63,113
Austria	—	—	—	—	—	1,21,163	69,823	52,170	1,01,520	89,689
Czechoslovakia	—	—	—	—	—	40,017	18,972	2,479	7,188	8,013
Japan	—	—	—	—	—	44,109	43,188	2,42,058	1,87,368	3,53,789
China (*exclusive* of Hongkong and Macão)	—	—	—	—	—	202	1,470	4,103	3,529	26,871
Other Foreign Countries	—	—	—	—	—	3,697	6,112	4,573	5,869	2,280
TOTAL FOREIGN COUNTRIES	—	—	—	—	—	17,82,234	13,89,234	16,87,336	15,24,974	18,17,023
Share of Bengal	—	—	—	—	—	*1,46,758*	*2,18,653*	*1,74,218*	*1,36,206*	*1,67,669*
,, *Bombay*	—	—	—	—	—	*8,09,414*	*6,45,291*	*8,47,650*	*6,67,234*	*8,73,139*
,, *Sind*	—	—	—	—	—	*8,64,339*	*5,21,827*	*6,51,775*	*6,43,618*	*5,95,238*
,, *Madras*	—	—	—	—	—	*5,659*	*7,377*	*5,704*	*2,333*	*4,635*
,, *Burma*	—	—	—	—	—	*2,49,726*	*2,07,473*	*2,13,367*	*2,69,643*	*3,54,339*
TOTAL	—	—	—	—	—	20,75,896	16,01,121	18,98,214	17,19,089	19,95,570
			Yards	Yards	Yards					
Ribbons (III. T) (*a*)—										
United Kingdom (*including* Channel Islands)	—	—	462,263	358,044	322,177	—	—	27,104	25,520	22,882
Other British Possessions	—	—	234	8,650	40	—	—	29	145	5
TOTAL BRITISH EMPIRE	—	—	462,497	366,694	322,217	—	—	27,133	25,665	22,887
Germany	—	—	3,803,667	3,105,924	2,633,351	—	—	93,563	71,969	53,803
France	—	—	147,038	22,220	89,561	—	—	10,511	3,611	5,028
Switzerland	—	—	146,184	28,827	13,559	—	—	6,030	1,558	1,582
Italy (*including* Fiume)	—	—	255,450	126,526	..	—	—	7,712	2,535	..
Czechoslovakia	—	—	1,103,926	299,492	20,550	—	—	41,255	9,035	1,269
Japan	—	—	4,356,339	8,410,336	10,714,093	—	—	93,274	1,24,543	1,34,569
Other Foreign Countries	—	—	165,084	260	26,934	—	—	4,055	37	235
TOTAL FOREIGN COUNTRIES	—	—	9,078,288	11,993,585	13,498,548	—	—	2,57,300	2,13 288	1,96,401

(*a*) Separately recorded from 1934-35.

No. 10—*continued*

ARTICLES, AND COUNTRIES OF CONSIGNMENT; ALSO SHARE OF EACH PROVINCE	QUANTITY					VALUE				
	1932-33	1933-34	1934-35	1935-36	1936-37	1932-33	1933-34	1934-35	1935-36	19 36-37
Textiles—*continued*						R	R	R	R	R
Haberdashery and Millinery—*continued*										
Ribbons (III. T) (*a*)—*continued*			Yards	Yards	Yards					
Share of Bengal . . .	—	—	*1,363,783*	*2,084,030*	*2,060,614*	—	—	*33,646*	*35,186*	*36,151*
„ *Bombay* . . .	—	—	*4,566,223*	*4,585,861*	*4,495,949*	—	—	*1,28,081*	*96,750*	*86,048*
„ *Sind* . . .	—	—	*831,431*	*1,237,029*	*1,624,361*	—	—	*30,057*	*23,964*	*28,421*
„ *Madras* . . .	—	—	*2,754,033*	*3,246,473*	*4,312,310*	—	—	*55,516*	*44,607*	*50,038*
„ *Burma* . . .	—	—	*935,267*	*1,316,896*	*887,031*	—	—	*38,134*	*38,446*	*20,120*
TOTAL .	—	—	10,440,765	12,360,279	13,820,765	—	—	2,84,433	2,38,953	2,19,378
Towels not in the piece (III. T)—	No.	No.	No.	No.	No.					
United Kingdom (*including* Channel Islands) . .	52,922	62,719	54,225	62,832	77,467	31,286	53,019	42,650	48,977	54,201
Hongkong	40,445	25,614	15,783	15,958	24,049	5,368	3,405	2,247	1,627	2,285
Other British Possessions .	2,026	2,062	3,091	13,615	933	701	512	661	3,770	316
TOTAL BRITISH EMPIRE	95,393	90,395	73,099	92,405	102,449	37,355	56,936	45,558	54,374	56,802
Japan	5,685,984	5,118,011	3,688,955	2,479,203	2,632,366	10,00,601	9,31,321	7,11,152	4,79,589	4,67,248
China (*exclusive* of Hongkong and Macão) . . .	31,069	44,796	18,791	26,710	54,130	4,016	4,654	2,132	2,229	7,818
Other Foreign Countries .	1,162	4,532	5,739	5,152	11,469	1,263	1,930	1,835	1,835	2,169
TOTAL FOREIGN COUNTRIES	5,718,215	5,167,339	3,713,485	2,511,065	2,747,965	10,05,880	9,37,905	7,15,119	4,83,603	4,77,235
Share of Bengal . .	*166,067*	*89,242*	*44,957*	*47,609*	*45,472*	*18,412*	*26,225*	*11,151*	*17,984*	*20,153*
„ *Bombay* . .	*201,148*	*1,190,653*	*192,319*	*91,392*	*71,193*	*38,685*	*1,47,997*	*34,325*	*32,891*	*23,240*
„ *Sind* . . .	*1,793*	*42,098*	*15,077*	*13,492*	*19,618*	*1,443*	*11,718*	*4,238*	*7,674*	*7,114*
„ *Madras* . .	*13,512*	*196,600*	*71,362*	*108,017*	*148,639*	*2,462*	*37,962*	*17,202*	*27,002*	*35,177*
„ *Burma* . .	*6,431,158*	*3,738,536*	*3,462,879*	*2,343,960*	*2,565,492*	*9,82,938*	*7,70,939*	*6,93,761*	*4,52,426*	*4,48,353*
TOTAL .	5,813,608	5,257,734	3,786,584	2,603,470	2,850,414	10,43,235	9,94,841	7,60,677	5,37,977	5,34,037
Other sorts (III. T)—										
United Kingdom (*including* Channel Islands) . .	—	—	—	—	—	10,72,261	10,10,533	9,21,404	8,33,203	7,85,950
Straits Settlements . .	—	—	—	—	—	6,702	3,738	3,188	3,255	1,604
Hongkong	—	—	—	—	—	14,645	24,522	60,532	50,725	65,855
Other British Possessions .	—	—	—	—	—	9,291	9,382	4,312	6,696	6,357
TOTAL BRITISH EMPIRE	—	—	—	—	—	11,02,899	10,48,175	9,94,436	8,93,879	8,59,766
Germany	—	—	—	—	—	3,02,255	4,81,682	2,76,619	3,46,759	2,58,687
Netherlands . . .	—	—	—	—	—	6,750	715	928	1,649	389
Belgium	—	—	—	—	—	6,028	3,961	2,100	3,667	14,630
France	—	—	—	—	—	1,28,114	77,516	38,907	44,151	27,702
Switzerland	—	—	—	—	—	35,504	57,036	25,127	17,414	24,224
Italy (*including* Fiume) .	—	—	—	—	—	2,35,344	1,57,252	1,58,617	93,966	46,164
Austria	—	—	—	—	—	35,978	24,084	18,500	11,658	4,227
Czechoslovakia . . .	—	—	—	—	—	2,12,689	1,35,376	49,762	37,908	36,908
Japan	—	—	—	—	—	7,64,285	7,47,501	21,11,164	18,22,989	22,32,517
China (*exclusive* of Hongkong and Macão) . . .	—	—	—	—	—	72,188	95,351	66,567	79,465	1,59,725
Egypt	—	—	—	—	—	426	154	66	8,284	..
United States of America—										
Vid Atlantic Coast . .	—	—	—	—	—	1,51,684	25,785	44,676	31,887	18,684
„ Pacific „ . .	—	—	—	—	—	2,008	157	1,570	654	626
Other Foreign Countries .	—	—	—	—	—	4,814	5,194	3,643	4,718	1,200
TOTAL FOREIGN COUNTRIES	—	—	—	—	—	25,57,957	18,12,764	27,98,246	25,10,164	28,25,688

(*a*) Separately recorded from 1934-35.

No. 10—*continued*

ARTICLES, AND COUNTRIES OF CONSIGNMENT; ALSO SHARE OF EACH PROVINCE	QUANTITY					VALUE				
	1932-33	1933-34	1934-35	1935-36	1936-37	1932-33	1933-34	1934-35	1935-36	1936-37
						R	R	R	R	R
Textiles—*continued*										
Haberdashery and Millinery—*concluded*										
Other Sorts (III. T)—continued										
Share of Bengal	—	—	—	—	—	*9,04,727*	*6,97,256*	*7,47,325*	*6,78,293*	*6,43,859*
,, *Bombay*	—	—	—	—	—	*16,12,295*	*12,93,506*	*22,82,447*	*19,84,206*	*22,78,693*
,, *Sind*	—	—	—	—	—	*5,37,943*	*4,38,318*	*3,63,469*	*3,32,860*	*3,28,895*
,, *Madras*	—	—	—	—	—	*2,96,930*	*1,81,140*	*1,30,632*	*1,18,314*	*1,17,977*
,, *Burma*	—	—	—	—	—	*3,08,961*	*2,00,719*	*2,68,809*	*2,95,370*	*3,16,125*
TOTAL	—	—	—	—	—	36,60,856	28,60,939	37,92,682	34,09,043	36,85,449
Total of Haberdashery and Millinery—										
United Kingdom (*including* Channel Islands)	—	—	—	—	—	13,95,880	12,72,184	12,48,533	11,00,420	10,33,902
Ceylon (*excluding* Maldives)	—	—	—	—	—	3,645	3,560	2,114	6,403	3,374
Straits Settlements	—	—	—	—	—	7,580	5,370	9,260	9,048	1,695
Hongkong	—	—	—	—	—	20,579	29,745	63,084	52,685	75,823
Other British Possessions	—	—	—	—	—	6,231	6,139	5,034	4,477	3,208
TOTAL BRITISH EMPIRE	—	—	—	—	—	14,33,916	13,16,998	13,28,005	11,73,033	11,18,002
Denmark	—	—	—	—	—	4	7,153	553	195	7
Germany	—	—	—	—	—	13,15,803	9,70,345	8,02,160	9,93,994	8,55,880
Netherlands	—	—	—	—	—	6,750	1,404	2,835	4,274	2,668
Belgium	—	—	—	—	—	9,514	5,431	6,487	9,832	14,630
France	—	—	—	—	—	2,21,614	1,48,816	91,215	93,940	93,765
Switzerland	—	—	—	—	—	3,54,472	2,14,443	1,79,160	2,01,362	4,94,827
Italy (*including* Fiume)	—	—	—	—	—	9,32,270	6,87,471	8,76,681	5,12,477	3,09,277
Austria	—	—	—	—	—	1,57,136	93,907	73,002	1,13,196	93,980
Czechoslovakia	—	—	—	—	—	2,53,606	1,54,348	93,496	54,144	45,190
Japan	—	—	—	—	—	18,08,945	17,22,010	31,57,649	26,14,439	31,88,123
China (*exclusive* of Hongkong and Macao)	—	—	—	—	—	76,406	1,02,475	72,808	85,223	1,94,571
Egypt	—	—	—	—	—	426	154	101	8,284	37
United States of America—										
Vid Atlantic Coast	—	—	—	—	—	1,51,880	31,007	47,022	33,342	20,488
,, Pacific	—	—	—	—	—	2,208	168	1,633	667	760
Other Foreign Countries	—	—	—	—	—	5,037	5,271	3,200	6,660	1,279
TOTAL FOREIGN COUNTRIES	—	—	—	—	—	53,46,071	41,39,903	54,08,001	47,32,029	53,16,432
Share of Bengal	—	—	—	—	—	*10,69,397*	*9,43,184*	*9,71,340*	*8,67,669*	*8,67,632*
,, *Bombay*	—	—	—	—	—	*24,60,394*	*20,36,794*	*32,92,503*	*27,81,081*	*32,61,030*
,, *Sind*	—	—	—	—	—	*14,03,725*	*10,21,363*	*10,49,539*	*10,08,116*	*9,57,668*
,, *Madras*	—	—	—	—	—	*3,05,051*	*2,26,079*	*2,09,053*	*1,92,311*	*2,08,417*
,, *Burma*	—	—	—	—	—	*15,40,920*	*11,79,131*	*12,13,571*	*10,55,885*	*11,39,487*
TOTAL	—	—	—	—	—	67,79,987	54,56,901	67,36,006	59,05,062	64,34,434
Hemp—										
Raw (II. Q)—	Cwts.	Cwts.	Cwts.	Cwts.	Cwts.					
Hongkong	3,485	..	..	..	..	62,026	..	..	..	..
Kenya Colony	40	305	199	101	611	442	3,853	2,510	1,880	12,221
Commonwealth of Australia	..	..	..	..	495	..	..	..	..	5,347
Newzealand	..	..	..	..	606	..	..	..	..	9,183
Other British Possessions	74	227	20	284	34	1,509	3,438	192	3,826	833
TOTAL BRITISH EMPIRE	3,599	532	219	385	1,746	63,977	7,271	2,702	5,706	27,584
Belgium	..	29	34	132	92	..	1,209	1,393	5,996	4,274
Italy (*including* Fiume)	65	40	112	40	..	3,520	3,584	5,091	3,009	..
Sumatra	435	1,412	190	..	..	5,196	18,056	2,100	..	..
Java	2,090	1,497	2,005	1,479	1,082	38,266	16,438	19,561	18,634	14,792
Philippines	14,876	18,510	18,886	21,782	31,722	2,20,680	2,20,852	1,92,882	2,83,873	5,84,396
China (*exclusive* of Hongkong and Macao)	2,241	..	..	..	..	39,222	..	..	..	..
Other Foreign Countries	..	53	14	32	64	..	762	655	1,279	2,188
TOTAL FOREIGN COUNTRIES	20,607	21,541	21,241	23,465	32,960	3,06,884	2,60,901	2,21,582	3,12,791	5,55,650

No. 10—*continued*

ARTICLES, AND COUNTRIES OF CONSIGNMENT; ALSO SHARE OF EACH PROVINCE	Quantity					Value				
	1932-33	1933-34	1934-35	1935-36	1936-37	1932-33	1933-34	1934-35	1935-36	1936-37
						R	R	R	R	R
Textiles—*continued*										
Hemp—*continued*										
Raw (*II. Q*)—continued	Cwts.	Cwts.	Cwts.	Cwts.	Cwts.					
Share of Bengal	*23,493*	*20,604*	*20,537*	*23,281*	*34,438*	*3,58,353*	*2,47,700*	*2,10,194*	*3,06,486*	*5,76,269*
„ *Bombay*	*418*	*912*	*639*	*340*	*81*	*8,569*	*13,506*	*10,753*	*6,492*	*1,791*
„ *Sind*	..	..	..	*68*	*73*	..	..	..	*2,858*	*3,181*
„ *Madras*	*122*	*385*	*199*	*102*	*107*	*1,298*	*4,787*	*2,510*	*1,959*	*2,076*
„ *Burma*	*173*	*172*	*85*	*59*	..	*2,443*	*2,179*	*827*	*702*	..
TOTAL	24,206	22,073	21,460	23,850	34,705	3,70,861	2,68,172	2,24,284	3,18,497	5,83,234
Manufactures (excluding cordage)—										
Bags and sacks (III. T)—	No.	No.	No.	No.	No.					
Straits Settlements	..	..	170,450	430,250	446,500	..	..	14,270	40,067	31,812
Other British Possessions	9,000	..	..	56	23,583	1,534	..	..	70	3,928
TOTAL BRITISH EMPIRE	9,000	..	170,450	430,306	470,083	1,534	..	14,270	40,137	35,740
Philippines	..	..	..	..	2,753	..	..	..	..	30,706
Other Foreign Countries	350	..	..	6	808	492	..	..	2	674
Total Foreign Countries	350	..	..	6	3,561	492	..	..	2	31,380
Share of Bengal	*350*	..	..	*56*	*3,694*	*492*	..	..	*70*	*33,904*
„ *Bombay*	*9,000*	..	*170,450*	*423,656*	*416,700*	*1,534*	..	*14,270*	*39,966*	*30,076*
„ *Burma*	..	..	..	*1,600*	*53,250*	..	..	..	*113*	*3,141*
TOTAL	9,350	..	170,450	430,312	473,644	2,026	..	14,270	40,139	37,120
Cloth (III. T)—	Yards	Yards	Yards	Yards	Yards					
United Kingdom (*including* Channel Islands)	98	1,082	938	4,148	2,828	61	1,130	848	5,239	3,516
Other British Possessions	1,547	8,741	224	332	50	805	3,328	117	124	5
TOTAL BRITISH EMPIRE	1,645	9,823	1,162	4,480	2,878	866	4,458	965	5,363	3,521
Japan	76	..	..	1,773	31,500	14	..	..	602	8,939
Other Foreign Countries	508	462	1,313	..	117	391	99	1,214	..	119
TOTAL FOREIGN COUNTRIES	584	462	1,313	1,773	31,617	405	99	1,214	602	9,058
Share of Bengal	..	..	..	*1,773*	*948*	..	..	..	*602*	*1,181*
„ *Bombay*	..	..	*930*	*222*	*32,051*	..	..	*1,186*	*176*	*9,694*
„ *Sind*	..	..	..	*69*	*353*	..	..	..	*72*	*383*
„ *Madras*	*98*	..	..	..	*72*	*61*	..	..	..	*42*
„ *Burma*	*2,131*	*10,285*	*1,495*	*4,189*	*1,071*	*1,210*	*4,557*	*993*	*5,115*	*1,279*
TOTAL	2,229	10,285	2,475	6,253	34,495	1,271	4,557	2,179	5,965	12,579
Other sorts (III. T)—										
United Kingdom (*including* Channel Islands)	—	—	—	—	—	14,654	35,501	18,923	10,688	26,530
Other British Possessions	—	—	—	—	—	296	1,440	4,102	160	304
TOTAL BRITISH EMPIRE	—	—	—	—	—	14,950	36,941	18,025	10,848	26,834
Italy (*including* Fiume)	—	—	—	—	—	7,464	4,323	9,754	13,163	4,984
Austria	—	—	—	—	—	..	218	1,505	5,378	6,186
Japan	—	—	—	—	—	3,975	3,476	4,484	6,525	1,099
Other Foreign Countries	—	—	—	—	—	7,496	457	193	719	212
TOTAL FOREIGN COUNTRIES	—	—	—	—	—	18,935	8,469	15,936	25,780	12,481
Share of Bengal	—	—	—	—	—	*2,768*	*1,321*	*11,676*	*11,155*	*25,632*
„ *Bombay*	—	—	—	—	—	*24,653*	*32,931*	*15,910*	*15,350*	*5,017*
„ *Sind*	—	—	—	—	—	*1,454*	*3,382*	*2,061*	*5,634*	*1,317*
„ *Madras*	—	—	—	—	—	*1,394*	*1,048*	*427*	*843*	*1,274*
„ *Burma*	—	—	—	—	—	*3,616*	*6,728*	*3,887*	*3,656*	*6,076*
TOTAL	—	—	—	—	—	33,885	45,410	33,961	36,628	39,316
Total of Hemp manufactures—										
United Kingdom (*including* Channel Islands)	—	—	—	—	—	14,715	36,631	14,771	15,945	28,435
Straits Settlements	—	—	—	—	—	2,278	4,645	18,450	40,136	31,059
Other British Possessions	—	—	—	—	—	357	128	39	267	701
TOTAL BRITISH EMPIRE	—	—	—	—	—	17,350	41,399	33,260	56,348	60,095

No. 10—*continued*

ARTICLES, AND COUNTRIES OF CONSIGNMENT; ALSO SHARE OF EACH PROVINCE	QUANTITY					VALUE				
	1982-83	1983-84	1984-85	1985-86	1986-87	1982-83	1983-84	1984-85	1985-86	1986-87
Textiles—*continued*						R	R	R	R	R
Hemp—*concluded*										
Total of Hemp manufactures—continued										
Italy (*including* Fiume)	—	—	—	—	—	7,956	4,323	9,754	13,163	4,984
Austria	—	—	—	—	—	..	218	1,505	5,878	6,186
Philippines	—	—	—	—	—	..	..	..	..	30,706
Japan	—	—	—	—	—	3,989	3,476	4,484	7,127	10,038
Other Foreign Countries	—	—	—	—	—	7,887	556	1,407	721	1,005
TOTAL FOREIGN COUNTRIES	—	—	—	—	—	19,832	8,568	17,150	26,884	52,919
Share of Bengal	—	—	—	—	—	*3,260*	*1,321*	*11,676*	*11,837*	*30,717*
,, *Bombay*	—	—	—	—	—	*26,187*	*32,931*	*31,366*	*55,482*	*44,786*
,, *Sind*	—	—	—	—	—	*1,454*	*3,389*	*2,061*	*5,696*	*1,700*
,, *Madras*	—	—	—	—	—	*1,455*	*1,048*	*427*	*843*	*1,318*
,, *Burma*	—	—	—	—	—	*4,826*	*11,285*	*4,880*	*8,884*	*10,495*
TOTAL	—	—	—	—	—	37,182	49,967	50,410	82,732	1,19,014
Jute—	Tons	Tons	Tons	Tons	Tons					
Raw (*II. N*)—										
Ceylon (*excluding* Maldives)	..	23	..	215	..	..	2,844	..	38,914	..
Other British Possessions	..	..	6	2	2	3	109	1,312	300	345
TOTAL BRITISH EMPIRE	..	23	6	217	2	3	2,953	1,312	39,214	345
TOTAL FOREIGN COUNTRIES	7	..	6	..	4	1,931	158	988	..	526
Share of Bengal	*7*	*23*	*12*	*217*	*6*	*1,931*	*3,092*	*2,300*	*39,214*	*860*
,, *Bombay*	..	..	..	..	..	..	..	..	..	*1*
,, *Sind*	..	..	..	..	..	..	*18*	..	..	..
,, *Burma*	..	..	..	..	..	*3*	*1*	..	..	*10*
TOTAL	7	23	12	217	6	1,934	3,111	2,300	39,214	871
	Lbs.	Lbs.	Lbs.	Lbs.	Lbs.					
Twist and yarn (*III. Q*)—										
United Kingdom (*including* Channel Islands)	10,602	12,592	12,708	18,608	29,033	2,903	3,402	2,440	6,635	8,699
Other British Possessions	..	3,058	..	36	..	..	585	..	12	..
TOTAL BRITISH EMPIRE	10,602	15,650	12,708	18,644	29,033	2,903	3,987	2,440	6,647	8,699
TOTAL FOREIGN COUNTRIES	1,120	12	..	7	32	114	2	..	1	16
Share of Bengal	*7,799*	*11,998*	*5,653*	*13,567*	*24,913*	*2,100*	*2,952*	*1,007*	*2,627*	*7,111*
,, *Bombay*	*390*	*479*	*560*	*2,711*	*1,055*	*112*	*117*	*166*	*2,533*	*884*
,, *Sind*	..	*12*	*439*	*7*	..	..	*2*	*146*	*1*	..
,, *Madras*	*2,800*	*1,111*	*5,613*	*1,178*	*1,328*	*555*	*205*	*1,008*	*209*	*344*
,, *Burma*	*733*	*2,062*	*443*	*1,188*	*1,769*	*250*	*713*	*113*	*278*	*476*
TOTAL	11,722	15,662	12,708	18,651	29,065	3,017	3,989	2,440	5,648	8,715
***Manufactures*—**										
	Yards	Yards	Yards	Yards	Yards					
Canvas (III. Q)—										
United Kingdom (*including* Channel Islands)	34,865	38,949	55,989	49,689	31,299	29,195	33,558	37,825	57,846	25,253
Other British Possessions	..	20	36	..	..	..	10	45	..	..
TOTAL BRITISH EMPIRE	34,865	38,969	56,025	49,689	31,299	29,195	33,568	37,870	57,846	25,253
TOTAL FOREIGN COUNTRIES	3,203	2,580	5,435	795	..	2,264	2,029	3,205	532	..
Share of Bengal	*27,370*	*20,522*	*3,970*	*30,669*	*7,580*	*24,387*	*19,050*	*10,162*	*41,242*	*9,050*
,, *Bombay*	*6,479*	*20,549*	*47,301*	*10,211*	*19,420*	*5,553*	*16,037*	*24,537*	*3,013*	*12,420*
,, *Sind*	*60*	*70*	*230*	*3,421*	*3,703*	*36*	*68*	*165*	*2,373*	*3,051*
,, *Madras*	*958*	*100*	*1,974*	*3,134*	*496*	*594*	*113*	*3,373*	*2,647*	*448*
,, *Burma*	*3,201*	*308*	*2,985*	*2,999*	*100*	*939*	*279*	*2,338*	*3,503*	*334*
TOTAL	38,068	41,549	61,460	50,484	31,299	31,459	35,597	41,075	58,378	25,253

No. 10—*continued*

ARTICLES, AND COUNTRIES OF CONSIGNMENT; ALSO SHARE OF EACH PROVINCE	Quantity					Value				
	1932-33	1933-34	1934-35	1935-36	1936-37	1932-33	1933-34	1934-35	1935-36	1936-37
						R	R	R	R	R
Textiles—*continued*										
Jute—*continued*										
***Manufactures*—continued**										
Gunny bags (III. Q)—	No.	No.	No.	No.	No.					
United Kingdom (*including* Channel Islands)	47,200	71,749	176,208	235,004	187,241	6,085	13,301	30,648	80,728	32,067
Ceylon (*excluding* Maldives)	3,883,869	3,499,071	2,465,687	3,410,818	3,193,882	8,88,865	7,43,595	6,62,105	6,91,191	6,81,700
Straits Settlements	66,578	76,269	120,763	152,296	152,222	15,182	22,056	43,706	53,411	49,762
Other British Possessions	11,247	9,952	1,090	..	3,840	3,857	2,384	633	..	1,028
TOTAL BRITISH EMPIRE	4,008,894	3,657,041	2,763,698	3,798,115	3,486,185	9,13,489	7,81,935	6,46,182	8,25,330	7,64,557
TOTAL FOREIGN COUNTRIES	8,578	4,933	7,553	6,534	12,487	2,410	1,342	2,106	1,212	1,936
Share of Bengal	*17,196*	*14,978*	*4,443*	*2,900*	*5,389*	*5,330*	*3,661*	*2,148*	*416*	*1,550*
,, *Bombay*	*1,173,941*	*978,455*	*293,650*	*624,950*	*531,598*	*2,07,009*	*1,59,362*	*58,350*	*1,21,474*	*1,03,296*
,, *Sind*	*31,750*	*17,433*	*24,660*	*55,900*	*62,745*	*15,315*	*4,430*	*6,006*	*12,438*	*14,901*
,, *Madras*	*2,631,948*	*2,502,137*	*1,963,314*	*1,755,976*	*1,847,778*	*6,07,337*	*5,34,268*	*4,72,986*	*4,15,328*	*4,49,326*
,, *Burma*	*122,637*	*148,961*	*435,184*	*1,365,623*	*1,050,662*	*20,408*	*31,556*	*1,08,798*	*2,76,886*	*1,97,420*
TOTAL	4,017,472	3,661,974	2,771,251	3,804,649	3,498,672	9,15,899	7,88,277	6,48,288	8,26,542	7,66,403
Gunny cloth (III. Q)—	Yards	Yards	Yards	Yards	Yards					
United Kingdom (*including* Channel Islands)	289,747	170,591	205,21[4]	129,017	10,901	82,451	47,383	58,681	36,384	2,369
Straits Settlements	81,648	44,500	38,59[5]	128,000	157,550	8,187	4,450	3,980	12,800	15,755
Other British Possessions	2,000	71	10	1,000	65	150	18	2	155	8
TOTAL BRITISH EMPIRE	373,395	215,162	243,819	258,017	168,516	90,788	51,851	62,863	48,339	18,127
Germany	1,200	56	500	2,554	3,133	150	14	50	2,154	5,049
Other Foreign Countries	808	14	2,412	..	170	75	3	519	..	341
TOTAL FOREIGN COUNTRIES	2,008	70	2,912	2,554	3,303	225	17	569	2,154	5,390
Share of Bengal	*5,098*	*320*	*3,662*	*7,103*	*9,316*	*496*	*45*	*1,116*	*941*	*1,510*
,, *Bombay*	*1,200*	*529*	*4,505*	*20*	..	*150*	*642*	*2,205*	*5*	..
,, *Sind*	..	*37*	*345*	*3,035*	*3,501*	..	*12*	*59*	*2,526*	*5,468*
,, *Madras*	*279,297*	*159,900*	*194,719*	*122,307*	*1,195*	*81,194*	*46,258*	*56,203*	*35,150*	*602*
,, *Burma*	*89,808*	*54,446*	*38,500*	*123,106*	*157,807*	*9,174*	*4,911*	*3,850*	*12,371*	*15,937*
TOTAL	375,403	215,232	246,781	255,571	171,819	91,013	51,868	63,432	50,993	23,517
Rope and twine (III. Q)—	Cwts.	Cwts.	Cwts.	Cwts.	Cwts.					
United Kingdom (*including* Channel Islands)	328	192	371	1,991	157	16,979	11,050	15,226	5,432	8,160
Hongkong	..	..	..	..	197	..	..	..	..	8,685
Other British Possessions	45	69	5	30	275	2,555	3,185	833	2,359	7,604
TOTAL BRITISH EMPIRE	373	261	376	2,021	629	19,534	14,235	16,059	7,791	24,449
Italy (*including* Fiume)	72	11	30	..	33	6,071	736	2,700	..	1,897
Hungary	..	..	..	198	3	..	..	..	8,548	145
Other Foreign Countries	131	10	47	43	..	4,999	540	1,232	1,721	..
TOTAL FOREIGN COUNTRIES	203	21	83	241	36	11,070	1,276	3,932	10,264	1,542

No. 10—*continued*

ARTICLES, AND COUNTRIES OF CONSIGNMENT; ALSO SHARE OF EACH PROVINCE	QUANTITY					VALUE				
	1932-33	1933-34	1934-35	1935-36	1936-37	1932-33	1933-34	1934-35	1935-36	1936-37
Textiles—*continued*										
Jute—*concluded*										
***Manufactures*—concluded**										
Rope and twine (III. Q)—*continued*	Cwts.	Cwts.	Cwts.	Cwts.	Cwts.	R	R	R	R	R
Share of Bengal	9	5	23	27	165	103	582	30	595	2,025
„ *Bombay*	201	169	244	234	419	12,475	9,547	14,975	10,542	19,434
„ *Sind*	6	1	3	5	2	669	94	277	395	171
„ *Madras*	165	66	158	1,022	45	4,912	2,329	2,734	2,198	2,218
„ *Burma*	195	41	32	74	24	12,445	2,959	1,975	4,326	1,748
TOTAL	576	282	459	2,262	665	30,604	15,511	19,991	18,055	25,991
Other kinds (III. Q)—	Cwts.	Cwts.	Cwts.	Cwts.	Cwts.					
United Kingdom (*including* Channel Islands)	3,077	920	808	1,025	781	52,786	30,231	24,836	47,514	32,283
Straits Settlements	816	794	788	142	105	61,569	54,119	50,250	11,629	14,350
Other British Possessions	19	1	..	5	59	231	11	6	58	88
TOTAL BRITISH EMPIRE	3,912	1,715	1,541	1,172	1,005	1,14,586	84,361	75,092	59,201	46,716
France	1	..	12	25	39	39	..	3,859	9,288	8,188
Italy (*including* Fiume)	13	78	1	10	..	940	6,208	158	720	..
Czechoslovakia	9	..	8	119	18	1,068	..	2,519	8,324	2,746
Japan	26,183	..	37	..	..	1,56,810	12	1,441	40	16
Other Foreign Countries	19	11	42	18	48	1,673	970	1,599	2,912	9,500
TOTAL FOREIGN COUNTRIES	26,224	89	100	172	100	1,60,025	7,250	9,576	21,279	20,450
Share of Bengal	28,963	503	452	775	643	1,95,320	91,384	11,728	29,561	21,151
„ *Bombay*	7	79	138	327	223	703	1,975	11,111	31,331	29,293
„ *Sind*	20	16	11	9	12	4,361	1,902	827	838	886
„ *Madras*	41	344	268	49	57	934	9,107	8,111	2,132	195
„ *Burma*	1,105	562	772	184	170	73,394	57,243	52,891	16,618	15,642
TOTAL	30,136	1,804	1,641	1,344	1,105	2,74,611	91,611	84,668	80,480	67,166
Total of Jute manufactures (including *Twist and yarn*)—										
United Kingdom (*including* Channel Islands)	—	—	—	—	—	1,90,399	1,38,925	1,78,856	2,34,539	1,08,881
Ceylon (*excluding* Maldives)	—	—	—	—	—	8,68,948	7,43,634	5,62,207	6,91,519	6,81,871
Straits Settlements	—	—	—	—	—	87,388	84,409	98,808	79,565	88,299
Hongkong	—	—	—	—	—	450	585	..	..	3,712
Other British Possessions	—	—	—	—	—	3,310	2,384	635	31	5,088
TOTAL BRITISH EMPIRE	—	—	—	—	—	11,70,495	9,69,937	8,40,506	10,05,654	8,87,801
Germany	—	—	—	—	—	1,036	938	377	2,529	9,801
France	—	—	—	—	—	898	..	4,003	9,868	6,188
Italy (*including* Fiume)	—	—	—	—	—	9,271	6,683	5,489	1,252	1,897
Hungary	—	—	—	—	—	..	..	..	6,548	145
Czechoslovakia	—	—	—	—	—	1,109	..	2,519	8,324	2,746
Japan	—	—	—	—	—	1,56,600	475	2,015	40	16
Other Foreign Countries	—	—	—	—	—	7,699	1,825	4,985	5,886	7,041
TOTAL FOREIGN COUNTRIES	—	—	—	—	—	1,76,108	11,916	19,388	35,442	29,384
Share of Bengal	—	—	—	—	—	2,27,685	47,674	26,191	76,389	42,397
„ *Bombay*	—	—	—	—	—	2,26,001	1,37,730	1,11,344	1,73,898	1,65,726
„ *Sind*	—	—	—	—	—	20,781	6,503	7,480	19,071	24,477
„ *Madras*	—	—	—	—	—	7,55,526	6,42,250	5,41,914	4,57,664	4,53,028
„ *Burma*	—	—	—	—	—	1,16,610	97,661	1,69,965	3,14,081	2,31,507
TOTAL	—	—	—	—	—	13,46,603	9,81,858	8,59,894	10,41,096	9,17,135
TOTAL OF JUTE, RAW AND MANUFACTURES	—	—	—	—	—	13,48,537	9,84,064	8,62,194	10,80,310	9,18,006

No. 10—*continued*

ARTICLES, AND COUNTRIES OF CONSIGNMENT; ALSO SHARE OF EACH PROVINCE	QUANTITY					VALUE				
	1932-33	1933-34	1934-35	1935-36	1936-37	1932-33	1933-34	1934-35	1935-36	1936-37
Textiles—*continued*						R	R	R	R	R
Silk—										
Raw and cocoons (II. O) (a)—	Lbs.	Lbs.	Lbs.							
United Kingdom (*including* Channel Islands)	3,336	5	1,206	—	—	14,554	37	3,820	—	—
Hongkong	366,501	302,625	107,459	—	—	13,73,281	8,38,868	2,20,517	—	—
Other British Possessions	..	1	3	—	—	..	4	9	—	—
TOTAL BRITISH EMPIRE	369,837	302,631	108,668	—	—	13,87,835	8,38,909	2,24,346	—	—
Italy (*including* Fiume)	87,698	56,379	19,332	—	—	1,96,664	88,455	31,025	—	—
Japan	164,799	220,170	896,544	—	—	4,71,322	6,57,281	21,47,039	—	—
China (*exclusive* of Hongkong and Macão)	2,563,257	1,793,705	1,191,955	—	—	96,51,505	55,88,051	33,31,806	—	—
Other Foreign Countries	671	1,312	421	—	—	2,013	1,588	3,682	—	—
TOTAL FOREIGN COUNTRIES	2,816,425	2,076,566	2,108,252	—	—	1,03,21,504	63,35,375	55,13,552	—	—
Share of Bengal	*679*	*11,775*	*343,043*	—	—	*2,933*	*37,249*	*7,88,513*	—	—
,, *Bombay*	*2,302,390*	*1,652,525*	*1,509,121*	—	—	*83,78,737*	*48,79,516*	*40,13,054*	—	—
,, *Sind*	*3,336*	*133*	*33*	—	—	*14,554*	*313*	*486*	—	—
,, *Madras*	*379,957*	*714,464*	*359,671*	—	—	*34,13,130*	*22,57,301*	*9,35,809*	—	—
,, *Burma*	..	..	2	—	—	..	..	6	—	—
TOTAL	3,186,262	2,379,197	2,216,920	—	—	1,17,09,389	71,74,284	57,37,898	—	—
Waste and noils (II. O)(a)(b)—	Lbs.	Lbs.	Lbs.							
Japan	8,000	..	4,795	—	—	16,942	..	8,404	—	—
Share of Bengal	..	..	*4,795*	—	—	..	..	*8,404*	—	—
,, *Bombay*	*8,000*	..	..	—	—	*16,942*	..	..	—	—
TOTAL	8,000	..	4,795	—	—	16,942	..	8,404	—	—
Silk, raw and cocoons—				Lbs.	Lbs.					
Cocoons (II. O) (c)—										
United Kingdom (*including* Channel Islands)	—	—	—	..	..	—	—	—	2	..
France	—	—	—	57	346	—	—	—	628	10,368
Japan	—	—	—	193,338	..	—	—	—	4,80,439	..
China (*exclusive* of Hongkong and Macão)	—	—	—	13,933	..	—	—	—	39,800	..
TOTAL FOREIGN COUNTRIES	—	—	—	207,328	346	—	—	—	5,20,867	10,368
Share of Bombay	—	—	—	..	346	—	—	—	..	*10,368*
,, *Madras*	—	—	—	*207,328*	..	—	—	—	*5,20,869*	..
TOTAL	—	—	—	207,328	346	—	—	—	5,20,869	10,368
Waste products including duppion (II. O) (c)—				Lbs.	Lbs.					
Hongkong	—	—	—	51,457	51,633	—	—	—	78,078	85,726
Japan	—	—	—	1,278	99,029	—	—	—	2,536	2,29,074
China (*exclusive* of Hongkong and Macão)	—	—	—	150,391	123,493	—	—	—	3,85,619	2,98,762
Other Foreign Countries	—	—	—	516	..	—	—	—	1,098	..
TOTAL FOREIGN COUNTRIES	—	—	—	152,685	222,522	—	—	—	3,89,251	5,27,836
Share of Bengal	—	—	—	*1,933*	..	—	—	—	*4,349*	..
,, *Bombay*	—	—	—	*199,205*	*288,609*	—	—	—	*4,55,765*	*5,78,346*
,, *Madras*	—	—	—	*2,488*	5,546	—	—	—	*6,094*	*15,216*
,, *Burma*	—	—	—	*516*	..	—	—	—	*1,096*	..
TOTAL	—	—	—	204,142	274,155	—	—	—	4,67,824	5,93,562

(*a*) Discontinued from 1935-36.
(*b*) Noils shown with silk yarn up to 1933-34.
(*c*) Separately recorded from 1935-36.

No. 10—*continued*

ARTICLES, AND COUNTRIES OF CONSIGNMENTS; ALSO SHARE OF EACH PROVINCE	QUANTITY					VALUE				
	1932-33	1933-34	1934-35	1935-36	1936-37	1932-33	1933-34	1934-35	1935-36	1936-37
						R	R	R	R	R
Textiles—continued										
Silk—continued										
Silk, raw and cocoons—continued										
Hand reeled (II. O) (a)—				Lbs.	Lbs.					
Hongkong	—	—	—	10,427	7,942	—	—	—	81,170	28,950
Siam	—	—	—	256	..	—	—	—	787	..
Japan	—	—	—	12,915	..	—	—	—	85,146	..
China (*exclusive* of Hongkong and Macão)	—	—	—	139,504	40,463	—	—	—	3,75,644	1,05,206
TOTAL FOREIGN COUNTRIES	—	—	—	152,675	40,463	—	—	—	4,11,527	1,05,206
Share of Bengal	—	—	—	*5,417*	..	—	—	—	*16,260*	..
,, *Bombay*	—	—	—	*144,514*	*48,405*	—	—	—	*3,99,564*	*1,29,156*
,, *Burma*	—	—	—	*13,171*	..	—	—	—	*35,833*	..
TOTAL	—	—	—	163,102	48,405	—	—	—	4,42,697	1,29,156
				Lbs.	Lbs.					
Other sorts (II. O) (a)—										
United Kingdom (*including* Channel Islands)	—	—	—	1	..	—	—	—	12	1
Hongkong	—	—	—	10,951	25,215	—	—	—	32,175	75,274
TOTAL BRITISH EMPIRE	—	—	—	10,952	25,215	—	—	—	32,187	75,275
Japan	—	—	—	1,417,769	974,746	—	—	—	37,27,043	33,98,735
China (*exclusive* of Hongkong and Macão)	—	—	—	186,365	651,624	—	—	—	5,79,841	22,34,451
Other Foreign Countries	—	—	—	1,778	..	—	—	—	3,168	..
TOTAL FOREIGN COUNTRIES	—	—	—	1,605,912	1,626,370	—	—	—	43,10,052	56 33 186
Share of Bengal	—	—	—	*459,373*	*310,030*	—	—	—	*10,00,702*	*9,99,771*
,, *Bombay*	—	—	—	*904,073*	*871,620*	—	—	—	*26,33,011*	*30,28,984*
,, *Sind*	—	—	—	*3,894*	..	—	—	—	*11,679*	*1*
,, *Madras*	—	—	—	*247,165*	*469,935*	—	—	—	*7,00,536*	*16,85,705*
,, *Burma*	—	—	—	*2,359*	..	—	—	—	*6,320*	..
TOTA	—	—	—	1,616,864	1,651,585	—	—	—	43,42,239	57,08,461
Silk yarn, noils, and waste (III. R) (b)—	Lbs.	Lbs.								
United Kingdom (*including* Channel Islands)	259,639	267,925	—	—	—	6,57,864	4,29,891	—	—	—
Other British Possessions	4,228	100	—	—	—	4,980	200	—	—	—
TOTAL BRITISH EMPIRE	263,867	268,025	—	—	—	6,62,844	4,30,091	—	—	—
Germany	27,500	3	—	—	—	99,495	10	—	—	—
Belgium	87,817	60,945	—	—	—	72,502	53,620	—	—	—
France	72,777	20,461	—	—	—	1,79,164	36,708	—	—	—
Switzerland	96,091	..	—	—	—	3,08,864	..	—	—	—
Italy (*including* Fiume)	862,359	248,899	—	—	—	23,61,478	5,13,268	—	—	—
Japan	1,186,745	814,832	—	—	—	40,35,584	21,79,716	—	—	—
China (*exclusive* of Hongkong and Macão)	413,532	615,026	—	—	—	11,15,710	14,60,498	—	—	—
TOTAL FOREIGN COUNTRIES	2,746,822	1,759,656	—	—	—	81,72,797	42,43,820	—	—	—

(a) Separately recorded from 1935-36.
(b) Subdivided from 1934-35.

No. 10—*continued*

ARTICLES, AND COUNTRIES OR CONSIGNMENT; ALSO SHARE OF EACH PROVINCE	QUANTITY					VALUE				
	1932-33	1933-34	1934-35	1935-36	1936-37	1932-33	1933-34	1934-35	1935-36	1936-37
						R	R	R	R	R
Textiles—*continued*										
Silk—*continued*										
*Silk yarn, noils, and waste (III. R)**—contd.	Lbs.	Lbs.								
Share of Bengal	*254,099*	*284,635*	—	—	—	*9,60,682*	*6,69,750*	—	—	—
„ *Bombay*	*2,582,419*	*1,626,359*	—	—	—	*75,24,534*	*37,66,126*	—	—	—
„ *Sind*	*172,619*	*113,041*	—	—	—	*3,65,863*	*2,30,466*	—	—	—
„ *Madras*	*1,061*	*3,156*	—	—	—	*4,562*	*7,569*	—	—	—
TOTAL	3,010,189	2,027,681	—	—	—	88,35,641	46,78,911	—	—	—
Made from silk *other than* waste or noils (III. R) (a)—			Lbs.	Lbs.	Lbs.					
United Kingdom (*including* Channel Islands)	—	—	1,916	16	2	—	—	9,305	175	56
Ceylon (*excluding* Maldives)	—	—	..	5	..	—	—	..	15	..
TOTAL BRITISH EMPIRE	—	—	1,916	21	2	—	—	9,305	190	56
Japan	—	—	126,426	112,636	174,435	—	—	4,86,419	4,88,489	7,03,260
Other Foreign Countries	—	—	880	879	2,075	—	—	697	4,692	1,620
TOTAL FOREIGN COUNTRIES	—	—	127,306	113,515	176,510	—	—	4,87,116	4,88,180	7,04,880
Share of Bengal	—	—	*126,543*	*80,072*	*118,167*	—	—	*4,90,440*	*3,52,661*	*4,92,879*
„ *Bombay*	—	—	..	*23,976*	*26,986*	—	—	..	*1,15,453*	*1,94,020*
„ *Sind*	—	—	*693*	*6*	..	—	—	*3,355*	*5*	..
„ *Madras*	—	—	*1,100*	*4,484*	*31,389*	—	—	*2,005*	*20,351*	*88,977*
„ *Burma*	—	—	*881*	..	..	—	—	*711*	..	..
TOTAL	—	—	129,222	113,536	176,512	—	—	4,96,511	4,88,370	7,04,986
Made from silk waste or noils (III. R) (a)—			Lbs.	Lbs.	Lbs.					
United Kingdom (*including* Channel Islands)	—	—	585,217	388,495	54,406	—	—	9,42,884	6,59,988	91,541
Hongkong	—	—	..	2,900	6,292	—	—	..	8,750	16,397
Other British Possessions	—	—	350	..	..	—	—	1,228	..	..
TOTAL BRITISH EMPIRE	—	—	585,567	391,395	60,698	—	—	9,44,112	6,68,738	1,07,938
Belgium	—	—	..	75,715	..	—	—	..	81,203	..
France	—	—	25,238	16,760	12,600	—	—	51,752	36,445	26,547
Switzerland	—	—	8,457	..	12,780	—	—	8,516	..	32,976
Italy (*including* Fiume)	—	—	346,869	284,007	238,508	—	—	7,63,337	7,07,743	5,55,184
Japan	—	—	1,708,263	2,264,067	1,488,208	—	—	42,69,550	51,66,908	35,96,043
China (*exclusive* of Hongkong and Macao)	—	—	492,019	479,765	459,379	—	—	12,77,460	12,42,074	10,40,079
Other Foreign Countries	—	—	2,428	3,150	1,029	—	—	4,292	5,488	2,854
TOTAL FOREIGN COUNTRIES	—	—	2,578,274	3,123,464	2,207,454	—	—	68,74,057	72,39,851	52,54,583
Share of Bengal	—	—	*481,753*	*795,860*	*303,181*	—	—	*9,74,747*	*14,94,912*	*6,51,221*
„ *Bombay*	—	—	*2,424,843*	*2,326,351*	*1,830,799*	—	—	*58,13,070*	*59,86,481*	*44,35,015*
„ *Sind*	—	—	*229,970*	*178,038*	*131,642*	—	—	*4,58,925*	*3,81,097*	*2,78,061*
„ *Madras*	—	—	*1,345*	*14,110*	*1,430*	—	—	*7,175*	*46,099*	*4,509*
„ *Burma*	—	—	*25,930*	..	*1,100*	—	—	*65,152*	..	*3,715*
TOTAL	—	—	3,163,841	3,514,859	2,268,152	—	—	78,19,069	79,08,589	53,62,521

*Subdivided from 1934-35.
(a) Separately recorded from 1934-35.

No. 10—*continued*

ARTICLES, AND COUNTRIES OF CONSIGNMENT; ALSO SHARE OF EACH PROVINCE	QUANTITY					VALUE				
	1932-33	1933-34	1934-35	1935-36	1936-37	1932-33	1933-34	1934-35	1935-36	1936-37
Textiles—*continued*										
Silk—*continued*								R	R	R
Manufactures—										
Hosiery—socks and stockings made chiefly of silk (III. R)(*a*)—			Lbs. =Doz. pair	Lbs. =Doz. pair	Lbs. =Doz. pair					
United Kingdom (*including Channel Islands*)	—	—	2,576 =3,033	2,189 =2,574	1,478 =1,428	—	—	30,238	26,599	19,477
Mauritius and Dependencies	—	—	344 =358	.. ..	.. ..	—	—	6,065	..	..
Other British Possessions	—	—	22 =28	309 =245	207 =255	—	—	329	3,917	4,270
TOTAL BRITISH EMPIRE	—	—	2,942 =4,019	2,498 =2,819	1,770 =1,683	—	—	36,632	30,516	23,747
Czechoslovakia	—	—	154 =340	206 =180	1,589 =794	—	—	451	2,118	6,458
Japan	—	—	.. ..	581 =829	1,202 =1,604	—	—	..	5,049	6,199
United States of America—*Vid* Atlantic Coast	—	—	2,989 =3,016	4,288 =3,972	4,285 =4,430	—	—	49,100	60,942	66,845
„ Pacific „	—	—	1 =1	14 =15	.. ..	—	—	25	133	..
Other Foreign Countries	—	—	1,604 =1,822	195 =334	614 =374	—	—	10,466	4,014	3,856
TOTAL FOREIGN COUNTRIES	—	—	4,748 =5,179	5,284 =5,330	7,690 =7,262	—	—	60,042	72,251	83,358
Share of Bengal	—	—	*1,779* *=1,891*	*2,214* *=2,204*	*4,587* *=3,698*	—	—	*23,212*	*24,423*	*47,778*
„ *Bombay*	—	—	*4,082* *=5,514*	*3,485* *=4,067*	*2,943* *=3,383*	—	—	*40,107*	*42,022*	*35,733*
„ *Sind*	—	—	*1,173* *=1,183*	*1,199* *=922*	*920* *=856*	—	—	*13,241*	*12,898*	*13,211*
„ *Madras*	—	—	*136* *=135*	*38* *=24*	*23* *=19*	—	—	*2,123*	*410*	*139*
„ *Burma*	—	—	*515* *=475*	*846* *=932*	*937* *=989*	—	—	*7,991*	*13,814*	*10,944*
TOTAL	—	—	7,690 =9,198	7,782 =8,149	9,460 =8,045	—	—	96,674	1,02,767	1,07,105
Silk piecegoods—										
Ponjee (III. R) (*b*)—				Yards	Yards					
Honkong	—	—	—	42,746	47,056	—	—	—	16,293	16,686
Other British Possessions	—	—	—	20,052	18,460	—	—	—	2,706	3,485
TOTAL BRITISH EMPIRE	—	—	—	62,798	66,416	—	—	—	18,999	20,071
Native States in Arabia *other than* Muskat Territory and Trucial Oman	—	—	—	..	25	—	—	—	..	5
Japan	—	—	—	4,969,775	2,489,090	—	—	—	9,99,183	5,74,162
China (*exclusive* of Hongkong and Macão)	—	—	—	197,491	268,588	—	—	—	57,074	89,569
TOTAL FOREIGN COUNTRIES	—	—	—	5,167,266	2,757,703	—	—	—	10,56,207	6,63,736
Share of Bengal	—	—	—	*166,816*	*11,126*	—	—	—	*34,854*	*3,545*
„ *Bombay*	—	—	—	*4,927,966*	*2,748,520*	—	—	—	*9,99,411*	*6,58,131*
„ *Sind*	—	—	—	*74,890*	*43,695*	—	—	—	*23,755*	*13,394*
„ *Madras*	—	—	—	*35,000*	*8,656*	—	—	—	*6,914*	*5,467*
„ *Burma*	—	—	—	*25,392*	*12,132*	—	—	—	*5,272*	*3,370*
TOTAL Yards	—	—	—	5,230,064	2,824,119	—	—	—	10,75,206	6,83,807
TOTAL =lbs.	—	—	—	=446,409	=244,528					
Fuji, boseki and corded (spun silk) (III. R) (*b*)—				Yards	Yards					
Ceylon (*excluding* Maldives)	—	—	—	99,746	88	—	—	—	35,131	33
Straits Settlements	—	—	—	110,611	9,378	—	—	—	49,331	5,151
Hongkong	—	—	—	2,972	6,731	—	—	—	2,584	5,617
Other British Possessions	—	—	—	3,088	7,800	—	—	—	1,453	3,019
TOTAL BRITISH EMPIRE	—	—	—	216,417	23,992	—	—	—	88,499	13,820
Muskat Territory and Trucial Oman	—	—	—	336	37,000	—	—	—	159	14,800
Japan	—	—	—	4,852,023	4,084,160	—	—	—	17,14,754	14,92,557
China (*exclusive* of Hongkong and Macão)	—	—	—	1,181,702	800,125	—	—	—	4,82,738	3,23,042
Other Foreign Countries	—	—	—	800	..	—	—	—	370	..
TOTAL FOREIGN COUNTRIES	—	—	—	6,034,861	4,901,294	—	—	—	21,98,021	18,30,399

(*a*) Separately recorded from 1934-35.
(*b*) Separately recorded from 1935-36.

No. 10—*continued*

ARTICLES, AND COUNTRIES OF CONSIGNMENT; ALSO SHARE OF EACH PROVINCE	QUANTITY					VALUE				
	1932-33	1933-34	1934-35	1935-36	1936-37	1932-33	1933-34	1934-35	1935-36	1936-37
									R	R
Textiles—*continued*										
Silk—*continued*										
Manufactures—continued										
Silk piecegoods—*contd.*										
				Yards	Yards					
Fuji, boseki and corded (spun silk) (III. R) (a)—*contd.*										
Share of Bengal	—	—	—	*22,307*	*53,191*	—	—	—	*12,645*	*21,717*
„ *Bombay*	—	—	—	*5,417,497*	*4,312,389*	—	—	—	*18,86,306*	*15,68,942*
„ *Sind*	—	—	—	*171,776*	*164,931*	—	—	—	*72,723*	*66,183*
„ *Madras*	—	—	—	*522,337*	*317,272*	—	—	—	*2,56,935*	*1,47,956*
„ *Burma*	—	—	—	*107,431*	*76,403*	—	—	—	*57,861*	*38,729*
TOTAL { Yards	—	—	—	6,261,278	4,925,286	—	—	—	22,86,520	18,44,219
TOTAL { =lbs.	—	—	—	=657,191	=533,499					
				Yards	Yards					
Crepes and georgettes (III. R) (a)—										
Straits Settlements	—	—	—	41,974	7,412	—	—	—	19,099	3,721
Other British Possessions	—	—	—	10,274	14,358	—	—	—	5,591	8,002
TOTAL BRITISH EMPIRE	—	—	—	52,248	21,770	—	—	—	24,690	11,723
France	—	—	—	6,772	1,594	—	—	—	7,287	1,694
Switzerland	—	—	—	14,459	20,635	—	—	—	22,784	34,676
Japan	—	—	—	3,903,601	3,604,652	—	—	—	20,18,564	18,90,672
China (*exclusive* of Hongkong and Macao)	—	—	—	122,712	113,838	—	—	—	74,255	70,583
Other Foreign Countries	—	—	—	6,119	1,682	—	—	—	6,719	1,430
TOTAL FOREIGN COUNTRIES	—	—	—	4,053,663	3,742,401	—	—	—	21,29,609	19,99,055
Share of Bengal	—	—	—	*58,289*	*55,375*	—	—	—	*40,705*	*24,847*
„ *Bombay*	—	—	—	*3,002,528*	*2,989,966*	—	—	—	*16,30,518*	*15,98,103*
„ *Sind*	—	—	—	*15,753*	*22,624*	—	—	—	*14,215*	*13,132*
„ *Madras*	—	—	—	*490,168*	*490,271*	—	—	—	*2,32,605*	*2,75,734*
„ *Burma*	—	—	—	*538,173*	*226,935*	—	—	—	*1,86,256*	*92,972*
TOTAL { Yards	—	—	—	4,105,911	3,764,171	—	—	—	21,54,299	20,10,778
TOTAL { =lbs.	—	—	—	=347,294	=336,164					
				Yards	Yards					
Satins and taffettas (III. R) (a)—										
Hongkong	—	—	—	44,040	65,408	—	—	—	20,248	39,196
Other British Possessions	—	—	—	6,126	632	—	—	—	1,371	2,983
TOTAL BRITISH EMPIRE	—	—	—	50,166	66,040	—	—	—	21,619	42,179
Japan	—	—	—	2,005,044	1,456,838	—	—	—	5,19,723	4,77,432
China (*exclusive* of Hongkong and Macao)	—	—	—	143,774	139,366	—	—	—	80,427	87,948
Other Foreign Countries	—	—	—	200	4	—	—	—	1,100	13
TOTAL FOREIGN COUNTRIES	—	—	—	2,149,018	1,596,208	—	—	—	6,01,250	5,65,393
Share of Bengal	—	—	—	*11,424*	*18,988*	—	—	—	*10,330*	*23,667*
„ *Bombay*	—	—	—	*2,174,550*	*1,539,376*	—	—	—	*6,02,428*	*5,79,537*
„ *Sind*	—	—	—	*3,799*	*963*	—	—	—	*2,387*	*889*
„ *Madras*	—	—	—	*4,263*	*460*	—	—	—	*2,880*	*682*
„ *Burma*	—	—	—	*5,148*	*2,461*	—	—	—	*4,344*	*2,797*
TOTAL { Yards	—	—	—	2,199,184	1,562,248	—	—	—	6,22,869	6,07,572
TOTAL { =lbs.	—	—	—	=116,570	=98,697					
				Yards	Yards					
Others (III. R) (a)—										
United Kingdom (*including* Channel Islands)	—	—	—	10,335	16,159	—	—	—	22,404	55,729
Ceylon (*excluding* Maldives)	—	—	—	44,738	16,821	—	—	—	28,285	5,302
Straits Settlements	—	—	—	63,928	81,850	—	—	—	44,644	8,701
Hongkong	—	—	—	1,356,642	1,814,149	—	—	—	2,62,628	4,05,986
Other British Possessions	—	—	—	1,740	777	—	—	—	1,158	261
TOTAL BRITISH EMPIRE	—	—	—	1,477,383	1,879,756	—	—	—	3,59,114	4,75,979

(a) Separately recorded from 1935-36.

No. 10—*continued*

ARTICLES, AND COUNTRIES OF CONSIGNMENT; ALSO SHARE OF EACH PROVINCE	QUANTITY					VALUE				
	1932-33	1933-34	1934-35	1935-36	1936-37	1932-33	1933-34	1934-35	1935-36	1936-37
Textiles—*continued*						R	R	R	R	R
Silk—*continued*										
***Manufactures*—continued**										
Silk piecegoods—*concluded*										
Others (III. B) (*a*)—*continued*				Yards	Yards.					
France	—	—	—	1,191	4,155	—	—	—	3,495	5,087
Japan	—	—	—	5,987,898	4,556,864	—	—	—	19,80,835	18,53,665
China (*exclusive* of Hongkong and Macão)	—	—	—	2,162,324	1,938,287	—	—	—	5,95,021	6,29,827
Other Foreign Countries	—	—	—	15,337	7,869	—	—	—	9,248	10,625
TOTAL FOREIGN COUNTRIES	—	—	—	8,166,245	6,507,176	—	—	—	25,39,199	24,99,204
Share of Bengal	—	—	—	*79,080*	*125,512*	—	—	—	*48,015*	*27,769*
„ *Bombay*	—	—	—	*8,278,147*	*7,551,079*	—	—	—	*25,25,651*	*26,32,090*
„ *Sind*	—	—	—	*25,401*	*13,602*	—	—	—	*17,037*	*17,118*
„ *Madras*	—	—	—	*77,609*	*26,342*	—	—	—	*66,752*	*18,188*
„ *Burma*	—	—	—	*1,188,384*	*664,841*	—	—	—	*2,40,808*	*1,60,018*
TOTAL Yards	—	—	—	9,643,628	8,386,932	—	—	—	28,98,818	29,75,183
TOTAL —lbs.	—	—	—	—578,770	—529,110					
Total of Silk piecegoods (III. B)—	Yards	Yards	Yards	Yards	Yards					
United Kingdom (*including* Channel Islands)	91,998	48,324	86,723	11,325	22,288	85,497	68,095	55,405	23,729	61,832
Ceylon (*excluding* Maldives)	20,134	20,674	204,687	179,354	21,979	24,299	23,929	80,727	71,678	8,640
Straits Settlements	21,605	25,752	85,259	216,518	67,436	19,608	23,932	47,926	1,13,074	21,254
Hongkong	129,023	909,705	628,182	1,447,311	1,984,244	1,02,778	3,41,244	2,42,615	3,02,271	4,67,435
Other British Possessions	8,002	7,563	5,366	4,509	12,027	8,014	7,728	3,848	2,169	4,611
TOTAL BRITISH EMPIRE	270,957	1,011,918	1,010,217	1,859,012	2,057,974	2,40,196	4,64,928	4,30,521	5,12,921	5,63,772
Germany	3,212	14,196	1,789	1,394	905	8,142	10,755	2,144	3,100	1,910
Belgium	74,805	35,407	5,761	1,891	..	56,687	27,234	3,550	1,402	..
France	8,132	9,232	17,279	3,263	5,750	58,484	33,020	22,512	11,933	6,781
Switzerland	16,320	31,355	15,351	14,746	24,095	63,024	68,597	43,818	23,339	39,088
Italy (*including* Fiume)	827	396	2,878	2,372	1,566	2,054	1,038	23,042	3,097	921
Maskat Territory and Trucial Oman	105	126	561	711	37,000	107	72	321	414	14,800
Iran	135	74	22,880	67	..	136	72	25,307	44	..
Japan	26,768,108	34,269,066	27,796,539	21,717,886	16,171,613	1,32,96,584	1,47,39,277	1,00,89,017	71,83,009	62,89,488
China (*exclusive* of Hongkong and Macão)	7,812,465	5,746,229	4,462,091	3,808,003	3,260,204	43,82,792	28,64,833	18,73,568	12,89,515	12,00,969
Other Foreign Countries	2,865	5,381	4,388	15,770	3,649	2,757	6,448	6,625	8,483	4,830
TOTAL FOREIGN COUNTRIES	34,686,074	40,111,462	32,329,507	25,571,053	19,504,782	1,78,50,766	1,77,51,846	1 20,89,899	85,24,286	75,57,787
Share of Bengal	*1,695,936*	*744,451*	*393,798*	*347,916*	*244,192*	*3,09,599*	*3,56,025*	*1,81,573*	*1,46,549*	*1,71,545*
„ *Bombay*	*29,352,468*	*36,404,480*	*28,415,627*	*23,796,618*	*19,241,530*	*1,69,41,736*	*1,60,06,683*	*1,06,49,227*	*76,44,314*	*70,86,803*
„ *Sind*	*150,066*	*176,735*	*349,570*	*291,626*	*250,321*	*1,04,127*	*95,732*	*1,66,906*	*1,35,167*	*1,11,315*
„ *Madras*	*1,177,041*	*1,650,779*	*1,353,591*	*1,129,377*	*844,151*	*7,10,376*	*9,80,170*	*8,00,693*	*- 6,16,136*	*4,48,017*
„ *Burma*	*2,589,429*	*2,147,935*	*2,894,138*	*1,864,528*	*981,762*	*11,64,824*	*7,77,674*	*7,22,121*	*4,95,041*	*3,03,579*
TOTAL (*b*) Yards	34,957,931	41,128,380	33,399,724	27,430,065	21,562,756	1,80,00,962	1,82,16,274	1,25,20,429	90,37,207	81,21,559
TOTAL —lbs.	—	—	—2,627,951	—2,146,234	=1,741,998					
Goods or silk mixed with other materials (III. B)—	Yards	Yards	Yards	Yards	Yards					
United Kingdom (*including* Channel Islands)	249,869	132,144	312,978	99,149	110,980	2,93,984	1,82,305	2,48,599	1,30,687	1,45,716
Ceylon (*excluding* Maldives)	6,233	1,200	68,509	253, 414	135,647	2,560	577	32,888	1,03,420	45,554
Straits Settlements	3,158	2,286	27,012	53,938	31,162	2,099	1,305	11,232	21,958	13,850
Hongkong	19,192	4,822	4,448	1,332	709	13,510	2,590	3,118	1,649	448
Other British Possessions	..	1,156	1,896	1,247	1,500	..	585	880	354	397
TOTAL BRITISH EMPIRE	278,472	141,608	314,843	409,080	279,998	3,12,153	1,8 ,452	2,96,102	2,58,068	2,05,965

(*a*) Separately recorded from 1935-36.
(*b*) Quantity in lbs. scown from 1934-35.

No. 10—*continued*

ARTICLES, AND COUNTRIES OF CONSIGNMENT; ALSO SHARE OF EACH PROVINCE	QUANTITY					VALUE				
	1932-33	1933-34	1934-35	1935-36	1936-37	1932-33	1933-34	1934-35	1935-36	1936-37
Textiles—*continued*						R	R	R	R	R
Silk—*continued*										
***Manufactures*—continued**	Yards	Yards	Yards	Yards	Yards					
Goods of silk mixed with other materials (III. E)—*contd.*										
Germany	257,563	242,760	327,114	209,694	238,868	3,77,407	3,06,345	3,88,070	2,28,137	2,51,724
Belgium	5,165	..	9,157	..	694	8,388	..	9,843	25	731
France	46,704	36,483	29,083	32,352	22,537	95,714	95,203	80,082	1,32,666	1,18,248
Switzerland	6,697	22,585	13,273	13,216	14,819	28,013	74,064	35,657	24,140	25,494
Italy (*including* Fiume)	25,285	64,712	41,632	29,235	4,952	74,220	63,726	60,435	33,849	9,595
Iraq	.	..	..	30,801	90	..	..	..	9,828	60
Japan	9,351,122	8,048,478	11,744,117	7,817,178	5,086,554	27,79,137	40,72,572	60,44,483	34,93,072	24,17,925
China (*exclusive* of Hongkong and Macao)	482,038	1,293,349	820,665	252,604	583,300	6,28,569	6,94,971	4,74,565	1,37,798	3,39,353
United States of America—										
Vid Atlantic Coast	184,312	..	5	..	..	37,349	..	10	..	..
Other Foreign Countries	5,014	3,424	1,946	1,163	179	8,075	4,733	4,236	2,365	836
TOTAL FOREIGN COUNTRIES	9,824,800	9,711,791	13,056,992	8,393,243	5,952,053	40,38,872	53,11,614	70,97,381	40,62,482	31,63,966
Share of Bengal	*2,675,877*	*1,310,856*	*236,376*	*257,070*	*233,614*	*6,31,340*	*4,12,814*	*1,36,010*	*1,11,014*	*1,15,567*
,, *Bombay*	*4,774,668*	*7,195,175*	*11,795,185*	*7,905,262*	*5,612,263*	*27,37,141*	*42,65,336*	*63,20,655*	*37,62,230*	*28,89,832*
,, *Sind*	*165,576*	*53,384*	*203,207*	*199,895*	*141,986*	*1,83,529*	*1,11,425*	*2,83,365*	*1,58,678*	*1,46,590*
,, *Madras*	*753,603*	*392,247*	*339,643*	*74,333*	*104,013*	*2,35,572*	*1,71,191*	*1,85,051*	*43,058*	*52,990*
,, *Burma*	*1,734,548*	*866,737*	*646,944*	*365,763*	*150,175*	*5,61,443*	*5,45,389*	*4,68,402*	*2,16,576*	*1,44,958*
TOTAL* { Yards / =Lbs.	10,103,272 —	9,853,399 —	13,371,385 =1,785,141	8,802,323 =1,117,503	6,232,051 =800,788	43,49,025	54,99,066	73,98,482	43,20,550	33,69,981
Thread for sewing (III. E)—	Lbs.	Lbs.	Lbs.	Lbs.	Lbs.					
United Kingdom (*including* Channel Islands)	5,384	3,511	3,780	1,947	2,511	69,874	53,517	54,778	39,474	34,126
Other British Possessions	60	78	73	48	60	673	942	886	384	485
TOTAL BRITISH EMPIRE	5,444	3,589	3,803	1,995	2,571	70,547	54,459	55,664	39,858	34,611
Japan	..	1,446	154	112	45	..	8,085	887	262	65
Other Foreign Countries	17	381	4	20	801	166	5,212	33	233	2,144
TOTAL FOREIGN COUNTRIES	17	1,827	158	132	846	166	13,297	920	495	2,209
Share of Bengal	*1,485*	*1,469*	*968*	*368*	*1,345*	*11,471*	*12,855*	*10,474*	*5,801*	*8,567*
,, *Bombay*	*3,536*	*2,972*	*2,347*	*1,428*	*1,604*	*51,885*	*43,628*	*35,459*	*23,374*	*20,346*
,, *Sind*	*171*	*573*	*339*	*181*	*209*	*3,159*	*4,685*	*6,081*	*4,019*	*4,055*
,, *Madras*	*107*	*279*	*147*	*86*	*117*	*2,514*	*4,736*	*3,635*	*1,024*	*3,136*
,, *Burma*	*112*	*123*	*160*	*121*	*142*	*1,684*	*1,762*	*1,935*	*1,635*	*1,735*
TOTAL	5,461	5,416	3,961	2,127	3,417	70,718	67,766	56,584	40,358	36,820
Other sorts (III. E)—	Lbs.	Lbs.	Lbs.	Lbs.	Lbs					
United Kingdom (*including* Channel Islands)	12,190	16,094	3,792	4,525	4,720	63,820	81,365	22,491	34,989	22,843
Other British Possessions	1,234	801	411	708	259	7,991	6,489	3,523	3,540	1,239
TOTAL BRITISH EMPIRE	13,424	17,495	4,203	5,233	4,979	71 811	87,854	26,014	38,529	24,082

* Quantity in lbs. shown from 1934-35.

No. 10—*continued*

ARTICLES, AND COUNTRIES OF CONSIGNMENT; ALSO SHARE OF EACH PROVINCE	QUANTITY					VALUE				
	1932-33	1933-34	1934-35	1935-36	1936-37	1932-33	1933-34	1934-35	1935-36	1936-37
Textiles—*continued*						R	R	R	R	R
Silk—*continued*										
***Manufactures*—continued**										
Other sorts (III. R) —*continued*	Lbs.	Lbs.	Lbs.	Lbs.	Lbs.					
Germany	3,588	440	174	111	7	8,644	2,187	633	498	32
Belgium	4,071	1,748	1,100	548	..	10,758	2,882	920	1,191	..
France	..	..	..	350	..	..	..	..	20,804	..
Japan	14,478	16,589	15,676	15,575	8,138	60,404	69,805	34,597	25,899	11,986
China (*exclusive* of Hongkong and Macão)	7,112	970	5,985	435	68	25,000	6,789	8,029	2,481	230
United States of America—										
Vid Atlantic Coast	4,296	5,887	334	284	574	70,205	55,510	5,328	3,988	6,047
,, Pacific ,,	196	56	56	1	..	3,013	984	1,149	5	..
Other Foreign Countries	1,334	317	423	130	1	5,229	2,844	3,545	360	5
TOTAL FOREIGN COUNTRIES	35,070	25,952	23,748	17,379	8,778	1,92,748	1,41,001	54,196	55,176	18,800
Share of Bengal	*18,301*	*10,749*	*13,904*	*13,858*	*11,736*	*92,124*	*66,222*	*37,938*	*39,963*	*22,523*
,, *Bombay*	*20,919*	*21,421*	*11,085*	*1,914*	*376*	*1,06,042*	*94,671*	*17,249*	*36,967*	*3,698*
,, *Sind*	*7,028*	*7,395*	*237*	*63*	*303*	*31,267*	*27,526*	*3,872*	*350*	*2,633*
,, *Madras*	*479*	*1,013*	*1,581*	*1,761*	*1,157*	*5,934*	*13,281*	*13,663*	*16,162*	*19,362*
,, *Burma*	*2,467*	*2,869*	*1,144*	*16*	*135*	*23,792*	*27,155*	*8,148*	*223*	*567*
TOTAL	48,494	48,447	27,951	22,612	13,757	2,64,059	2,28,855	80,210	93,705	42,382
***Total of Silk manufactures* (including *Silk yarn, etc.*)—**										
United Kingdom (*including* Channel Islands)	—	—	—	—	—	11,71,039	8,15,263	18,63,780	9,15,641	3,75,591
Ceylon (*excluding* Maldives)	—	—	—	—	—	29,121	25,826	1,15,178	1,75,864	54,201
Straits Settlements	—	—	—	—	—	25,037	26,404	61,129	1,36,378	35,159
Hongkong	—	—	—	—	—	1,24,382	3,46,246	3,47,209	3,13,688	4,25,967
Canada—										
Vid Atlantic Coast	—	—	—	—	—	8	390	6,065	2,686	3,822
,, Pacific ,,	—	—	—	—	—	..	1,874	—	—	..
Other British Possessions	—	—	—	—	—	3,014	3,781	4,329	2,603	5,481
TOTAL BRITISH EMPIRE	—	—	—	—	—	13,57,551	12,24,784	17,98,440	15,48,820	9,60,171
Germany	—	—	—	—	—	4,93,708	3,19,390	3,9 ,576	2,38,533	3,59,194
Belgium	—	—	—	—	—	1,48,380	88,736	18,605	88,821	781
France	—	—	—	—	—	3,14,345	1,71,612	1,55,371	2,05,012	1,51,860
Switzerland	—	—	—	—	—	4,03,814	1,42,700	88,584	47,479	97,568
Italy (*including* Fiume)	—	—	—	—	—	24,37,888	5,78,421	3,52,172	7,44,712	5,6,700
Austria	—	—	—	—	—	5,023	5,267	7,585	3,285	..
Czechoslovakia	—	—	—	—	—	1,612	1,395	708	4,290	6,456
Muskat Territory and Trucial Oman	—	—	—	—	—	107	87	321	419	14,800
Iraq	—	—	—	—	—	..	—	..	11,518	4,591
Iran	—	—	—	—	—	140	75	25,807	65	—
Japan	—	—	—	—	—	2,01,71,784	2,10,69,455	2,09,29,918	1,68,58,282	1,30,23,966
China (*exclusive* of Hongkong and Macão)	—	—	—	—	—	61,52,071	50,27,599	36,33,682	26,75,263	25,86,187
United States of America—										
Vid Atlantic Coast	—	—	—	—	—	1,16,639	55,701	54,446	65,294	72,895
,, Pacific ,,	—	—	—	—	—	3,043	984	1,174	138	..
Other Foreign Countries	—	—	—	—	—	4,355	4,656	3,112	4,615	1,138
TOTAL FOREIGN COUNTRIES	—	—	—	—	—	3,02,52,849	2,74,61,078	2,61,64,511	2,04,42,721	1,67,85,088

No. 10—*continued*

ARTICLES, AND COUNTRIES OF CONSIGNMENT; ALSO SHARE OF EACH PROVINCE	QUANTITY					VALUE				
	1932-33	1933-34	1934-35	1935-36	1936-37	1932-33	1933-34	1934-35	1935-36	1936-37
Textiles—*continued*						R	R	R	R	R
Silk—*concluded*										
Manufactures—concluded										
Total of Silk manufactures (including *Silk yarn, etc.*)—continued										
Share of Bengal	—	—	—	—	—	*25,05,516*	*15,17,666*	*18,58,694*	*21,84,823*	*15,10,070*
" *Bombay*	—	—	—	—	—	*2,56,41,338*	*2,41,69,644*	*2,28,75,777*	*1,76,15,841*	*1,45,85,507*
" *Sind*	—	—	—	—	—	*6,87,945*	*4,69,725*	*9,40,745*	*7,22,254*	*5,75,365*
" *Madras*	—	—	—	—	—	*10,18,858*	*11,76,847*	*10,13,245*	*7,41,934*	*6,08,420*
" *Burma*	—	—	—	—	—	*17,56,743*	*13,51,970*	*12,74,490*	*7,26,659*	*4,65,392*
TOTAL	—	—	—	—	—	3,16,10,400	2,86,85,862	2,79,62,951	2,19,91,541	1,77,45,254
Total of Silk, raw and manufactures	—	—	—	—	—	4,33,36,681	3,58,60,146	3,37,09,253	2,77,64,670	2,41,86,801
Wool—										
Raw (II. P)—	Lbs.	Lbs.	Lbs.	Lbs.	Lbs.					
United Kingdom (*including* Channel Islands)	2,127,581	1,539,382	2,248,670	1,688,057	1,977,673	18,24,994	14,30,787	18,42,013	12,67,317	20,84,509
Commonwealth of Australia	3,050,870	2,831,130	3,048,687	4,548,171	3,816,106	18,10,348	18,02,721	20,94,714	27,41,459	34,86,283
New Zealand	72,949	23,322	..	65,791	13,077	31,786	11,752	..	29,814	7,263
Other British Possessions	21,056	6,944	3,808	3,831	5,724	5,735	1,800	1,190	1,896	2,380
TOTAL BRITISH EMPIRE	5,272,406	4,400,778	5,301,165	6,305,850	5,812,580	36,72,863	32,47,060	39,37,917	40,40,486	55,80,435
Germany	6,384	..	..	7,929	..	1,140	..	..	5,769	..
Turkey, Asiatic	..	..	..	..	107,896	..	..	..	..	47,074
Maskat Territory and Trucial Oman	56,504	34,868	27,554	68,658	101,431	11,675	6,365	5,758	12,745	18,054
Other Native States in Arabia	160,780	11,424	24,584	98,015	93,968	1,03,900	2,820	7,090	38,170	28,025
Iraq	396,316	2,576	286,880	701,596	618,118	1,19,892	870	73,600	2,14,905	2,57,084
Iran	1,293,179	648,072	394,941	300,610	20,384	3,02,490	1,51,384	1,10,652	96,955	7,500
United States of America—										
Viâ Atlantic Coast	..	136	..	..	19,349	..	332	..	..	14,141
Other Foreign Countries	808	1,008	..	2,586	..	228	798	..	1,163	..
TOTAL FOREIGN COUNTRIES	1,913,971	698,084	683,959	1,179,399	961,146	5,39,325	1,62,519	1,97,100	3,69,707	3,71,878
Share of Bengal	*2,868,635*	*2,554,145*	*2,731,514*	*4,120,381*	*3,505,928*	*18,08,829*	*16,89,455*	*20,13,933*	*24,73,845*	*33,06,957*
" *Bombay*	*3,622,234*	*1,994,098*	*2,516,292*	*2,485,724*	*2,074,727*	*18,23,871*	*12,45,598*	*15,21,652*	*13,59,216*	*16,36,436*
" *Sind*	*695,408*	*249,958*	*667,446*	*624,152*	*599,253*	*5,79,370*	*3,37,907*	*5,65,970*	*4,59,285*	*6,38,592*
" *Madras*	..	*300,561*	*69,872*	*254,962*	*593,818*	..	*1,36,491*	*33,462*	*1,17,847*	*3,70,328*
" *Burma*	*100*	*100*	..	..	..	*118*	*128*	..	..	..
TOTAL	7,186,377	5,098,862	5,985,124	7,485,249	6,773,726	42,12,188	34,09,579	41,35,017	44,10,193	59,52,313

No. 10—co *ncluded*

ARTICLES, AND COUNTRIES OF CONSIGNMENT; ALSO SHARE OF EACH PROVINCE	QUANTITY					VALUE				
	1932-33	1933-34	1934-35	1935-36	1936-37	1932-33	1933-34	1934-35	1935-36	1936-37
Textiles—*continued*										
Wool—*continued*						R	R	R	R	R
Yarn and knitting wool (III. S)—										
Worsted yarn for weaving (III. S)	Lbs.	Lbs.	Lbs.	Lbs.	Lbs.					
United Kingdom (*including* Channel Islands)	166,420	300,471	227,540	35,762	5,568	2,19,142	2,92,189	2,83,964	56,068	11,382
Poland (*including* Danzig)	344,825	78,060	27,685	93,015	20,936	5,90,800	1,58,889	36,518	1,62,214	40,787
Germany	79,892	15,159	7,668	..	..	1,67,735	26,445	14,785	..	..
Belgium	16,013	2,808	1,378	..	..	29,691	4,078	3,418	..	..
France	244,664	21,658	21,384	300	..	3,88,440	28,508	33,799	1,795	..
Italy (*including* Fiume)	442	1,276	2,095	524	..	964	2,519	0,449	427	..
Czechoslovakia	14,258	..	..	..	..	31,865	..	..	..	..
Japan	49,986	465,864	1,349,874	955,696	924,801	81,969	7,03,800	24,99,258	16,06,072	17,81,246
Other Foreign Countries	2,079	1,214	819	..	..	2,086	1,462	1,912	..	..
TOTAL FOREIGN COUNTRIES	751,554	586,034	1,410,898	1,050,435	945,237	12,93,520	9,25,696	25,96,134	17,70,508	18,22,033
Share of Bengal	*81,997*	*155,989*	*178,635*	*100,608*	*67,647*	*1,31,346*	*1,49,034*	*3,59,263*	*1,74,543*	*1,16,999*
,, *Bombay*	*50,998*	*379,502*	*551,331*	*183,897*	*249,583*	*48,416*	*4,95,369*	*10,40,493*	*2,93,500*	*4,75,445*
,, *Sind*	*765,436*	*348,909*	*891,090*	*794,435*	*627,388*	*13,04,818*	*5,68,572*	*13,64,460*	*13,40,091*	*12,26,802*
,, *Madras*	*13,546*	*2,665*	*6,182*	*7,937*	*5,537*	*25,032*	*4,310*	*14,435*	*13,442*	*12,722*
,, *Burma*	*12*	..	*1,200*	..	*700*	*50*	..	*1,457*	..	*1,538*
TOTAL	911,974	886,505	1,688,488	1,086,197	950,805	15,12,662	12,17,885	28,80,098	18,26,576	18,33,415
Knitting wool (III. S)—	Lbs.	Lbs.	Lbs.	Lbs.	Lbs.					
United Kingdom (*including* Channel Islands)	344,306	421,303	619,366	261,119	225 994	6,14,684	7,28,347	10,31,252	5,35,782	5,80,800
Hongkong	..	..	..	37,763	40	..	..	..	31,601	70
Other British Possessions	24	12	1	62	136	79	22	3	145	354
TOTAL BRITISH EMPIRE	344,330	421,315	619,367	298,944	226,170	6,14,763	7,28,369	10,31,255	5,67,528	5,81,224
Poland (*including* Danzig)	37,659	22,361	24,330	6,122	8,962	57,012	38,455	36,628	6,042	18,524
Germany	180,714	87,394	22,793	16,245	40,625	4,55,166	89,118	70,333	54,662	59,310
Belgium	21,145	5	13,104	..	15,381	37,849	12	11,938	..	28,736
France	190,774	3,533	472	217	59	2,82,878	6,984	1,748	700	159
Italy (*including* Fiume)	6,188	16	20	72	..	13,858	15	100	151	..
Czechoslovakia	21,037	..	..	..	216	45,339	..	..	..	674
Japan	187,516	324,517	1,157,670	716,903	933,232	2,74,722	4,79,974	20,05,989	10,82,913	16,42,659
China (*exclusive of* Hongkong and Macao)	5,144	103	92	2	..	11,308	306	367	4	..
Other Foreign Countries	1,266	222	297	69	12	3,913	908	459	190	38
TOTAL FOREIGN COUNTRIES	651,445	388,051	1,238,777	739,635	998,487	11,81,095	6,15,672	21,28,562	11,44,662	17,50,150
Share of Bengal	*148,997*	*139,839*	*111,103*	*137,139*	*98,218*	*3,45,025*	*2,48,171*	*2,46,434*	*2,67,008*	*2,2,801*
,, *Bombay*	*416,416*	*154,482*	*193,243*	*238,068*	*433,507*	*5,71,600*	*2,52,743*	*3,13,894*	*3,64,045*	*7,81,806*
,, *Sind*	*316,515*	*422,987*	*1,436,338*	*544,435*	*532,143*	*6,01,372*	*6,38,479*	*23,24,795*	*8,50,389*	*10,70,117*
,, *Madras*	*27,666*	*37,991*	*39,979*	*40,020*	*45,198*	*83,831*	*94,748*	*1,05,393*	*87,477*	*85,948*
,, *Burma*	*56,281*	*54,677*	*76,537*	*73,529*	*60,623*	*1,95,030*	*1,09,907*	*1,71,393*	*1,43,271*	*1,21,704*
TOTAL	905,775	809,966	1,858,144	1,038,579	1,224,657	17,96,858	13,44,041	31,59,817	17,12,190	23,31,374

No. 10—*continued*

ARTICLES, AND COUNTRIES OF CONSIGNMENT; ALSO SHARE OF EACH PROVINCE	Quantity					Value				
	1932-33	1933-34	1934-35	1935-36	1936-37	1932-33	1933-34	1934-35	1935-36	1936-37
Textiles—*continued*						R	R	R	R	R
Wool—*continued*										
Yarn and knitting wool—*continued*										
Other sorts (III. 8) (*a*)—					Lbs.					
United Kingdom (*including* Channel Islands)	—	—	—	—	2,350	—	—	—	—	3,35
Germany	—	—	—	—	219	—	—	—	—	27
China (exclusive of Hongkong and Macao)	—	—	—	—	5,400	—	—	—	—	8,87
TOTAL FOREIGN COUNTRIES	—	—	—	—	5,619	—	—	—	—	8,04
Share of Bengal	—	—	—	—	*6,395*	—	—	—	—	*10,23*
„ *Bombay*	—	—	—	—	*926*	—	—	—	—	*1,05*
„ *Sind*	—	—	—	—	*340*	—	—	—	—	*40*
„ *Madras*	—	—	—	—	*2*	—	—	—	—	*3*
„ *Burma*	—	—	—	—	*312*	—	—	—	—	*31*
TOTAL	—	—	—	—	7,975	—	—	—	—	12,00
Manufactures—										
Blankets and rugs, *other than* floor rugs (III. 8)—	Lbs.	Lbs.	Lbs.	Lbs.	Lbs.					
United Kingdom (*including* Channel Islands)	59,038	87,291	115,826	59,540	81,176	89,136	1,07,316	1,35,712	97,540	63,898
Hongkong	3,039	1,940	7,916	1,455	2,960	6,289	4,039	12,968	2,611	6,080
Other British Possessions	2,136	375	1,081	3,600	613	2,041	758	1,551	2,879	947
TOTAL BRITISH EMPIRE	64,213	89,606	124,823	64,595	34,749	98,466	1,12,108	1,50,231	1,03,030	70,925
Poland (*including* Dantzig)	..	..	..	39,882	392,164	..	..	..	9,358	2,89,929
Germany	217,730	74,053	352,184	141,833	431,311	98,575	34,888	1,25,993	74,889	1,53,196
Belgium	47,470	..	11,441	21,661	6,216	20,766	..	6,317	9,594	6,484
France	39,252	23,519	20,927	8,651	6	16,884	10,196	8,738	4,068	12
Italy (*including* Fiume)	3,781,665	4,895,483	5,981,089	4,167,525	2,549,322	31,40,357	37,95,823	49,93,848	31,19,091	18,87,420
Czechoslovakia	1,208	535	4,296	..	160	2,580	1,554	6,923	..	149
Japan	13,151	33,823	152,347	165,356	12,572	15,219	43,867	1,96,440	1,92,415	1,39,187
Other Foreign Countries	12,390	2,659	18,038	702	1,638	6,275	4,303	10,256	852	1,357
TOTAL FOREIGN COUNTRIES	4,112,866	5,080,072	6,540,322	4,545,610	3,498,389	33,00,756	38,90,186	53,48,505	34,09,762	24,77,094
Share of Bengal	*1,687,853*	*2,063,285*	*2,993,429*	*1,676,444*	*1,562,938*	*11,77,420*	*14,88,880*	*22,33,758*	*11,15,651*	*9,82,809*
„ *Bombay*	*703,354*	*1,045,773*	*1,467,489*	*1,286,174*	*867,684*	*6,25,036*	*8,64,937*	*13,07,911*	*9,56,897*	*6,75,017*
„ *Sind*	*1,240,458*	*1,539,607*	*1,329,947*	*1,018,757*	*740,082*	*11,29,452*	*12,47,103*	*15,55,141*	*7,84,413*	*5,96,241*
„ *Madras*	*113,803*	*27,348*	*16,579*	*13,589*	*6,347*	*98,151*	*28,058*	*22,348*	*14,820*	*7,589*
„ *Burma*	*431,606*	*443,665*	*357,701*	*716,241*	*351,093*	*3,67,163*	*3,73,316*	*3,29,518*	*6,11,112*	*2,87,953*
TOTAL	4,177,079	5,119,678	6,665,145	4,610,205	3,528,188	33,97,222	40,02,394	54,98,736	35,12,702	25,48,609
Braids (III. 8)—	Lbs.	Lbs.	Lbs.	Lbs.	Lbs.					
United Kingdom (*including* Channel Islands)	1,018	3,542	727	62	53 374	3,048	5,884	2,618	175	1,181
Germany	8,516	1,890	2,340	5,046	1,077	23,406	5,380	5,724	12,878	3,439
Netherlands	2,315	1,674	845	32	..	6,565	5,089	2,680	142	..
Czechoslovakia	3,530	3,835	4,226	2,298	3,169	7,271	11,141	10,141	7,080	9,650
Japan	..	672	30,960	918	..	..	648	6,922	888	..
Other Foreign Countries	3,338	200	751	284	217	3,100	280	2,074	844	860
TOTAL FOREIGN COUNTRIES	17,699	8,271	39,122	8,578	4,463	40,342	22,488	27,741	21,832	13,930
Share of Bengal	*7,159*	*2,360*	*3,285*	*2,590*	*2,270*	*16,206*	*5,059*	*6,552*	*5,494*	*5,933*
„ *Bombay*	*4,246*	*3,416*	*32,075*	*229*	*391*	*5,547*	*6,569*	*11,640*	*706*	*1,451*
„ *Sind*	*3,925*	*3,716*	*2,359*	*3,042*	*1,977*	*12,058*	*11,293*	*7,851*	*7,987*	*7,200*
„ *Madras*	*1,299*	..	*13*	*1,060*	*25*	*3,948*	..	*36*	*3,246*	*36*
„ *Burma*	*2,088*	*2,322*	*1,618*	*1,729*	*174*	*5,631*	*6,451*	*4,280*	*4,574*	*470*
TOTAL	18,717	11,813	39,349	8,640	4,837	43,300	28,372	30,359	22,007	15,120

(*a*) Separately recorded from 1936-37.

No. 10—*continued*

ARTICLES, AND COUNTRIES OF CONSIGNMENT; ALSO SHARE OF EACH PROVINCE	QUANTITY					VALUE				
	1932-33	1933-34	1934-35	1935-36	1936-37	1932-33	1933-34	1934-35	1935-36	1936-37
Textiles—*continued*						R	R	R	R	R
Wool—*continued*										
***Manufactures*—continued**										
Carpets and floor rugs (III. 8)*—	Lbs.	Lbs.	Lbs.	Lbs.	Lbs.					
United Kingdom (*including* Channel Islands)	81,256	75,862	104,959	147,544	138,321	1,77,177	1,52,342	2,37,014	3,06,496	3,05,916
Straits Settlements	906	469	1,511	512	2,547	2,952	908	1,793	1,072	9,807
Other British Possessions	1,259	1,312	5,450	3,388	2,702	2,016	2,007	10,429	5,493	3,487
TOTAL BRITISH EMPIRE	83,421	77,143	111,929	151,444	143,570	1,82,145	1,55,258	2,49,236	3,13,061	3,19,210
Poland (*including* Danzig)	..	..	400	..	3,265	..	..	1,351	..	6,453
Germany	856	360	5,632	2,493	1,407	2,678	1,003	11,083	3,184	2,518
Belgium	3,792	12,259	5,318	11,661	9,175	4,615	14,158	6,157	10,420	10,157
France	7,386	1,341	1,919	1,231	1,218	80,062	2,683	11,202	1,624	848
Turkey, European	..	..	..	360	7,210	..	..	..	13,400	28,928
Iraq	5,447	6,112	2,381	4,212	1,903	10,377	10,582	5,096	10,562	3,944
Iran	77,092	14,449	9,511	9,596	17,923	79,698	18,241	14,994	11,588	21,815
China (*exclusive* of Hongkong and Macao)	2,795	7,371	5,953	12,592	17,633	4,423	14,692	10,733	14,041	11,389
United States of America—										
Vid Atlantic Coast	3,286	9,055	10,766	4,883	2,347	31,711	7,869	23,118	8,390	4,456
,, Pacific ,,	..	45	..	..	192	..	134	..	..	210
Other Foreign Countries	3,380	6,991	6,765	3,321	2,029	6,564	10,077	8,742	5,742	3,647
TOTAL FOREIGN COUNTRIES	104,893	57,893	48,645	50,298	69,307	2,20,128	70,430	92,476	78,951	93,865
Share of Bengal	*35,806*	*34,058*	*39,338*	*51,502*	*59,440*	*73,069*	*63,378*	*76,214*	*98,799*	*94,106*
,, *Bombay*	*122,483*	*70,510*	*83,599*	*83,048*	*81,853*	*2,70,748*	*1,17,699*	*1,91,858*	*1,38,632*	*1,66,644*
,, *Sind*	*16,595*	*14,668*	*18,623*	*13,429*	*17,782*	*38,909*	*27,724*	*42,950*	*29,241*	*46,026*
,, *Madras*	*9,436*	*8,061*	*8,526*	*5,078*	*3,143*	*13,039*	*16,433*	*18,223*	*9,994*	*6,345*
,, *Burma*	*3,494*	*6,849*	*30,493*	*48,690*	*50,659*	*6,508*	*10,068*	*32,467*	*1,15,346*	*99,954*
TOTAL	187,814	135,036	160,574	2,01,742	212,877	4,02,273	2,35,297	3,41,712	3,92,012	4,13,075
Hosiery (III. 8) (a)—	Lbs.	Lbs.	Lbs.							
United Kingdom (*including* Channel Islands)	107,179	103,856	133,511	—	—	4,57,647	4,03,881	5,49,280	—	—
Hongkong	5,238	544	1,545	—	—	17,012	1,421	2,433	—	—
Other British Possessions	203	7	9	—	—	1,789	27	26	—	—
TOTAL BRITISH EMPIRE	112,620	109,407	135,065	—	—	4,76,508	4,05,279	5,51,739	—	—
Germany	1,414	12	372	—	—	5,230	55	2,269	—	—
Japan	150,230	169,987	269,285	—	—	2,05,010	4,10,310	6,66,214	—	—
Other Foreign Countries	1,571	1,730	4,111	—	—	4,853	6,718	5,132	—	—
TOTAL FOREIGN COUNTRIES	153,215	171,729	273,768	—	—	3,15,093	4,17,083	6,73,615	—	—
Share of Bengal	*118,845*	*106,735*	*197,072*	—	—	*2,39,790*	*2,54,787*	*5,65,697*	—	—
,, *Bombay*	*90,894*	*103,373*	*144,509*	—	—	*2,24,490*	*2,59,118*	*3,86,465*	—	—
,, *Sind*	*28,199*	*26,465*	*42,154*	—	—	*96,351*	*1,46,458*	*1,83,056*	—	—
,, *Madras*	*1,910*	*2,303*	*3,471*	—	—	*8,210*	*9,829*	*13,462*	—	—
,, *Burma*	*31,057*	*32,357*	*21,617*	—	—	*1,23,660*	*1,12,170*	*76,674*	—	—
TOTAL	265,835	281,136	408,833	—	—	6,92,501	8,82,302	12,25,354	—	—
Woollen knitted apparel (III. 8) (b)—				Lbs.	Lbs.					
United Kingdom (*including* Channel Islands)	—	—	—	37,128	45,895	—	—	—	1,54,612	2,16,457
Hongkong	—	—	—	1,279	2,701	—	—	—	2,587	5,356
Other British Possessions	—	—	—	262	227	—	—	—	997	226
TOTAL BRITISH EMPIRE	—	—	—	38,669	48,823	—	—	—	1,58,196	2,22,039

* Inclusive of carpets imported as baggage.
(a) Subdivided from 1935-36.
(b) Transferred from "Apparel" (*including* drapery, uniforms and accoutrements) to "Wool—Hosiery" from 1935-36.

No. 10—*continued*

ARTICLES, AND COUNTRIES OF CONSIGNMENT; ALSO SHARE OF EACH PROVINCE	Quantity					Value				
	1932-33	1933-34	1934-35	1935-36	1936-37	1932-33	1933-34	1934-35	1935-36	1936-37
						Rs	Rs	Rs	Rs	Rs
Textiles—*continued*										
Wool—*continued*										
***Manufactures*—continued**										
Hosiry—*contd.*				Lbs.	Lbs.					
Woollen knitted apparel (III. 8) *(a)—continued*										
Germany	—	—	—	780	2,680	—	—	—	4,909	18,743
Japan	—	—	—	394,587	303,585	—	—	—	9,41,623	7,68,230
Other Foreign Countries	—	—	—	1,468	1,168	—	—	—	5,839	2,640
TOTAL FOREIGN COUNTRIES	—	—	—	396,835	307,433	—	—	—	9,52,371	7,89,613
Share of Bengal	—	—	—	*174,451*	*136,923*	—	—	—	*4,84,806*	*3,63,479*
„ *Bombay*	—	—	—	*93,851*	*67,139*	—	—	—	*2,50,246*	*2,28,189*
„ *Sind*	—	—	—	*30,787*	*26,193*	—	—	—	*81,365*	*77,013*
„ *Madras*	—	—	—	*1,971*	*1,110*	—	—	—	*5,784*	*3,064*
„ *Burma*	—	—	—	*134,444*	*124,892*	—	—	—	*3,37,866*	*3,39,923*
TOTAL	—	—	—	435,504	356,256	—	—	—	11,10,567	10,11,652
Other sorts (III. 8) (a)—				Lbs.	Lbs.					
United Kingdom (*including* Channel Islands)	—	—	—	101,121	70,974	—	—	—	4,35,114	3,11,222
Other British Possessions	—	—	—	454	70	—	—	—	1,223	316
TOTAL BRITISH EMPIRE	—	—	—	101,575	71,044	—	—	—	4,36,337	3,11,538
Japan	—	—	—	71,426	38,395	—	—	—	1,96,958	1,23,826
Other Foreign Countries	—	—	—	939	440	—	—	—	3,794	1,948
TOTAL FOREIGN COUNTRIES	—	—	—	72,365	38,835	—	—	—	2,00,747	1,25,774
Share of Bengal	—	—	—	*50,901*	*27,183*	—	—	—	*1,58,891*	*1,12,999*
„ *Bombay*	—	—	—	*53,347*	*41,033*	—	—	—	*2,24,748*	*1,46,978*
„ *Sind*	—	—	—	*33,567*	*39,326*	—	—	—	*1,44,909*	*1,65,818*
„ *Madras*	—	—	—	*3,904*	*2,045*	—	—	—	*13,507*	*10,319*
„ *Burma*	—	—	—	*27,231*	*293*	—	—	—	*95,099*	*1,698*
TOTAL	—	—	—	173,940	109,879	—	—	—	6,37,084	4,37,312
Woollen and worsted piecegoods (III. 8)—	Yards	Yards	Yards	Yards	Yards					
United Kingdom (*including* Channel Islands)	2,798,787	3,181,872	2,077,705	1,932,119	1,672,610	52,47,579	57,44,260	46,58,540	43,58,671	41,54,740
Ceylon (*excluding* Maldives)	..	..	..	5,148	..	..	..	..	6,181	..
Straits Settlements	..	..	..	9,722	396	..	..	..	11,298	677
Federated Malay States	..	..	4,004	..	..	..	..	6,399	..	..
Hongkong	7,590	266	185	15	345	18,276	177	176	30	504
Kenya Colony	2,170	3,372	752	7	3,811	3,170	3,372	893	20	10,947
Other British Possessions	3,118	4,328	5,697	1,091	500	4,711	5,844	5,119	1,961	1,488
TOTAL BRITISH EMPIRE	2,811,615	3,189,338	2,088,349	1,948,102	1,682,662	52,72,736	57,58,653	46,66,127	43,78,161	41,68,301

(a) Transferred from 'Apparel (including drapery, uniforms and accoutrements)' to 'Wool—Hosiery' from 1935-36.

No. 10—*continued*

ARTICLES, AND COUNTRIES OF CONSIGNMENT; ALSO SHARE OF EACH PROVINCE	QUANTITY					VALUE				
	1932-33	1933-34	1934-35	1935-36	1936-37	1932-33	1933-34	1934-35	1935-36	1936-37
						Rs	Rs	Rs	Rs	Rs
Textiles—*continued*										
Wool—*continued*										
***Manufactures*—continued**										
Woollen and worsted piece-goods (III. 5)—*continued*	Yards	Yards	Yards	Yards	Yards					
Poland (*including* Danzig)	179,118	295,768	29,070	2,649	21,361	2,03,509	3,25,897	48,120	4,413	38,514
Germany	461,902	399,137	432,262	265,696	416,825	8,76,150	6,47,809	7,64,517	3,70,235	5,56,037
Netherlands	59,122	33,942	25,416	7,459	5,999	1,59,746	67,242	65,466	24,537	17,091
Belgium	504,251	539,764	22,488	10,398	15,001	5,85,871	4,58,757	49,852	20,981	19,481
France	4,561,869	2,742,856	662,648	10,965	2,110	34,29,798	17,43,029	4,23,360	14,542	7,068
Switzerland	27,797	54,783	109,237	64,655	21,665	99,014	71,018	1,46,455	70,246	18,488
Italy (*including* Fiume)	3,607,710	2,123,412	192,856	68,109	56,141	42,18,938	22,62,206	3,52,749	1,50,945	1,27,912
Austria	6,944	3,074	68,704	45,226	18,535	12,808	4,990	96,495	57,129	23,322
Czechoslovakia	300,218	58,245	26,696	1,715	2,859	5,27,500	1,17,279	60,565	5,537	9,182
Iran	10,814	59	4,140	18	..	8,120	87	1,874	50	..
Japan	1,412,661	2,090,419	6,858,716	2,838,976	3,200,320	7,78,404	15,47,222	78,06,105	30,11,767	34,39,540
Portuguese East Africa	224	3,041	23	..	..	224	5,473	23	..	..
Other Foreign Countries	3,026	1,183	480	628	1,790	3,832	2,131	727	1,122	4,295
TOTAL FOREIGN COUNTRIES	11,135,146	8,345,578	8,427,731	3,811,496	3,762,666	1,08,89,609	72,78,135	98,16,248	37,31,504	42,60,870
Share of Bengal	*2,185,591*	*2,084,810*	*2,036,848*	*866,057*	*1,081,183*	*23,60,038*	*21,29,564*	*23,58,521*	*12,85,254*	*14,57,466*
" *Bombay*	*3,736,348*	*4,121,197*	*4,783,314*	*2,981,476*	*3,108,255*	*58,22,923*	*52,17,242*	*70,58,313*	*44,73,262*	*46,68,757*
" *Sind*	*6,634,345*	*4,434,796*	*2,724,058*	*753,927*	*694,710*	*62,63,103*	*37,24,625*	*33,30,614*	*12,67,445*	*13,92,345*
" *Madras*	*179,877*	*210,321*	*207,140*	*52,147*	*61,437*	*1,87,041*	*1,84,681*	*1,85,446*	*1,15,958*	*1,03,161*
" *Burma*	*1,213,170*	*524,893*	*764,720*	*606,689*	*499,743*	*14,79,440*	*7,70,406*	*10,46,581*	*9,77,723*	*7,77,443*
TOTAL (*a*) { yds. =lbs.	13,946,701 —	11,535,916 —	10,516,080 =4,783,058	5,259,596 =2,682,416	5,445,328 =2,776,281	1,61,12,545	1,30,26,788	1,39,82,375	61,09,665	84,29,171
Goods of wool mixed with other materials (III. 5) (*b*)—			Yards.	Yards.	Yards.					
United Kingdom (*including* Channel Islands)	—	—	2,125,573	1,822,711	1,771,981	—	—	29,46,896	23,76,517	24,06,294
Other British Possessions	—	—	..	289	..	—	—	..	910	..
TOTAL BRITISH EMPIRE	—	—	2,125,573	1,823,000	1,771,981	—	—	29,46,896	23,77,427	24,06,294
Poland (*including* Danzig)	—	—	109,746	117,008	60,707	—	—	1,58,433	1,63,958	85,144
Germany	—	—	58,322	54,349	47,587	—	—	1,00,074	1,03,539	1,27,131
Netherlands	—	—	4,026	..	..	—	—	6,147	..	..
Belgium	—	—	45,126	12,824	6,752	—	—	66,824	16,993	10,714
Switzerland	—	—	12,922	..	..	—	—	17,344	..	..
Italy (*including* Fiume)	—	—	447,075	112,801	15,118	—	—	3,72,889	86,260	12,729
Czechoslovakia	—	—	3,020	434	921	—	—	5,659	1,865	4,614
Japan	—	—	409,680	210,010	420,580	—	—	4,06,832	2,67,671	4,84,976
Other Foreign Countries	—	—	3,067	13,725	2,060	—	—	4,336	9,308	4,572
TOTAL FOREIGN COUNTRIES	—	—	1,092,984	520,651	553,725	—	—	12,28,538	6,69,594	7,29,880
Share of Bengal	—	—	*1,181,412*	*507,718*	504,200	—	—	*11,39,346*	*4,74,396*	*5,12,611*
" *Bombay*	—	—	*1,263,646*	*988,733*	1,098,022	—	—	*19,04,333*	*14,75,571*	*15,64,227*
" *Sind*	—	—	*577,425*	*475,517*	340,902	—	—	*8,25,196*	*5,91,745*	*5,46,552*
" *Madras*	—	—	*17,049*	*34,313*	30,426	—	—	*29,194*	*53,174*	*43,804*
" *Burma*	—	—	*179,025*	*343,365*	352,156	—	—	*2,77,365*	*4,52,125*	*4,63,980*
TOTAL { yds. =lbs.	— —	— —	3,218,557 =1,860,165	2,843,651 =1,631,742	2,325,706 =1,416,964	—	—	41,75,424	30,47,021	31,36,174

(*a*) Quantity in lbs. shown from 1934-35.
(*b*) Separately recorded from 1934-35.

No. 10—*continued*

ARTICLES, AND COUNTRIES OF CONSIGNMENT; ALSO SHARE OF EACH PROVINCE	QUANTITY					VALUE				
	1932-33	1933-34	1934-35	1935-36	1936-37	1932-33	1933-34	1934-35	1935-36	1936-37
						R	R	R	R	R
Textile—*continued*										
Wool—*continued*										
***Manufactures*—continued**										
Ruffle cloth and shawl cloth (III. 8) (*a*)—				Yards	Yards					
United Kingdom (*including* Channel Islands)	—	—	—	28,535	898	—	—	—	15,031	338
Germany	—	—	—	..	3,089	—	—	—	..	3,071
France	—	—	—	57,972	..	—	—	—	40,107	..
Japan	—	—	—	133,416	..	—	—	—	1,08,712	—
China (exclusive of Hong-kong and Macao)	—	—	—	..	42,437	—	—	—	..	40,677
TOTAL FOREIGN COUNTRIES	—	—	—	191,388	45,526	—	—	—	1,48,819	43,748
Share of Bengal	—	—	—	*5,490*	..	—	—	—	*4,310*	..
„ *Bombay*	—	—	—	*35,703*	*7,818*	—	—	—	*28,893*	*7,303*
„ *Sind*	—	—	—	*178,730*	*38,596*	—	—	—	*1,31,047*	*36,778*
TOTAL { Yards	—	—	—	219,923	46,424	—	—	—	1,64,750	44,081
TOTAL { —lbs.	—	—	—	=87,287	=19,392					
Roller cloth, clearer cloth and sizing flannel (III. 8) (*a*)—				Yards	Yards					
United Kingdom (*including* Channel Islands)	—	—	—	106,083	75,747	—	—	—	3,21,282	2,15,485
France	—	—	—	1,271	1,947	—	—	—	4,852	3,076
Austria	—	—	—	2,692	480	—	—	—	7,989	1,550
Japan	—	—	—	2,328	539	—	—	—	5,508	1,164
Other Foreign Countries	—	—	—	859	20	—	—	—	5,201	148
TOTAL FOREIGN COUNTRIES	—	—	—	7,145	2,986	—	—	—	23,500	9,928
Share of Bengal	—	—	—	*2,428*	*4,089*	—	—	—	*7,777*	*10,476*
„ *Bombay*	—	—	—	*110,792*	*74,435*	—	—	—	*3,35,758*	*2,14,364*
„ *Sind*	—	—	—	..	*209*	—	—	—	..	*534*
„ *Madras*	—	—	—	*8*	..	—	—	—	*249*	..
TOTAL { Yards	—	—	—	113,228	78,733	—	—	—	3,44,782	2,25,413
TOTAL { —lbs.	—	—	—	=138,022	=97,212					
Shawls and lohis (III. 8) (*b*)—	No.	No.	No.	No.	No.					
United Kingdom (*including* Channel Islands)	10,865	8,908	1,770	2,761	2,880	37,402	24,439	4,710	5,882	8,551
Other British Possessions	22	62	102	675	219	113	181	418	2,342	660
TOTAL BRITISH EMPIRE	10,887	8,970	1,872	3,436	3,099	37,515	24,614	5,128	8,224	9,211
Germany	186,382	171,456	142,367	153,055	238,357	7,90,185	7,49,935	6,74,359	5,75,719	7,82,433
Belgium	2,813	90	..	..	..	7,234	891	..	..	..
France[1]	22,902	8,893	2,575	45,685	11,899	68,241	20,855	8,828	89,541	12,904
Switzerland	420	154	2,800	..	..	585	1,092	9,778	..	..
Italy (*including* Fiume)	56,546	35,197	21,071	50,140	..	1,20,808	35,010	68,109	80,080	..

(*a*) Separately recorded from 1935-36.
(*b*) Figures prior to 1934-35 relate to "Shawls" only.

No. 10—*continued*

ARTICLES, AND COUNTRIES OF CONSIGNMENT; ALSO SHARE OF EACH PROVINCE	QUANTITY					VALUE				
	1932-33	1933-34	1934-35	1935-36	1936-37	1932-33	1933-34	1934-35	1935-36	1936-37
						R	R	R	R	R
Textiles—*continued*										
Wool—*continued*										
Manufactures—continued										
Shawls and lohis (III. 8) (a) —*continued*	No.	No.	No.	No.	No.					
Austria	..	..	826	..	..	..	..	5,042	..	..
Japan	58,338	106,495	243,952	248,092	239,903	58,801	1,14,262	4,25,780	3,92,588	4,81,921
Other Foreign Countries	3	260	..	1	1,502	1,292	1,488	..	12	4,267
TOTAL FOREIGN COUNTRIES	327,404	322,645	414,091	496,823	491,661	10,46,146	9,23,533	11,91,396	11,37,990	12,80,625
Share of Bengal	*70,934*	*34,706*	*38,148*	*107,925*	*123,405*	*2,46,696*	*1,23,930*	*1,44,519*	*2,95,663*	*3,60,066*
" *Bombay*	*24,532*	*43,437*	*74,569*	*30,667*	*75,691*	*1,21,423*	*2,01,262*	*3,32,326*	*3,07,687*	*2,53,968*
" *Sind*	*70,073*	*69,464*	*83,860*	*93,851*	*143,787*	*3,50,102*	*3,21,683*	*4,00,430*	*2,79,292*	*4,87,993*
" *Madras*	*45,934*	*50,746*	*46,182*	*34,503*	*34,304*	*1,78,642*	*1,64,499*	*1,61,732*	*99,346*	*84,498*
" *Burma*	*126,718*	*133,212*	*173,078*	*183,313*	*102,573*	*1,74,798*	*1,36,933*	*1,57,013*	*1,63,126*	*1,03,318*
TOTAL	338,291	331,615	415,963	500,259	494,760	10,83,661	9,48,147	11,96,519	11,46,114	12,89,836
Other sorts (III. 8)—	Lbs.	Lbs.	Lbs.	Lbs.	Lbs.					
United Kingdom (*including* Channel Islands)	342,355	320,823	219,565	162,923	191,554	3,32,709	3,39,027	1,20,518	1,28,937	1,46,419
Other British Possessions	1,402	550	436	355	2	2,249	1,015	935	373	5
TOTAL BRITISH EMPIRE	343,757	321,373	220,001	163,278	191,556	3,34,958	3,40,042	1,21,513	1,29,310	1,46,424
Poland (*including* Dantzig)	..	10	573,024	530,161	522,957	..	5	4,03,862	3,97,183	3,82,017
Germany	9,079	20,369	186,290	139,614	60,468	16,674	25,648	1,45,975	1,25,779	75,092
Italy (*including* Fiume)	3,449	483	1,365,421	796,420	431,807	4,636	735	13,38,556	7,49,755	4,00,129
Hungary	7,071	12,303	1,888	6,123	3,754	8,233	13,675	2,810	9,174	4,451
Czechoslovakia	5,522	259	..	..	2,240	6,916	269	..	..	752
Japan	107	6,532	1,883	3,267	3,328	347	6,108	4,272	5,594	1,310
United States of America—										
Via Atlantic Coast	23,723	11,725	10	589	2	16,413	6,034	41	492	34
" Pacific "	..	..	..	1	..	..	..	..	3	..
Other Foreign Countries	2,643	5,667	6,098	273	1,995	5,729	5,232	4,491	782	2,318
TOTAL FOREIGN COUNTRIES	51,604	57,352	2,134,614	1,476,427	1,026,551	58,998	58,606	19,00,016	12,88,713	8,66,103
Share of Bengal	*71,511*	*76,917*	*341,772*	*447,663*	*444,145*	*88,025*	*76,963*	*3,23,586*	*3,93,857*	*3,74,333*
" *Bombay*	*168,821*	*166,885*	*1,366,709*	*769,084*	*492,380*	*2,18,647*	*1,93,295*	*11,98,092*	*6,98,275*	*4,19,782*
" *Sind*	*104,638*	*80,201*	*559,722*	*276,718*	*215,821*	*52,033*	*90,423*	*4,69,379*	*3,00,761*	*1,92,055*
" *Madras*	*4,553*	*7,315*	*17,839*	*3,087*	*4,063*	*8,671*	*17,981*	*11,678*	*5,357*	*7,327*
" *Burma*	*45,838*	*57,407*	*68,572*	*44,153*	*61,093*	*26,530*	*20,981*	*18,994*	*19,672*	*21,030*
TOTAL	395,361	378,725	2,354,615	1,539,705	1,218,107	3,93,956	3,98,648	20,21,529	14,18,022	10,14,527
Total of Woollen manufactures (including *Yarn and knitting wool*)—										
United Kingdom (*including* Channel Islands)	—	—	—	—	—	71,77,524	78,57,630	99,65,514	87,93,007	84,28,088
Ceylon (*excluding* Maldives)	—	—	—	—	—	6,322	4,087	3,357	8,702	579
Straits Settlements	—	—	—	—	—	5,548	1,876	4,248	16,203	10,983

(a) Figures prior to 1934-35 relate to "Shawls" only.

No. 10—*continued*

ARTICLES, AND COUNTRIES OF CONSIGNMENT; ALSO SHARE OF EACH PROVINCE	Quantity					Value				
	1932-33	1933-34	1934-35	1935-36	1936-37	1932-33	1933-34	1934-35	1935-36	1936-37
						R	R	R	R	R
Textiles—*continued*										
Wool—*concluded*										
Manufactures*—*concluded										
Total of Woollen manufactures (including Yarn and knitting wool)—continued										
Federated Malay States	—	—	—	—	—	5	..	6,899	..	270
Hongkong	—	—	—	—	—	41,647	6,024	19,848	37,948	13,590
Kenya Colony	—	—	—	—	—	2,717	4,045	1,261	78	10,967
Other British Possessions	—	—	—	—	—	3,518	4,384	8,080	8,788	4,180
TOTAL BRITISH EMPIRE	—	—	—	—	—	72,37,281	78,77,596	1,00,08,702	88,64,780	84,08,905
Poland (*including* Danzig)	—	—	—	—	—	3,51,321	5,23,246	6,88,046	7,68,168	8,65,633
Germany	—	—	—	—	—	24,35,899	15,79,776	19,15,102	13,31,263	17,52,086
Netherlands	—	—	—	—	—	1,67,119	92,852	80,720	24,694	17,315
Belgium	—	—	—	—	—	6,86,565	4,75,851	1,44,686	57,988	78,371
France	—	—	—	—	—	42,67,468	18,14,227	4,05,045	1,60,526	29,293
Switzerland	—	—	—	—	—	46,714	73,619	1,74,121	70,471	18,471
Italy (*including* Fiume)	—	—	—	—	—	74,08,161	61,03,166	71,40,886	41,92,803	24,28,814
Austria	—	—	—	—	—	17,759	6,815	1,03,579	66,820	27,622
Hungary	—	—	—	—	—	11,142	14,044	2,819	9,287	4,573
Czechoslovakia	—	—	—	—	—	6,22,012	1,81,825	84,221	14,497	25,093
Turkey, European	—	—	—	—	—	..	..	..	13,400	28,928
Iraq	—	—	—	—	—	12,942	11,179	5,413	15,739	7,933
Iran	—	—	—	—	—	89,487	18,357	16,899	11,669	21,855
Japan	—	—	—	—	—	14,15,676	33,07,000	1,36,10,286	78,12,071	88,65,399
China (*exclusive of* Hongkong and Macão)	—	—	—	—	—	16,943	16,105	12,294	15,600	61,280
Portuguese East Africa	—	—	—	—	—	224	5,504	29	..	..
United States of America—										
Via Atlantic Coast	—	—	—	—	—	51,744	18,008	24,487	11,259	8,312
Via Pacific	—	—	—	—	—	..	158	..	412	257
Other Foreign Countries	—	—	—	—	—	6,611	10,906	8,997	7,259	2,626
TOTAL FOREIGN COUNTRIES	—	—	—	—	—	1,81,97,787	1,42,05,828	2,45,08,281	1,45,78,852	1,42,72,861
Share of Bengal	—	—	—	—	—	*46,79,615*	*46,40,666*	*74,03,390*	*47,17,778*	*46,94,210*
" Bombay	—	—	—	—	—	*79,18,230*	*56,06,234*	*1,36,75,385*	*95,84,308*	*96,04,991*
" Sind	—	—	—	—	—	*68,43,248*	*67,76,198*	*1,07,03,660*	*57,99,184*	*68,53,431*
" Madras	—	—	—	—	—	*6,09,565*	*5,20,509*	*5,63,351*	*4,29,382*	*3,69,809*
" Burma	—	—	—	—	—	*23,76,810*	*15,40,227*	*21,66,647*	*20,19,929*	*22,19,325*
TOTAL	—	—	—	—	—	2,54,35,068	2,20,88,834	3,45,11,988	2,34,48,582	2,27,41,766
Total of Wool and Woollens	—	—	—	—	—	2,96,47,256	2,54,98,413	3,86,46,950	2,78,53,775	2,86,94,079

No. 10—*continued*

ARTICLES, AND COUNTRIES OF CONSIGNMENT; ALSO SHARE OF EACH PROVINCE	QUANTITY					VALUE				
	1932-33	1933-34	1934-35	1935-36	1936-37	1932-33	1933-34	1934-35	1935-36	1936-37
Textiles—*continued*						R	R	R	R	R
Artificial silk—										
Artificial silk yarn (III. T)—	Lbs.	Lbs.	Lbs.	Lbs.	Lbs.					
United Kingdom (*including* Channel Islands)	1,656,450	1,589,132	861,567	522,265	242,122	14,84,958	12,89,638	6,92,703	3,82,776	1,158,617
Hongkong	--	--	..	18,000	..	..	..	--	5,180	..
Canada— Pad Atlantic Coast	52,000	..	..	--	..	52,307	..	..	--	..
Other British Possessions	3	..	5,400	200	..	3	..	3,779	129	..
TOTAL BRITISH EMPIRE	1,708,453	1,589,132	866,967	535,465	242,122	14,87,268	12,89,638	6,96,481	3,88,085	1,58,617
Poland (*including* Danzig)	32,000	..	..	..	..	26,269	..	..	..	..
Germany	405,343	500,726	41,274	36,819	16,419	3,35,426	4,18,110	40,839	20,825	22,117
Netherlands	847,160	214,170	30,197	186,460	207,662	7,14,082	1,96,738	27,806	1,28,771	78,284
Belgium	170,200	123,600	97,405	164,070	50,600	1,41,082	99,898	62,772	85,785	28,585
France	360,129	514,638	199,970	48,302	209	3,26,307	4,15,699	1,46,451	58,759	1,893
Switzerland	67,316	37,376	5,119	49,600	23,200	67,262	24,404	4,010	35,315	12,059
Italy (*including* Fiume)	5,603,756	4,236,717	6,477,423	3,058,586	1,939,951	47,80,504	37,57,432	46,21,869	23,89,200	11,88,833
Japan	1,793,903	2,542,819	8,896,571	9,956,846	15,129,540	13,75,930	20,01,695	61,64,691	53,06,550	84,38,062
China (*exclusive* of Hongkong and Macao)	3	--	..	4	19,000	13	..	..	3	10,687
Other Foreign Countries	2,330	41	23	10	181	2,342	51	261	7	201
TOTAL FOREIGN COUNTRIES	9,293,640	8,219,787	15,747,982	14,375,697	17,386,762	77,69,277	69,09,022	1,10,71,699	80,25,215	97,80,725
Share of Bengal	*255,179*	*627,561*	*1,506,073*	*1,314,173*	*1,813,831*	*2,08,035*	*4,90,209*	*10,42,212*	*6,43,910*	*9,92,609*
" *Bombay*	*6,357,411*	*5,958,261*	*10,310,361*	*9,329,596*	*11,420,885*	*53,63,520*	*50,99,870*	*73,34,195*	*56,19,063*	*67,63,337*
" *Sind*	*168,167*	*132,752*	*338,533*	*376,577*	*269,027*	*1,35,535*	*1,11,595*	*2,41,954*	*2,10,196*	*1,64,633*
" *Madras*	*2,899,524*	*2,950,608*	*4,288,443*	*3,405,768*	*4,180,459*	*32,78,513*	*23,69,222*	*30,34,406*	*18,51,549*	*20,22,662*
" *Burma*	*291,819*	*139,747*	*171,540*	*84,064*	*11,712*	*2,70,943*	*1,27,664*	*1,25,412*	*39,592*	*6,119*
TOTAL	11,002,093	9,808,919	16,614,949	14,011,162	17,628,884	92,56,545	81,98,660	1,17,68,180	83,63,310	99,39,343
Manufactures—										
Hosiery socks and stockings made entirely of artificial silk (III. T) (a)—			Lbs. =Pairs.	Lbs. =Pairs.	Lbs. =Pairs.					
United Kingdom (*including* Channel Islands)	—	—	9,970 =9,012	7,786 =7,707	6,695 =6,395	—	—	47,572	34,285	33,819
Other British Possessions	—	—	761 =764	38 =20	593 =585	—	—	1,202	150	640
TOTAL BRITISH EMPIRE	—	—	10,781 =9,776	7,824 =7,787	7,288 =6,980	—	—	48,774	34,435	34,459
Germany	—	—	4,135 =2,881	5,284 =4,019	3,160 =2,482	—	—	29,196	34,003	20,474
Czechoslovakia	—	—	6,090 =6,575	1,950 =1,635	1,881 =1,303	—	—	7,645	17,117	11,151
Japan	—	—	143,001 =155,189	204,943 =264,516	145,667 =188,036	—	—	2,54,127	3,27,580	2,28,638

(a) Separately recorded from 1934-35.

No. 10—*continued*

ARTICLES, AND COUNTRIES OF CONSIGNMENT; ALSO SHARE OF EACH PROVINCE	QUANTITY					VALUE				
	1932-33	1933-34	1934-35	1935-36	1936-37	1932-33	1933-34	1934-35	1935-36	1936-37
Textiles—*continued*						R	R	R	R	R
***Artificial silk*—continued**										
Manufactures—*contd.*										
Hosiery socks and stockings made entirely of artificial silk (III. T) (*a*)—*continued*			Lbs. =Pairs.	Lbs. =Pairs.	Lbs. =Pairs.					
United States of America—										
Vid Atlantic Coast	—	—	1,548 =1,575	1,445 =1,301	1,477 =1,316	—	—	13,626	8,793	10,654
„ Pacific „	—	—	.. ..	3 =1	.. ..	—	—	..	20	..
Other Foreign Countries	—	—	264 =276	396 =389	180 =142	—	—	1,278	1,903	854
TOTAL FOREIGN COUNTRIES	—	—	155,038 =166,496	214,021 =271,841	152,365 =193,279	—	—	3,05,872	3,89,366	2,71,801
Share of Bengal	—	—	*64,446* *=80,499*	150,974 =203,281	84,119 =101,714	—	—	*1,30,069*	*2,37,296*	*1,29,196*
„ *Bombay*	—	—	*94,225* *=87,885*	*57,320* *=61,479*	*55,253* *=72,727*	—	—	*1,96,488*	*1,54,170*	*1,28,839*
„ *Sind*	—	—	*3,526* *=4,042*	*8,224* *=9,649*	*16,349* *=21,118*	—	—	*18,704*	*20,726*	*37,906*
„ *Madras*	—	—	*303* *=300*	*408* *=300*	*664* *=726*	—	—	*1,481*	*845*	*1,954*
„ *Burma*	—	—	*3,269* *=3,546*	*4,919* *=5,119*	*3,268* *=3,974*	—	—	*7,954*	*10,765*	*8,366*
TOTAL	—	—	165,769 =176,272	221,845 =279,628	159,653 =200,259	—	—	3,54,646	4,23,801	3,06,260
Piecegoods made entirely of artificial silk (III. T)—	Yards	Yards	Yards	Yards	Yards					
United Kingdom (*including* Channel Islands)	429,883	481,824	464,656	343,780	492,826	3,53,677	2,81,498	2,90,695	2,44,608	3,72,429
Aden and Dependencies	763	435	16,862	25,655	66,919	763	354	6,897	5,844	13,426
Ceylon (*excluding* Maldives)	23,146	10,279	14,742	122,078	26,697	7,051	4,070	5,722	28,839	9,188
Straits Settlements	51,423	40,259	48,186	99,871	104,187	17,522	18,758	17,758	23,117	18,025
Kenya Colony	48,092	20,495	26,933	30	7,582	14,842	10,572	9,724	40	2,081
Other British Possessions	13,027	6,522	11,593	4,277	8,876	5,681	5,406	4,662	1,781	2,449
TOTAL BRITISH EMPIRE	566,334	509,314	582,972	600,686	706,589	3,99,536	3,20,658	3,35,458	3,04,229	4,15,598
Germany	4,806	40,277	9,976	28,421	79,918	7,946	35,038	7,810	29,619	65,101
Belgium	..	1,615	1,058	1,548	4,032	..	2,074	1,388	2,663	5,018
France	116,684	72,022	42,252	17,401	18,843	1,09,162	67,978	41,774	17,313	35,231
Switzerland	3,122	15,552	13,979	477	3,249	4,455	13,623	13,472	1,115	4,603
Italy (*including* Fiume)	128,027	80,610	146,892	62,828	11,291	68,103	68,069	95,792	37,569	8,506
Austria	22,381	4,429	2,985	39	330	13,482	397	1,095	114	738
Hungary	..	..	..	12,965	4,053	..	..	..	8,061	2,709
Czechoslovakia	3,661	..	..	3,510	3,292	18,807	..	..	4,814	3,642
Iraq	231,382	2,288	21,547	25,368	10,955	51,707	1,076	9,886	5,743	2,645
Iran	40	318	110,381	189	..	30	168	17,645	77	..
Japan	111,703,459	39,631,289	66,643,495	73,781,672	101,446,009	2,46,11,781	1,08,04,589	1,77,82,641	1,84,32,674	2,32,76,292
China (*exclusive* of Hongkong and Macao)	28,857	18,400	6,944	3,170	891	11,485	6,039	3,179	1,112	62
Other Foreign Countries	10,528	26,514	18,167	2,832	23,649	5,990	9,035	3,703	2,318	6,112
TOTAL FOREIGN COUNTRIES	112,252,947	39,888,314	67,017,676	73,890,415	101,612,072	2,48,07,898	1,05,04,081	1,79,88,335	1,85,44,092	2,34,10,659

(*a*) Separately recorded from 1934-35.

No. 10—*continued*

ARTICLES, AND COUNTRIES OF CONSIGNMENT; ALSO SHARE OF EACH PROVINCE	QUANTITY					VALUE				
	1932-33	1933-34	1934-35	1935-36	1936-37	1932-33	1933-34	1934-35	1935-36	1936-37
Textiles—*continued*										
***Artificial silk*—continued**										
Manufactures—*contd.*										
Piecegoods made entirely of artificial silk (III. T)—*contd.*	Yards	Yards	Yards	Yards	Yards	R	R	R	R	R
Share of Bengal	*11,563,210*	*4,120,297*	*6,726,663*	*7,307,991*	*5,991,435*	*25,75,767*	*11,06,228*	*16,31,493*	*14,28,776*	*13,89,307*
„ *Bombay*	*50,565,344*	*31,099,332*	*52,130,313*	*57,966,941*	*80,935,407*	*1,84,53,052*	*86,67,359*	*1,49,19,537*	*1,55,17,780*	*2,02,46,603*
„ *Sind*	*9,059,611*	*3,176,984*	*6,483,360*	*5,275,268*	*3,666,175*	*18,76,667*	*4,69,231*	*11,69,611*	*8,05,417*	*6,67,645*
„ *Madras*	*5,169,312*	*1,013,866*	*703,080*	*973,310*	*1,504,535*	*11,45,459*	*2,98,956*	*1,93,139*	*1,82,148*	*3,99,476*
„ *Burma*	*5,861,304*	*987,149*	*1,557,232*	*2,968,541*	*4,221,109*	*12,46,489*	*2,82,474*	*5,05,013*	*9,14,200*	*11,23,326*
TOTAL	112,819,281	40,397,628	67,600,648	74,491,051	102,318,661	2,52,97,434	1,08,24,739	1,83,18,798	1,88,48,321	2,38,26,257
Goods of artificial silk mixed with other materials—										
Containing 50 per cent or more cotton (III. T) (*a*)—			Yards	Yards	Yards					
United Kingdom (*including* Channel Islands)	—	—	3,028,001	1,809,266	402,252	—	—	11,88,859	7,06,853	2,86,188
Other British Possessions	—	—	17,664	800	7,372	—	—	5,398	285	3,259
TOTAL BRITISH EMPIRE	—	—	3,045,665	1,810,066	409,624	—	—	11,94,257	7,07,128	2,89,397
Germany	—	—	35,095	21,736	90,796	—	—	40,716	22,770	1,10,866
Belgium	—	—	27,571	16,012	28,398	—	—	22,485	18,666	31,926
France	—	—	15,364	8,191	9,155	—	—	19,042	17,987	17,220
Switzerland	—	—	20,169	995	32,352	—	—	15,433	783	20,668
Italy (*including* Fiume)	—	—	1,102,813	395,287	216,748	—	—	5,18,314	2,00,969	1,12,511
Austria	—	—	20,717	4,093	18,417	—	—	8,450	2,619	9,193
Japan	—	—	7,470,802	5,120,091	10,110,323	—	—	18,65,749	13,09,985	21,21,296
Other Foreign Countries	—	—	2,627	147	2,063	—	—	2,423	168	1,862
TOTAL FOREIGN COUNTRIES	—	—	8,694,658	5,566,552	10,508,247	—	—	24,92,562	15,78,897	24,25,043
Share of Bengal	—	—	*1,521,549*	*618,621*	*737,178*	—	—	*4,04,731*	*1,86,110*	*2,29,601*
„ *Bombay*	—	—	*7,773,948*	*5,818,808*	*9,063,131*	—	—	*25,60,764*	*16,99,367*	*20,86,191*
„ *Sind*	—	—	*1,584,048*	*1,054,539*	*754,349*	—	—	*4,55,328*	*3,89,446*	*2,94,053*
„ *Madras*	—	—	*573,502*	*338,635*	*293,955*	—	—	*1,45,376*	*50,177*	*68,439*
„ *Burma*	—	—	*287,276*	*46,015*	*69,258*	—	—	*1,20,620*	*25,935*	*36,156*
TOTAL	—	—	11,740,323	7,376,618	10,917,871	—	—	36,86,819	22,81,035	27,14,440
Containing no cotton or less than 50 per cent cotton (III. T)(*a*)—			Yards	Yards	Yards					
United Kingdom (*including* Channel Islands)	—	—	254,614	124,970	217,600	—	—	1,67,384	1,08,552	1,97,329
Other British Possessions	—	—	2,800	3,098	1,553	—	—	976	863	340
TOTAL BRITISH EMPIRE	—	—	257,414	128,068	219,162	—	—	1,68,360	1,09,415	1,97,669
Germany	—	—	51,204	55,026	80,861	—	—	1,26,027	1,17,910	1,33,035
France	—	—	8,447	11,695	12,063	—	—	13,888	33,861	31,012
Italy (*including* Fiume)	—	—	234,589	92,349	10,327	—	—	2,88,750	1,29,787	18,038
Japan	—	—	654,848	616,926	644,034	—	—	6,55,489	7,21,285	6,56,450
Other Foreign Countries	—	—	7,413	5,516	2,538	—	—	8,472	9,744	5,396
TOTAL FOREIGN COUNTRIES	—	—	956,501	751,512	749,823	—	—	11,22,621	10,12,587	8,43,931
Share of Bengal	—	—	*301,708*	*97,004*	*108,984*	—	—	*1,76,303*	*57,367*	*94,901*
„ *Bombay*	—	—	*493,961*	*433,813*	*566,955*	—	—	*5,67,033*	*5,09,427*	*5,95,980*
„ *Sind*	—	—	*191,093*	*102,244*	*107,737*	—	—	*2,94,686*	*1,60,909*	*1,35,010*
„ *Madras*	—	—	*111,503*	*41,710*	*3,346*	—	—	*39,589*	*13,425*	*3,903*
„ *Burma*	—	—	*115,650*	*224,809*	*176,973*	—	—	*2,13,365*	*3,91,874*	*2,06,805*
TOTAL	—	—	1,213,915	879,580	968,985	—	—	12,90,981	11,22,002	10,41,600
Piecegoods made of cotton and artificial silk (III. T)(*b*)—	Yards	Yards								
United Kingdom (*including* Channel Islands)	3,147,983	2,302,040	—	—	—	13,52,888	11,24,603	—	—	—
Other British Possessions	983	8,016	—	—	—	471	3,103	—	—	—
TOTAL BRITISH EMPIRE	3,148,966	2,310,056	—	—	—	13,53,359	11,27,706	—	—	—
Germany	318,781	81,572	—	—	—	7,75,358	1,56,988	—	—	—
Netherlands	3,611	612	—	—	—	7,112	2,553	—	—	—
Belgium	80,628	21,315	—	—	—	51,313	19,202	—	—	—
France	68,517	23,350	—	—	—	38,661	31,674	—	—	—
Switzerland	987,119	157,200	—	—	—	4,33,182	91,143	—	—	—
Italy (*including* Fiume)	4,377,159	3,021,436	—	—	—	21,17,048	13,68,616	—	—	—
Austria	626,216	10,266	—	—	—	2,87,672	6,391	—	—	—

(*a*) Separately recorded from 1934-35.
(*b*) Discontinued from 1934-35.

No. 10—*continued*

ARTICLES, AND COUNTRIES OF CONSIGNMENT; ALSO SHARE OF EACH PROVINCE	QUANTITY					VALUE				
	1932-33	1933-34	1934-35	1935-36	1936-37	1932-33	1933-34	1934-35	1935-36	1936-37
						R	R			
Textiles—*continued*										
Artificial silk—continued										
Manufactures—*contd.*										
Piecegoods made of cotton and artificial silk (III. T) (*a*)—*continued*	Yards	Yards								
Czechoslovakia	6,805	4,819	—	—	—	12,826	7,687	—	—	—
Japan	2,797,854	8,505,798	—	—	—	6,82,148	21,08,955	—	—	—
China (*exclusive* of Hongkong and Macao)	15,659	3,228	—	—	—	3,958	1,988	—	—	—
Other Foreign Countries	11,437	25,209	—	—	—	3,167	6,060	—	—	—
TOTAL FOREIGN COUNTRIES	9,288,786	11,944,805	—	—	—	43,67,445	38,01,193	—	—	—
Share of Bengal	*2,998,850*	*3,569,909*	—	—	—	*9,88,205*	*7,28,467*	—	—	—
" *Bombay*	*6,763,404*	*9,133,820*	—	—	—	*30,20,593*	*31,05,941*	—	—	—
" *Sind*	*919,248*	*750,620*	—	—	—	*3,21,905*	*3,67,119*	—	—	—
" *Madras*	*750,395*	*758,653*	—	—	—	*4,36,989*	*2,76,629*	—	—	—
" *Burma*	*1,005,855*	*1,041,859*	—	—	—	*4,53,112*	*4,50,832*	—	—	—
TOTAL	12,437,752	14,254,861	—	—	—	57,20,804	49,28,988	—	—	—
Piecegoods of cotton embroidered or superimposed with artificial silk (III. T)*(*a*)—										
United Kingdom (*including* Channel Islands)	—	Yards 22,533	—	—	—	—	9,300	—	—	—
Germany	—	54,297	—	—	—	—	14,052	—	—	—
France	—	74,837	—	—	—	—	32,044	—	—	—
Switzerland	—	2,239,397	—	—	—	—	10,07,891	—	—	—
Italy (*excluding* Fiume)	—	416,980	—	—	—	—	2,00,800	—	—	—
Austria	—	804,671	—	—	—	—	3,63,130	—	—	—
Japan	—	19,430	—	—	—	—	9,886	—	—	—
Other Foreign Countries	—	12	—	—	—	—	3	—	—	—
TOTAL FOREIGN COUNTRIES	—	3,659,574	—	—	—	—	16,27,306	—	—	—
Share of Bengal	—	*114,105*	—	—	—	—	*48,909*	—	—	—
" *Bombay*	—	*2,949,734*	—	—	—	—	*13,03,406*	—	—	—
" *Sind*	—	*572,860*	—	—	—	—	*2,05,592*	—	—	—
" *Madras*	—	*5,100*	—	—	—	—	*5,897*	—	—	—
" *Burma*	—	*40,308*	—	—	—	—	*3,402*	—	—	—
TOTAL	—	3,682,107	—	—	—	—	16,36,606	—	—	—
Total of Piecegoods, of cotton and artificial silk (III. T) (*a*)—	Yards	Yards								
United Kingdom (*including* Channel Islands)	3,577,866	2,755,897	—	—	—	17,06,565	14,15,401	—	—	—
Ceylon (*excluding* Maldives)	23,174	10,053	—	—	—	7,065	4,259	—	—	—
Straits Settlements	52,298	47,601	—	—	—	17,899	21,762	—	—	—
Kenya Colony	48,172	20,495	—	—	—	14,922	10,598	—	—	—
Other British Possessions	13,790	6,947	—	—	—	6,444	5,784	—	—	—
TOTAL BRITISH EMPIRE	3,715,300	2,841,893	—	—	—	17,52,895	14,57,754	—	—	—
Germany	323,587	176,146	—	—	—	7,85,304	2,06,073	—	—	—
Netherlands	3,611	612	—	—	—	7,112	2,553	—	—	—
Belgium	80,628	22,930	—	—	—	51,318	22,376	—	—	—
France	180,201	170,209	—	—	—	1,47,828	1,31,696	—	—	—
Switzerland	990,241	2,462,149	—	—	—	4,37,087	11,12,157	—	—	—
Italy (*including* Fiume)	4,505,186	3,518,976	—	—	—	21,85,151	16,82,485	—	—	—
Austria	648,597	819,866	—	—	—	3,01,154	3,69,918	—	—	—
Czechoslovakia	15,466	4,819	—	—	—	26,638	7,637	—	—	—
Iraq	231,407	24,033	—	—	—	51,757	5,887	—	—	—
Japan	114,501,313	48,246,517	—	—	—	2,52,43,929	1,24,23,480	—	—	—
China (*exclusive* of Hongkong and Macao)	39,516	16,628	—	—	—	20,303	8,027	—	—	—
Other Foreign Countries	21,950	30,318	—	—	—	9,137	10,440	—	—	—
TOTAL FOREIGN COUNTRIES	121,541,733	55,492,703	—	—	—	2,92,65,843	1,59,32,579	—	—	—

*Separately recorded in 1933-34.
(*a*) Discontinued from 1934-35.

No. 10—*continued*

ARTICLES, AND COUNTRIES OF CONSIGNMENT; ALSO SHARE OF EACH PROVINCE	QUANTITY					VALUE				
	1932-33	1933-34	1934-35	1935-36	1936-37	1932-33	1933-34	1934-35	1935-36	1936-37
Textiles—*continued*										
***Artificial silk*—concluded**										
Manufactures—*contd.*										
Total of Piecegoods, of cotton and artificial silk (III. T) (*a*)—*continued*	Yards	Yards				R	R	R	R	R
Share of Bengal	*14,562,060*	*6,801,311*	—	—	—	*35,65,972*	*18,33,604*	—	—	—
" *Bombay*	*87,329,248*	*43,182,286*	—	—	—	*2,14,73,645*	*1,31,42,197*	—	—	—
" *Sind*	*19,878,859*	*4,500,464*	—	—	—	*26,98,572*	*10,41,942*	—	—	—
" *Madras*	*5,919,707*	*1,777,619*	—	—	—	*15,32,448*	*5,80,882*	—	—	—
" *Burma*	*6,867,159*	*2,069,316*	—	—	—	*16,99,601*	*7,41,708*	—	—	—
TOTAL	125,257,033	58,334,596	—	—	—	3,10,19,239	1,78,90,333	—	—	—
Other sorts (III. T)—										
United Kingdom (*including* Channel Islands)	—	—	—	—	—	4,78,820	4,18,794	93,272	57,797	54,977
Other British Possessions	—	—	—	—	—	4,573	6,014	954	2,801	1,150
TOTAL BRITISH EMPIRE	—	—	—	—	—	4,83,393	4,19,808	94,226	60,598	56,127
Germany	—	—	—	—	—	50,402	59,323	16,568	24,059	21,245
Belgium	—	—	—	—	—	..	..	..	18,418	17,535
France	—	—	—	—	—	21,817	24,158	5,146	3,239	3,573
Switzerland	—	—	—	—	—	24,966	14,094	..	..	3,847
Italy (*including* Fiume)	—	—	—	—	—	38,685	54,429	82,323	1,27,822	34,649
Czechoslovakia	—	—	—	—	—	3,389	6,946	1,302	3,627	1,905
Japan	—	—	—	—	—	4,44,189	11,55,771	3,05,184	2,99,971	5,35,805
United States of America—*Vid* Atlantic Coast	—	—	—	—	—	2,24,977	33,601	2,232	1,473	5,312
" Pacific "	—	—	—	—	—	7	..	..	..	..
Other Foreign Countries	—	—	—	—	—	9,269	8,018	2,932	520	1,792
TOTAL FOREIGN COUNTRIES	—	—	—	—	—	8,27,151	14,06,430	4,15,687	4,79,129	6,75,663
Share of Bengal	—	—	—	—	—	*1,35,785*	*2,60,147*	*31,327*	*68,732*	*1,50,245*
" *Bombay*	—	—	—	—	—	*8,76,539*	*12,56,343*	*3,37,115*	*3,89,130*	*3,60,627*
" *Sind*	—	—	—	—	—	*1,98,889*	*2,71,694*	*59,546*	*44,390*	*37,509*
" *Madras*	—	—	—	—	—	*11,045*	*21,221*	*9,331*	*5,451*	*6,045*
" *Burma*	—	—	—	—	—	*59,346*	*16,333*	*21,994*	*32,021*	*1,27,364*
TOTAL	—	—	—	—	—	13,10,544	18,26,238	5,09,863	5,39,727	7,31,790
***Total of Artificial silk*—**										
BRITISH EMPIRE	—	—	—	—	—	37,23,556	31,67,196	25,37,556	15,53,910	11,51,867
FOREIGN COUNTRIES	—	—	—	—	—	3,78,61,771	2,42,48,085	3,33,91,726	3,00,24,286	3,74,07,823
TOTAL	—	—	—	—	—	4,15,85,327	2,74,15,231	3,59,29,282	3,15,78,196	3,85,59,690
Fabrics containing gold or silver thread (III. T) (*b*)—										
United Kingdom (*including* Channel Islands)	—	—	—	—	—	—	—	10,858	3,239	4,074
Other British Possessions	—	—	—	—	—	—	—	453	5	..
TOTAL BRITISH EMPIRE	—	—	—	—	—	—	—	11,311	3,244	4,074
France	—	—	—	—	—	—	—	37,548	61,968	10,085
Other Foreign Countries	—	—	—	—	—	—	—	3,688	2,252	1,713
TOTAL FOREIGN COUNTRIES	—	—	—	—	—	—	—	41,186	64,220	11,798
Share of Bengal	—	—	—	—	—	—	—	*4,636*	*18,543*	*5,526*
" *Bombay*	—	—	—	—	—	—	—	*33,078*	*32,914*	*4,187*
" *Sind*	—	—	—	—	—	—	—	*8,801*	*12,176*	*3,731*
" *Madras*	—	—	—	—	—	—	—	*320*	*3,217*	*1,932*
" *Burma*	—	—	—	—	—	—	—	*669*	*614*	*446*
TOTAL	—	—	—	—	—	—	—	52,497	67,464	15,872

(*a*) Discontinued from 1934-35.
(*b*) Separately recorded from 1934-35.

No. 10—*continued*

ARTICLES, AND COUNTRIES OF CONSIGNMENT; ALSO SHARE OF EACH PROVINCE	QUANTITY					VALUE				
	1932-33	1933-34	1934-35	1935-36	1936-37	1932-33	1933-34	1934-35	1935-36	1936-37
Textiles—*concluded*	Cwts.	Cwts.	Cwts.	Cwts.	Cwts.	R	R	R	R	R
Other Textiles—										
Raw (II. Q)—										
United Kingdom (*including* Channel Islands)	..	..	64	149	164	..	..	5,532	19,424	20,640
Kenya Colony	21	..	..	..	..	260	..	..	..	..
TOTAL BRITISH EMPIRE	21	..	64	149	164	260	..	5,532	19,424	20,640
Italy (*including* Fiume)	..	13	491	541	554	..	1,166	40,372	37,783	10,116
Japan	..	..	3	851	1,089	..	..	800	43,004	96,978
United States of America—										
Vid Atlantic Coast	..	..	175	..	..	..	..	13,159	..	..
Other Foreign Countries	42	..	..	..	4	462	..	..	..	277
TOTAL FOREIGN COUNTRIES	42	13	669	1,392	2,547	462	1,166	53,831	80,787	1,17,366
Share of Bengal	..	..	..	..	*72*	..	..	..	..	*5,379*
„ *Bombay*	*21*	*13*	*733*	*1,435*	*2,464*	*260*	*1,166*	*59,363*	*84,974*	*1,14,611*
„ *Sind*	..	..	..	*98*	*156*	..	..	..	*14,728*	*17,429*
„ *Madras*	*42*	..	..	*8*	*21*	*462*	..	..	*509*	*1,187*
TOTAL	63	13	733	1,541	2,711	722	1,166	59,363	1,00,211	1,38,006
Manufactured (III. T)—										
United Kingdom (*including* Channel Islands)	—	—	—	—	—	2,03,179	3,10,061	3,52,369	3,76,328	3,02,867
Hongkong	—	—	—	—	—	4,126	28,762	664	884	2,490
Other British Possessions	—	—	—	—	—	2,521	2,542	3,157	3,209	1,123
TOTAL BRITISH EMPIRE	—	—	—	—	—	2,09,826	3,36,365	3,56,190	3,80,416	3,06,480
Germany	—	—	—	—	—	8,989	43,207	39,448	16,168	15,885
Belgium	—	—	—	—	—	1,526	13,135	1,450	2,498	26,541
France	—	—	—	—	—	80	4,227	2,997	2,697	5,294
Italy (*including* Fiume)	—	—	—	—	—	1,34,245	1,31,129	16,308	16,787	3,588
Czechoslovakia	—	—	—	—	—	431	971	9,719	813	5,598
Japan	—	—	—	—	—	51,179	62,007	2,72,337	4,38,383	2,94,188
China (*exclusive* of Hongkong and Macão)	—	—	—	—	—	4,649	84	2,502	7,344	19,690
United States of America—										
Vid Atlantic Coast	—	—	—	—	—	14,739	5,529	27,436	25,904	22,933
„ Pacific „	—	—	—	—	—	1,100	..	..	..	..
Other Foreign Countries	—	—	—	—	—	519	300	1,133	2,014	404
TOTAL FOREIGN COUNTRIES	—	—	—	—	—	2,17,457	2,60,589	3,73,485	5,12,603	3,94,181
Share of Bengal	—	—	—	—	—	..	..	*4,18,659*	*6,56,272*	*5,19,791*
„ *Bombay*	—	—	—	—	—	*40*	*3,728*	*33,637*	*537*	*1,075*
„ *Sind*	—	—	—	—	—	*10,627*	*18,056*	*60,053*	*61,253*	*63,667*
„ *Madras*	—	—	—	—	—	*19,612*	*22,005*	*71,798*	*39,889*	*60,943*
„ *Burma*	—	—	—	—	—	*3,97,004*	*5,53,185*	*1,46,448*	*1,35,099*	*55,187*
TOTAL	—	—	—	—	—	4,27,283	5,96,954	7,29,625	8,93,019	7,00,661
Total of Textile raw materials	..	—	—	—	—	*3,38,65,268*	*4,54,27,785*	*6,30,07,392*	*7,80,29,431*	*7,16,87,962*
Total of Yarns and Textile fabrics	—	—	—	—	—	*37,71,76,759*	*26,43,68,110*	*33,48,04,310*	*30,55,18,634*	*27,35,37,942*
Tobacco—	Lbs.	Lbs.	Lbs.	Lbs.	Lbs.					
Unmanufactured (I. J)—										
United Kingdom (*including* Channel Islands)	349,558	2,021,805	1,133,075	358,144	169,991	4,08,139	20,15,117	7,93,852	3,72,874	1,60,902
British Borneo	..	1,338	..	..	..	..	5,080	..	..	..
Canada—										
Vid Atlantic Coast	..	6,180	26,975	1,042	..	..	5,549	19,561	1,291	..
Other British Possessions	2,565	1,708	4,439	2,726	3	2,727	1,881	587	1,951	3
TOTAL BRITISH EMPIRE	352,123	2,031,026	1,164,489	361,912	169,994	4,10,866	20,27,627	8,14,000	3,76,116	1,60,905
Netherlands	71,897	49,984	39,510	44,307	26,409	1,26,933	61,673	48,154	56,809	34,075
Belgium	10,219	9,158	4,765	6,973	11,265	13,235	17,071	7,084	12,741	18,914
Iran	11,707	24	12	11	..	8,779	19	10	13	..
Egypt	7,375	2,866	4,533	5,755	7,017	10,418	9,282	7,740	7,675	13,522
United States of America—										
Vid Atlantic Coast	4,652,527	2,091,954	1,762,757	1,500,609	3,060,713	56,43,634	25,10,679	24,78,459	23,30,711	42,41,591
Other Foreign Countries	10,324	2,087	984	1,125	7,547	7,163	1,079	1,226	599	7,713
TOTAL FOREIGN COUNTRIES	4,763,549	2,155,998	1,812,561	1,558,780	3,112,951	58,10,162	26,99,803	25,42,673	24,08,038	43,15,815

No. 10—*continued*

ARTICLES, AND COUNTRIES OF CONSIGNMENT; ALSO SHARE OF EACH PROVINCE	QUANTITY					VALUE				
	1932-33	1933-34	1934-35	1935-36	1936-37	1932-33	1933-34	1934-35	1935-36	1936-37
						R	R	R	R	R
Tobacco—*continued*										
Unmanufactured (I. J)—continued	Lbs.	Lbs.	Lbs.	Lbs.	Lbs.					
Share of Bengal	*3,082,610*	*2,430,264*	*1,507,886*	*722,575*	*2,038,112*	*32,44,634*	*20,09,951*	*11,03,505*	*8,02,169*	*25,94,164*
„ *Bombay*	*512,025*	*181,416*	*47,276*	*19,479*	*30,579*	*5,20,036*	*2,42,148*	*37,412*	*15,691*	*24,333*
„ *Sind*	*515*	*34*	*62*	*151*	..	*643*	*34*	*50*	*132*	..
„ *Madras*	*1,540,522*	*1,576,310*	*1,421,501*	*1,177,406*	*1,214,254*	*24,61,715*	*24,82,297*	*22,25,686*	*19,66,212*	*18,58,223*
„ *Burma*	..	..	*326*	*1,058*	..	..	..	*50*	*550*	..
TOTAL	5,115,672	4,187,024	2,977,050	1,920,692	3,282,945	62,27,028	47,27,480	38,56,678	27,84,754	44,76,720
Manufactured—	Lbs. =No.	Lbs. =No.	Lbs. =No.	Lbs. =No.	Lbs. =No.					
Cigars (I. J)—										
United Kingdom (*including* Channel Islands)	441 =26,547	699 =39,785	606 =28,855	455 =30,435	671 =38,070	7,399	9,282	6,645	6,600	17,618
Other British Possessions	241 =14,866	1,662 =421,122	887 =50,305	561 =44,250	574 =38,700	1,087	3,441	8,150	2,414	2,766
TOTAL BRITISH EMPIRE	682 =41,413	2,361 =460,907	1,493 =79,220	1,016 =74,685	1,245 =76,770	8,477	12,423	9,795	9,014	10,384
Netherlands	2,801 =215,041	2,109 =144,725	1,761 =142,958	2,418 =149,551	1,971 =102,092	18,672	16,056	16,293	17,774	11,045
Philippines	10,628 =570,590	9,720 =456,065	7,485 =459,832	8,704 =521,618	6,618 =484,346	49,592	31,732	28,025	32,660	32,229
United States of America—										
Vid Atlantic Coast	79 =560	480 =22,350	180 =8,050	361 =22,500	331 =12,500	2,611	4,247	3,168	6,382	4,156
„ Pacific „	..	1,484 =70,300	353 =17,450	123 =2,355	294 =17,475	..	4,781	912	1,360	944
Other Foreign Countries	1,340 =70,205	902 =48,825	306 =18,006	196 =16,315	412 =33,817	5,932	4,030	1,878	2,721	2,580
TOTAL FOREIGN COUNTRIES	14,348 =856,456	14,785 =742,265	10,125 =646,296	11,802 =712,339	12,626 =657,830	76,807	60,146	51,176	60,897	50,954
Share of Bengal	*7,161 =371,360*	*8,356 =330,491*	*5,208 =332,585*	*6,019 =355,905*	*7,216 =335,949*	*37,481*	*31,440*	*26,617*	*35,520*	*28,582*
„ *Bombay*	*7,456 =455,118*	*7,562 =463,962*	*6,224 =380,590*	*6,323 =396,744*	*6,338 =330,791*	*44,203*	*39,661*	*30,434*	*30,669*	*31,667*
„ *Sind*	*15 =1,275*	*1 =150*	*9 =850*	*140 =8,320*	.. ..	*314*	*6*	*166*	*2,203*	..
„ *Madras*	*51 =2,611*	*568 =351,775*	*19 =505*	*79 =6,230*	*38 =6,350*	*53*	*457*	*104*	*358*	*49*
„ *Burma*	*347 =67,175*	*665 =56,794*	*158 =10,716*	*257 =19,775*	*281 =13,510*	*3,203*	*2,105*	*1,450*	*1,161*	*1,100*
TOTAL	15,030 =897,589	17,146 =1,203,172	11,618 =725,516	12,818 =767,024	13,871 =7,34,600	85,284	73,569	60,971	69,911	61,338
Cigarettes (I. J)*—	Lbs. =No.	Lbs. =No.	Lbs. =No.	Lbs. =No.	Lbs. =No.					
United Kingdom (*including* Channel Islands)	720,700 =289,499,222	474,934 =182,236,806	556,557 =218,558,691	780,.309 =301,018,405	876,957 =336,368,809	26,30,716	16,61,663	20,62,699	26,68,055	30,15,510
Aden and Dependencies	1,952 =768,221	1,959 =775,865	4,783 =1,799,080	1,626 =638,108	2,455 =991,040	11,170	10,065	12,730	8,480	10,567
Straits Settlements	6,793 =2,564,860	106 =39,310	895 =304,230	222 =92,550	7 =2,950	7,749	357	3,016	934	26
Hongkong	4,120 =1,604,190	16,893 =6,332,320	19,314 =7,250,800	14,145 =5,705,950	.. ..	7,806	28,422	24,029	16,921	..
Other British Possessions	692 =279,026	276 =122,205	557 =251,201	1,152 =411,075	867 =3,85,080	994	635	980	2,528	1,744
TOTAL BRITISH EMPIRE	734,347 =294,715,519	494,170 =189,506,506	582,106 =228,319,062	797,544 =307,866,148	880,286 =337,698,479	26,58,435	16,06,142	21,05,054	26,91,918	30,27,847
Greece (*including* Crete)	1,162 =390,709	1,584 =582,300	1,001 =364,000	605 =207,700	979 =387,200	2,931	5,789	4,300	2,280	3,571
Japan	26,705 =10,666,500	74,260 =26,222,070	6,141 =420,570	643 =228,850	6,349 =1,882,950	50,301	104,991	8,390	983	7,767
China (*exclusive* of Hongkong and Macao)	52,564 =20,173,060	5,688 =2,254,650	6,356 =2,506,885	9,343 =3,775,600	6,359 =2,562,450	96,728	11,038	8,260	10,955	6,547
Egypt	3,775 =1,414,566	2,999 =1,164,334	4,184 =1,567,045	2,707 =1,037,740	2,908 =1,114,270	32,346	32,428	27,988	24,871	20,789
United States of America—										
Vid Atlantic Coast	11,966 =4,785,475	13,603 =5,421,200	14,072 =5,866,400	19,591 =8,137,700	22,014 =8,952,390	49,763	51,560	63,910	74,717	83,502
„ Pacific „	..	1 =100	.. =100	..	..	..	1	3	..	..
Other Foreign Countries	1,052 =367,292	1,290 =520,670	506 =180,594	979 =370,867	1,204 =448,860	4,473	3,738	3,280	4,322	4,258
TOTAL FOREIGN COUNTRIES	97,224 =37,777,993	98,825 =36,165,824	32,240 =10,912,194	33,868 =13,758,457	38,813 =15,343,120	2,36,542	2,09,490	1,16,136	1,18,128	1,32,434

* Inclusive of imports by postal packets referred to Collectors of Customs for assessment.

No. 10—*continued*

ARTICLES, AND COUNTRIES OF CONSIGNMENT; ALSO SHARE OF EACH PROVINCE	QUANTITY					VALUE				
	1932-33	1933-34	1934-35	1935-36	1936-37	1932-33	1933-34	1934-35	1935-36	1936-37
Tobacco—*continued*						R	R	R	R	R
Manufactured—continued	Lbs.	Lbs.	Lbs.	Lbs.	Lbs.					
Cigarettes (L. J)*—*continued*	=No.	=No.	=No.	=No.	=No.					
Share of Bengal . .	276,530 =113,075,985	216,478 =81,969,280	213,289 =84,729,466	297,266 =113,989,300	370,878 =142,775,635	8,92,956	6,61,147	8,58,419	11,34,663	13,34,615
„ *Bombay* . .	259,586 =98,763,368	209,710 =78,520,755	203,541 =77,607,086	256,685 =96,093,375	384,606 =145,617,114	10,62,986	7,47,271	8,10,321	9,67,883	13,39,347
„ *Sind* . .	207,713 =86,095,441	75,223 =29,038,437	35,007 =11,799,643	33,413 =12,963,093	37,590 =14,474,185	6,06,934	2,03,476	1,34,081	1,28,384	1,28,652
„ *Madras* . .	38,402 =15,092,201	37,950 =12,548,023	33,755 =14,655,521	37,691 =15,150,228	17,968 =14,921,250	1,36,668	87,076	1,00,379	1,23,119	1,11,434
„ *Burma* . .	49,340 =19,564,497	59,814 =23,601,925	123,774 =50,539,641	207,424 =83,421,609	88,057 =25,960,415	1,95,263	1,97,662	3,27,999	4,56,598	3,35,723
TOTAL	831,571 =332,493,512	592,995 =225,671,830	614,366 =239,231,256	831,412 =321,624,603	919,099 =353,046,599	28,94,977	19,05,632	22,21,190	28,10,046	31,60,281
Tobacco for pipes and cigarettes (L.J)—	Lbs.	Lbs.	Lbs.	Lbs.	Lbs.					
United Kingdom (*including* Channel Islands) . .	35,656	37,565	47,021	35,478	36,972	2,37,098	2,36,345	3,17,746	2,43,825	1,63,169
Commonwealth of Australia	6,965	8,200	8,850	8,400	8,750	36,833	39,694	44,946	39,703	35,000
Other British Possessions .	89	77	56	518	471	480	386	382	3,551	3,540
TOTAL BRITISH EMPIRE	42,710	45,842	55,927	44,396	46,193	2,74,411	2,76,425	3,63,074	2,87,179	2,01,709
United States of America—										
Vid Atlantic Coast .	5,812	4,537	5,541	6,187	11,536	31,564	24,023	28,205	33,145	34,644
„ Pacific „ .	96	..	..	..	..	217	..	..	..	..
Other Foreign Countries .	11	12	85	17	..	10	26	218	32	..
TOTAL FOREIGN COUNTRIES	5,919	4,549	5,626	6,154	11,536	31,791	24,049	28,423	33,177	34,644
Share of Bengal . .	*27,167*	*30,405*	*36,749*	*33,158*	*38,974*	*2,13,131*	*2,16,668*	*3,01,258*	*2,42,171*	*1,56,018*
„ *Bombay* . .	*767*	*312*	*384*	*684*	*384*	*2,770*	*972*	*564*	*1,601*	*618*
„ *Sind* . . .	*7,602*	*6,485*	*5,348*	*5,231*	*5,669*	*33,551*	*23,397*	*23,366*	*31,350*	*29,814*
„ *Madras* . .	*2,013*	*1,328*	*7,525*	..	..	*9,146*	*5,681*	*20,242*	..	..
„ *Burma* . .	*11,080*	*11,861*	*11,547*	*11,474*	*12,702*	*47,504*	*43,861*	*46,067*	*46,234*	*49,903*
TOTAL .	48,629	50,391	61,553	50,550	57,729	3,06,202	3,00,474	3,91,497	3,20,356	2,36,353
Other sorts (L. J)—	Lbs.	Lbs.	Lbs.	Lbs.	Lbs.					
United Kingdom (*including* Channel Islands) . .	35,456	40,755	33,149	32,435	29,198	1,60,182	1,89,482	1,41,243	1,51,997	1,36,761
Other British Possessions .	124	632	76	415	447	264	2,464	160	874	320
TOTAL BRITISH EMPIRE	35,580	41,387	33,225	32,850	29,645	1,60,396	1,91,946	1,41,403	1,52,871	1,37,081
United States of America—										
Vid Atlantic Coast .	4,286	5,348	3,474	9,830	3,475	16,275	15,075	10,415	17,277	10,915
Other Foreign Countries .	863	246	237	580	46	3,434	495	290	837	46
TOTAL FOREIGN COUNTRIES	5,149	5,594	3,711	10,410	3,521	19,709	15,570	10,705	18,114	10,961
Share of Bengal . .	*10,734*	*10,893*	*7,656*	*10,328*	*7,853*	*48,653*	*45,342*	*30,280*	*44,577*	*28,391*
„ *Bombay* . .	*26,082*	*32,080*	*27,926*	*27,944*	*20,859*	*1,13,077*	*1,44,050*	*1,15,572*	*1,05,345*	*1,00,214*
„ *Sind* . . .	..	..	..	..	*6*	..	..	..	..	*11*
„ *Madras* . .	*3,871*	*3,996*	*1,218*	*4,995*	*4,448*	*18,324*	*18,214*	*6,804*	*20,551*	*19,436*
„ *Burma* . .	*42*	*10*	*141*	*3*	..	*50*	*10*	*551*	*18*	..
TOTAL .	40,729	46,981	36,080	43,260	33,166	1,80,105	2,07,516	1,53,108	1,70,985	1,48,042

* Inclusive of imports by postal packets referred to Collectors of Customs for assessment.

No. 10—*continued*

ARTICLES, AND COUNTRIES OF CONSIGNMENT; ALSO SHARE OF EACH PROVINCE	QUANTITY					VALUE				
	1982-83	1983-84	1984-85	1985-86	1986-87	1982-83	1983-84	1984-85	1985-86	1986-87
						R	R	R	R	R
Tobacco—*concluded*										
Total of Tobacco—	Lbs.	Lbs.	Lbs.	Lbs.	Lbs.					
United Kingdom (*including* Channel Islands)	1,141,901	2,575,758	1,770,408	1,206,911	1,113,789	34,43,475	41,12,589	33,23,185	34,88,351	34,88,560
Aden and Dependencies	2,989	2,559	4,788	1,768	2,455	11,957	12,415	12,781	8,671	10,567
Ceylon (*excluding* Maldives)	789	903	4,624	1,795	1,105	726	962	1,124	6,429	3,948
Straits Settlements	8,344	1,028	1,244	3,202	277	9,841	979	3,806	3,839	1,148
British Borneo	..	1,333	..	..	..	..	5,050	..	..	..
Hongkong	4,279	17,579	20,198	14,430	327	3,585	25,905	27,080	18,464	1,611
Canada—										
Vid Atlantic Coas	..	6,180	26,975	1,042	..	..	5,549	19,561	1,291	2
Commonwealth of Australia	7,022	8,204	3,884	8,419	9,264	37,084	39,722	45,243	39,726	35,886
Other British Possessions	218	1,237	124	151	146	967	2,372	596	317	804
TOTAL BRITISH EMPIRE	1,165,442	2,614,786	1,837,240	1,237,718	1,127,363	35,12,585	42,05,563	34,33,326	35,17,098	35,37,926
Netherlands	78,776	52,078	41,341	46,733	28,380	1,46,080	77,729	64,647	74,708	45,120
Belgium	10,369	9,217	4,802	7,185	11,441	14,222	17,782	7,620	13,571	19,351
Greece (*including* Crete)	1,162	1,584	1,124	605	979	2,931	5,739	4,490	2,280	3,571
Iran	11,725	66	21	39	1	8,821	159	40	93	1
Philippines	15,575	9,722	7,499	8,704	9,618	52,527	31,041	28,939	32,660	32,229
Japan	26,705	74,265	6,171	643	5,379	50,301	1,05,002	6,488	983	7,760
China (*exclusive* of Hongkong and Macao)	58,328	8,289	7,348	10,447	12,411	1,02,746	15,198	9,475	11,581	11,126
Egypt	11,150	5,865	8,717	8,475	10,925	48,764	41,705	35,723	32,599	40,311
United States of America—										
Vid Atlantic Coast	4,074,670	2,115,822	1,786,004	1,536,528	3,098,069	57,48,629	27,05,584	25,84,167	24,02,282	43,74,608
„ Pacific	96	1,485	353	123	294	217	4,782	915	1,360	944
Other Foreign Countries	2,638	1,863	903	1,132	2,950	10,213	6,337	4,609	6,637	9,559
TOTAL FOREIGN COUNTRIES	4,286,189	2,279,751	1,864,283	1,621,014	3,179,447	61,81,011	30,09,058	27,49,118	26,38,954	45,44,808
Share of Bengal	*3,384,202*	*2,696,798*	*1,770,738*	*1,069,346*	*2,463,031*	*44,36,854*	*29,67,448*	*23,21,979*	*22,59,100*	*41,41,730*
„ *Bombay*	*805,916*	*431,080*	*285,350*	*310,068*	*442,766*	*17,43,072*	*11,74,602*	*9,84,304*	*11,21,188*	*14,96,679*
„ *Sind*	*215,846*	*81,743*	*60,426*	*38,938*	*43,265*	*6,41,492*	*2,30,913*	*1,47,693*	*1,61,969*	*1,68,477*
„ *Madras*	*1,584,859*	*1,613,146*	*1,464,013*	*1,220,134*	*1,256,709*	*26,35,938*	*26,03,625*	*23,52,106*	*21,10,310*	*19,89,128*
„ *Burma*	*60,809*	*71,770*	*140,946*	*220,246*	*101,040*	*2,46,240*	*2,48,638*	*3,76,357*	*5,03,485*	*2,56,726*
TOTAL	6,051,631	4,894,537	3,701,523	2,858,732	4,306,810	96,98,596	72,14,421	61,82,439	61,56,052	80,82,734
Toilet requisites (*not specified elsewhere*) (III. U)—										
United Kingdom (*including* Channel Islands)	—	—	—	—	—	20,72,745	22,15,338	24,84,490	26,84,263	27,87,709
Straits Settlements	—	—	—	—	—	6,161	3,701	5,450	6,481	8,809
Hongkong	—	—	—	—	—	35,740	67,689	84,786	32,602	42,377
Other British Possessions	—	—	—	—	—	7,422	5,754	7,037	4,026	3,339
TOTAL BRITISH EMPIRE	—	—	—	—	—	21,22,068	22,92,567	25,81,763	27,27,372	28,42,234
Denmark	—	—	—	—	—	179	..	..	..	12,163
Germany	—	—	—	—	—	3,60,847	3,62,817	4,07,932	4,10,283	4,06,175
Belgium	—	—	—	—	—	7,619	8,940	8,735	1,486	9,512
France	—	—	—	—	—	4,43,223	4,02,224	3,06,827	2,59,374	2,01,058

No. 10—*continued*

ARTICLES, AND COUNTRIES OF CONSIGNMENT; ALSO SHARE OF EACH PROVINCE	QUANTITY					VALUE				
	1932-33	1933-34	1934-35	1935-36	1936-37	1932-33	1933-34	1934-35	1935-36	1936-37
						R	R	R	R	R
Toilet requisites (not specified elsewhere) (III. U)—continued										
Italy (*including* Fiume)	—	—	—	—	—	1,27,745	88,670	97,242	51,263	34,496
Austria	—	—	—	—	—	53,713	79,961	1,08,018	1,19,461	1,06,117
Czechoslovakia	—	—	—	—	—	53,236	34,680	37,927	32,550	38,428
Java	—	—	—	—	—	0	176	12,268	3,393	3,783
Japan	—	—	—	—	—	8,14,368	10,01,691	11,30,336	9,86,191	19,20,663
China (*exclusive* of Hongkong and Macao)	—	—	—	—	—	51,028	55,036	49,761	48,158	52,442
Egypt	—	—	—	—	—	17,117	65	41	47	11
United States of America—										
Vid Atlantic Coast	—	—	—	—	—	17,57,329	13,26,377	16,48,977	19,52,251	19,89,634
„ Pacific „	—	—	—	—	—	2,519	3,996	986	7,641	4,329
Other Foreign Countries	—	—	—	—	—	2,689	4,324	5,001	6,886	3,012
TOTAL FOREIGN COUNTRIES	—	—	—	—	—	30,91,617	33,68,907	38,73,551	38,78,979	38,32,663
Share of Bengal	—	—	—	—	—	*17,99,453*	*16,62,101*	*20,03,897*	*20,14,629*	*19,87,653*
„ *Bombay*	—	—	—	—	—	*18,98,890*	*19,34,869*	*21,69,183*	*24,06,592*	*22,64,406*
„ *Sind*	—	—	—	—	—	*6,92,509*	*6,98,713*	*8,23,185*	*8,39,338*	*9,86,111*
„ *Madras*	—	—	—	—	—	*5,73,260*	*5,30,667*	*6,22,244*	*5,95,623*	*7,20,690*
„ *Burma*	—	—	—	—	—	*8,49,573*	*8,55,124*	*7,81,305*	*7,49,669*	*8,16,109*
TOTAL	—	—	—	—	—	58,13,685	56,81,474	64,05,814	66,06,351	67,24,897
Toys and requisites for games and sports (including fishing tackle)—										
Toys (III. U) —										
United Kingdom (*including* Channel Islands)	—	—	—	—	—	3,55,254	3,95,829	3,89,869	3,86,607	3,96,817
Ceylon (*excluding* Maldives)	—	—	—	—	—	5,411	6,964	3,333	2,803	219
Straits Settlements	—	—	—	—	—	9,974	12,292	2,990	8,439	3,862
Canada—										
Vid Atlantic Coast	—	—	—	—	—	19,085	255	106	352	102
„ Pacific „	—	—	—	—	—	44	49	..	55	51
Other British Possessions	—	—	—	—	—	1,655	1,628	1,031	1,005	1,268
TOTAL BRITISH EMPIRE	—	—	—	—	—	3,91,423	4,17,017	3,97,329	4,01,278	4,02,319
Germany	—	—	—	—	—	3,84,326	2,54,428	2,15,903	2,31,080	2,52,717
France	—	—	—	—	—	15,681	17,320	18,714	11,080	10,472
Italy (*including* Fiume)	—	—	—	—	—	4,964	769	5,153	5,759	1,322
Japan	—	—	—	—	—	20,24,794	30,48,659	25,38,026	22,14,047	20,30,644
United States of America— *Vid* Atlantic Coast	—	—	—	—	—	94,584	81,711	83,535	88,011	82,278
„ Pacific „	—	—	—	—	—	214	63	319	134	45
Other Foreign Countries	—	—	—	—	—	9,014	6,086	9,164	6,177	10,616
TOTAL FOREIGN COUNTRIES	—	—	—	—	—	25,33,577	33,59,036	28,20,859	25,08,088	23,58,094
Share of Bengal	—	—	—	—	—	*10,17,854*	*15,47,690*	*11,65,767*	*11,49,092*	*12,10,206*
„ *Bombay*	—	—	—	—	—	*14,21,027*	*17,05,061*	*13,47,210*	*13,03,898*	*10,49,064*
„ *Sind*	—	—	—	—	—	*1,94,541*	*1,78,569*	*1,90,485*	*1,31,789*	*1,51,986*
„ *Madras*	—	—	—	—	—	*1,44,377*	*1,61,114*	*1,35,024*	*1,67,207*	*1,61,693*
„ *Burma*	—	—	—	—	—	*1,46,701*	*1,83,689*	*1,79,682*	*1,67,882*	*1,87,560*
TOTAL	—	—	—	—	—	29,25,000	37,76,053	32,18,168	29,09,366	27,60,413

No. 10—*continued*

ARTICLES, AND COUNTRIES OF CONSIGNMENT; ALSO SHARE OF EACH PROVINCE	QUANTITY					VALUE				
	1932-33	1933-34	1934-35	1935-36	1936-37	1932-33	1933-34	1934-35	1935-36	1936-37
Toys and requisites for games and sports (*including fishing tackle*)—*continued*						R	R	R	R	R
Requisites for games and sports (excluding *firearms, etc.*)—										
Playing cards (III. U)—										
United Kingdom (*including* Channel Islands)	—	—	—	—	—	2,25,543	1,52,602	1,59,372	1,55,421	1,10,669
Other British Possessions	—	—	—	—	—	946	367	2,205	1,258	1,335
TOTAL BRITISH EMPIRE	—	—	—	—	—	2,26,489	1,52,969	1,91,577	1,56,679	1,12,004
Germany	—	—	—	—	—	7,702	6,548	4,270	4,750	1,674
Belgium	—	—	—	—	—	4,29,974	93,109	1,10,313	1,00,375	68,372
Japan	—	—	—	—	—	2,55,418	2,08,451	4,67,599	3,87,806	3,66,336
United States of America—										
Vid Atlantic Coast	—	—	—	—	—	2,29,162	1,72,560	1,95,092	2,09,189	1,54,179
Other Foreign Countries	—	—	—	—	—	3,330	805	8,073	2,477	214
TOTAL FOREIGN COUNTRIES	—	—	—	—	—	9,23,581	5,41,529	7,85,347	6,54,597	5,90,775
Share of Bengal	—	—	—	—	—	*4,04,780*	*2,16,778*	*3,17,364*	*2,26,367*	*2,30,262*
" *Bombay*	—	—	—	—	—	*3,69,785*	*2,14,363*	*2,54,202*	*1,95,524*	*1,50,746*
" *Sind*	—	—	—	—	—	*95,318*	*60,715*	*46,837*	*47,424*	*45,075*
" *Madras*	—	—	—	—	—	*1,69,720*	*1,54,509*	*1,87,178*	*1,66,610*	*1,97,773*
" *Burma*	—	—	—	—	—	*1,10,467*	*48,133*	*1,71,343*	*1,74,851*	*78,923*
TOTAL	—	—	—	—	—	11,50,070	6,94,498	9,76,924	8,11,276	7,02,779
Other sorts (III. U)—										
United Kingdom (*including* Channel Islands)	—	—	—	—	—	4,65,105	5,13,837	6,16,751	6,65,444	5,90,333
Hongkong	—	—	—	—	—	3,806	5,447	5,231	6,480	9,402
Commonwealth of Australia	—	—	—	—	—	2,608	10,270	12,651	4,768	692
Other British Possessions	—	—	—	—	—	4,302	5,631	3,638	1,903	2,541
TOTAL BRITISH EMPIRE	—	—	—	—	—	4,75,914	5,35,185	6,38,271	6,78,595	7,02,968
Norway	—	—	—	—	—	78,163	87,530	80,480	82,668	32,889
Germany	—	—	—	—	—	62,958	44,786	39,583	43,450	34,438
France	—	—	—	—	—	5,400	4,610	4,708	3,286	1,862
Japan	—	—	—	—	—	7,528	62,616	52,729	63,002	41,349
China (*exclusive* of Hongkong and Macao)	—	—	—	—	—	2,050	4,581	5,051	8,746	7,716
United States of America—										
Vid Atlantic Coast	—	—	—	—	—	11,150	14,334	31,314	1,42,384	54,603
" Pacific "	—	—	—	—	—	460	22	1,095	367	115
Other Foreign Countries	—	—	—	—	—	14,001	11,110	6,231	7,634	13,678
TOTAL FOREIGN COUNTRIES	—	—	—	—	—	1,81,715	2,29,589	2,22,094	3,51,557	1,86,539
Share of Bengal	—	—	—	—	—	*2,34,683*	*3,49,401*	*3,11,662*	*3,29,839*	*2,31,402*
" *Bombay*	—	—	—	—	—	*1,95,473*	*2,32,391*	*2,09,383*	*3,55,160*	*2,39,988*
" *Sind*	—	—	—	—	—	*1,03,097*	*1,22,022*	*1,48,843*	*1,19,562*	*1,02,904*
" *Madras*	—	—	—	—	—	*40,369*	*69,766*	*64,655*	*63,643*	*62,104*
" *Burma*	—	—	—	—	—	*84,808*	*90,692*	*1,26,922*	*1,61,939*	*1,13,105*
TOTAL	—	—	—	—	—	6,57,929	8,64,274	8,60,365	10,80,152	8,89,497

No. 10—*continued*

ARTICLES, AND COUNTRIES OF CONSIGNMENT; ALSO SHARE OF EACH PROVINCE	QUANTITY					VALUE				
	1932-33	1933-34	1934-35	1935-36	1936-37	1932-33	1933-34	1934-35	1935-36	1936-37
Toys and requisites for games and sports (*including fishing tackle*)—*concluded*						R	R	R	R	R
Total of Toys and requisites for games and sports (including *fishing tackle*)—										
United Kingdom (*including* Channel Islands)	—	—	—	—	—	10,45,905	11,62,268	11,95,992	12,09,472	11,97,819
Ceylon (*excluding* Maldives)	—	—	—	—	—	6,872	8,336	3,963	3,180	368
Straits Settlements	—	—	—	—	—	12,407	16,653	6,046	10,353	6,543
Hongkong	—	—	—	—	—	4,701	6,534	6,082	7,172	10,907
Canada—										
Viâ Atlantic Coast	—	—	—	—	—	19,121	295	469	369	102
" Pacific "	—	—	—	—	—	44	49	..	55	51
Commonwealth of Australia	—	—	—	—	—	3,233	10,615	13,088	5,202	1,018
Other British Possessions	—	—	—	—	—	1,546	421	1,537	749	483
TOTAL BRITISH EMPIRE	—	—	—	—	—	10,93,829	12,05,171	12,27,177	12,36,552	12,17,291
Sweden	—	—	—	—	—	95	914	5,585	1,197	419
Norway	—	—	—	—	—	78,168	87,530	80,480	82,689	32,914
Germany	—	—	—	—	—	4,54,986	3,05,757	2,59,761	2,79,280	2,88,829
Netherlands	—	—	—	—	—	7,166	764	4,026	1,271	3,564
Belgium	—	—	—	—	—	4,32,421	94,219	1,11,686	1,01,421	71,917
France	—	—	—	—	—	21,081	21,954	23,440	14,369	12,334
Italy (*including* Fiume)	—	—	—	—	—	10,687	4,533	8,530	6,724	2,340
Hungary	—	—	—	—	—	2,520	3,732	1,235	2,323	5,824
Japan	—	—	—	—	—	22,85,735	33,79,726	30,58,354	26,15,755	24,38,329
China (*exclusive* of Hongkong and Macão)	—	—	—	—	—	3,725	6,753	5,917	11,080	8,716
United States of America—										
Viâ Atlantic Coast	—	—	—	—	—	3,34,896	2,18,605	2,59,941	3,90,484	2,61,060
" Pacific "	—	—	—	—	—	674	85	2,317	501	160
Other Foreign Countries	—	—	—	—	—	6,716	5,582	7,008	7,148	8,992
TOTAL FOREIGN COUNTRIES	—	—	—	—	—	36,38,870	41,30,154	38,28,280	35,14,242	31,35,398
Share of Bengal	—	—	—	—	—	*16,57,316*	*21,13,869*	*17,94,693*	*17,05,798*	*17,21,869*
" *Bombay*	—	—	—	—	—	*19,86,285*	*21,52,318*	*20,10,795*	*18,54,589*	*14,39,792*
" *Sind*	—	—	—	—	—	*3,91,956*	*3,61,296*	*3,86,165*	*2,93,775*	*3,89,965*
" *Madras*	—	—	—	—	—	*3,55,466*	*3,85,388*	*3,86,857*	*3,87,460*	*4,21,475*
" *Burma*	—	—	—	—	—	*3,41,676*	*3,22,454*	*4,76,947*	*5,04,172*	*3,79,558*
TOTAL	—	—	—	—	—	47,32,699	53,35,325	50,55,457	47,50,794	43,52,689
Umbrellas and Umbrella fittings—										
Umbrellas, complete (including *parasols and sunshades*) (*III. U*)—	No.	No.	No.	No.	No.					
United Kingdom (*including* Channel Islands)	28,380	30,802	21,099	26,932	25,065	65,153	66,493	59,370	66,848	65,290
Ceylon (*excluding* Maldives)	10,961	10,467	9,137	8,727	501	22,022	18,179	13,036	10,149	1,040
Other British Possessions	2,685	789	1,180	970	1,114	3,356	1,300	1,109	1,102	943
TOTAL BRITISH EMPIRE	42,026	42,058	31,416	36,629	27,580	90,531	85,972	73,515	78,099	67,288

No. 10—*continued*

ARTICLES, AND COUNTRIES OF CONSIGNMENT; ALSO SHARE OF EACH PROVINCE	QUANTITY					VALUE				
	1932-33	1933-34	1934-35	1935-36	1936-37	1932-33	1933-34	1934-35	1935-36	1936-37
						R	R	R	R	R
Umbrellas and Umbrella fittings—*continued*										
***Umbrellas, complete* (including *Parasols and Sunshades*) (*III. U*)—continued**	No.	No.	No.	No	No.					
Germany	2,358	15	11	2,468	742	6,565	199	95	3,604	2,312
France	11,443	3,819	2,773	2,501	791	26,705	11,633	9,088	7,561	3,013
Austria	..	..	..	986	2,162	..	..	..	3,245	6,425
Japan	250,537	692,571	245,827	309,473	2,71,472	1,30,097	3,26,137	59,599	79,792	82,580
Other Foreign Countries	2,589	411	1,000	1,216	291	4,371	746	1,836	3,684	819
TOTAL FOREIGN COUNTRIES	266,927	696,816	249,111	316,639	275,458	1,67,688	3,38,715	70,568	97,886	95,599
Share of Bengal	*73,172*	*159,485*	*147,231*	*77,650*	*80,772*	*31,923*	*46,777*	*33,089*	*22,381*	*27,371*
,, *Bombay*	*186,796*	*411,387*	*73,184*	*187,603*	*135,391*	*1,45,348*	*2,67,919*	*69,784*	*84,128*	*72,453*
,, *Sind*	*2,448*	*2,726*	*6,081*	*10,290*	*6,719*	*4,183*	*7,497*	*5,896*	*7,757*	*5,825*
,, *Madras*	*23,849*	*66,091*	*21,497*	*18,349*	*9,256*	*46,228*	*67,203*	*22,950*	*17,861*	*12,143*
,, *Burma*	*17,688*	*100,245*	*32,484*	*59,371*	*70,400*	*30,482*	*36,191*	*12,344*	*43,858*	*45,096*
TOTAL	303,953	738,874	250,527	353,268	303,038	2,58,169	4,24,587	1,44,083	1,75,985	1,62,887
***Umbrella fittings* (*III. U*)—**										
United Kingdom (*including* Channel Islands)	—	—	—	—	—	3,02,922	2,89,429	2,57,566	2,61,898	2,13,529
Other British Possessions	—	—	—	—	—	..	1,110	25	..	1,200
TOTAL BRITISH EMPIRE	—	—	—	—	—	3,02,922	2,90,539	2,57,591	2,61,898	2,14,729
Norway	—	—	—	—	—	10,782	..	..	..	..
Germany	—	—	—	—	—	7,17,631	5,02,239	5,92,066	7,18,601	4,37,638
France	—	—	—	—	—	49,518	11,958	2,189	778	10
Italy (*including* Fiume)	—	—	—	—	—	77,868	53,202	37,948	9,772	22,718
Japan	—	—	—	—	—	13,32,187	13,77,148	16,79,644	17,49,086	11,01,762
China (*exclusive* of Hongkong and Macao)	—	—	—	—	—	23,338	720	..	..	..
Other Foreign Countries	—	—	—	—	—	4,625	5,787	2,836	1,447	546
TOTAL FOREIGN COUNTRIES	—	—	—	—	—	22,15,949	19,51,054	23,14,678	24,79,691	15,62,674
Share of Bengal	—	—	—	—	—	*12,47,560*	*12,23,495*	*13,67,701*	*15,44,426*	*9,37,400*
,, *Bombay*	—	—	—	—	—	*7,22,009*	*5,78,096*	*6,72,915*	*6,60,811*	*3,69,880*
,, *Sind*	—	—	—	—	—	..	*2*	*2,329*	*63*	*1,338*
,, *Madras*	—	—	—	—	—	*1,10,574*	*1,33,560*	*1,52,006*	*1,97,619*	*1,20,186*
,, *Burma*	—	—	—	—	—	*4,33,728*	*2,51,440*	*3,77,818*	*3,33,670*	*3,13,519*
TOTAL	—	—	—	—	—	25,18,871	22,41,593	25,72,269	27,41,589	17,77,403
***Total of Umbrellas and Umbrella fittings*—**										
United Kingdom (*including* Channel Islands)	—	—	—	—	—	3,68,075	3,55,922	3,16,986	3,28,746	2,78,828
Ceylon (*excluding* Maldives)	—	—	—	—	—	22,022	18,179	15,035	10,149	1,046
Other British Possessions	—	—	—	—	—	3,356	2,410	1,184	1,102	2,143
TOTAL BRITISH EMPIRE	—	—	—	—	—	3,93,453	3,76,511	3,31,106	3,39,997	2,82,017

No. 10—*continued*

ARTICLES, AND COUNTRIES OF CONSIGNMENT; ALSO SHARE OF EACH PROVINCE	QUANTITY					VALUE				
	1932-33	1933-34	1934-35	1935-36	1936-37	1932-33	1933-34	1934-35	1935-36	1936-37
Umbrellas and Umbrella fittings—*concluded*						R	R	R	R	R
***Total of Umbrellas and Umbrella fittings*—continued**										
Norway	—	—	—	—	—	10,782	2	..	..	..
Germany	—	—	—	—	—	7,24,196	5,02,438	5,92,101	7,22,205	4,40,450
France	—	—	—	—	—	76,223	23,591	11,227	8,389	8,023
Italy (*including* Fiume)	—	—	—	—	—	80,305	53,240	38,322	11,718	22,718
Austria	—	—	—	—	—	1,086	3,358	2,726	3,821	6,447
Japan	—	—	—	—	—	14,62,284	17,03,285	17,39,243	18,28,878	11,84,292
China (*exclusive* of Hongkong and Macao)	—	—	—	—	—	23,734	900	172	85	2
Other Foreign Countries	—	—	—	—	—	4,977	2,955	1,395	2,536	1,341
TOTAL FOREIGN COUNTRIES	—	—	—	—	—	23,83,587	22,89,769	23,85,246	25,77,577	16,58,273
Share of Bengal	—	—	—	—	—	*12,79,468*	*12,75,272*	*14,00,710*	*15,66,807*	*9,54,861*
" *Bombay*	—	—	—	—	—	*8,67,357*	*8,45,115*	*7,62,699*	*7,44,939*	*4,62,338*
" *Sind*	—	—	—	—	—	*4,182*	*7,499*	*8,225*	*7,820*	*7,162*
" *Madras*	—	—	—	—	—	*1,56,302*	*2,50,763*	*1,74,296*	*2,15,480*	*1,32,389*
" *Burma*	—	—	—	—	—	*4,69,210*	*3,87,631*	*3,39,663*	*3,33,528*	*2,93,615*
TOTAL	—	—	—	—	—	27,77,040	26,66,280	27,16,352	29,17,574	19,40,290
Vehicles, *excluding* locomotives, etc., for railways*—										
***Carriages and carts not mechanically propelled and parts thereof* (excluding *railway carriages, trucks, etc.*)—**										
Carriages and carts not mechanically propelled (*excluding* railway carriages, trucks, etc.) (III, O)—	No.	No.	No.	No.	No.					
United Kingdom (*including* Channel Islands)	292	417	618	1,024	452	84,992	47,039	68,220	1,11,509	80 139
Hongkong	564	302	1	..	..	66,824	25,020	136	..	..
Other British Possessions	7	4	38	8	1	272	210	1,673	454	955
TOTAL BRITISH EMPIRE	863	723	657	1,032	453	1,52,088	72,269	70,029	1,11,963	81,094
Germany	20	179	2	86	113	2,957	14,748	1,187	35,600	35,593
Java	..	..	..	86	63	..	..	..	10,344	14,316
Japan	516	691	1,086	633	869	47,923	52,921	44,391	52,82	47,924
China (*exclusive* of Hongkong and Macao)	320	310	1	..	1	32,130	17,586	120	..	309
United States of America—*Vid* Atlantic Coast	66	8	15	47	18	16,112	129	6,267	28,398	9,223
" Pacific "	..	..	..	..	1	..	..	..	..	3,160
Other Foreign Countries	11	20	14	19	16	564	3,468	3,189	3,680	1,070
TOTAL FOREIGN COUNTRIES	933	1,208	1,118	671	1,081	99,686	88,842	55,104	1,30,988	1,11,604

*Inclusive of vehicles (including motor cars) imported as baggage.

No. 10—*continued.*

ARTICLES, AND COUNTRIES OF CONSIGNMENT: ALSO SHARE OF EACH PROVINCE	QUANTITY					VALUE				
	1932-33	1933-34	1934-35	1935-36	1936-37	1932-33	1933-34	1934-35	1935-36	1936-37
Vehicles, *excluding* locomotives, etc., for railways*—*continued*						R	R	R	R	R
***Carriages and carts not mechanically propelled and parts thereof* (excluding *railway carriages, trucks, etc.*)—continued**										
Carriages and carts not mechanically propelled (*excluding* railway carriages, trucks, etc.) (III. O)—*continued*	No.	No.	No.	No.	No.					
Share of Bengal	*476*	*520*	*616*	*1,045*	*1,138*	*75,109*	*47,314*	*56,961*	*1,10,064*	*72,121*
„ *Bombay*	*100*	*374*	*490*	*907*	*198*	*4,576*	*43,858*	*31,947*	*51,218*	*48,294*
„ *Sind*	*81*	*11*	*19*	*13*	*29*	*54,482*	*4,383*	*6,271*	*15,674*	*20,471*
„ *Madras*	*108*	*76*	*149*	*276*	*131*	*9,905*	*9,899*	*23,411*	*44,994*	*17,545*
„ *Burma*	*1,031*	*945*	*501*	*357*	*38*	*1,07,702*	*61,967*	*6,543*	*20,951*	*25,267*
Protected	92	109	24	131	161	7,421	16,286	6,904	25,378	46,766
Not protected	1,704	1,727	1,761	1,772	1,373	2,44,353	1,44,825	1,18,229	2,17,523	1,45,932
TOTAL	1,796	1,926	1,775	1,903	1,534	2,51,774	1,61,111	1,25,133	2,42,901	1,92,698
Parts of carriages and carts (*excluding* rubber tyres) (III. O)—										
United Kingdom (*including* Channel Islands)	—	—	—	—	—	1,21,073	1,87,387	4,13,786	3,89,085	4,51,466
Straits Settlements	—	—	—	—	—	1,350	1,737	37,572	16,543	..
Other British Possessions	—	—	—	—	—	4,976	524	122	1,334	875
TOTAL BRITISH EMPIRE	—	—	—	—	—	1,27,399	1,89,648	4,51,480	4,06,962	4,52,341
Germany	—	—	—	—	—	21,165	57,319	59,381	75,349	90,672
Belgium	—	—	—	—	—	2,685	4,363	12,615	10,387	64,119
France	—	—	—	—	—	6,553	2,141	..	..	..
Japan	—	—	—	—	—	15,508	22,556	32,440	58,459	43,703
China (*exclusive* of Hongkong and Macao)	—	—	—	—	—	7,624	24,080	3,889	..	..
United States of America—										
Vid Atlantic Coast	—	—	—	—	—	3,443	5,280	10,360	24,777	12,455
„ Pacific „	—	—	—	—	—	..	..	..	111	..
Other Foreign Countries	—	—	—	—	—	2,075	695	802	5,281	5,922
TOTAL FOREIGN COUNTRIES	—	—	—	—	—	59,053	1,16,436	1,18,487	1,74,364	2,16,871
Share of Bengal	—	—	—	—	—	*37,381*	*1,01,881*	*2,32,869*	*1,84,448*	*3,17,349*
„ *Bombay*	—	—	—	—	—	*33,285*	*57,501*	*86,455*	*1,72,616*	*1,30,284*
„ *Sind*	—	—	—	—	—	*29,190*	*21,407*	*42,476*	*42,212*	*32,718*
„ *Madras*	—	—	—	—	—	*43,806*	*51,643*	*1,00,561*	*92,350*	*99,548*
„ *Burma*	—	—	—	—	—	*42,790*	*74,254*	*1,07,306*	*89,700*	*89,313*
Protected	—	—	—	—	—	45,956	77,694	89,869	1,21,722	1,17,578
Not protected	—	—	—	—	—	1,40,496	2,28,392	4,80,098	4,59,604	5,51,634
TOTAL	—	—	—	—	—	1,86,452	3,06,086	5,69,967	5,81,326	6,69,212
Perambulators and children's go-carts (III. O)—	No.	No.	No.	No.	No.					
United Kingdom (*including* Channel Islands)	4,992	3,775	3,654	3,937	3,533	1,06,294	80,642	77,590	84,308	85,854
Other British Possessions	10	9	16	9	19	116	117	204	72	386
TOTAL BRITISH EMPIRE	5,002	3,784	3,670	3,946	3,552	1,06,410	80,759	77,794	84,380	86,240
Japan	937	2,157	3,738	3,221	3,634	4,991	12,880	23,165	16,379	18,976
Other Foreign Countries	21	29	36	27	32	510	1,429	882	629	959
TOTAL FOREIGN COUNTRIES	958	2,186	3,769	3,248	3,666	5,501	14,259	24,047	17,008	19,935

*Inclusive of vehicles (including motor cars) imported as baggage.

No. 10—*continued*

ARTICLES, AND COUNTRIES OF CONSIGNMENT; ALSO SHARE OF EACH PROVINCE	QUANTITY					VALUE				
	1932-33	1933-34	1934-35	1935-36	1936-37	1932-33	1933-34	1934-35	1935-36	1936-37
						R	R	R	R	R
Vehicles, *excluding* locomotives, etc., for railways* —*continued*										
Carriages and carts not mechanically propelled and parts thereof (excluding *railway carriages, trucks, etc.*) —continued										
Perambulators and children's go-carts (III. O)—*contd.*	No.	No.	No.	No.	No.					
Share of Bengal	*1,952*	*1,937*	*3,046*	*2,863*	*2,589*	*35,169*	*27,426*	*34,950*	*43,687*	*39,147*
" *Bombay*	*1,919*	*1,780*	*1,503*	*1,236*	*778*	*35,640*	*28,912*	*25,042*	*21,695*	*22,328*
" *Sind*	*560*	*859*	*767*	*577*	*1,052*	*13,549*	*12,305*	*9,889*	*8,583*	*11,518*
" *Madras*	*910*	*689*	*1,037*	*888*	*1,521*	*18,719*	*14,579*	*18,438*	*14,417*	*20,423*
" *Burma*	*619*	*765*	*1,086*	*1,630*	*1,278*	*11,534*	*11,796*	*13,522*	*13,006*	*12,765*
TOTAL	5,960	5,970	7,439	7,194	7,218	1,11,911	95,018	1,01,841	1,01,388	1,06,175
Parts of perambulators and children's go-carts (III. O)—										
United Kingdom (*including* Channel Islands)	—	—	—	—	—	33,422	29,118	19,605	17,307	15,552
Straits Settlements	—	—	—	—	—	..	..	..	..	54
TOTAL BRITISH EMPIRE	—	—	—	—	—	33,422	29,118	19,605	17,307	15,606
TOTAL FOREIGN COUNTRIES	—	—	—	—	—	151	314	621	542	1,092
Share of Bengal	—	—	—	—	—	*1,213*	*303*	*1,163*	*722*	*458*
" *Bombay*	—	—	—	—	—	*2,745*	*13,895*	*7,979*	*8,284*	*12,045*
" *Sind*	—	—	—	—	—	*22,555*	*15,133*	*11,055*	*8,501*	*4,116*
" *Madras*	—	—	—	—	—	*44*	*46*	*12*	*402*	*39*
" *Burma*	—	—	—	—	—	*16*	..	*17*	..	..
TOTAL	—	—	—	—	—	33,573	29,432	20,226	17,849	16,698
Total of Carriages and carts not mechanically propelled and parts thereof (excluding *railway carriages, trucks, etc.*)—										
United Kingdom (*including* Channel Islands)	—	—	—	—	—	3,45,781	3,44,186	5,79,201	6,02,209	6,33,011
Straits Settlements	—	—	—	—	—	1,640	1,788	39,297	17,059	166
Hongkong	—	—	—	—	—	71,636	25,028	136	..	..
Other British Possessions	—	—	—	—	—	263	802	274	1,344	2,104
TOTAL BRITISH EMPIRE	—	—	—	—	—	4,19,319	3,71,794	6,18,908	6,20,612	6,35,281
Germany	—	—	—	—	—	24,522	73,196	60,577	1,11,504	1127,448
Belgium	—	—	—	—	—	3,097	5,253	12,615	10,428	64,119
France	—	—	—	—	—	6,636	3,715	69	2,355	..
Java	—	—	—	—	—	..	..	..	10,522	17,896
Japan	—	—	—	—	—	68,492	88,621	1,00,177	1,23,109	1,11,397
China (*exclusive of* Hongkong and Macao)	—	—	—	—	—	39,809	41,686	4,009	..	309
United States of America—										
Fid Atlantic Coast.	—	—	—	—	—	19,575	5,445	16,811	53,175	21,727
" Pacific "	—	—	—	—	—	..	..	..	111	3,169
Other Foreign Countries	—	—	—	—	—	2,260	1,937	4,001	6,648	3,437
TOTAL FOREIGN COUNTRIES	—	—	—	—	—	1,64,391	2,19,853	1,98,259	3,22,852	3,49,502
Share of Bengal	—	—	—	—	—	*1,48,872*	*1,76,894*	*3,25,743*	*3,38,921*	*4,29,075*
" *Bombay*	—	—	—	—	—	*83,246*	*1,44,166*	*1,51,423*	*2,53,783*	*2,12,945*
" *Sind*	—	—	—	—	—	*1,19,776*	*63,483*	*69,691*	*74,970*	*77,533*
" *Madras*	—	—	—	—	—	*69,474*	*76,167*	*1,42,423*	*1,53,163*	*1,37,696*
" *Burma*	—	—	—	—	—	*1,62,342*	*1,41,007*	*1,27,388*	*1,23,657*	*1,37,345*
TOTAL	—	—	—	—	—	5,83,710	5,91,647	8,17,167	9,43,464	9,84,783

* Inclusive of vehicles (including motor cars) imported as baggage.

No. 10—*continued*

ARTICLES, AND COUNTRIES OF CONSIGNMENT; ALSO SHARE OF EACH PROVINCE	Quantity					Value				
	1932-33	1933-34	1934-35	1935-36	1936-37	1932-33	1933-34	1934-35	1935-36	1936-37
Vehicles, *excluding* locomotives, etc., for railways* —*continued*						Rs	Rs	Rs	Rs	Rs
***Cycles,* (other than *motor cycles*) *and parts thereof and accessories*—**										
Cycles imported entire or in sections (III. O)—	No.	No.	No.	No.	No.					
United Kingdom (*including* Channel Islands)	53,759	71,760	90,433	123,069	151,784	18,52,763	23,17,631	28,23,708	37,70,450	46,11,533
Other British Possessions	45	27	15	66	60	1,371	670	541	1,137	1,323
TOTAL BRITISH EMPIRE	53,804	71,787	90,448	123,135	151,844	18,54,134	23,18,501	28,23,249	37,71,596	46,12,856
Germany	725	21	28	706	979	8,868	926	1,228	31,858	27,952
Japan	14,889	16,717	15,729	9,578	12,508	1,70,347	1,88,910	1,57,771	97,798	1,04,860
Other Foreign Countries	110	99	81	91	59	5,301	4,838	3,868	5,060	2,694
TOTAL FOREIGN COUNTRIES	15,724	16,837	15,838	10,460	13,546	1,84,511	1,94,674	1,62,867	1,34,716	1,35,505
Share of Bengal	*20,336*	*27,363*	*36,530*	*46,694*	*50,910*	*6,28,745*	*8,06,582*	*10,29,508*	*14,02,905*	*14 37,456*
" *Bombay*	*24,273*	*28,210*	*30,493*	*35,561*	*39,675*	*5,69,740*	*7,78,375*	*8,78,316*	*9,36,549*	*10,58,362*
" *Sind*	*11,797*	*14,646*	*17,573*	*28,718*	*29,251*	*3,73,144*	*4,08,137*	*4,67,361*	*8,06,557*	*11 18,030*
" *Madras*	*9,007*	*15,509*	*14,901*	*14,403*	*29,718*	*2,73,723*	*4,19,085*	*3,92,952*	*4,13,735*	*8,63,515*
" *Burma*	*4,115*	*2,798*	*6,789*	*8,219*	*6,836*	*1,93,293*	*1,08,696*	*2,17,991*	*2,55,566*	*2,37,915*
TOTAL	69,528	88,624	106,286	133,595	165,390	20,38,645	25,13,175	29,86,116	39,06,312	47,48,362
Parts of cycles and accessories (*excluding* rubber tyres) (III. O)—										
United Kingdom (*including* Channel Islands)	—	—	—	—	—	33,43,389	39,49,397	42,09,852	45,08,241	37,90,900
Other British Possessions	—	—	—	—	—	609	1,184	1,189	2,815	923
TOTAL BRITISH EMPIRE	—	—	—	—	—	33,43,998	39,50,581	42,11,041	45 11,056	37,91,832
Germany	—	—	—	—	—	7,79,881	6,08,586	7,71,184	7,79,222	9,41,900
Netherlands	—	—	—	—	—	82,996	1,13,868	1,97,835	2,08,303	2,20,310
Belgium	—	—	—	—	—	650	1,439	435	2,126	11,819
France	—	—	—	—	—	15,880	—	818	253	69
Italy (*including* Fiume)	—	—	—	—	—	24,293	23,824	17,493	24,950	2,731
Japan	—	—	—	—	—	17,40,790	16,56,935	17,32,707	15,34,530	15,22,017
United States of America—*Vid* Atlantic Coast	—	—	—	—	—	18,889	3,840	2,425	17	1,157
Other Foreign Countries	—	—	—	—	—	3,818	768	1,238	3,198	1,676
TOTAL FOREIGN COUNTRIES	—	—	—	—	—	26,67,197	24,08,755	27,24,135	25,52,599	27,01,678
Share of Bengal	—	—	—	—	—	*20,31,750*	*20,49,601*	*23,25,686*	*21,64,189*	*21,09,257*
" *Bombay*	—	—	—	—	—	*16,17,303*	*18,19,803*	*18,33,984*	*22,68,745*	*15,43,659*
" *Sind*	—	—	—	—	—	*10,39,894*	*11,35,585*	*14,13,497*	*19,04,905*	*13,15,457*
" *Madras*	—	—	—	—	—	*10,00,437*	*11,70,629*	*13,16,826*	*11,70,731*	*11,78,827*
" *Burma*	—	—	—	—	—	*3,21,911*	*1,83,818*	*2,45,184*	*2,55,085*	*3,46,270*
TOTAL	—	—	—	—	—	60,11,195	63,59,336	69,35,176	70,63,655	64,93,510
***Total of Cycles* (other than *motor cycles*) *and parts thereof* and accessories—**										
United Kingdom (*including* Channel Islands)	—	—	—	—	—	51,96,152	62,67,228	70,32,560	82,78,700	84,02,442
Other British Possessions	—	—	—	—	—	1,980	1,854	1,780	3,952	2,246
TOTAL BRITISH EMPIRE	—	—	—	—	—	51,98,132	62,69,082	70,34,290	82,82,652	84,04,688

* Inclusive of vehicles (including motor cars) imported as baggage.

No. 10—*continued*

ARTICLES, AND COUNTRIES OF CONSIGNMENT; ALSO SHARE OF EACH PROVINCE	QUANTITY					VALUE				
	1932-33	1933-34	1934-35	1935-36	1936-37	1932-33	1933-34	1934-35	1935-36	1936-37
Vehicles, *excluding* locomotives, etc., for railways * —*continued*						R	R	R	R	R
***Cycles*, (other than *motor cycles*) *and parts thereof and accessories*—continued**										
***Total of Cycles* (other than *motor cycles*) *and parts thereof and accessories*—continued**										
Germany	—	—	—	—	—	7,88,744	6,09,512	7,72,412	8,11,080	9,69,852
Netherlands	—	—	—	—	—	82,996	1,13,868	1,97,885	2,08,808	2,20,810
Belgium	—	—	—	—	—	650	1,773	435	2,126	11,832
France	—	—	—	—	—	16,451	189	982	273	68
Italy (*including* Fiume)	—	—	—	—	—	24,375	23,595	17,732	25,050	2,789
Japan	—	—	—	—	—	19,11,137	18,45,845	18,90,478	16,33,328	16,26,877
United States of America—										
Vid Atlantic Coast	—	—	—	—	—	19,074	3,923	2,617	1,028	1,933
„ Pacific „	—	—	—	—	—	60	..	..	..	..
Other Foreign Countries	—	—	—	—	—	8,191	4,724	4,451	7,127	3,523
TOTAL FOREIGN COUNTRIES	—	—	—	—	—	28,51,708	26,03,429	28,87,002	26,87,315	28,37,184
Share of Bengal	—	—	—	—	—	*26,60,495*	*23,56,483*	*33,55,191*	*35,67,094*	*35,39,816*
„ *Bombay*	—	—	—	—	—	*21,86,943*	*25,92,178*	*25,12,890*	*32,55,294*	*26,41,968*
„ *Sind*	—	—	—	—	—	*14,13,038*	*16,41,722*	*13,30,858*	*20,11,462*	*24,33,823*
„ *Madras*	—	—	—	—	—	*12,74,160*	*15,89,614*	*17,09,773*	*15,84,486*	*20,42,350*
„ *Burma*	—	—	—	—	—	*5,15,204*	*2,92,514*	*4,63,165*	*5,51,661*	*5,84,218*
TOTAL	—	—	—	—	—	80,49,840	88,72,511	99,21,292	1,09,69,967	1,12,41,872
***Mechanically propelled vehicles* (excluding *railway locomotives and tractors*)—**										
Aircraft (III. O)—	No.	No.	No.	No.	No.					
United Kingdom (*including* Channel Islands)	17	22	25	19	28	1,98,218	2,52,995	3,44,007	3,32,834	6,08,401
Straits Settlements	1	..	..	..	..	7,000	..	..	..	..
Commonwealth of Australia	..	2	..	..	..	..	6,063	..	..	..
TOTAL BRITISH EMPIRE	18	24	25	19	28	2,05,218	2,59,058	3,44,007	3,32,834	6,08,401
Netherlands	..	..	..	..	1	53	..	..	..	18,377
France	..	..	1	..	..	..	..	15,481	..	..
Iraq	1	..	1	..	..	1,000	..	13,000	..	..
Java	..	..	..	..	1	..	..	..	..	16,420
United States of America—										
Vid Atlantic Coast	..	..	..	1	3	..	..	..	18,430	64,113
Other Foreign Countries	..	1	..	..	..	..	4,935	..	..	..
TOTAL FOREIGN COUNTRIES	1	1	2	1	5	1,053	4,935	28,481	18,430	98,910
Share of Bengal	*4*	*7*	*5*	*2*	*5*	*29,661*	*69,531*	*91,468*	*18,105*	*1,00,808*
„ *Bombay*	*5*	*6*	*9*	*7*	*11*	*45,344*	*43,105*	*1,17,865*	*84,650*	*1,33,344*
„ *Sind*	*9*	*9*	*12*	*10*	*9*	*1,26,292*	*1,15,345*	*1,40,103*	*1,72,690*	*2,27,756*
„ *Madras*	*1*	*2*	..	..	*4*	*4,974*	*59,625*	..	..	*62,965*
„ *Burma*	..	*1*	*1*	*1*	*4*	..	*6,387*	*22,992*	*76,819*	*1,83,418*
TOTAL	19	25	27	20	33	2,06,271	2,58,093	3,72,488	3,51,264	7,07,811
Parts of aircraft (III. O)—										
United Kingdom (*including* Channel Islands)	—	—	—	—	—	1,85,100	3,04,374	2,44,544	3,90,109	5,12,569
Palestine	—	—	—	—	—	18,178	..	37	..	..
Straits Settlements	—	—	—	—	—	214	503	6,179	16,982	43,832
Other British Possessions	—	—	—	—	—	..	2,745	3,153	2,376	1,948
TOTAL BRITISH EMPIRE	—	—	—	—	—	1,46,492	3,07,622	2,53,913	4,09,467	5,58,349

* Inclusive of vehicles (including motor cars) imported as baggage.

No. 10—*continued*

ARTICLES, AND COUNTRIES OF CONSIGNMENT; ALSO SHARE OF EACH PROVINCE	Quantity					Value				
	1932-33	1933-34	1934-35	1935-36	1936-37	1932-33	1933-34	1934-35	1935-36	1936-37
Vehicles, *excluding* locomotives, etc., for railways *—continued						R	R	R	R	R
***Mechanically propelled vehicles* (excluding *railway locomotives and tractors*)—continued**										
Parts of aircraft (III. O)—*contd.*										
Germany	—	—	—	—	—	264	251	..	1,688	39,733
Netherlands	—	—	—	—	—	6,388	3,879	9,581	14,780	10,933
Belgium	—	—	—	—	—	18,162	..	..	..	..
France	—	—	—	—	—	41,979	49,150	36,518	40,518	217,118
Syria	—	—	—	—	—	..	6,029	10,887	932	4,928
Muskat Territory and Trucial Oman	—	—	—	—	—	362	2,369	7,046	30	262
Iraq	—	—	—	—	—	749	3,535	230	118	10,112
French Indo-China	—	—	—	—	—	14,192	43,998	34,798	33,435	3,559
Egypt	—	—	—	—	—	13,028	46,664	27,015	33,433	22,563
United States of America—										
Vid Atlantic Coast	—	—	—	—	—	..	2,660	420	..	12,807
Other Foreign Countries	—	—	—	—	—	1,846	..	317	1,129	1,998
TOTAL FOREIGN COUNTRIES	—	—	—	—	—	94,965	1,58,535	1,27,112	1,40,013	3,24,003
Share of Bengal	—	—	—	—	—	*659*	*29,396*	*25,627*	*7,004*	*45,638*
,, *Bombay*	—	—	—	—	—	*28,951*	*28,174*	*29,735*	*64,074*	*79,563*
,, *Sind*	—	—	—	—	—	*2,07,336*	*4,86,126*	*3,06,171*	*4,24,493*	*6,78,461*
,, *Madras*	—	—	—	—	—	*996*	*7,451*	*5,530*	*5,109*	*12,483*
,, *Burma*	—	—	—	—	—	*3,515*	*5,010*	*13,912*	*48,800*	*66,312*
TOTAL	—	—	—	—	—	2,41,457	5,56,157	3,81,025	5,49,480	8,82,367
Carriages and parts for railways (III. O)—										
United Kingdom (*including* Channel Islands)	—	—	—	—	—	17,83,302	23,70,971	32,90,904	42,57,495	32,97,563
Straits Settlements	—	—	—	—	—	85,740	1,70,781	2,28,198	2,85,157	2,02,464
Other British Possessions	—	—	—	—	—	..	..	2,753	..	..
TOTAL BRITISH EMPIRE	—	—	—	—	—	18,69,042	25,41,752	35,21,855	44,92,652	35,00,027
Sweden	—	—	—	—	—	8,048	9,057	42,199	27,874	16,743
Germany	—	—	—	—	—	54,964	7,63,419	7,67,514	7,64,514	5,85,909
Netherlands	—	—	—	—	—	17,030	23	202	1,274	..
Belgium	—	—	—	—	—	1,67,356	1,48,547	4,27,151	6,75,188	5,17,035
Italy (*including* Fiume)	—	—	—	—	—	67,875	98	1,18,423	61,682	..
Hungary	—	—	—	—	—	68,849	1,94,687	1,85,685	3,17,678	19,927
Czechoslovakia	—	—	—	—	—	86,214	53,781	39,000	1,12,390	71,404
Java	—	—	—	—	—	..	..	..	46,182	..
Japan	—	—	—	—	—	..	..	..	37,966	19,667
United States of America—										
Vid Atlantic Coast	—	—	—	—	—	1,307	694	20,805	20,538	1,45,190
Other Foreign Countries	—	—	—	—	—	144	..	1,719	..	1,623
TOTAL FOREIGN COUNTRIES	—	—	—	—	—	4,31,787	11,70,306	16,02,698	20,65,276	13,78,398
Share of Bengal	—	—	—	—	—	*10,81,249*	*18,66,979*	*29,35,947*	*39,37,078*	*27,86,505*
,, *Bombay*	—	—	—	—	—	*8,94,490*	*8,78,185*	*13,67,860*	*18,63,293*	*14,15,078*
,, *Sind*	—	—	—	—	—	*1,28,367*	*2,15,989*	*1,88,333*	*1,34,529*	*2,25,163*
,, *Madras*	—	—	—	—	—	*1,86,783*	*7,50,985*	*6,26,627*	*5,20,215*	*4,42,021*
,, *Burma*	—	—	—	—	—	..	..	*5,286*	*2,814*	*11,658*
TOTAL	—	—	—	—	—	22,90,629	37,12,058	51,24,553	65,57,928	48,78,425
Wagons and parts for railways (III. O)—										
United Kingdom (*including* Channel Islands)	—	—	—	—	—	10,62,920	8,45,620	21,17,212	37,35,950	7,71,022
Other British Possessions	—	—	—	—	—	141	61	4,890	2,358	298
TOTAL BRITISH EMPIRE	—	—	—	—	—	10,63,061	8,45,681	21,22,102	37,38,308	7,71,320

* Inclusive of vehicles (including motor cars) imported as baggage.

No. 10—*continued*

ARTICLES, AND COUNTRIES OF CONSIGNMENT; ALSO SHARE OF EACH PROVINCE	QUANTITY					VALUE				
	1932-33	1933-34	1934-35	1935-36	1936-37	1932-33	1933-34	1934-35	1935-36	1936-37
						R	R	R	R	R
Vehicles, *excluding* locomotives, etc., for railways*—*continued										
***Mechanically propelled vehicles* (excluding *railway locomotives and tractors*)—continued**										
Wagons and parts for railways (III. O)—*continued*										
Sweden	—	—	—	—	—	7,824	..	..	7,931	..
Germany	—	—	—	—	—	1,10,181	1,76,995	40,885	2,50,538	5,31,217
Belgium	—	—	—	—	—	1,06,901	71,311	1,99,775	2,12,904	2,01,941
France	—	—	—	—	—	..	..	6,114	..	111
Italy (*including* Fiume)	—	—	—	—	—	29,984	..	21,072	..	..
Hungary	—	—	—	—	—	8,058	94,795	7,141	..	..
Czechoslovakia	—	—	—	—	—	..	..	29,078	11,231	37,901
Java	—	—	—	—	—	..	..	..	10,513	..
United States of America—										
Vid Atlantic Coast	—	—	—	—	—	..	55	9,143	6,556	3,853
TOTAL FOREIGN COUNTRIES	—	—	—	—	—	2,72,943	3,43,157	3,13,208	5,99,693	7,74,723
Share of Bengal	—	—	—	—	—	*5,13,389*	*7,21,934*	*17,93,017*	*19,14,803*	*7,22,833*
,, *Bombay*	—	—	—	—	—	*6,46,460*	*2,26,663*	*5,19,498*	*21,10,428*	*7,41,478*
,, *Sind*	—	—	—	—	—	*41,337*	*1,02,031*	*13,333*	*2,32,101*	*13,333*
,, *Madras*	—	—	—	—	—	*1,25,086*	*1,16,351*	*64,069*	*3,483*	*5,483*
,, *Burma*	—	—	—	—	—	*10,767*	*21,359*	*44,393*	*77,931*	*57,413*
TOTAL	—	—	—	—	—	13,36,009	11,88,333	24,35,310	43,37,996	15,46,043
Motor cars (*including* taxi cabs) (III. O)—	No.	No.	No.	No.	No.					
United Kingdom (*including* Channel Islands)	3,958	5,848	6,311	6,744	6,337	80,05,887	1,06,14,709	1,23,73,224	1,26,85,982	1,22,18,054
Aden and Dependencies	16	7	4	9	13	30,836	9,385	7,568	12,388	13,645
Ceylon (*excluding* Maldives)	31	21	24	27	60	46,617	39,092	39,720	37,583	84,966
Straits Settlements	46	26	25	22	29	49,879	41,259	23,669	30,718	29,664
Federated Malay States	2	1	1	..	1	15,182	850	3,000	..	2,000
Hongkong	7	1	..	4	3	13,851	2,350	..	5,758	3,232
Union of South Africa	37	1	1	..	3	79,811	2,000	1,200	..	3,448
Kenya Colony	..	2	1	..	..	..	5,825	871	..	..
Canada—										
Vid Atlantic Coast	296	1,714	2,057	2,328	1,290	6,15,770	25,49,857	33,21,113	38,19,540	21,16,190
,, Pacific ,,	..	1	..	..	..	..	2,400	..	..	..
Commonwealth of Australia	..	2	5	6	2	..	1,851	12,107	7,023	2,599
Other British Possessions	2	1	1	4	2	1,813	2,000	982	6,281	1,686
TOTAL BRITISH EMPIRE	4,402	7,125	8,430	9,144	7,740	88,59,646	1,32,70,578	1,57,83,514	1,66,05,118	1,44,75,484
Sweden	..	5	3	1	1	..	6,668	5,572	1,450	1,831
Germany	146	106	120	335	813	2,09,442	1,50,721	2,45,913	7,02,016	15,71,527
Netherlands	85	1	..	..	3	51,084	1,427	..	..	5,681
Belgium	15	3	3	16	4	55,886	5,511	10,363	33,691	9,493
France	84	62	26	18	42	2,27,124	1,44,942	72,814	40,508	90,115
Italy (*including* Fiume)	226	221	267	210	382	4,80,274	4,70,023	4,41,421	3,80,119	4,76,685
Austria	..	..	..	..	6	..	..	..	..	11,781
Czechoslovakia	..	..	1	5	20	..	..	1,672	5,773	37,085
Java	76	3	..	..	11	1,02,722	2,771	..	..	3,844
Japan	..	..	4	6	36	..	..	5,349	7,040	37,268
Egypt	4	3	10	1	4	4,195	4,798	11,883	841	6,479
United States of America—										
Vid Atlantic Coast	1,195	2,223	5,563	3,847	3,854	28,35,460	36,22,155	93,35,860	73,32,987	75,35,184
,, Pacific ,,	6	4	1	4	16	16,402	9,505	1,452	9,089	21,240
Other Foreign Countries	12	3	6	8	7	17,283	5,579	5,845	9,259	9,451
TOTAL FOREIGN COUNTRIES	1,799	2,634	6,004	4,446	5,199	39,99,872	44,24,100	1,01,38,144	85,23,320	98,17,664

* Inclusive of vehicles (including motor cars) imported as baggage.

No. 10—*continued*

ARTICLES, AND COUNTRIES OF CONSIGNMENT; ALSO SHARE OF EACH PROVINCE	QUANTITY					VALUE				
	1932-33	1933-34	1934-35	1935-36	1936-37	1932-33	1933-34	1934-35	1935-36	1936-37
Vehicles, *excluding* locomotives, etc. for railways*—*continued*						R	R	R	R	R
Mechanically propelled vehicles (excluding *railway locomotives and tractors*)—continued										
Motor cars (*including* taxi cabs) (III. O)—*continued*	No.	No.	No.	No.	No.					
Share of Bengal	*1,634*	*2,371*	*3,159*	*3,287*	*3,410*	*33,01,280*	*43,68,544*	*59,96,529*	*60,63,555*	*63,22,974*
„ *Bombay*	*2,525*	*4,739*	*8,016*	*6,843*	*6,080*	*53,51,671*	*83,15,906*	*1,35,82,163*	*1,25,95,258*	*1,13,14,579*
„ *Sind*	*642*	*781*	*907*	*838*	*904*	*14,93,947*	*15,70,941*	*19,56,330*	*16,73,689*	*18,48,915*
„ *Madras*	*1,004*	*1,342*	*1,758*	*1,809*	*1,722*	*19,32,985*	*24,16,549*	*32,57,497*	*32,66,424*	*31,51,679*
„ *Burma*	*396*	*536*	*594*	*813*	*823*	*7,79,735*	*10,22,738*	*11,29,139*	*15,29,518*	*16,54,601*
TOTAL	6,201	9,769	14,434	13,590	12,939	1,28,59,618	1,76,94,678	2,59,21,658	2,51,28,444	2,42,93,148
Motor cycles (*including* scooters) (III. O)—	No.	No.	No.	No.	No.					
United Kingdom (*including* Channel Islands)	699	612	675	554	491	3,26,887	2,98,555	3,37,871	2,75,679	2,44,974
Ceylon (*excluding* Maldives)	10	6	4	1	2	5,480	1,567	1,097	222	414
Other British Possessions	11	7	9	4	7	2,172	1,928	1,653	556	883
TOTAL BRITISH EMPIRE	720	625	688	559	500	3,34,545	3,02,050	3,40,621	2,76,457	2,46,271
Germany	47	55	56	154	408	10,232	11,011	14,551	84,960	97,848
United States of America—										
Via Atlantic Coast	1	12	17	20	5	1,620	9,054	14,127	15,885	3,666
Other Foreign Countries	14	8	33	1	8	5,122	4,439	11,664	237	3,102
TOTAL FOREIGN COUNTRIES	62	75	106	175	421	16,974	24,504	40,342	51,082	1,04,616
Share of Bengal	*202*	*195*	*275*	*191*	*217*	*82,407*	*94,061*	*1,33,661*	*91,049*	*90,767*
„ *Bombay*	*318*	*249*	*263*	*213*	*363*	*1,55,931*	*1,19,670*	*1,31,730*	*99,990*	*1,25,066*
„ *Sind*	*117*	*99*	*127*	*160*	*116*	*50,708*	*43,703*	*61,876*	*68,665*	*65,951*
„ *Madras*	*112*	*130*	*101*	*176*	*215*	*48,900*	*57,440*	*41,963*	*65,870*	*63,930*
„ *Burma*	*33*	*27*	*28*	*4*	*10*	*13,573*	*11,680*	*11,733*	*1,965*	*5,173*
TOTAL	782	700	794	784	921	3,51,619	3,26,554	3,80,963	3,27,539	3,50,887
Motor omnibuses, motor vans and motor lorries (III. O)—										
Imported with bodies—	No.	No.	No.	No.	No.					
United Kingdom (*including* Channel Islands)	78	80	100	88	152	1,14,564	3,29,053	4,04,740	5,45,052	9,64,107
Canada—										
Via Atlantic Coast	2	100	106	58	60	3,184	1,10,442	1,17,682	94,176	89,088
Other British Possessions	4	5	1	..	4	5,246	9,930	1,789	..	4,600
TOTAL BRITISH EMPIRE	84	185	207	146	216	1,22,994	4,50,325	5,24,211	6,39,228	10,57,795
Germany	1	2	9	7	34	5,735	10,629	23,257	14,662	1,12,777
Italy (*including* Fiume)	1	1	3	..	..	1,560	652	7,562	..	..
Czechoslovakia	..	..	..	..	4	..	..	..	..	14,466
Native States in Arabia *other than* Maskat Territory and Trucial Oman	..	..	..	14	..	..	..	..	70,000	..
Japan	1	18	5	7	2	643	12,292	3,517	4,734	2,085
United States of America—										
Via Atlantic Coast	105	213	188	72	84	1,44,866	2,49,966	2,44,633	1,16,166	1,22,976
Other Foreign Countries	..	..	..	2	..	..	..	..	5,413	..
TOTAL FOREIGN COUNTRIES	108	234	155	102	124	1,52,804	2,73,539	2,78,969	2,10,975	2,52,304

* Inclusive of vehicles (including motor cars) imported as baggage.

No. 10—*continued*

ARTICLES, AND COUNTRIES OF CONSIGNMENT; ALSO SHARE OF EACH PROVINCE	QUANTITY					VALUE				
	1932-33	1933-34	1934-35	1935-36	1936-37	1932-33	1933-34	1934-35	1935-36	1936-37
						R	R	R	R	R
Vehicles, *excluding* locomotives, etc., for railways* —*continued*										
Mechanically propelled vehicles* (excluding *railway locomotives and tractors*)—*continued										
Motor omnibuses, motor vans and motor lorries (III. O)—*continued*										
Imported with bodies—*contd.*	No.	No.	No.	No.	No.					
Share of Bengal . .	*13*	*121*	*42*	*41*	*28*	*21,095*	*1,66,933*	*78,599*	*52,093*	*1,17,440*
,, *Bombay* . .	*163*	*281*	*130*	*177*	*249*	*2,25,732*	*5,34,098*	*4,24,054*	*6,77,441*	*10,47,793*
,, *Sind* . . .	..	*16*	*35*	*18*	*27*	..	*21,853*	*37,229*	*73,029*	*46,036*
,, *Madras* . .	*15*	..	*145*	*11*	*28*	*27,410*	..	*1,85,894*	*41,271*	*83,687*
,, *Burma* . .	*1*	*1*	*10*	*1*	*8*	*1,560*	*1,550*	*17,404*	*1,367*	*15,149*
TOTAL .	192	419	382	248	340	2,75,798	7,23,864	8,03,180	8,50,203	13,10,099
Chassis (III. O)—	No.	No.	No.	No.	No.					
United Kingdom (*including* Channel Islands) . .	439	448	1,071	824	1,065	8,70,779	9,05,122	21,44,321	25,41,503	23,50,843
Palestine . . .	..	..	1	..	..	..	..	2,762	..	..
Ceylon (*excluding* Maldives)	..	..	5	1	2	..	..	7,159	3,155	4,479
Federated Malay States .	5	..	..	..	..	7,236	..	..	..	..
Straits Settlements . .	11	..	..	..	..	17,816	..	..	..	..
Canada—										
Vid Atlantic Coast . .	304	1,143	1,952	2,277	1,659	5,80,380	15,28,803	24,44,117	29,87,671	22,30,597
,, Pacific ,, .	32	..	..	..	..	50,422	..	..	..	..
Commonwealth of Australia	..	..	..	1	..	..	..	..	5,310	..
TOTAL BRITISH EMPIRE	791	1,591	3,029	3,173	2,726	14,76,633	24,33,925	45,99,165	55,37,639	45,85,919
Germany	3	4	12	69	160	9,267	19,110	46,045	2,60,681	5,38,166
Italy (*including* Fiume) .	..	..	144	1	6	..	..	1,30,500	3,155	4,852
Iraq	..	..	4	..	..	..	..	7,638	..	..
United States of America—										
Vid Atlantic Coast . .	1,688	3,479	6,421	4,979	5,928	23,30,999	33,97,861	65,10,133	53,37,343	66,66,862
Other Foreign Countries .	2	3	1	..	..	4,596	2,331	1,964	..	..
TOTAL FOREIGN COUNTRIES	1,693	3,486	6,582	5,049	6,094	23,44,862	34,19,302	66,96,275	56,01,179	72,09,880
Share of Bengal . .	*174*	*319*	*992*	*1,086*	*1,040*	*3,57,955*	*5,07,337*	*14,93,441*	*15,95,000*	*15,76,371*
,, *Bombay* . .	*1,949*	*4,191*	*7,426*	*5,839*	*6,618*	*27,05,272*	*43,88,231*	*79,72,900*	*73,09,245*	*82,87,597*
,, *Sind* . . .	*209*	*227*	*435*	*343*	*300*	*4,53,564*	*4,27,723*	*7,64,173*	*6,41,331*	*5,37,969*
,, *Madras* . .	*124*	*333*	*719*	*822*	*728*	*2,30,111*	*5,18,001*	*9,80,442*	*12,20,660*	*11,36,923*
,, *Burma* . .	*28*	*7*	*40*	*132*	*134*	*74,593*	*11,930*	*85,484*	*3,72,542*	*2,58,004*
TOTAL .	2,484	5,077	9,611	8,222	8,820	38,21,495	58,53,227	1,12,96,440	1,11,38,818	1,17,95,799
Total of Motor omnibuses, motor vans and motor lorries (III. O)—	No.	No.	No.	No.	No.					
United Kingdom (*including* Channel Islands) . .	517	528	1,171	982	1,217	9,35,343	12,35,075	25,49,061	30,80,555	33,14,950
Ceylon (*excluding* Maldives)	..	..	5	1	2	..	..	7,959	3,155	4,479
Straits Settlements .	14	1	..	..	4	22,062	460	..	..	4,600
Federated Malay States .	5	..	..	..	..	7,236	..	..	..	..
Kenya Colony . . .	..	4	..	..	..	..	9,530	..	..	..
Canada—										
Vid Atlantic Coast .	306	1,243	2,058	2,335	1,719	5,33,564	16,39,245	25,61,799	30,81,847	23,19,665
,, Pacific ,, .	32	..	..	..	..	50,422	..	..	..	..
Commonwealth of Australia	..	..	..	1	..	..	..	..	5,310	..
Other British Possessions .	1	..	2	..	..	1,000	..	4,557	..	..
TOTAL BRITISH EMPIRE	875	1,776	3,236	3,319	2,942	15,99,627	28,84,250	51,23,376	61,76,867	56,43,714
Germany	4	6	21	76	104	15,002	29,789	69,802	2,75,343	6,50,043
Italy (*including* Fiume) .	1	1	147	..	6	1,560	652	1,38,062	..	4,852
Czechoslovakia .	..	..	..	..	4	..	..	..	..	14,466
Iraq	..	..	4	..	..	..	..	7,638	..	..

* Inclusive of vehicles (including motor cars) imported as baggage.

No. 10—*continued*

ARTICLES, AND COUNTRIES OR CONSIGNMENT; ALSO SHARE OF EACH PROVINCE	QUANTITY					VALUE				
	1932-33	1933-34	1934-35	1935-36	1936-37	1932-33	1933-34	1934-35	1935-36	1936-37
Vehicles *excluding* locomotives, etc., for railways *—*continued*						R	R	R	R	R
***Mechanically propelled vehicles* (excluding *railway locomotives and tractors*)—continued**										
Motor Omnibuses, motor vans and motor lorries (III. O)—*concluded.*	No.	No.	No.	No.	No.					
Total of Motor omnibuses, motor vans and motor lorries (III. O)—*continued.*										
Native States in Arabia *Other than* Maskat Territory and Trucial Oman	..	..	..	14	..	..	..	..	70,000	..
Japan	1	20	5	7	2	643	18,908	3,517	4,734	2,085
United States of America—										
Vid Atlantic Coast	1,793	3,592	6,559	5,051	6,012	24,75,865	36,47,827	67,54,766	54,58,509	67,89,888
Other Foreign Countries	2	1	1	3	..	4,596	720	1,964	8,568	..
TOTAL FOREIGN COUNTRIES	1,801	3,720	6,737	5,151	6,218	24,97,666	36,92,841	69,75,244	58,12,154	74,62,184
Share of Bengal	*187*	*410*	*1,034*	*1,127*	*1,068*	*3,79,050*	*6,73,370*	*15,71,640*	*16,47,095*	*16,93,811*
,, *Bombay*	*2,118*	*4,472*	*7,556*	*6,016*	*6,867*	*29,31,005*	*49,23,329*	*33,96,954*	*79,86,686*	*93,35,320*
,, *Sind*	*209*	*213*	*470*	*361*	*327*	*4,53,564*	*4,49,581*	*8,61,402*	*7,19,410*	*5,83,999*
,, *Madras*	*139*	*333*	*863*	*833*	*756*	*2,57,521*	*5,18,001*	*11,66,336*	*12,61,921*	*12,19,615*
,, *Burma*	*29*	*8*	*50*	*133*	*142*	*76,153*	*13,810*	*1,92,888*	*3,73,909*	*2,73,153*
TOTAL	2,676	5,496	9,973	8,470	9,160	40,97,293	65,77,091	1,20,98,620	1,19,89,021	1,31,05,898
Tram cars (III. O)—	No.	No.	No.	No.	No.					
United Kingdom (*including* Channel Islands)	..	..	3	2	..	..	..	32,476	10,118	..
Share of Bengal	..	..	*3*	..	..	..	..	*32,476*	..	..
,, *Madras*	..	..	..	*2*	..	..	..	..	*10,118*	..
TOTAL	..	..	3	2	..	..	..	32,476	10,118	..
Parts of mechanically propelled vehicles and accessories, *other than* of aircraft (*excluding* rubber tyres) *(III. O)—										
United Kingdom (*including* Channel Islands)	—	—	—	—	—	22,50,087	32,66,161	35,94,392	26,97,279	31,54,528
Ceylon (*excluding* Maldives)	—	—	—	—	—	2,781	4,851	7,042	11,045	4,061
Straits Settlements	—	—	—	—	—	28,144	16,204	9,236	5,371	5,120
Canada—										
Vid Atlantic Coast	—	—	—	—	—	1,82,892	5,10,249	6,98,556	7,45,930	6,09,579
,, Pacific ,,	—	—	—	—	—	..	..	465	1,724	447
Commonwealth of Australia	—	—	—	—	—	2,579	23,158	11,508	90,103	19,307
Other British Possessions	—	—	—	—	—	816	1,220	3,048	1,019	131
TOTAL BRITISH EMPIRE	—	—	—	—	—	24,68,299	38,21,843	43,24,247	35,52,471	37,93,173
Germany	—	—	—	—	—	5,00,894	3,40,415	3,47,792	3,67,945	3,89,783
Belgium	—	—	—	—	—	29,059	15,881	5,599	13,788	182
France	—	—	—	—	—	57,854	93,813	45,862	23,091	25,699
Switzerland	—	—	—	—	—	5,209	4,332	8,816	6,072	7,283
Italy (*including* Fiume)	—	—	—	—	—	2,99,775	2,82,425	1,23,012	72,698	22,309
Austria	—	—	—	—	—	8,472	772	374	1,876	1,471
Java	—	—	—	—	—	2,425	4,972	6,580	..	739
Japan	—	—	—	—	—	55,822	3,06,057	2,36,515	2,16,962	2,60,008
United States of America—										
Vid Atlantic Coast	—	—	—	—	—	35,08,326	24,20,868	30,69,602	30,93,580	28,49,273
,, Pacific ,,	—	—	—	—	—	30,656	39,580	50,038	93,052	52,559
Other Foreign Countries	—	—	—	—	—	9,605	7,345	7,823	9,939	2,474
TOTAL FOREIGN COUNTRIES	—	—	—	—	—	45,08,187	35,15,855	39,01,513	38,98,953	36,11,780

* Inclusive of vehicles (including motor cars) imported as baggage.

No. 10—*continued*

ARTICLES, AND COUNTRIES OF CONSIGNMENT; ALSO SHARE OF EACH PROVINCE	QUANTITY					VALUE				
	1932-33	1933-34	1934-35	1935-36	1936-37	1932-33	1933-34	1934-35	1935-36	1936-37
						R	R	R	R	R
Vehicles, *excluding* locomotives, etc., for railways*—*continued*										
***Mechanically propelled vehicles* (excluding *railway locomotives and tractors*)—continued**										
Parts of mechanically propelled vehicles and accessories, *other than* of aircraft (*excluding* rubber tyres) (III. O)—*continued*										
Share of Bengal	—	—	—	—	—	*37,48,513*	*19,37,499*	*24,37,134*	*19,80,437*	*16,41,317*
„ *Bombay*	—	—	—	—	—	*34,82,341*	*36,28,246*	*37,64,564*	*39,43,330*	*43,26,694*
„ *Sind*	—	—	—	—	—	*5,40,630*	*4,01,591*	*6,90,682*	*4,93,094*	*4,39,295*
„ *Madras*	—	—	—	—	—	*7,84,650*	*11,15,650*	*8,84,148*	*6,67,308*	*6,77,243*
„ *Burma*	—	—	—	—	—	*4,20,452*	*3,64,612*	*4,59,237*	*3,66,755*	*3,20,354*
TOTAL	—	—	—	—	—	69,76,486	73,37,698	82,25,760	74,51,424	74,04,903
***Total of Mechanically propelled vehicles and accessories* (excluding *railway locomotives and tractors*)—**										
United Kingdom (*including* Channel Islands)	—	—	—	—	—	1,47,45,744	1,92,78,460	2,48,83,691	2,74,71,951	2,41,22,061
Palestine	—	—	—	—	—	13,178	..	2,805	..	..
Aden and Dependencies	—	—	—	—	—	32,212	9,931	8,216	12,543	13,645
Ceylon (*excluding* Maldives)	—	—	—	—	—	55,884	45,510	55,940	51,955	93,920
Straits Settlements	—	—	—	—	—	1,94,315	2,30,611	2,72,840	2,90,807	2,86,038
Federated Malay States	—	—	—	—	—	22,846	886	7,698	..	2,000
Hongkong	—	—	—	—	—	13,851	2,350	1,907	5,758	4,411
Union of South Africa	—	—	—	—	—	80,393	4,376	3,084	2,348	4,520
Kenya Colony	—	—	—	—	—	484	16,281	1,691	1,383	422
Canada—										
Vid Atlantic Coast	—	—	—	—	—	18,32,226	46,98,851	65,81,468	76,47,317	50,45,454
„ Pacific „	—	—	—	—	—	50,422	2,400	465	1,724	447
Commonwealth of Australia	—	—	—	—	—	2,579	30,572	23,615	1,02,486	22,108
Other British possessions	—	—	—	—	—	1,992	2,606	2,691	6,065	1,706
TOTAL BRITISH EMPIRE	—	—	—	—	—	1,65,46,076	2,43,22,834	3,18,46,111	3,55,94,287	2,95,96,739
Sweden	—	—	—	—	—	18,136	15,850	49,239	38,220	18,780
Germany	—	—	—	—	—	9,00,979	14,72,552	14,85,957	23,97,004	38,66,910
Netherlands	—	—	—	—	—	75,932	6,900	16,597	17,289	34 997
Belgium	—	—	—	—	—	3,72,535	2,43,900	6,43,714	10,36,731	7,29,551
France	—	—	—	—	—	3,28,327	2,87,808	1,80,679	1,13,117	3,36,386
Switzerland	—	—	—	—	—	5,291	13,168	8,816	6,072	8,313
Italy (*excluding* Fiume)	—	—	—	—	—	8,89,993	7,53,198	8,42,636	4,07,654	5,04,571
Austria	—	—	—	—	—	10,876	772	2,093	1,876	13,252
Hungary	—	—	—	—	—	77,278	2,01,328	1,93,103	3,17,800	20,022
Czechoslovakia	—	—	—	—	—	36,709	55,252	69,884	1, 29,019	1,62,181
Turkey, European	—	—	—	—	—	8,941	..	5,433	692	..
Syria	—	—	—	—	—	..	6,029	10,887	932	6,929
Maskat Territory and Trucial Oman	—	—	—	—	—	439	2,860	8,931	43	437
Other Native States in Arabia	—	—	—	—	—	1,409	750	2,138	70,000	200
Iraq	—	—	—	—	—	..	4,033	21,994	2,441	12,158
Iran	—	—	—	—	—	6,009	577	13	4,724	615
Java	—	—	—	—	—	1,05,147	7 748	7,280	50,186	21,003
French Indo-China	—	—	—	—	—	14,192	48,998	34,798	33,435	3,569
Japan	—	—	—	—	—	56,465	3,20,746	2,46,083	2,67,539	3,10,028

* Inclusive of vehicles (including motor cars) imported as baggage.

No. 10—*continued*

ARTICLES, AND COUNTRIES OF CONSIGNMENT; ALSO SHARE OF EACH PROVINCE	QUANTITY					VALUE				
	1932-33	1933-34	1934-35	1935-36	1936-37	1932-33	1933-34	1934-35	1935-36	1936-37
						R	R	R	R	R
Vehicles, (*excluding* locomotives, etc., *for* railways)* —*continued*										
***Mechanically propelled vehicles* (excluding *railway locomotives and tractors*)—concluded**										
***Total of Mechanically propelled vehicles and accessories* (excluding *railway locomotives and tractors*)—continued**										
Egypt	—	—	—	—	—	21,018	52,827	40,779	44,376	29,261
United States of America—										
Vid Atlantic Coast	—	—	—	—	—	83,23,152	97,03,308	1,92,04,723	1,59,91,435	1,74,03,924
,, Pacific ,,	—	—	—	—	—	47,059	49,035	51,490	1,02,141	73,799
Other Foreign Countries	—	—	—	—	—	13,990	1,699	1,525	6,851	6,407
TOTAL FOREIGN COUNTRIES	—	—	—	—	—	1,18,13,406	1,33,34,233	2,31,24,742	2,11,03,927	2,35,72,233
Share of Bengal	—	—	—	—	—	*71,35,183*	*97,51,314*	*1,50,06,892*	*1,56,59,126*	*1,34,04,652*
,, *Bombay*	—	—	—	—	—	*1,35,36,193*	*1,50,52,318*	*2,79,10,369*	*2,87,48,208*	*2,74,71,542*
,, *Sind*	—	—	—	—	—	*30,42,171*	*33,35,337*	*42,19,290*	*39,18,671*	*40,88,378*
,, *Madras*	—	—	—	—	—	*33,41,735*	*50,12,052*	*60,46,215*	*59,00,398*	*58,33,419*
,, *Burma*	—	—	—	—	—	*13,04,195*	*14,46,096*	*17,90,080*	*24,76,811*	*25,70,981*
TOTAL	—	—	—	—	—	2,83,59,482	3,76,57,067	5,49,72,853	5,67,03,214	5,31,68,972
***Ships, parts of* (including *launches and boats*) (*III. O*)—**										
United Kingdom (*including* Channel Islands)	—	—	—	—	—	4,13,241	5,15,775	2,55,901	4,74,903	3,63,251
Straits Settlements	—	—	—	—	—	7,68,480	720	2,062	2,554	793
Canada—										
Vid Atlantic Coast	—	—	—	—	—	..	8,493	..	..	282
Other British Possessions	—	—	—	—	—	1,820	482	205	3,600	..
TOTAL BRITISH EMPIRE	—	—	—	—	—	11,83,541	5,25,470	2,58,168	4,82,057	3,64,326
Germany	—	—	—	—	—	1,579	21,560	2,487	5,689	3,480
Netherlands	—	—	—	—	—	8,020	..	..	35,700	..
United States of America—										
Vid Atlantic Coast	—	—	—	—	—	7,991	14,038	24,339	23,380	11,082
Other Foreign Countries	—	—	—	—	—	240	433	3,300	203	1,648
TOTAL FOREIGN COUNTRIES	—	—	—	—	—	17,830	36,031	30,126	1,14,972	16,210
Share of Bengal	—	—	—	—	—	*7,378*	*13,165*	*12,864*	*34,488*	*725*
,, *Bombay*	—	—	—	—	—	*3,97,899*	*79,077*	*35,411*	*1,27,226*	*98,115*
,, *Sind*	—	—	—	—	—	*1,966*	*1,497*	*890*	*7,000*	*2,706*
,, *Madras*	—	—	—	—	—	*2,811*	*3,69,039*	*3,632*	*2,341*	*1,464*
,, *Burma*	—	—	—	—	—	*7,84,317*	*98,673*	*2,35,602*	*4,36,974*	*3,47,536*
TOTAL	—	—	—	—	—	12,01,371	5,61,501	2,88,289	5,97,029	3,80,536
***Total of Vehicles* (excluding *locomotives, etc., for railways*)—**										
United Kingdom (*including* Channel Islands)	—	—	—	—	—	2,07,00,918	2,64,05,649	3,27,51,858	3,68,27,763	3,35,20,765
Palestine	—	—	—	—	—	13,178	..	2,805	..	..
Aden and Dependencies	—	—	—	—	—	32,212	9,249	8,216	12,543	13,655
Ceylon (*excluding* Maldives)	—	—	—	—	—	58,018	46,821	50,709	57,468	95,524

* Inclusive of vehicles (including motor cars) imported as baggage.

No. 10—*continued*

ARTICLES, AND COUNTRIES OF CONSIGNMENT; ALSO SHARE OF EACH PROVINCE	QUANTITY					VALUE				
	1932-33	1933-34	1934-35	1935-36	1936-37	1932-33	1933-34	1934-35	1935-36	1936-37
						R	R	R	R	R
Vehicles, *excluding* locomotives, etc., for railways*—concluded										
Total of Vehicles, excluding locomotives, etc., for railways—continued										
Straits Settlements	—	—	—	—	—	9,65,066	2,34,675	3,15,385	3,14,722	2,8,6351
Federated Malay States	—	—	—	—	—	22,846	1,387	7,698	--	2,000
Hongkong	—	—	—	—	—	85,380	27,378	2,051	5,766	4,615
Union of South Africa	—	—	—	—	—	80,393	4,376	3,084	2,348	4,529
Kenya Colony	—	—	—	—	—	454	16,286	1,691	1,383	422
Canada—										
Vid Atlantic Coast	—	—	—	—	—	13,32,226	47,07,344	65,81,675	76,47,390	50,46,691
„ Pacific „	—	—	—	—	—	50,422	2,400	465	1,724	447
Commonwealth of Australia	—	—	—	—	—	..	30,572	23,649	1,02,436	22,106
Other British Possessions	—	—	—	—	—	5,460	2,648	2,691	6,065	1,929
TOTAL BRITISH EMPIRE	—	—	—	—	—	2,38,47,068	3,14,89,180	3,97,57,472	4,40,79,608	3,90,01,034
Sweden	—	—	—	—	—	22,004	18,276	51,920	41,109	21,498
Germany	—	—	—	—	—	17,15,824	21,76,320	23,21,433	33,15,277	49,67,690
Netherlands	—	—	—	—	—	1,68,750	1,21,653	2,14,738	3,15,575	2,56,934
Belgium	—	—	—	—	—	3,76,282	2,50,826	6,56,764	10,49,285	8,05,502
France	—	—	—	—	—	3,51,444	2,91,712	1,81,780	1,15,745	3,36,454
Switzerland	—	—	—	—	—	5,291	13,952	3,816	6,072	8,313
Italy (*including* Fiume)	—	—	—	—	—	9,14,368	7,76,793	3,61,862	4,93,234	5,07,699
Austria	—	—	—	—	—	10,477	826	2,106	1,876	13,302
Hungary	—	—	—	—	—	77,278	2,91,328	1,93,103	3,17,800	20,022
Czechoslovakia	—	—	—	—	—	40,168	56,282	72,612	1,31,834	1,63,911
Turkey, European	—	—	—	—	—	8,941	..	3,433	692	..
Syria	—	—	—	—	—	..	6,029	10,887	932	6,929
Maskat Territory and Trucial Oman	—	—	—	—	—	439	2,960	3,931	43	487
Other Native States in Arabia	—	—	—	—	—	1,409	750	2,333	70,000	205
Iraq	—	—	—	—	—	4,217	4,389	22,194	2,441	12,158
Iran	—	—	—	—	—	6,029	577	13	7,182	839
Java	—	—	—	—	—	1,05,147	7,743	7,230	69,709	38,899
French Indo-China	—	—	—	—	—	14,342	43,998	36,298	33,475	3,559
Japan	—	—	—	—	—	20,36,094	22,55,398	22,37,638	20,23,179	20,58,187
China (*exclusive* of Hongkong and Macao)	—	—	—	—	—	45,006	44,029	4,809	3,123	4,502
Egypt	—	—	—	—	—	21,048	52,243	40,927	44,376	29,261
United States of America—*Vid* Atlantic Coast	—	—	—	—	—	88,69,792	97,26,714	1,92,48,490	1,60,69,018	1,74,38,666
„ Pacific „	—	—	—	—	—	47,118	49,035	51,490	1,02,252	76,968
Other Foreign Countries	—	—	—	—	—	5,867	713	2,372	4,838	3,249
TOTAL FOREIGN COUNTRIES	—	—	—	—	—	1,46,47,335	1,61,92,546	2,62,42,129	2,42,34,066	2,67,75,129
Share of Bengal	—	—	—	—	—	*99,52,433*	*1,27,97,786*	*1,37,00,697*	*1,95,99,629*	*1,73,74,868*
„ *Bombay*	—	—	—	—	—	*1,62,04,281*	*2,08,72,739*	*3,06,09,503*	*3,33,84,481*	*3,08,54,570*
„ *Sind*	—	—	—	—	—	*45,76,951*	*49,81,949*	*61,70,799*	*60,12,103*	*66,03,429*
„ *Madras*	—	—	—	—	—	*46,94,610*	*70,46,922*	*79,01,937*	*76,39,368*	*78,14,819*
„ *Burma*	—	—	—	—	—	*27,66,058*	*19,73,290*	*26,16,736*	*35,78,093*	*36,30,077*
TOTAL	—	—	—	—	—	3,31,94,408	4,76,82,726	6,59,99,601	6,02,18,674	6,57,76,163

* Inclusive of vehicles (including motor cars) imported as baggage.

No. 10—*continued*

ARTICLES, AND COUNTRIES OF CONSIGNMENT; ALSO SHARE OF EACH PROVINCE	QUANTITY					VALUE				
	1932-33	1933-34	1934-35	1935-36	1936-37	1932-33	1933-34	1934-35	1935-36	1936-37
Wax of all kinds, *other than* paraffin wax (*excluding* candles) (II. L)—	Cwts.	Cwts.	Cwts.	Cwts.	Cwts.	R	R	R	R	R
United Kingdom (*including* Channel Islands)	574	514	1,230	1,016	891	23,127	24,152	54,932	51,427	46,691
Straits Settlements	..	262	486	99	110	..	4,289	8,972	2,161	1,406
Other British Possessions	38	..	6	2	3	969	..	178	135	196
TOTAL BRITISH EMPIRE	612	776	1,722	1,117	1,004	24,096	28,441	64,082	53,723	48,293
Germany	265	124	456	151	175	15,115	7,700	15,441	11,004	16,517
Japan	2,418	1,781	2,410	2,432	2,984	79,932	37,764	42,039	44,937	61,629
United States of America—										
Vid Atlantic Coast	5,162	5,555	1,785	374	2,887	71,804	78,981	27,420	7,950	31,611
„ Pacific	..	..	..	2	..	..	..	..	131	..
Other Foreign Countries	537	418	428	91	19	6,804	7,079	8,897	5,789	1,197
TOTAL FOREIGN COUNTRIES	8,382	7,878	5,079	3,100	6,045	1,73,655	1,31,524	93,797	69,811	1,10,954
Share of Bengal	*5,987*	*6,257*	*3,575*	*1,558*	*4,413*	*1,04,915*	*1,10,432*	*89,567*	*60,139*	*83,794*
„ *Bombay*	*2,149*	*1,573*	*1,760*	*1,643*	*1,602*	*77,593*	*35,366*	*40,064*	*37,124*	*47,386*
„ *Sind*	*299*	*290*	*366*	*316*	*202*	*6,517*	*6,668*	*10,539*	*9,606*	*10,803*
„ *Madras*	*535*	*267*	*611*	*612*	*471*	*7,624*	*3,476*	*9,639*	*10,082*	*8,888*
„ *Burma*	*21*	*257*	*489*	*189*	*271*	*1,102*	*4,023*	*8,130*	*6,663*	*8,376*
TOTAL	8,994	8,649	6,801	4,217	7,049	1,97,751	1,59,965	1,57,879	1,23,554	1,59,247
Wood and Timber—										
***Deal and pine wood (II. R)*—**	Cubic tons	Cubic tons	Cubic tons	Cubic tons	Cubic tons					
United Kingdom (*including* Channel Islands)	103	40	22	38	18	9,171	5,354	5,108	4,379	3,249
Ceylon (*excluding* Maldives)	89	..	10	..	..	6,094	..	816	..	..
Union of South Africa	..	120	..	..	..	..	6,839	..	..	..
Canada—										
Vid Atlantic Coast	140	66	..	..	..	9,563	3,962	..	..	..
„ Pacific	136	541	659	1,710	709	8,536	32,939	38,738	1,00,416	48,483
Other British Possessions	22	..	..	3	61	1,291	..	..	360	3,935
TOTAL BRITISH EMPIRE	440	767	691	1,751	788	34,655	49,104	44,662	1,05,155	55,617
Sweden	1,142	1,309	1,681	1,864	693	1,06,128	1,13,049	1,52,544	1,10,877	58,961
Germany	154	183	413	482	413	9,984	11,503	31,288	29,783	26,577
Italy (*including* Fiume)	224	185	194	80	104	14,812	10,505	9,442	8,261	4,643
Hungary	..	..	156	..	..	..	..	7,004	..	..
Czechoslovakia	23	606	74	101	95	1,413	38,198	5,933	5,667	5,109
Yugo-Slavia (Kingdom of the Serbs-Croats and Slovenes)	3,094	3,302	4,950	6,855	6,765	2,05,792	1,96,907	2,70,819	3,56,795	3,47,618
Japan	132	436	..	32	142	4,202	16,881	50	1,137	10,010
United States of America—										
Vid Atlantic Coast	35	..	687	347	1,834	2,648	..	44,586	23,647	1,26,712
„ Pacific	502	1,547	2,242	1,626	3,664	41,514	95,905	1,46,203	1,08,869	2,39,792
Other Foreign Countries	80	12	93	177	..	2,116	885	7,252	4,239	..
TOTAL FOREIGN COUNTRIES	5,425	7,580	10,440	11,064	13,710	3,88,609	4,83,838	6,75,671	6,49,275	8,19,422
Share of Bengal	*105*	*567*	*1,869*	*1,393*	*4,276*	*3,077*	*52,356*	*1,34,093*	*95,416*	*3,00,839*
„ *Bombay*	*4,237*	*5,757*	*7,100*	*9,040*	*8,539*	*3,17,395*	*3,74,567*	*4,53,892*	*5,34,398*	*4,83,003*
„ *Sind*	*1,357*	*1,604*	*2,151*	*2,429*	*1,576*	*95,360*	*1,09,282*	*1,31,370*	*1,29,000*	*82,069*
„ *Madras*	*39*	*19*	*10*	*23*	*7*	*6,306*	*3,793*	*816*	*5,616*	*392*
„ *Burma*	*27*	..	*1*	..	*115*	*1,126*	..	*939*	..	*8,736*
TOTAL	5,865	8,347	11,131	12,815	14,493	4,23,264	5,32,987	7,20,933	7,64,430	8,75,039

No. 10—*continued*

ARTICLES, AND COUNTRIES OF CONSIGNMENT; ALSO SHARE OF EACH PROVINCE	QUANTITY					VALUE				
	1932-33	1933-34	1934-35	1935-36	1936-37	1932-33	1933-34	1934-35	1935-36	1936-37
						R	R	R	R	R
Wood and Timber—*continued*	Cubic tons	Cubic tons	Cubic tons	Cubic tons	Cubic tons					
Jarrah wood (*H. R*)	..	..	..	..	..	..	..	..	..	..
Teak wood (*H. R*)—	Cubic tons	Cubic tons	Cubic tons	Cubic tons	Cubic tons					
TOTAL BRITISH EMPIRE	..	..	..	5	24	24	..	89	478	4,211
Java	..	..	..	153	1,860	..	..	..	15,333	2,00,724
Siam	6,307	10,253	3,794	277	974	6,63,844	10,11,000	4,14,751	29,616	1,13,271
French Indo-China	429	1,251	4,748	547	3,149	51,170	92,302	3,78,282	65,196	3,25,543
Other Foreign Countries	..	..	..	..	..	2	..	..	..	..
TOTAL FOREIGN COUNTRIES	6,736	11,504	8,542	977	5,983	7,15,016	11,03,302	7,93,033	1,07,145	6,46,538
Share of Bengal	..	..	..	*40*	..	..	..	..	*3,546*	..
" *Bombay*	*6,257*	*10,221*	*8,375*	*738*	*5,459*	*6,58,292*	*9,69,948*	*7,62,396*	*78,873*	*5,51,291*
" *Sind*	..	..	..	..	*4*	..	..	..	..	*39*
" *Madras*	*479*	*1,283*	*267*	*203*	*544*	*56,746*	*1,33,354*	*29,226*	*25,197*	*85,521*
" *Burma*	..	..	..	*1*	..	*2*	..	..	*77*	..
TOTAL	6,736	11,504	8,642	982	6,007	7,15,040	11,03,302	7,93,122	1,07,623	6,50,849
Wire wood (*H. R*)—	Tons	Tons	Tons	Tons	Tons					
TOTAL BRITISH EMPIRE	412	47	138	9	84	5,566	662	2,103	146	834
United States of America—										
Vid Atlantic Coast	499	327	228	219	120	7,534	4,922	3,245	3,181	1,884
" Pacific "	13	382	220	273	166	196	5,160	7,439	4,096	2,460
Other Foreign Countries	62	10	..	5	19	930	720	..	75	285
TOTAL FOREIGN COUNTRIES	574	719	448	497	311	8,662	10,802	10,684	7,351	4,629
Share of Bengal	*612*	*733*	*567*	*494*	*362*	*9,247*	*11,026*	*12,683*	*7,417*	*5,440*
" *Bombay*	..	..	*15*	*12*	*8*	..	..	*80*	*80*	*15*
" *Sind*	*2*	..	..	..	..	*33*	*2*	..	..	..
" *Madras*	*372*	*35*	*4*	..	..	*4,949*	*436*	*65*	..	..
" *Burma*	..	..	..	..	..	..	..	..	..	*8*
TOTAL	986	766	586	506	365	14,228	11,464	12,787	7,497	5,463

No. 10—*continued*

ARTICLES, AND COUNTRIES OF CONSIGNMENT; ALSO SHARE OF EACH PROVINCE	QUANTITY					VALUE				
	1932-33	1933-34	1934-35	1935-36	1936-37	1932-33	1933-34	1934-35	1935-36	1936-37
						R	R	R	R	R
Wood and Timber—*continued*										
Sandal (II. R)—	Tons	Tons	Tons	Tons	Tons					
Straits Settlements	145	67	81	64	107	70,788	27,920	26,983	21,181	43,065
Kenya Colony	63	70	17	55	78	7,156	10,926	2,404	6,548	8,858
Tanganyika Territory	17	..	71	..	40	2,225	..	9,020	15	4,775
Commonwealth of Australia	162	157	115	88	78	89,723	83,986	62,171	46,214	39,038
Other British Possessions	1	14	8	1	11	991	1,984	1,209	146	1,005
TOTAL BRITISH EMPIRE	388	308	292	208	309	1,70,878	1,24,766	1,01,847	74,104	97,336
Japan	16	..	..	5	..	10,941	..	..	560	..
China (*exclusive* of Hongkong and Macão)	..	10	..	..	..	..	7,263	..	..	15
Other Foreign Countries	4	22	..	..	..	1,404	3,466	..	..	96
TOTAL FOREIGN COUNTRIES	20	32	..	5	..	12,345	10,729	..	560	111
Share of Bengal	*2*	..	*25*	..	*1*	*621*	..	*4,064*	..	*175*
„ *Bombay*	*318*	*273*	*172*	*131*	*210*	*1,51,125*	*1,08,902*	*63,268*	*42,349*	*59,377*
„ *Sind*	..	*1*	*3*	..	..	..	*330*	*488*	..	..
„ *Madras*	*5*	*1*	*1*	*1*	..	*2,970*	*1,269*	*2,155*	*1,080*	*836*
„ *Burma*	*83*	*65*	*91*	*81*	*98*	*28,407*	*24,994*	*31,877*	*30,735*	*37,059*
TOTAL	408	340	292	218	309	1,83,223	1,35,495	1,01,847	74,664	97,447
Logs and timber for match-making (II. R) (a)—					Tons					
Straits Settlements	—	—	—	—	1	—	—	—	—	80
Canada—										
Vid Atlantic Coast	—	—	—	—	27	—	—	—	—	1,617
„ Pacific „	—	—	—	—	471	—	—	—	—	28,470
TOTAL BRITISH EMPIRE	—	—	—	—	499	—	—	—	—	30,167
U. S. S. R.—										
Northern	—	—	—	—	1,382	—	—	—	—	73,870
Finland	—	—	—	—	588	—	—	—	—	47,862
Estonia	—	—	—	—	1,807	—	—	—	—	1,35,008
Germany	—	—	—	—	3,321	—	—	—	—	1,89,677
Japan	—	—	—	—	3,509	—	—	—	—	1,45,929
China (*exclusive* of Hongkong and Macão)	—	—	—	—	164	—	—	—	—	7,984
Other Foreign Countries	—	—	—	—	172	—	—	—	—	10,334
TOTAL FOREIGN COUNTRIES	—	—	—	—	10,943	—	—	—	—	6,10,664
Share of Bengal	—	—	—	—	*7,400*	—	—	—	—	*4,06,126*
„ *Bombay*	—	—	—	—	*3,757*	—	—	—	—	*2,15,430*
„ *Burma*	—	—	—	—	*285*	—	—	—	—	*19,275*
TOTAL	—	—	—	—	11,442	—	—	—	—	6,40,831
Sleepers of wood for railways (II. R)—	Tons	Tons	Tons	Tons	Tons					
TOTAL BRITISH EMPIRE	..	6	..	..	..	..	612	..	24	..
Share of Bombay	..	*6*	..	..	..	..	*612*	..	*24*	..

(a) Separately recorded from 1936-37.

No. 10—*continued*

ARTICLES, AND COUNTRIES OF CONSIGNMENT; ALSO SHARE OF EACH PROVINCE	QUANTITY					VALUE				
	1932-33	1933-34	1934-35	1935-36	1936-37	1932-33	1933-34	1934-35	1935-36	1936-37
						R	R	R	R	R
Wood and Timber—*continued*										
Other kinds of wood and timber (H. E)—continued										
United Kingdom (*including* Channel Islands)	—	—	—	—	—	52,186	37,796	32,265	36,107	46,122
Ceylon (*excluding* Maldives)	—	—	—	—	—	25,765	16,285	18,338	18,465	10,065
Straits Settlements	—	—	—	—	—	1,12,086	1,11,249	27,175	51,118	24,638
Hongkong	—	—	—	—	—	6,464	117	30	734	31
Kenya Colony	—	—	—	—	—	6,581	15,740	24,275	14,760	12 667
Zanzibar and Pemba	—	—	—	—	—	2	749	2,063	6,280	97
Canada—										
Vid Atlantic Coast	—	—	—	—	—	2,286	..	..	39,046	..
„ Pacific „	—	—	—	—	—	2,288	..	..	28,472	24,906
Other British Possessions	—	—	—	—	—	961	735	2,481	2,848	5,031
TOTAL BRITISH EMPIRE	—	—	—	—	—	2,08,619	1,82,621	1,06,627	1,99,775	1,23,557
U. S. S. R.—										
Northern	—	—	—	—	—	32,435	1,06,720	30,618	76,647	..
Southern	—	—	—	—	—	2,054	14,532	1,610	..	..
Finland	—	—	—	—	—	27,926	1,021	1,979	84,479	18,215
Estonia	—	—	—	—	—	37,044	99,618	1,24,927	1,77,709	55,252
Latvia	—	—	—	—	—	16,073	61,644	15,326	6,663	..
Lithuania	—	—	—	—	—	50,388	54,739	47,558	36,620	..
Sweden	—	—	—	—	—	2,01,063	88,688	9,058	24,381	13,122
Poland (*including* Danzig)	—	—	—	—	—	2,31,722	1,74,563	65,099	6,617	596
Germany	—	—	—	—	—	6,98,795	6,45,415	6,68,671	3,58,424	6,139
Roumania	—	—	—	—	—	..	..	..	5,646	..
Siam	—	—	—	—	—	1,55,917	1,12,799	67,575	69,800	1,329
French Indo-China	—	—	—	—	—	17,718	58,229	1,19,864	1,25,389	18,400
Japan	—	—	—	—	—	2,23,433	3,56,349	2,40,674	3,33,216	44,025
China (*exclusive* of Hongkong and Macao)	—	—	—	—	—	98	362	9,488	2,177	37
Madagascar and Kerguelen	—	—	—	—	—	..	5,758	2,025	..	1,250
United States of America—										
Vid Atlantic Coast	—	—	—	—	—	1,15,464	78,632	97,084	1,49,067	41,301
„ Pacific „	—	—	—	—	—	88,228	1,47,393	1,43,175	1,66,915	7,171
Other Foreign Countries	—	—	—	—	—	7,439	11,621	3,140	14,040	7,663
TOTAL FOREIGN COUNTRIES	—	—	—	—	—	19,05,697	19,68,083	16,48,521	16,38,010	2,14,500
Share of Bengal	—	—	—	—	—	*8,97,180*	*9,61,063*	*7,17,539*	*9,57,510*	*83,679*
„ *Bombay*	—	—	—	—	—	*9,65,596*	*8,67,414*	*6,96,435*	*5,80,789*	*1,19,680*
„ *Sind*	—	—	—	—	—	*10,239*	*14,451*	*10,618*	*14,379*	*5,592*
„ *Madras*	—	—	—	—	—	*1,55,194*	*2,04,923*	*2,69,473*	*2,40,938*	*1,25,379*
„ *Burma*	—	—	—	—	—	*86,107*	*1,02,348*	*81,083*	*43,969*	*7,757*
TOTAL	—	—	—	—	—	21,14,816	21,50,704	17,55,148	18,37,785	3,38,057

No. 10—*continued*

ARTICLES, AND COUNTRIES OF CONSIGNMENT; ALSO SHARE OF EACH PROVINCE	QUANTITY					VALUE				
	1932-33	1933-34	1934-35	1935-36	1936-37	1932-33	1933-34	1934-35	1935-36	1936-37
						R	R	R	R	R
Wood and Timber—*continued*										
Ply wood and other laminated wood *other than* veneers for match boxes (III. G) (*a*)—					Tons					
United Kingdom	—	—	—	—	257	—	—	—	—	54,923
Straits Settlements	—	—	—	—	4	—	—	—	—	1,033
TOTAL BRITISH EMPIRE	—	—	—	—	261	—	—	—	—	55,956
Finland	—	—	—	—	208	—	—	—	—	50,452
Estonia	—	—	—	—	35	—	—	—	—	8,085
Latvia	—	—	—	—	45	—	—	—	—	8,429
Sweden	—	—	—	—	200	—	—	—	—	35,016
Norway	—	—	—	—	111	—	—	—	—	25,551
Poland (*including* Danzig)	—	—	—	—	1,770	—	—	—	—	3,70,741
Germany	—	—	—	—	384	—	—	—	—	[99,308
Netherlands	—	—	—	—	29	—	—	—	—	[9,878
Japan	—	—	—	—	383	—	—	—	—	95,409
Other Foreign Countries	—	—	—	—	34	—	—	—	—	11,603
TOTAL FOREIGN COUNTRIES	—	—	—	—	3,208	—	—	—	—	7,14,467
Share of Bengal	—	—	—	—	*499*	—	—	—	—	*74,093*
,, *Bombay*	—	—	—	—	*1,585*	—	—	—	—	*3,69,330*
,, *Sind*	—	—	—	—	*659*	—	—	—	—	*1,60,603*
,, *Madras*	—	—	—	—	*678*	—	—	—	—	*1,52,182*
,, *Burma*	—	—	—	—	*48*	—	—	—	—	*14,215*
TOTAL	—	—	—	—	3,469	—	—	—	—	7,70,423
Manufactures of wood, *other than* furniture, cabinetware and laminated wood (III. G)—										
United Kingdom (*including* Channel Islands)	—	—	—	—	—	3,52,603	3,70,441	4,06,421	4,17,846	3,23,081
Ceylon (*excluding* Maldives)	—	—	—	—	—	7,147	14,494	7,690	15,153	11,992
Straits Settlements	—	—	—	—	—	7,025	6,360	9,125	13,770	10,528
Hongkong	—	—	—	—	—	4,194	4,195	3,103	2,121	5,270
Kenya Colony	—	—	—	—	—	10,017	15,297	17,733	21,275	5,910
Commonwealth of Australia	—	—	—	—	—	14,852	4,668	7,566	7,269	5,565
Other British Possessions	—	—	—	—	—	1,050	695	6,616	10,698	4,962
TOTAL BRITISH EMPIRE	—	—	—	—	—	4,05,888	4,16,140	5,18,254	4 88,132	3,67,308
U. S. S. R.—										
Northern	—	—	—	—	—	10,529	19,225	6,274	9,381	..
Southern	—	—	—	—	—	1,198	14,701	24,616	53,744	..
Pacific Ports (in Asia)	—	—	—	—	—	4,499	..	..	..	..
Finland	—	—	—	—	—	34,509	34,582	1,10,408	1,22,063	82,143
Estonia	—	—	—	—	—	36,860	88,340	1,27,227	1,33,979	1,08,332
Latvia	—	—	—	—	—	26,194	10,359	16,881	20,621	6,617

(*a*) Separately recorded from 1936-37.

No. 10—*continued*

ARTICLES, AND COUNTRIES OF CONSIGNMENT; ALSO SHARE OF EACH PROVINCE	QUANTITY					VALUE				
	1932-33	1933-34	1934-35	1935-36	1936-37	1932-33	1933-34	1934-35	1935-36	1936-37
						R	R	R	R	R
Wood and Timber—*continued*										
Manufactures of wood *other than* furniture, cabinetware and laminated wood (III. G)—*contd*										
Sweden	—	—	—	—	—	83,702	92,575	76,778	1,42,902	57,933
Norway	—	—	—	—	—	1,974	4,088	61,586	1,05,785	85,979
Poland (*including* Danzig)	—	—	—	—	—	1,53,904	1,29,271	2,80,193	3,54,597	1,029
Germany	—	—	—	—	—	1,88,654	1,61,559	2,17,248	3,13,786	1,01,270
Netherlands	—	—	—	—	—	3,814	6,493	7,893	9,566	52
Belgium	—	—	—	—	—	4,599	2,339	8,871	10,610	666
Italy (*including* Fiume)	—	—	—	—	—	20,387	23,099	46,303	13,438	5,892
Austria	—	—	—	—	—	18,767	20,527	22,581	16,548	24,339
Czechoslovakia	—	—	—	—	—	23,450	14,607	21,206	21,094	44,964
Yugo-Slavia (Kingdom of the Serbs, Croats and Slovenes)	—	—	—	—	—	16,594	10,367	26,482	32,853	24,827
Maskat Territory and Trucial Oman	—	—	—	—	—	13,700	11	5	..	..
Iran	—	—	—	—	—	6,990	37	336	30	..
Henjam Island	—	—	—	—	—	17,408	..	..	..	..
Siam	—	—	—	—	—	3,401	136	131	81	5,393
Japan	—	—	—	—	—	5,05,077	3,71,609	6,38,123	6,34,676	5,20,515
China (*exclusive* of Hongkong and Macáo)	—	—	—	—	—	5,948	6,568	4,316	7,150	6,626
United States of America—										
Vid Atlantic Coast	—	—	—	—	—	94,617	29,363	64,985	58,770	58,230
„ Pacific „	—	—	—	—	—	3,157	2,028	1,156	2,171	15,677
Other Foreign Countries	—	—	—	—	—	8,112	7,569	7,518	8,385	5,632
TOTAL FOREIGN COUNTRIES	—	—	—	—	—	12,88,044	10,49,453	17,77,619	20,72,310	11,56,186
Share of Bengal	—	—	—	—	—	*5,76,671*	*4,16,203*	*7,59,332*	*7,53,620*	*6,14,521*
„ *Bombay*	—	—	—	—	—	*6,62,042*	*4,35,705*	*6,70,289*	*8,53,686*	*3,28,403*
„ *Sind*	—	—	—	—	—	*1,21,132*	*1,24,522*	*1,80,735*	*2,31,229*	*71,627*
„ *Madras*	—	—	—	—	—	*2,52,954*	*3,11,889*	*4,88,266*	*4,91,080*	*2,36,983*
„ *Burma*	—	—	—	—	—	*1,81,133*	*1,77,374*	*1,97,251*	*2,22,497*	*2,21,955*
TOTAL	—	—	—	—	—	16,93,982	14,65,593	22,95,873	25,60,442	15,23,444
Total of Wood and Timber—										
United Kingdom (*including* Channel Islands)	—	—	—	—	—	4,15,037	4,13,601	5,03,937	4,60,368	4,23,321
Ceylon (*excluding* Maldives)	—	—	—	—	—	43,324	31,201	28,469	33,656	22,17(
Straits Settlements	—	—	—	—	—	1,91,431	1,45,699	63,308	86,107	88,01(
Hongkong	—	—	—	—	—	10,688	4,312	3,266	2,855	5,301
Union of South Africa	—	—	—	—	—	677	6,934	6,413	3,686	402
Zanzibar and Pemba	—	—	—	—	—	2	2,684	3,553	6,401	186
Kenya Colony	—	—	—	—	—	32,764	41,963	44,472	42,943	28,200
Tanganyika Territory	—	—	—	—	—	2,235	22	9,020	19	6,596
Canada—										
Vid Atlantic Coast	—	—	—	—	—	11,887	4,111	2,575	41,208	6,153
„ Pacific „	—	—	—	—	—	10,824	32,939	38,788	1,28,888	1,01,809
Commonwealth of Australia	—	—	—	—	—	1,04,575	90,061	69,737	55,431	47,809
Other British Possessions	—	—	—	—	—	1,286	388	94	6,252	25
TOTAL BRITISH EMPIRE	—	—	—	—	—	8,25,630	7,78,905	7,78,682	8,67,814	7,84,980
U. S. S. R.—										
Northern	—	—	—	—	—	42,964	1,27,945	36,692	86,228	73,098
Southern	—	—	—	—	—	3,252	29,233	20,226	53,744	..
Pacific Ports (in Asia)	—	—	—	—	—	4,499	..	..	..	..
Finland	—	—	—	—	—	62,435	35,603	1,18,387	2,06,532	1,98,672

No. 10—*continued*

ARTICLES, AND COUNTRIES OF CONSIGNMENT; ALSO SHARE OF EACH PROVINCE	Quantity					Value				
	1932-33	1933-34	1934-35	1935-36	1936-37	1932-33	1933-34	1934-35	1935-36	1936-37
						R	R	R	R	R
Wood and Timber—*concluded*										
Total of Wood and Timber —continued										
Estonia	—	—	—	—	—	74,804	1,87,958	2,52,154	3,11,688	3,06,677
Latvia	—	—	—	—	—	42,267	75,003	32,207	27,304	15,046
Lithuania	—	—	—	—	—	50,388	54,739	47,558	36,643	973
Sweden	—	—	—	—	—	3,90,893	2,44,312	2,38,380	2,78,250	1,67,546
Norway	—	—	—	—	—	1,974	6,824	65,237	1,10,374	1,11,530
Poland (*including* Danzig)	—	—	—	—	—	3,85,626	3,03,884	3,45,292	3,61,214	3,74,792
Germany	—	—	—	—	—	8,97,433	8,18,477	9,17,167	7,01,993	4,22,971
Netherlands	—	—	—	—	—	4,033	10,186	7,893	9,566	9,925
Belgium	—	—	—	—	—	7,509	2,558	8,914	11,195	5,041
Italy (*including* Fiume)	—	—	—	—	—	35,199	33,763	56,258	24,929	12,036
Austria	—	—	—	—	—	19,629	21,550	25,130	19,169	26,171
Hungary	—	—	—	—	—	..	..	9,209	482	376
Czechoslovakia	—	—	—	—	—	25,663	52,805	28,383	31,389	53,439
Yugo-Slavia (Kingdom of the Serbs, Croats and Slovenes)	—	—	—	—	—	2,22,386	2,07,274	2,97,301	3,89,648	3,74,273
Roumania	—	—	—	—	—	..	..	..	5,646	..
Maskat Territory and Trucial Oman	—	—	—	—	—	13,700	11	5	..	..
Iran	—	—	—	—	—	6,990	37	486	30	..
Henjam Island	—	—	—	—	—	17,408	..	..	..	..
Java	—	—	—	—	—	..	70	199	15,524	2,01,039
Siam	—	—	—	—	—	8,24,566	11,24,755	4,82,457	96,497	1,27,189
French Indo-China	—	—	—	—	—	69,272	1,52,404	4,93,399	1,93,216	3,43,943
Japan	—	—	—	—	—	7,42,653	7,44,839	8,78,847	9,69,589	8,15,888
China (*exclusive* of Hongkong and Macão)	—	—	—	—	—	6,046	14,193	14,254	9,227	14,662
Madagascar and Kerguelen	—	—	—	—	—	..	8,404	2,025	..	1,250
United States of America—										
Vid Atlantic Coast	—	—	—	—	—	2,20,263	1,07,917	2,10,800	2,34,665	2,31,096
„ Pacific „	—	—	—	—	—	1,33,097	2,50,486	2,97,973	2,82,050	2,67,188
Other Foreign Countries	—	—	—	—	—	13,424	11,022	7,725	7,759	10,311
TOTAL FOREIGN COUNTRIES	—	—	—	—	—	43,18,373	46,26,202	49,05,528	44,74,651	41,66,567
Share of Bengal	—	—	—	—	—	*14,86,796*	*14,40,647*	*16,27,710*	*15,16,709*	*14,84,373*
„ *Bombay*	—	—	—	—	—	*26,54,450*	*27,57,148*	*26,47,760*	*20,79,899*	*21,53,504*
„ *Sind*	—	—	—	—	—	*2,26,783*	*2,41,527*	*3,23,206*	*3,74,808*	*3,32,921*
„ *Madras*	—	—	—	—	—	*4,79,699*	*6,55,669*	*7,69,991*	*7,63,841*	*6,31,250*
„ *Burma*	—	—	—	—	—	*2,96,375*	*3,05,116*	*3,10,443*	*3,07,208*	*3,09,005*
TOTAL	—	—	—	—	—	51,44,003	54,00,107	56,79,110	53,42,465	49,01,553
Postal Articles not specified * **(V)**—										
United Kingdom (*including* Channel Islands)	—	—	—	—	—	1,58,48,980	1,36,60,767	1,43,17,777	1,32,70,070	1,33,19,330
Irish Free State†	—	—	—	—	—	—	65	..	49	178
Gibraltar	—	—	—	—	—	3,889	2,960	1,366	2,356	1,424
Malta and Gozo	—	—	—	—	—	47	20	10	..	10
Palestine	—	—	—	—	—	109	..	104	256	907
Aden and Dependencies	—	—	—	—	—	19,432	18,548	21,857	14,878	22,584
Bahrein Islands	—	—	—	—	—	1,958	627	618	986	1,700
Ceylon (*excluding* Maldives)	—	—	—	—	—	3,41,308	2,95,705	3,06,037	1,80,559	66,247
Straits Settlements	—	—	—	—	—	95,227	91,212	1,21,002	1,40,029	1,29,369
Federated Malay States	—	—	—	—	—	24,913	25,848	24,645	13,691	12,509
British Borneo	—	—	—	—	—	14	36	..	..	..
Hongkong	—	—	—	—	—	3,01,312	1,00,775	78,823	68,896	71,373
Union of South Africa	—	—	—	—	—	35,406	30,550	36,114	29,145	28,516
Zanzibar and Pemba	—	—	—	—	—	3,007	4,747	4,372	2,324	2 488
Kenya Colony	—	—	—	—	—	21,001	14,652	15,063	18,216	15,680
Uganda Protectorate	—	—	—	—	—	1,353	..	418	..	..
Tanganyika Territory	—	—	—	—	—	6,272	4,702	4,384	4,802	6,002

* The following classes of imports by post, including letter packets (registered and ordinary post) referred to Collectors of Customs for assessment are included with their appropriate heads and sub-heads in the import returns: (a) Jewellery, (b) Precious stones, (c) Gold and Silver thread, (d) Cigarettes, (e) Cinematograph films and (f) Watches.

† Prior to 1933-34 included in the United Kingdom.

No. 10—*continued*

ARTICLES, AND COUNTRIES OF CONSIGNMENT; ALSO SHARE OF EACH PROVINCE	QUANTITY					VALUE				
	1932-33	1933-34	1934-35	1935-36	1936-37	1932-33	1933-34	1934-35	1935-36	1936-37
						R	R	R	R	R
Postal Articles not specified* (V)—*continued*										
Nyasaland Protectorate	—	—	—	—	—	54	181	242	279	1,052
Somaliland Protectorate	—	—	—	—	—	111	94	8	61	81
Mauritius and Dependencies	—	—	—	—	—	52	39	141	352	20
Seychelles	—	—	—	—	—	443	422	188	73	164
Canada—										
Vid Atlantic Coast	—	—	—	—	—	1,575	699	255	40	7,643
" Pacific "	—	—	—	—	—	466	1,219	5	76	1,590
British West India Islands (*excluding* Bahamas)	—	—	—	—	—	22	..	..	..	50
Commonwealth of Australia	—	—	—	—	—	23,408	20,642	33,471	54,737	52,726
New Zealand	—	—	—	—	—	2,110	1,831	1,013	1,934	1,206
Fiji Islands	—	—	—	—	—	50	82	109	25	7
TOTAL BRITISH EMPIRE	—	—	—	—	—	1,67,27,579	1,42,76,418	1,48,68,017	1,38,04,784	1,37,44,201
U. S. S. R.—										
Nothern	—	—	—	—	—	..	..	..	8	302
Finland	—	—	—	—	—	..	..	..	..	5
Sweden	—	—	—	—	—	207	58	1,558	1,348	3,963
Norway	—	—	—	—	—	..	..	221	166	672
Poland (*including* Danzig)	—	—	—	—	—	..	..	..	..	87
Denmark	—	—	—	—	—	..	..	..	..	17,740
Germany	—	—	—	—	—	8,93,778	7,69,619	6,85,509	6,46,222	11,65,465
Netherlands	—	—	—	—	—	47,348	37,130	16,898	23,712	27,689
Belgium	—	—	—	—	—	1,26,266	1,49,427	87,495	1,10,282	1,16,767
France	—	—	—	—	—	8,81,805	7,90,414	8,27,984	8,37,942	8,34,349
Spain	—	—	—	—	—	115	271	169	..	1,965
Portugal (*including* Azores and Madeira)	—	—	—	—	—	..	..	..	..	158
Switzerland	—	—	—	—	—	33,94,714	42,45,600	56,82,918	63,01,061	27,43,477
Italy (*including* Fiume)	—	—	—	—	—	33,82,600	29,38,649	24,53,545	11,05,473	1,87,177
Austria	—	—	—	—	—	27,518	23,708	21,956	37,321	22,150
Hungary	—	—	—	—	—	62	10,278	1,701	410	3,506
Czechoslovakia	—	—	—	—	—	213	973	31	3,406	22,714
Yugo-Slavia (Kingdom of the Serbs, Croats and Slovenes)	—	—	—	—	—	96	..	..	..	..
Roumania	—	—	—	—	—	1,628	..	..	890	..
Greece (*including* Crete)	—	—	—	—	—	94	31	268	8	1,007
Turkey, European	—	—	—	—	—	..	..	40	..	..
Turkey, Asiatic	—	—	—	—	—	38	248	215	..	10
Muskat Territory and Trucial Oman	—	—	—	—	—	1,002	426	645	1,923	182
Other Native States in Arabia	—	—	—	—	—	22	33	..	6	..
Iraq	—	—	—	—	—	15,803	6,252	8,090	11,188	7,001
Iran	—	—	—	—	—	790	2,807	1,159	932	1,567
Henjam Island	—	—	—	—	—	..	..	..	..	11
Sumatra	—	—	—	—	—	181	23	51	539	358
Java	—	—	—	—	—	1,124	3,998	931	2,590	2,588
Borneo (Dutch)	—	—	—	—	—	..	3	6	..	..
Celebes and other Islands	—	—	—	—	—	4,440	3,699	..	..	..
Siam	—	—	—	—	—	43,698	43,330	42,189	33,039	32,745
French Indo-China	—	—	—	—	—	1,180	2,551	1,319	713	1,371
Philippines	—	—	—	—	—	..	..	2	5	195
Japan	—	—	—	—	—	3,09,289	3,71,244	4,67,815	4,41,799	4,27,283
China (*exclusive* of Hongkong and Kiaoo)	—	—	—	—	—	1,22,852	3,02,022	1,73,975	1,66,503	1,17,453
Egypt	—	—	—	—	—	31,192	42,321	36,253	21,592	26,888
Tripoli (Libya)	—	—	—	—	—	..	..	2	..	..
Portuguese East Africa	—	—	—	—	—	1,769	1,552	682	618	265

* The following classes of imports by post, including letter packets (registered and ordinary post) referred to Collectors of Customs for assessment, are included with their appropriate heads and sub-heads in the import returns: (a) Jewellery, (b) Precious stones, (c) Gold and Silver thread, (d) Cigarettes (e) Cinematograph films and (f) Watches.

No. 10—*continued*

ARTICLES, AND COUNTRIES OF CONSIGNMENT; ALSO SHARE OF EACH PROVINCE	QUANTITY					VALUE				
	1932-33	1933-34	1934-35	1935-36	1936-37	1932-33	1933-34	1934-35	1935-36	1936-37
						R	R	R	R	R
Postal Articles not specified* (V)—*concluded*										
Madagascar and Kerguelen	—	—	—	—	—	1,102	1,050	..	12	..
French Somaliland	—	—	—	—	—	40	..	..	..	..
United States of America—*Vid* Atlantic Coast	—	—	—	—	—	12,599	88,289	88,927	1,21,952	3,46 356
„ Pacific „	—	—	—	—	—	2,302	748	2,239	669	665
Dutch West Indies	—	—	—	—	—	..	..	..	8	..
Hayti and St. Domingo	—	—	—	—	—	814	666	243	..	..
Argentine Republic (*including* the Atlantic Coast of Patagonia)	—	—	—	—	—	..	4	..	..	250
Chile (*including* the Pacific Coast of Patagonia)	—	—	—	—	—	..	..	..	..	14
TOTAL FOREIGN COUNTRIES	—	—	—	—	—	92,06,684	97,84,869	1,05,51,256	1,03,64,483	61,14,340
Share of Bengal	—	—	—	—	—	*65,62,713*	*60,86,688*	*66,17,144*	*68,80,468*	*52,62,472*
„ *Bombay*	—	—	—	—	—	*1,26,31,718*	*1,23,40,776*	*1,33,35,140*	*1,27,68,366*	*94,62,378*
„ *Sind*	—	—	—	—	—	*32,98,945*	*35,37,416*	*36,57,674*	*30,54,198*	*29,78,663*
„ *Madras*	—	—	—	—	—	*22,04,560*	*20,40,210*	*16,87,022*	*12,55,684*	*10,32,079*
„ *Burma*	—	—	—	—	—	*12,52,277*	*10,66,967*	*11,22,293*	*12,60,479*	*10,32,949*
TOTAL	—	—	—	—	—	2,59,44,213	2,40,61,287	2,54,19,273	2,41,69,217	1,98,58,541
Articles imported as baggage (dutiable) not otherwise specified† (a) (V)—										
United Kingdom (*including* Channel Islands)	—	—	—	—	—	—	—	—	—	4,53,635
Gibraltar	—	—	—	—	—	—	—	—	—	2,785
Malta and Gozo	—	—	—	—	—	—	—	—	—	360
Aden and Dependencies	—	—	—	—	—	—	—	—	—	6,513
Bahrein Islands	—	—	—	—	—	—	—	—	—	1,841
Ceylon (*excluding* Maldives)	—	—	—	—	—	—	—	—	—	1,98,384
Maldives	—	—	—	—	—	—	—	—	—	101
Straits Settlements	—	—	—	—	—	—	—	—	—	2,58,523
Hongkong	—	—	—	—	—	—	—	—	—	41,370
Union of South Africa	—	—	—	—	—	—	—	—	—	29,218
Zanzibar and Pemba	—	—	—	—	—	—	—	—	—	479
Kenya Colony	—	—	—	—	—	—	—	—	—	20,315
Tanganyika Territory	—	—	—	—	—	—	—	—	—	3,503
Anglo-Egyptian Sudan	—	—	—	—	—	—	—	—	—	146
Mauritius and Dependencies	—	—	—	—	—	—	—	—	—	1,380
Seychelles	—	—	—	—	—	—	—	—	—	294
Canada—*Vid* Atlantic Coast	—	—	—	—	—	—	—	—	—	132
„ Pacific „	—	—	—	—	—	—	—	—	—	9
Commonwealth of Australia	—	—	—	—	—	—	—	—	—	7,903
New Zealand	—	—	—	—	—	—	—	—	—	417
Fiji Islands	—	—	—	—	—	—	—	—	—	46
TOTAL BRITISH EMPIRE	—	—	—	—	—	—	—	—	—	10,27,359
Sweden	—	—	—	—	—	—	—	—	—	877
Norway	—	—	—	—	—	—	—	—	—	106
Germany	—	—	—	—	—	—	—	—	—	5,260
Netherlands	—	—	—	—	—	—	—	—	—	755
Belgium	—	—	—	—	—	—	—	—	—	1,458
France	—	—	—	—	—	—	—	—	—	12,109
Spain	—	—	—	—	—	—	—	—	—	590
Switzerland	—	—	—	—	—	—	—	—	—	312
Italy (*including* Fiume)	—	—	—	—	—	—	—	—	—	3,264
Austria	—	—	—	—	—	—	—	—	—	4,230
Czechoslovakia	—	—	—	—	—	—	—	—	—	11,846
Greece (*including* Crete)	—	—	—	—	—	—	—	—	—	138
Syria	—	—	—	—	—	—	—	—	—	71

*The following classes of imports by post, including letter packets (registered and ordinary post) referred to Collectors of Customs for assessment, are included with their appropriate heads and sub-heads in the import returns: (*a*) Jewellery, (*b*) Precious stones, (*c*) Gold and Silver thread, (*d*) Cigarettes, (*e*) Cinematograph films, and (*f*) Watches.

† The following classes of dutiable baggage are included under the appropriate heads and sub-heads in the import returns: (*a*) Fire arms cartridges and other arms and ammunition, (*b*) Wireless sets, (*c*) Instruments, apparatus and appliances, (*d*) Liquors and spirits, (*e*) Furniture and carpets, (*f*) Jewellery, (*g*) Silverware and plated ware including silver and plated cutlery and (*h*) Vehicles including motor cars.

(*a*) Separately recorded from 1936-37.

No. 10—*continued*.

ARTICLES, AND COUNTRIES OF CONSIGNMENT; ALSO SHARE OF EACH PROVINCE	QUANTITY					VALUE				
	1932-33	1933-34	1934-35	1935-36	1936-37	1932-33	1933-34	1934-35	1935-36	1936-37
						R	R	R	R	R
Articles imported as baggage (dutiable) not otherwise specified* (a) (V)—*continued*										
Maskat Territory and Trucial Oman	—	—	—	—	—	—	—	—	—	17,320
Other Native States in Arabia	—	—	—	—	—	—	—	—	—	6,545
Iraq	—	—	—	—	—	—	—	—	—	16,591
Iran	—	—	—	—	—	—	—	—	—	3,279
Sumatra	—	—	—	—	—	—	—	—	—	393
Java	—	—	—	—	—	—	—	—	—	554
Siam	—	—	—	—	—	—	—	—	—	5,855
French Indo-China	—	—	—	—	—	—	—	—	—	601
Philippines	—	—	—	—	—	—	—	—	—	1,888
Japan	—	—	—	—	—	—	—	—	—	82,174
China (*exclusive* of Hongkong and Macão)	—	—	—	—	—	—	—	—	—	74,966
Egypt	—	—	—	—	—	—	—	—	—	4,136
Tunis	—	—	—	—	—	—	—	—	—	25
Morocco, French Protectorate	—	—	—	—	—	—	—	—	—	82
Portuguese East Africa	—	—	—	—	—	—	—	—	—	2,369
Madagascar and Kerguelen	—	—	—	—	—	—	—	—	—	18
Abyssinia	—	—	—	—	—	—	—	—	—	60
Italian East Africa (Somaliland and Eritrea)	—	—	—	—	—	—	—	—	—	57
United States of America—										
Vid Atlantic Coast	—	—	—	—	—	—	—	—	—	13,488
„ Pacific „	—	—	—	—	—	—	—	—	—	1,082
Argentine Republic (*including* the Atlantic Coast of Patagonia)	—	—	—	—	—	—	—	—	—	108
TOTAL FOREIGN COUNTRIES	—	—	—	—	—	—	—	—	—	2,72,608
Share of Bengal	—	—	—	—	—	—	—	—	—	*1,21,743*
„ *Bombay*	—	—	—	—	—	—	—	—	—	*5,59,291*
„ *Sind*	—	—	—	—	—	—	—	—	—	*86,584*
„ *Madras*	—	—	—	—	—	—	—	—	—	*3,81,519*
„ *Burma*	—	—	—	—	—	—	—	—	—	*1,50,830*
TOTAL	—	—	—	—	—	—	—	—	—	12,99,967
All other articles of merchandise—										
***Unmanufactured (II. 8)*—**										
United Kingdom (*including* Channel Islands)	—	—	—	—	—	31,908	41,711	89,091	31,759	37,837
Bahrein Islands	—	—	—	—	—	5,229	2,314	1,127	1,062	..
Straits Settlements	—	—	—	—	—	7,900	8,872	8,145	7,524	8,008
Other British Possessions	—	—	—	—	—	7,716	4,223	3,828	1,771	1,946
TOTAL BRITISH EMPIRE	—	—	—	—	—	52,753	57,020	1,02,191	42,116	47,791
Germany	—	—	—	—	—	806	3,410	5,029	18,269	41,168
France	—	—	—	—	—	38,977	44,348	36,287	25,051	34,328
Portugal (*including* Azores and Madeira)	—	—	—	—	—	..	826	2,462	6,174	5,926
Italy (*including* Fiume)	—	—	—	—	—	15,461	6,353	17,211	20,365	4,308
Iran	—	—	—	—	—	2,886	3,307	3,417	5,572	4,428
Java	—	—	—	—	—	7,122	10,891	4,878	11,935	7,934
United States of America—										
Vid Atlantic Coast	—	—	—	—	—	..	406	..	5,026	..
„ Pacific „	—	—	—	—	—	..	..	..	..	16,731
Other Foreign Countries	—	—	—	—	—	7,741	8,324	15,348	6,724	8,874
TOTAL FOREIGN COUNTRIES	—	—	—	—	—	79,993	82,875	90,227	99,416	1,23,732
Share of Bengal	—	—	—	—	—	*28,804*	*52,406*	*24,736*	*50,026*	*59,640*
„ *Bombay*	—	—	—	—	—	*33,792*	*24,277*	*19,023*	*14,587*	*8,343*
„ *Sind*	—	—	—	—	—	*54,926*	*48,405*	*64,435*	*64,475*	*62,743*
„ *Madras*	—	—	—	—	—	*10,836*	*12,280*	*6,662*	*10,432*	*5,630*
„ *Burma*	—	—	—	—	—	*4,388*	*2,527*	*7,551*	*1,962*	*5,168*
TOTAL	—	—	—	—	—	1,32,746	1,39,895	1,92,418	1,41,532	1,71,523

* The following classes of dutiable baggage are included under the appropriate heads and sub-heads in the import returns: (a) Fire arms, cartridges and other arms and ammunition, (b) Wireless sets, (c) Instruments, apparatus and appliances, (d) Liquors and spirits, (e) Furniture and carpets, (f) Jewellery, (g) Silverware and plated ware including silver and plated cutlery and (h) Vehicles including motor cars.

(a) Separately recorded from 1936-37.

No. 10—*concluded*

ARTICLES, AND COUNTRIES OF CONSIGNMENT; ALSO SHARE OF EACH PROVINCE	QUANTITY					VALUE				
	1932-33	1933-34	1934-35	1935-36	1936-37	1932-33	1933-34	1934-35	1935-36	1936-37
						R	R	R	R	R
All other articles of merchandise—*continued*										
Manufactured (III. U)—										
United Kingdom (*including* Channel Islands)	—	—	—	—	—	9,16,676	11,05,299	11,83,302	15,89,603	11,78,948
Ceylon (*excluding* Maldives)	—	—	—	—	—	8,983	8,688	9,157	20,920	10,407
Straits Settlements	—	—	—	—	—	70,940	21,930	27,593	34,652	48,827
Hongkong	—	—	—	—	—	17,921	25,117	16,888	14,244	23,261
Union of South Africa	—	—	—	—	—	24	141	47	13,695	454
Kenya Colony	—	—	—	—	—	402	2,836	116	19,391	2,026
Canada—										
Vid Atlantic Coast	—	—	—	—	—	1,778	7,547	2,123	4,490	8,734
„ Pacific „	—	—	—	—	—	..	..	99	596	..
Commonwealth of Australia	—	—	—	—	—	706	606	3,390	7,019	13,713
Other British Possessions	—	—	—	—	—	686	1,116	2,984	9,140	3,094
TOTAL BRITISH EMPIRE	—	—	—	—	—	10,18,111	11,71,280	12,45,649	17,13,753	12,80,474
Finland	—	—	—	—	—	54	25	1,317	..	15,913
Norway	—	—	—	—	—	2,136	3,511	3,031	6,982	3,044
Sweden	—	—	—	—	—	25,203	75,888	51,210	38,168	55,397
Germany	—	—	—	—	—	3,48,483	4,13,725	5,01,411	6,45,092	6,38,419
Netherlands	—	—	—	—	—	69,280	47,034	28,750	37,496	22,631
Belgium	—	—	—	—	—	8,418	40,606	48,411	33,710	17,783
France	—	—	—	—	—	55,206	64,595	1,22,789	1,12,181	92,061
Switzerland	—	—	—	—	—	1,915	21,910	18,603	50,431	49,788
Italy (*including* Fiume)	—	—	—	—	—	25,183	1,01,187	31,750	28,169	18,109
Austria	—	—	—	—	—	4,420	5,707	2,754	5,063	8,725
Czechoslovakia	—	—	—	—	—	19,461	11,855	8,549	7,070	17,746
Iraq	—	—	—	—	—	330	1,206	811	7,246	..
Muskat Territory and Trucial Oman	—	—	—	—	—	827	14,958	16,635	7,264	11,059
Other Native States in Arabia	—	—	—	—	—	50	640	28	14,071	11,715
Iran	—	—	—	—	—	13,682	1,669	3,581	1,986	4,026
Japan	—	—	—	—	—	6,82,888	9,41,465	10,04,270	13,85,133	14,54,988
China (*exclusive* of Hongkong and Macão)	—	—	—	—	—	19,882	26,521	28,264	40,658	29,516
Egypt	—	—	—	—	—	85,074	4,795	205	2,207	195
United States of America—										
Vid Atlantic Coast	—	—	—	—	—	2,31,892	1,56,974	2,12,229	1,79,113	2,52,891
„ Pacific „	—	—	—	—	—	112	1,164	4,321	3,634	26,696
Other Foreign Countries	—	—	—	—	—	10,576	5,625	4,020	8,093	9,284
TOTAL FOREIGN COUNTRIES	—	—	—	—	—	16,04,612	19,40,675	22,42,989	26,15,270	27,40,331
Share of Bengal	—	—	—	—	—	*2,34,149*	*4,50,925*	*6,75,731*	*8,82,217*	*9,89,366*
„ *Bombay*	—	—	—	—	—	*15,52,215*	*17,60,360*	*18,48,780*	*24,18,317*	*20,61,213*
„ *Sind*	—	—	—	—	—	*1,03,303*	*2,49,947*	*2,57,253*	*3,50,782*	*2,94,626*
„ *Madras*	—	—	—	—	—	*5,20,610*	*4,57,013*	*4,80,184*	*4,93,157*	*4,81,534*
„ *Burma*	—	—	—	—	—	*2,13,446*	*1,93,810*	*1,96,540*	*1,84,110*	*2,13,066*
TOTAL	—	—	—	—	—	26,22,723	31,11,955	34,88,588	43,29,023	40,29,805
GRAND TOTAL VALUE OF MERCHANDISE IMPORTED (*exclusive* of Government Stores)	—	—	—	—	—	132,58,43,175	115,35,70,144	132,28,64,653	134,42,32,385	125,24,00,006
Share of Bengal	—	—	—	—	—	*35,43,60,471*	*32,82,95,421*	*36,16,44,994*	*38,69,34,037*	*36,77,23,742*
„ *Orissa*	—	—	—	—	—	..	..	..	..	*60,193*
„ *Bombay*	—	—	—	—	—	*54,31,54,330*	*46,18,75,026*	*53,69,54,890*	*54,52,53,450*	*49,31,71,658*
„ *Sind*	—	—	—	—	—	*16,36,36,975*	*12,96,47,462*	*15,24,73,187*	*14,62,25,407*	*14,03,04,510*
„ *Madras*	—	—	—	—	—	*15,36,69,604*	*14,31,00,305*	*17,35,12,513*	*15,71,10,641*	*15,26,58,114*
„ *Burma*	—	—	—	—	—	*10,70,31,795*	*8,56,51,931*	*9,53,79,069*	*10,87,08,850*	*10,64,52,789*
SUBJECT TO DUTY	—	—	—	—	—	127,40,03,181	109,45,46,700	124,01,14,761	127,49,56,848	118,37,71,131
FREE OF DUTY	—	—	—	—	—	5,18,39,994	5,90,23,444	8,27,49,892	6,92,75,537	6,8628,875
TOTAL	—	—	—	—	—	132,58,43,175	115,35,70,144	132,28,64,653	134,42,32,385	125,24,00,006

No. 11

GENERAL EXPORTS OF INDIAN MERCHANDISE

IN EACH OFFICIAL YEAR FROM 1932-33 TO 1936-37.

NOTES.—(1) *All exports are free of duty except Rice, husked and unhusked, Rice flour and Jute, raw and manufactured. Raw hides and raw skins were dutiable from September 1919 to March 1934 and April 1935 respectively.*

(2) *The summary classes and their sub-divisions are shown in brackets against articles. For Summaries, see pages 9 to 14.*

ARTICLES, AND COUNTRIES OF FINAL DESTINATION; ALSO SHARE OF EACH PROVINCE	QUANTITY					VALUE				
	1932-33	1933-34	1934-35	1935-36	1936-37	1932-33	1933-34	1934-35	1935-36	1936-37
Animals, living—						R	R	R	R	R
Cattle (excepting sheep and goats) (IV. B)—	No.	No.	No.	No.	No.					
Ceylon (*excluding* Maldives)	715	742	691	403	86	53,218	61,060	54,321	31,800	8,205
Straits Settlements	206	21	16	..	..	24,816	3,048	1,120	..	..
Other British Possessions	19	..	..	3	..	2,725	..	..	100	
TOTAL BRITISH EMPIRE	940	763	707	406	86	80,259	64,108	55,441	31,900	8,205
Philippines	..	..	54	..	..	..	..	5,025	..	..
Egypt	..	16	..	..	..	..	8,000	..	..	..
Other Foreign Countries	6	..	17	1	1	1,800	..	1,305	5	10
TOTAL FOREIGN COUNTRIES	6	16	71	1	1	1,800	8,000	6,330	5	10
Share of Bengal	*318*	*17*	..	..	..	*25,776*	*1,035*	..	..	..
„ *Bombay*	*6*	*17*	*6*	*3*	..	*1,200*	*3,500*	*2,060*	*100*	..
„ *Sind*	*4*	*4*	*55*	*1*	*1*	*1,050*	*2,000*	*5,040*	*5*	*10*
„ *Madras*	*718*	*741*	*693*	*403*	*86*	*53,433*	*60,568*	*54,191*	*31,800*	*8,205*
„ *Burma*	..	..	*24*	..	..	..	..	*480*	..	..
TOTAL	946	779	778	407	87	82,059	72,103	61,771	31,905	8,215
Horses (IV. A)—	No.	No.	No.	No.	No.					
United Kingdom (*including* Channel Islands)	1	..	31	7	1	2,000	..	1,72,000	11,500	2,000
Ceylon (*excluding* Maldives)	31	49	26	21	13	62,000	48,750	33,530	20,900	18,300
Other British Possessions	..	..	2	..	..	..	..	700	..	..
TOTAL BRITISH EMPIRE	32	49	59	28	14	64,000	48,750	2,06,230	32,400	20,300
TOTAL FOREIGN COUNTRIES	..	4	10	..	2	..	1,300	10,000	..	2,000
Share of Bengal	*1*	*5*	..	*2*	*4*	*2,000*	*2,250*	..	*2,250*	*1,300*
„ *Bombay*	..	*6*	*45*	*18*	*7*	..	*15,000*	*1,88,200*	*25,500*	*9,000*
„ *Sind*	..	..	*1*	..	*1*	..	..	*500*	..	*2,000*
„ *Madras*	*31*	*41*	*23*	*8*	*4*	*62,000*	*32,500*	*17,530*	*4,050*	*10,000*
„ *Burma*	..	*1*	..	..	..	..	*300*	..	..	..
TOTAL	32	53	69	28	16	64,000	50,050	2,16,230	32,400	22,300
sheep and goats (IV. C)—	No.	No.	No.	No.	No.					
United Kingdom (*including* Channel Islands)	33	..	531	..	..	475	..	5,036	..	..
Ceylon (*excluding* Maldives)	37,067	38,439	40,119	31,988	27,117	7,42,605	7,68,805	7,75,026	6,72,432	5,51,090
Straits Settlements	2,274	1,598	3,455	6,288	8,374	32,487	17,215	34,628	89,259	49,447
Federated Malay States	119	355	3,153	1,641	219	1,615	3,425	24,018	11,756	1,773
Other British Possessions	164	..	..	1	15	1,322	..	..	25	135
TOTAL BRITISH EMPIRE	39,677	40,392	47,258	39,918	35,725	7,78,504	7,84,445	8,38,888	7,23,472	6,02,445
TOTAL FOREIGN COUNTRIES	12	37	80	..	49	149	600	590	..	735

No. 11—*continued*

ARTICLES, AND COUNTRIES OF FINAL DESTINATION; ALSO SHARE OF EACH PROVINCE	QUANTITY					VALUE				
	1932-33	1933-34	1934-35	1935-36	1936-37	1932-33	1933-34	1934-35	1935-36	1936-37
Animals, living—*continued*										
***Sheep and goats (IV. C)*—continued**	No.	No.	No.	No.	No.	R	R	R	R	R
Share of Bengal	*1,872*	*1,989*	*7,167*	*7,324*	*7,305*	*26,391*	*21,295*	*63,741*	*49,965*	*37,593*
" Bombay	*39*	..	*13*	..	*51*	*600*	..	*260*	..	*805*
" Sind	*50*	..	..	..	..	*250*	..	..	..	..
" Madras	*37,728*	*38,440*	*40,150*	*32,089*	*28,418*	*7,51,412*	*7,63,750*	*7,75,297*	*6,73,507*	*5,64,782*
" Burma	..	..	*3*	..	..	..	..	*30*	..	..
TOTAL	39,689	40,429	47,333	39,913	35,774	7,78,653	7,85,045	8,39,428	7,23,472	6,03,180
***Other kinds (IV. D)*—**	No.	No.	No.	No.	No.					
United Kingdom (*including* Channel Islands)	4,308	7,285	3,606	6,546	2,173	15,629	11,246	13,415	10,942	22,024
Ceylon (*excluding* Maldives)	195	1,186	1,756	1,918	1,588	216	11,757	5,778	7,091	30,038
Straits Settlements	480	7,614	22,887	42,159	30,787	2,552	3,880	13,824	17,993	10,181
Union of South Africa	1	..	..	783	379	200	..	..	9,488	1,886
British West India Islands (*excluding* Bahamas)	..	15	..	..	16	..	30	..	..	9,575
Other British Possessions	1,179	751	810	531	813	4,445	1,889	1,085	4,209	2,775
TOTAL BRITISH EMPIRE	6,258	16,850	29,059	51,937	35,256	23,042	28,802	34,052	49,718	76,479
Germany	2,260	21,437	37,507	64,106	5,506	8,780	13,329	16,035	20,007	35,517
Belgium	29,058	42,811	34,346	94,070	96,873	15,029	13,875	17,500	26,401	24,583
France	41	531	..	34	6,099	1,065	1,342	..	480	6,762
Italy (*including* Fiume)	2,194	4,527	448	..	12,088	6,755	7,556	6,657	..	6,898
United States of America—										
Vid Atlantic Coast	6,749	3,956	12,244	17,028	17,666	28,378	8,832	30,492	40,469	45,300
" Pacific "	387	601	14	204	651	1,483	2,264	140	712	1,559
Other Foreign Countries	36	1,308	5,892	310	6,518	802	2,475	1,978	684	675
TOTAL FOREIGN COUNTRIES	40,725	75,171	90,451	175,752	145,396	62,292	49,673	72,707	88,708	1,21,294
Share of Bengal	*19,698*	*52,285*	*75,604*	*165,904*	*136,887*	*54,704*	*44,220*	*75,378*	*1,10,246*	*102,935*
" Bombay	*2,184*	*2,555*	*4,651*	*244*	*5,476*	*10,150*	*9,088*	*10,536*	*3,655*	*15,218*
" Sind	*24,992*	*29,543*	*35,924*	*59,538*	*36,465*	*9,571*	*3,418*	*7,877*	*4,738*	*11,408*
" Madras	*101*	*7,139*	*3,305*	*1,982*	*1,761*	*10,184*	*21,434*	*5,893*	*10,518*	*49,393*
" Burma	*33*	*9*	*96*	*21*	*73*	*785*	*315*	*7,210*	*9,370*	*18,895*
TOTAL	46,978	92,021	119,510	227,689	180,652	85,334	78,475	1,06,849	1,38,481	1,97,778
***Total of Animals, living*—**	No.	No.	No.	No.	No.					
United Kingdom (*including* Channel Islands)	4,432	7,285	4,163	6,556	2,174	18,104	11,246	1,90,451	22,542	24,024
Ceylon (*excluding* Maldives)	38,028	40,415	42,592	34,330	28,804	8,58,030	8,85,372	8,68,725	7,32,223	6,07,633
Straits Settlements	2,960	9,233	26,358	43,442	30,161	59,355	24,138	49,637	57,252	59,622
Federated Malay States	133	355	3,153	1,851	219	3,275	3,425	24,018	18,573	1,773
Union of South Africa	1	..	..	783	379	200	..	..	9,488	1,886
British West India Islands (*excluding* Bahamas)	..	15	..	..	16	..	30	..	..	9,575
Other British Possessions	1,348	751	812	322	328	6,832	1,889	1,735	2,418	2,910
TOTAL BRITISH EMPIRE	46,902	58,054	77,083	92,284	71,081	9,45,805	9,26,100	11,34,561	8,37,490	7,07,429
Germany	2,260	21,440	37,507	64,106	5,506	8,780	14,329	16,035	20,007	35,517
Belgium	29,058	42,811	34,346	94,070	96,873	15,029	13,875	17,500	26,401	24,583
France	41	531	..	34	6,099	1,065	1,342	..	480	6,762
Italy (*including* Fiume	2,194	4,527	448	..	12,088	6,755	7,556	6,657	..	6,898
Philippines	..	..	54	..	49	..	..	5,025	..	735
China (*exclusive* of Hongkong and Macao)	..	10	11	20	10	..	60	10,500	160	100
Egypt	1	18	4	186	3	50	9,500	60	152	2,100
United States of America— *Vid* Atlantic Coast	6,749	3,956	12,244	17,028	17,666	28,378	8,832	30,492	40,469	45,300
" Pacific "	387	601	14	204	651	1,483	2,264	140	712	1,559
Other Foreign Countries	53	1,334	5,984	105	6,503	2,701	1,815	3,808	327	485
TOTAL FOREIGN COUNTRIES	40,743	75,228	90,612	175,753	145,448	64,241	59,573	90,717	88,708	1,24,039

No. 11—*continued*

ARTICLES, AND COUNTRIES OF FINAL DESTINATION; ALSO SHARE OF EACH PROVINCE	QUANTITY					VALUE				
	1932-33	1933-34	1934-35	1935-36	1936-37	1932-33	1933-34	1934-35	1935-36	1936-37
Animals, living—*concluded*						R	R	R	R	R
Total of *Animals, living*—continued	No.	No.	No.	No.	No.					
Share of *Bengal*	*21,789*	*54,276*	*33,771*	*173,730*	*144,196*	*1,08,871*	*68,560*	*1,39,019*	*1,63,061*	*1,41,328*
" *Bombay*	*2,199*	*2,888*	*4,730*	*268*	*6,534*	*12,550*	*32,588*	*2,01,206*	*22,155*	*25,017*
" *Sind*	*25,016*	*29,567*	*25,980*	*59,539*	*36,467*	*10,871*	*5,418*	*13,417*	*4,737*	*13,418*
" *Madras*	*38,578*	*46,561*	*44,171*	*34,482*	*30,259*	*3,77,629*	*6,78,259*	*3,62,916*	*7,19,875*	*6,32,380*
" *Burma*	*33*	*10*	*53*	*21*	*73*	*735*	*615*	*7,720*	*2,370*	*18,885*
TOTAL	87,645	133,282	107,695	268,037	216,529	10,10,046	9,85,678	12,24,278	9,26,198	8,31,468
Apparel (*including* drapery, uniforms, and accoutrements, but *excluding* hosiery and boots and shoes) (III. A)—										
United Kingdom (*including* Channel Islands)	—	—	—	—	—	60,120	57,846	51,987	1,05,588	2,07,382
Malta and Gozo	—	—	—	—	—	..	4,615	2,519	7,768	2,774
Palestine	—	—	—	—	—	3,912	16,847	40,941	32,375	14,149
Aden and Dependencies	—	—	—	—	—	6,915	5,425	4,964	10,959	9,809
Bahrein Islands	—	—	—	—	—	1,600	3,056	6,050	6,895	3,956
Ceylon (*excluding* Maldives)	—	—	—	—	—	60,003	55,511	62,979	83,817	45,094
Straits Settlements	—	—	—	—	—	21,430	18,053	21,514	17,751	21,654
Federated Malay States	—	—	—	—	—	2,185	4,214	3,000	2,111	9,468
Hongkong	—	—	—	—	—	10,098	12,458	11,258	5,601	3,206
Sierra Leone	—	—	—	—	—	2,583	819	..	3,360	5,381
Gold Coast (*including* British Mandated Territory of Togoland)	—	—	—	—	—	577	1,140	3,449	11,748	16,545
Nigeria (*including* British Mandated Territory of Cameroons)	—	—	—	—	—	2,947	4,131	5,419	20,036	23,520
Union of South Africa	—	—	—	—	—	3,97,423	5,54,448	5,18,729	4,70,271	4,58,083
Zanzibar and Pemba	—	—	—	—	—	1,991	700	7,443	4,909	7,468
Kenya Colony	—	—	—	—	—	12,669	13,200	14,368	14,102	19,818
Anglo-Egyptian Sudan	—	—	—	—	—	6,314	14,268	15,570	27,288	33,275
Mauritius and Dependencies	—	—	—	—	—	11,632	22,128	14,779	8,611	10,609
British West India Islands (*excluding* Bahamas)	—	—	—	—	—	8,884	7,691	9,953	10,689	12,415
Commonwealth of Australia	—	—	—	—	—	7,620	4,722	6,566	7,358	11,054
New Zealand	—	—	—	—	—	..	..	..	938	24,904
Other British Possessions	—	—	—	—	—	15,242	10,605	13,581	19,720	18,649
TOTAL BRITISH EMPIRE	—	—	—	—	—	6,34,095	8,11,927	8,15,118	8,66,895	9,59,816
Belgium	—	—	—	—	—	300	650	2,820	6,403	2,464
France	—	—	—	—	—	7,025	11,304	9,287	8,124	14,463
Italy (*including* Fiume)	—	—	—	—	—	80	..	600	8,398	50
Syria	—	—	—	—	—	25,787	30,312	28,945	25,788	33,836
Maskat Territory and Trucial Oman	—	—	—	—	—	10,915	26,975	33,840	12,080	13,275
Other Native States in Arabia	—	—	—	—	—	9,690	8,728	37,392	3,225	2,987
Iraq	—	—	—	—	—	5,357	3,450	8,361	13,714	17,103
Iran	—	—	—	—	—	1,551	2,429	5,692	15,489	3,212
Java	—	—	—	—	—	6,430	5,765	3,740	2,351	2,084
China (*exclusive* of Hongkong and Macao)	—	—	—	—	—	9,334	3,878	4,888	3,914	2,127
Egypt	—	—	—	—	—	31,992	46,108	42,204	89,878	68,591
Tunis	—	—	—	—	—	10,005	..	..	..	..
French West Africa (*including* French Mandated Territories of Togoland and Cameroons)	—	—	—	—	—	13,080	4,891	20,987	91,624	89,902
Portuguese East Africa	—	—	—	—	—	86,254	1,03,527	89,569	94,855	1,18,548
Italian East Africa (Somaliland and Eritrea)	—	—	—	—	—	1,775	2,681	6,025	6,729	..
United States of America—										
Vid Atlantic Coast	—	—	—	—	—	12,744	39,867	10,203	2,773	27,160
" Pacific "	—	—	—	—	—	3,673	373	25	50	393

No. 11—*continued*

ARTICLES, AND COUNTRIES OF FINAL DESTINATION; ALSO SHARE OF EACH PROVINCE	QUANTITY					VALUE				
	1932-33	1933-34	1934-35	1935-36	1936-37	1932-33	1933-34	1934-35	1935-36	1936-37
						R	R	R	R	R
Apparel (*including* drapery, uniforms, and accoutrements, but *excluding* hosiery and boots and shoes) (III. A)—*continued*										
Other Foreign Countries	—	—	—	—	—	21,879	11,546	13,525	18,059	20,198
TOTAL FOREIGN COUNTRIES	—	—	—	—	—	2,58,641	3,02,487	3,18,102	4,14,454	4,16,483
Share of Bengal	—	—	—	—	—	*7,01,820*	*9,03,834*	*9,46,108*	*10,95,898*	*11,27,228*
,, *Bombay*	—	—	—	—	—	*1,12,963*	*1,35,962*	*1,20,376*	*90,559*	*1,40,159*
,, *Sind*	—	—	—	—	—	*26,089*	*39,295*	*31,154*	*66,640*	*78,295*
,, *Madras*	—	—	—	—	—	*40,210*	*31,532*	*30,393*	*25,062*	*28,388*
,, *Burma*	—	—	—	—	—	*1,654*	*2,801*	*5,169*	*4,190*	*2,129*
TOTAL	—	—	—	—	—	8,92,736	11,14,414	11,33,220	12,81,349	13,76,299
Arms, Ammunition, and Military stores (III. B)—										
TOTAL BRITISH EMPIRE	—	—	—	—	—	548	280	41	3,627	4,253
United States of America—*Vid* Atlantic Coast	—	—	—	—	—	..	7	..	..	..
Share of Bengal	—	—	—	—	—	..	..	..	..	*4,053*
,, *Bombay*	—	—	—	—	—	*160*	*7*	..	*3,004*	*195*
,, *Madras*	—	—	—	—	—	*386*	*240*	*11*	..	..
,, *Burma*	—	—	—	—	—	*2*	*40*	*30*	*623*	..
TOTAL	—	—	—	—	—	548	287	41	3,627	4,253
Art, works of (III. U)—										
United Kingdom (*including* Channel Islands)	—	—	—	—	—	13,314	8,486	1,32,633	18,234	35,763
Ceylon (*excluding* Maldives)	—	—	—	—	—	4,723	9,745	4,398	6,980	3,214
Straits Settlements	—	—	—	—	—	21,514	2,902	875	5,655	870
Other British Possessions	—	—	—	—	—	1,691	2,377	5,550	3,918	8,085
TOTAL BRITISH EMPIRE	—	—	—	—	—	41,242	23,509	1,43,456	34,787	47,932
Belgium	—	—	—	—	—	8,000	..	135	1,080	..
France	—	—	—	—	—	2,017	4,880	912	3,106	40,897
Tunis	—	—	—	—	—	5,500	..	..	..	..
United States of America—										
Vid Atlantic Coast	—	—	—	—	—	01,037	45,765	3,394	6,304	32,754
,, Pacific ,,	—	—	—	—	—	25	..	842	..	647
Hawaii	—	—	—	—	—	..	..	..	..	61,310
Other Foreign Countries	—	—	—	—	—	12,909	7,214	2,713	6,890	6,335
TOTAL FOREIGN COUNTRIES	—	—	—	—	—	90,388	57,859	7,996	17,470	1,41,943

No. 11—*continued*

ARTICLES, AND COUNTRIES OF FINAL DESTINATION; ALSO SHARE OF EACH PROVINCE	QUANTITY					VALUE				
	1932-33	1933-34	1934-35	1935-36	1936-37	1932-33	1933-34	1934-35	1935-36	1936-37
						R	R	R	R	R
Art, works of (III. U)— *continued*										
Share of Bengal	—	—	—	—	—	*42,625*	*1,553*	*1,345*	*2,290*	*3,651*
„ *Bombay*	—	—	—	—	—	*52,989*	*48,115*	*1,27,103*	*18,204*	*119,437*
„ *Sind*	—	—	—	—	—	*6,263*	*3,967*	*3,035*	*9,725*	*46,791*
„ *Madras*	—	—	—	—	—	*26,125*	*14,410*	*11,083*	*12,937*	*4,505*
„ *Burma*	—	—	—	—	—	*3,623*	*13,323*	*8,446*	*9,101*	*15,491*
TOTAL	—	—	—	—	—	1,31,630	81,368	1,51,452	52,257	1,89,875
Bones for manufacturing purposes (II. S)—	Tons	Tons	Tons	Tons	Tons					
United Kingdom (*including* Channel Islands)	1,922	2,146	1,727	1,525	3,058	1,70,833	1,19,833	91,492	82,342	1,60,095
Ceylon (*excluding* Maldives)	130	30	..	..	..	6,180	1,680	..	..	..
Other British Possessions	..	..	..	..	..	..	60	286	..	..
TOTAL BRITISH EMPIRE	2,052	2,176	1,727	1,525	3,058	1,77,013	1,21,573	91,778	82,342	1,60,095
Germany	3,645	3,074	4,854	5,462	12,291	3,07,512	2,12,717	3,17,942	3,35,994	7,67,165
Netherlands	..	..	..	25	1,295	..	..	..	1,750	82,840
Belgium	30,968	30,913	42,972	42,951	56,235	28,18,462	19,11,597	26,13,456	26,05,939	35,39,090
France	1,900	1,950	2,400	1,725	1,250	1,79,250	1,20,519	1,45,030	1,03,059	84,247
Spain	..	650	..	..	..	..	42,754	..	..	..
Italy (*including* Fiume)	..	420	425	1,500	150	..	27,200	27,250	90,000	12,000
Other Foreign Countries	..	8	..	5	..	..	1,552	109	400	..
TOTAL FOREIGN COUNTRIES	36,513	37,015	50,651	51,668	71,221	33,05,224	23,16,339	31,03,757	31,37,142	44,85,342
Share of Bengal	*18,644*	*26,453*	*39,382*	*36,704*	*48,884*	*15,93,632*	*16,58,253*	*23,81,636*	*21,66,251*	*28,28,653*
„ *Bombay*	..	..	..	..	..	..	*1,000*	..	..	*50*
„ *Sind*	*16,370*	*11,133*	*12,951*	*16,489*	*25,396*	*15,09,106*	*7,53,556*	*8,10,849*	*10,63,233*	*18,16,744*
„ *Madras*	*3,551*	*1,605*	*45*	..	..	*3,79,459*	*1,26,003*	*3,150*	..	..
TOTAL	38,565	39,191	52,378	53,193	74,279	34,82,237	24,37,912	31,95,535	32,19,484	46,45,437
Books, printed, and printed matter (*not being* stationery), *including* maps and charts (III. U)—	Cwts.	Cwts.	Cwts.	Cwts.	Cwts.					
United Kingdom (*including* Channel Islands)	269	405	258	392	381	68,341	52,558	33,854	51,203	53,382
Aden and Dependencies	151	113	79	190	182	15,004	11,175	7,590	11,904	9,594
Ceylon (*excluding* Maldives)	1,180	1,265	1,274	1,918	1,940	1,34,359	1,45,468	1,45,267	2,38,538	2,23,563
Straits Settlements	2,524	2,052	2,025	2,316	2,541	1,45,820	1,60,777	1,53,214	1,09,820	1,05,266
Federated Malay States	141	191	348	325	584	14,411	28,866	34,808	32,834	43,191
Union of South Africa	82	93	89	119	136	9,276	9,541	9,770	13,360	12,786
Zanzibar and Pemba	77	68	66	144	107	15,991	18,908	19,352	30,628	15,956
Kenya Colony	130	157	184	234	248	17,657	21,146	19,657	30,755	27,225
Tanganyika Territory	48	61	49	86	91	6,248	8,797	7,795	13,690	14,245
Other British Possessions	59	115	131	157	140	7,715	11,075	11,808	12,140	13,383
TOTAL BRITISH EMPIRE	4,611	5,423	5,448	5,881	6,300	4,84,817	4,67,311	4,48,115	5,44,867	5,19,040
Native States in Arabia *other than* Maskat Territory and Trucial Oman	22	38	30	58	34	3,051	3,730	2,700	5,785	3,530
Iraq	57	18	56	17	83	5,475	1,280	6,556	2,298	4,990
Iran	258	191	188	155	181	17,520	8,733	14,901	21,066	7,428
Java	1,276	371	744	1,134	459	1,28,701	37,050	70,825	1,01,827	16,658
Siam	31	14	16	116	82	5,104	1,354	1,606	10 370	15,852

No. 11—*continued*

ARTICLES, AND COUNTRIES OF FINAL DESTINATION; ALSO SHARE OF EACH PROVINCE	QUANTITY					VALUE				
	1932-33	1933-34	1934-35	1935-36	1936-37	1932-33	1933-34	1934-35	1935-36	1936-37
Books, printed, and printed matter (*not being* stationery), *including* maps and charts (III.U)—*continued*	Cwts.	Cwts.	Cwts.	Cwts.	Cwts.	R	R	R	R	R
Egypt	6	9	8	14	25	562	1,281	1,747	1,739	9,190
Portuguese East Africa	18	33	28	56	42	1,892	3,038	2,842	6,527	4,430
United States of America—*Viâ* Atlantic Coast	74	48	54	32	50	20,939	8,241	9,067	3,914	7,280
„ Pacific „	4	..	..	5	5	100	..	..	1,085	425
Other Foreign Countries	87	93	113	100	67	13,267	6,630	13,151	9,819	7,069
TOTAL FOREIGN COUNTRIES	1,833	810	1,237	1,687	1,028	1,96,671	71,337	1,25,395	1,64,430	76,852
Share of Bengal	*352*	*296*	*335*	*514*	*647*	*40,830*	*18,925*	*35,130*	*42,808*	*38,245*
„ *Bombay*	*4,740*	*4,226*	*4,537*	*4,754*	*4,281*	*4,05,385*	*3,11,965*	*3,41,449*	*3,79,659*	*2,40,575*
„ *Sind*	*1*	*24*	*13*	*8*	*9*	*325*	*2,554*	*1,406*	*626*	*960*
„ *Madras*	*1,342*	*1,679*	*1,758*	*2,211*	*2,350*	*1,83,181*	*2,05,202*	*1,93,348*	*2,82,925*	*2,61,516*
„ *Burma*	*9*	*8*	*42*	*51*	*41*	*1,767*	*1,002*	*2,177*	*3,279*	*4,596*
TOTAL	6,444	6,233	6,685	7,568	7,328	6,31,488	5,39,048	5,73,510	7,09,297	5,95,892
Boots and Shoes—										
Rubber soled with canvas uppers (III. A) (*a*)—					Pairs					
United Kingdom (*including* Channel Islands)	—	—	—	—	74,709	—	—	—	—	54,538
Straits Settlements	—	—	—	—	24,162	—	—	—	—	18,295
Sierra Leone	—	—	—	—	55,140	—	—	—	—	34,276
Union of South Africa	—	—	—	—	21,510	—	—	—	—	15,700
Canada—*Viâ* Atlantic Coast	—	—	—	—	42,744	—	—	—	—	27,627
„ Pacific „	—	—	—	—	20,520	—	—	—	—	12,093
British West India Islands (*excluding* Bahamas)	—	—	—	—	411,780	—	—	—	—	2,64,629
British Guiana	—	—	—	—	89,488	—	—	—	—	68,928
New Zealand	—	—	—	—	59,440	—	—	—	—	30,905
Fiji Islands	—	—	—	—	10,746	—	—	—	—	7,535
Other British Possessions	—	—	—	—	8,650	—	—	—	—	7,502
TOTAL BRITISH EMPIRE	—	—	—	—	818,889	—	—	—	—	5,42,028
Portuguese East Africa	—	—	—	—	873,390	—	—	—	—	6,11,752
Other Foreign Countries	—	—	—	—	72	—	—	—	—	60
TOTAL FOREIGN COUNTRIES	—	—	—	—	873,462	—	—	—	—	6,11,812
Share of Bengal	—	—	—	—	*1,590,416*	—	—	—	—	*10,71,080*
„ *Bombay*	—	—	—	—	*101,935*	—	—	—	—	*82,760*
TOTAL	—	—	—	—	1,692,351	—	—	—	—	11,53,840
Others (III. A) (*a*)—					Pairs					
Aden and Dependencies	—	—	—	—	69,776	—	—	—	—	71,632
Bahrain Islands	—	—	—	—	11,104	—	—	—	—	16,993
Ceylon (*excluding* Maldives)	—	—	—	—	38,727	—	—	—	—	63,517
Straits Settlements	—	—	—	—	7,925	—	—	—	—	29,494
Union of South Africa	—	—	—	—	5,026	—	—	—	—	5,147
Zanzibar and Pemba	—	—	—	—	14,232	—	—	—	—	14,714
Kenya Colony	—	—	—	—	51,243	—	—	—	—	38,771
Tanganyika Territory	—	—	—	—	14,456	—	—	—	—	13,757
Mauritus and Dependencies	—	—	—	—	10,917	—	—	—	—	10,919
Other British Possessions	—	—	—	—	11,059	—	—	—	—	11,552
TOTAL BRITISH EMPIRE	—	—	—	—	234,465	—	—	—	—	2,76,496

(*a*) Separately recorded from 1936-37.

No. 11—*continued*

ARTICLES, AND COUNTRIES OF FINAL DESTINATION; ALSO SHARE OF EACH PROVINCE	QUANTITY					VALUE				
	1932-33	1933-34	1934-35	1935-36	1936-37	1932-33	1933-34	1934-35	1935-36	1936-37
						R	R	R	R	R
Boots and Shoes—*contd.*										
Others (III. A) (*a*)—*contd.*					Pairs.					
Native States in Arabia *other than* Muskat Territory and Trucial Oman	—	—	—	—	17,383	—	—	—	—	21,
Other Foreign Countries	—	—	—	—	6,009	—	—	—	—	6,
TOTAL FOREIGN COUNTRIES	—	—	—	—	23,392	—	—	—	—	27,
Share of Bengal	—	—	—	—	*59,328*	—	—	—	—	*77,9*
,, *Bombay*	—	—	—	—	*130,763*	—	—	—	—	*1,37,3*
,, *Sind*	—	—	—	—	*5,151*	—	—	—	—	*10,6*
,, *Madras*	—	—	—	—	*57,788*	—	—	—	—	*72,9*
,, *Burma*	—	—	—	—	*4,827*	—	—	—	—	*5,8*
TOTAL	—	—	—	—	257,857	—	—	—	—	3,04,11
Total of Boots and Shoes—	Pairs	Pairs	Pairs	Pairs	Pairs					
United Kingdom (*including* Channel Islands)	47	40,613	70,481	45,240	75,191	249	26,133	43,748	36,400	55,40
Aden and Dependencies	38,799	38,854	35,352	46,456	69,776	54,119	46,659	42,586	49,065	71,68
Bahrein Islands	5,801	3,154	12,540	6,330	11,104	9,800	3,887	12,842	6,971	16,99
Ceylon (*excluding* Maldives)	27,457	25,751	50,605	55,607	39,207	56,777	53,667	1,02,206	92,714	63,87
Straits Settlements	2,539	8,400	12,401	20,717	32,087	18,787	21,971	53,362	50,171	47,78
Federated Malay States	280	190	2,241	1,648	533	498	558	10,194	5,246	47
Sierra Leone	..	..	..	26,400	55,340	..	..	..	17,638	34,45
Union of South Africa	104	1,158	2,130	23,517	26,536	125	1,498	1,951	18,346	20,84
Zanzibar and Pemba	15,439	13,380	18,202	11,316	14,232	16,320	13,075	20,000	11,675	14,71
Kenya Colony	23,995	43,507	55,669	47,566	51,243	31,870	43,875	46,978	41,161	33,77
Tanganyika Territory	10,385	16,130	10,456	8,660	14,528	14,025	16,180	10,850	7,975	13,81
Mauritius and Dependencies	1,618	2,320	28,874	23,023	14,145	2,402	2,728	19,484	18,435	14,40
Canada—										
Vid Atlantic Coast	..	..	2,000	52,503	42,744	..	..	1,600	34,212	27,62
,, Pacific ,,	..	..	..	23,740	20,520	..	..	..	14,385	12,09
British West India Islands (*excluding* Bahamas)	..	1,940	94,760	199,836	412,488	..	1,397	54,605	1,11,967	2,65,29
British Guiana	..	72	..	19,880	89,488	..	440	..	10,848	68,92
New Zealand	..	..	..	73,584	59,440	..	..	..	43,409	30,90
Fiji Islands	531	172	12,474	12,726	11,904	409	141	10,625	9,277	8,63
Other British Possessions	876	865	4,280	9,984	12,848	2,055	1,463	3,100	5,796	11,87
TOTAL BRITISH EMPIRE	127,371	196,506	411,965	708,733	1,053,354	2,09,437	2,33,672	4,34,126	5,85,688	8,18,52
Muskat Territory and Trucial Oman	9,806	5,158	13,815	9,920	2,777	12,754	4,467	22,454	5,703	2,77
Other Native States in Arabia	17,984	7,014	85,858	18,125	17,383	32,060	13,218	75,838	23,675	21,42
Iran	1,410	300	5,245	..	..	1,900	225	11,250	..	..
Java	..	4	..	11,165	..	..	14	..	6,751	..
Portuguese East Africa	10,539	43,250	142,820	324,386	875,754	12,876	39,478	1,19,093	2,13,048	6,14,02
Italian East Africa (Somaliland and Eritrea)	2,896	2,998	5,384	8,125	..	3,758	4,765	6,074	6,923	..
Other Foreign Countries	2,724	268	1,105	2,049	940	7,510	665	1,403	2,845	1,21
TOTAL FOREIGN COUNTRIES	44,359	58,990	254,227	373,770	896,854	69,867	62,882	2,36,112	2,58,945	6,39,43
Share of Bengal	*43,814*	*85,261*	*299,184*	*785,318*	*1,849,744*	*92,906*	*90,493*	*3,64,351*	*5,81,138*	*11,48,11*
,, *Bombay*	*91,831*	*146,397*	*217,432*	*220,379*	*232,698*	*1,37,321*	*1,59,089*	*2,11,615*	*2,05,705*	*2,20,37*
,, *Sind*	*4,347*	*1,214*	*1,780*	*3,199*	*5,151*	*10,481*	*2,668*	*3,209*	*6,409*	*10,63*
,, *Madras*	*18,274*	*17,985*	*37,274*	*55,121*	*57,788*	*33,637*	*41,462*	*82,067*	*93,648*	*72,99*
,, *Burma*	*7,964*	*3,738*	*10,642*	*8,486*	*4,827*	*4,969*	*2,901*	*9,096*	*7,833*	*6,85*
TOTAL	171,730	255,496	666,192	1,082,503	1,950,208	2,79,304	2,96,504	6,70,238	8,44,633	14,57,95
Bristles (II. S)—	Cwts.	Cwts.	Cwts.	Cwts.	Cwts.					
United Kingdom (*including* Channel Islands)	2,702	3,613	4,215	3,664	4,237	13,26,450	17,15,924	23,31,063	21,84,884	28,03,17
Commonwealth of Australia	..	..	..	1	..	..	..	..	450	..
TOTAL BRITISH EMPIRE	2,702	3,613	4,215	3,665	4,237	13,26,450	17,15,924	23,31,063	21,85,334	28,03,17

(*a*) Separately recorded from 1936-37.

No. 11—*continued*

ARTICLES, AND COUNTRIES OF FINAL DESTINATION; ALSO SHARE OF EACH PROVINCE	QUANTITY					VALUE				
	1932-33	1933-34	1934-35	1935-36	1936-37	1932-33	1933-34	1934-35	1935-36	1936-37
						R	R	R	R	R
Dyestuffs (II. S)—*contd.*	Cwts.	Cwts.	Cwts.	Cwts.	Cwts.					
Germany	189	389	128	139	106	24,420	30,500	7,639	49,788	9,475
Belgium	..	..	..	110	258	..	..	..	5,410	15,039
France	..	..	63	605	717	200	..	2,750	36,835	47,455
Italy (*including* Fiume)	12	..	..	..	..	12,632	..	..	..	..
Japan	..	..	..	..	39	..	..	..	..	12,835
Other Foreign Countries	41	7	..	18	80	1,675	714	..	765	3,460
TOTAL FOREIGN COUNTRIES	242	396	191	857	1,200	38,927	31,214	10,389	92,793	88,245
Share of Bengal	*618*	*681*	*542*	*434*	*266*	*2,74,602*	*2,67,450*	*2,66,080*	*2,35,728*	*1,52,707*
,, *Bombay*	*2,160*	*3,080*	*3,547*	*3,091*	*3,933*	*10,83,235*	*14,68,816*	*20,83,327*	*19,32,577*	*26,61,572*
,, *Sind*	*166*	*278*	*317*	*997*	*1,238*	*6,950*	*10,372*	*11,825*	*59,822*	*77,145*
TOTAL	2,044	4,009	4,406	4,522	5,437	13,65,377	17,47,138	23,41,432	22,78,127	28,91,424
Building and Engineering materials, *other than* of iron, steel or wood—										
Bricks (XXI. U)—	No.	No.	No.	No.	No.					
Ceylon (*excluding* Maldives)	90,924	82,661	114,723	102,128	478,184	13,081	11,857	12,578	12,608	28,236
Other British Possessions	3,080	35,908	19,549	34,863	25,042	1,939	7,935	1,780	3,337	1,947
TOTAL BRITISH EMPIRE	94,004	118,569	134,272	136,991	503,226	15,020	19,792	14,358	15,940	30,183
Italy (*including* Fiume)	..	2,500	..	10,060	..	..	1,833	..	6,885	..
Portuguese East Africa	84,698	286,200	193,782	200	33,647	33,492	2,04,201	1,29,003	50	47,660
Other Foreign Countries	20,698	11,625	4,000	3,745	500	3,944	1,885	325	128	105
TOTAL FOREIGN COUNTRIES	114,396	300,325	197,782	14,005	37,147	37,436	2,07,919	1,29,328	7,063	47,765
Share of Bengal	*186,762*	*398,169*	*274,519*	*132,771*	*205,873*	*98,463*	*2,24,594*	*1,41,208*	*22,233*	*70,452*
,, *Bombay*	*16,048*	*16,100*	*3,000*	..	*2,500*	*3,220*	*2,922*	*420*	..	*395*
,, *Sind*	*4,250*	*4,625*	*3,000*	*3,725*	..	*354*	*195*	*105*	*128*	..
,, *Madras*	*1,340*	..	*51,475*	*14,500*	*332,000*	*419*	..	*1,953*	*652*	*7,196*
TOTAL	208,400	418,894	332,054	150,996	540,373	1,02,456	2,27,711	1,43,685	23,008	77,948
Chalk and lime (XI. E)—	Cwts.	Cwts.	Cwts.	Cwts.	Cwts.					
TOTAL BRITISH EMPIRE	181	180	187	343	280	923	1,040	702	1,623	1,557
TOTAL FOREIGN COUNTRIES	2,008	1,452	1,202	2,364	1,316	2,974	1,940	1,573	1,619	1,542
Share of Bengal	*142*	*120*	*143*	*263*	*226*	*551*	*680*	*449*	*1,210*	*1,055*
,, *Bombay*	*63*	*144*	*44*	*72*	*62*	*487*	*740*	*252*	*426*	*524*
,, *Sind*	*1,934*	*1,368*	*1,202*	*2,372*	*1,314*	*2,759*	*1,660*	*1,573*	*1,609*	*1,520*
,, *Burma*	..	..	..	..	..	..	..	*1*	..	..
TOTAL	2,189	1,632	1,389	2,707	1,602	3,897	2,980	2,275	3,242	3,099

No. 11—*continued*

ARTICLES, AND COUNTRIES OF FINAL DESTINATION; ALSO SHARE OF EACH PROVINCE	QUANTITY					VALUE				
	1932-33	1933-34	1934-35	1935-36	1936-37	1932-33	1933-34	1934-35	1935-36	1936-37
Building and Engineering materials, *other than* of iron, steel or wood— *continued*						R	R	R	R	R
Magnesite (II. B) (a)—		Cwts.	Cwts.	Cwts.	Cwts.					
United Kingdom (*including* Channel Islands)	—	47,855	58,320	61,429	71,762	—	2,83,534	2,70,524	3,08,787	3,52,33(
Commonwealth of Australia	—	470	624	540	500	—	15,515	23,490	20,525	13,80(
Other British Possessions	—	82	93	587	50	—	580	1,650	3,385	8,12(
TOTAL BRITISH EMPIRE	—	48,407	59,037	62,556	72,312	—	2,99,629	2,95,664	3,32,647	3,69,25(
Norway	—	..	..	..	2,000	—	..	..	..	9,00(
Netherlands	—	8,405	..	500	1,500	—	37,823	..	2,000	6,75(
Belgium	—	4,000	3,000	..	..	—	18,000	13,500	..	..
France	—	516	640	1,501	1,217	—	2,182	4,890	9,030	6,22(
United States of America—*Via* Atlantic Coast	—	12,000	6,500	12,200	16,000	—	52,600	28,600	63,800	69,85(
„ Pacific „	—	..	..	1,800	4,860	—	..	..	8,100	21,87(
Other Foreign Countries	—	22	143	248	1,025	—	2,550	3,485	4,260	7,64(
TOTAL FOREIGN COUNTRIES	—	24,943	10,283	16,249	26,602	—	1,20,155	50,475	86,990	1,21,33(
Share of Madras	—	*73,350*	*89,320*	*73,305*	*93,914*	—	*4,19,784*	*3,46,139*	*4,19,637*	*4,90,55(*
Tiles (III. U)—	No.	No.	No.	No.	No.					
United Kingdom (*including* Channel Islands)	50,752	..	..	..	562	6,578	..	..	..	72
Ceylon (*excluding* Maldives)	4,526,834	4,070,409	4,967,688	5,172,204	6,105,822	2,50,672	2,15,708	2,59,175	2,58,538	4,09,81(
Straits Settlements	523,264	679,837	446,672	1,965,465	3,246,204	88,233	86,524	23,953	1,00,570	1,69,26(
Federated Malay States	137,700	263,140	1,047,559	585,138	1,030,728	7,650	13,719	55,289	30,834	50,813
Zanzibar and Pemba	..	..	55,000	..	176,500	..	..	1,750	..	5,29(
Kenya Colony	241,100	182,525	..	52,500	123,230	10,928	6,725	..	1,600	5,38(
Other British Possessions	31,760	50,621	79,568	74,248	114,494	1,517	2,640	4,724	3,634	4,89(
TOTAL BRITISH EMPIRE	5,511,410	5,196,532	6,596,487	7,849,553	10,796,540	3,65,578	2,75,311	3,44,891	3,95,176	6,44,521
TOTAL FOREIGN COUNTRIES	22,454	14,738	19,925	74,662	60,190	1,415	2,514	2,162	2,934	5,204
Share of Bengal	*50,752*	..	..	..	..	*6,578*	..	..	..	..
„ *Bombay*	*396*	*11,225*	*2,427*	..	*55,961*	*167*	*2,900*	*1,380*	..	*7,458*
„ *Sind*	*700*	*14,729*	*19,425*	*6,353*	*16,166*	*85*	*3,509*	*2,082*	*337*	*821*
„ *Madras*	*5,482,046*	*5,185,311*	*6,594,560*	*7,917,357*	*10,784,603*	*3,60,183*	*2,72,416*	*3,43,591*	*3,97,273*	*6,41,446*
TOTAL	5,533,864	5,211,265	6,616,412	7,924,215	10,856,730	3,66,988	2,77,825	3,47,053	3,98,110	6,49,725
Other kinds (III. U)—	Cwts.	Cwts.	Cwts.	Cwts.	Cwts.					
United Kingdom (*including* Channel Islands)	27,915	3	102	2,850	263	1,68,124	26	2,395	38,990	1,482
Bahrein Islands	260	..	313	..	1,728	585	..	1,880	..	5,080
Ceylon (*excluding* Maldives)	3,309	3,047	4,161	11,240	4,668	6,556	6,642	11,783	25,095	13,149
Commonwealth of Australia	435	..	—	..	1	15,984	..	..	..	5
Other British Possessions	487	1,415	2,071	274	898	2,372	7,095	10,737	1,630	4,843
TOTAL BRITISH EMPIRE	32,406	4,465	6,647	14,374	7,578	1,93,621	13,764	26,795	65,715	24,559
Germany	7,100	..	2	1,362	1,454	33,650	..	20	9,527	340
Netherlands	16,500	..	..	..	..	77,250	..	..	..	..
Belgium	7,500	..	..	..	1,000	35,625	..	..	..	20,000
France	613	..	4,700	6,040	..	6,585	..	67,000	90,600	..
Italy (*including* Fiume)	..	..	600	1,500	..	..	..	12,000	20,000	..
China (*exclusive* of Hongkong and Macão)	480	10,615	5,200	4,200	122	2,205	35,330	20,800	14,175	1,356
United States of America—*Vid* Atlantic Coast	18,278	..	..	..	..	96,507	..	..	..	..
Argentine Republic (*including* the Atlantic Coast of Patagonia)	..	1,200	1,960	..	..	..	4,680	7,455	..	..
Other Foreign Countries	1,548	978	751	257	196	5,538	2,808	2,029	971	1,108
TOTAL FOREIGN COUNTRIES	52,014	12,793	13,213	13,359	2,772	2,57,355	42,818	1,09,304	1,35,273	22,804

(a) Separately recorded from 1933-34.

No. 11—*continued*

ARTICLES, AND COUNTRIES OF FINAL DESTINATION; ALSO SHARE OF EACH PROVINCE.	QUANTITY					VALUE				
	1932-33	1933-34	1934-35	1935-36	1936-37	1932-33	1933-34	1934-35	1935-36	1936-37
Building and Engineering materials, *other than* of iron, steel or wood— *concluded.*						R	R	R	R	R
***Other kinds* (*III. U*)—continued**	Cwts.	Cwts.	Cwts.	Cwts.	Cwts.					
Share of Bengal	*3,455*	*5,600*	*5,263*	*4,248*	*5,307*	*6,938*	*16,884*	*16,668*	*8,983*	*15,019*
„ *Bombay*	*1,268*	*11,599*	*8,061*	*11,152*	*2,217*	*3,019*	*38,766*	*34,107*	*32,151*	*2,868*
„ *Sind*	*518*	*157*	*764*	*15*	*304*	*1,339*	*417*	*2,583*	*36*	*1,626*
„ *Madras*	*79,189*	*1*	*5,768*	*12,318*	*2,522*	*4,39,030*	*2*	*82,581*	*1,59,369*	*20,855*
„ *Burma*	..	*1*	*4*	..	..	..	*2*	*10*	..	..
TOTAL	84,420	17,258	19,860	27,735	10,350	4,50,976	56,077	1,36,099	2,00,989	47,368
Total of Building and Engineering materials, other than of iron, steel or wood—										
United Kingdom (*including* Channel Islands)	—	—	—	—	—	1,74,697	2,85,868	2,76,810	3,49,656	3,54,286
Bahrein Islands	—	—	—	—	—	710	20	1,880	483	5,120
Ceylon (*excluding* Maldives)	—	—	—	—	—	2,71,224	2,34,258	2,33,536	2,96,857	4,50,695
Straits Settlements	—	—	—	—	—	90,576	42,245	26,194	1,05,400	1,73,854
Federated Malay States	—	—	—	—	—	8,402	13,719	55,337	30,362	50,912
Union of South Africa	—	—	—	—	—	35	..	5,145	600	1,650
Zanzibar and Pemba	—	—	—	—	—	387	360	2,495	..	6,142
Kenya Colony	—	—	—	—	—	11,595	8,222	955	2,055	7,403
Commonwealth of Australia	—	—	—	—	—	15,984	15,515	23,490	20,525	13,805
Other British Possessions	—	—	—	—	—	1,527	8,884	6,568	5,164	6,209
TOTAL BRITISH EMPIRE	—	—	—	—	—	5,75,187	6,09,536	6,82,410	8,11,102	10,70,076
Norway	—	—	—	—	—	2,425	..	..	..	9,000
Germany	—	—	—	—	—	33,650	5	20	9,537	340
Netherlands	—	—	—	—	—	77,250	37,823	..	2,000	6,750
Belgium	—	—	—	—	—	36,125	18,000	13,500	..	20,000
France	—	—	—	—	—	6,585	9,182	71,890	99,630	6,225
Italy (*including* Fiume)	—	—	—	—	—	..	2,433	12,480	26,885	..
China (*exclusive* of Hongkong and Macao)	—	—	—	—	—	2,205	35,330	21,255	14,215	1,500
Portuguese East Africa	—	—	—	—	—	33,516	2,04,201	1,29,008	680	47,690
United States of America—										
Vid Atlantic Coast	—	—	—	—	—	96,507	52,600	28,600	68,600	69,850
„ Pacific „	—	—	—	—	—	..	..	..	8,100	21,870
Argentine Republic (*including* the Atlantic Coast of Patagonia)	—	—	—	—	—	..	4,680	7,455	..	..
Other Foreign Countries	—	—	—	—	—	10,917	10,587	8,639	9,232	15,414
TOTAL FOREIGN COUNTRIES	—	—	—	—	—	3,49,180	3,74,841	2,92,842	2,33,879	1,98,645
Share of Bengal	—	—	—	—	—	*1,12,576*	*2,42,158*	*1,58,225*	*32,376*	*86,627*
„ *Bombay*	—	—	—	—	—	*7,593*	*45,327*	*36,159*	*32,574*	*18,150*
„ *Sind*	—	—	—	—	—	*4,517*	*4,681*	*6,643*	*2,600*	*3,967*
„ *Madras*	—	—	—	—	—	*7,99,632*	*6,92,209*	*7,74,214*	*9,77,431*	*11,60,077*
„ *Burma*	—	—	—	—	—	..	*2*	*11*	..	..
TOTAL	—	—	—	—	—	9,24,317	9,84,377	9,75,252	10,44,981	12,68,721
Candles of all kinds (III. U)—	Lbs.	Lbs.	Lbs.	Lbs.	Lbs.					
Ceylon (*excluding* Maldives)	492,470	664,845	492,346	567,492	660,070	1,38,508	1,86,988	1,38,468	1,59,608	1,85,646
Straits Settlements	406,267	399,117	419,312	365,055	393,109	1,14,257	1,12,602	1,17,824	1,02,669	1,10,570
Federated Malay States	113,302	152,900	147,710	116,667	69,335	31,863	43,003	41,573	32,812	19,494
British Borneo	..	36,184	53,889	74,513	60,456	..	10,178	15,114	20,936	16,999
Hongkong	1,992	1,328	442	1,548	40,555	560	373	124	435	11,377
Zanzibar and Pemba	35,625	36,493	36,535	29,756	23,168	10,300	10,268	10,278	8,330	6,229
Kenya Colony	25,512	32,122	33,870	159,051	157,366	7,174	23,229	23,831	44,769	44,474
Tanganyika Territory	..	12,843	17,499	15,101	50,430	..	3,617	4,921	4,247	14,180
Mauritius and Dependencies	217,105	160,938	80,524	148,512	29,456	61,037	45,264	22,691	40,368	8,285
Other British Possessions	25,749	16,698	5,156	14,400	19,385	10,049	4,698	1,450	4,038	5,445
TOTAL BRITISH EMPIRE	1,329,016	1,563,458	1,337,233	1,487,095	1,503,330	3,73,748	4,40,215	3,76,274	4,18,207	4,22,699

No. 11—*continued*

ARTICLES, AND COUNTRIES OF FINAL DESTINATION; ALSO SHARE OF EACH PROVINCE.	QUANTITY					VALUE				
	1932-33	1933-34	1934-35	1935-36	1936-37	1932-33	1933-34	1934-35	1935-36	1936-37
						R	R	R	R	R
Candles of all kinds (III. U)—continued	Lbs.	Lbs.	Lbs.	Lbs.	Lbs.					
Iraq	43,238	138,549	107,833	145,313	145,876	12,161	30,024	31,497	40,870	41,026
Iran	42,116	72,638	76,838	114,708	82,159	11,847	29,429	22,185	32,706	22,893
Siam	251,240	86,563	178,125	103,181	5,469	71,045	24,345	50,097	29,020	1,538
Portuguese East Africa	13,125	20,944	62,100	25,265	23,438	3,091	5,891	17,491	7,105	6,592
Other Foreign Countries	2,407	2,900	4,891	3,807	9,028	1,033	2,713	2,476	3,485	3,702
TOTAL FOREIGN COUNTRIES	353,126	321,594	429,287	392,274	265,970	1,00,877	92,402	1,23,746	1,13,186	75,751
Share of Bengal	*896*	*2,464*	*1,295*	*3,421*	*1,693*	*800*	*2,613*	*1,431*	*3,385*	*1,600*
" Bombay	*2,456*	*2,625*	*21,001*	*18,837*	*14,736*	*1,179*	*877*	*8,085*	*6,052*	*3,870*
" Sind	*4*	*412*	*90*	*50*	..	*2*	*92*	*20*	*20*	..
" Burma	*1,678,786*	*1,879,761*	*1,944,184*	*1,857,061*	*1,752,941*	*4,72,144*	*5,29,035*	*4,90,434*	*5,21,936*	*4,92,980*
TOTAL	1,682,142	1,885,052	1,766,570	1,879,369	1,769,300	4,74,125	5,32,617	5,00,020	5,31,393	4,98,450
Canes and Rattans (II. S)—	Cwts.	Cwts.	Cwts.	Cwts.	Cwts.					
TOTAL BRITISH EMPIRE	175	128	146	184	95	5,627	6,383	5,025	6,563	3,917
Egypt	6	..	230	591	354	140	..	10,900	30,469	17,800
United States of America—										
Vid Atlantic Coast	2	9	7	..	..	100	855	80	..	..
" Pacific	30	..	..	..	..	6,000	..	..	..	..
Other Foreign Countries	274	163	155	79	108	6,630	6,044	5,645	3,748	2,680
TOTAL FOREIGN COUNTRIES	312	172	452	670	462	12,870	6,899	16,625	34,207	20,570
Share of Bengal	*184*	*67*	*46*	*29*	*64*	*11,128*	*5,033*	*2,740*	*3,270*	*2,378*
" Bombay	*104*	*115*	*454*	*668*	*414*	*3,217*	*2,803*	*15,690*	*31,855*	*19,464*
" Sind	*1*	..	*8*	..	*46*	*6*	..	*70*	..	*160*
" Madras	*198*	*118*	*90*	*167*	*33*	*4,111*	*5,446*	*3,150*	*3,645*	*1,035*
" Burma	..	..	..	..	..	*35*	*3*	..	..	..
TOTAL	487	300	598	854	557	18,497	13,282	21,650	40,770	24,487
Casein (II. S)—	Cwts.	Cwts.	Cwts.	Cwts.	Cwts.					
United Kingdom (*including* Channel Islands)	5,187	3,444	44	340	700	47,833	33,028	1,060	6,600	17,000
Other British Possessions	..	..	82	19	151	..	..	2,171	450	6,362
TOTAL BRITISH EMPIRE	5,187	1,444	126	359	851	47,833	33,028	3,231	7,050	23,362
Sweden	..	..	200	..	834	..	..	4,000	..	26,500
Germany	1,901	6,705	6,739	9,569	8,724	16,900	1,21,075	1,80,760	1,85,562	2,23,852
Netherlands	594	..	787	200	185	5,500	..	15,750	4,000	7,550
Japan	..	..	..	1,114	1,583	..	..	..	23,860	39,903
United States of America—										
Vid Atlantic Coast	..	20	..	..	400	..	350	..	..	11,500
Other Foreign Countries	123	40	100	210	..	2,050	1,077	1,800	4,100	..
TOTAL FOREIGN COUNTRIES	2,618	6,765	7,826	11,093	11,726	24,450	1,22,502	1,32,310	2,17,522	3,09,305
Share of Bombay	*7,805*	*8,209*	*7,952*	*11,452*	*12,577*	*78,283*	*1,56,580*	*4,55,541*	*2,24,672*	*3,32,667*

No. 11—*continued*

ARTICLES, AND COUNTRIES OF FINAL DESTINATION; ALSO SHARE OF EACH PROVINCE	QUANTITY					VALUE				
	1932-33	1933-34	1934-35	1935-36	1936-37	1932-33	1933-34	1934-35	1935-36	1936-37
						R	R	R	R	R
Chemicals and chemical preparations (*excluding* chemical manures and medicines)—										
Potassium compounds—										
Saltpetre (III. C)—	Cwts.	Cwts.	Cwts.	Cwts.	Cwts.					
United Kingdom (*including* Channel Islands)	64,372	57,094	37,544	47,941	40,614	5,03,760	4,78,647	2,96,320	3,72,517	2,93,220
Ceylon (*excluding* Maldives)	23,582	21,108	40,409	19,794	22,211	1,37,929	1,44,372	2,59,565	1,23,640	1,10,751
Straits Settlements	3,037	4,206	4,577	4,027	5,925	42,760	57,858	65,272	53,338	55,149
Hongkong	13,008	8,308	5,238	56	1,011	1,56,205	86,406	61,732	474	7,244
Mauritius and Dependencies	48,167	38,054	70,257	71,931	84,832	3,11,407	6,79,283	5,82,108	5,35,865	5,78,508
British West India Islands (*excluding* Bahamas)	3,056	5,002	1,000	11,220	10,000	37,119	41,080	8,000	86,955	72,500
Commonwealth of Australia	670	1,680	740	964	1,250	6,789	14,124	5,950	9,131	9,513
Other British Possessions	280	248	471	664	918	5,029	3,920	5,708	6,662	10,374
TOTAL BRITISH EMPIRE	157,122	135,790	160,236	157,497	166,756	12,00,998	15,05,640	12,84,655	11,88,582	11,46,319
Netherlands	..	2,000	..	..	..	..	16,500	..	..	..
Belgium	..	..	12,000	12,000	..	..	..	88,000	96,000	..
Siam	479	..	..	..	..	11,570	..	..	..	..
Reunion	..	..	..	4,000	..	..	..	..	30,005	..
United States of America—										
Vid Atlantic Coast	1,220	..	..	..	..	9,506	..	..	..	..
Other Foreign Countries	239	322	407	287	567	4,040	4,176	5,243	5,127	6,866
TOTAL FOREIGN COUNTRIES	1,938	2,322	12,407	16,287	567	25,116	20,676	93,243	1,31,132	6,866
Share of Bengal	*113,847*	*131,154*	*126,368*	*131,854*	*143,697*	*8,58,848*	*10,11,710*	*9,76,414*	*8,76,771*	*9,36,664*
,, *Bombay*	*3,891*	*4,668*	*5,130*	*5,510*	*4,871*	*63,560*	*76,006*	*84,569*	*71,430*	*61,121*
,, *Sind*	*41,322*	*52,400*	*41,146*	*46,420*	*18,755*	*3,03,706*	*4,35,600*	*3,17,900*	*3,71,500*	*1,55,500*
,, *Madras*	..	..	*1*	..	..	..	..	*15*	*13*	..
TOTAL	159,060	188,112	172,643	178,784	167,323	12,26,114	15,26,316	13,77,898	13,19,714	11,53,185
Other sorts (III. C)—	Cwts.	Cwts.	Cwts.	Cwts.	Cwts.					
TOTAL BRITISH EMPIRE	..	..	60	..	..	..	54	425	..	..
Iraq	..	..	..	3	..	..	..	..	37	27
Share of Bengal	..	..	..	..	..	..	*54*	..	..	..
,, *Bombay*	..	..	*60*	*3*	..	..	..	*425*	*37*	*27*
TOTAL	..	..	60	3	..	..	54	425	37	27
Soda compounds—										
Borax (XIX. C)—	Cwts.	Cwts.	Cwts.	Cwts.	Cwts.					
Straits Settlements	678	468	518	576	747	13,687	7,971	6,503	7,102	9,193
Hongkong	5	379	38	16	..	100	5,145	450	180	..
Other British Possessions	10	33	47	24	127	197	603	815	415	1,765
TOTAL BRITISH EMPIRE	693	880	603	616	874	13,984	13,719	7,768	7,697	10,957
TOTAL FOREIGN COUNTRIES	56	35	4	28	31	1,245	664	102	447	624
Share of Bengal	*706*	*840*	*574*	*605*	*857*	*14,219*	*13,104*	*7,218*	*7,432*	*10,473*
,, *Bombay*	*43*	*75*	*33*	*39*	*48*	*1,010*	*1,279*	*652*	*723*	*1,109*
TOTAL	749	915	607	644	905	15,229	14,383	7,870	8,144	11,581
Other sorts (XIX. C)—	Cwts.	Cwts.	Cwts.	Cwts.	Cwts.					
TOTAL BRITISH EMPIRE	88	69	70	89	95	1,546	1,428	1,248	1,565	915
TOTAL FOREIGN COUNTRIES	147	109	134	58	4	4,999	2,722	3,720	1,008	40

No. 11—*continued*

ARTICLES, AND COUNTRIES OF FINAL DESTINATION; ALSO SHARE OF EACH PROVINCE	QUANTITY					VALUE				
	1932-33	1933-34	1934-35	1935-36	1936-37	1932-33	1933-34	1934-35	1935-36	1936-37
Chemicals and chemical preparations (*excluding* chemical manures and medicines)—*continued*						R	R	R	R	R
Soda compounds—continued										
Other sorts (*III. C*)—continued	Cwts.	Cwts.	Cwts.	Cwts.	Cwts.					
Share of Bombay	*235*	*178*	*204*	*147*	*99*	*6,545*	*4,147*	*4,968*	*2,569*	*955*
„ *Madras*	..	..	..	..	..	..	*3*	..	*11*	..
TOTAL	235	178	204	147	99	6,545	4,150	4,968	2,578	955
Magnesium compounds (*a*)—										
Magnesium chloride (*III. C*)—	Cwts.	Cwts.	Cwts.	Cwts.						
United Kingdom (*including* Channel Islands)	—	12,866	19,350	9,698	15,005	—	39,436	72,681	41,185	58,219
Other British Possessions	—	614	530	2	136	—	2,191	1,755	10	605
TOTAL BRITISH EMPIRE	—	13,480	19,880	9,700	15,231	—	41,627	74,436	41,195	58,824
Netherlands	—	6,388	4,785	4,807	7,710	—	19,430	17,545	17,230	28,960
Other Foreign Countries	—	1,731	1,986	103	4,026	—	5,677	7,906	640	12,983
TOTAL FOREIGN COUNTRIES	—	8,114	6,771	4,410	11,736	—	25,107	25,451	17,870	41,943
Share of Bombay	—	*21,594*	*26,651*	*14,110*	*26,967*	—	*66,734*	*99,887*	*59,065*	1,00,767
Other sorts	—	Cwts. ..	Cwts. ..	Cwts. ..	Cwts. ..	—	..	..	..	..
Other sorts of chemicals (*III. C*)—										
United Kingdom (*including* Channel Islands)	—	—	—	—	—	65,340	17,112	21,645	37,435	65,110
Aden and Dependencies	—	—	—	—	—	30,996	25,010	31,213	27,295	27,073
Bahrein Islands	—	—	—	—	—	739	4,627	1,704	1,077	44,790
Ceylon (*excluding* Maldives)	—	—	—	—	—	47,667	41,429	51,911	60,215	37,222
Straits Settlements	—	—	—	—	—	5,532	2,495	3,186	3,390	5,356
Kenya Colony	—	—	—	—	—	1,588	2,635	3,607	3,458	8,888
Canada—										
Vid Atlantic Coast	—	—	—	—	—	8,000	13,300	10,375	..	..
Other British Possessions	—	—	—	—	—	1,977	4,201	4,982	3,364	6,096
TOTAL BRITISH EMPIRE	—	—	—	—	—	1,56,824	1,10,809	1,28,623	1,36,234	1,94,535
Norway	—	—	—	—	—	6,218	..	..	..	..
Germany	—	—	—	—	—	2,720	..	..	32,831	1,004
Netherlands	—	—	—	—	—	28,901	..	865	18,009	72,700
Italy (*including* Fiume)	—	—	—	—	—	77,748	120	..	..	..
Native States in Arabia *other than* Maskat Territory and Trucial Oman	—	—	...	...	—	39,068	38,598	21,548	32,106	34,578
Iraq	—	—	—	—	—	2,783	1,903	2,590	1,858	11,193
Iran	—	—	—	—	—	2,136	1,263	1,295	4,664	15,146
Japan	—	—	—	—	—	1,39,998	15,461	34,635	27	..
Italian East Africa (Somaliland and Eritria)	—	—	—	—	—	3,961	5,043	4,125	6,228	..
United States of America—*Vid* Atlantic Coast	—	—	—	—	—	..	20	..	3,680	74,489
„ Pacific „	—	..	—	—	—	..	..	10	..	..
Other Foreign Countries	—	—	—	—	—	3,344	3,585	3,758	3,546	3,109
TOTAL FOREIGN COUNTRIES	—	—	—	—	—	5,11,872	60,998	68,821	1,02,949	2,17,214
Share of Bengal	—	—	—	—	—	*49,040*	*55,727*	*67,418*	*81,716*	*10,839*
„ *Bombay*	—	—	—	—	—	*1,09,965*	*15,220*	*14,237*	*55,142*	*1,45,998*
„ *Sind*	—	—	—	—	—	*74,706*	*66,075*	*55,296*	*65,356*	*60,068*
„ *Madras*	—	—	—	—	—	*2,24,986*	*22,605*	*43,046*	*25,079*	*1,69,456*
„ *Burma*	—	—	—	—	—	*22*	*2,175*	*13,583*	*11,891*	*25,389*
TOTAL	—	—	—	—	—	4,68,696	1,71,802	1,97,444	2,89,188	4,11,749

(*a*) Separately recorded from 1933-34.

No. 11—*continued*

ARTICLES, AND COUNTRIES OF FINAL DESTINATION; ALSO SHARE OF EACH PROVINCE	QUANTITY					VALUE				
	1982-83	1983-84	1984-85	1985-86	1986-87	1982-83	1983-84	1984-85	1985-86	1986-87
						R	R	R	R	R
Chemicals and chemical preparations (*excluding* chemical manures and medicines)—*concluded*										
Total of Chemicals and chemical preparations—										
United Kingdom (*including* Channel Islands)	—	—	—	—	—	5,69,100	5,85,195	3,91,071	4,51,137	4,16,549
Aden and Dependencies	—	—	—	—	—	30,996	25,010	31,388	27,415	28,578
Bahrein Islands	—	—	—	—	—	1,671	5,789	2,504	1,674	46,695
Ceylon (*excluding* Maldives)	—	—	—	—	—	1,85,716	1,86,065	3,11,821	1,84,105	1,57,548
Straits Settlements	—	—	—	—	—	61,979	68,324	74,961	63,870	69,697
Federated Malay States	—	—	—	—	—	262	1,100	2,210	3,021	5,085
Hongkong	—	—	—	—	—	1,56,305	91,651	62,182	1,174	7,294
Kenya Colony	—	—	—	—	—	2,223	3,320	4,367	4,490	9,578
Tanganyika Territory	—	—	—	—	—	4,297	2,700	3,605	3,374	5,748
Mauritius and Dependencies	—	—	—	—	—	3,11,669	6,80,075	5,84,813	5,36,478	5,79,823
British West India Islands (*excluding* Bahamas)	—	—	—	—	—	37,139	41,030	8,000	86,955	72,500
Canada—										
Vid Atlantic Coast	—	—	—	—	—	3,000	13,300	10,375	..	..
Commonwealth of Australia	—	—	—	—	—	7,158	14,884	6,425	9,801	10,033
Other British Possessions	—	—	—	—	—	1,537	4,034	3,488	1,603	2,422
TOTAL BRITISH EMPIRE	—	—	—	—	—	13,73,352	16,73,277	14,97,155	13,75,273	14,11,550
Norway	—	—	—	—	—	6,218	..	..	..	..
Germany	—	—	—	—	—	2,720	..	..	32,831	5,329
Netherlands	—	—	—	—	—	28,901	35,930	18,410	35,239	1,01,650
Belgium	—	—	—	—	—	2,840	..	89,339	96,800	1,703
Italy (*including* Fiume)	—	—	—	—	—	77,748	1,270	950	..	725
Muskat Territory and Trucial Oman	—	—	—	—	—	7,635	4,894	4,502	4,254	4,048
Other Native States in Arabia	—	—	—	—	—	41,748	36,798	24,897	35,390	37,053
Iraq	—	—	—	—	—	2,783	1,903	2,590	1,895	11,420
Iran	—	—	—	—	—	2,831	1,482	1,666	4,989	15,236
Siam	—	—	—	—	—	11,790	879	90	..	1,000
Japan	—	—	—	—	—	1,39,393	15,461	34,685	27	..
Italian East Africa (Somaliland and Eritrea)	—	—	—	—	—	3,976	5,048	4,125	6,228	..
Reunion	—	—	—	—	—	..	..	..	30,005	..
United States of America—										
Vid Atlantic Coast	—	—	—	—	—	9,506	20	..	3,680	74,489
" Pacific "	—	—	—	—	—	..	..	10	..	..
Other Foreign Countries	—	—	—	—	—	4,543	6,982	10,128	2,105	14,051
TOTAL FOREIGN COUNTRIES	—	—	—	—	—	3,43,232	1,10,162	1,91,337	2,53,443	2,66,714
Share of Bengal	—	—	—	—	—	*9,82,107*	*10,90,595*	*10,60,044*	*9,65,909*	*9,57,875*
" *Bombay*	—	—	—	—	—	*1,81,057*	*1,59,239*	*2,04,723*	*1,88,957*	*3,09,977*
" *Sind*	—	—	—	—	—	*3,78,412*	*5,03,893*	*3,76,195*	*4,36,856*	*2,15,568*
" *Madras*	—	—	—	—	—	*2,34,986*	*22,608*	*43,961*	*25,103*	*1,69,465*
" *Burma*	—	—	—	—	—	*23*	*2,175*	*13,563*	*11,397*	*25,389*
TOTAL	—	—	—	—	—	17,16,584	17,83,439	16,88,492	16,28,716	16,78,264
Coal and Coke—										
Coal (II. A)—	Tons	Tons	Tons	Tons	Tons					
United Kingdom (*including* Channel Islands)	31,520	29,892	18	..	..	3,61,129	3,18,282	95	..	..
Ceylon (*excluding* Maldives)	169,081	222,906	216,605	132,618	202,884	20,05,097	25,88,165	22,97,569	12,58,319	17,08,746
Straits Settlements	20,550	5,891	29,719	16,589	18,308	1,92,143	53,316	1,81,207	99,684	1,09,848
Federated Malay States	25	..	..	..	6,722	500	..	..	..	42,012
Hongkong	188,571	99,286	55,384	41,270	..	13,75,855	6,54,778	3,82,304	2,83,986	..
Union of South Africa	..	..	..	3,987	..	..	..	..	28,161	..
Mauritius and Dependencies	2,517	922	1,018	1,001	3,317	27,687	10 142	11,143	11,011	36,487
Commonwealth of Australia	..	..	1,856	..	..	..	..	20,416	..	..
Other British Possessions	143	74	..	..	1	3,290	1,850	..	..	28
TOTAL BRITISH EMPIRE	412,421	358,561	303,595	195,465	231,232	39,65,701	36,21,488	28,42,734	16,81,161	18,97,121

No. 11—*continued*

ARTICLES, AND COUNTRIES OF FINAL DESTINATION; ALSO SHARE OF EACH PROVINCE	QUANTITY					VALUE				
	1932-33	1933-34	1934-35	1935-36	1936-37	1932-33	1933-34	1934-35	1935-36	1939-37
						R	R	R	R	R
Coal and Coke—*continued*										
***Coal (II. A)*—continued**	Tons	Tons	Tons	Tons	Tons					
Iraq	258	220	242	524	652	7,256	5,810	5,733	11,068	13,677
Sumatra	..	..	..	..	2,726	..	..	..	..	16,356
Java	1,024	..	..	..	..	3,192	..	..	..	..
Siam	..	..	2,330	2,036	7,275	..	..	13,980	12,216	43,650
Philippines	8,278	6,242	..	..	7,533	69,224	39,012	..	..	46,244
Japan	1,249	..	..	..	..	10,002	..	..	..	..
China (*exclusive* of Hongkong and Macao)	27,520	7,869	2,495	..	..	3,00,650	51,133	15,593	..	..
Argentine Republic (*including* the Atlantic Coast of Patagonia)	1,235	..	..	..	..	3,337	..	..	..	..
Other Foreign Countries	98	2	27	..	48	1,810	69	648	..	870
TOTAL FOREIGN COUNTRIES	39,652	14,333	5,094	2,560	18,294	4,14,471	96,024	35,949	23,284	1,20,797
Share of Bengal	*451,664*	*372,598*	*303,420*	*197,501*	*248,825*	*43,67,559*	*37,09,778*	*28,72,307*	*16,93,357*	*20,03,343*
" *Bombay*	*173*	*74*	..	..	*4*	*3,930*	*1,859*	..	..	*68*
" *Sind*	*306*	*722*	*269*	*524*	*697*	*8,076*	*5,879*	*6,376*	*11,068*	*14,477*
" *Madras*	*30*	..	..	..	..	*557*	..	..	*20*	..
TOTAL	452,073	372,894	308,689	198,025	249,526	43,80,172	37,17,507	28,78,683	17,04,445	20,17,918
***Coke (XXX. U)*—**	Tons	Tons	Tons	Tons	Tons					
Ceylon (*excluding* Maldives)	397	82	519	534	520	8,143	2,026	8,443	8,549	8,400
Straits Settlements	340	342	596	282	320	7,337	6,876	11,544	5,786	4,450
Hongkong	1,176	161	1,189	543	..	17,917	3,220	16,113	6,598	..
Other British Possessions	140	168	154	305	332	3,030	3,831	3,150	4,402	4,830
TOTAL BRITISH EMPIRE	2,053	753	2,458	1,664	1,172	36,427	15,953	39,250	23,335	17,680
TOTAL FOREIGN COUNTRIES	83	74	176	195	247	2,630	1,985	4,000	4,748	5,838
Share of Bengal	*2,074*	*757*	*2,478*	*1,661*	*1,167*	*37,012*	*16,021*	*39,610*	*23,233*	*17,339*
" *Bombay*	*37*	*47*	*52*	*92*	*82*	*1,520*	*1,467*	*1,560*	*3,229*	*2,443*
" *Sind*	*5*	*23*	*104*	*45*	*170*	*116*	*450*	*2,080*	*1,545*	*3,641*
" *Madras*	..	..	..	*1*	..	..	..	..	*21*	*40*
" *Burma*	*20*	..	..	..	..	*410*	..	..	*5*	..
TOTAL	2,136	827	2,634	1,799	1,419	39,057	17,938	43,250	28,033	23,513
***Total of Coal and Coke*—**	Tons	Tons	Tons	Tons	Tons					
United Kingdom (*including* Channel Islands)	31,549	29,892	18	2	..	3,61,589	3,13,232	95	31	16
Ceylon (*excluding* Maldives)	169,478	223,078	216,124	183,152	208,404	20,13,240	25,90,191	23,06,012	12,66,868	17,17,146
Straits Settlements	20,890	5,783	30,315	16,871	18,628	1,99,480	60,192	1,92,751	1,03,470	1,14,298
Federated Malay States	102	107	129	263	7,024	2,250	2,599	2,650	3,571	46,091
Hongkong	189,747	99,447	56,573	41,813	..	13,93,772	6,57,998	3,48,417	2,90,584	..
Union of South Africa	..	..	..	3,987	..	..	..	..	28,161	..
Mauritius and Dependencies	2,517	922	1,013	1,001	3,317	27,687	10,142	11,149	11,011	36,487
Commonwealth of Australia	..	..	1,856	..	..	..	..	20,416	..	..
Other British Possessions	191	185	25	40	31	4,160	3,082	500	800	768
TOTAL BRITISH EMPIRE	414,474	359,814	306,053	197,129	282,404	40,02,128	36,37,436	28,81,984	17,04,406	19,14,801

No. 11—*continued*

ARTICLES, AND COUNTRIES OF FINAL DESTINATION; ALSO SHARE OF EACH PROVINCE	QUANTITY					VALUE				
	1932-33	1933-34	1934-35	1935-36	1936-37	1932-33	1933-34	1934-35	1935-36	1936-37
Coal and Coke—*concluded*						R	R	R	R	R
***Total of Coal and Coke*—continued**	Tons	Tons	Tons	Tons	Tons					
Iraq	305	291	407	609	899	8,081	7,680	9,543	13,893	19,510
Sumatra	..	..	..	..	2,726	..	..	..	..	16,356
Java	1,024	..	..	..	..	8,192	..	..	..	..
Siam	..	..	2,330	2,036	7,275	..	..	13,980	12,216	43,650
Philippines	8,278	6,242	10	..	7,593	60,224	39,012	150	..	40,244
Japan	1,249	..	..	..	..	10,002	..	..	..	..
China (*exclusive* of Hong-kong and Macao)	27,556	7,869	2,495	..	..	3,10,555	51,133	15,593	..	..
Argentine Republic (*including* the Atlantic Coast of Patagonia)	1,235	..	..	..	..	8,337	..	..	..	..
Other Foreign Countries	88	5	28	50	48	1,810	184	673	1,928	870
TOTAL FOREIGN COUNTRIES	30,735	14,407	5,270	2,695	18,541	4,17,101	98,009	39,949	28,032	1,26,630
Share of Bengal	*453,638*	*373,355*	*310,898*	*199,162*	*249,992*	*44,04,571*	*37,25,799*	*29,11,917*	*17,16,640*	*20,20,732*
,, *Bombay*	*210*	*121*	*52*	*92*	*56*	*5,500*	*3,317*	*1,560*	*3,229*	*2,541*
,, *Sind*	*311*	*245*	*373*	*569*	*397*	*8,191*	*6,329*	*8,456*	*12,613*	*12,118*
,, *Madras*	*30*	..	..	*1*	..	*557*	..	..	*41*	*40*
,, *Burma*	*20*	..	..	..	..	*410*	..	..	*5*	..
TOTAL	454,209	373,721	311,323	199,824	250,045	44,19,229	37,35,445	29,21,933	17,32,528	20,41,431
***Coal shipped for the use of steamers, etc., engaged in the foreign trade**—**	Tons	Tons	Tons	Tons	Tons					
Share of Bengal	*408,869*	*369,096*	*371,504*	*426,316*	*395,693*	—	—	—	—	—
,, *Bombay*	*123,842*	*123,351*	*113,324*	*104,693*	*94,290*	—	—	—	—	—
,, *Sind*	*2,482*	*5,490*	*4,861*	*7,851*	*7,848*	—	—	—	—	—
,, *Madras*	*3,448*	*1,312*	*4,316*	*2,735*	*3,418*	—	—	—	—	—
,, *Burma*	*13,982*	*6,313*	*3,307*	*5,831*	*6,305*	—	—	—	—	—
TOTAL	558,623	495,592	502,012	547,426	507,859	—	—	—	—	—
Coffee (I. I)—	Cwts.	Cwts.	Cwts.	Cwts.	Cwts.					
United Kingdom (*including* Channel Islands)	51,868	50,414	36,005	73,071	34,993	33,91,388	30,31,924	21,42,583	38,02,091	17,06,925
Bahrein Islands	284	1,132	45	116	1,066	20,641	71,813	1,913	4,005	42,775
Ceylon (*excluding* Maldives)	206	231	221	144	207	15,038	13,584	14,565	7,129	8,457
Canada—										
Vid Atlantic Coast	300	100	505	100	358	19,500	6,000	31,320	5,025	17,370
,, Pacific ,,	300	..	..	..	..	19,500	..	..	..	..
Commonwealth of Australia	5,635	4,604	5,096	5,862	6,060	3,40,162	2,57,794	3,33,901	2,79,232	2,49,956
New Zealand	851	1,252	1,234	797	1,108	52,175	70,808	68,157	36,518	46,084
Other British Possessions	24	119	90	27	16	2,232	8,271	6,142	1,822	674
TOTAL BRITISH EMPIRE	59,468	57,852	44,096	80,117	43,808	38,60,536	34,60,194	25,98,581	41,35,822	21,32,227
Sweden	447	169	75	222	500	25,375	9,495	3,750	8,713	16,420
Norway	16,819	15,178	15,393	16,721	33,962	10,96,281	8,01,200	6,99,361	7,45,662	12,75,841
Denmark	690	1,100	202	321	...	41,435	52,400	9,600	16,260	..
Germany	13,214	16,874	6,635	10,059	7,196	8,52,320	9,39,004	3,62,804	4,90,322	2,91,858
Netherlands	9,355	8,315	1,376	1,456	5,689	6,00,309	4,50,682	80,425	59,683	1,96,750
Belgium	6,966	12,309	3,137	12,677	19,997	5,50,438	6,70,885	4,27,019	6,11,179	8,09,450
France	54,381	60,188	52,995	82,804	80,745	32,19,454	31,29,273	24,90,642	35,97,187	30,90,514
Italy (*including* Fiume)	4,509	8,811	5,951	6,539	8,089	2,89,933	4,42,205	3,02,748	3,37,665	1,54,745
Turkey, Asiatic	..	..	3,563	3,297	19	..	..	1,61,237	1,40,208	469
Native States in Arabia *other than* Maskat Territory and Trucial Oman	261	99	143	..	90	15,780	6,000	8,625	..	2,969
Iraq	6,053	4,561	2,038	1,456	7,511	3,63,885	2,52,074	1,04,543	62,171	3,01,084
Egypt	..	..	..	..	261	..	16	..	..	8,450
Algeria	570	390	82	282	690	37,980	22,400	4,125	14,677	25,297

* Coal shipped for the use of steamers, etc., is not an export in the ordinary acceptation of the term, and the value thereof is, accordingly, not included in these Accounts.

No. 11—*continued*

ARTICLES, AND COUNTRIES OF FINAL DESTINATION; ALSO SHARE OF EACH PROVINCE	QUANTITY					VALUE				
	1932-33	1933-34	1934-35	1935-36	1936-37	1932-33	1933-34	1934-35	1935-36	1936-37
						R	R	R	R	R
Coffee (I. I)—*continued*	Cwts.	Cwts.	Cwts.	Cwts.	Cwts.					
United States of America—										
Vid Atlantic Coast	310	..	..	..	..	21,085	..	68	..	..
„ Pacific „	..	121	201	..	804	..	7,290	13,057	..	48,565
Other Foreign Countries	134	33	81	..	273	7,049	1,870	4,112	..	11,529
TOTAL FOREIGN COUNTRIES	113,709	128,143	96,867	135,834	166,826	71,20,824	67,85,194	46,72,111	60,83,727	62,34,550
Share of Bengal	*1*	..	..	..	*1*	*89*	..	..	*14*	*122*
„ *Bombay*	*1,365*	*1,309*	*356*	*2,168*	*4,786*	*93,144*	*84,509*	*19,538*	*90,697*	*1,64,733*
„ *Madras*	*171,811*	*134,686*	*140,577*	*213,654*	*205,842*	*1,08,88,177*	*1,01,60,579*	*72,50,106*	*1,01,22,818*	*83,01,812*
„ *Burma*	..	..	*30*	*129*	..	..	..	*1,000*	*6,000*	..
TOTAL	173,177	135,995	140,963	215,951	210,629	1,09,81,410	1,02,45,383	72,70,693	1,02,19,549	83,66,777
Coir—										
Unmanufactured (II. S)—	Tons	Tons	Tons	Tons	Tons					
United Kingdom (*including* Channel Islands)	3	..	13	21	45	295	..	2,040	3,661	7,291
Other British Possessions	19	..	1	6	16	5,095	650	405	1,841	3,032
TOTAL BRITISH EMPIRE	22	..	14	27	61	5,390	650	2,445	5,502	10,323
Belgium	3	5	3	30	22	420	660	1,400	5,870	3,656
France	..	..	..	76	24	..	..	..	11,730	3,960
Other Foreign Countries	3	1	32	48	31	987	325	5,889	8,209	5,363
TOTAL FOREIGN COUNTRIES	6	6	40	154	77	1,407	985	7,289	25,809	12,979
Share of Bengal	*1*	..	..	*1*	..	*203*	*64*	..	*120*	..
„ *Bombay*	*18*	*1*	*5*	*7*	*1*	*5,245*	*891*	*1,285*	*2,266*	*116*
„ *Sind*	..	..	..	..	..	..	..	..	*40*	..
„ *Madras*	*9*	*5*	*49*	*178*	*137*	*1,849*	*680*	*5,449*	*23,385*	*23,187*
TOTAL	28	6	54	181	138	6,797	1,635	9,734	31,811	23,303
Manufactured* (excluding *Rope*)—*Coir yarn (III. U)*—		Cwts.	Cwts.	Cwts.	Cwts.					
United Kingdom (*including* Channel Islands)	—	77,154	83,948	89,251	77,210	—	8,12,094	8,71,170	8,62,175	7,22,763
Palestine	—	..	40	525	..	—	..	400	5,250	..
Aden and Dependencies	—	278	397	530	539	—	4,004	4,417	6,500	7,061
Bahrein Islands	—	618	262	880	970	—	5,324	2,070	6,379	10,592
Ceylon (*excluding* Maldives)	—	8,251	2,763	1,114	591	—	68,261	30,660	11,291	4,715
Straits Settlements	—	1,455	1,341	1,491	1,413	—	16,128	15,368	19,656	20,594
Union of South Africa	—	10,189	8,926	9,591	4,704	—	87,241	87,535	97,562	45,621
Zanzibar and Pemba	—	312	286	424	959	—	4,159	3,623	5,170	10,369
Kenya Colony	—	523	602	1,458	1,126	—	7,386	9,386	16,710	15,353
Mauritius and Dependencies	—	684	955	765	910	—	13,698	13,347	11,842	10,489
Canada—										
Vid Atlantic Coast	—	1,785	2,440	2,928	834	—	15,930	20,625	26,811	7,925
Commonwealth of Australia	—	2,418	3,141	1,614	3,960	—	27,102	32,047	19,308	38,570
Other British Possessions	—	149	587	114	324	—	2,115	6,995	1,420	4,956
TOTAL BRITISH EMPIRE	—	103,806	105,683	110,685	93,540	—	10,65,442	10,97,592	10,90,069	9,19,008
Finland	—	1,410	4,555	3,159	4,080	—	16,380	41,455	35,127	41,812
Sweden	—	2,748	4,128	3,815	1,830	—	25,314	35,317	35,415	17,100
Norway	—	3,433	2,775	7,878	5,370	—	32,596	28,800	74,738	51,329
Poland (*including* Danzig)	—	801	1,530	396	2,010	—	7,905	14,415	3,780	34,473
Denmark	—	2,705	5,574	7,455	6,345	—	24,675	49,904	71,553	63,287
Germany	—	131,157	106,598	159,581	97,018	—	12,92,498	10,59,375	15,73,165	9,27,893

* Separately recorded from 1933-34.

No. 11—*continued*

ARTICLES, AND COUNTRIES OF FINAL DESTINATION; ALSO SHARE OF EACH PROVINCE	QUANTITY					VALUE				
	1932-33	1933-34	1934-35	1935-36	1936-37	1932-33	1933-34	1934-35	1935-36	1936-37
Coir—*continued*							R	R	R	R
Manufactures* (excluding *Rope*)—*continued		Cwts.	Cwts.	Cwts.	Cwts.					
Coir Yarn (III. U)*—*continued*.										
Netherlands	—	101,284	104,276	89,025	53,852	—	11,67,421	11,74,042	9,52,154	5,34,918
Belgium	—	73,088	56,122	54,155	54,369	—	7,41,958	5,87,090	5,60,001	5,24,546
France	—	53,272	51,628	44,022	55,693	—	5,15,333	5,28,420	4,47,818	5,39,583
Spain	—	2,349	2,490	5,715	75	—	23,983	25,140	60,940	750
Portugal (*including* Azores and Madeira)	—	10,054	14,556	26,886	13,056	—	1,89,555	1,50,937	2,68,501	1,23,933
Italy (*including* Fiume)	—	39,941	48,076	25,231	24,725	—	3,99,666	4,98,957	2,65,427	2,47,413
Roumania	—	630	1,239	1,602	1,950	—	7,560	12,391	15,990	20,230
Greece (*including* Crete)	—	651	2,284	1,998	1,884	—	7,347	22,849	20,394	18,540
Turkey, European	—	1,149	2,258	..	1,341	—	17,160	22,188	..	13,410
Turkey, Asiatic	—	..	1,855	2,562	2,780	—	..	12,360	24,341	25,264
Maskat Territory and Trucial Oman	—	843	892	1,689	1,391	—	6,788	6,822	11,759	11,463
Other Native States in Arabia	—	1,537	1,698	1,412	1,382	—	12,762	16,313	12,701	12,298
Iraq	—	2,247	3,060	4,458	7,155	—	18,507	30,388	35,081	66,048
Iran	—	51	140	221	1,060	—	396	840	1,570	9,524
Siam	—	111	815	66	7	—	2,115	10,331	919	90
French Indo-China	—	2,001	3,000	11,274	1,398	—	14,803	28,812	1,01,114	13,980
Japan	—	5,064	9,687	9,556	15,384	—	41,668	97,899	96,240	1,40,892
China (*exclusive* of Hongkong and Macao)	—	175	248	597	1,272	—	1,711	2,692	6,482	14,220
Portuguese East Africa	—	24	152	411	883	—	474	2,030	4,507	12,760
United States of America—										
Vid Atlantic Coast	—	18,326	18,492	28,505	26,027	—	1,41,612	1,53,687	2,82,892	2,59,590
„ Pacific „	—	765	3,501	420	180	—	8,850	33,648	3,570	1,020
Other Foreign Countries	—	303	497	250	720	—	4,401	5,937	2,768	7,056
TOTAL FOREIGN COUNTRIES	—	460,119	447,116	491,839	384,457	—	47,28,298	46,47,579	49,68,359	37,33,372
Share of Bengal	—	*795*	*1,668*	*786*	*911*	—	*15,813*	*20,329*	*12,212*	*10,613*
„ *Bombay*	—	*1,198*	*1,190*	*1,579*	*1,773*	—	*17,191*	*17,451*	*20,670*	*24,551*
„ *Sind*	—	*10*	*9*	*50*	*27*	—	*85*	*82*	*476*	*291*
„ *Madras*	—	*561,345*	*549,608*	*599,612*	*474,509*	—	*57,54,811*	*57,01,098*	*60,15,360*	*46,04,848*
„ *Burma*	—	*77*	*429*	*504*	*777*	—	*840*	*6,211*	*6,710*	*12,177*
TOTAL	—	563,925	552,804	602,524	477,997	—	57,98,740	57,45,171	60,58,428	46,52,380
Mats and Mattings (III. U)*—		Cwts.	Cwts.	Cwts.	Cwts.					
United Kingdom (*including* Channel Islands)	—	33,867	45,838	44,605	39,198	—	10,89,778	14,03,969	14,03,049	12,07,563
Aden and Dependencies	—	..	456	14	6	—	..	6,102	365	295
Ceylon (*excluding* Maldives)	—	16	521	292	23	—	110	16,568	7,570	792
Union of South Africa	—	347	2,033	750	530	—	13,034	48,699	27,556	23,579
Kenya Colony	—	94	38	84	144	—	2,160	1,875	1,530	5,505
Canada—										
Via Atlantic Coast	—	2	9	..	998	—	20	265	20	22,690
„ Pacific „	—	129	25	19	3	—	3,680	2,375	520	135
Commonwealth of Australia	—	2,279	3,394	2,625	2,291	—	61,228	83,048	59,268	67,576
New Zealand	—	557	2,042	885	1,125	—	18,033	54,254	25,546	31,452
Other British Possessions	—	149	236	343	168	—	6,005	7,729	9,217	7,341
TOTAL BRITISH EMPIRE	—	37,440	54,592	49,597	44,481	—	11,44,048	16,24,884	15,34,641	13,66,928
Sweden	—	94	601	687	591	—	5,040	28,823	49,950	41,885
Norway	—	..	..	62	..	—	..	..	5,040	..
Denmark	—	53	34	76	140	—	2,650	785	2,516	11,645
Netherlands	—	1,119	1,776	772	762	—	53,875	77,447	35,557	38,710
Belgium	—	..	10	166	..	—	..	600	10,410	..
Portugal (*including* Azores and Madeira)	—	18	672	24	..	—	330	6,720	510	..
Iraq	—	29	84	775	670	—	632	2,002	21,090	21,476
China (*exclusive* of Hongkong and Macao)	—	270	318	278	66	—	7,002	6,480	9,132	2,310
Egypt	—	82	19	261	48	—	2,990	447	5,972	1,650
Portuguese East Africa	—	57	59	88	281	—	3,350	2,170	5,325	5,832
United States of America—										
Vid Atlantic Coast	—	2,219	3,637	2,008	2,016	—	68,737	1,11,122	50,797	84,997
„ Pacific „	—	1,732	510	521	183	—	48,389	16,052	13,144	4,920
Other Foreign Countries	—	181	910	292	124	—	2,622	18,809	6,313	5,340
TOTAL FOREIGN COUNTRIES	—	5,849	8,630	6,000	5,437	—	1,95,117	2,71,467	2,24,756	2,18,765
Share of Bengal	—	*17*	*23*	*4*	..	—	*270*	*476*	*258*	..
„ *Bombay*	—	*129*	*254*	*207*	*371*	—	*4,037*	*7,216*	*6,177*	*13,605*
„ *Sind*	—	*11*	*8*	*3*	*21*	—	*170*	*135*	*116*	*360*
„ *Madras*	—	*43,158*	*62,918*	*55,368*	*49,501*	—	*15,34,688*	*18,87,927*	*17,52,656*	*15,70,956*
„ *Burma*	—	..	*19*	*10*	*19*	—	..	*597*	*190*	*572*
TOTAL	—	43,289	63,223	55,597	49,918	—	18,89,165	18,96,351	17,59,397	15,85,693
Other sorts (III. U)*—		Cwts.	Cwts.	Cwts.	Cwts.					
United Kingdom (*including* Channel Islands)	—	12,745	7,754	24,786	19,649	—	4,52,020	2,52,823	8,59,425	7,19,663
Union of South Africa	—	..	..	64	71	—	..	..	2,000	5,710
Commonwealth of Australia	—	164	137	279	70	—	3,602	1,381	5,054	1,882
Other British Possessions	—	229	459	227	209	—	4,927	8,606	7,458	4,840
TOTAL BRITISH EMPIRE	—	13,138	8,350	25,356	19,999	—	4,60,549	2,62,810	8,74,837	7,32,095

* Separately recorded from 1933-34.

No. 11—*continued*

ARTICLES, AND COUNTRIES OF FINAL DESTINATION; ALSO SHARE OF EACH PROVINCE	QUANTITY					VALUE				
	1932-33	1933-34	1934-35	1935-36	1936-37	1932-33	1933-34	1934-35	1935-36	1936-37
						R	R	R	R	R
Coir—*continued*		Cwts.	Cwts.	Cwts.	Cwts.					
Manufactured (excluding *Rope*)—continued										
Other sorts (III. U)*—continued										
Netherlands	—	1,194	694	276	698	—	97,360	36,785	15,500	35,570
Sumatra	—	..	..	4	52	—	..	..	200	5,200
United States of America—*Vid* Atlantic Coast	—	49	489	544	947	—	2,401	25,437	32,486	58,065
„ Pacific „	—	..	20	104	..	—	..	210	5,820	..
Other Foreign Countries	—	266	810	62	63	—	6,519	9,784	2,485	3,463
TOTAL FOREIGN COUNTRIES	—	1,509	2,013	990	1,760	—	1,06,270	72,216	56,551	1,02,898
Share of Bengal	—	*5*	*2*	*1*	*111*	—	*173*	*109*	*24*	*1,732*
„ *Bombay*	—	*67*	*155*	*37*	*45*	—	*1,331*	*4,515*	*1,120*	*1,000*
„ *Madras*	—	*14,575*	*10,206*	*26,308*	*21,601*	—	*5,65,315*	*3,30,402*	*9,30,244*	*8,31,331*
„ *Burma*	—	..	..	..	*2*	—	..	..	..	*30*
TOTAL	—	14,647	10,363	26,346	21,759	—	5,66,819	3,35,026	9,31,388	8,34,993
Total of Coir Manufactured (excluding *Rope*) (*III. U*)—	Cwts.	Cwts.	Cwts.	Cwts.	Cwts.					
United Kingdom (*including* Channel Islands)	99,600	123,760	137,540	158,642	136,052	18,87,701	23,03,892	25,27,962	31,24,649	26,49,989
Palestine	..	52	115	634	14	..	2,620	2,353	7,463	350
Aden and Dependencies	880	800	999	550	545	9,141	4,214	12,914	7,015	7,356
Bahrein Islands	220	600	266	882	975	2,099	5,404	2,150	6,394	10,837
Ceylon (*excluding* Maldives)	1,140	8,340	3,354	1,432	661	13,497	69,744	49,074	19,215	6,818
Straits Settlements	1,080	1,520	1,521	1,523	1,418	11,758	19,378	18,370	21,185	20,724
Federated Malay States	..	20	400	49	171	125	265	7,364	892	2,079
Union of South Africa	5,120	10,520	10,959	10,405	5,305	46,662	1,01,275	1,36,234	1,28,018	74,910
Zanzibar and Pemba	400	340	286	428	983	7,691	4,239	3,622	5,340	12,604
Kenya Colony	620	600	705	1,534	1,282	10,258	9,906	12,976	18,550	21,338
Mauritius and Dependencies	2,820	680	972	795	946	18,415	13,898	13,862	12,665	11,434
Canada—*Vid* Atlantic Coast	920	1,760	2,451	2,977	1,833	6,650	15,950	30,940	28,771	30,675
„ Pacific „	..	120	25	19	3	..	3,630	2,375	520	135
Commonwealth of Australia	160	4,830	6,672	4,518	6,321	1,325	91,932	1,16,476	83,625	1,28,028
New Zealand	..	720	2,042	998	1,283	..	21,442	54,254	29,623	34,092
Other British Possessions	160	148	323	257	228	2,159	2,200	4,360	5,621	6,062
TOTAL BRITISH EMPIRE	113,120	154,360	168,630	185,638	1,58,020	15,07,481	26,70,039	29,85,286	34,09,547	30,18,031
Finland	700	1,420	4,555	3,201	4,113	8,385	16,380	41,455	35,967	44,254
Sweden	2,200	2,820	4,729	4,005	2,432	23,381	30,354	64,149	55,515	59,555
Norway	3,640	3,460	2,775	7,940	5,370	35,452	32,596	28,800	79,778	51,329
Poland (*including* Danzig)	..	820	1,530	396	2,010	..	7,905	14,415	3,760	34,473
Denmark	1,760	2,760	5,608	7,532	6,485	17,323	27,625	50,689	74,096	74,882
Germany	102,120	131,480	106,612	159,591	97,921	10,61,488	12,08,228	10,59,905	15,73,955	9,28,073
Netherlands	105,000	103,720	106,746	90,073	54,812	12,08,400	13,18,146	12,88,274	10,03,271	6,09,198
Belgium	65,780	73,040	56,382	54,312	54,369	6,80,035	7,41,958	5,89,890	5,70,521	5,24,546
France	75,900	53,300	51,628	44,023	55,693	7,39,176	5,15,333	5,28,425	4,47,851	5,39,683
Spain	1,680	2,360	2,490	5,715	75	17,070	23,088	25,140	60,840	750
Portugal (*including* Azores and Madeira)	5,220	19,080	15,234	26,910	13,057	50,016	1,90,065	1,57,705	2,69,011	1,23,953
Italy (*including* Fiume)	39,240	39,960	48,173	25,364	24,725	4,03,859	3,99,916	5,01,278	2,67,887	2,47,418
Roumania	560	620	1,239	1,602	1,950	3,240	7,560	12,391	15,990	20,230
Greece (*including* Crete)	640	640	2,289	1,999	1,884	10,860	7,347	23,189	20,424	18,540
Turkey, European	360	1,160	2,253	..	1,341	5,175	17,160	22,188	..	13,410
Turkey, Asiatic	80	..	2,024	2,570	2,730	750	..	16,910	24,486	25,204
Maskat Territory and Trucial Oman	1,860	840	896	1,690	1,395	16,047	6,738	6,368	11,804	11,558
Other Native States in Arabia	3,880	1,540	2,000	1,455	1,387	27,977	12,984	20,858	13,818	12,458
Iraq	3,800	2,260	3,379	5,233	7,831	33,580	19,189	34,654	56,171	88,424
Iran	640	63	217	231	1,071	4,650	526	2,740	1,746	8,921
Sumatra	..	..	..	13	52	..	..	..	590	5,200
Siam	120	160	857	83	50	2,537	3,575	11,946	1,534	1,284
French Indo-China	..	2,000	3,000	11,274	1,398	..	14,946	28,812	1,01,114	13,980
Japan	5,560	5,060	10,017	9,556	15,354	51,320	41,668	1,01,544	96,240	1,40,392
China (*exclusive* of Hongkong and Macao)	240	440	624	876	1,342	2,013	8,718	9,864	15,589	16,001
Egypt	60	360	205	273	312	2,365	7,121	3,710	6,112	3,732
Portuguese East Africa	20	81	215	522	1,168	2,522	3,918	4,300	10,552	18,732
United States of America—*Vid* Atlantic Coast	4,680	15,530	17,618	31,057	29,590	95,317	2,12,750	2,90,246	3,74,675	4,03,252
„ Pacific „	100	2,480	4,031	1,045	313	6,120	57,239	49,920	22,584	6,540
Other Foreign Countries	20	56	393	288	524	625	1,712	6,497	3,870	8,503
TOTAL FOREIGN COUNTRIES	424,960	467,540	457,759	498,829	391,654	45,09,638	50,24,685	49,91,262	52,49,666	40,55,035

*Separately recorded from 1933-34.

No. 11—*continued*

ARTICLES, AND COUNTRIES OF FINAL DESTINATION; ALSO SHARE OF EACH PROVINCE	QUANTITY					VALUE				
	1982-83	1983-84	1984-85	1985-86	1986-87	1982-83	1983-84	1984-85	1985-86	1986-87
						R	R	R	R	R
Coir—*concluded*										
Total of Coir Manufactured (excluding Rope) (III. U) —continued	Cwts.	Cwts.	Cwts.	Cwts.	Cwts.					
Share of Bengal	*2,880*	*880*	*1,593*	*791*	*1,082*	*10,115*	*16,256*	*20,914*	*12,494*	*12,245*
,, *Bombay*	*1,400*	*1,360*	*1,599*	*1,816*	*2,189*	*26,440*	*22,559*	*29,182*	*27,967*	*40,256*
,, *Sind*	*60*	*20*	*17*	*58*	*54*	*782*	*255*	*217*	*592*	*651*
,, *Madras*	*533,660*	*619,630*	*622,732*	*681,288*	*545,611*	*59,78,326*	*76,54,814*	*79,19,427*	*87,01,260*	*70,07,135*
,, *Burma*	*80*	*80*	*448*	*514*	*798*	*1,460*	*840*	*6,808*	*6,900*	*12,779*
TOTAL	538,080	621,000	626,389	684,467	549,074	60,17,114	76,94,724	79,76,548	87,49,213	70,73,066
	Cwts.	Cwts.	Cwts.	Cwts.	Cwts.					
Total of Coir	538,640	622,020	627,469	688,067	552,434	60,28,911	76,96,359	79,86,282	87,80,524	70,96,368
	Lbs.	Lbs.	Lbs.	Lbs.	Lbs.					
Coral (II. S)	..	..	..	..	..	..	..	..	..	..
Cordage and rope of vegetable fibre (*excluding* jute and cotton) (III. U)—										
	Cwts.	Cwts.	Cwts.	Cwts.	Cwts.					
United Kingdom (*including* Channel Islands)	1,184	1,430	1,720	2,401	2,917	13,700	13,940	14,823	21,940	27,048
Aden and Dependencies	1,769	981	1,072	842	1,911	26,102	23,066	23,408	23,668	38,598
Bahrein Islands	644	164	120	830	230	5,193	1,565	960	6,385	1,840
Ceylon (*excluding* Maldives)	727	510	477	526	442	16,005	10,106	11,086	12,470	10,616
Straits Settlements	19,883	25,350	28,366	25,225	27,025	3,86,822	4,00,899	4,08,466	3,76,451	3,96,937
Federated Malay States	161	65	9	109	536	4,189	1,786	147	1,433	6,508
Hongkong	2,274	452	211	461	237	22,452	6,754	2,918	6,467	3,161
Mauritius and Dependencies	504	466	447	89	396	14,032	9,044	8,339	1,660	6,879
Other British Possessions	313	396	430	543	676	8,011	7,386	8,078	7,733	11,033
TOTAL BRITISH EMPIRE	27,459	30,814	32,852	31,026	35,270	4,96,506	4,74,552	4,76,215	4,68,207	5,02,620
Belgium	..	177	51	..	807	..	2,225	425	..	8,040
Turkey, Asiatic	56	..	3,254	721	990	1,120	..	23,548	5,047	7,825
Muskat Territory and Trucial Oman	2,802	961	2,561	2,334	2,145	27,152	8,808	21,533	16,949	17,619
Other Native States in Arabia	4,497	2,488	1,666	758	1,120	48,014	24,328	17,770	6,679	11,294
Iraq	2,220	1,927	1,449	1,381	1,085	18,482	17,262	11,878	11,156	18,110
Iran	665	131	387	801	1,418	5,085	1,512	7,185	12,219	14,035
Java	321	140	52	121	164	6,517	2,670	1,148	2,283	3,383
Celebes and other Islands	1,141	788	1,141	1,130	995	24,509	12,815	13,798	13,560	10,743
Siam	4,182	3,446	5,802	6,690	6,723	33,338	63,989	93,304	1,02,030	91,676
French Indo-China	1,620	1,639	3,143	2,906	3,065	35,863	30,619	57,187	51,987	50,835
China (*exclusive* of Hongkong and Macao)	398	411	256	189	80	10,219	9,275	4,351	3,911	1,500
Portuguese East Africa	323	28	40	45	129	7,222	650	850	600	1,505
Other Foreign Countries	217	414	318	61	483	3,619	6,019	5,307	732	5,765
TOTAL FOREIGN COUNTRIES	18,442	12,488	20,120	17,137	20,099	2,76,140	1,80,767	2,57,784	2,27,033	2,48,420
Share of Bengal	*16,266*	*18,048*	*21,945*	*19,520*	*21,733*	*3,65,829*	*3,29,652*	*3,73,341*	*3,42,803*	*3,63,932*
,, *Bombay*	*1,075*	*879*	*943*	*915*	*1,434*	*17,906*	*14,193*	*17,102*	*17,296*	*20,945*
,, *Sind*	*43*	*33*	*32*	*135*	*63*	*417*	*260*	*668*	*1,600*	*670*
,, *Madras*	*13,079*	*8,672*	*11,717*	*9,646*	*12,587*	*1,33,727*	*89,066*	*1,01,371*	*85,148*	*1,21,612*
,, *Burma*	*14,833*	*14,673*	*18,285*	*17,927*	*19,552*	*2,54,767*	*2,22,148*	*2,43,617*	*2,38,368*	*2,43,881*
TOTAL	45,901	42,302	52,972	48,163	55,369	7,72,646	6,55,319	7,35,999	6,85,240	7,51,040

No. 11—*continued*

ARTICLES, AND COUNTRIES OF FINAL DESTINATION; ALSO SHARE OF EACH PROVINCE	QUANTITY					VALUE				
	1932-33	1933-34	1934-35	1935-36	1936-37	1932-33	1933-34	1934-35	1935-36	1936-37
						R	R	R	R	R
Drugs and Medicines (*excluding* chemicals and narcotics)—										
Asafœtida (III. C)—	Cwts.	Cwts.	Cwts.	Cwts.	Cwts.					
TOTAL BRITISH EMPIRE	25	38	41	77	62	2,770	3,099	3,712	5,820	4,677
TOTAL FOREIGN COUNTRIES	..	..	1	1	2	..	50	30	40	137
Share of Bengal . .	..	..	*2*	*14*	*3*	*185*	*62*	*215*	*699*	*110*
" *Bombay* . .	..	*6*	*1*	*27*	*2*	..	*105*	*30*	*705*	*315*
" *Madras* . .	*25*	*32*	*39*	*37*	*58*	*2,585*	*2,932*	*3,497*	*3,956*	*4,439*
TOTAL .	25	38	42	78	64	2,770	3,149	3,742	5,360	4,914
Camphor (III. C)—	Lbs.	Lbs.	Lbs.	Lbs.	Lbs.					
Mauritius and Dependencies	..	7,734	1,418	328	1,909	..	13,281	2,065	560	3,150
Other British Possessions .	..	392	560	28	..	..	1,150	575	100	..
TOTAL BRITISH EMPIRE .	..	8,126	1,978	356	1,909	..	14,431	2,640	660	3,150
Share of Bengal . .	..	*8,126*	*1,978*	*356*	*1,909*	..	*14,431*	*2,640*	*640*	*3,150*
" *Madras* . .	..	..	..	..	..	..	..	..	*20*	..
TOTAL .	..	8,126	1,978	356	1,909	..	14,431	2,640	660	3,150
Cinchona bark (III. C)—	Lbs.	Lbs.	Lbs.	Lbs.	Lbs.					
United Kingdom (*including* Channel Islands) . .	6,629	94,841	141,798	14,122	2,605	1,908	29,589	42,371	3,530	789
Ceylon (*excluding* Maldives)	2,400	..	..	..	..	600	..	..	..	..
TOTAL BRITISH EMPIRE	9,029	94,841	141,798	14,122	2,605	2,508	29,589	42,371	3,530	789
Germany	..	..	..	..	20,504	..	..	..	..	7,845
France	..	..	..	9,408	29,122	..	..	..	2,646	7,392
Other Foreign Countries .	..	..	..	588	..	..	..	..	126	..
TOTAL FOREIGN COUNTRIES .	..	..	..	9,996	49,626	..	..	..	2,772	15,237
Share of Madras . .	*9,029*	*94,841*	*141,798*	*24,118*	*52,231*	*2,508*	*29,589*	*42,371*	*6,302*	*16,026*
Galangal (III. C)—	Cwts.	Cwts.	Cwts.	Cwts.	Cwts.					
TOTAL BRITISH EMPIRE	21	27	26	..	..	401	460	426	..	..
TOTAL FOREIGN COUNTRIES	284	127	97	12	7	4,444	1,761	1,490	330	120
Share of Bombay . .	*305*	*154*	*123*	*12*	*7*	*4,845*	*2,241*	*1,916*	*330*	*120*
Nuxvomica (Strychnia) (III. C)—	Cwts.	Cwts.	Cwts.	Cwts.	Cwts.					
United Kingdom (*including* Channel Islands) . .	14,467	14,086	12,141	4,482	9,750	88,664	84,719	77,706	29,658	58,189
Hongkong . . .	807	259	681	435	1,018	5,870	1,827	4,165	1,055	3,009
Commonwealth of Australia	10	910	205	5	..	450	9,410	1,450	250	..
Other British Possessions .	2	30	4	602	1,010	47	270	54	3,650	3,700
TOTAL BRITISH EMPIRE	15,286	15,295	13,031	5,524	11,778	94,581	96,226	83,465	34,613	59,898

No. 11—*continued*

ARTICLES, AND COUNTRIES OF FINAL DESTINATION; ALSO SHARE OF EACH PROVINCE	QUANTITY					VALUE				
	1932-33	1933-34	1934-35	1935-36	1936-37	1932-33	1933-34	1934-35	1935-36	1936-37
Drugs and Medicines (*excluding* chemicals and narcotics)—*continued*						R	R	R	R	R
Nux vomica (*Strychnia*) (*III. C*)—continued	Cwts.	Cwts.	Cwts.	Cwts.	Cwts.					
Germany	1,824	1,764	3,051	2,063	3,045	8,160	8,368	13,345	8,471	13,862
Netherlands	..	10,406	..	40	1,120	..	55,327	..	243	4,015
France	781	518	2,020	29	1,550	3,665	2,023	12,070	133	6,765
Japan	320	300	930	418	320	1,904	1,800	5,318	2,397	1,550
United States of America—*Vid* Atlantic Coast	1,726	30,770	42,335	8,002	14,937	8,780	1,34,873	2,24,793	45,109	69,604
,, Pacific	..	..	3,501	1,000	..	..	..	20,400	3,000	..
Other Foreign Countries	41	10	178	17	44	174	50	1,380	210	185
TOTAL FOREIGN COUNTRIES	4,692	43,768	52,010	11,569	21,025	22,033	2,02,441	2,77,306	59,563	95,931
Share of Bengal	*1,159*	*11,629*	*14,521*	*560*	*4,667*	*7,415*	*63,109*	*83,716*	*3,017*	*15,891*
,, *Bombay*	*458*	*657*	*91*	*63*	*430*	*5,687*	*9,580*	*250*	*682*	*2,598*
,, *Madras*	*18,361*	*46,872*	*50,499*	*16,480*	*27,716*	*1,04,062*	*2,25,978*	*2,76,775*	*91,477*	*1,37,819*
TOTAL	19,978	59,058	65,041	17,093	32,803	1,17,164	2,98,667	3,60,771	94,176	1,55,829
Quinine salts (*III. C*)—	Lbs.	Lbs.	Lbs.	Lbs.	Lbs.					
Ceylon (*excluding* Maldives)	..	..	15,610	12	..	..	..	1,32,719	95	..
Sumatra	..	..	..	..	2,597	..	..	..	..	12,939
Share of Bengal	..	..	..	..	*2,597*	..	..	..	..	*12,939*
,, *Madras*	..	..	*15,610*	*12*	..	..	..	*1,32,719*	*95*	..
TOTAL	..	..	15,610	12	2,597	..	..	1,32,719	95	12,939
Senna (*III. C*)—	Cwts.	Cwts.	Cwts.	Cwts.	Cwts.					
United Kingdom (*including* Channel Islands)	12,067	8,295	6,725	6,580	5,277	2,32,550	1,43,870	1,38,098	1,80,748	87,381
Ceylon (*excluding* Maldives)	112	112	208	2,291	1,121	871	1,627	1,582	31,882	19,847
Straits Settlements	441	608	217	631	1,115	5,217	5,680	2,011	7,419	8,461
Hongkong	1,482	162	..	176	..	17,161	1,182	..	3,530	..
Commonwealth of Australia	312	468	423	490	452	6,512	6,548	8,946	7,284	7,716
Other British Possessions	293	449	369	360	385	5,874	6,296	6,204	7,427	7,347
TOTAL BRITISH EMPIRE	14,707	10,089	7,942	10,528	8,350	2,68,185	1,64,703	1,56,841	1,88,290	1,30,752
Poland (*excluding* Danzig)	..	108	216	539	848	..	1,212	2,001	5,102	7,964
Germany	18,160	18,718	15,659	23,863	23,233	3,07,546	2,73,569	2,30,771	3,32,184	3,19,135
Belgium	2,593	2,603	3,793	2,301	3,464	32,402	32,261	39,070	31,272	35,455
France	8,693	6,534	6,592	9,241	11,967	1,20,584	78,949	81,398	1,13,087	1,17,152
Spain	262	470	486	566	108	1,680	4,441	4,480	5,575	1,050
Italy (*including* Fiume)	1,792	1,848	2,420	1,727	534	30,502	24,486	32,894	26,182	6,716
Japan	1,281	1,608	461	1,666	1,278	21,937	19,238	5,593	17,550	11,498
China (*exclusive* of Hongkong and Macáo)	699	1,065	717	1,605	944	7,000	10,570	7,262	14,877	9,179
Egypt	245	986	105	342	316	2,068	12,089	2,100	5,160	5,598
United States of America—*Vid* Atlantic Coast	11,584	14,019	11,712	13,037	13,721	2,73,225	3,27,117	2,53,651	2,50,451	2,40,179
,, Pacific ,,	..	..	..	79	..	..	..	..	2,200	..
Brazil	35	42	81	321	204	700	735	1,777	6,337	3,846
Argentine Republic (*including* the Atlantic Coast of Patagonia)	194	298	501	461	289	3,153	4,795	8,854	9,495	4,081
Other Foreign Countries	344	591	456	342	437	7,039	9,097	6,756	4,904	5,692
TOTAL FOREIGN COUNTRIES	45,832	49,090	43,199	56,590	57,338	8,09,386	7,98,559	6,76,607	8,24,876	7,67,540
Share of Bengal	*88*	*214*	*39*	*24*	*38*	*1,815*	*1,503*	*232*	*160*	*227*
,, *Bombay*	*1,441*	*2,261*	*885*	*1,360*	*743*	*28,473*	*29,093*	*13,793*	*22,505*	*13,912*
,, *Madras*	*59,010*	*56,704*	*50,217*	*65,734*	*64,907*	*10,47,283*	*9,26,767*	*8,19,423*	*9,90,001*	*8,84,163*
TOTAL	60,589	59,179	51,141	67,118	65,088	10,77,571	9,58,262	8,33,448	10,12,666	8,98,292
Other sorts of drugs and medicines (*III. C*)—										
United Kingdom (*including* Channel Islands)	—	—	—	—	—	19,179	36,125	74,418	89,321	1,51,115
Cyprus	—	—	—	—	—	26,578	..	..	..	..
Palestine	—	—	—	—	—	870	1,090	255	8,905	700
Aden and Dependencies	—	—	—	—	—	15,443	13,215	7,467	25,857	18,249
Bahrein Islands	—	—	—	—	—	6,326	7,919	7,535	6,916	6,866
Ceylon (*excluding* Maldives)	—	—	—	—	—	97,881	99,880	1,38,216	1,31,524	1,44,580
Straits Settlements	—	—	—	—	—	88,891	70,585	1,54,723	89,458	99,840
Federated Malay States	—	—	—	—	—	2,988	4,675	10,952	8,049	21,794
Hongkong	—	—	—	—	—	13,93,492	4,15,939	4,20,420	4,56,545	8,16,209
Union of South Africa	—	—	—	—	—	16,561	19,908	15,065	41,861	6,774
Zanzibar and Pemba	—	—	—	—	—	11,295	8,460	12,380	7,995	1,820
Kenya Colony	—	—	—	—	—	25,490	32,990	35,857	24,243	22,793
Tanganyika Territory	—	—	—	—	—	7,155	6,848	7,498	7,880	2,617

INDIAN MERCHANDISE

No. 11—*continued*

ARTICLES AND COUNTRIES OF FINAL DESTINATION; ALSO SHARE OF EACH PROVINCE	QUANTITY					VALUE				
	1932-33	1933-34	1934-35	1935-36	1936-37	1932-33	1933-34	1934-35	1935-36	1936-37
						R	R	R	R	R
Drugs and Medicines (*excluding* chemicals and narcotics)—*continued*										
Other sorts of drugs and medicines (III. O)—continued										
Canada—										
Vid Atlantic Coast	—	—	—	—	—	15,100	42,025	57,000	59,100	..
British West India Islands (*excluding* Bahamas)	—	—	—	—	—	590	15,632	15,926	17,918	19,089
Commonwealth of Australia	—	—	—	—	—	2,020	7,422	9,414	9,674	3,000
Other British Possessions	—	—	—	—	—	6,437	9,831	7,502	9,678	6,807
TOTAL BRITISH EMPIRE	—	—	—	—	—	17,35,696	7,93,089	9,74,598	9,95,419	13,16,753
Germany	—	—	—	—	—	10,951	8,058	8,860	17,451	13,077
France	—	—	—	—	—	43,621	1,27,916	72,423	2,05,642	1,34,721
Greece (*including* Crete)	—	—	—	—	—	..	500	90	17,105	664
Syria	—	—	—	—	—	2,030	2,152	2,325	5,898	250
Native States in Arabia *other than* Maskat Territory and Trucial Oman	—	—	—	—	—	12,617	8,047	7,914	10,509	11,135
Iraq	—	—	—	—	—	16,083	11,788	8,533	7,719	7,774
Iran	—	—	—	—	—	17,489	13,305	22,134	14,312	7,556
Japan	—	—	—	—	—	4,134	4,984	12,200	7,525	7,835
China (*exclusive* of Hongkong and Macáo)	—	—	—	—	—	862	42,396	15,042	29,161	21,070
Egypt	—	—	—	—	—	15,448	9,120	9,030	13,648	12,750
Portuguese East Africa	—	—	—	—	—	16,329	17,755	12,430	7,346	4,305
United States of America—										
Vid Atlantic Coast	—	—	—	—	—	33,397	22,340	12,035	79,659	88,994
,, Pacific ,,	—	—	—	—	—	..	1,960	70	108	..
Other Foreign Countries	—	—	—	—	—	11,950	10,955	15,072	13,165	15,672
TOTAL FOREIGN COUNTRIES	—	—	—	—	—	1,85,511	2,81,221	1,93,183	4,29,248	3,26,403
Share of Bengal	—	—	—	—	—	*14,44,846*	*2,62,736*	*3,27,143*	*4,75,614*	*5,24,244*
,, *Bombay*	—	—	—	—	—	*3,10,889*	*6,68,401*	*6,01,929*	*7,16,207*	*8,27,940*
,, *Sind*	—	—	—	—	—	*76,001*	*1,41,103*	*1,09,554*	*1,18,317*	*1,47,504*
,, *Madras*	—	—	—	—	—	*31,911*	*85,790*	*1,26,296*	*1,13,145*	*1,40,989*
,, *Burma*	—	—	—	—	—	*8,160*	*6,290*	*2,865*	*1,284*	*2,488*
TOTAL	—	—	—	—	—	19,21,207	10,74,310	11,67,786	14,24,607	16,43,156
Total of Drugs and Medicines (excluding *chemicals and narcotics*)—										
United Kingdom (*including* Channel Islands)	—	—	—	—	—	3,42,801	2,98,838	3,32,683	2,53,757	2,92,474
Cyprus	—	—	—	—	—	26,578	..	..	..	..
Palestine	—	—	—	—	—	870	1,510	810	8,905	875
Aden and Dependencies	—	—	—	—	—	15,460	13,215	7,467	25,892	13,269
Bahrein Islands	—	—	—	—	—	9,276	11,118	10,341	8,821	10,726
Ceylon (*excluding* Maldives)	—	—	—	—	—	1,00,122	1,03,657	3,24,973	1,68,623	1,67,783
Straits Settlements	—	—	—	—	—	95,038	77,485	1,58,487	99,653	1,10,530
Federated Malay States	—	—	—	—	—	3,403	5,012	11,862	8,392	22,359
Hongkong	—	—	—	—	—	14,16,023	4,18,048	4,24,535	4,61,875	8,19,218
Union of South Africa	—	—	—	—	—	17,092	20,720	15,590	42,248	7,186
Zanzibar and Pemba	—	—	—	—	—	11,750	8,740	13,160	8,825	1,605
Kenya Colony	—	—	—	—	—	25,840	33,855	36,068	25,538	23,618
Tanganyika Territory	—	—	—	—	—	7,895	7,053	7,603	8,067	8,002
Mauritius and Dependencies	—	—	—	—	—	3,988	17,433	4,678	2,873	5,729
Canada—										
Vid Atlantic Coast	—	—	—	—	—	15,100	43,725	57,000	59,400	2,000
British West India Islands (*excluding* Bahamas)	—	—	—	—	—	2,115	15,694	17,056	18,791	19,889
Commonwealth of Australia	—	—	—	—	—	8,982	23,380	19,810	17,208	10,716
Other British Possessions	—	—	—	—	—	2,758	6,214	4,969	8,999	4,980
TOTAL BRITISH EMPIRE	—	—	—	—	—	21,04,091	11,01,597	14,46,772	12,27,927	15,16 019

No. 11—*continued*

ARTICLES AND COUNTRIES OF FINAL DESTINATION; ALSO SHARE OF EACH PROVINCE	QUANTITY					VALUE				
	1932-33	1933-34	1934-35	1935-36	1936-37	1932-33	1933-34	1934-35	1935-36	1936-37
Drugs and Medicines (*excluding* chemicals and narcotics)—*concluded*						R	R	R	R	R
Total of Drugs and Medicines (excluding chemicals and narcotics) —continued										
Poland (*including* Danzig)	—	...	—	—	—	..	1,212	2,001	5,102	7,904
Germany	—	—	—	—	—	3,26,057	2,39,995	2,47,976	3,58,106	3,53,919
Netherlands	—	—	—	—	—	1,041	57,578	1,011	3,304	7,285
Belgium	—	—	—	—	—	32,564	32,311	43,319	33,382	35,955
France	—	—	—	—	—	1,67,820	2,03,883	1,25,891	3,21,508	2,66,030
Spain	—	—	—	—	—	1,680	4,476	4,580	5,575	1,050
Italy (*including* Fiume)	—	—	—	—	—	32,676	25,706	34,251	26,822	7,316
Greece (*including* Crete)	—	—	—	—	—	..	500	90	17,120	784
Syria	—	—	—	—	—	3,690	2,632	2,485	6,464	1,211
Native States in Arabia *other than* Maskat Territory and Trucial Oman	—	—	—	—	—	13,272	8,333	8,258	10,589	11,285
Iraq	—	—	—	—	—	17,281	12,898	9,184	8,194	8,374
Iran	—	—	—	—	—	21,821	16,995	26,020	15,164	8,362
Sumatra	—	—	—	—	—	..	..	..	..	12,929
Japan	—	—	—	—	—	27,975	26,022	23,111	27,472	20,883
China (*exclusive* of Hongkong and Macáo)	—	—	—	—	—	7,862	52,966	22,364	44,038	80,849
Egypt	—	—	—	—	—	19,266	21,209	11,130	18,858	18,478
Portuguese East Africa	—	—	—	—	—	16,519	18,015	12,430	7,401	4,417
United States of America—*Vid* Atlantic Coast	—	—	—	—	—	3,15,352	4,84,330	4,90,479	3,75,219	3,98,777
,, Pacific ,,	—	—	—	—	—	..	1,960	20,470	5,308	..
Brazil	—	—	—	—	—	700	1,435	1,777	6,337	3,846
Argentine Republic (*including* the Atlantic Coast of Patagonia)	—	—	—	—	—	3,153	4,795	8,864	9,495	4,081
Other Foreign Countries	—	—	—	—	—	12,695	11,796	13,050	10,871	14,502
TOTAL FOREIGN COUNTRIES	—	—	—	—	—	10,21,974	12,79,052	11,48,621	13,16,329	12,18,307
Share of Bengal	—	—	—	—	—	*14,54,261*	*3,41,830*	*4,13,975*	*4,79,130*	*5,56,061*
,, *Bombay*	—	—	—	—	—	*3,49,294*	*6,10,320*	*6,17,918*	*7,40,529*	*8,44,786*
,, *Sind*	—	—	—	—	—	*76,001*	*1,41,103*	*1,09,564*	*1,18,317*	*1,47,504*
,, *Madras*	—	—	—	—	—	*12,38,349*	*13,31,106*	*14,61,061*	*12,04,996*	*11,83,447*
,, *Burma*	—	—	—	—	—	*8,160*	*6,290*	*2,865*	*1,324*	*2,468*
TOTAL	—	—	—	—	—	31,26,065	23,80,649	25,95,393	25,44,256	27,34,326
Dyeing and Tanning substances—										
***Barks for tanning* (*XII. E*)—**	Cwts.	Cwts.	Cwts.	Cwts.	Cwts.					
Ceylon (*excluding* Maldives)	2,800	1,848	2,567	1,552	1,285	8,219	7,054	7,971	4,462	3,306
Other British Possessions	104	50	841	1,433	300	1,234	205	3,516	2,190	400
TOTAL BRITISH EMPIRE	2,904	1,898	3,408	2,985	1,585	9,453	7,259	11,487	6,652	3,706
TOTAL FOREIGN COUNTRIES	440	1,235	971	1,656	1,327	1,200	1,452	689	1,365	797
Share of Bengal	*544*	*1,212*	*966*	*1,640*	*1,320*	*2,434*	*1,152*	*675*	*1,125*	*760*
,, *Bombay*	..	..	*538*	..	..	..	..	*3,307*	—	..
,, *Madras*	*2,800*	*1,921*	*2,567*	*1,552*	*1,292*	*8,219*	*7,559*	*7,971*	*4,462*	*3,343*
,, *Burma*	..	..	*314*	*1,419*	*300*	..	..	*223*	*2,030*	*400*
TOTAL	3,344	3,133	4,379	4,641	2,912	10,653	8,711	12,176	8,617	4,503
***Cutch and Gambier* (*XII. E*)—**	Cwts.	Cwts.	Cwts.	Cwts.	Cwts.					
United Kingdom (*including* Channel Islands)	13,414	14,890	16,523	17,422	19,970	1,39,446	1,80,885	2,17,457	2,35,837	2,89,509
Ceylon (*excluding* Maldives)	545	508	857	693	603	8,740	9,125	18,641	11,345	11,031
Other British Possessions	430	345	604	634	796	7,813	5,057	12,895	8,261	11,856
TOTAL BRITISH EMPIRE	14,389	15,743	17,984	18,749	21,369	1,55,999	1,95,067	2,48,493	2,55,443	3,12,396

No. 11—*continued*

ARTICLES, AND COUNTRIES OF FINAL DESTINATION; ALSO SHARE OF EACH PROVINCE	QUANTITY					VALUE				
	1932-33	1933-34	1934-35	1935-36	1936-37	1932-33	1933-34	1934-35	1935-36	1936-37
Dyeing and Tanning substances—*continued*						R	R	R	R	R
Cutch and Gambier (III, E) —continued	Cwts.	Cwts.	Cwts.	Cwts.	Cwts.					
Norway	300	300	400	400	500	2,475	2,475	3,300	4,312	5,399
Germany	3,020	2,806	3,669	4,345	4,145	31,796	35,519	53,778	59,883	63,413
Netherlands	4,445	5,685	5,389	4,480	6,405	48,239	64,303	76,724	59,888	95,947
France	4,500	4,406	2,974	6,285	4,128	43,980	53,275	43,410	91,113	61,385
Japan	1,272	552	2,297	1,158	400	12,075	6,134	25,774	12,064	4,555
United States of America—										
Vid Atlantic Coast	300	1,000	1,150	1,211	1,170	2,791	9,786	14,037	12,978	15,560
Other Foreign Countries	340	745	844	1,028	447	10,157	8,919	11,136	11,848	6,205
TOTAL FOREIGN COUNTRIES	14,677	15,494	16,728	18,902	17,195	1,51,513	1,80,501	2,28,159	2,51,586	2,52,444
Share of Bengal	*3,518*	*4,078*	*5,363*	*3,391*	*5,130*	*38,058*	*47,125*	*59,498*	*39,762*	*59,295*
,, *Bombay*	*65*	*14*	*68*	*8*	*15*	*2,320*	*470*	*1,886*	*390*	*555*
,, *Madras*	*24*	*74*	*24*	*17*	*17*	*961*	*1,349*	*1,000*	*591*	*626*
,, *Burma*	*25,459*	*26,173*	*29,252*	*34,235*	*33,402*	*2,66,173*	*3,26,624*	*4,14,268*	*4,66,286*	*5,03,670*
TOTAL	29,066	31,237	34,707	37,651	38,564	3,07,512	3,75,568	4,76,652	5,07,029	5,64,840
Indigo (III. E)—	Cwts.	Cwts.	Cwts.	Cwts.	Cwts.					
United Kingdom (*including* Channel Islands)	60	110	98	98	27	9,840	19,204	19,365	22,535	4,760
Other British Possessions	15	7	17	5	20	2,050	853	2,064	733	2,850
TOTAL BRITISH EMPIRE	75	117	115	103	47	11,890	20,057	21,929	23,268	7,610
Yugoslavia (kingdom of the Serbs, Croats and Slovenes)	..	..	..	..	45	..	..	..	..	6,245
Greece (*including* Crete)	188	327	321	153	239	44,628	65,447	64,765	28,014	40,914
Japan	44	8	15	24	15	8,465	460	2,410	3,955	2,405
Egypt	13	21	24	31	107	2,735	3,919	4,242	5,129	16,519
Tunis	..	..	32	..	..	..	..	5,692	..	..
Other Foreign Countries	22	34	37	39	25	4,100	6,980	7,793	6,108	2,884
TOTAL FOREIGN COUNTRIES	267	385	429	247	431	59,928	76,806	84,902	43,206	68,967
Share of Bengal	*154*	*351*	*278*	*104*	*99*	*38,868*	*67,723*	*59,061*	*26,170*	*16,983*
,, *Bombay*	*10*	..	..	*5*	*2*	*1,110*	..	..	*324*	*45*
,, *Madras*	*178*	*151*	*266*	*241*	*377*	*31,840*	*29,140*	*47,770*	*39,980*	*59,549*
TOTAL	342	502	544	350	478	71,818	96,863	1,06,831	66,474	76,577
Myrobalans (III. E)—	Cwts.	Cwts.	Cwts.	Cwts.	Cwts.					
United Kingdom (*including* Channel Islands)	493,784	598,855	669,650	741,625	599,798	27,78,268	29,11,625	24,61,001	22,82,558	18,76,455
Ceylon (*excluding* Maldives)	596	--	75	46	..	5,027	--	175	145	..
Hongkong	1,963	1,637	2,363	1,024	1,015	5,882	7,142	6,989	3,648	2,275
Union of South Africa	1,720	1,480	1,241	1,984	1,700	10,283	8,454	5,428	9,299	6,500
Mauritius and Dependencies	7	1	450	3	3,012	40	10	2,723	12	9,996
Commonwealth of Australia	19,797	27,220	24,823	46,519	38,436	1,08,923	1,49,609	1,19,832	1,98,586	1,39,373
New Zealand	..	..	..	10,000	..	--	..	..	80,000	..
Other British Possessions	156	295	1,974	1,293	1,105	932	2,799	7,752	5,484	4,050
TOTAL BRITISH EMPIRE	518,023	628,988	700,576	802,494	645,066	29,09,855	30,79,639	26,03,901	25,29,732	20,38,549

No. 11—*continued*

ARTICLES, AND COUNTRIES OF FINAL DESTINATION; ALSO SHARE OF EACH PROVINCE	QUANTITY					VALUE				
	1932-33	1933-34	1934-35	1935-36	1936-37	1932-33	1933-34	1934-35	1935-36	1936-37
Dyeing and Tanning substances—*continued*						R	R	R	R	R
Myrobalans (III. E)—continued	Cwts.	Cwts.	Cwts.	Cwts.	Cwts.					
Sweden	700	2,200	1,100	798	..	4,400	8,395	4,500	2,990	..
Poland (*including* Danzig)	200	800	1,200	4,736	7,847	1,090	945	4,800	17,229	29,391
Germany	114,554	121,589	173,992	173,440	131,124	6,14,002	4,90,520	6,76,171	6,50,003	4 27,181
Netherlands	56,707	57,077	91,585	81,029	31,322	3,79,436	1,99,974	2,59,503	2,72,701	1,02,775
Belgium	41,288	40,482	45,418	56,003	35,920	1,90,358	1,59,612	1,48,136	1,69,752	1,00,511
France	64,563	89,326	44,552	49,223	63,017	4,00,420	4,65,688	1,99,303	1,67,059	1,80 532
Spain	14,842	11,009	5,401	10,010	2,002	87,070	65,857	32,410	60,060	8,008
Italy (*including* Fiume)	1,802	6,100	6,500	3,400	5,800	9,212	23,700	21,295	10,205	15,520
Japan	33,018	30,833	23,333	24,178	19,790	1,15,078	1,01,913	62,485	57,044	42,606
China (*exclusive* of Hongkong and Macao)	5,599	8,720	12,355	9,137	15,750	10,980	31,554	23,685	18,329	27,805
Egypt	154	595	33	533	130	1,825	4,059	220	5,491	387
United States of America—Vid Atlantic Coast	200,432	238,305	247,742	267,148	302,079	8,48,331	9,55,953	7,47,047	7,06,406	7,29,380
Other Foreign Countries	153	1,068	1,256	1,214	1,026	1,130	5,461	4,003	5,334	6,252
TOTAL FOREIGN COUNTRIES	544,017	607,711	654,967	679,844	615,807	36,63,382	25,13,541	21,53,008	21,42,653	16,70,938
Share of Bengal	*465,789*	*496,744*	*608,107*	*704,101*	*602,095*	*25,26,685*	*19,31,797*	*18,00,183*	*18,43,388*	*16,44,364*
,, *Bombay*	*547,973*	*660,317*	*614,986*	*726,642*	*607,015*	*28,46,646*	*33,95,264*	*25,66,449*	*26,87,961*	*19,30,277*
,, *Madras*	*48,278*	*79,638*	*132,451*	*52,595*	*51,763*	*1,99,406*	*2,66,119*	*4,20,277*	*1,41,036*	*1,34,841*
TOTAL	1,062,040	1,236,699	1,355,543	1,482,338	1,260,873	55,72,737	55,93,180	47,86,909	46,72,385	37,09,487
Myrobalan extracts (III. E)—	Cwts.	Cwts.	Cwts.	Cwts.	Cwts.					
United Kingdom (*including* Channel Islands)	14,199	26,804	24,950	19,692	37,696	1,53,599	2,68,078	2,49,571	1,97,263	3,70,236
Union of South Africa	900	1,502	2,480	3,032	4,097	9,801	15,035	24,816	30,343	41,015
Commonwealth of Australia	1,673	745	2,030	2,853	5,572	18,625	7,452	19,717	28,552	40,804
New Zealand	180	700	640	1,240	1,600	1,804	7,000	6,400	12,400	16,000
Other British Possessions	25	103	270	121	160	245	1,036	2,703	1 212	1,596
TOTAL BRITISH EMPIRE	16,977	29,854	30,370	26,938	49,325	1,84,074	2,98,601	3,02,707	2,69,770	4,75,051
Finland	..	..	100	600	1,000	..	..	1,000	6,000	10,000
Sweden	2,100	1,720	1,819	1,584	2,200	21,009	17,202	18,190	15,840	22,000
Poland (*including* Danzig)	..	..	..	590	647	..	..	..	5,902	6,475
Denmark	..	..	400	666	400	..	..	4,000	6,660	4,000
Germany	800	400	1,922	5,044	689	8,801	4,001	19,229	50,481	6,899
Netherlands	300	..	471	2,502	1,579	3,253	..	4,712	25,018	15,798
Belgium	..	..	987	2,535	2,728	..	..	9,866	25,357	25,500
Siam	..	..	..	705	..	..	..	..	7,000	..
Portuguese East Africa	..	102	..	..	599	..	1,022	..	..	5.997
United States of America—Vid Atlantic Coast	..	..	..	221	648	..	..	..	2,209	6,486
Other Foreign Countries	340	870	430	880	573	3,450	8,722	4,340	6,499	5,735
TOTAL FOREIGN COUNTRIES	3,540	3,092	6,129	15,327	11,063	36,513	30,947	61,337	1,50,966	1,08,890
Share of Bengal	*20,517*	*32,946*	*36,499*	*43,365*	*60,388*	*2,20,587*	*3,29,543*	*3,64,044*	*4,20,736*	*5,84,541*
Safflower (III. E) —	Cwts.	Cwts.	Cwts.	Cwts.	Cwts.					
Straits Settlements	2,680	1,833	1,864	2,049	939	66,582	41,455	30,789	45,660	12,001
Hongkong	518	854	197	730	1,261	16,657	17,950	2,455	8,084	17,428
Other British Possessions	8	..	8	..	50	120	..	93	..	1,937
TOTAL BRITISH EMPIRE	2,201	2,687	2,069	2,779	2,250	83,359	59,405	33,337	33,703	31,366

No. 11—*continued*

ARTICLES, AND COUNTRIES OF FINAL DESTINATION; ALSO SHARE OF EACH PROVINCE	QUANTITY					VALUE				
	1932-33	1933-34	1934-35	1935-36	1936-37	1932-33	1933-34	1934-35	1935-36	1936-37
Dyeing and Tanning substances—*continued*						R	R	R	R	R
Safflower (*III. E*)—continued	Cwts.	Cwts.	Cwts.	Cwts.	Cwts.					
Japan	194	333	340	128	17	6,361	7,808	3,560	1,324	412
Other Foreign Countries	156	43	114	71	95	4,666	855	1,976	795	855
TOTAL FOREIGN COUNTRIES	350	376	454	199	112	11,027	8,663	5,536	2,119	1,267
Share of Bengal	*3,551*	*3,063*	*2,523*	*2,978*	*2,362*	*94,386*	*68,068*	*38,573*	*35,822*	*32,633*
Turmeric (*III. E*)—	Cwts.	Cwts.	Cwts.	Cwts.	Cwts.					
United Kingdom (*including* Channel Islands)	6,015	6,816	5,009	10,053	4,435	78,437	79,745	48,503	88,891	41,805
Aden and Dependencies	3,662	3,292	4,108	3,548	4,288	61,139	56,321	59,306	53,814	54,850
Bahrein Islands	873	871	534	1,591	1,050	22,680	16,505	10,875	28,357	19,502
Ceylon (*excluding* Maldives)	11,983	12,413	12,252	13,489	13,679	1,43,411	1,00,866	1,06,463	1,01,179	1,04,190
Straits Settlements	6,234	11,018	9,280	7,418	7,481	84,207	1,22,188	95,334	78,903	72,171
Federated Malay States	490	266	413	546	587	5,898	3,460	4,644	5,148	5,238
Hongkong	900	4,873	1,576	813	2,432	6,556	33,649	11,044	1,953	10,823
Union of South Africa	2,589	4,021	3,481	4,023	4,435	53,427	65,730	54,773	55,356	56,535
Zanzibar and Pemba	552	521	553	671	776	14,185	12,326	10,245	9,435	11,964
Kenya Colony	815	1,062	859	1,259	1,167	20,470	20,765	15,342	17,194	18,324
Tanganyika Territory	459	435	410	558	608	10,617	8,819	7,326	7,957	10,334
Mauritius and Dependencies	2,570	1,803	2,198	2,418	2,399	41,579	28,194	31,727	32,900	31,606
British Guiana	317	589	434	773	1,041	10,449	5,905	4,840	7,110	9,729
Commonwealth of Australia	..	83	675	285	845	..	937	7,684	3,765	9,179
Other British Possessions	1,138	916	1,032	1,255	692	16,337	11,580	12,936	14,599	8,750
TOTAL BRITISH EMPIRE	39,147	48,979	42,823	48,211	45,915	5,69,382	5,66,990	4,81,134	5,06,568	4,64,949
Germany	931	1,437	1,046	1,303	848	14,674	14,736	12,090	14,124	8,283
France	7,597	8,270	6,806	6,360	7,022	1,05,260	88,459	76,749	78,493	67,372
Italy (*including* Fiume)	157	410	307	30	..	1,785	5,068	3,880	600	..
Syria	354	246	247	482	368	5,691	4,500	3,735	8,295	6,590
Maskat Territory and Trucial Oman	1,462	1,545	1,362	1,349	1,263	24,228	27,368	23,275	21,526	18,258
Other Native States in Arabia	2,324	2,119	1,414	2,428	3,961	43,113	36,678	23,331	46,526	77,100
Iraq	2,797	5,389	2,610	2,835	2,474	56,187	88,545	42,846	44,285	45,940
Iran	3,794	9,081	9,278	14,115	21,744	91,902	1,77,995	1,62,936	2,40,585	3,48,078
Egypt	962	826	1,604	1,058	693	18,302	9,947	17,986	10,809	8,001
Morocco, French Protectorate	..	1,128	2,254	500	1,287	..	13,585	28,715	7,050	17,431
„ Tangier	..	..	..	400	862	..	..	..	4,352	9,454
Portuguese East Africa	463	503	547	469	447	9,338	8,338	7,850	6,346	6,321
United States of America—										
Via Atlantic Coast	2,129	4,590	7,954	5,594	4,389	24,284	42,167	85,504	60,994	43,544
„ Pacific „	100	..	300	816	383	800	..	2,700	10,305	4,035
Other Foreign Countries	1,073	623	1,170	650	549	15,735	7,930	14,720	6,479	4,787
TOTAL FOREIGN COUNTRIES	24,143	36,162	36,894	38,384	46,310	4,11,449	5,26,266	5,06,317	5,61,369	6,65,934
Share of Bengal	*2,579*	*1,873*	*1,283*	*1,124*	*3,798*	*34,440*	*17,597*	*12,971*	*11,961*	*26,038*
„ *Bombay*	*35,947*	*45,220*	*43,703*	*48,202*	*50,488*	*6,56,336*	*7,31,394*	*6,49,480*	*7,19,460*	*7,23,957*
„ *Sind*	*208*	*96*	*285*	*90*	*403*	*3,079*	*1,488*	*3,955*	*832*	*4,921*
„ *Madras*	*23,670*	*33,099*	*32,447*	*36,121*	*34,738*	*2,80,791*	*3,09,359*	*3,07,605*	*3,29,448*	*3,02,726*
„ *Burma*	*886*	*4,853*	*1,999*	*1,057*	*2,798*	*6,185*	*33,418*	*13,540*	*6,231*	*15,289*
TOTAL	63,290	85,141	79,717	86,594	92,225	9,80,881	10,93,256	9,87,451	10,07,932	11,30,930

No. 11—*continued*

ARTICLES, AND COUNTRIES OF FINAL DESTINATION; ALSO SHARE OF EACH PROVINCE	QUANTITY					VALUE				
	1932-33	1933-34	1934-35	1935-36	1936-37	1932-33	1933-34	1934-35	1935-36	1936-37
						R	R	R	R	R
Dyeing and Tanning Substances—*continued*										
Other sorts (including *lac-dye*) (*III. E*)—	Cwts.	Cwts.	Cwts.	Cwts.	Cwts.					
United Kingdom (*including* Channel Islands)	1,911	1,838	2,625	1,149	2,390	9,528	15,955	23,136	15,677	25,870
Palestine	303	131	633	367	342	7,295	1,900	13,742	7,090	4,560
Other British Possessions	667	1,132	613	343	724	5,289	7,160	4,223	3,989	5,951
TOTAL BRITISH EMPIRE	2,886	2,601	3,871	1,859	3,456	22,112	25,015	41,101	26,756	36,381
Denmark	433	602	300	500	500	8,499	7,740	3,450	7,208	4,424
Germany	7,517	5,14 5	5,336	6,552	6,340	33,304	22,608	27,834	33,830	31,070
Netherlands	70	2,158	1,778	2,509	140	1,348	9,304	9,111	12,746	1,512
France	3,448	9,772	9,400	6,149	13,460	40,407	1,00,863	1,25,662	71,058	1,43,031
Greece (*including* Crete)	140	360	981	956	1,538	3,525	3,085	21,102	17,607	31,155
Turkey, European	2,451	1,309	1,250	..	414	54,858	26,856	26,096	..	10,950
Turkey, Asiatic	1,567	809	603	93	424	43,033	22,569	14,950	2,800	7,800
Syria	669	324	1,179	657	631	15,809	7,215	20,737	12,247	8,480
Japan	1,351	767	1,049	1,787	864	24,355	16,410	21,010	31,857	17,034
Egypt	1,417	528	1,706	661	462	23,744	10,175	29,004	10,720	8,352
Morocco French Protectorate	..	39	642	400	..	..	390	9,660	5,000	..
United States of America—										
Vid Atlantic Coast	389	3,025	1,901	878	1,074	6,645	41,982	26,395	14,120	25,344
Other Foreign Countries	586	360	1,204	369	932	6,425	4,641	12,174	6,035	13,718
TOTAL FOREIGN COUNTRIES	20,188	25,198	27,384	21,511	27,670	2,62,852	2,78,833	3,47,185	2,30,228	3,02,930
Share of Bengal	*317*	*301*	*139*	*393*	*536*	*1,620*	*1,219*	*1,751*	*2,102*	*2,916*
" *Bombay*	*9,785*	*14,269*	*17,890*	*8,779*	*18,356*	*1,80,528*	*2,09,637*	*2,89,783*	*1,80,909*	*2,36,036*
" *Sind*	*295*	*569*	*193*	*500*	*80*	*2,509*	*5,793*	*1,876*	*6,287*	*400*
" *Madras*	*12,677*	*12,660*	*13,028*	*13,698*	*12,112*	*1,00,307*	*87,199*	*94,858*	*1,27,686*	*99,608*
" *Burma*	..	..	..	..	*2*	..	..	*18*	..	*351*
TOTAL	23,074	27,799	31,255	23,370	31,135	2,84,964	3,03,848	3,88,286	2,56,984	3,39,311
Total of Dyeing and Tanning substances—	Cwts.	Cwts.	Cwts.	Cwts.	Cwts.					
United Kingdom (*including* Channel Islands)	529,486	648,318	719,221	790,039	664,535	31,70,312	34,75,492	30,21,940	28,42,761	26,08,802
Palestine	511	355	896	484	506	11,810	5,640	18,060	9,078	7,360
Aden and Dependencies	3,706	3,349	4,156	3,610	4,350	63,972	58,448	62,238	55,416	57,247
Bahrein Islands	983	871	543	1,591	1,050	23,744	16,505	11,025	23,357	19,502
Ceylon (*excluding* Maldives)	16,452	15,717	16,324	16,100	16,219	1,69,357	1,21,043	1,36,404	1,20,547	1,22,757
Straits Settlements	9,185	18,279	11,825	9,803	8,640	1,52,325	1,67,879	1,31,381	1,08,482	87,361
Federated Malay States	490	329	414	546	619	5,888	4,214	4,603	5,145	6,112
Hongkong	3,617	7,688	4,378	3,698	5,251	32,307	62,655	26,565	17,994	33,607
Union of South Africa	5,209	7,011	7,214	9,040	10,232	73,797	89,399	85,072	95,043	1,04,063
Zanzibar and Pemba	553	521	553	671	776	14,205	12,326	10,245	9,435	11,904
Kenya Colony	820	1,063	1,429	1,270	1,195	20,660	20,775	18,269	17,214	18,794
Tanganyika Territory	459	435	453	558	613	10,017	8,819	7,670	7,957	10,684
Mauritius and Dependencies	2,578	1,804	2,657	2,427	5,412	41,669	28,204	34,595	33,079	41,522
Canada—										
Vid Atlantic Coast	30	300	1,220	1,265	1,051	250	2,500	5,500	5,257	4,175
" Pacific "	..	..	..	52	..	..	..	..	420	..
British Guiana	832	592	448	779	1,044	10,748	5,945	5,076	7,162	9,783
Commonwealth of Australia	21,821	28,053	27,533	49,603	44,803	1,32,212	1,58,064	1,47,200	2,31,126	1,96,151
New Zealand	180	700	667	11,245	1,042	1,804	7,000	6,738	42,500	10,537
Fiji Islands	370	255	373	439	309	6,232	3,787	5,481	5,303	3,728
Other British Possessions	316	232	412	837	666	4,205	3,338	5,882	9,611	10,588
TOTAL BRITISH EMPIRE	597,598	730,867	801 216	904,117	769,013	39,45,624	42,52,033	37,44,089	36,51,887	33,70,605

No. 11—*continued*

ARTICLES AND COUNTRIES OF FINAL DESTINATION; ALSO SHARE OF EACH PROVINCE	QUANTITY					VALUE				
	1932-33	1933-34	1934-35	1935-36	1936-37	1932-33	1933-34	1934-35	1935-36	1936-37
						R	R	R	R	R
Dyeing and Tanning substances—*concluded*										
Total of Dyeing and Tanning substances—continued	Cwts.	Cwts.	Cwts.	Cwts.	Cwts.					
Finland	..	..	100	600	1,000	..	..	1,000	6,000	10,000
Sweden	2,965	4,070	3,004	2,607	2,380	27,022	27,237	23,710	21,499	24,311
Norway	300	900	1,100	900	600	2,475	4,995	7,170	8,712	6,396
Poland (*including* Danzig)	200	300	1,202	5,386	8,494	1,090	945	4,350	28,631	35,866
Denmark	483	602	779	1,166	900	8,499	7,740	8,450	13,868	8,424
Germany	126,822	131,413	185,965	190,700	143,146	7,02,577	5,69,884	7,89,102	8,13,661	5,36,846
Netherlands	71,522	64,920	99,478	90,570	39,446	4,32,276	2,78,078	3,52,160	3,70,958	2,16,032
Belgium	41,640	40,892	47,205	58,977	39,414	1,94,887	1,62,897	1,62,411	1,99,319	1,33,286
France	80,428	111,774	63,755	67,020	87,627	5,93,837	7,08,285	4,49,827	4,08,318	4,52,300
Spain	14,992	11,184	5,725	10,230	2,002	88,789	68,094	37,093	62,761	8,008
Italy (*including* Fiume)	2,363	7,255	7,337	3,858	5,883	14,564	38,771	30,888	18,838	18,290
Yugoslavia (Kingdom of the Serbs, Croats and Slovenes)	60	..	..	200	305	1,050	..	..	600	10,545
Greece (*including* Crete)	328	689	1,306	1,722	1,977	48,163	73,557	85,909	46,971	72,869
Turkey, European	2,465	1,312	1,357	..	414	58,038	27,466	27,956	..	10,950
Turkey, Asiatic	1,718	809	687	298	454	44,623	22,569	15,783	5,123	8,165
Syria	1,025	589	1,431	1,259	1,020	21,550	12,005	24,547	22,072	15,260
Maskat Territory and Trucial Oman	1,462	1,545	1,404	1,349	1,263	24,228	27,368	24,675	21,526	18,458
Other Native States in Arabia	2,436	2,128	1,484	2,481	3,983	44,121	36,768	24,284	47,770	77,150
Iraq	3,100	5,474	2,679	2,904	2,739	59,616	89,309	44,196	46,119	50,442
Iran	3,851	9,104	9,312	14,120	21,755	92,278	1,80,095	1,63,378	2,40,635	3,48,148
Siam	194	198	96	735	10	3,487	3,732	1,328	7,410	184
Japan	35,879	32,502	27,034	27,579	21,128	1,66,334	1,32,839	1,15,189	1,06,814	67,520
China (*exclusive* of Hongkong and Macáo)	5,640	8,754	12,974	9,383	15,834	11,610	31,919	24,734	22,506	29,006
Egypt	3,026	3,778	4,358	3,918	2,722	49,096	35,049	52,393	33,274	34,621
Tunis	20	40	232	..	38	303	570	3,756	..	578
Morocco, French Protectorate	..	1,102	2,896	900	1,288	..	13,925	38,375	12,050	17,556
,, Tangier	..	..	..	400	862	..	..	..	4,352	9,454
Portuguese East Africa	464	605	549	469	1,048	9,348	9,360	8,020	6,346	12,363
United States of America—										
Vid Atlantic Coast	203,250	246,020	258,747	275,052	310,260	8,82,051	10,50,888	8,72,983	7,96,707	8,20,314
,, Pacific ,,	100	..	300	816	383	350	..	2,700	10,305	4,635
Other Foreign Countries	891	734	1,555	471	1,549	15,727	9,129	15,772	5,457	14,231
TOTAL FOREIGN COUNTRIES	607,626	689,653	743,951	776,070	719,924	35,97,864	36,17,009	34,17,188	33,83,492	30,72,217
Share of Bengal	*496,969*	*541,466*	*655,152*	*751,996*	*675,778*	*29,57,063*	*24,64,229*	*23,27,046*	*23,81,066*	*22,68,835*
,, *Bombay*	*693,780*	*719,820*	*677,184*	*732,836*	*675,875*	*36,86,959*	*43,36,765*	*35,10,905*	*35,29,044*	*29,50,570*
,, *Sind*	*603*	*645*	*483*	*590*	*483*	*5,538*	*7,281*	*5,831*	*7,119*	*5,321*
,, *Madras*	*87,527*	*127,543*	*180,783*	*104,254*	*100,299*	*6,21,524*	*7,00,725*	*3,79,331*	*6,43,603*	*6,00,666*
,, *Burma*	*26,345*	*31,026*	*31,565*	*36,711*	*36,602*	*2,72,358*	*3,60,042*	*4,28,049*	*4,76,847*	*5,17,710*
TOTAL	1,205,224	1,420,520	1,545,167	1,680,187	1,488,937	75,43,486	78,69,042	71,61,222	70,35,379	64,42,822
Earthenware and porcelain (*including* pipes of earthenware) (III. H)—										
Aden and Dependencies	—	—	—	—	—	10,878	18,944	14,780	15,447	19,777
Bahrein Islands	—	—	—	—	—	60	..	..	30	29,070
Ceylon (*excluding* Maldives)	—	—	—	—	—	21,720	25,622	21,336	18,784	19,029
Straits Settlements	—	—	—	—	—	46,181	18,710	25,459	46,896	56,782
Hongkong	—	—	—	—	—	..	15,811	3,357	4,166	2,084
Other British Possessions	—	—	—	—	—	4,557	1,202	1,612	2,080	3,230
TOTAL BRITISH EMPIRE	—	—	—	—	—	83,396	80,289	66,494	87,403	1,29,972
TOTAL FOREIGN COUNTRIES	—	—	—	—	—	2,266	689	1,572	1,329	3,813

No. 11—*continued*

ARTICLES, AND COUNTRIES OF FINAL DESTINATION; ALSO SHARE OF EACH PROVINCE	QUANTITY					VALUE				
	1932-33	1933-34	1934-35	1935-36	1936-37	1932-33	1933-34	1934-35	1935-36	1936-37
Earthenware and Porcelain (*including* pipes of earthenware) (III. H)—*continued*						R	R	R	R	R
Share of Bengal	—	—	—	—	—	*47,339*	*36,443*	*29,181*	*52,973*	*63,125*
„ *Bombay*	—	—	—	—	—	*16,291*	*19,557*	*16,627*	*16,680*	*53,471*
„ *Sind*	—	—	—	—	—	*98*	*35*	*90*	*182*	*45*
„ *Madras*	—	—	—	—	—	*21,786*	*24,758*	*22,024*	*18,400*	*16,842*
„ *Burma*	—	—	—	—	—	*149*	*176*	*145*	*497*	*304*
TOTAL	—	—	—	—	—	85,662	80,969	68,067	88,732	1,33,785
Feathers (II. S)—										
Hongkong	Lbs. 34,592	Lbs. 32,260	Lbs. 42,416	Lbs. 26,498	Lbs. 42,238	7,745	6,959	8,077	5,804	7,089
Other British Possessions	..	..	..	..	900	..	..	..	..	270
TOTAL BRITISH EMPIRE	34,592	32,260	42,416	26,498	43,138	7,745	6,959	8,077	5,804	7,359
Share of Burma	*34,592*	*32,260*	*42,416*	*26,498*	*43,138*	*7,745*	*6,959*	*8,077*	*5,804*	*7,359*
Fibre for brushes and brooms (II. S)—	Tons	Tons	Tons	Tons	Tons					
United Kingdom (*including* Channel Islands)	1,190	1,228	1,049	1,239	1,154	4,06,588	3,98,544	3,19,879	3,76,096	3,32,847
Union of South Africa	10	8	19	19	24	3,675	770	5,194	4,486	4,866
Commonwealth of Australia	113	95	121	122	89	40,828	32,365	41,277	36,648	26,154
New Zealand	34	55	32	50	58	13,531	15,858	10,692	20,927	23,710
Other British Possessions	7	10	8	5	8	2,556	2,949	1,497	1,414	2,845
TOTAL BRITISH EMPIRE	1,354	1,391	1,224	1,435	1,333	4,76,128	4,45,486	3,78,539	4,39,571	3,90,422
Sweden	23	18	35	41	29	8,285	5,481	12,639	12,352	10,147
Norway	12	15	49	33	32	3,535	5,300	12,964	10,155	23,235
Poland (*including* Danzig)	..	10	28	34	24	..	2,985	6,560	9,939	6,834
Denmark	184	192	210	241	219	70,025	59,827	63,509	70,678	58,369
Germany	1,086	1,139	1,002	1,124	601	2,97,758	2,90,814	2,40,084	2,59,891	1,34,121
Netherlands	788	678	535	580	670	3,16,303	2,45,600	1,86,464	1,81,921	2,09,645
Belgium	1,195	1,132	1,109	1,390	1,295	4,09,975	3,44,002	2,72,910	3,63,090	2,97,409
France	232	214	199	254	290	73,078	59,960	57,874	83,832	81,453
Spain	34	60	163	184	18	10,374	13,852	38,540	23,156	3,000
Italy (*including* Fiume)	82	85	88	24	19	27,813	22,807	24,037	7,264	4,464
Greece (*including* Crete)	10	25	12	27	35	3,000	7,129	4,060	6,086	7,034
Japan	1,578	1,518	1,792	1,939	2,531	5,04,485	4,34,919	4,65,141	4,87,206	5,56,552
Egypt	12	9	9	24	..	4,240	2,945	2,628	7,764	..
United States of America—*Vid* Atlantic Coast	445	608	466	623	624	1,67,982	2,27,897	1,91,168	1,85,804	1,72,360
„ *Pacific* „	95	135	105	183	179	25,481	32,749	21,777	42,818	33,292
Other Foreign Countries	11	2	4	6	59	3 510	630	1,270	1,490	6,008
TOTAL FOREIGN COUNTRIES	5,787	5,000	5,801	6,707	6,675	19,25,795	17,56,897	15,36,620	17,53,446	16,07,828
Share of Bengal	*19*	*97*	*200*	*188*	*18*	*4,870*	*12,910*	*35,440*	*23,010*	*3,000*
„ *Madras*	*7,122*	*7,224*	*6,825*	*7,960*	*1,990*	*23,97,053*	*21,89,478*	*18,79,719*	*21,70,007*	*19,95,245*
TOTAL	7,141	7,291	7,025	8,142	8,008	24,01,923	22,02,383	19,15,159	21,93,017	19,98,245
Fish (*excluding* canned fish)—	Cwts.	Cwts.	Cwts.	Cwts.	Cwts.					
Fish, dry, unsalted (I. A)—Ceylon (*excluding* Maldives).	107,025	84,952	89,749	99,142	110,147	15,63,180	12,18,943	13,20,309	13,58,220	14,11,040
Straits Settlements	361	299	2,360	51	224	10,962	3,919	21,337	1,580	1,800
Hongkong	2,078	1,111	963	554	1 309	75,678	43,303	40,550	19,670	17,663
Union of South Africa	665	1,150	938	1,241	974	19,071	29,798	23,765	29,494	25,321
Zanzibar and Pemba	225	1	1	..	2	7,387	25	22	..	55
Mauritius and Dependencies	3,322	3,716	2,097	3,851	2,356	70,382	78,073	39,360	61,024	47,560
Other British Possessions	82	60	109	96	137	1,893	1,556	1,488	2,893	4,331
TOTAL BRITISH EMPIRE	113,758	91,389	96,221	104,935	115,149	17,48,553	13,71,816	14,46,831	14,72,881	15,07,770

No. 11—*continued*

ARTICLES AND COUNTRIES OF FINAL DESTINATION; ALSO SHARE OF EACH PROVINCE	QUANTITY					VALUE				
	1932-33	1933-34	1934-35	1935-36	1936-37	1932-33	1933-34	1934-35	1935-36	1936-37
						R	R	R	R	R
Fish (*excluding* canned fish)—*continued*										
***Fish, dry, unsalted (I. A)*—continued**	Cwts.	Cwts.	Cwts.	Cwts.	Cwts.					
Portuguese East Africa	312	868	486	836	848	8,247	17,992	11,764	20,751	19,659
Other Foreign Countries	202	89	39	10	52	5,001	2,200	1,120	875	1,030
TOTAL FOREIGN COUNTRIES	515	942	525	846	900	14,148	20,192	12,884	21,726	20,689
Share of Bengal	..	16	..	..	..	..	411	..	..	..
" *Bombay*	4,891	5,651	3,759	6,442	3,933	1,04,238	1,10,881	69,493	1,14,167	88,679
" *Sind*	1,785	1,291	1,652	886	816	17,432	55,710	58,330	27,372	24,430
" *Madras*	105,667	84,465	89,138	98,172	109,877	15,40,582	12,12,374	13,14,799	13,49,051	14,08,263
" *Burma*	1,930	908	2,197	281	1,423	40,354	12,332	19,093	3,417	10,087
TOTAL	114,273	92,331	96,746	105,781	116,049	17,62,706	13,91,708	14,59,715	14,94,007	15,28,459
***Fish, dry, salted (I. A)*—**	Cwts.	Cwts.	Cwts.	Cwts.	Cwts.					
Ceylon (*excluding* Maldives)	92,384	125,250	134,700	146,316	151,783	19,35,428	23,21,214	22,62,792	23,93,342	23,21,410
Straits Settlements	357	973	1,164	739	832	9,415	14,516	20,379	15,532	18,723
Other British Possessions	197	45	45	42	18	4,367	985	1,240	764	348
TOTAL BRITISH EMPIRE	92,938	126,268	135,909	147,097	152,633	19,49,210	23,36,715	23,04,411	24,09,638	23,40,481
TOTAL FOREIGN COUNTRIES	56	92	40	67	3	1,088	2,164	1,255	2,101	67
Share of Bengal	46	33	42	57	25	1,685	952	1,625	1,499	580
" *Bombay*	111	225	49	219	..	1,975	3,665	1,220	3,162	..
" *Sind*	29,252	33,742	32,158	32,561	35,354	7,41,457	8,40,100	7,93,014	8,17,368	8,04,394
" *Madras*	63,200	91,403	102,563	113,619	115,960	11,95,960	14,82,015	14,90,183	15,74,503	15,17,237
" *Burma*	386	957	1,137	708	797	9,271	12,947	19,784	15,257	17,847
TOTAL	92,994	126,360	135,949	147,164	152,636	19,50,248	23,38,879	23,05,666	24,11,789	23,40,548
***Fishmaws and sharkfins (I. A)*—**	Cwts.	Cwts.	Cwts.	Cwts.	Cwts.					
United Kingdom (*including* Channel Islands)	1,018	1,366	956	1,102	1,341	1,32,588	1,76,194	1,20,814	1,29,397	1,48,527
Ceylon (*excluding* Maldives)	96	209	482	..	..	3,660	9,290	22,010	..	..
Straits Settlements	2,080	2,001	2,019	1,969	2,058	1,58,112	1,38,305	1,09,842	1,36,641	1,45,015
Hongkong	3,990	3,727	3,851	3,196	3,261	4,99,289	3,65,368	3,43,750	3,20,604	2,91,794
Other British Possessions	20	15	33	..	13	1,640	1,280	1,685	..	570
TOTAL BRITISH EMPIRE	7,204	7,318	7,341	6,267	6,673	7,90,289	6,90,432	5,97,601	5,86,642	5,86,500
TOTAL FOREIGN COUNTRIES	1	13	29	77	36	150	700	2,584	2,595	4,699
Share of Bengal	72	134	52	116	115	5,960	9,240	4,421	12,876	9,830
" *Orissa*	..	..	..	..	11	..	..	..	..	1,243
" *Bombay*	2,024	1,406	1,662	1,893	1,404	3,02,095	2,17,035	1,88,498	2,16,042	1,60,092
" *Sind*	1,764	1,783	1,516	1,201	1,245	2,41,606	1,89,425	1,95,190	1,42,875	1,63,241
" *Madras*	1,469	1,660	1,755	1,130	1,471	1,17,294	1,32,480	1,10,820	95,236	1,18,302
" *Burma*	1,936	2,348	2,386	1,964	2,463	1,23,644	1,42,952	1,01,046	1,37,210	1,38,498
TOTAL	7,205	7,331	7,370	6,344	6,709	7,90,439	6,91,132	6,00,185	5,80,237	5,91,205

No. 11—*continued*

ARTICLES, AND COUNTRIES OF FINAL DESTINATION; ALSO SHARE OF EACH PROVINCE	QUANTITY					VALUE				
	1932-33	1933-34	1934-35	1935-36	1936-37	1932-33	1933-34	1934-35	1935-36	1936-37
						R	R	R	R	R
Fish (*excluding* canned Fish)—*concluded*										
***Fish, wet, salted* (ngapi) (*I. A*)—**	Cwts.	Cwts.	Cwts.	Cwts.	Cwts.					
Ceylon (*excluding* Maldives)	6,720	10,261	11,020	8,056	4,160	67,200	65,406	88,948	63,616	32,992
Other British Possessions	..	..	7	139	205	..	..	75	1,111	2,580
TOTAL BRITISH EMPIRE	6,720	10,261	11,027	8,195	4,365	67,200	65,406	89,023	64,727	35,572
Share of Madras	*6,720*	*10,261*	*11,020*	*8,056*	*4,160*	*67,200*	*65,406*	*88,948*	*63,616*	*32,992*
" *Burma*	..	..	*7*	*139*	*205*	..	..	*75*	*1,111*	*2,580*
TOTAL	6,720	10,261	11,027	8,195	4,365	67,200	65,406	89,023	64,727	35,572
***Total of Fish* (excluding *canned fish*)—**	Cwts.	Cwts.	Cwts.	Cwts.	Cwts.					
United Kingdom (*including* Channel Islands)	1,030	1,402	972	1,197	1,455	1,32,883	1,77,094	1,21,404	1,32,197	1,52,303
Ceylon (*excluding* Maldives)	206,225	220,672	235,951	253,514	266,090	35,69,468	36,14,853	37,14,059	38,15,178	37,65,442
Straits Settlements	2,798	3,373	5,559	2,897	3,319	1,73,489	1,56,740	1,51,133	1,54,602	1,68,718
Hongkong	6,139	4,840	4,814	3,751	4,576	5,76,747	4,08,691	3,84,300	3,40,299	3,09,529
Union of South Africa	668	1,157	958	1,241	974	19,371	29,998	24,515	29,404	25,321
Zanzibar and Pemba	231	1	1	..	2	7,727	25	22	..	55
Mauritius and Dependencies	3,417	3,717	2,098	3,851	2,356	72,119	74,005	39,510	61,024	47,560
Other British Possessions	112	74	145	43	48	3,453	2,663	2,923	844	1,401
TOTAL BRITISH EMPIRE	220,620	235,236	250,498	266,494	278,820	45,55,257	44,64,069	44,37,866	45,33,938	44,80,329
Portuguese East Africa	313	918	506	866	848	8,247	19,872	12,334	21,801	19,659
Other Foreign Countries	259	129	88	124	91	7,089	3,184	4,389	4,021	5,796
TOTAL FOREIGN COUNTRIES	572	1,047	594	990	939	15,336	23,056	16,723	25,822	15,455
Share of Bengal	*117*	*183*	*95*	*218*	*140*	*7,485*	*17,603*	*6,146*	*14,374*	*10,410*
" *Orissa*	..	..	..	..	*11*	..	..	..	..	*1,242*
" *Bombay*	*7,026*	*7,282*	*5,470*	*8,554*	*5,337*	*4,08,408*	*3,30,781*	*2,59,211*	*3,33,371*	*2,45,771*
" *Sind*	*32,801*	*36,816*	*35,326*	*34,648*	*37,915*	*10,60,496*	*10,85,235*	*10,44,534*	*9,87,615*	*9,01,965*
" *Madras*	*176,996*	*187,789*	*204,475*	*220,977*	*231,468*	*29,21,036*	*28,92,275*	*30,04,760*	*30,82,405*	*30,77,314*
" *Burma*	*4,252*	*4,213*	*5,726*	*3,092*	*4,888*	*1,73,169*	*1,68,231*	*1,39,938*	*1,41,996*	*1,69,019*
TOTAL	221,192	236,283	251,092	267,484	279,759	45,70,593	44,87,125	44,54,589	45,59,760	44,95,784
Fodder, Bran and Pollards (*excluding* oilcake)—										
***Rice bran* (*II. C*)—**	Tons	Tons	Tons	Tons	Tons					
United Kingdom (*including* Channel Islands)	177,702	218,592	246,712	215,929	240,240	58,66,044	37,56 872	64,82,037	59,63,135	84,16,903
Irish Free State*	—	..	348	..	401	—	..	5,198	..	14,843
Ceylon (*excluding* Maldives)	2,083	2,415	2,926	2,886	2,208	69,498	62,154	73,558	70,358	57,720
Straits Settlements	7,373	15,447	11,545	15,824	11,960	1,50,915	2,54,993	2,40,597	4,20,694	3,76,795
Federated Malay States	1,287	5,850	2,851	11,594	5,242	38,562	94,675	49,139	3,45,675	1,80,381
Hongkong	797	1,093	249	203	..	19,662	15,700	3,854	5,094	..
Other British Possessions	20	10	15	40	14	496	125	370	1,206	604
TOTAL BRITISH EMPIRE	189,262	243,407	264,640	246,476	266,074	56,51,177	41,84,519	68,55,653	68,24,162	90,47,255

* Separately shown from 1933-34.

No. 11—*continued*

ARTICLES, AND COUNTRIES OF FINAL DESTINATION; ALSO SHARE OF EACH PROVINCE	QUANTITY					VALUE				
	1932-33	1933-34	1934-35	1935-36	1936-37	1932-33	1933-34	1934-35	1935-36	1936-37
						R	R	R	R	R
Fodder, Bran, and Pollards (*excluding* oilcake)—*continued*	Tons	Tons	Tons	Tons	Tons					
Rice bran (II. C)—continued										
Sweden	..	502	..	..	..	..	6,875	..	..	..
Norway	2,699	682	452	2,008	2,509	87,401	9,319	12,616	56,932	1,00,176
Germany	20,867	1,056	3,251	..	50	6,67,416	14,637	89,056	..	1,737
Netherlands	2,329	150	818	351	401	90,619	2,211	20,374	7,790	16,040
Belgium	400	857	600	2,107	501	8,845	11,316	10,040	61,610	20,209
Other Foreign Countries	241	14	84	8	..	7,886	250	1,209	200	8
TOTAL FOREIGN COUNTRIES	27,036	3,260	5,205	4,474	3,461	8,62,187	44,608	1,33,295	1,26,532	1,39,079
Share of Bengal	*534*	*179*	*273*	*243*	*71*	*11,026*	*3,693*	*3,352*	*9,394*	*3,638*
,, *Bombay*	*34*	..	..	..	*1*	*5,072*	..	..	..	*109*
,, *Madras*	*1,205*	*1,519*	*3,076*	*1,769*	*1 783*	*45,384*	*44,080*	*51,769*	*44,367*	*41,998*
,, *Burma*	*214,475*	*244,969*	*267,496*	*248,948*	*252 680*	*64,51,862*	*41,81,454*	*69,33,827*	*68,97,073*	*91,49,701*
TOTAL	216,298	246,667	269,845	250,950	269,535	65,13,344	42,29,127	69,88,948	69,50,834	91,86,325
Other sorts of bran and pollards (II. C)—	Tons	Tons	Tons	Tons	Tons					
United Kingdom (*including* Channel Islands)	296	396	3,359	1	462	31,680	35,924	3,14,893	137	13,875
Aden and Dependencies	409	403	683	666	657	29,058	28,235	45,448	49,228	45,903
Bahrein Islands	143	205	92	99	87	9,575	14,050	5,962	5,980	4,575
Ceylon (*excluding* Maldives)	4,977	4,718	5,147	4,933	5,313	3,57,721	2,91,025	2,99,566	2,79,978	2,60,173
Straits Settlements	138	187	1,361	956	409	8,481	10,498	28,145	31,746	28,830
Somaliland Protectorate	68	..	..	..	..	6,600	..	..	..	..
Mauritius and Dependencies	334	614	409	164	486	18,241	28,819	18,673	8,405	24,487
Other British Possessions	10	10	48	90	8	1,253	1,137	1,756	2,124	756
TOTAL BRITISH EMPIRE	6,477	6,533	11,099	6,909	7,422	4,61,609	4,09,688	7,14,443	3,77,598	3,78,599
Germany	150	..	1	..	..	5,150	..	60	12	..
Muskat Territory and Trucial Oman	105	111	119	91	105	5,871	7,160	6,446	5,044	5,454
Other Foreign Countries	20	30	109	27	19	1,600	2,377	5,607	1,812	1,495
TOTAL FOREIGN COUNTRIES	275	141	229	118	124	12,621	9,537	12,103	6,868	6,949
Share of Bengal	*1,442*	*1,932*	*1,692*	*1,423*	*2,923*	*90,597*	*93,721*	*78,990*	*68,623*	*1,33,338*
,, *Bombay*	*468*	*191*	*132*	*80*	*49*	*46,432*	*16,725*	*10,343*	*6,497*	*5,255*
,, *Sind*	*3,042*	*2,535*	*6,228*	*2,027*	*1,454*	*2,04,144*	*1,72,278*	*4,36,995*	*1,36,056*	*96,655*
,, *Madras*	*1,693*	*1,834*	*1,357*	*2,160*	*2,734*	*1,28,333*	*1,26,617*	*1,21,223*	*1,40,967*	*1,23,058*
,, *Burma*	*113*	*188*	*1,419*	*1,057*	*396*	*5,724*	*9,979*	*28,991*	*33,323*	*27,244*
TOTAL	6,752	6,674	11,828	7,027	7,546	4,75,230	4,19,220	7,26,546	3,84,466	3,85,548
Rice meal and dust (II. C) (a)—		Tons	Tons	Tons						
United Kingdom (*including* Channel Islands)	—	557	6	..	—	—	11,119	286	..	—
Straits Settlements	—	..	..	..	—	—	..	50	..	—
TOTAL BRITISH EMPIRE	—	557	6	..	—	—	11,119	286	..	—
TOTAL FOREIGN COUNTRIES	—	102	..	..	—	—	1,600	..	..	—
Share of Bengal	—	*7*	*5*	..	—	—	*227*	*136*	..	—
,, *Bombay*	—	..	..	..	—	—	..	*50*	..	—
,, *Burma*	—	*652*	*1*	..	—	—	*12,492*	*100*	..	—
TOTAL	—	659	6	..	—	—	12,719	286	..	—

(a) Separately recorded from 1933-34 and discontinued from 1936-37.

No. 11—*continued*

ARTICLES, AND COUNTRIES OF FINAL DESTINATION; ALSO SHARE OF EACH PROVINCE	QUANTITY					VALUE				
	1932-33	1933-34	1934-35	1935-36	1936-37	1932-33	1933-34	1934-35	1935-36	1936-37
Fodder, Bran and Pollards (excluding oilcake)—*continued*						R	R	R	R	R
Other sorts of fodder. (*I. C.*)—	Tons	Tons	Tons	Tons	Tons					
United Kingdom (*including* Channel Islands)	370	..	..	..	1	8,389	..	60	..	30
Ceylon (*excluding* Maldives)	5	3	164	102	19	249	330	11,176	4,912	737
Other British Possessions	7	7	10	12	106	870	188	1,412	1,036	1,388
TOTAL BRITISH EMPIRE	391	10	174	114	126	9,452	518	12,648	5,948	2,155
Germany	1,350	12	..	2	1	30,930	828	..	280	186
Other Foreign Countries	2	15	30	24	..	261	1,200	2,017	1,419	..
TOTAL FOREIGN COUNTRIES	1,352	27	30	26	1	30,591	2,028	2,017	1,699	186
Share of Bengal	*1,736*	*21*	*15*	*111*	..	*39,194*	*1,640*	*1,350*	*5,734*	..
" *Bombay*	*4*	*10*	*22*	*22*	*9*	*618*	*836*	*2,217*	*1,482*	*638*
" *Sind*	*1*	*1*	*3*	..	..	*53*	*30*	*72*	..	..
" *Madras*	..	..	*164*	..	*13*	..	..	*11,026*	..	*337*
" *Burma*	*2*	*5*	..	*7*	*105*	*178*	*36*	..	*437*	*1,466*
TOTAL	1,743	37	204	140	127	40,043	2,541	14,665	7,647	2,341
Total of Fodder, Bran and Pollards (excluding oilcake)—	Tons	Tons	Tons	Tons	Tons					
United Kingdom (*including* Channel Islands)	178,479	219,545	250,077	215,930	246,703	54,06,063	38,03,915	67,98,126	59,63,272	84,30,808
Irish Free State*	—	..	348	..	401	—	..	5,198	..	14,843
Aden and Dependencies	409	408	688	666	657	29,058	28,235	45,448	49,228	45,903
Bahrein Islands	144	205	92	99	87	9,625	14,050	5,962	5,980	4,575
Ceylon (*excluding* Maldives)	7,065	7,136	8,237	7,921	7,540	4,27,462	3,53,509	3,84,300	3,64,248	3,18,639
Straits Settlements	7,517	15,641	12,915	16,780	12,481	1,66,216	2,65,669	2,70,104	4,61,474	4,06,875
Federated Malay States	1,287	5,851	2,852	11,594	5,243	38,562	94,785	49,187	3,45,675	1,80,427
Hongkong	798	1,003	283	294	..	19,848	15,700	4,454	7,494	..
Somaliland Protectorate	68	..	..	..	..	6,800	..	..	..	..
Mauritius and Dependencies	354	624	424	204	499	18,787	28,944	10,048	9,701	24,991
Other British Possessions	9	9	8	11	11	1,072	1,077	1,208	726	948
TOTAL BRITISH EMPIRE	196,130	250,507	275,919	253,499	273,622	61,23,233	46,05,884	75,83,030	72,07,798	94,28,009
Sweden	..	504	..	..	..	..	6,988	..	..	..
Norway	2,699	682	452	2,008	2,509	37,401	8,319	12,616	56,982	1,00,176
Germany	22,867	1,067	3,252	2	51	7,02,896	15,465	89,106	292	1,923
Netherlands	2,829	150	818	351	401	90,619	2,311	20,874	7,790	16,940
Belgium	400	957	600	2,107	501	8,845	12,808	10,040	61,610	20,209
Maskat Territory and Trucial Oman	105	111	122	91	105	5,874	7,160	6,518	5,044	5,454
Siam	224	14	6	18	..	7,447	250	120	350	..
Other Foreign Countries	39	45	214	46	19	2,297	3,577	3,641	3,081	1,503
TOTAL FOREIGN COUNTRIES	28,663	3,570	5,464	4,618	3,586	9,05,379	57,778	1,47,415	1,35,149	1,46,205

* Separately shown from 1935-36.

No. 11—*continued*

ARTICLES, AND COUNTRIES OF FINAL DESTINATION: ALSO SHARE OF EACH PROVINCE	QUANTITY					VALUE				
	1932-33	1933-34	1934-35	1935-36	1936-37	1932-33	1933-34	1934-35	1935-36	1936-37
Fodder, Bran, and Pollards (excluding oilcake)—*concluded*	Tons	Tons	Tons	Tons	Tons	R	R	R	R	R
Total of Fodder, Bran, and Pollards (excluding oilcake)—continued										
Share of Bengal	*3,718*	*2,139*	*1,985*	*1,777*	*2,994*	*1,40,317*	*99,181*	*83,828*	*83,751*	*1,36,868*
" Bombay	*550*	*301*	*154*	*102*	*59*	*52,132*	*17,560*	*12,610*	*7,980*	*5,993*
" Sind	*3,048*	*2,538*	*6,221*	*2,027*	*1,454*	*2,04,197*	*1,72,303*	*4,87,071*	*1,35,058*	*98,655*
" Madras	*2,398*	*3,353*	*4,097*	*4,219*	*4,520*	*1,73,717*	*1,70,697*	*1,84,018*	*1,88,384*	*1,66,287*
" Burma	*214,590*	*245,303*	*263,916*	*249,992*	*268,181*	*64,57,764*	*42,03,961*	*69,62,918*	*69,30,826*	*91,69,411*
TOTAL	224,793	254,037	281,383	258,117	277,208	70,28,617	46,63,607	77,30,445	73,42,947	95,74,214
Fruits and Vegetables—										
Fresh Fruits and Vegetables—										
Fresh fruits—										
Coconuts (I. B)—	No.	No.	No.	No.	No.					
TOTAL BRITISH EMPIRE	1,950	3,709	900	120	14,530	190	200	47	20	760
Iraq	105,264	208,200	162,650	65,440	181,195	7,142	8,032	8,341	3,928	11,651
Other Foreign Countries	6,220	17,440	32,070	3,075	4,549	386	647	873	129	257
TOTAL FOREIGN COUNTRIES	111,484	225,640	194,720	68,515	185,744	7,528	9,279	9,214	4,057	11,878
Share of Bengal	*760*	*2,180*	*750*	*120*	*200*	*100*	*177*	*52*	*20*	*25*
" Bombay	*105,924*	*187,050*	*117,360*	*64,500*	*132,870*	*7,124*	*7,053*	*5,914*	*3,835*	*8,473*
" Sind	*4,910*	*27,800*	*39,420*	*3,015*	*67,504*	*418*	*1,975*	*2,645*	*149*	*4,140*
" Madras	*1,900*	*11,409*	*28,100*	*1,000*	..	*76*	*874*	*670*	*30*	..
TOTAL	113,434	229,439	185,620	68,635	200,274	7,718	9,479	9,261	4,077	12,638
Others (I. B)—										
United Kingdom (*including* Channel Islands)	—	—	—	—	—	24,672	24,938	5,553	8,017	8,153
Aden and Dependencies	—	—	—	—	—	20,181	22,725	19,740	22,787	14,285
Bahrein Islands	—	—	—	—	—	6,782	14,998	1,961	33,414	34,983
Ceylon (*excluding* Maldives)	—	—	—	—	—	5,862	8,440	34,185	4,813	10,069
Straits Settlements	—	—	—	—	—	6,265	5,718	9,672	24,182	19,327
Kenya Colony	—	—	—	—	—	866	435	1,151	2,499	5,253
Other British Possessions	—	—	—	—	—	1,879	1,668	3,698	4,610	4,809
TOTAL BRITISH EMPIRE	—	—	—	—	—	66,507	78,922	76,211	1,01,252	96,879
France	—	—	—	—	—	29,061	1,72,279	1,016	2,526	2,803
Maskat Territory and Trucial Oman	—	—	—	—	—	7,549	21,028	14,023	12,520	14,907
Other Native States in Arabia	—	—	—	—	—	388	5,880	789	755	1,739
Iraq	—	—	—	—	—	56,567	59,923	52,065	47,182	68,974
Iran	—	—	—	—	—	4,863	10,158	8,566	7,468	9,725
Henjam Island	—	—	—	—	—	23,360	40,499	38,659	4,695	..
Other Foreign Countries	—	—	—	—	—	549	3,302	2,047	415	535
TOTAL FOREIGN COUNTRIES	—	—	—	—	—	1,22,327	3,13,064	1,17,103	75,561	98,863
Share of Bengal	—	—	—	—	—	*1,716*	*230*	*125*	*110*	..
" Bombay	—	—	—	—	—	*1,66,172*	*3,72,590*	*1,43,888*	*1,38,895*	*1,54,875*
" Sind	—	—	—	—	—	*1,107*	*2,129*	*2,424*	*4,456*	*7,317*
" Madras	—	—	—	—	—	*10,290*	*13,766*	*44,064*	*29,611*	*31,270*
" Burma	—	—	—	—	—	*549*	*3,221*	*2,273*	*3,741*	*2,245*
TOTAL	—	—	—	—	—	1,88,834	3,91,986	1,93,374	1,76,813	1,95,742

No. 11--*continued*

ARTICLES, AND COUNTRIES OF FINAL DESTINATION; ALSO SHARE OF EACH PROVINCE	QUANTITY					VALUE				
	1932-33	1933-34	1934-35	1935-36	1936-37	1932-33	1933-34	1934-35	1935-36	1936-37
Fruits and Vegetables—*continued*						R	R	R	R	R
Fresh Fruits and Vegetables—continued										
Fresh vegetables of all kinds—										
Onions (I. B)—	Cwts.	Cwts.	Cwts.	Cwts.	Cwts.					
Aden and Dependencies	2,595	676	255	2,494	3,340	14,180	2,647	1,519	12,212	17,025
Ceylon (*excluding* Maldives)	578,203	495,658	613,710	518,569	524,664	13,76,492	12,73,968	13,17,072	15,44,301	13,87,126
Straits Settlements	217,821	188,675	74,476	155,008	226,593	8,99,538	5,95,787	6,68,479	6,64,867	9,48,402
Federated Malay States	15,841	13,327	17,950	17,516	25,627	77,199	65,856	90,385	91,133	1,29,878
Hongkong	18,539	6,747	4,159	..	..	73,718	29,000	23,245	..	..
Zanzibar and Pemba	12,052	3,732	4,560	8,132	8,523	58,305	18,072	23,719	33,338	46,089
Kenya Colony	2,627	2,227	2,354	5,605	5,778	14,647	12,155	13,723	26,879	20,516
Tanganyika Territory	2,565	1,248	1,295	2,384	2,878	11,592	5,442	5,881	11,363	14,047
Mauritius and Dependencies	1,571	..	803	529	350	7,681	..	3,783	2,341	1,250
Seychelles	1,441	1,405	1,500	1,338	1,637	6,186	6,227	7,317	5,292	8,800
Other British Possessions	302	31	127	74	600	1,707	220	485	279	1,354
TOTAL BRITISH EMPIRE	853,647	663,721	721,279	711,649	799,985	25,36,192	20,09,374	21,55,508	23,90,595	25,70,087
Portuguese East Africa	2,625	2,502	1,529	728	614	12,230	9,276	6,845	3,782	2,214
Other Foreign Countries	2,311	410	926	5,041	1,226	8,732	1,606	3,828	13,400	5,416
TOTAL FOREIGN COUNTRIES	4,936	2,912	2,455	5,769	1,840	20,962	10,882	10,673	17,182	7,630
Share of Bengal	..	..	..	..	*300*	..	..	*630*	..	*600*
,, *Bombay*	*195,238*	*130,742*	*160,223*	*198,559*	*203,525*	*7,31,755*	*5,21,410*	*6,50,165*	*8,03,958*	*7,88,336*
,, *Sind*	*2,670*	*521*	*2,987*	*2,066*	*2,249*	*8,595*	*2,161*	*2,963*	*6,023*	*8,518*
,, *Madras*	*660,675*	*534,333*	*560,519*	*516,793*	*595,761*	*18,16,804*	*14,93,676*	*15,05,423*	*15,97,796*	*17,50,213*
,, *Burma*	..	*937*	..	..	..	..	*3,009*	..	..	..
TOTAL	858,583	668,633	723,734	717,418	801,825	25,57,154	20,20,256	21,66,181	24,07,777	25,77,667
Other kinds (I. B)—										
Aden and Dependencies	—	—	—	—	—	560	14,699	315	1,382	1,693
Bahrein Islands	—	—	—	—	—	15,734	8,789	5,176	19,274	30,412
Ceylon (*excluding* Maldives)	—	—	—	—	—	4,48,306	3,76,180	4,10,674	4,58,009	4,04,683
Straits Settlements	—	—	—	—	—	5,120	24,708	3,988	5,640	6,583
Other British Possessions	—	—	—	—	—	5,827	9,914	8,611	5,409	5,802
TOTAL BRITISH EMPIRE	—	—	—	—	—	4,75,646	4,34,290	4,23,764	4,89,714	4,48,773
Muskat Territory and Trucial Oman	—	—	—	—	—	4,229	6,455	7,848	5,497	9,675
Iraq	—	—	—	—	—	61,588	56,681	40,030	12,584	49,101
Henjam Island	—	—	—	—	—	8,479	20,419	23,622	8,757	..
Other Foreign Countries	—	—	—	—	—	1,816	8,797	5,577	5,529	5,674
TOTAL FOREIGN COUNTRIES	—	—	—	—	—	76,112	92,332	77,072	27,307	64,450
Share of Bengal	—	—	—	—	—	*306*	*6,401*	*12,189*	*6,023*	*6,150*
,, *Bombay*	—	—	—	—	—	*24,521*	*48,167*	*44,977*	*37,469*	*50,378*
,, *Sind*	—	—	—	—	—	*1,52,547*	*1,00,824*	*65,806*	*16,087*	*60,328*
,, *Madras*	—	—	—	—	—	*3,61,719*	*3,14,356*	*3,77,810*	*4,50,215*	*3,91,257*
,, *Burma*	—	—	—	—	—	*12,165*	*36,674*	*754*	*7,327*	*4,618*
TOTAL	—	—	—	—	—	5,51,758	5,26,622	5,00,836	5,17,021	5,13,223

No. 11—*continued*

ARTICLES, AND COUNTRIES OF FINAL DESTINATION; ALSO SHARE OF EACH PROVINCE	QUANTITY					VALUE				
	1932-33	1933-34	1934-35	1935-36	1936-37	1932-33	1933-34	1934-35	1935-36	1936-37
						R	R	R	R	R
Fruits and Vegetables—*continued*										
Fresh Fruits and Vegetable —concluded										
Total of Fresh Fruits and Vegetables—										
United Kingdom (*including* Channel Islands)	—	—	—	—	—	26,247	26,266	7,417	9,979	9,309
Aden and Dependencies	—	—	—	—	—	24,930	40,071	20,055	36,381	33,603
Bahrein Islands	—	—	—	—	—	22,528	23,881	7,137	52,688	65,890
Ceylon (*excluding* Maldives)	—	—	—	—	—	18,30,690	16,58,674	17,62,782	20,07,243	18,01,878
Straits Settlements	—	—	—	—	—	9,10,932	6,26,228	6,82,139	6,94,689	9,69,312
Federated Malay States	—	—	—	—	—	78,568	68,561	93,568	96,687	1,34,663
Hongkong	—	—	—	—	—	73,912	29,078	23,318	57	71
Zanzibar and Pemba	—	—	—	—	—	53,375	18,272	23,791	33,618	46,433
Kenya Colony	—	—	—	—	—	17,085	14,187	15,500	20,954	28,574
Tanganyika Territory	—	—	—	—	—	12,219	5,912	6,302	11,924	14,863
Mauritius and Dependencies	—	—	—	—	—	2,980	25	3,808	2,341	1,250
Seychelles	—	—	—	—	—	6,186	6,252	7,717	5,553	8,855
Other British Possessions	—	—	—	—	—	1,883	5,379	1,996	467	1,748
TOTAL BRITISH EMPIRE	—	—	—	—	—	30,78,535	25,22,786	26,55,530	29,81,581	31,16,449
France	—	—	—	—	—	29,061	1,72,279	1,016	2,526	2,893
Muskat Territory and Trucial Oman	—	—	—	—	—	13,253	28,477	23,167	18,539	25,589
Other Native States in Arabia	—	—	—	—	—	4,845	10,857	2,795	4,115	6,321
Iraq	—	—	—	—	—	1,29,464	1,25,716	1,02,116	66,580	1,81,670
Iran	—	—	—	—	—	5,331	13,017	13,116	11,373	12,563
Henjam Island	—	—	—	—	—	31,913	61,108	62,270	8,452	..
Portuguese East Africa	—	—	—	—	—	12,290	9,331	6,855	3,858	2,214
Other Foreign Countries	—	—	—	—	—	772	5,272	2,687	8,664	1,768
TOTAL FOREIGN COUNTRIES	—	—	—	—	—	2,26,929	4,25,557	2,14,122	1,24,107	1,82,821
Share of Bengal	—	—	—	—	—	*2,622*	*6,858*	*12,976*	*6,153*	*6,775*
" *Bombay*	—	—	—	—	—	*9,29,672*	*9,49,220*	*3,44,244*	*9,34,207*	*10,02,062*
" *Sind*	—	—	—	—	—	*1,62,667*	*1,07,089*	*80,838*	*26,708*	*80,832*
" *Madras*	—	—	—	—	—	*21,97,889*	*18,52,072*	*19,28,667*	*20,77,652*	*22,02,746*
" *Burma*	—	—	—	—	—	*12,714*	*83,104*	*3,027*	*10,968*	*6,855*
TOTAL	—	—	—	—	—	33,05,464	29,48,343	28,69,652	31,05,688	32,99,270
Fruits and vegetables : dried, salted or preserved—	Tons	Tons	Tons	Tons	Tons					
All sorts (I. B)—										
United Kingdom (*including* Channel Islands)	201	695	762	1,506	2,548	1,55,696	4,38,750	3,95,099	7,20,523	18,45,203
Gibraltar	8	..	..	..	..	11,245	..	..	..	..
Palestine	22	20	18	22	22	3,254	3,835	5,141	3,136	4,460
Aden and Dependencies	147	149	121	127	170	31,345	27,758	25,292	26,708	35,446
Bahrein Islands	37	25	8	3	75	9,378	4,389	1,724	547	10,049
Ceylon (*excluding* Maldives)	2,108	2,626	2,268	2,454	1,199	2,36,762	3,33,612	2,26,121	2,04,182	1,01,679
Straits Settlements	624	990	477	82	37	1,13,808	1,54,182	75,142	27,475	21,864
Federated Malay States	106	207	69	12	11	20,153	28,008	14,226	7,532	3,972
Hongkong	149	138	65	34	2	61,241	46,785	24,300	19,574	7,896
Union of South Africa	119	210	210	101	179	18,144	17,158	16,818	15,988	34,602
Zanzibar and Pemba	16	14	24	20	17	9,505	6,550	10,212	7,805	6,722
Kenya Colony	14	12	8	9	10	6,054	3,934	2,465	4,795	5,449
Tanganyika Territory	1	22	2	4	5	1,187	2,377	1,022	1,685	0,797
Anglo-Egyptian Sudan	12	23	8	15	16	2,665	5,005	1,464	4,618	3,247
Mauritius and Dependencies	71	56	84	85	86	7,842	5,243	6,345	3,286	8,245

No. 11—*continued*

ARTICLES, AND COUNTRIES OF FINAL DESTINATION; ALSO SHARE OF EACH PROVINCE	QUANTITY					VALUE				
	1982-83	1983-84	1984-85	1985-86	1986-87	1982-83	1983-84	1984-85	1985-86	1986-87
Fruits and Vegetables—*continued*						R	R	R	R	R
Fruits and vegetables: dried, salted or preserved—continued										
All sorts (I. B)—*continued*	Tons	Tons	Tons	Tons	Tons					
Canada—										
Vid Atlantic Coast	7	6	17	101	162	11,092	5,984	13,185	1,82,260	1,93,295
„ Pacific „	..	1	..	..	..	..	625	..	..	..
Commonwealth of Australia	21	18	26	22	49	3,345	2,607	9,155	3,619	20,892
New Zealand	2	15	..	..	17	3,074	15,597	30	1,175	20,402
Fiji Islands	52	56	26	57	54	5,895	5,999	2,622	4,756	4,503
Other British Possessions	5	5	5	6	7	1,288	995	1,685	1,195	2,102
TOTAL BRITISH EMPIRE	3,892	5,300	5,190	4,700	4,666	7,14,378	11,59,323	8,32,068	12,00,853	23,42,285
Sweden	1	7	7	10	14	400	1,949	3,705	9,552	13,160
Germany	180	166	221	120	216	41,076	28,391	62,931	27,780	35,335
Netherlands	12	54	71	38	51	1,644	22,273	27,867	17,139	48,088
Belgium	50	70	147	194	259	35,640	64,880	1,06,061	1,31,528	1,90,117
France	185	413	234	248	340	62,846	2,30,413	1,05,807	1,34,701	2,35,531
Italy (*including* Fiume)	456	212	889	357	20	75,145	37,282	1,27,933	48,972	3,940
Syria	62	49	61	136	127	11,908	6,880	11,156	1,32,044	60,691
Turkey, Asiatic	10	3	514	222	228	1,750	600	42,961	18,929	21,165
Masikat Territory and Trucial Oman	321	193	100	111	151	43,168	21,181	10,299	12,994	18,040
Other Native States in Arabia	178	204	116	107	155	27,838	27,428	16,674	17,586	31,984
Iraq	1,783	857	774	995	1,671	2,39,795	1,02,735	93,782	1,21,324	1,89,509
Iran	336	71	180	239	188	43,231	9,734	21,007	30,524	17,786
Egypt	612	637	533	893	1,075	95,166	89,545	68,214	1,55,025	1,66,250
Italian East Africa (Somaliland and Eritrea)	32	36	28	38	..	7,165	6,204	5,137	6,063	..
United States of America—										
Vid Atlantic Coast	1,443	4,040	5,463	8,445	8,285	19,70,040	46,26,202	57,02,822	1,06,88,138	98,44,806
„ Pacific „	200	407	562	534	863	2,61,908	5,03,565	6,54,909	5,93,432	9,58,826
Other Foreign Countries	52	60	55	65	34	13,794	13,635	10,132	13,302	11,767
TOTAL FOREIGN COUNTRIES	5,863	7,479	9,956	12,752	13,673	29,32,514	57,97,847	70,76,397	1,21,59,033	1,13,46,993
Share of Bengal	*2,206*	*2,349*	*3,361*	*2,442*	*1,693*	*2,84,423*	*2,13,722*	*2,30,916*	*2,03,403*	*1,61,376*
„ *Bombay*	*1,536*	*2,346*	*1,943*	*2,890*	*3,022*	*3,94,058*	*10,44,291*	*8,81,371*	*14,49,597*	*17,35,834*
„ *Sind*	*65*	*506*	*624*	*1,296*	*2,397*	*7,074*	*1,93,726*	*2,62,314*	*10,22,849*	*16,47,064*
„ *Madras*	*5,857*	*7,198*	*9,394*	*10,390*	*11,297*	*29,49,768*	*54,62,479*	*65,30,468*	*1,06,78,249*	*1,01,44,689*
„ *Burma*	*91*	*380*	*23*	*4*	..	*11,564*	*44,952*	*3,407*	*788*	*815*
TOTAL	9,755	12,779	15,145	17,452	18,339	36,46,887	69,57,170	79,08,465	1,33,59,886	1,36,89,278
Total of Fruits and Vegetables—										
United Kingdom (*including* Channel Islands)	—	—	—	—	—	1,81,943	4,65,016	4,02,516	7,40,502	18,54,512
Gibraltar	—	—	—	—	—	11,251	6	6	6	18
Palestine	—	—	—	—	—	3,294	3,835	5,141	3,180	5,160
Aden and Dependencies	—	—	—	—	—	66,275	67,829	45,347	63,084	69,049
Bahrein Islands	—	—	—	—	—	32,406	28,270	8,861	53,235	76,539
Ceylon (*excluding* Maldives)	—	—	—	—	—	20,67,452	20,42,286	19,88,903	22,11,425	19,03,557
Straits Settlements	—	—	—	—	—	10,24,740	7,80,410	7,57,281	7,22,164	9,91,176
Federated Malay States	—	—	—	—	—	98,721	96,569	1,07,794	1,04,219	1,43,635
Hongkong	—	—	—	—	—	1,35,153	75,863	47,618	19,681	7,067
Union of South Africa	—	—	—	—	—	18,239	17,178	17,135	15,983	34,662
Zanzibar and Pemba	—	—	—	—	—	62,880	24,822	34,003	41,423	53,155
Kenya Colony	—	—	—	—	—	23,139	18,121	17,965	34,749	34,022
Tanganyika Territory	—	—	—	—	—	13,406	8,289	7,324	13,609	21,610
Anglo-Egyptian Sudan	—	—	—	—	—	3,755	5,765	2,566	4,618	3,497
Mauritius and Dependencies	—	—	—	—	—	17,822	5,268	10,153	5,629	9,495
Seychelles	—	—	—	—	—	7,836	6,912	8,877	6,251	9,893

No. 11—*continued*

ARTICLES, AND COUNTRIES OF FINAL DESTINATION; ALSO SHARE OF EACH PROVINCE	QUANTITY					VALUE				
	1932-33	1933-34	1934-35	1935-36	1936-37	1932-33	1933-34	1934-35	1935-36	1936-37
						R	R	R	R	R
Fruits and Vegetables—*concluded*										
Total of Fruits and Vegetables—continued										
Canada—										
Vid Atlantic Coast	—	—	—	—	—	11,092	7,184	13,185	1,32,260	1,03,293
„ Pacific „	—	—	—	—	—	..	625	..	..	..
Commonwealth of Australia	—	—	—	—	—	3,428	5,737	9,189	3,661	21,061
New Zealand	—	—	—	—	—	4,849	15,527	30	1,205	20,402
Fiji Islands	—	—	—	—	—	5 895	5,999	2,622	4,756	4,703
Other British Possessions	—	—	—	—	—	332	598	1,082	844	1,290
TOTAL BRITISH EMPIRE	—	—	—	—	—	37,92,908	36,83,109	34,87,598	41,82,484	54,58,734
Sweden	—	—	—	—	—	400	2,189	8,703	9,552	13,150
Germany	—	—	—	—	—	41,113	29,574	64,767	27,780	35,383
Netherlands	—	—	—	—	—	1,644	22,285	27,867	17,139	48,086
Belgium	—	—	—	—	—	35,684	65,730	1,06,086	1,31,613	1,90,500
France	—	—	—	—	—	91,907	4,02,692	1,06,823	1,37,227	2,28,424
Italy (*including* Fiume)	—	—	—	—	—	75,145	37,372	1,28,003	49,020	3,940
Turkey, Asiatic	—	—	—	—	—	1,750	600	42,961	18,959	21,165
Syria	—	—	—	—	—	11,028	6,880	11,156	1,32,344	60,691
Maskat Territory and Trucial Oman	—	—	—	—	—	56,421	49,658	33,466	31,533	43,529
Other Native States in Arabia	—	—	—	—	—	32,683	37,785	19,469	21,701	38,805
Iraq	—	—	—	—	—	3,69,259	2,28,451	1,95,898	1,87,904	3,21,179
Iran	—	—	—	—	—	48,562	22,751	34,123	41,897	30,554
Hanjam Island	—	—	—	—	—	31,913	61,125	62,870	3,452	..
Egypt	—	—	—	—	—	95,398	89,867	58,416	1,55,927	1,66,815
Portuguese East Africa	—	—	—	—	—	14,844	11,333	9,792	7,762	5,732
Italian East Africa (Somaliland and Eritrea)	—	—	—	—	—	7,365	6,284	5,287	6,083	..
United States of America—										
Vid Atlantic Coast	—	—	—	—	—	19,70,122	46,28,567	57,02,822	1,06,88,138	93,44,866
„ Pacific „	—	—	—	—	—	2,61,908	5,08,565	6,54,909	5,93,422	9,58,826
Other Foreign Countries	—	—	—	—	—	11,887	11,241	7,599	16,677	8,959
TOTAL FOREIGN COUNTRIES	—	—	—	—	—	31,50,443	62,23,404	72,90,519	1,22,83,140	1,15,29,814
Share of Bengal	—	—	—	—	—	*2,87,045*	*2,19,580*	*2,48,891*	*2,14,566*	*1,83,161*
„ *Bombay*	—	—	—	—	—	*13,23,630*	*19,93,511*	*17,25,615*	*24,32,804*	*27,37,896*
„ *Sind*	—	—	—	—	—	*1,69,741*	*2,99,815*	*3,13,752*	*19,49,557*	*17,37,396*
„ *Madras*	—	—	—	—	—	*51,47,657*	*73,14,551*	*84,19,035*	*1,27,55,901*	*1,23,47,435*
„ *Burma*	—	—	—	—	—	*24,278*	*73,066*	*6,434*	*11,756*	*7,119*
TOTAL	—	—	—	—	—	69,52,351	99,05,513	1,07,78,117	1,64,65,574	1,69,88,548
Furniture and Cabinetware (III. G)—										
United Kingdom (*including* Channel Islands)	—	—	—	—	—	55,415	38,673	48,849	54,705	1,02,903
Aden and Dependencies	—	—	—	—	—	2,990	2,335	1,517	5,286	2,715
Bahrein Islands	—	—	—	—	—	4,759	818	1,135	880	7,216
Ceylon (*excluding* Maldives)	—	—	—	—	—	11,681	10,828	5,428	8,278	7,573
Kenya Colony	—	—	—	—	—	4,954	1,012	1,718	2,572	7,987
Other British Possessions	—	—	—	—	—	10,117	8,510	11,537	14,414	20,290
TOTAL BRITISH EMPIRE	—	—	—	—	—	80,916	62,776	70,584	86,130	1,48,684

No. 11—*continued*

ARTICLES, AND COUNTRIES OF FINAL DESTINATION; ALSO SHARE OF EACH PROVINCE	QUANTITY					VALUE				
	1932-33	1933-34	1934-35	1935-36	1936-37	1932-33	1933-34	1934-35	1935-36	1936-37
Furniture and Cabinetware (III. G)—*continued*						R	R	R	R	R
Germany	—	—	—	—	—	4,590	6,760	1,592	1,940	863
Muskat Territory and Trucial Oman	—	—	—	—	—	2,255	3,052	5,336	3,647	5,702
Other Native States in Arabia	—	—	—	—	—	3,291	2,446	4,817	4,432	7,984
United States of America—										
Vid Atlantic Coast	—	—	—	—	—	12,635	10,060	15,604	3,446	6,608
„ Pacific „	—	—	—	—	—	485	75	335	50	5,219
Other Foreign Countries	—	—	—	—	—	16,947	11,878	19,987	10,901	12,344
TOTAL FOREIGN COUNTRIES	—	—	—	—	—	40,203	33,771	47,171	24,416	38,215
Share of Bengal	—	—	—	—	—	*6,657*	*3,441*	*3,858*	*9,843*	*8,702*
„ *Bombay*	—	—	—	—	—	*70,658*	*56,931*	*70,143*	*68,920*	*1,40,763*
„ *Sind*	—	—	—	—	—	*10,195*	*7,588*	*12,144*	*11,064*	*13,525*
„ *Madras*	—	—	—	—	—	*33,681*	*24,353*	*26,740*	*10,626*	*13,162*
„ *Burma*	—	—	—	—	—	*8,928*	*4,284*	*6,870*	*7,093*	*6,748*
TOTAL	—	—	—	—	—	1,80,119	96,547	1,17,755	1,10,546	1,86,899
Glass and Glassware (III. H)—										
Aden and Dependencies	—	—	—	—	—	5,138	2,702	1,800	2,366	5,136
Bahrein Islands	—	—	—	—	—	1,471	6,761	1,541	1,010	7,999
Ceylon (*excluding* Maldives)	—	—	—	—	—	14,525	6,330	9,045	7,302	8,274
Other British Possessions	—	—	—	—	—	10,036	9,659	14,751	8,63[illegible]	7,563
TOTAL BRITISH EMPIRE	—	—	—	—	—	31,170	25,452	27,137	19,316	28,972
Native States in Arabia other than Muskat Territory and Trucial Oman	—	—	—	—	—	2,170	3,390	3,146	2,336	14,880
Japan	—	—	—	—	—	..	8,903	50	5	..
Other Foreign Countries	—	—	—	—	—	9,360	8,147	12,487	7,943	5,364
TOTAL FOREIGN COUNTRIES	—	—	—	—	—	11,530	20,440	15,683	10,284	20,244
Share of Bengal	—	—	—	—	—	*6,450*	*11,374*	*4,012*	*3,448*	*5,432*
„ *Bombay*	—	—	—	—	—	*20,230*	*25,636*	*25,123*	*13,030*	*37,363*
„ *Sind*	—	—	—	—	—	*424*	*1,257*	*936*	*565*	*1,161*
„ *Madras*	—	—	—	—	—	*15,586*	*7,640*	*12,729*	*7,549*	*5,115*
„ *Burma*	—	—	—	—	—	..	*85*	*20*	*8*	*146*
TOTAL	—	—	—	—	—	42,700	45,892	42,820	29,600	49,216
Grain, Pulse, and Flour—										
Barley (I. C)—	Tons	Tons	Tons	Tons	Tons					
United Kingdom (*including* Channel Islands)	12,598	8	13,910	8,372	4,788	8,00,870	645	9,00,811	2,02,335	3,14,489
Irish Free State*	—	..	..	..	3,459	—	..	..	..	2,24,822
Ceylon (*excluding* Maldives)	65	71	46	59	70	4,326	4,631	3,041	4,035	5,158
Other British Possessions	25	31	38	19	27	3,345	3,692	7,346	1,718	2,973
TOTAL BRITISH EMPIRE	12,688	110	13,994	8,450	8,349	8,08,541	8,968	9,30,598	2,08,088	5,47,442

*Prior to 1933-34 included in the United Kingdom.

No. 11—*continued*

ARTICLES, AND COUNTRIES OF FINAL DESTINATION; ALSO SHARE OF EACH PROVINCE	QUANTITY					VALUE				
	1932-33	1933-34	1934-35	1935-36	1936-37	1932-33	1933-34	1934-35	1935-36	1936-37
Grain, Pulse, and Flour —*continued*						R	R	R	R	R
***Barley (I. C)*—continued**	Tons	Tons	Tons	Tons	Tons					
Germany	3,302	..	..	..	..	2,14,521	..	..	..	..
Netherlands	347	..	..	..	..	20,820	..	..	..	..
Belgium	..	..	..	..	1,334	..	..	..	..	90,154
Maskat Territory and Trucial Oman	146	18	43	38	37	11,131	1,325	3,145	2,702	2,008
Other Native States in Arabia	3	..	38	..	..	248	..	6,682	..	..
Other Foreign Countries	27	14	..	23	8	1,891	1,138	72	1,888	667
TOTAL FOREIGN COUNTRIES	3,915	32	131	66	1,429	2,48,611	2,463	9,849	4,540	93,484
Share of Bengal	*11*	*13*	*20*	*13*	*35*	*1,578*	*1,182*	*2,943*	*1,383*	*2,657*
" *Bombay*	*9*	*13*	*29*	*4*	*8*	*1,761*	*2,620*	*6,272*	*300*	*685*
" *Sind*	*16,573*	*116*	*14,076*	*3,494*	*9,733*	*10,53,803*	*7,569*	*2,21,232*	*2,10,445*	*6,87,534*
" *Burma*	..	..	..	..	..	*10*	..	..	..	..
TOTAL	16,598	142	14,125	3,516	9,776	10,57,152	11,431	2,30,447	2,12,628	6,40,926
***Jowar and Bájra (I. C)*—**	Tons	Tons	Tons	Tons	Tons					
Aden and Dependencies	745	1,000	683	1,887	3,196	36,615	1,14,358	62,240	1,88,364	3,45,546
Ceylon (*excluding* Maldives)	58	37	36	126	55	4,914	3,009	3,496	14,340	4,599
Straits Settlements	30	35	30	53	140	4,697	4,902	5,197	7,584	25,035
Zanzibar and Pemba	70	67	73	58	60	15,987	13,343	14,139	9,883	11,011
Kenya Colony	145	134	130	134	911	30,376	26,936	22,659	21,297	90,884
Anglo-Egyptian Sudan	1,991	..	7	2	..	1,86,162	..	656	292	189
Socotra*	—	18	589	..	..	—	1,320	49,88	..	..
Other British Possessions	52	63	43	100	65	7,674	8,161	6,139	8,963	8,399
TOTAL BRITISH EMPIRE	3,091	1,354	1,591	2,360	4,427	2,86,425	1,72,029	1,63,910	2,50,723	4,85,613
Germany	6,886	..	..	..	..	5,55,572	..	..	..	5
Netherlands	1,566	..	..	..	..	1,14,092	..	..	..	..
Italy (*including* Fiume)	50	70	6	3	..	4,083	6,595	800	300	..
Maskat Territory and Trucial Oman	361	337	248	509	53	30,410	27,313	24,240	48,531	5,313
Other Native States in Arabia	2,831	3,137	2,410	2,841	1,704	2,53,523	2,58,789	2,11,498	2,59,029	1,58,313
Iran	78	6	..	..	..	7,383	612	..	..	..
Italian East Africa (Somaliland and Eritrea)	419	30	77	2,530	218	41,454	2,153	7,471	2,50,549	22,420
French Somaliland	237	94	39	288	701	26,464	11,989	3,000	24,813	82,026
Other Foreign Countries	11	54	19	12	9	2,001	6,180	2,981	1,700	1,526
TOTAL FOREIGN COUNTRIES	12,439	3,728	2,799	6,183	2,685	10,84,982	3,08,631	2,49,690	5,85,602	2,69,603
Share of Bengal	*125*	..	*4*	..	..	*6,782*	*30*	*473*	*12*	*50*
" *Bombay*	*12,561*	*4,934*	*3,535*	*8,126*	*7,031*	*11,09,053*	*4,70,435*	*3,57,675*	*3,06,487*	*7,49,133*
" *Sind*	*2,854*	*139*	*775*	*404*	*76*	*2,05,530*	*9,789*	*51,691*	*28,914*	*5,755*
" *Madras*	..	..	..	..	..	*42*	*36*	*108*	..	*21*
" *Burma*	..	*9*	*76*	*13*	*5*	..	*330*	*3,453*	*912*	*257*
TOTAL	15,530	5,082	4,390	8,543	7,112	13,21,407	4,80,560	4,13,000	3,36,825	7,55,216

* Included in "Aden and Dependencies" up to 1932-33.

No. 11—*continued*

ARTICLES, AND COUNTRIES OF FINAL DESTINATION; ALSO SHARE OF EACH PROVINCE	QUANTITY					VALUE				
	1932-33	1933-34	1934-35	1935-36	1936-37	1932-33	1933-34	1934-35	1935-36	1936-37
						Rs	Rs	Rs	Rs	Rs
Grain, Pulse, and Flour—*continued*	Tons	Tons	Tons	Tons	Tons					
Maize (I. C)—										
TOTAL BRITISH EMPIRE	25	56	153	48	40	3,611	3,418	7,624	3,265	3,449
Japan	..	50	2,398	2,365	25	..	1,246	94,896	88,188	1,375
Other Foreign Countries	18	19	46	12	31	1,476	1,699	3,611	1,057	3,581
TOTAL FOREIGN COUNTRIES	18	69	2,439	2,377	56	1,476	2,945	98,507	89,245	4,956
Share of Bengal	*13*	*7*	*8*	*10*	*11*	*1,526*	*930*	*880*	*1,332*	*1,611*
" *Bombay*	*20*	*23*	*37*	*7*	*22*	*2,709*	*3,333*	*4,720*	*708*	*2,880*
" *Sind*	*5*	*8*	*10*	*6*	*9*	*543*	*740*	*762*	*573*	*701*
" *Burma*	..	*87*	*2,537*	*2,402*	*54*	*4*	*2,360*	*99,769*	*89,897*	*3,313*
TOTAL	38	125	2,592	2,425	96	5,087	6,363	1,06,131	92,510	8,405
Oats (I. C)—	Tons	Tons	Tons	Tons	Tons					
Ceylon (*excluding* Maldives)	437	454	275	187	222	50,501	33,010	25,695	17,036	24,240
Mauritius and Dependencies	..	112	112	..	18	..	10,229	7,908	..	1,450
Other British Possessions	..	11	3	2	..	60	850	282	150	..
TOTAL BRITISH EMPIRE	437	577	390	189	240	50,561	49,089	33,885	17,236	25,690
TOTAL FOREIGN COUNTRIES	..	..	101	..	..	..	..	4,620	..	..
Share of Bengal	*437*	*577*	*391*	*187*	*240*	*50,561*	*49,089*	*34,005*	*17,036*	*25,690*
" *Bombay*	..	..	*100*	*2*	..	..	..	*4,500*	*150*	..
TOTAL	437	577	491	189	240	50,561	49,089	38,505	17,236	25,690
Pulse—										
Beans (I. C)—	Tons	Tons	Tons	Tons	Tons					
United Kingdom (*including* Channel Islands)	8,638	5,040	5,018	3,950	5,451	4,48,917	2,17,681	2,56,965	2,31,716	3,02,111
Irish Free State*	—	..	..	..	1,550	—	..	..	..	72,110
Ceylon (*excluding* Maldives)	761	791	625	776	776	64,293	74,073	61,459	76,048	70,444
Straits Settlements	741	740	663	802	751	61,272	57,776	67,445	71,996	62,343
Federated Malay States	191	197	245	236	225	16,002	17,674	24,607	22,567	19,216
Hongkong	837	979	32	101	404	45,785	43,442	1,803	5,927	23,795
Union of South Africa	131	433	418	16	..	25,518	60,604	79,600	2,792	76
Commonwealth of Australia	276	171	219	402	322	23,041	10,772	14,600	31,372	21,503
Other British Possessions	68	73	108	74	75	8,833	7,952	11,505	6,866	4,373
TOTAL BRITISH EMPIRE	11,643	8,430	7,328	6,357	9,554	6,93,661	4,95,974	5,17,984	4,48,784	5,75,871

*Prior to 1933-34 included in the United Kingdom.

No. 11—*continued*

ARTICLES, AND COUNTRIES OF FINAL DESTINATION; ALSO SHARES OF EACH PROVINCE	QUANTITY					VALUE				
	1932-33	1933-34	1934-35	1935-36	1936-37	1932-33	1933-34	1934-35	1935-36	1936-37
Grain, Pulse, and Flour —*continued*						R	R		R	R
Pulse—continued										
Beans (I. C)—continued	Tons	Tons	Tons	Tons	Tons					
Germany	10	370	..	..	..	861	37,157	..	..	..
Netherlands	200	..	..	..	50	7,831	..	..	..	3,40
Belgium	..	..	..	..	100	..	..	..	..	5,84
Japan	18,789	16,920	15,195	24,621	44,035	9,27,028	6,87,508	8,92,248	15,23,097	24,38,36
Portuguese East Africa	13	37	14	5	..	2,892	5,142	2,672	682	45
Other Foreign Countries	14	29	7	25	..	2,667	3,857	986	1,949	..
TOTAL FOREIGN COUNTRIES	18,976	17,356	15,216	24,651	44,185	9,41,279	7,33,601	8,95,905	15,25,727	24,47,660
Share of Bombay	*315*	*773*	*471*	*36*	*1*	*41,391*	*1,15,105*	*90,667*	*5,685*	*211*
" *Burma*	*30,404*	*25,009*	*22,073*	*30,972*	*53,738*	*15,93,549*	*11,14,538*	*13,23,922*	*19,68,826*	*30,23,389*
TOTAL	30,619	25,786	22,544	31,008	53,739	16,34,940	12,29,683	14,13,889	19,74,511	30,23,531
Grain (I.C)—	Tons	Tons	Tons	Tons	Tons					
United Kingdom (*including* Channel Islands)	6,677	397	11,499	99	1	5,49,470	36,797	9,21,036	7,920	157
Aden and Dependencies	242	379	553	791	736	26,292	31,541	37,970	62,832	66,937
Bahrein Islands	19	61	49	41	88	2,051	6,617	5,026	4,940	8,267
Ceylon (*excluding* Maldives)	3,027	2,430	3,225	3,442	2,981	3,74,850	2,90,478	3,60,234	3,72,437	2,88,049
Straits Settlements	1,163	1,090	1,361	1,764	1,508	1,25,682	1,31,708	1,91,620	2,11,378	1,84,884
Federated Malay States	252	225	284	294	341	18,126	18,344	21,810	21,373	24,181
Hongkong	70	65	44	37	98	6,276	5,318	3,689	2,839	6,508
Union of South Africa	177	179	198	76	195	25,178	23,116	26,442	12,613	32,472
Zanzibar and Pemba	86	86	98	21	78	20,818	19,007	20,522	4,571	14,608
Kenya Colony	187	174	234	78	214	40,287	34,645	48,724	12,486	38,240
Tanganyika Territory	40	45	54	18	68	8,630	9,214	10,114	2,985	12,160
Somaliland Protectorate	298	43	..	1	..	72,395	2,986	..	74	..
Anglo-Egyptian Sudan	136	2	3	..	1	11,928	770	485	46	295
Mauritius and Dependencies	589	308	273	461	260	55,750	26,416	23,313	34,224	20,448
Other British Possessions	14	14	17	31	30	2,371	3,881	1,948	3,275	3,538
TOTAL BRITISH EMPIRE	13,047	5,498	17,892	7,158	6,597	13,49,049	6,50,533	16,83,938	7,54,043	7,02,744
Germany	..	4,764	643	..	2	..	3,62,318	65,015	..	290
Netherlands	..	..	4,111	..	..	..	..	3,25,090	..	..
Belgium	..	..	396	..	..	12	..	27,730	..	48
France	16,831	18,216	..	..	16,672	14,85,411	15,20,672	..	..	14,56,338
Spain	..	..	395	..	..	..	..	30,908	..	..
Italy (*including* Fiume)	..	5	890	..	..	..	200	76,000	..	..
Masqat Territory and Trucial Oman	58	98	89	37	83	5,729	8,615	7,968	3,476	7,010
Other Native States in Arabia	286	190	245	236	411	31,050	17,968	22,568	20,262	37,766
Siam	18	20	15	44	11	2,853	2,379	1,786	5,320	1,481
Egypt	102	..	1	..	..	11,248	..	250	..	..
Portuguese East Africa	48	49	51	20	57	10,580	10,298	9,355	3,014	9,723
Other Foreign Countries	4	32	15	6	27	1,117	1,984	2,370	855	3,819
TOTAL FOREIGN COUNTRIES	17,347	23,369	6,851	343	17,263	15,47,995	19,24,434	5,69,040	32,927	15,15,975
Share of Bengal	*101*	*133*	*133*	*210*	*161*	*12,551*	*12,908*	*13,760*	*21,408*	*17,089*
" *Bombay*	*2,490*	*2,105*	*2,641*	*3,019*	*2,746*	*5,02,556*	*3,93,593*	*4,93,400*	*4,47,320*	*4,98,941*
" *Sind*	*25,433*	*25,008*	*19,951*	*2,502*	*18,803*	*22,01,772*	*20,46,958*	*15,95,385*	*1,98,317*	*16,33,553*
" *Madras*	*538*	*162*	*418*	*187*	*95*	*55,409*	*19,711*	*45,026*	*15,366*	*7,998*
" *Burma*	*1,842*	*1,154*	*1,500*	*1,503*	*2,055*	*1,25,316*	*1,09,092*	*1,05,358*	*1,04,059*	*1,36,198*
TOTAL	30,394	28,867	24,743	7,501	23,860	28,97,644	25,75,267	22,52,973	7,86,970	22,18,719

No. 11—*continued*

ARTICLES, AND COUNTRIES OF FINAL DESTINATION; ALSO SHARE OF EACH PROVINCE	QUANTITY					VALUE				
	1932-33	1933-34	1934-35	1935-36	1936-37	1932-33	1933-34	1934-35	1935-36	1936-37
Grain, Pulse, and Flour—*continued*						R	R	R	R	R
Pulse—continued										
Lentils *(I. C)*—	Tons	Tons	Tons	Tons	Tons					
United Kingdom (*including* Channel Islands)	7,231	6,172	10,687	8,249	12,092	6,76,019	5,86,946	10,36,687	7,88,352	11,98,884
Palestine	..	5	454	135	251	..	800	60,361	16,480	40,296
Aden and Dependencies	50	74	77	124	104	6,796	8,298	11,446	14,492	15,231
Bahrein Islands	28	29	47	35	92	3,868	3,079	7,015	4,053	12,753
Ceylon (*excluding* Maldives)	1,484	2,925	2,289	1,316	833	3,34,303	4,91,448	2,83,165	1,79,290	1,07,060
Straits Settlements	6	10	18	7	820	1,735	1,904	4,360	1,090	1,62,889
Union of South Africa	139	221	248	348	406	18,103	28,905	31,725	44,668	52,848
Zanzibar and Pemba	77	88	106	54	145	17,559	9,388	21,456	9,078	27,460
Kenya Colony	104	113	132	89	116	21,344	5,510	24,146	14,491	20,533
Tanganyika Territory	16	19	23	19	49	3,854	4,042	4,251	3,073	8,330
Anglo-Egyptian Sudan	18	241	184	210	468	2,731	27,293	21,088	21,131	63,210
Mauritius and Dependencies	1,728	829	1,400	1,427	1,328	3,01,844	1,27,024	2,23,045	2,42,118	2,11,102
Seychelles	83	62	103	79	143	17,376	12,219	18,984	11,031	22,532
Commonwealth of Australia	62	33	63	32	49	7,275	4,638	8,503	4,800	5,829
New Zealand	57	79	96	42	116	7,484	9,558	11,691	5,846	15,714
Other British Possessions	28	20	27	42	50	3,757	2,351	3,978	5,557	4,350
TOTAL BRITISH EMPIRE	11,101	10,922	15,954	12,208	17,062	14,24,048	13,53,848	17,76,851	13,67,395	19,64,024
Belgium	10	121	133	110	10	1,230	13,385	16,020	12,028	793
Syria	50	112	243	40	68	12,505	27,880	34,343	6,050	10,875
Native States in Arabia other than Muskat Territory and Trucial Oman	62	82	239	121	195	12,380	5,714	44,004	22,437	24,150
Iraq	50	132	95	68	113	8,150	20,596	15,100	10,351	17,746
Egypt	..	2	416	353	308	15	500	75,399	47,060	37,470
Portuguese East Africa	83	64	74	81	125	14,007	10,068	10,995	11,357	16,219
Réunion	144	55	220	96	69	23,145	10,690	39,800	18,300	13,665
Italian East Africa (Somaliland and Eritrea)	23	10	29	57	..	3,331	1,875	4,827	7,330	..
Other Foreign Countries	21	49	52	22	35	3,455	7,184	8,724	3,615	6,052
TOTAL FOREIGN COUNTRIES	443	577	1,500	1 948	863	78,218	98,937	2,49,871	1,39,428	1,26,969
Share of Bengal	*4,166*	*1,557*	*5,047*	*2,548*	*2,378*	*3,80,803*	*1,66,708*	*4,76,634*	*2,40,766*	*2,10,060*
,, *Bombay*	*7,362*	*9,616*	*10,092*	*10,080*	*15,540*	*11,19,048*	*12,35,968*	*13,09,762*	*12,08,935*	*18,71,149*
,, *Sind*	*16*	*326*	*2,280*	*431*	*63*	*2,414*	*49,059*	*2,36,719*	*51,672*	*5,494*
,, *Madras*	..	..	*35*	*52*	*45*	..	..	*3,607*	*5,450*	*4,280*
TOTAL	11,544	11,499	17,454	13,156	17,925	15,02,266	14,52,335	20,26,722	15,05,823	20,99,998
Other sorts *(I. C)*—	Tons	Tons	Tons	Tons	Tons					
United Kingdom (*including* Channel Islands)	10,512	9,667	11,777	8,267	7,769	9,13,580	8,62,288	9,46,881	6,75,673	6,30,093
Aden and Dependencies	158	138	176	280	282	24,266	21,390	28,415	38,606	39,917
Bahrein Islands	24	26	266	42	36	3,142	3,152	47,178	5,829	4,195
Ceylon (*excluding* Maldives)	11,908	12,406	16,444	19,371	17,962	14,19,663	13,35,409	18,19,561	19,61,500	18,58,235
Straits Settlements	5,258	5,636	5,374	5,559	4,824	6,30,946	5,42,064	5,95,128	6,92,012	5,38,657
Federated Malay States	1,094	1,368	1,567	1,260	1,574	1,28,999	1,32,038	1,43,718	1,32,770	1,54,536
Hongkong	118	118	440	412	143	12,326	9,043	27,867	27,965	15,135
Union of South Africa	1,407	1,337	1,450	1,918	1,801	2,31,709	1,66,637	1,83,587	2,60,658	2,63,429
Zanzibar and Pemba	48	45	116	286	83	11,727	10,395	24,743	50,675	16,950
Kenya Colony	65	77	261	331	181	16,553	17,827	49,366	55,449	28,909
Tanganyika Territory	40	43	49	118	60	9,644	8,848	9,624	19,493	10,379
Anglo-Egyptian Sudan	119	10	20	50	10	14,880	2,458	3,349	7,805	3,029
Mauritius and Dependencies	3,374	3,636	5,243	3,745	3,588	4,24,410	3,37,737	5,11,505	4,35,005	3,56,292
Seychelles	8	12	4	265	6	1,495	1,772	787	35,087	779

No. 11—*continued*

ARTICLES, AND COUNTRIES OF FINAL DESTINATION; ALSO SHARE OF EACH PROVINCE	QUANTITY					VALUE				
	1932-33	1933-34	1934-35	1935-36	1936-37	1932-33	1933-34	1934-35	1935-36	1936-37
Grain, Pulse, and Flour—continued						R	R	R	R	R
Pulse—continued										
Other sorts (I. O.)—continued	Tons	Tons	Tons	Tons	Tons					
Canada—										
Vid Atlantic Coast	..	3	14	2	17	..	500	1,806	260	1,878
„ Pacific „	157	50	102	3	152	11,085	4,777	9,742	743	11,717
British West India Islands (*excluding* Bahamas)	618	944	506	677	594	81,420	1,14,139	65,525	94,287	77,495
British Guiana	671	569	534	247	470	76,063	59,424	57,084	42,696	54,836
Commonwealth of Australia	1,006	40	118	180	172	78,465	4,460	15,116	22,619	18,833
New Zealand	4	2	6	43	3	764	325	648	5,986	444
Fiji Islands	467	657	435	546	627	59,064	78,817	50,987	74,429	70,265
Other British Possessions	2	..	21	2	5	567	293	2,467	442	1,087
TOTAL BRITISH EMPIRE	27,108	36,783	44,923	43,704	40,810	41,54,062	36,98,821	45,90,149	46,34,988	41,52,090
Germany	59	396	590	..	..	10,275	42,113	52,748	..	..
Netherlands	..	72	41	13	..	..	5,301	4,268	1,397	..
France	276	75	..	..	..	20,131	8,207	57	61	15
Muskat Territory and Trucial Oman	25	30	41	42	30	3,486	3,794	4,933	5,237	3,597
Other Native States in Arabia	9	57	54	189	33	1,429	5,413	7,063	28,048	4,193
Iraq	55	79	108	139	159	6,665	8,501	11,451	16,383	14,780
Java	364	127	72	33	45	38,974	13,881	7,561	3,899	4,787
Siam	161	144	134	124	110	25,400	17,272	14,840	15,922	13,789
Japan	5	28	855	2,826	431	1,030	1,986	46,721	1,56,607	22,661
Portuguese East Africa	257	241	261	381	288	58,722	46,588	44,936	65,148	49 637
Dutch Guiana	135	126	156	80	136	17,523	15,528	18,614	7,851	16,308
Other Foreign Countries	86	47	58	147	60	12,209	6,492	8,789	19,360	8,962
TOTAL FOREIGN COUNTRIES	1,452	1,422	2,370	3,954	1,292	1,90,844	1,75,021	2,21,981	3,19,013	1,38,729
Share of Bengal	*21,397*	*21,119*	*21,782*	*20,616*	*21,714*	*23,39,600*	*19,35,557*	*20,75,237*	*21,19,841*	*21,53,134*
„ *Bombay*	*2,252*	*4,196*	*6,081*	*8,362*	*4,836*	*4,75,854*	*7,58,664*	*10,71,338*	*12,50,804*	*7,89,858*
„ *Sind*	*10,328*	*7,426*	*12,315*	*9,082*	*8,091*	*10,06,112*	*7,32,615*	*10,79,000*	*8,02,205*	*7,00,872*
„ *Madras*	*1,601*	*1,612*	*1,595*	*1,307*	*1,170*	*2,03,746*	*1,71,821*	*1,84,991*	*1,95,412*	*1,38,924*
„ *Burma*	*2,982*	*3,452*	*5,519*	*7,735*	*5,791*	*2,69,594*	*2,25,185*	*3,94,574*	*6,93,939*	*5,03,031*
TOTAL	38,560	38,205	47,293	47,658	41,602	43,44,906	38,78,842	48,12,180	49,54,001	42,90,819
Total of Pulse—	Tons	Tons	Tons	Tons	Tons					
United Kingdom (*including* Channel Islands)	23,058	21,382	28,081	20,565	25,818	25,87,986	17,08,707	31,61,519	17,08,661	21,26,245
Irish Free State*	—	..	..	..	1,550	—	..	..	..	72,110
Palestine	..	5	474	185	256	..	800	62,521	16,515	41,201
Aden and Dependencies	454	595	809	1,205	1,122	58,919	62,094	78,597	1,11,658	1,24,090
Bahrein Islands	71	116	362	122	214	8,561	12,848	59,334	16,012	25,215
Ceylon (*excluding* Maldives)	17,250	18,552	22,588	24,905	22,552	21,98,109	21,91,398	25,35,419	25,89,275	23,23,788
Straits Settlements	7,168	7,476	7,416	8,132	7,908	8,19,585	7,38,452	8,58,548	9,76,476	9 48,773
Federated Malay States	1,537	1,790	2,096	1,790	2,140	1,58,127	1,58,056	1,90,160	1,76,710	1,97,983
Hongkong	1,028	1,162	516	550	645	65,719	57,881	38,429	36,741	45,490
Union of South Africa	1,904	2,170	2,314	2,358	2,402	3,14,008	2,95,262	3,31,354	3,20,731	3,48,825
Zanzibar and Pemba	217	224	324	366	306	51,314	50,152	68,118	64,467	50,018
Kenya Colony	361	371	643	501	462	79,811	79,398	1,20,368	83,320	82,742
Tanganyika Territory	96	106	126	155	177	22,270	22,134	24,102	25,578	30,878
Somaliland Protectorate	298	48	..	2	..	72,395	8,026	40	189	..
Anglo-Egyptian Sudan	273	255	207	260	485	29,589	30,548	24,922	28,982	66,534
Mauritius and Dependencies	5,698	4,778	6,923	5,633	5,171	7,93,652	4,92,052	7,59,408	7,11,267	5,87,842
Seychelles	91	75	107	344	149	19,048	14,316	19,860	47,036	23,403
Canada—										
Vid Atlantic Coast		3	14	2	17	..	500	1,806	260	1,878
„ Pacific „	177	70	122	38	203	13,486	6,774	11,518	3,856	15,850

*Prior to 1933-34 included in the United Kingdom.

No. 11—*continued*

ARTICLES, AND COUNTRIES OF FINAL DESTINATION; ALSO SHARE OF EACH PROVINCE	QUANTITY					VALUE				
	1982-33	1983-34	1984-85	1985-86	1986-37	1982-33	1983-34	1984-85	1985-86	1986-37
Grain, Pulse, and Flour—*continued*						R	R	R	R	R
Pulse—concluded										
Total of Pulse—continued	Tons	Tons	Tons	Tons	Tons					
British West India Islands (*excluding* Bahamas)	618	944	506	677	594	81,458	1,14,139	65,563	94,293	77,495
British Guiana	671	569	534	347	470	76,063	59,424	57,084	42,696	54,836
Commonwealth of Australia	1,344	244	400	618	543	1,08,781	19,870	38,219	59,151	46,159
New Zealand	102	133	180	140	193	11,284	13,295	16,916	16,123	20,411
Fiji Islands	481	690	452	574	656	60,726	77,879	52,804	77,461	73,825
Other British Possessions	2	..	8	13	..	579	473	2,338	3,132	188
TOTAL BRITISH EMPIRE	72,899	61,653	86,097	69,427	73,523	76,21,420	61,98,976	85,68,917	72,05,210	78,94,729
Germany	60	5,580	1,234	..	2	11,186	4,41,598	1,18,001	..	200
Netherlands	200	72	4,152	13	50	7,881	5,211	3,29,358	1,397	3,400
Belgium	10	121	529	121	110	1,297	13,585	43,907	13,201	6,805
France	17,107	18,291	..	..	16,672	15,05,542	15,28,894	57	61	14,56,353
Spain	..	..	395	..	..	..	..	30,908	..	..
Italy (*excluding* Fiume)	11	24	894	..	..	1,815	2,253	76,500	..	..
Syria	50	112	242	48	68	12,505	27,880	34,343	7,500	10,875
Maskat Territory and Trucial Oman	99	151	154	86	134	11,641	17,154	17,068	9,937	14,435
Other Native States in Arabia	357	280	536	546	570	45,076	29,419	74,235	70,747	66,109
Iraq	109	222	211	207	279	15,175	30,642	27,731	26,734	33,506
Java	365	128	78	39	47	39,132	14,122	7,826	4,597	5,169
Siam	200	164	149	169	121	28,836	19,715	16,655	21,388	15,348
Japan	18,744	16,948	16,051	27,447	44,480	9,28,087	6,89,548	9,89,264	16,79,704	24,61,866
Egypt	138	10	425	403	308	15,555	1,011	76,958	58,425	37,588
Portuguese East Africa	401	391	400	487	470	81,201	72,936	67,958	80,201	75,624
Réunion	150	55	227	118	72	24,370	10,880	41,285	22,658	14,812
Italian East Africa (Somaliland and Eritrea)	27	12	35	98	1	4,848	2,489	6,060	11,088	166
Dutch Guiana	135	126	156	60	136	17,543	15,574	18,614	7,870	16,348
Other Foreign Countries	46	67	72	54	74	7,251	8,245	10,118	7,457	10,630
TOTAL FOREIGN COUNTRIES	38,218	42,704	25,937	29,896	63,603	27,58,836	29,32,106	19,36,797	20,17,995	42,29,333
Share of Bengal	*25,664*	*22,814*	*26,968*	*23,369*	*24,153*	*27,32,954*	*21,65,173*	*25,65,651*	*23,75,015*	*23,80,223*
,, *Bombay*	*12,319*	*16,695*	*19,285*	*21,603*	*23,123*	*21,38,660*	*25,05,325*	*29,72,157*	*29,12,944*	*30,90,159*
,, *Sind*	*35,772*	*33,169*	*34,646*	*12,065*	*26,955*	*32,10,298*	*28,29,232*	*29,11,104*	*10,58,194*	*23,34,919*
,, *Madras*	*2,129*	*1,774*	*2,143*	*2,036*	*1,810*	*2,59,155*	*1,84,532*	*2,33,624*	*2,16,248*	*1,61,813*
,, *Burma*	*35,228*	*29,914*	*29,092*	*40,360*	*61,581*	*19,38,489*	*14,48,810*	*18,23,178*	*26,66,804*	*36,67,549*
TOTAL	111,117	104,357	112,034	99,323	137,126	1,03,79,756	91,31,082	1,05,05,714	92,23,205	1,16,24,062
Rice in the husk (Paddy) (*F. O*)—	Tons	Tons	Tons	Tons	Tons					
United Kingdom (*including* Channel Islands)	1	..	594	..	2	87	54	80,964	6	93
Ceylon (*excluding* Maldives)	13,672	9,632	13,663	16,499	5,907	6,78,889	3,78,015	6,29,118	8,61,008	3,89,498
Canada—										
Via Atlantic Coast	..	..	50	..	140	..	..	1,412	..	3,979
,, Pacific ,,	500	..	..	..	25	27,828	..	..	..	2,040
Other British Possessions	1	..	..	3	42	249	18	13	894	2,234
TOTAL BRITISH EMPIRE	14,174	9,632	14,307	16,502	6,109	7,07,003	3,78,087	6,31,502	8,61,408	3,52,844

No. 11—*continued*

ARTICLES, AND COUNTRIES OF FINAL DESTINATION; ALSO SHARE OF EACH PROVINCE	QUANTITY					VALUE				
	1932-33	1933-34	1934-35	1935-36	1936-37	1932-33	1933-34	1934-35	1935-36	1936-37
						Rs	Rs	Rs	Rs	Rs
Grain, Pulse, and Flour—*continued*										
Rice in the husk (Paddy) (I. C.)—*continued*	Tons	Tons	Tons	Tons	Tons					
Germany	36,427	781	..	..	..	16,38,045	24,832	39	..	..
Netherlands	7,016	100	50	50	1,572	3,32,466	3,409	1,412	2,191	72,255
Belgium	1,226	5	..	..	..	59,715	188	..	..	..
Italy (*including* Fiume)	..	160	..	..	..	..	5,210	..	..	35
Greece (*including* Crete)	..	..	..	..	500	..	..	..	..	24,348
United States of America—										
Vid Atlantic Coast	..	2	..	..	..	..	120	..	..	..
,, Pacific ,,	..	700	..	..	..	..	29,217	..	..	..
Other Foreign Countries	1	4	..	..	10	678	1,091	110	81	1,371
TOTAL FOREIGN COUNTRIES	44,670	1,752	50	50	2,082	20,30,904	64,062	1,561	2,272	98,009
Share of Bengal	*2,161*	*3*	*197*	..	*68*	*1,12,469*	*204*	*10,961*	*37*	*6,881*
,, *Bombay*	*2*	*6*	..	..	..	*331*	*1,330*	*66*	..	*151*
,, *Sind*	..	..	..	*3*	..	..	..	*17*	*350*	..
,, *Madras*	*2,023*	*1,032*	*4,206*	*4,079*	*682*	*1,25,551*	*51,246*	*2,20,622*	*2,54,493*	*39,064*
,, *Burma*	*44,653*	*10,393*	*9,954*	*13,470*	*7,441*	*24,99,056*	*3,89,349*	*4,81,501*	*6,08,300*	*4,04,755*
TOTAL	58,844	11,384	14,357	16,552	9,191	27,37,907	4,42,149	6,63,063	8,63,680	4,50,858
Rice not in the husk (I. C.)—										
Boiled rice—	Tons	Tons	Tons	Tons	Tons					
United Kingdom (*including* Channel Islands)	4,179	3,234	2,841	2,226	1,722	3,56,649	2,08,285	2,06,754	2,00,849	1,68,303
Palestine	346	62	46	79	120	32,861	5,236	4,696	8,745	11,156
Aden and Dependencies	6,804	11,709	10,546	8,758	16,336	6,88,560	7,87,957	7,88,601	7,82,045	15,20,735
Bahrein Islands	13,804	7,822	6,907	10,920	10,768	17,05,004	8,53,775	6,59,608	12,05,657	12,14,788
Ceylon (*excluding* Maldives)	337,690	396,467	388,855	422,682	424,840	3,34,33,817	2,65,48,143	2,76,18,902	3,48,29,720	3,48,54,573
Maldives	98	52	114	24	21	10,308	4,998	11,760	2,190	1,640
Straits Settlements	21,482	17,871	14,372	20,440	28,506	17,34,843	12,07,241	11,25,041	17,60,891	23,16,288
Federated Malay States	21,352	22,781	22,727	26,908	28,475	16,12,990	13,73,622	15,52,671	21,57,741	21,95,707
Hongkong	348	91	1	..	2	22,550	2,550	237	..	425
Nigeria (*including* Br. Mandated Territory of Cameroons)	250	..	600	2,710	,513	15,294	..	38,155	2,11,249	3,46,785
Union of South Africa	19,847	20,986	23,573	23,523	27,671	20,52,870	17,47,194	21,70,165	25,00,935	31,00,206
Zanzibar and Pemba	116	138	110	136	249	12,125	11,809	10,380	15,052	30,675
Kenya Colony	759	763	518	898	865	87,038	66,385	52,908	1,06,190	1,10,474
Tanganyika Territory	75	100	73	102	88	7,757	7,861	7,231	11,838	10,597
Somaliland Protectorate	2,643	3,427	2,541	1,152	2,318	2,53,825	3,07,044	1,47,905	84,142	1,84,905
Anglo-Egyptian Sudan	904	252	120	274	1,362	99,710	27,428	13,661	29,766	1,04,845
Mauritius and Dependencies	51,337	52,057	61,604	54,128	49,509	45,94,290	36,32,428	46,81,479	47,16,174	47,46,265
Seychelles	293	295	164	332	371	31,303	24,875	19,056	30,862	38,351
Canada—										
Vid Atlantic Coast	..	500	49	..	50	..	45,288	4,902	..	5,450
,, Pacific ,,	..	..	..	..	..	..	..	38	..	..
British West India Islands (*excluding* Bahamas)	7,791	16,691	29,868	32,994	19,791	5,97,672	10,62,974	20,32,880	26,18,815	15,98,843
British Honduras	..	..	..	100	..	..	..	..	7,465	..
Fiji Islands	2	..	18	35	50	510	65	2,762	5,150	8,168
Other British Possessions	35	17	22	28	2	3,789	2,586	1,276	2,425	278
TOTAL BRITISH EMPIRE	540,155	555,815	565,250	609,414	617,624	4,78,52,765	3,78,27,389	4,11,76,106	5,12,82,402	5,25,69,402
Germany	1,051	842	350	3,050	3,930	1,11,841	54,307	30,634	2,21,212	2,81,149
Netherlands	800	1,209	200	275	1,780	85,452	1,17,947	21,328	30,271	1,65,631
France	156	158	106	110	15	16,977	14,198	11,557	13,590	1,658
Portugal (*including* Azores and Madeira)	200	230	..	..	..	18,036	24,448	..	..	..
Greece (*including* Crete)	805	215	285	255	450	85,989	22,851	25,055	29,468	44,628
Turkey, European	1,562	135	300	30	..	1,78,421	13,451	33,008	3,279	..
Turkey, Asiatic	320	123	186	155	338	32,224	8,401	13,951	16,110	36,188
Syria	1,093	428	177	137	202	1,07,090	36,446	17,686	15,845	23,265

No. 11—*continued*

ARTICLES, AND COUNTRIES OF FINAL DESTINATION; ALSO SHARE OF EACH PROVINCE	QUANTITY					VALUE				
	1932-33	1933-34	1934-35	1935-36	1936-37	1932-33	1933-34	1934-35	1935-36	1936-37
Grain, Pulse, and Flour—*continued*						R	R	R	R	R
Rice, not in the husk (I. C.)—continued	Tons	Tons	Tons	Tons	Tons					
Boiled rice—*continued*										
Maskat Territory and Trucial Oman	20,986	16,412	18,008	17,234	19,097	23,75,168	15,60,927	18,01,707	17,24,093	19,11,138
Other Native States in Arabia	20,029	24,815	24,993	25,292	24,794	21,10,527	16,72,081	18,72,985	22,70,111	23,57,959
Iraq	232	25	37	30	41	50,784	4,212	4,050	3,014	4,854
Iran	1,296	248	189	..	31	1,34,912	18,358	18,278	44	3,278
Java	15	75	50	52	1	2,472	7,478	6,420	6,302	122
Siam	183	..	..	..	..	17,010	..	..	..	12
Egypt	2,166	1,937	1,844	3,037	1,620	2,16,660	1,23,545	1,18,088	2,25,599	1,17,804
French West Africa (*including* French Mandated Territories of Togoland and Cameroons)	..	..	110	100	24	..	..	9,835	6,869	1,834
Portuguese East Africa	893	474	752	606	651	95,581	37,658	63,565	54,588	69,731
Italian East Africa (Somaliland and Eritrea)	2,154	3,015	2,050	3,028	288	2,39,567	2,59,839	2,64,307	3,14,922	23,215
French Somaliland	846	1,024	666	529	604	1,01,416	77,583	64,600	56,079	58,847
Réunion	2,286	..	..	..	..	1,78,083	..	..	..	..
United States of America—										
Vid Atlantic Coast	287	668	1,345	1,406	2,839	33,540	71,374	1,47,312	1,63,809	3,35,694
,, Pacific	..	..	3	..	..	..	..	913	131	279
Cuba	373	1,312	118	405	435	70,234	1,16,164	11,238	44,826	49,860
French West Indies (Guadeloupe and Martinique)	732	377	752	127	366	67,854	31,189	63,457	13,174	40,480
Chile (*including* the Pacific Coast of Patagonia)	..	..	..	..	844	..	..	..	..	69,197
Other Foreign Countries	73	77	8	6	24	6,576	6,003	1,331	1,091	2,603
TOTAL FOREIGN COUNTRIES	57,978	52,299	55,350	55,864	58,219	62,41,334	42,84,305	45,95,800	52,14,431	55,98,490
Share of Bengal	*100,814*	*80,415*	*78,897*	*69,747*	*92,151*	*1,15,06,479*	*68,36,803*	*76,66,982*	*75,36,049*	*1,05,48,154*
,, *Orissa*	..	..	..	..	*162*	..	..	..	..	*16,500*
,, *Bombay*	*8*	*16*	*36*	..	*322*	*2,100*	*2,100*	*4,970*	..	*32,506*
,, *Sind*	*27,248*	*16,797*	*22,329*	*23,416*	*25,576*	*38,08,491*	*20,10,427*	*23,32,295*	*25,55,509*	*26,36,523*
,, *Madras*	*64,858*	*78,080*	*72,877*	*70,532*	*83,870*	*86,32,041*	*79,97,129*	*80,67,472*	*83,75,720*	*96,72,643*
,, *Burma*	*399,205*	*432,307*	*444,441*	*500,583*	*473,762*	*2,96,44,988*	*2,62,65,186*	*2,76,50,187*	*3,80,29,555*	*3,52,61,566*
TOTAL	598,133	607,014	618,580	664,278	675,843	5,35,94,099	4,21,11,044	4,57,71,906	5,64,96,833	5,81,67,892
	Tons	Tons	Tons	Tons	Tons					
Cleaned Rice—										
United Kingdom (*including* Channel Islands)	37,343	29,579	57,848	38,344	40,684	20,03,200	27,77,376	40,09,356	30,98,737	33,30,003
Irish Free State (*a*)	—	—	183	523	367	—	..	9,527	40,889	26,257
Malta and Gozo	360	613	879	794	544	31,809	62,588	67,968	59,539	37,892
Cyprus	150	95	..	45	400	10,769	5,208	..	3,352	23,894
Palestine	21	29	105	509	507	2,722	2,604	7,435	35,237	32,701
Aden and Dependencies	639	771	452	587	917	81,587	80,620	42,182	76,329	1,20,118
Bahrein Islands	3,329	4,854	5,422	6,597	8,179	4,27,483	1,23,958	4,03,961	5,73,461	7,25,839
Ceylon (*excluding* Maldives)	1,859	598	590	806	2,240	2,05,501	79,378	83,125	1,18,506	2,15,081
Maldives	5	17	112	9	9	558	1,687	15,261	1,050	873
Straits Settlements	130,564	126,968	112,514	114,496	123,444	90,67,270	78,01,697	68,38,708	89,17,169	91,52,697
Federated Malay States	35,324	37,150	30,280	40,598	43,720	25,48,671	21,17,490	18,41,547	31,78,451	32,79,728
Hongkong	16,092	28,728	8,632	5,081	12,247	11,70,785	23,49,990	1,78,807	3,71,279	8,51,080
Gambia	400	775	1,600	5,669	5,160	19,707	41,248	90,957	3,84,098	4,08,980
Gold Coast (*including* Br. Mandated Territory of Togoland)	200	25	630	5,436	6,641	10,609	1,488	32,151	3,79,360	4,87,994
Nigeria (*including* Br. Mandated Territory of Cameroons)	528	61	90	2,107	4,778	33,669	3,986	4,882	1,70,735	3,48,054
Protectorate of South West Africa	..	..	..	585	..	..	67	..	43,573	..
Union of South Africa	4,922	4,305	3,421	2,176	5,071	5,28,840	3,84,478	2,90,598	2,78,068	4,91,513
Zanzibar and Pemba	10,048	13,550	9,399	9,455	10,946	8,00,858	11,55,438	7,66,811	8,18,160	9,43,894
Kenya Colony	1,098	1,051	1,293	1,509	1,311	2,35,860	2,62,830	3,30,413	3,44,299	3,48,565
Tanganyika Territory	79	79	105	95	189	24,469	25,295	30,853	26,823	44,679
Somaliland Protectorate	201	2	1	35	1	17,025	510	250	2,770	250
Anglo-Egyptian Sudan	25	14	8	11	331	4,010	2,573	2,229	3,342	30,094
Mauritius and Dependencies	425	333	345	961	252	35,268	19,612	19,040	64,654	20,995
Seychelles	2,520	1,440	2,222	1,670	2,387	2,45,552	1,28,677	2 15,619	1,77,051	2,22,041
Socotra (*b*)	—	37	336	11	..	—	3,360	30,678	2,040	..

(*a*) Included into the United Kingdom up to 1932-33.
(*b*) Included into Aden and Dependencies up to 1932-33.

No. 11—*continued*

ARTICLES, AND COUNTRIES OF FINAL DESTINATION; ALSO SHARE OF EACH PROVINCE	QUANTITY					VALUE				
	1932-33	1933-34	1934-35	1935-36	1936-37	1932-33	1933-34	1934-35	1935-36	1936-37
Grain, Pulse and Flour—*continued*						R	R	R	R	R
Rice, not in the husk (i. O)—continued	Tons	Tons	Tons	Tons	Tons					
Cleaned Rice—*continued*										
Canada—										
Vid Atlantic Coast	4,600	6,400	6,525	7,042	8,265	3,50,301	3,48,460	3,82,075	4,87,028	5,82,419
„ Pacific „	70	680	1,000	2,980	4,311	9,840	69,256	96,184	2,15,636	2,54,167
Bahamas	115	458	914	610	1,231	7,218	24,591	53,581	46,274	88,295
British West India Islands (*excluding* Bahama)	6,571	4,138	6,188	9,910	9,018	5,55,722	2,47,768	4,09,824	7,66,965	7,14,463
British Honduras	..	100	125	340	717	..	5,246	7,430	25,178	52,307
Commonwealth of Australia	4,787	4,763	4,086	3,986	5,457	4,00,416	2,41,826	2,29,351	2,76,733	3,87,830
Territory of Papua	2,025	2,000	130	230	545	1,86,910	1,01,442	6,573	17,025	38834
New Zealand	591	1,729	2,821	262	1,189	40,027	97,991	1,58,408	21,167	85,388
Other British Possessions	30	45	21	4	42	4,307	2(446	1,085	1,043	4,017
TOTAL BRITISH EMPIRE	266,261	291,577	251,172	303,423	302,100	2,01,03,467	1,83,71,125	1,66,52,043	2,10,11,116	2,33,45,327
U. S. S. R.—										
Northern	4,800	2,400	..	..	..	3,27,563	1,03,277	..	..	..
Finland	1,000	2,000	21,207	3,750	13,075	49,778	1,01,547	12,26,452	2,57,101	8.08,765
Sweden	4,554	11,973	10,633	6,502	7,542	3,94,517	6,64,124	6,28,407	4,03,572	4,72,553
Norway	300	150	750	1,250	2,049	13,533	8,473	34,344	77,632	1,38,142
Poland (*including* Danzig)	30,200	38,354	49,310	53,128	48,015	19,60,155	17,89,767	25,54,682	33,75,741	31,43,278
Denmark	..	..	2,890	1,650	..	15	..	1,61,229	93,683	..
Germany	212,008	236,393	155,105	75,869	49,901	1,45,07,073	1,34,25,737	86,76,586	52,55,771	35,90,065
Netherlands	91,411	77,851	61,059	99,324	1,09,494	57,85,154	40,90,660	38,08,812	44,31,998	74,40,081
Belgium	7,822	10,592	6,560	5,600	7,575	5,51,042	5,78,599	3,52,238	3,87,523	5,30,758
France	429	576	793	152	226	48,638	55,346	79,689	18,812	20,739
Portugal (*including* Azores and Madeira)	1,589	670	2,000	7,050	15,700	1,29,141	40,820	88,662	4,78,683	10,01,272
Italy (*including* Fiume)	26,160	24,425	23,849	12,119	10,670	17,58,430	13,77,449	15,59,381	9,22,540	8,84,760
Czechoslovakia	..	..	..	2,200	9,375	..	..	..	1,57,164	6,96,591
Greece (*including* Crete)	10	..	..	255	1,379	1,370	..	..	24,938	1,45,949
Roumania	1,200	200	..	..	..	95,803	8,039	..	..	..
Turkey, European	250	..	..	..	..	22,690	..	..	..	..
Turkey Asiatic	..	..	..	..	644	..	..	..	..	42,480
Maskat Territory and Trucial Oman	658	1,121	1,668	1,495	790	55,469	1,25,748	1,68,655	1,54,221	86,665
Other Native States in Arabia	2,024	3,170	3,291	2,477	4,197	2,27,737	2,58,812	2,69,238	2,51,911	3,84,597
Iraq	54	14	5	9	9	10,891	2,462	680	2,595	982
Iran	144	215	44	291	60	24,796	24,605	4,537	22,015	5,594
Sumatra	62,443	69,797	70,010	74,744	47,207	43,26,574	40,73,962	39,53,613	49,05,479	32,54,339
Java	17,398	3,888	25,491	4,198	301	10,27,756	2,00,116	15,17,643	2,69,377	21,531
Celebes and other Islands	25	175	179	..	..	2,034	7,894	7,918	..	..
Siam	774	253	38	44		59,319	17,505	2,632	3,658	1,022
Philippines	..	..	..	..	8,417	..	25	..	..	7,51,064
Japan	74,061	205	4,152	9,118	47,955	62,26,992	12,368	2,72,741	6,86,859	36,14,031
Formosa	9,140	..	..	..	..	7,79,832	..	..	..	..
China (*exclusive* of Hongkong and Macao)	231,985	166,145	178,409	71,063	16,584	1, 5,42,231	91,09,656	96,94,698	49,19,036	11,56,201
Egypt	38,819	22,145	28,039	10,669	7,546	22,35,186	11,65,847	16,29,257	7,41,854	5,09,318
Spanish West Africa	..	..	..	266	325	..	..	..	19,494	20,095
French West Africa (*including* Fr. Mandated Territories of Togol and and Cameroons)	..	..	40	317	1,847	..	..	2,149	26,226	1,84,172
Portuguese East Africa	6,909	6.914	5,199	5,788	4,909	7,76,297	5,09,901	5,26,450	6,13,249	5,64,468
Italian East Africa (Somaliland and Eritrea)	91	23	64	53	1	15,832	4,450	9,301	6,716	255
United States of America—										
Vid Atlantic Coast	220	50	1,106	407	208	20,948	2,687	68,522	30,810	22,819
„ Pacific „	..	—	..	..	..	..	—	27	25	..
Cuba	38,170	44,878	16,597	25,044	31,585	29,22,888	26,57,477	8,40,944	20,76,476	27,43,457
Hayti and St. Domingo	2,000	600	..	..	..	1,32,603	35,115	..	..	..
Colombia	43	..	5	..	1,459	3,159	..	515	..	1,27,774
Venezuela	933	814	9	..	..	54,949	45,589	453	..	..
Brazil	..	—	..	..	866	—	..	..	—	63,384
Chile (*including* the Pacific Coast of Patagonia)	30	..	..	2,545	2,029	2,684	—	..	2,87,087	2,04,024
Bolivia	..	..	..	..	199	—	..	..	..	15,188
Other Foreign Countries	18	111	10	5	2	2,677	6,925	2,499	1,085	270
TOTAL FOREIGN COUNTRIES	862,647	726,102	661,917	447,372	452,162	6,24,74,770	4,06,48,427	3,81,38,454	3,08,55,116	3,25,50,492

No. 11—*continued*

ARTICLES, AND COUNTRIES OF FINAL DESTINATION; ALSO SHARE OF EACH PROVINCE	QUANTITY					VALUE				
	1932-33	1933-34	1934-35	1935-36	1936-37	1932-33	1933-34	1934-35	1935-36	1936-37
Grain, Pulse, and Flour—*continued*						R	R	R	R	R
Rice, not in the husk (I. C)—continued	Tons	Tons	Tons	Tons	Tons					
Cleaned Rice—*concluded*										
Share of Bengal	*13,969*	*25,104*	*14,269*	*9,392*	*15,781*	*15,69,115*	*25,00,499*	*15,04,692*	*11,49,704*	*18,03,343*
,, *Bombay*	*11,580*	*12,366*	*12,559*	*12,932*	*12,131*	*19,53,369*	*17,45,237*	*18,31,899*	*18,83,415*	*18,64,884*
,, *Sind*	*665*	*643*	*824*	*665*	*840*	*1,03,296*	*93,200*	*1,13,666*	*88,648*	*1,05,320*
,, *Madras*	*28*	*140*	*22*	*126*	*39*	*3,900*	*13,445*	*2,606*	*14,957*	*4,316*
,, *Burma*	*1,103,371*	*979,426*	*885,415*	*687,701*	*735,471*	*7,89,43,557*	*5,46,64,241*	*5,13,37,634*	*4,87,30,508*	*5,21,17,426*
TOTAL	1,128,008	1,017,679	913,089	710,795	754,262	8,25,78,237	5,90,19,552	5,47,90,497	5,18,66,232	5,58,95,819
Broken cleaned rice—	Tons	Tons	Tons	Tons	Tons					
United Kingdom (*including* Channel Islands)	38,688	27,552	25,293	9,071	9,237	20,34,852	12,57,362	10,49,089	5,40,560	6,46,466
Aden and Dependencies	926	1,598	1,745	399	823	65,136	64,365	56,568	23,609	20,627
Ceylon (*excluding* Maldives)	4,559	6,101	1,845	2	307	3,26,532	3,07,780	97,440	102	23,902
Straits Settlements	609	1,289	2,481	367	968	19,420	35,637	73,519	12,754	40,930
Hongkong	5,894	5,109	101	..		2,13,982	1,84,748	1,574	..	3,291
Other British Possessions	..	68	20	92	75	..	4,243	840	6,705	4,994
TOTAL BRITISH EMPIRE	45,676	41,717	31,485	9,931	11,011	26,59,722	18,04,630	12,79,930	5,83,730	7,40,210
Sweden	..	..	..	200	..	..	..	..	14,933	..
Germany	9,245	6,878	2,479	140	100	5,36,662	2,64,239	1,31,784	9,707	7,933
Netherlands	1,555	1,775	1,149	..	400	95,531	80,882	72,809	..	22,711
Belgium	19,925	30,350	13,096	1,992	350	9,62 912	9,62,611	4,38,255	1,13,209	18,212
Italy (*including* Fiume)	2,019	1,870	1,040	750	1,675	1,19,024	87,648	1,10,311	65,067	1,20,344
Muskat Territory and Trucial Oman	210	197	321	148	244	17,501	15,500	19,044	11,688	21,603
Other Native States in Arabia	153	122	92	50	92	9,695	4,809	4,419	4,939	8,527
China (*exclusive* of Hongkong and Macao)	59	541	268	..	..	1,781	15,368	13 902	..	..
United States of America—*Pcf* Atlantic Coast	..	100	200	..	..	..	5,598	6,067	..	..
Other Foreign Countries	1	46	..	30	24	156	1,920	..	1,773	1,504
TOTAL FOREIGN COUNTRIES	33,167	41,888	19,548	3,310	3,885	17,43,262	14,33,575	7,92,091	2,11,311	2,01,034
Share of Bengal	*707*	*2,125*	*970*	*995*	*2,564*	*40,292*	*1,49,543*	*73,518*	*35,776*	*2,39,733*
,, *Bombay*	*7*	*90*	*186*	*83*	*119*	*810*	*8,842*	*8,993*	*7,772*	*10,736*
,, *Sind*	*419*	*110*	*92*	*126*	*239*	*41,148*	*9,486*	*7,931*	*10,238*	*21,122*
,, *Madras*	..	..	..	..	..	..	*10*	*1*	..	..
,, *Burma*	*77,710*	*81,980*	*49,750*	*12,038*	*10,874*	*43,90,739*	*30,76,379*	*19,81,473*	*6,91,255*	*6,69,663*
TOTAL	78,843	83,605	50,978	13,241	13,396	44,02,984	32,43,205	20,72,021	7,95,041	9,41,244
Other sorts—	Tons	Tons	Tons	Tons	Tons					
United Kingdom (*including* Channel Islands)	...	1,050	2,303	481	2,111	5	20,769	69,480	15,769	82,360
Ceylon (*excluding* Maldives)	206	163	211	216	204	54,343	36,386	48,195	47,650	47,815
Straits Settlements	3,824	7,843	6,118	3,115	3,577	2,11,840	2,51,589	2,09,133	1,17,695	4,59,028
Hongkong	5,513	7,735	90	78	1,675	2,04,317	2,25,886	5,401	5,387	1,12,345
Kenya Colony	14	24	23	15	15	3,481	7,910	7,070	5,238	5,013

No. 11—*continued*

RTICLES, AND COUNTRIES OF FINAL DESTINATION; ALSO SHARE OF EACH PROVINCE.	QUANTITY					VALUE				
	1932-33	1933-34	1934-35	1935-36	1936-37	1932-33	1933-34	1934-35	1935-36	1936-37
Grain, Pulse and Flour—*continued.*						R	R	R	R	R
ice, *not in the husk (I. C)* —continued	Tons	Tons	Tons	Tons	Tons					
Other sorts—*continued*										
Other British Possessions .	23	65	31	20	58	5,608	10,046	6,040	4,078	8,758
TOTAL BRITISH EMPIRE	9,580	16,880	8,866	3,020	12,640	4,79,544	5,52,536	3,45,269	2,26,362	7,45,819
Norway	400	300	..	..	..	22,717	12,847	..	..	..
Germany	5,802	2,000	..	150	..	3,41,100	1,00,456	..	3,711	..
Netherlands . . .	2,875	50	..	200	50	1,58,149	1,976	..	10,935	3,211
Belgium . . .	915	..	..	..	..	64,069	..	..	..	..
Java	900	420	265	..	300	49,441	20,757	9,728	..	17,920
Celebes and other Islands .	..	..	..	300	..	..	..	..	20,067	..
Formosa . . .	200	..	..	..	..	14,934	..	..	..	..
China (*exclusive* of Hongkong and Macao) . . .	1,779	3,925	749	651	..	1,02,252	1,46,296	37,066	43,313	..
Egypt	300	..	..	..	..	23,717	..	..	..	..
Other Foreign Countries .	61	66	10	50	39	5,592	4,759	1,916	6,516	5,496
TOTAL FOREIGN COUNTRIES	12,732	6,761	1,024	1,351	389	7,82,970	2,87,091	48,710	89,542	26,627
Share of Bengal . . .	*12*	*13*	*16*	*6*	*156*	*1,710*	*1,524*	*1,916*	*748*	*18,606*
,, *Bombay* . .	*234*	*203*	*250*	*271*	*268*	*62,816*	*51,554*	*59,979*	*60,363*	*61,911*
,, *Madras* . .	*3*	*42*	*7*	*7*	*10*	*491*	*5,038*	*1,054*	*1,139*	*1,474*
,, *Burma* . .	*22,063*	*23,353*	*8,618*	*5,017*	*12,595*	*11,97,492*	*7,83,491*	*3,81,030*	*2,53,651*	*6,94,956*
TOTAL .	22,312	23,641	9,890	5,301	13,029	12,62,514	8,89,627	3,93,979	3,15,904	7,71,948
TOTAL OF RICE NOT IN THE HUSK—	Tons	Tons	Tons	Tons	Tons					
United Kingdom (*including* Channel Islands) . .	75,210	71,415	88,375	50,122	53,754	53,94,406	42,03,792	53,35,529	33,55,915	42,27,132
Irish Free State (*a*) . .	—	..	153	573	417	—	..	9,527	44,078	29,290
Malta and Gozo . .	360	828	679	794	544	31,809	68,191	67,968	59,539	37,882
Cyprus	179	95	..	45	400	13,989	5,208	..	3,352	23,894
Palestine	367	91	151	588	627	35,583	7,840	12,181	44,032	43,857
Aden and Dependencies .	8,378	14,080	12,747	9,741	17,586	8,35,767	9,33,930	8,83,012	6,82,413	16,62,389
Bahrein Islands . .	17,133	12,676	12,334	17,559	18,953	21,32,487	12,77,738	10,94,284	17,78,124	19,41,599
Ceylon (*excluding* Maldives)	394,314	403,229	391,501	423,706	427,591	3,40,20,193	2,69,71,682	2,78,47,662	3,49,90,978	3,51,41,371
Maldives	108	109	233	33	30	11,610	9,503	27,921	3,240	2,512
Straits Settlements . .	156,479	153,971	135,486	138,418	161,495	1,10,33,373	87,96,114	82,46,396	1,08,88,009	1,19,98,943
Federated Malay States .	57,176	59,931	53,007	67,506	72,226	41,60,761	34,61,112	33,94,218	53,31,192	54,78,184
Hongkong . . .	27,847	51,063	2,824	5,104	14,020	16,11,634	27,13,269	1,81,119	3,76,616	9,67,091
Gambia	400	775	1,600	5,669	6,160	19,707	41,248	90,957	3,84,098	4,05,980
Gold Coast (*including* Br. Mandated territory of Togoland) . . .	200	25	630	5,464	6,641	10,603	1,483	32,151	3,81,785	4,87,994
Nigeria (*including* Br. Mandated territory of Cameroons)	778	61	690	4,817	9,291	51,963	3,986	42,987	3,81,984	6,94,889
Protectorate of South West Africa	..	..	..	585	..	..	67	80	48,578	..
Union of South Africa .	24,775	25,844	26,019	25,708	32,754	25,83,481	21,38,251	24,62,901	27,80,488	35,98,630
Zanzibar and Pemba . .	11,007	13,658	9,513	9,596	11,196	9,03,553	11,67,417	7,78,051	8,29,007	9,75,019
Kenya Colony . . .	1,871	1,843	1,834	2,422	2,191	3,26,319	3,37,125	3,90,386	4,55,727	4,84,052
Tanganyika Territory .	156	181	180	199	278	32,833	33,861	38,829	39,359	56,180
Somaliland Protectorate .	2,844	3,429	2,542	1,187	2,314	2,70,850	2,07,554	1,48,155	86,913	1,85,155
Anglo-Egyptian Sudan .	929	266	128	285	1,698	1,03,870	30,141	15,976	33,288	1,85,062
Mauritius and Dependencies	51,735	52,392	61,013	55,091	49,768	46,30,335	36,52,480	47,01,884	47,81,488	47,07,852
Seychelles . . .	2,813	1,735	2,466	1,972	2,758	2,76,855	1,53,552	2,84,675	2,07,913	2,60,302
Socotra (*b*) . . .	—	41	386	11	..	—	4,880	30,878	2,040	..

(*a*) Included in the United Kingdom up to 1932-33.
(*b*) Included in Aden and Dependencies ,, ,, ,,

No. 11—*continued*

ARTICLES, AND COUNTRIES OF FINAL DESTINATION; ALSO SHARE OF EACH PROVINCE	QUANTITY					VALUE				
	1932-33	1933-34	1934-35	1935-36	1936-37	1932-33	1933-34	1934-35	1935-36	1936-37
Grain, Pulse and Flour—*continued*										
Rice, not in the husk (*I. C.*)—continued										
TOTAL OF RICE, NOT IN THE HUSK—*continued*	Tons	Tons	Tons	Tons	Tons	₹	₹	₹	₹	₹
Canada—										
Vid Atlantic Coast	4,600	6,900	6,574	7,042	8,815	3,50,301	3,93,754	3,86,977	4,87,028	5,87,869
„ Pacific „	70	630	1,000	2,960	4,336	9,840	69,256	98,220	2,15,686	2,55,781
Bahamas	116	458	936	610	1,231	7,323	24,591	54,717	46,274	89,295
British West India Islands (*excluding* Bahamas)	14,362	20,829	35,551	42,904	28,809	11,53,394	13,10,737	24,42,654	33,85,780	28,13,806
British Honduras	..	100	125	440	717	..	5,246	7,430	32,638	52,807
Commonwealth of Australia	4,792	4,763	4,036	3,986	5,459	4,00,895	2,41,826	2,29,351	2,76,783	3,88,103
Territory of Papua	2,025	2,000	130	230	545	1,36,910	1,01,442	6,572	17,025	38,834
New Zealand	531	1,734	2,821	262	1,189	40,027	93,297	1,58,408	21,167	85,388
Fiji Islands	18	18	18	39	61	1,829	2,656	2,832	6,173	10,037
Other British Possessions	14	44	21	..	31	2,988	2,376	1,015	20	2,208
TOTAL BRITISH EMPIRE	851,672	905,489	856,723	885,688	9,43,875	7,05,95,498	5,85,55,630	5,94,58,348	7,81,03,610	7,74,00,258
U. S. S. R.—										
Northern	4,800	2,400	..	..	..	3,27,563	1,08,277	..	..	..
Finland	1,000	2,000	21,207	3,750	13,075	49,778	1,01,547	12,28,452	2,57,101	8,08,765
Sweden	4,554	11,973	10,538	6,705	7,542	3,94,517	6,64,124	6,28,407	4,18,761	4,72,553
Norway	700	450	750	1,250	2,049	37,250	21,320	34,344	77,632	1,38,142
Poland (*including* Danzig)	30,200	38,379	49,210	53,158	48,015	19,60,155	17,92,489	25,54,682	33,77,514	31,43,278
Denmark	..	..	2,890	1,650	..	15	..	1,61,229	93,683	..
Germany	228,106	246,113	157,934	79,209	58,881	1,54,96,676	1,38,44,789	88,39,004	54,95,401	38,79,147
Netherlands	95,641	80,835	62,403	69,799	111,724	60,74,286	42,91,465	39,03,449	44,73,204	76,32,534
Belgium	28,667	40,942	19,656	7,592	7,925	15,78,565	15,41,210	7,85,493	5,00,732	5,49,170
France	585	734	904	262	241	60,615	69,544	91,246	32,402	22,392
Portugal (*including* Azores and Madeira)	1,789	900	2,000	7,050	15,700	1,47,179	64,768	88,662	4,78,683	10,01,272
Italy (*including* Fiume)	28,184	26,390	25,289	12,869	12,345	18,73,094	14,69,922	16,70,192	9,77,607	9,55,187
Czechoslovakia	..	..	..	2,200	9,385	..	..	..	1,57,154	6,97,182
Roumania	1,200	200	..	..	..	93,803	8,089	..	..	..
Greece (*including* Crete)	315	215	235	510	1,629	37,309	22,851	25,055	54,406	1,90,572
Turkey, European	1,792	135	300	30	..	2,01,111	13,451	33,003	3,279	..
Turkey, Asiatic	320	128	136	153	977	32,224	8,401	12,951	16,110	78,668
Syria	1,093	439	178	137	202	1,07,090	37,143	17,956	15,849	23,315
Muskat Territory and Trucial Oman	21,849	16,730	19,997	18,901	20,160	24,78,185	17,02,190	19,84,406	18,92,859	[20,23,050
Other Native States in Arabia	22,905	27,617	28,376	27,819	29,083	23,47,975	19,35,763	21,46,642	25,26,978	27,51,083
Iraq	288	39	42	39	50	62,050	6,674	4,730	5,609	5,836
Iran	1,440	463	233	298	91	1,59,735	43,042	22,815	22,400	8,891
Sumatra	62,491	69,805	70,013	74,744	47,210	43,29,312	40,75,103	39,53,909	49,05,479	32,54,688
Java	16,318	4,383	25,806	4,245	602	10,79,669	2,28,851	15,33,791	2,75,679	39,573
Celebes and other Islands	25	175	1791	300	..	2,034	7,894	7,918	20,067	..
Siam	970	252	37	44	22	77,781	17,505	3,032	3,673	1,974
Philippines	..	..	..	..	8,417	..	25	..	..	7,51,064
Japan	74,061	205	4,155	9,133	47,964	62,27,022	12,383	2,78,351	6,38,497	36,15,818
Formosa	9,340	..	..	..	..	7,94,266	..	..	..	..
China (*exclusive* of Hongkong and Macao)	233,823	170,513	173,425	71,747	16,585	1,79,96,527	93,71,987	97,45,884	49,64,019	11,56,891
Egypt	36,285	24,192	29,883	13,706	9,166	24,75,533	12,99,050	17,42,345	9,67,453	6,27,120
Tripoli (Libya)	63	4	..	..	..	5,100	213	..	..	..
Spanish West Africa	..	..	..	266	325	..	..	..	19,494	20,965
French West Africa (*including* French Mandated Territories of Togoland and Cameroons)	..	..	150	417	1,871	..	..	11,984	33,095	1,36,006
Portuguese East Africa	7,796	7,394	5,958	6,397	5,569	8,72,958	6,43,647	5,91,876	6,69,345	6,35,145
Réunion	2,238	..	1	1	..	1,78,488	..	150	225	..
Italian East Africa (Somaliland and Eritrea)	2,245	3,063	3,014	3,082	289	2,54,992	2,65,092	2,73,688	3,21,838	28,570
French Somaliland	857	1,032	672	538	604	1,08,586	78,968	66,080	56,869	58,847
United States of America—										
Vid Atlantic Coast	507	818	2,051	1,813	3,047	59,499	79,659	2,21,901	1,94,619	3,53,513
„ Pacific „	..	..	8	..	..	..	..	940	150	279

No. 11—*continued*

ARTICLES AND COUNTRIES OF FINAL DESTINATION; ALSO SHARE OF EACH PROVINCE	QUANTITY					VALUE				
	1932-33	1933-34	1934-35	1935-36	1936-37	1932-33	1933-34	1934-35	1935-36	1936-37
						R	R	R	R	R
Grain, Pulse, and Flour—*continued*										
Rice, not in the husk (I. C)—concluded										
TOTAL OF RICE, NOT IN THE HUSK—*concluded*	Tons	Tons	Tons	Tons	Tons					
Cuba	39,048	46,190	16,715	25,449	32,020	29,93,122	28,13,641	8,52,182	21,21,302	27,03,817
Hayti and St. Domingo	2,000	600	..	..	..	1,32,608	35,115	..	..	..
French West Indies (Guadeloupe and Martinique)	732	377	752	127	366	67,854	31,189	63,457	13,174	40,480
Columbia	43	..	5	..	1,459	3,169	..	515	..	1,27,774
Venezuela	933	814	9	..	..	64,949	45,589	453	..	..
Brazil	..	..	..	..	866	..	..	..	..	68,384
Chile (*including* the Pacific Coast of Patagonia)	30	..	..	2,545	2,878	2,684	..	..	2,37,997	2,78,221
Bolivia	..	..	..	..	199	..	..	..	..	15,188
Other Foreign Countries	..	95	8	..	27	107	5,07	846	70	2,309
TOTAL FOREIGN COUNTRIES	966,524	827,050	785,814	507,927	513,655	7,12,42,336	4,66,58,398	4,35,75,055	3,68,70,400	3,88,76,648
Share of Bengal	*120,795*	*107,657*	*94,151*	*80,140*	*110,753*	*1,31,17,596*	*94,88,303*	*92,47,208*	*87,72,277*	*1,26,04,835*
„ *Orissa*	..	..	..	..	*162*	..	..	..	..	*16,600*
„ *Bombay*	*11,329*	*12,674*	*12,971*	*13,275*	*12,840*	*20,19,094*	*18,10,763*	*19,05,846*	*19,50,550*	*19,70,027*
„ *Sind*	*28,339*	*17,550*	*23,245*	*24,197*	*26,655*	*39,52,930*	*21,13,053*	*25,03,893*	*26,54,395*	*27,63,465*
„ *Madras*	*64,894*	*78,262*	*73,906*	*70,664*	*63,919*	*56,36,439*	*80,13,612*	*80,71,133*	*83,91,816*	*96,78,463*
„ *Burma*	*1,602,339*	*1,516,396*	*1,389,264*	*1,205,339*	*1,222,702*	*11,41,11,782*	*8,37,85,297*	*8,13,00,324*	*8,77,04,972*	*8,87,63,611*
TOTAL	1,828,196	1,732,539	1,592,537	1,398,615	1,457,030	14,18,87,884	10,52,14,028	10,80,28,403	10,94,74,010	11,57,76,901
Rice flour and ground rice (I. C)—	Tons	Tons	Tons	Tons	Tons					
TOTAL BRITISH EMPIRE	1	..	..	6	..	547	178	179	517	84
Maskat Territory and Trucial Oman	90	101	58	32	71	7,967	9,374	5,078	2,773	6,688
Other Foreign Countries	1	..	12	1	4	274	95	2,354	354	613
TOTAL FOREIGN COUNTRIES	91	101	70	33	75	8,241	9,469	7,432	3,127	7,301
Share of Bombay	*2*	..	*12*	*1*	*4*	*631*	*190*	*2,440*	*464*	*639*
„ *Sind*	*90*	*101*	*58*	*32*	*71*	*8,157*	*9,429*	*5,148*	*2,823*	*6,746*
„ *Madras*	..	..	..	..	..	..	*25*	*23*	*16*	..
„ *Burma*	..	..	..	*6*	..	..	..	..	*336*	..
TOTAL	92	101	70	39	75	8,788	9,647	7,611	3,644	7,385
Wheat (I. C)—	Tons	Tons	Tons	Tons	Tons					
United Kingdom (*including* Channel Islands)	..	..	8,612	6,955	209,850	11	17	7,12,885	5,89,648	1,88,23,218
Malta and Gozo	..	..	..	..	1,000	..	..	..	..	80,000
Palestine	..	..	..	..	735	..	..	..	..	1,00,250
Aden and Dependencies	211	159	228	241	274	41,049	32,172	40,619	43,088	47,331
Bahrein Islands	1	47	4	15	28	244	8,410	712	2,040	5,099
Ceylon (*excluding* Maldives)	166	229	286	293	319	20,004	26,734	23,577	28,466	30,411
Straits Settlements	330	254	215	327	178	60,674	42,348	46,144	47,809	30,141
Hongkong	120	24	185	278	118	14,344	2,130	13,182	23,039	9,339
Zanzibar and Pemba	301	243	235	242	256	74,085	54,094	48,825	48,792	48,758
Kenya Colony	117	157	177	280	313	28,329	34,272	34,309	46,663	56,088
Tanganyika Territory	244	250	271	318	369	56,093	50,245	49,144	52,894	62,093
Other British Possessions	10	23	18	14	5	2,461	3,760	2,375	2,303	1,197
TOTAL BRITISH EMPIRE	1,506	1,386	10,173	8,953	213,451	2,08,893	2,54,186	9,76,772	8,79,742	1,92,93,925

No. 11—*continued*

ARTICLES, AND COUNTRIES OF FINAL DESTINATION; ALSO SHARE OF EACH PROVINCE	QUANTITY					VALUE				
	1932-33	1933-34	1934-35	1935-36	1936-37	1932-33	1933-34	1934-35	1935-36	1936-37
Grain, Pulse and Flour—*continued*						R	R	R	R	R
Wheat (I. C.)—continued	Tons	Tons	Tons	Tons	Tons					
Germany	..	..	..	..	9,808	..	..	..	..	8,04,270
Belgium	..	..	..	..	1,200	..	..	..	..	1,08,008
Spain	..	..	..	..	5,800	..	..	..	..	5,22,000
Muskat Territory and Trucial Oman	387	327	347	228	268	36,212	30,080	30,119	20,037	24,406
Other Native States in Arabia	231	284	409	346	598	35,831	34,821	48,480	39,888	60,869
Java	40	25	1	1	..	5,721	2,729	136	226	150
Egypt	..	..	..	..	389	..	..	..	..	47,180
Other Foreign Countries	36	38	32	37	56	5,108	5,846	5,121	8,233	8,111
TOTAL FOREIGN COUNTRIES	694	674	789	637	18,054	83,872	72,776	88,806	68,384	16,65,084
Share of Bengal	*163*	*74*	*142*	*16*	*41*	*21,232*	*7,851*	*12,086*	*1,828*	*5,706*
" *Bombay*	*1,308*	*1,235*	*1,280*	*1,541*	*2,274*	*2,93,173*	*2,50,106*	*2,49,509*	*2,61,115*	*3,69,991*
" *Sind*	*645*	*739*	*2,510*	*7,833*	*229,079*	*59,838*	*67,599*	*7,95,600*	*6,70,863*	*2,05,75,150*
" *Madras*	..	..	..	..	*1*	*195*	*156*	*248*	*286*	*503*
" *Burma*	*73*	*12*	*30*	*200*	*110*	*8,037*	*1,252*	*3,135*	*13,984*	*7,653*
TOTAL	2,194	2,060	10,962	9,590	231,505	3,82,265	3,26,964	10,60,578	9,43,076	2,09,59,009
Wheat flour (I. C.)—	Tons	Tons	Tons	Tons	Tons					
United Kingdom (*including* Channel Islands)	6	10	73	..	349	946	1,736	4,244	161	53,830
Cyprus	..	..	..	..	360	..	..	..	..	40,412
Aden and Dependencies	3,500	2,847	1,659	3,122	5,938	4,03,774	3,28,126	1,69,582	3,33,471	7,30,919
Bahrein Islands	195	231	228	214	308	23,178	25,825	24,336	24,501	34,694
Ceylon (*excluding* Maldives)	325	254	526	307	1,290	40,508	28,817	58,168	33,924	1,86,765
Straits Settlements	1,618	1,611	2,422	3,402	3,911	2,72,121	2,14,345	3,26,764	4,74,581	5,44,514
Federated Malay States	392	148	224	342	399	54,770	18,701	20,358	31,198	35,204
Zanzibar and Pemba	1,500	641	507	342	388	2,82,080	1,08,816	84,742	58,018	60,146
Kenya Colony	1,662	1,422	1,495	3,546	1,368	3,50,042	2,62,263	2,42,059	4,77,055	2,15,820
Tanganyika Territory	87	88	94	82	105	18,898	15,619	14,740	12,748	16,490
Somaliland Protectorate	62	38	18	13	5	6,862	4,248	1,845	1,418	540
Anglo-Egyptian Sudan	2,260	218	210	714	1,281	2,44,075	29,268	30,298	95,542	2,07,484
Mauritius and Dependencies	256	92	101	82	316	29,096	10,611	12,432	10,089	39,122
Seychelles	241	56	17	15	70	48,645	11,569	2,653	2,541	13,993
Other British Possessions	8	20	15	21	19	2,178	5,414	2,902	3,767	3,805
TOTAL BRITISH EMPIRE	12,112	7,670	7,589	12,202	16,113	17,79,873	10,60,358	9,96,128	15,58,954	21,92,238
Muskat Territory and Trucial Oman	2,708	2,095	2,007	1,864	1,743	2,63,206	2,02,517	1,82,646	1,76,706	1,86,749
Other Native States in Arabia	2,862	2,086	1,414	2,763	5,271	4,66,040	2,84,376	1,96,880	3,01,205	7,96,959
Iraq	40	21	31	18	11	6,739	4,204	5,798	1,664	1,302
Siam	227	131	141	182	126	34,359	18,771	12,829	16,919	12,738
Egypt	28	8	20	..	155	2,267	806	2,736	..	24,161
Portuguese East Africa	205	162	169	168	178	40,804	30,517	26,922	28,517	27,730
Italian East Africa (Somaliland and Eritrea)	1,345	206	313	703	1	1,41,465	22,720	33,069	78,988	300
French Somaliland	236	111	23	49	..	28,107	13,490	1,851	4,809	..
Other Foreign Countries	32	40	56	27	23	5,919	4,739	7,947	4,111	4,112
TOTAL FOREIGN COUNTRIES	8,678	4,860	4,174	5,829	7,508	9,89,806	5,77,140	4,70,678	6,72,919	10,50,046

No. 11—*continued*

ARTICLES, AND COUNTRIES OF FINAL DESTINATION ; ALSO SHARE OF EACH PROVINCE	QUANTITY					VALUE				
	1932-33	1933-34	1934-35	1935-36	1936-37	1932-33	1933-34	1934-35	1935-36	1936-37
Grain, Pulse, and Flour —*continued*						R	R	R	R	R
Wheat flour (I. C)—continued	Tons	Tons	Tons	Tons	Tons					
Share of Bengal	*950*	*643*	*841*	*958*	*1,146*	*1,38,110*	*63,687*	*75,898*	*89,150*	*1,07,189*
" *Bombay*	*6,385*	*5,619*	*5,113*	*8,475*	*9,472*	*12,12,293*	*9,23,493*	*8,05,521*	*12,25,909*	*15,12,348*
" *Sind*	*13,359*	*6,130*	*5,809*	*3,563*	*12,914*	*14,13,812*	*6,40,445*	*5,85,321*	*9,05,736*	*16,17,527*
" *Madras*	*1*	..	..	*1*	*6*	*376*	*141*	*1*	*350*	*1,079*
" *Burma*	*95*	*89*	..	*34*	*83*	*11,055*	*9,797*	*55*	*6,715*	*10,144*
TOTAL	20,790	12,536	11,763	13,031	23,621	27,60,679	16,37,493	14,66,796	22,26,864	32,48,284
Other sorts (I. C)—	Tons	Tons	Tons	Tons	Tons					
United Kingdom (*including* Channel Islands)	741	140	288	428	430	46,732	14,284	31,198	46,550	46,566
Ceylon (*excluding* Maldives)	168	147	387	189	675	15,540	14,113	38,320	21,087	78,742
Straits Settlements	77	40	105	82	100	11,420	7,034	17,193	10,569	12,784
Union of South Africa	131	147	177	178	174	22,847	22,855	27,878	26,618	25,261
Kenya Colony	99	140	57	68	47	20,043	27,710	11,016	9,615	8,464
Tanganyika Territory	18	19	22	37	39	3,599	3,499	3,688	5,844	6,338
Mauritius and Dependencies	136	95	144	135	197	25,030	11,672	17,577	22,587	23,894
Other British Possessions	49	47	61	52	104	7,322	7,291	8,829	6,974	11,681
TOTAL BRITISH EMPIRE	1,469	775	1,241	1,214	1,766	1,52,533	1,09,058	1,55,697	1,49,850	2,13,230
Germany	263	260	148	45	21	31,396	25,790	16,715	4,715	2,760
Netherlands	66	55	51	53	156	8,995	5,477	6,068	4,801	21,131
Belgium	76	52	60	71	187	13,504	8,030	6,240	7,950	24,156
France	5	74	120	31	140	500	9,490	15,268	3,125	19,962
Italy (*including* Fiume)	16	5	52	2	..	2,106	630	6,703	279	..
Portuguese East Africa	47	46	59	62	62	8,509	7,500	9,479	9,707	9,474
Other Foreign Countries	5	41	28	73	25	884	3,755	2,861	8,472	4,220
TOTAL FOREIGN COUNTRIES	478	533	513	337	591	65,894	60,672	63,329	39,049	81,703
Share of Bengal	..	*7*	*1*	*1*	..	*28*	*429*	*238*	*143*	*97*
" *Bombay*	*938*	*1,037*	*1,144*	*1,132*	*1,252*	*1,64,165*	*1,42,686*	*1,55,838*	*1,42,643*	*1,64,414*
" *Sind*	*293*	*223*	*301*	*250*	*299*	*31,564*	*23,783*	*23,771*	*28,150*	*33,369*
" *Madras*	*24*	*13*	*255*	*104*	*694*	*1,218*	*429*	*24,631*	*12,997*	*35,538*
" *Burma*	*642*	*30*	*53*	*64*	*112*	*31,468*	*2,403*	*4,550*	*5,861*	*11,615*
TOTA	1,947	1,308	1,754	1,551	2,357	2,13,427	1,69,730	2,19,026	1,88,899	2,94,932
Total of Grain, Pulse, and Flour—	Tons	Tons	Tons	Tons	Tons					
United Kingdom (*including* Channel Islands)	121,609	92,855	150,833	81,448	294,487	88,81,088	59,84,256	1 00,8648	63,98,628	2,55,91,573
Irish Free State (a)	—	..	188	573	5,426	—	..	9,527	44,078	3,26,222
Malta and Gozo	360	345	379	794	1,544	31,809	65,822	67,991	59,539	1,27,332
Cyprus	179	95	7	112	760	13,989	5,208	1,970	9,857	78,306
Palestine	367	96	625	723	1,618	35,583	8,640	74,652	60,547	1,35,303
Aden and Dependencies	13,315	13,708	16,164	16,211	28,160	14,80,894	14,74,202	12,84,471	15,60,773	29,14,194
Bahrein Islands	17,408	13,076	12,937	17,915	19,515	21,65,375	13,25,723	11,79,935	18,21,617	20,08,093
Ceylon (*excluding* Maldives)	426,465	432,712	429,814	466,275	458,680	3,70,29,536	2,96,57,877	3,11,71,713	3,85,60,558	3,81,84,578
Maldives	111	109	237	33	31	11,952	9,759	28,558	3,240	3,713
Straits Settlements	165,717	163,428	145,674	150,449	173,765	1,22,04,200	98,01,159	95,02,660	1,23,57,166	1,35,63,377
Federated Malay States	59,127	61,599	55,364	69,676	74,795	43,76,803	36,66,076	36,08,456	55,42,364	57,14,434
Hongkong	28,999	52,867	3,533	5,937	14,840	16,92,470	27,74,503	2,30,116	4,37,374	10,25,881
Gambia	400	775	1,600	5,669	6,160	19,707	41,248	90,957	3,84,098	4,03,980
Gold Coast (*including* Br. Mandated Territory of Togoland)	200	25	680	5,464	6,641	10,603	1,493	32,151	3,81,785	4,87,994
Nigeria (*including* Br. Mandated Territory of Cameroons)	778	61	690	4,818	9,291	51,985	3,986	43,073	3,82,156	6,04,869
Protectorate of S. W. Africa	..	..	..	585	..	..	101	168	43,573	..

(a) Included into "the United Kingdom" up to 1932-33.

No. 11—*continued*

ARTICLES, AND COUNTRIES OF FINAL DESTINATION; ALSO SHARE OF EACH PROVINCE	QUANTITY					VALUE				
	1932-33	1933-34	1934-35	1935-36	1936-37	1932-33	1933-34	1934-35	1935-36	1936-37
Grain, Pulse, and Flour—*continued*	Tons	Tons	Tons	Tons	Tons	R	R	R	R	R
Total of Grain, Pulse, and Flour—continued										
Union of South Africa	26,814	27,689	28,523	28,269	35,381	29,22,706	24,61,589	28,25,222	31,33,055	39,74,392
Zanzibar and Pemba	13,176	14,875	10,673	10,618	12,225	13,32,526	13,97,152	9,97,892	10,02,662	11,56,945
Kenya Colony	4,255	4,067	4,836	5,946	5,292	3,35,830	7,67,883	8,20,707	10,98,677	9,18,050
Tanganyika Territory	617	659	708	804	988	1,37,002	1,28,797	1,33,320	1,35,881	1,75,543
Somaliland Protectorate	3,237	3,552	2,579	1,225	2,333	3,53,578	2,18,554	1,51,062	90,620	1,87,175
Anglo-Egyptian Sudan	5,455	740	552	1,265	3,461	5,14,156	90,633	72,129	1,58,852	4,09,717
Mauritius and Dependencies	57,010	57,473	60,224	60,994	55,467	54,79,906	41,77,696	55,02,764	55,20,155	54,20,180
Seychelles	3,148	1,866	2,580	2,381	2,077	3,45,188	1,79,516	2,58,183	2,57,490	2,97,870
Socotra (a)	—	65	942	14	..	—	6,768	82,465	2,391	..
Canada—										
Vid Atlantic Coast	4,000	6,903	5,686	7,044	8,472	3,50,301	3,94,254	3,90,195	4,87,288	5,08,720
„ Pacific „	747	750	1,122	3,018	4,504	51,158	76,080	1,07,783	2,19,042	2,78,671
Bahamas	116	458	936	610	1,231	7,323	24,591	54,717	46,274	88,295
British West India Islands (*excluding* Bahamas)	14,980	21,778	36,057	43,581	29,404	12,34,852	14,24,876	25,08,247	34,80,078	28,90,869
British Honduras	..	100	125	440	717	..	5,246	7,430	32,638	52,307
British Guiana	671	569	534	347	470	76,068	59,424	57,096	42,696	54,836
Commonwealth of Australia	6,136	5,007	4,486	4,604	6,023	5,04,676	2,61,696	2,67,570	3,35,884	4,35,934
Territory of Papua	2,025	2,000	130	230	545	1,36,910	1,01,442	6,572	17,025	38,834
New Zealand	63 3	1,867	3,002	402	1,382	51,311	1,11,658	1,75,524	37,290	1,05,799
Fiji Islands	499	708	470	613	717	62,555	80,035	55,656	83,907	84,164
Other British Possessions	14	44	21	2	31	3,320	2,591	1,035	355	2,288
TOTAL BRITISH EMPIRE	980,063	988,716	992,258	1,000,039	12,67,393	8,23,04,405	6,67,89,974	7,19,38,555	8,42,33,603	10,79,09,502
U. S. S. R.—										
Northern	4,800	2,400	..	..	..	3,27,563	1,08,277	..	..	..
Finland	1,000	2,000	21,207	3,750	13,075	49,778	1,01,547	12,26,452	2,57,101	8,08,765
Sweden	4,554	11,973	10,638	6,705	7,542	3,94,517	6,64,124	6,28,407	4,18,761	4,72,553
Norway	700	450	750	1,250	2,049	37,250	21,320	34,844	77,632	1,38,142
Poland (*including* Danzig)	30,200	38,379	40,210	53,158	48,015	19,60,155	17,92,489	25,54,682	33,77,514	31,43,278
Denmark	..	..	2,900	1,660	15	15	..	1,62,466	96,239	2,247
Germany	275,218	252,684	159,416	79,254	63,657	1,79,50,085	1,48,36,950	89,78,259	55,00,116	47,76,472
Netherlands	104,761	81,112	66,661	69,915	113,502	65,55,751	43,05,662	42,40,287	44,81,503	77,29,329
Belgium	29,979	41,135	20,245	7,784	10,806	16,53,140	15,64,522	8,35,802	5,22,020	7,78,417
France	17,706	10,099	1,024	293	17,063	15,67,709	16,07,997	1,06,683	35,068	14,98,707
Spain	..	65	408	30	5,800	..	5,971	32,013	2,520	5,22,000
Portugal (*including* Azores and Madeira)	1,780	900	2,000	7,050	15,700	1,47,177	64,788	88,662	4,78,683	10,01,272
Italy (*including* Fiume)	28,261	26,649	26,241	12,874	12,345	18,81,098	14,84,610	17,54,195	9,78,186	9,55,172
Czechoslovakia	..	..	..	2,200	9,385	..	..	..	1,57,154	6,97,132
Roumania	1,200	200	..	..	..	95,803	8,089	..	..	..
Greece (*including* Crete)	315	215	235	510	2,329	37,309	22,851	25,055	54,406	2,14,920
Turkey, European	1,792	135	300	30	..	2,01,111	18,451	33,003	3,279	..
Turkey, Asiatic	320	123	136	155	983	32,224	8,401	12,951	16,110	79,228
Syria	1,143	551	420	189	270	1,19,595	65,023	52,329	28,829	84,190
Maskat Territory and Trucial Oman	25,049	19,777	22,861	21,663	22,476	28,39,345	19,91,239	22,47,266	21,54,523	22,66,214
Other Native States in Arabia	29,498	33,410	33,257	34,336	37,200	31,50,783	25,38,367	26,37,000	32,60,815	38,36,644
Iraq	438	286	285	259	340	84,565	42,483	38,471	34,007	40,652
Iran	1,527	473	251	293	91	1,68,297	44,151	25,154	22,512	8,995
Sumatra	62,493	69,805	70,013	74,745	47,210	43,30,410	40,75,190	39,54,061	49,05,615	32,54,935
Java	18,732	4,543	25,902	4,805	666	11,27,203	2,46,227	15,44,481	2,83,263	47,128
Celebes and other Islands	25	175	179	360	..	2,034	7,894	7,918	20,067	69
Siam	1,412	564	340	429	297	1,43,525	52,950	38,971	45,908	33,885
Philippines	1	5	6	8	8,426	231	499	699	1,040	7,52,389
Japan	92,805	17,203	22,503	38,951	92,479	71,55,578	7,03,874	13,08,747	24,57,796	60,80,724
Formosa	9,340	..	..	..	..	7,94,266	..	..	..	..
China (*exclusive* of Hongkong and Macão)	283,836	170,630	173,434	71,768	16,615	1,79,99,231	92,74,689	97,47,289	49,66,774	11,59,511
Egypt	36,446	24,120	30,328	14,109	10,019	24,93,855	12,92,667	18,22,054	10,20,942	2,36,471

(a) Included into "Aden and Dependencies" up to 1932-33.

No. 11—*continued*

ARTICLES, AND COUNTRIES OF FINAL DESTINATION; ALSO SHARE OF EACH PROVINCE	QUANTITY					VALUE				
	1932-33	1933-34	1934-35	1935-36	1936-37	1932-33	1933-34	1934-35	1935-36	1936-37
						R	R	R	R	R
Grain, Pulse, and Flour —*concluded*										
Total of Grain, Pulse, and Flour—concluded	Tons	Tons	Tons	Tons	Tons					
Tripoli (Libya)	63	4	..	..	..	5,100	218	..	..	..
Spanish West Africa	..	..	..	266	325	..	..	..	19,494	20,99
French West Africa (*including* French Mandated Territories of Togoland and Cameroons)	..	1	150	420	1,871	..	105	11,934	33,565	1,36,00
Portuguese East Africa	8,467	8,010	6,616	7,134	6,302	10,07,021	7,62,738	7,01,306	7,90,846	7,51,60
Madagascar and Kerguelen	..	..	11	14	36	..	87	1,704	2,019	5,68
Reunion	2,389	58	231	124	75	2,02,997	11,368	41,660	23,611	15,54
Italian East Africa (Somaliland and Eritrea)	4,042	3,324	3,466	6,474	459	4,43,440	2,94,071	3,22,568	6,62,920	46,49
French Somaliland	1,368	1,264	734	910	1,314	1,60,908	1,05,706	70,951	89,057	1,41,72
United States of America—										
Vid Atlantic Coast	508	842	2,651	1,825	3,050	59,628	82,028	2,21,908	1,96,269	3,58,87
,, Pacific ,,	4	700	20	2	..	396	29,217	3,618	516	27
Cuba	39,048	46,190	16,715	25,449	32,020	29,93,122	28,13,641	8,52,182	21,21,302	27,93,31
Hayti and St. Domingo	2,000	600	..	..	..	1,32,608	35,115	..	..	..
French West Indies (Guadeloupe and Martinique)	742	394	767	127	381	69,359	33,344	65,632	13,174	42,71
Colombia	43	..	5	..	1,459	3,169	..	515	..	1,27,77
Venezuela	933	814	9	..	..	64,949	45,589	458	..	..
Dutch Guiana	185	218	156	60	136	17,543	20,357	18,614	7,882	16,84
Brazil	..	..	..	..	866	..	..	..	..	63,38
Chile (*including* the Pacific Coast of Patagonia)	30	..	..	2,545	2,873	2,684	..	..	2,37,987	2,73,22
Bolivia	..	..	..	..	199	..	..	..	..	15,18
Other Foreign Countries	13	25	34	3	27	2,432	3,677	4,618	749	3,52
TOTAL FOREIGN COUNTRIES	1,075,720	881,495	772,817	553,335	609,738	7,84,64,458	5,06,88,562	4,65,01,319	8,96,53,474	4,58,82,16
Share of Bengal	*150,324*	*131,800*	*122,723*	*104,699*	*126,446*	*1,62,27,122*	*1,17,76,878*	*1,19,50,341*	*1,19,58,374*	*1,51,34,84*
,, *Orissa*	..	..	..	..	*162*	..	..	..	..	*16,50*
,, *Bombay*	*45,413*	*42,235*	*43,506*	*54,066*	*58,023*	*69,32,605*	*61,07,301*	*64,64,534*	*73,01,770*	*75,60,42*
,, *Sind*	*97,940*	*58,316*	*58,330*	*56,347*	*305,797*	*89,36,280*	*57,01,579*	*73,05,738*	*55,54,446*	*2,79,76,21*
,, *Madras*	*69,076*	*31,131*	*79,510*	*76,874*	*86,612*	*90,32,961*	*82,50,130*	*85,50,296*	*88,75,306*	*99,55,33*
,, *Burma*	*1,693,030*	*1,556,330*	*1,431,006*	*1,260,888*	*1,292,091*	*11,86,49,395*	*8,56,42,598*	*8,36,65,965*	*9,10,97,281*	*9,28,48,20*
TOTAL	2,055,788	1,870,211	1,755,075	1,553,274	1,877,131	16,07,68,863	11,74,78,536	11,84,39,874	12,40,87,077	15,37,91,66
Gums and Resins—										
Arabic (II. D)—	Cwts.	Cwts.	Cwts.	Cwts.	Cwts.					
TOTAL BRITISH EMPIRE	282	165	290	82	19	4,960	3,017	5,128	2,170	522
Germany	158	405	54	..	..	3,935	7,167	1,356	..	..
Belgium	245	373	210	..	..	3,645	5,392	5,250	..	..
United States of America—*Vid* Atlantic Coast	491	..	96	..	..	9,440	..	1,925	..	..
Other Foreign Countries	20	21	89	33	9	484	500	2,285	1,000	200
TOTAL FOREIGN COUNTRIES	914	799	449	33	9	17,504	13,059	10,816	1,000	200
Share of Bengal	*60*	*14*	*36*	..	*12*	*1,200*	*280*	*584*	..	*33*
,, *Bombay*	*1,086*	*950*	*685*	*32*	*16*	*21,264*	*18,796*	*16,010*	*2,170*	*390*
,, *Madras*	..	..	*18*	*33*	..	..	..	*350*	*1,000*	..
TOTAL	1,146	964	789	165	28	22,464	16,076	15,944	3,170	722

No. 11—*continued*

ARTICLES, AND COUNTRIES OF FINAL DESTINATION; ALSO SHARE OF EACH PROVINCE	QUANTITY					VALUE				
	1932-33	1933-34	1934-35	1935-36	1936-37	1932-33	1933-34	1934-35	1935-36	1936-37
Gums and Resins— *continued*						R	R	R	R	R
Benjamin (II. D)—	Cwts.	Cwts.	Cwts.	Cwts.	Cwts.					
TOTAL BRITISH EMPIRE	6	2	16	15	12	295	100	350	855	1,015
TOTAL FOREIGN COUNTRIES	9	..	154	..	..	268	..	4,020	..	..
Share of Bengal	*3*	*1*	*154*	*1*	*3*	*135*	*50*	*4,020*	*150*	*254*
,, *Bombay*	*10*	*1*	*16*	*14*	..	*298*	*50*	*350*	*700*	..
,, *Madras*	*2*	..	..	..	*2*	*80*	..	..	*5*	*46*
,, *Burma*	..	..	..	..	*2*	..	..	..	..	*715*
TOTAL	15	2	170	15	12	563	100	4,370	855	1,015
Olibanum or Frankincense (II. D)—	Cwts.	Cwts.	Cwts.	Cwts.	Cwts.					
TOTAL BRITISH EMPIRE	..	4	8	4	5	..	90	120	100	110
TOTAL FOREIGN COUNTRIES	88	..	31	119	136	4,045	..	1,128	3,825	4,085
Share of Bengal	..	..	*6*	*1*	..	..	..	*128*	*50*	..
,, *Bombay*	*88*	*4*	*28*	*122*	*141*	*4,045*	*90*	*1,120*	*3,875*	*4,195*
TOTAL	88	4	34	123	141	4,045	90	1,248	3,925	4,195
Resin (II. D)—	Cwts.	Cwts.	Cwts.	Cwts.	Cwts.					
United Kingdom (*including* Channel Islands)	12,000	5,630	2,263	1	8,806	1,43,145	62,997	24,100	192	77,000
Ceylon (*excluding* Maldives)	56	491	667	413	480	661	5 030	6,607	4,618	5,400
Straits Settlements	3	..	..	..	600	94	..	..	..	6,750
Commonwealth of Australia	7,813	3,146	5,796	5,518	8,651	1,08,593	31,701	52,858	49,846	77,540
Other British Possessions	34	105	89	386	191	579	1,300	978	3,362	2,196
TOTAL BRITISH EMPIRE	20,806	9,362	8,815	6,318	18,728	2,55,072	1,01,028	84,543	58,018	1,68,886
Germany	520	..	..	..	3,676	5,850	..	..	..	32,410
Netherlands	..	..	..	2,955	..	..	..	..	18,640	..
Italy (*including* Fiume)	600	840	3,802	..	..	6,750	9,450	42,725	..	..
Other Foreign Countries	134	150	195	138	466	1,047	1,771	2,374	1,567	4,855
TOTAL FOREIGN COUNTRIES	1,254	990	3,997	3,093	4,142	14,247	11,221	45,099	20,207	37,265
Share of Bengal	*7,887*	*3,661*	*6,735*	*3,815*	*21,455*	*1,09,742*	*37,006*	*61,185*	*71,343*	*1,90,168*
,, *Bombay*	*90*	*65*	*85*	*41*	*13*	*1,149*	*818*	*1,174*	*467*	*225*
,, *Sind*	*14,083*	*6,626*	*5,992*	*545*	*1,402*	*1,58,435*	*74,425*	*67,383*	*6,026*	*15,760*
,, *Madras*	..	..	..	*9*	..	..	..	..	*197*	..
,, *Burma*	..	..	..	*1*	..	..	..	..	*192*	..
TOTAL	22,060	10,352	12,812	9,411	22,870	2,69,319	1,12,249	1,29,642	78,225	2,06,151
Other sorts (II. D)—	Cwts.	Cwts.	Cwts.	Cwts.	Cwts.					
United Kingdom (*including* Channel Islands)	986	1,862	2,278	2,973	2,727	23,182	32,943	48,975	76,112	77,987
Hongkong	1,224	794	955	472	694	19,981	16,387	24,175	12,848	10,646
Other British Possessions	384	229	222	320	246	7,210	3,880	5,855	8,305	5,711
TOTAL BRITISH EMPIRE	2,544	2,885	3,455	3,765	3,667	50,373	53,210	79,005	97,265	94,294

No. 11—*continued*

ARTICLES AND COUNTRIES OF FINAL DESTINATION; ALSO SHARE OF EACH PROVINCE	QUANTITY					VALUE				
	1932-33	1933-34	1934-35	1935-36	1936-37	1932-33	1933-34	1934-35	1935-36	1936-37
Gums and Resins—*concluded*						R	R	R	R	R
Other sorts (II. D)—continued.	Cwts.	Cwts.	Cwts.	Cwts.	Cwts.					
Germany	9,852	18,933	19,973	13,003	32,480	3,45,418	4,93,070	5,70,652	4,24,348	9,54,719
Netherlands	1,898	2,206	1,462	1,576	7,090	32,168	36,085	32,188	45,930	1,85,165
Belgium	1,388	2,110	453	1,190	1,455	22,880	41,410	12,520	23,241	38,642
France	479	466	735	1,799	2,154	10,800	14,525	27,441	69,697	79,304
United States of America—										
Vid Atlantic Coast	22,208	29,885	27,624	39,161	37,162	5,46,214	6,32,868	6,62,689	10,29,304	11,27,760
Other Foreign Countries	167	224	145	206	211	3,302	5,766	3,900	6,421	5,622
TOTAL FOREIGN COUNTRIES	35,987	53,824	50,392	56,935	80,552	9,60,782	12,25,624	13,09,340	15,99,441	23,91,212
Share of Bengal	*791*	*313*	*85*	*64*	*38*	*1,393*	*9,294*	*2,103*	*1,160*	*742*
„ *Bombay*	*33,314*	*55,487*	*53,528*	*80,078*	*84,011*	*10,02,581*	*13,57,294*	*13,79,372*	*16,71,978*	*24,80,405*
„ *Sind*	*90*	*356*	*189*	*519*	*187*	*3,893*	*10,961*	*6,350*	*23,220*	*3,575*
„ *Madras*	*38*	*41*	*45*	*39*	*26*	*534*	*490*	*520*	*353*	*384*
„ *Burma*	*27*	*12*	..	..	*7*	*2,700*	*925*	..	..	*400*
TOTAL	35,531	56,209	53,847	60,700	84,219	10,11,155	12,78,834	13,88,345	16,06,706	24,85,506
***Total of Gums and Resins*—**	Cwts.	Cwts.	Cwts.	Cwts.	Cwts.					
United Kingdom (*including* Channel Islands)	13,970	7,063	4,740	3,024	11,533	1,71,082	97,462	76,099	78,004	1,54,937
Ceylon (*excluding* Maldives)	118	572	733	475	550	2,042	6,282	7,663	5,511	6,997
Straits Settlements	330	62	102	61	641	5,855	1,041	1,971	1,020	8,177
Hongkong	1,224	794	965	483	694	19,981	15,887	24,625	13,148	10,646
Commonwealth of Australia	7,737	3,204	5,842	5,625	8,693	1,09,075	33,141	54,397	54,346	79,000
Other British Possessions	109	203	197	516	320	2,665	3,132	4,391	6,379	5,070
TOTAL BRITISH EMPIRE	23,488	11,918	12,579	10,184	22,431	3,10,700	1,57,445	1,69,146	1,58,408	2,64,827
Germany	10,580	19,338	20,027	13,072	36,198	3,55,203	5,01,137	5,72,008	4,26,923	9,88,954
Netherlands	1,898	2,206	1,462	4,531	7,090	32,168	36,085	32,188	64,570	1,85,165
Belgium	1,628	2,488	663	1,190	1,455	26,525	46,802	17,770	23,241	38,642
France	479	466	779	1,849	2,154	10,800	14,525	29,026	70,947	79,304
Italy (*including* Fiume)	621	870	3,820	83	50	7,880	10,050	43,075	1,000	800
United States of America—										
Vid Atlantic Coast	22,785	29,885	27,874	39,163	37,162	5,59,654	6,32,868	6,69,184	10,29,528	11,27,760
Other Foreign Countries	411	365	398	342	730	5,116	8,437	7,752	7,964	12,137
TOTAL FOREIGN COUNTRIES	38,352	55,613	55,023	60,230	84,889	9,96,846	12,49,904	13,71,003	16,24,473	24,32,762
Share of Bengal	*3,022*	*3,989*	*7,016*	*8,881*	*21,513*	*1,19,525*	*46,630*	*68,630*	*72,703*	*1,91,494*
„ *Bombay*	*39,588*	*56,507*	*54,243*	*60,337*	*84,151*	*10,29,350*	*12,73,978*	*13,97,028*	*16,79,185*	*24,85,215*
„ *Sind*	*14,175*	*6,982*	*6,131*	*1,064*	*1,559*	*1,62,237*	*85,128*	*73,633*	*29,246*	*19,335*
„ *Madras*	*30*	*41*	*63*	*131*	*28*	*664*	*490*	*570*	*1,555*	*430*
„ *Burma*	*27*	*12*	..	*1*	*9*	*2,700*	*925*	..	*192*	*1,115*
TOTAL	61,840	67,531	67,602	70,414	107,270	13,07,546	14,07,349	15,40,149	17,82,881	26,97,589
Hardware and cutlery, *including* **platedware (III. D)**—										
United Kingdom (*including* Channel Islands)	—	—	—	—	—	20,737	10,950	3,542	18,289	16,380
Aden and Dependencies	—	—	—	—	—	37,657	31,880	27,228	49,631	69,315
Bahrein Islands	—	—	—	—	—	3,971	6,585	6,487	10,080	[35,177
Ceylon (*excluding* Maldives)	—	—	—	—	—	1,01,668	79,011	96,646	1,28,579	1,65,530
Straits Settlements	—	—	—	—	—	29,009	37,479	20,252	58,492	42,168
Federated Malay States	—	—	—	—	—	1,885	1,923	2,754	2,459	7,431
Hongkong	—	—	—	—	—	800	1,526	8,927	1,012	450
Union of South Africa	—	—	—	—	—	1,530	4,650	4,039	3,582	13,329
Zanzibar and Pemba	—	—	—	—	—	5,752	5,941	8,094	7,935	12,575
Kenya Colony	—	—	—	—	—	14,781	19,555	24,997	36,518	57,647

No. 11—*continued*

ARTICLES, AND COUNTRIES OF FINAL DESTINATION; ALSO SHARE OF EACH PROVINCE	QUANTITY					VALUE				
	1932-33	1933-34	1934-35	1935-36	1936-37	1932-33	1933-34	1934-35	1935-36	1936-37
						R	R	R	R	R
Hardware and cutlery, including plateдware (III. D)—*continued.*										
Tanganyika Territory	—	—	—	—	—	3,650	3,870	7,978	9,212	13,162
Anglo-Egyptian Sudan	—	—	—	—	—	11,142	15,180	13,040	28,160	54,332
Seychelles	—	—	—	—	—	2,152	3,780	3,525	4,976	6,165
Fiji Islands	—	—	—	—	—	5,156	4,297	5,836	6,488	6,663
Other British Possessions	—	—	—	—	—	5,678	7,156	10,181	5,288	5,659
TOTAL BRITISH EMPIRE	—	—	—	—	—	2,45,058	2,38,138	2,48,026	3,65,701	5,05,979
Norway	—	—	—	—	—	5,615	600	2,960	..	1,350
Germany	—	—	—	—	—	4,090	545	3,940	1,925	9,611
France	—	—	—	—	—	12,512	400	285	2,160	250
Italy (*including* Fiume)	—	—	—	—	—	..	40	22,740	16	..
Muskat Territory and Trucial Oman	—	—	—	—	—	18,636	10,385	13,101	16,781	12,122
Other Native States in Arabia	—	—	—	—	—	9,033	14,583	18,636	25,259	31,224
Iraq	—	—	—	—	—	16,356	26,691	36,565	47,801	61,655
Iran	—	—	—	—	—	5,117	14,103	13,911	12,613	7,863
Java	—	—	—	—	—	13,187	3,585	4,875	363	300
Japan	—	—	—	—	—	4,674	19,903	5,738	3,544	19,804
Portuguese East Africa	—	—	—	—	—	10,118	14,150	6,187	7,301	12,704
Italian East Africa (Somaliland and Eritrea)	—	—	—	—	—	1,704	4,455	4,880	7,385	..
French Somaliland	—	—	—	—	—	1,086	2,105	2,246	5,095	5,515
Other Foreign Countries	—	—	—	—	—	7,992	8,489	4,753	4,411	5,640
TOTAL FOREIGN COUNTRIES	—	—	—	—	—	1,05,920	1,19,888	1,40,767	1,39,654	1,68,038
Share of Bengal	—	—	—	—	—	*1,06,131*	*83,120*	*68,246*	*70,940*	*72,579*
,, *Bombay*	—	—	—	—	—	*1,34,571*	*1,61,083*	*1,83,791*	*2,77,190*	*3,38,567*
,, *Sind*	—	—	—	—	—	*15,558*	*21,185*	*26,237*	*23,539*	*26,141*
,, *Madras*	—	—	—	—	—	*85,012*	*72,841*	*97,537*	*1,02,385*	*1,53,527*
,, *Burma*	—	—	—	—	—	*9,706*	*14,792*	*7,932*	*31,401*	*33,203*
TOTAL	—	—	—	—	—	3,50,978	3,53,021	3,83,793	5,05,355	6,74,017
Hides and skins, raw—										
Hides, raw—										
Buffalo Hides (II. E)—	Tons	Tons	Tons	Tons	Tons					
United Kingdom (*including* Channel Islands)	169	283	379	467	278	35,753	61,844	70,907	82,423	53,415
Palestine	..	..	3	20	47	..	..	1,500	7,708	10,900
Other British Possessions	..	5	2	..	5	207	938	315	..	1,887
TOTAL BRITISH EMPIRE	169	288	384	487	330	35,960	62,282	72,722	90,131	66,202
Sweden	20	28	43	27	25	13,292	11,319	26,801	18,508	15,200
Norway	4	9	17	2	4	1,509	3,897	7,404	522	2,356
Poland (*including* Danzig)	..	3	12	16	26	..	1,537	6,562	8,795	16,695
Germany	238	470	357	530	775	1,25,860	2,61,358	1,83,081	2,86,876	4,38,711
Netherlands	38	18	12	3	19	16,616	7,294	7,361	750	13,806
Belgium	10	20	41	6	01	9,147	11,475	19,622	2,906	33,206
France	6	31	22	92	82	3,553	4,960	8,944	41,739	25,612
Spain	31	2	30	9	..	8,692	1,177	15,580	4,365	..
Italy (*including* Fiume)	78	186	125	52	39	31,079	67,949	54,125	22,378	27,356
Czechoslovakia	..	..	13	..	14	..	..	6,887	..	8,035
Bulgaria	121	156	218	193	507	62,522	85,462	1,15,493	1,00,926	3,30,393
Greece (*including* Crete)	392	812	609	220	548	1,99,573	3,02,960	3,12,673	1,27,342	3,23,494

No. 11—*continued*

ARTICLES, AND COUNTRIES OF FINAL DESTINATION; ALSO SHARE OF EACH PROVINCE	QUANTITY					VALUE				
	1932-33	1933-34	1934-35	1935-36	1936-37	1932-33	1933-34	1934-35	1935-36	1936-37
						Rs	Rs	Rs	Rs	Rs
Hides and skins, raw—*continued*	Tons	Tons	Tons	Tons	Tons					
***Hides, raw*—continued**										
Buffalo hides (H. E)—*continued*										
Turkey, European	204	312	214	..	20	50,064	1,28,080	62,793	..	3,483
Turkey, Asiatic	103	123	55	55	108	28,334	23,658	10,361	11,900	22,123
Syria	..	43	116	340	187	..	10,756	25,889	64,491	35,953
Iraq	..	..	..	30	1	..	..	45	21,221	950
Iran	..	3	27	108	131	..	1,464	25,810	68,666	74,200
Japan	20	4	6	31	167	2,880	2,282	2,706	17,947	1,05,365
Egypt	135	313	357	199	644	26,994	80,396	99,014	50,385	1,84,554
Tripoli (Libya)	..	..	7	96	26	..	..	1,907	19,569	4,057
United States of America—										
Vid Atlantic Coast	..	135	170	184	658	..	76,269	95,479	1,05,256	4,17,857
Other Foreign Countries	9	1	1	13	23	5,050	768	399	6,242	7,424
TOTAL FOREIGN COUNTRIES	1,394	2,659	2,454	2,306	4,150	5,96,064	11,78,056	10,88,868	9,74,282	20,90,830
Share of Bengal	*776*	*1,396*	*1,539*	*1,195*	*2,460*	*4,06,808*	*7,68,054*	*8,16,401*	*7,21,336*	*14,67,041*
" *Bombay*	*51*	*126*	*64*	*55*	*30*	*18,790*	*53,734*	*24,668*	*34,526*	*15,868*
" *Sind*	*196*	*593*	*391*	*227*	*793*	*89,451*	*2,49,570*	*1,62,492*	*1,04,104*	*4,53,850*
" *Madras*	..	*5*	*2*	..	..	*207*	*938*	*315*	*27*	..
" *Burma*	*540*	*887*	*852*	*1,116*	*1,197*	*1,16,768*	*1,72,052*	*1,58,703*	*3,04,421*	*2,17,178*
TOTAL	1,563	2,947	2,838	2,693	4,480	6,32,024	12,35,338	11,61,590	10,64,413	21,57,032
Cow Hides (H. E)—	Tons	Tons	Tons	Tons	Tons					
United Kingdom (*including* Channel Islands)	1,181	2,766	2,839	4,258	5,149	3,96,141	9,01,707	9,52,409	13,78,847	26,99,259
Palestine	..	..	12	61	21	..	..	6,437	28,851	11,313
Ceylon (*excluding* Maldives)	..	..	18	13	..	121	120	9,428	5,523	100
Commonwealth of Australia	..	..	..	..	43	..	..	..	..	31,259
Other British Possessions	3	1	6	10	10	1,137	602	4,174	5,762	4,111
TOTAL BRITISH EMPIRE	1,184	2,767	2,875	4,342	5,223	3,97,399	9,02,429	9,72,448	14,18,483	27,46,042
Finland	365	652	1,216	1,073	1,025	1,72,906	3,48,339	6,44,959	5,91,098	5,88,880
Estonia	..	..	8	53	34	..	..	4,506	26,675	16,634
Lithuania	..	..	4	..	10	..	..	2,250	..	6,462
Sweden	420	458	574	452	413	2,25,274	2,59,822	2,94,188	2,80,255	2,54,173
Norway	377	450	637	539	358	1,96,748	2,45,912	3,39,011	2,97,811	2,10,188
Poland (*including* Danzig)	..	..	64	83	31	..	..	34,953	43,855	13,477
Germany	3,413	5,115	4,841	5,878	6,547	18,16,787	31,34,357	27,10,924	34,34,780	39,47,655
Netherlands	614	1,103	1,726	734	458	4,16,568	6,48,321	9,33,423	4,19,527	2,98,680
Belgium	1	7	177	240	127	243	4,978	1,05,059	1,35,718	67,942
France	..	324	178	839	804	..	1,48,357	1,00,097	4,41,983	3,73,936
Spain	688	591	493	661	70	3,53,880	3,28,644	2,90,205	4,13,634	35,668
Portugal (*including* Azores and Madeira)	14	..	1	1	..	6,350	..	762	459	..
Italy (*including* Fiume)	2,724	3,621	4,681	2,239	1,570	11,86,584	16,31,747	22,21,536	11,60,939	8,60,222
Czechoslovakia	189	158	232	229	200	82,711	81,760	1,20,875	1,61,868	1,91,627
Yugoslavia (Kingdom of the Serbs, Croats and Slovenes)	..	..	41	8	60	..	..	32,587	3,816	28,451
Albania	..	..	..	8	26	..	..	..	1,500	16,292
Bulgaria	139	52	161	277	176	69,996	29,020	91,989	1,86,050	94,709
Roumania	27	45	..	..	..	11,800	18,910	..	..	..
Greece (*including* Crete)	773	828	797	787	1,064	3,14,665	4,11,771	3,59,188	3,68,955	5,72,956
Turkey, European	288	241	45	1	..	1,22,685	1,20,077	15,041	375	..
Turkey, Asiatic	39	1	3	..	2	12,795	409	505	..	856
Syria	..	..	41	48	58	..	..	15,205	19,147	36,868
Iraq	..	..	..	34	8	..	..	..	25,448	9,395
Iran	..	..	..	22	38	..	..	..	17,878	21,297
Japan	35	259	188	449	443	22,681	1,65,262	95,745	2,51,308	2,62,216
Egypt	147	81	189	329	591	33,415	80,728	72,712	1,45,496	2,61,783

No. 11—*continued*

ARTICLES, AND COUNTRIES OF FINAL DESTINATION; ALSO SHARE OF EACH PROVINCE	QUANTITY					VALUE				
	1932-33	1933-34	1934-35	1935-36	1936-37	1932-33	1933-34	1934-35	1935-36	1936-37
Hides and skins, raw— *continued*						R	R	R	R	R
Hides, raw—continued										
Cow hides (II. E)—*continued;*	Tons	Tons	Tons	Tons	Tons					
Tripoli (Libya)	2	..	24	23	..	462	..	12,360	12,687	..
United States of America—										
Vid Atlantic Coast	..	95	74	117	47	..	48,173	38,261	53,187	24,051
,, Pacific ,,	..	18	..	..	..	..	11,285	..	..	..
Other Foreign Countries	5	..	1	6	2	1,869	..	300	5,167	1,278
TOTAL FOREIGN COUNTRIES	10,255	14,099	16,898	15,120	14,194	50,47,769	76,68,167	85,86,586	93,94,061	81,95,580
	R									
Share of Bengal	*7,572*	*10,802*	*13,921*	*13,014*	*12,035*	*39,02,143*	*61,15,780*	*68,72,039*	*71,83,660*	*72,81,415*
,, *Bombay*	*418*	*762*	*1,497*	*521*	*413*	*2,30,659*	*4,09,726*	*7,94,815*	*3,23,398*	*2,30,252*
,, *Sind*	*686*	*1,404*	*1,359*	*1,793*	*2,192*	*4,27,182*	*9,54,937*	*8,75,997*	*11,29,811*	*13,83,855*
,, *Madras*	*1*	*2*	*21*	*27*	*339*	*449*	*1,420*	*11,678*	*19,311*	*6,97,394*
,, *Burma*	*2,762*	*3,896*	*3,473*	*4,107*	*4,448*	*3,74,735*	*11,70,733*	*10,04,505*	*11,51,364*	*13,48,806*
TOTAL	11,439	16,866	19,271	19,462	19,417	54,85,168	88,55,596	95,59,034	98,12,544	1,09,41,622
Calf skins—										
Buffalo Calf skins (II. E)—	Tons	Tons	Tons	Tons	Tons					
United Kingdom (*including* Channel Islands)	11	3	17	15	5	3,383	1,082	6,626	5,337	2,066
Finland	..	2	16	1	14	..	679	5,999	540	7,409
Sweden	..	3	1	13	..	..	1,113	372	7,248	..
Norway	..	5	2	2	23	..	1,482	531	847	10,404
Germany	4	19	54	105	59	1,631	6,819	31,140	61,948	35,469
Netherlands	24	32	45	18	10	17,553	16,080	31,950	9,267	5,480
Spain	28	16	5	22	8	11,056	5,677	1,793	10,316	3,042
Italy (*including* Fiume)	54	68	50	55	43	21,102	20,183	24,296	27,069	21,016
Bulgaria	..	..	..	..	11	..	..	..	..	6,333
Greece (*including* Crete)	..	4	5	5	13	..	1,621	1,624	3,479	8,296
United States of America—										
Vid Atlantic Coast	..	97	90	19	15	194	51,545	28,303	11,501	10,050
Other Foreign Countries	12	..	13	11	13	4,201	125	2,775	5,303	6,831
TOTAL FOREIGN COUNTRIES	132	246	281	251	212	55,737	1,05,324	1,28,788	1,37,518	1,14,335
Share of Bengal	*1*	..	*4*	*13*	..	*542*	*125*	*1,763*	*6,944*	*430*
,, *Bombay*	*2*	..	..	*3*	..	*1,276*	..	..	*2,000*	*1,200*
,, *Sind*	*140*	*248*	*294*	*230*	*217*	*57,302*	*1,06,056*	*1,33,647*	*1,33,911*	*1,14,771*
,, *Madras*	..	..	..	..	..	..	*225*	..	..	..
TOTAL	143	248	298	266	217	59,120	1,06,406	1,35,409	1,42,855	1,16,401
Cow Calf skins (II. E)—	Tons	Tons	Tons	Tons	Tons					
United Kingdom (*including* Channel Islands)	..	5	1	3	29	186	2,578	3,050	3,747	52,530
Other British Possessions	..	..	1	..	2	10	..	500	..	1,900
TOTAL BRITISH EMPIRE	..	5	2	3	31	196	2,578	3,550	3,747	54,430
Germany	21	2	5	18	10	17,205	1,719	3,378	3,335	9,687
Netherlands	53	4	..	..	..	43,277	1,700	..	..	..
France	1	3	1	3	4	790	2,274	467	1,507	2,400
Spain	105	115	51	125	..	68,013	80,428	25,239	1,07,451	..
Italy (*including* Fiume)	20	64	112	85	7	3,563	38,610	52,494	46,757	3,987
Greece (*including* Crete)	..	..	8	14	..	..	..	4,059	7,456	450
Japan	..	7	..	..	..	110	5,745	..	..	..
United States of America— *Vid* Atlantic Coast	..	4	3	3	35	443	3,591	5,725	21,230	35,095
,, Pacific ,,	..	..	..	..	3	..	..	..	..	2,500
Other Foreign Countries	..	..	..	..	7	..	..	..	..	4,215
TOTAL FOREIGN COUNTRIES	200	198	180	253	66	1,33,401	1,32,067	91,362	1,92,736	65,334

No. 11—*continued*

ARTICLES, AND COUNTRIES OF FINAL DESTINATION; ALSO SHARE OF EACH PROVINCE	QUANTITY					VALUE				
	1932-33	1933-34	1934-35	1935-36	1936-37	1932-33	1933-34	1934-35	1935-36	1936-37
Hides and skins, raw—*continued*						R	R	R	R	R
Hides, raw—continued										
Calf skins—*continued.*	Tons	Tons	Tons	Tons	Tons					
Cow Calf skins (II. E) —*continued.*										
Share of Bengal	..	7	16	29	72	..	5,644	7,926	16,467	54,579
„ *Bombay*	1	..	7	1	2	1,168	2,762	9,975	16,005	20,405
„ *Sind*	199	196	159	226	3	1,32,429	1,26,138	77,011	1,64,611	5,140
„ *Madras*	..	..	..	..	15	..	101	..	..	39,640
TOTAL	200	203	182	256	97	1,33,597	1,34,645	94,912	1,96,483	1,19,764
Total of Calf skins (II. E)—	Tons	Tons	Tons	Tons	Tons					
United Kingdom (*including* Channel Islands)	11	7	18	18	34	3,569	3,660	9,676	9,084	54,596
Other British Possessions	..	..	1	..	2	10	..	500	..	1,900
TOTAL BRITISH EMPIRE	11	7	19	18	36	3,579	3,660	10,176	9,084	56,496
Finland	..	2	16	1	15	..	679	5,999	540	8,140
Sweden	..	3	1	13	..	..	1,113	372	7,248	..
Norway	9	5	2	2	23	3,223	1,482	531	847	10,404
Germany	25	21	59	123	69	18,836	8,538	34,518	70,283	45,156
Netherlands	87	36	45	18	10	60,680	17,780	31,950	9,267	5,480
France	1	2	5	5	10	790	2,274	2,229	1,954	10,971
Spain	138	131	56	147	6	74,069	86,105	27,032	1,17,707	3,042
Italy (*including* Fiume)	76	132	162	140	50	29,665	56,793	76,790	73,826	25,003
Bulgaria	..	..	..	..	11	..	..	..	..	6,338
Greece (*including* Crete)	..	4	13	19	18	..	1,621	5,683	10,035	8,746
Japan	..	7	2	5	2	110	5,745	676	2,760	984
United States of America—										
Vid Atlantic Coast	..	101	93	27	50	687	55,136	24,028	32,731	45,145
„ Pacific	..	..	..	..	3	..	..	..	..	2,500
Other Foreign Countries	3	..	7	4	11	978	125	337	2,090	7,760
TOTAL FOREIGN COUNTRIES	332	444	461	504	278	1,89,138	2,37,391	2,20,145	3,30,254	1,79,669
Share of Bengal	1	7	20	42	72	642	5,769	9,683	23,411	55,009
„ *Bombay*	3	..	7	4	2	2,444	2,762	9,975	18,005	21,605
„ *Sind*	339	444	453	476	225	1,89,731	2,33,194	2,10,658	2,97,922	1,19,911
„ *Madras*	..	..	..	..	15	..	726	..	..	39,640
TOTAL	343	451	480	522	314	1,92,717	2,41,051	2,30,321	3,39,338	2,36,165
Other hides (II. E)—	Tons	Tons	Tons	Tons	Tons					
TOTAL BRITISH EMPIRE	..	11	..	..	35	..	1,610	..	500	4,000
TOTAL FOREIGN COUNTRIES	3	..	..	..	..	469	..	..	10	..
Share of Bengal	..	..	..	..	35	..	..	..	..	4,000
„ *Sind*	3	11	..	..	..	469	1,610	..	..	..
„ *Madras*	..	..	..	..	..	..	..	..	510	..
TOTAL	3	11	..	..	35	469	1,610	..	510	4,000

No. 11—*continued*

ARTICLES, AND COUNTRIES OF FINAL DESTINATION; ALSO SHARE OF EACH PROVINCE	QUANTITY					VALUE				
	1932-33	1933-34	1934-35	1935-36	1936-37	1932-33	1933-34	1934-35	1935-36	1936-37
Hides and skins, raw—continued						R	R	R	R	R
Hides, raw—concluded										
Total of Hides, raw—	Tons	Tons	Tons	Tons	Tons					
United Kingdom (*including* Channel Islands)	1,301	3,067	3,236	4,743	5,496	4,25,468	10,58,321	10,32,992	14,70,354	28,11,270
Palestine	..	..	15	31	68	..	..	7,937	36,559	22,213
Ceylon (*excluding* Maldives)	..	5	21	13	..	328	1,058	10,243	5,523	200
Commonwealth of Australia	..	..	..	..	46	..	..	..	—	33,546
Other British Possessions	3	1	6	10	14	1,147	602	4,174	5,762	5,511
TOTAL BRITISH EMPIRE	1,304	3,073	3,278	4,647	5,624	4,26,988	10,59,981	10,55,346	15,18,198	28,72,740
Finland	365	655	1,233	1,079	1,048	1,72,906	3,49,738	6,51,282	5,94,887	6,00,969
Estonia	..	..	8	54	36	..	..	4,506	27,275	18,198
Lithuania	..	..	4	..	11	..	..	2,250	..	6,964
Sweden	440	484	618	492	440	2,8 '566	3,72,254	3,21,311	2,56,009	2,69,373
Norway	390	464	656	543	385	3,01,480	3,51,201	3,46,946	2,99,180	2,22,893
Poland (*including* Danzig)	..	3	76	99	57	..	1,537	41,515	52,650	30,172
Germany	3,671	5,606	5,257	6,531	7,391	19,61,488	34,04,258	29,28,503	37,91,939	44,31,522
Netherlands	739	1,152	1,783	755	487	4,94,013	6,68,895	10,22,734	4,29,544	3,17,066
Belgium	11	27	218	250	196	9,390	16,578	1,24,806	1,40,720	1,05,904
France	7	357	205	936	896	4,343	1,55,591	1,11,270	4,85,676	4,10,519
Spain	852	724	579	817	76	4,36,091	4,16,126	3,32,817	5,35,766	38,710
Portugal (*including* Azores and Madeira)	18	..	1	1	2	7,912	..	762	459	787
Italy (*including* Fiume)	2,876	3,039	4,968	2,431	1,659	12,47,328	17,56,489	23,52,451	12,57,153	9,12,581
Czechoslovakia	189	158	245	229	304	82,711	81,760	1,27,712	1,61,868	1,99,662
Yugoslavia (Kingdom of the Serbs, Croats and Slovenes)	..	..	41	13	60	..	..	33,587	5,700	28,451
Albania	..	..	..	5	27	..	..	..	2,434	16,596
Bulgaria	260	208	370	470	784	1,32,518	1,14,482	2,07,482	2,36,976	4,31,440
Roumania	27	45	..	..	..	11,800	18,910	..	..	..
Greece (*including* Crete)	1,188	1,644	1,419	1,026	1,630	5,14,707	8,06,352	6,77,539	5,02,232	9,05,195
Turkey, European	487	553	259	1	20	1,78,599	2,48,157	77,836	375	3,488
Turkey, Asiatic	142	124	58	55	110	41,129	24,067	10,866	11,900	22,979
Syria	..	43	159	383	245	..	10,756	41,094	88,638	72,816
Iraq	..	..	..	64	9	..	..	45	49,669	10,345
Iran	3	3	27	130	169	978	1,464	25,810	76,039	95,497
Japan	55	270	196	485	612	25,621	1,78,289	99,127	2,72,015	3,68,565
Egypt	272	394	558	528	1,175	70,409	1,11,124	1,71,938	1,96,381	4,46,337
Tripoli (Libya)	2	..	31	119	26	462	..	14,267	32,256	4,057
United States of America—*Vid* Atlantic Coast	..	331	337	328	750	637	1,79,578	1,67,768	1,91,124	4,87,053
,, Pacific ,,	..	18	..	..	3	..	11,385	..	..	2,500
Other Foreign Countries	10	..	1	6	14	5,357	43	425	5,242	4,545
TOTAL FOREIGN COUNTRIES	11,984	17,202	19,811	17,630	18,622	58,33,440	90,78,614	98,95,599	96,98,607	1,04,52,079
Share of Bengal	*3,349*	*12,205*	*14,470*	*14,351*	*14,602*	*43,09,493*	*68,92,603*	*76,97,138*	*79,28,407*	*88,07,465*
,, *Bombay*	*472*	*898*	*1,568*	*580*	*445*	*2,51,893*	*4,66,818*	*3,39,468*	*3,80,928*	*2,70,720*
,, *Sind*	*1,924*	*2,382*	*2,903*	*2,496*	*2,210*	*7,06,833*	*14,29,311*	*12,49,153*	*15,31,837*	*19,57,716*
,, *Madras*	*1*	*7*	*23*	*27*	*344*	*658*	*2,684*	*11,993*	*19,348*	*7,36,934*
,, *Burma*	*3,302*	*4,783*	*4,395*	*5,223*	*5,645*	*9,91,603*	*13,42,785*	*11,63,213*	*13,55,785*	*15,65,984*
TOTAL	13,348	20,275	22,589	22,677	24,246	62,60,378	1,01,33,595	1,09,50,945	1,12,16,805	1,33,38,819
Skins, raw—										
Goat skins (H. E)—	Tons	Tons	Tons	Tons	Tons					
United Kingdom (*including* Channel Islands)	2,611	4,348	2,475	4,358	4,158	49,65,715	77,08,568	39,98,437	71,12,352	78,66,607
Irish Free State (*a*)	—	7	..	..	..	—	7,500	..	..	..
Commonwealth of Australia	395	293	428	490	505	7,39,222	7,07,717	8,22,338	10,61,443	11,80,654
New Zealand	..	7	1	..	..	..	6,397	2,625	..	..
Other British Possessions	2	..	..	3	1	1,918	1,954	282	3,918	1,281
TOTAL BRITISH EMPIRE	3,008	4,660	2,904	4,851	4,664	57,06,855	84,32,131	48,23,682	81,77,713	90,48,542

(*a*) Included into "United Kingdom" up to 1932-33.

No. 11—*continued*

ARTICLES, AND COUNTRIES OF FINAL DESTINATION; ALSO SHARE OF EACH PROVINCE	QUANTITY					VALUE				
	1932-33	1933-34	1934-35	1935-36	1936-37	1932-33	1933-34	1934-35	1935-36	1936-37
						R	R	R	R	R
Hides and skins, raw—continued										
***Skins, raw*—continued**	Tons	Tons	Tons	Tons	Tons					
Goat skins (H. E)—*continued*										
U. S. S. R.—										
Northern	..	..	..	..	2	..	..	..	..	10,170
Sweden	2	..	..	..	64	888	..	..	..	44,129
Poland (*including* Danzig)	..	..	2	1	20	..	..	3,000	2,250	25,504
Germany	122	169	88	322	371	3,64,536	5,07,573	1,66,023	4,12,644	5,80,063
Netherlands	496	992	449	595	473	11,05,553	17,47,350	6,94,782	8,68,189	7,09,164
Belgium	249	149	112	270	50	5,72,765	4,45,099	2,23,474	6,83,698	93,300
France	355	390	231	347	720	8,07,711	5,73,863	4,46,803	5,19,482	15,22,892
Spain	38	21	9	9	5	40,100	26,200	14,750	17,263	7,560
Italy (*including* Fiume)	168	148	286	87	98	2,86,061	3,72,741	5,96,533	56,414	2,02,979
Czechoslovakia	45	138	183	88	98	1,73,824	3,81,735	4,13,763	1,45,632	2,67,021
Yugoslavia (Kingdom of the Serbs, Croats and Slovenes)	37	..	..	..	..	1,37,375	..	..	..	..
Japan	..	3	3	3	5	2,000	9,801	2,615	5,400	3,049
China (*exclusive* of Hong-kong and Macao)	..	..	1	..	..	..	..	6,697	545	..
United States of America—										
Vid Atlantic Coast	7,635	11,605	9,575	13,442	11,202	86,64,107	1,51,43,785	1,06,50,450	1,67,51,588	1,49,67,381
„ Pacific „	..	6	29	141	208	..	10,000	26,450	1,83,460	2,67,718
Other Foreign Countries	2	2	1	2	5	4,050	5,410	3,969	2,468	4,032
TOTAL FOREIGN COUNTRIES	9,144	13,623	10,969	15,257	13,321	1,21,58,966	1,92,33,557	1,32,49,309	1,96,53,958	1,87,64,897
Share of Bengal	*6,386*	*9,449*	*7,458*	*9,378*	*9,593*	*1,16,15,613*	*1,78,15,424*	*1,17,56,827*	*1,69,04,547*	*1,69,48,589*
„ *Bombay*	*1,592*	*3,022*	*2,884*	*4,147*	*2,918*	*15,64,912*	*30,60,849*	*29,14,765*	*46,08,565*	*41,87,025*
„ *Sind*	*3,401*	*4,801*	*3,042*	*4,972*	*4,591*	*31,11,664*	*46,27,099*	*24,92,818*	*46,18,350*	*46,64,162*
„ *Madras*	*773*	*909*	*491*	*1,616*	*875*	*15,83,624*	*21,40,301*	*9,12,530*	*27,01,244*	*20,14,963*
„ *Burma*	..	2	*4*	*1*	*3*	..	*1,515*	*3,061*	*965*	*3,700*
TOTAL	12,152	18,183	13,878	20,108	17,985	1,78,65,818	2,76,65,688	1,80,72,991	2,78,31,671	2,78,13,439
Sheep skins (H. E)—	Tons	Tons	Tons	Tons	Tons					
United Kingdom (*including* Channel Islands)	23	84	65	56	73	67,615	1,95,412	4,57,998	4,00,053	7,60,319
Ceylon (*excluding* Maldives)	11	6	10	26	8	8,588	5,092	6,105	11,074	7,815
Canada—										
Vid Atlantic Coast	..	..	..	..	..	..	..	..	..	45,653
Commonwealth of Australia	..	23	..	..	1	20	41,674	554	..	1,125
Other British Possessions	..	..	..	..	3	..	..	..	300	1,625
TOTAL BRITISH EMPIRE	34	113	75	82	85	76,223	2,42,178	4,64,657	4,11,429	8,16,037
U. S. S. R.—										
Northern	..	..	..	..	3	..	..	..	..	17,530
Finland	..	..	..	10	29	..	..	550	6,750	21,031
Sweden	64	..	..	82	187	52,050	..	..	70,794	1,47,198
Germany	13	148	178	329	145	12,333	1,25,665	1,59,973	3,31,499	1,58,580
Netherlands	39	95	12	38	24	28,667	69,656	10,787	37,135	27,735
Belgium	..	7	..	..	..	..	12,000	..	..	..
France	26	130	67	58	50	30,832	96,779	2,39,997	52,057	54 320
Italy (*including* Fiume)	454	731	797	277	37	3,16,569	5,57,333	5,94,595	2,96,780	60,476
Czechoslovakia	..	..	8	..	..	..	..	5,000	..	..
Japan	..	8	11	..	11	277	3,104	9,513	1,056	7,833
United States of America—										
Vid Atlantic Coast	6	6	24	52	30	9,857	22,803	82,235	2,16,913	1,48,678
„ Pacific „	..	..	..	..	2	..	..	..	..	3,050
Other Foreign Countries	..	6	9	5	..	178	3,565	4,555	5,294	1,638
TOTAL FOREIGN COUNTRIES	602	1,131	1,101	851	518	4,50,833	8,90,905	11,07,155	10,20,287	6,43,009
Share of Bengal	*37*	*120*	*140*	*217*	*201*	*28,058*	*78,491*	*1,02,507*	*1,86,958*	*2,05,864*
„ *Bombay*	*60*	*80*	*126*	*69*	*33*	*90,487*	*1,08,371*	*7,61,204*	*5,23,686*	*3,24,546*
„ *Sind*	*524*	*947*	*891*	*627*	*335*	*3,95,386*	*7,32,524*	*7,08,556*	*7,04,961*	*6,32,708*
„ *Madras*	*15*	*99*	*13*	*27*	*21*	*13,128*	*2,19,153*	*11,348*	*14,521*	*31,434*
„ *Burma*	..	*7*	*6*	*3*	*13*	..	*1,544*	*3,197*	*1,590*	*4,494*
TOTAL	636	1,244	1,176	988	603	5,27,056	11,88,088	15,71,812	14,31,716	14,59,046

No. 11—*continued*

ARTICLES, AND COUNTRIES OF FINAL DESTINATION; ALSO SHARE OF EACH PROVINCE	QUANTITY					VALUE				
	1932-33	1933-34	1934-35	1935-36	1936-37	1932-33	1933-34	1934-35	1935-36	1936-37
Hides and skins, raw—*continued*						R	R	R	R	R
***Skins, raw*—continued**	Tons	Tons	Tons	Tons	Tons					
Other skins (II. E)—										
United Kingdom (*including* Channel Islands)	46	76	28	23	40	3,21,846	5,03,138	1,55,128	1,26,034	2,16,587
Ceylon (*excluding* Maldives)	1	3	..	..	2	27,712	10,208	..	3,100	10,802
Straits Settlements	..	..	..	..	1	521	6,427	..	500	317
Commonwealth of Australia	34	23	9	9	..	1,68,859	1,01,008	29,181	18,079	1,004
Other British Possessions	1	..	..	..	..	1,622	1,758	..	..	200
TOTAL BRITISH EMPIRE	82	102	37	32	43	5,15,560	6,22,534	1,84,254	1,48,613	2,28,910
Germany	147	118	14	36	105	4,91,483	6,85,659	70,398	1,12,518	3,43,928
Netherlands	51	29	3	3	10	2,10,092	2,33,650	32,688	11,700	25,230
Belgium	3	3	..	..	..	14,318	9,100	525	15	..
France	151	131	32	24	28	12,26,752	10,82,120	1,45,805	48,699	79,962
Spain	..	..	2	1	..	..	38	31,200	7,900	..
Italy (*including* Fiume)	3	11	1	..	..	33,975	1,86,885	4,582	..	1,765
Czechoslovakia	1	2	..	18	..	5,000	20,000	1,150	11,897	..
China (*exclusive* of Hongkong and Macao)	..	1	1	1	1	2,475	7,071	3,854	3,215	2,243
United States of America—										
Vid Atlantic Coast	90	85	20	44	58	4,72,457	6,76,976	1,26,857	1,86,081	1,81,302
„ Pacific „	..	..	..	..	..	..	..	..	..	2
Other Foreign Countries	..	..	..	..	..	240	708	4,050	2,260	440
TOTAL FOREIGN COUNTRIES	446	380	73	122	202	24,56,742	29,02,207	4,20,559	3,84,276	6,34,872
Share of Bengal	*438*	*429*	*84*	*143*	*224*	*27,09,760*	*32,24,600*	*4,35,322*	*4,54,423*	*7,28,703*
„ *Bombay*	*30*	*34*	*16*	*6*	*1*	*2,32,216*	*1,88,846*	*1,03,852*	*45,711*	*33,779*
„ *Sind*	*6*	*12*	*9*	*5*	*18*	*25,677*	*78,029*	*65,197*	*26,970*	*96,826*
„ *Madras*	*4*	*7*	..	..	*1*	*14,128*	*31,073*	*50*	*720*	*4,150*
„ *Burma*	..	..	*1*	..	*1*	*521*	*3,302*	*392*	*60*	*324*
TOTAL	528	482	110	154	245	29,72,302	35,24,741	6,04,813	5,27,889	8,63,782
***Total of Skins, raw*—**	Tons	Tons	Tons	Tons	Tons					
United Kingdom (*including* Channel Islands)	2,680	4,408	2,568	4,437	4,271	53,55,176	84,07,118	46,11,558	76,39,339	88,43,513
Irish Free State*	—	7	..	..	..	—	7,500	..	..	50
Ceylon (*excluding* Maldives)	14	9	10	29	11	38,216	17,254	6,128	17,968	18,573
Straits Settlements	..	..	..	..	1	521	6,427	259	626	317
Canada—										
Vid Atlantic Coast	..	..	..	..	..	..	..	..	..	45,653
Commonwealth of Australia	429	344	437	499	506	9,08,101	8,50,394	8,52,023	10,74,522	11,82,783
New Zealand	..	7	1	..	..	50	6,397	2,625	..	150
Other British Possessions	1	..	..	..	3	1,572	1,758	..	300	1,950
TOTAL BRITISH EMPIRE	3,124	4,775	3,016	4,965	4,792	62,03,636	92,96,848	54,72,593	87,32,755	1,00,93,489
U. S. S. R.— Northern	..	..	..	..	5	..	..	..	..	27,700
Finland	..	..	..	11	29	..	..	550	7,672	21,031
Sweden	66	..	..	82	251	53,128	150	50	70,794	1,91,323
Poland (*including* Danzig)	..	..	2	5	20	..	..	3,000	5,850	25,504
Germany	282	435	275	687	621	8,62,302	13,18,897	3,96,394	8,56,661	10,77,521
Netherlands	586	1,116	464	636	507	13,44,337	20,50,556	7,38,157	9,17,024	7,62,129
Belgium	252	159	112	270	50	5,87,073	4,66,199	2,23,999	6,88,713	93,300
France	532	651	380	429	798	20,65,845	17,52,762	3,32,605	6,20,179	17,17,174
Spain	38	21	13	10	5	40,100	26,338	47,450	25,168	7,500
Italy (*including* Fiume)	620	890	1,084	314	135	6,86,605	11,16,959	11,95,710	3,55,208	2,65,220
Czechoslovakia	46	140	101	101	93	1,78,824	4,01,735	4,19,913	1,57,529	2,67,021
Yugoslavia (Kingdom of the Serbs, Croats and Slovenes)	37	..	..		..	1,37,375	..	..	..	..

* Included into "the United Kingdom" up to 1932-33.

No. 11—*continued*

ARTICLES, AND COUNTRIES OF FINAL DESTINATION; ALSO SHARE OF EACH PROVINCE	QUANTITY					VALUE				
	1932-33	1933-34	1934-35	1935-36	1936-37	1932-33	1933-34	1934-35	1935-36	1936-37
Hides and skins, raw—*continued*						R	R	R	R	R
***Skins*, raw—concluded**										
Total of Skins*, raw—*continued	Tons	Tons	Tons	Tons	Tons					
Japan	..	11	14	3	16	2,327	12,358	12,128	7,806	11,322
China (*exclusive* of Hongkong and Macão)	..	7	9	1	1	2,653	10,636	13,606	3,760	2,374
United States of America—										
Via Atlantic Coast	7,731	11,696	9,619	13,538	11,290	91,46,421	1,58,43,564	1,08,59,042	1,71,54,557	1,52,97,361
„ Pacific „	..	6	29	141	210	..	10,000	26,450	1,83,460	2,70,705
Other Foreign Countries	2	2	1	2	5	4,050	5,515	7,969	4,645	5,534
TOTAL FOREIGN COUNTRIES	10,192	15,134	12,143	16,230	14,041	1,50,66,540	2,80,26,669	1,47,77,023	2,10,58,521	2,00,42,778
Share of Bengal	*6,911*	*9,998*	*7,676*	*9,732*	*10,018*	*1,43,53,431*	*2,11,18,415*	*1,22,88,656*	*1,65,45,933*	*1,78,83,156*
„ *Bombay*	*1,632*	*3,136*	*3,026*	*4,312*	*2,952*	*18,67,615*	*33,78,066*	*37,69,811*	*51,77,962*	*48,95,350*
„ *Sind*	*3,931*	*5,760*	*3,942*	*5,604*	*4,944*	*35,33,729*	*54,37,648*	*32,61,671*	*53,45,281*	*53,33,696*
„ *Madras*	*792*	*1,006*	*504*	*1,643*	*897*	*16,10,830*	*23,84,027*	*9,23,938*	*27,19,485*	*20,59,547*
„ *Burma*	..	*9*	*11*	*4*	*22*	*521*	*5,361*	*5,650*	*2,615*	*13,518*
TOTAL	13,316	19,909	15,159	21,195	18,833	2,18,65,176	3,23,23,512	2,02,49,616	2,97,91,276	3,01,36,267
***Total of Hides and Skins*, raw (excluding cuttings of Hides and Skins, raw)—**	Tons	Tons	Tons	Tons	Tons					
United Kingdom (*including* Channel Islands)	4,041	7,475	5,804	9,180	9,767	57,80,639	94,65,434	56,44,650	91,00,693	1,16,54,788
Irish Free State (a)	—	7	..	..	..	—	7,500	..	..	50
Palestine	..	..	15	31	68	..	..	7,037	36,859	22,213
Ceylon (*excluding* Maldives)	14	14	31	42	11	38,544	18,312	16,371	23,491	18,773
Straits Settlements	..	..	..	..	1	521	6,427	259	626	817
Canada—										
Via Atlantic Coast	..	..	..	2	..	..	..	..	1,050	45,653
Commonwealth of Australia	429	344	437	499	552	9,03,101	8,50,394	8,52,023	10,74,522	12,16,329
New Zealand	..	7	1	..	..	50	6,397	2,625	..	150
Other British Possessions	4	1	6	8	17	2,719	2,360	4,174	4,712	7,461
TOTAL BRITISH EMPIRE	4,488	7,848	6,294	9,812	10,416	67,25,574	1,03,56,824	65,27,939	1,02,50,953	1,29,66,229
U. S. S. R.—										
Northern	..	..	..	..	5	..	..	..	..	27,700
Southern	..	..	..	..	12	..	..	..	..	2,072
Finland	365	655	1,233	1,090	1,077	1,72,906	3,49,738	6,51,782	6,02,059	6,22,000
Estonia	..	..	8	54	36	..	..	4,506	27,275	18,298
Lithuania	..	..	4	..	11	..	..	2,250	..	6,964
Sweden	506	484	618	574	691	2,91,694	2,72,404	3,21,361	3,26,808	4,60,695
Norway	390	464	656	543	385	2,01,480	2,51,291	3,46,946	2,99,180	2,24,045
Poland (*including* Danzig)	..	3	78	104	77	..	1,537	44,515	58,503	55,676
Germany	3,953	6,041	5,532	7,218	8,012	28,29,785	47,23,150	33,24,897	46,48,600	55,09,043
Netherlands	1,325	2,268	2,247	1,391	994	18,38,350	27,18,951	17,60,891	13,46,568	10,80,095
Belgium	263	186	330	520	246	5,96,663	4,82,772	3,48,805	8,29,488	1,99,204
France	539	1,008	535	1,365	1,694	20,69,688	19,08,353	9,43,875	11,05,855	21,27,693
Spain	390	745	592	827	81	4,76,191	4,52,464	3,80,267	5,60,934	46,210
Portugal (*including* Azores and Madeira)	18	..	1	1	2	7,912	•	4,137	459	787
Italy (*including* Fiume)	3,496	4,829	6,052	2,745	1,794	18,83,933	28,78,448	35,48,161	16,12,356	11,77,801
Czechoslovakia	235	298	436	330	402	2,61,535	4,83,495	5,47,625	3,19,307	4,60,683
Yugoslavia (Kingdom of the Serbs, Croats and Slovenes)	37	..	41	13	60	1,37,375	..	32,587	5,700	25,451

(a) Included into "the United Kingdom" up to 1932-33.

No. 11—*continued*

ARTICLES, AND COUNTRIES OF FINAL DESTINATION; ALSO SHARE OF EACH PROVINCE	QUANTITY					VALUE				
	1932-33	1933-34	1934-35	1935-36	1936-37	1932-33	1933-34	1934-35	1935-36	1936-37
Hides and skins, raw—*concluded*						R	R	R	R	R
Total of Hides and Skins, raw (excluding *cuttings of Hides and Skins, raw*)—continued	Tons	Tons	Tons	Tons	Tons					
Albania	..	..	..	5	27	..	..	..	2,434	16,596
Bulgaria	260	208	379	470	734	1,32,518	1,14,482	2,07,482	2 36 976	4,81,440
Roumania	27	45	..	..	..	11,800	18,910	..	..	..
Greece (*including* Crete)	1,168	1,046	1,420	1,027	1,631	5,15,307	8,10,767	6,78,188	5,08,719	9,05,945
Turkey, European	489	558	259	1	20	1,77,049	2,49,257	77,836	485	3,483
Turkey, Asiatic	142	124	58	55	[110	41,129	24,067	16,866	11,900	22,979
Syria	..	43	159	383	245	..	10,756	41,094	83,638	72,816
Iraq	..	..	..	64	12	..	..	45	49,723	11,395
Iran	3	3	27	130	160	978	1,464	25,810	76,089	95,497
Japan	55	281	210	488	628	27,048	1,86,647	1,11,255	2,79,321	3,79,887
China (*exclusive* of Hongkong and Macao)	5	7	10	1	1	4,522	10,636	13,906	3,760	2,524
Egypt	272	394	553	528	1,175	70,499	1,11,124	1,75,938	1,97,281	4,46,337
Tripoli (Libya)	2	..	31	110	20	462	..	14,267	32,256	4,057
United States of America—										
Vid Atlantic Coast	7,781	12,027	9,056	13,866	12,040	91,47,058	1,60,23,142	1,10,26,810	1,73,45,651	1,57,84,414
„ Pacific „	..	24	29	141	213	..	21,385	26,460	1,83,460	2,73,265
Other Foreign Countries	5	..	..	7	3	3,488	48	125	7,336	4,805
TOTAL FOREIGN COUNTRIES	22,176	32,336	31,454	34,060	32,663	2,08,99,980	3,21,00,283	2,46,72,622	3,07,57,128	3,05,08,857
Share of Bengal	*15,260*	*23,203*	*22,146*	*24,083*	*24,620*	*1,86,62,924*	*2,80,11,018*	*1,99,85,784*	*2,44,74,340*	*2,66,90,621*
„ *Bombay*	*2,154*	*4,034*	*4,694*	*4,792*	*3,397*	*21,19,508*	*38,44,278*	*45,99,269*	*55,58,390*	*50,76,070*
„ *Sind*	*5,156*	*3,142*	*3,145*	*3,100*	*3,154*	*42,39,502*	*53,66,954*	*45,10,784*	*63,77,118*	*73,41,412*
„ *Madras*	*793*	*1,013*	*527*	*1,670*	*1,241*	*16,11,536*	*23,86,711*	*9,35,921*	*27,39,633*	*27,37,481*
„ *Burma*	*3,302*	*4,792*	*4,336*	*5,227*	*5,667*	*9,92,024*	*13,48,146*	*11,68,863*	*13,58,400*	*15,79,502*
TOTAL	26,664	40,184	37,748	43,872	43,079	2,76,25,554	4,24,57,107	3,12,00,561	4,10,08,081	4,34,75,080
Cuttings of Hides and Skins (raw) (H. E)—	Tons	Tons	Tons	Tons	Tons					
United Kingdom (*including* Channel Islands)	478	550	647	898	1,966	44,165	37,229	36,940	55,912	1,74,164
Hongkong	44	36	34	6	72	7,075	4,493	7,029	780	12,800
Canada—										
Vid Pacific Coast	..	225	..	..	..	..	9,000	..	..	..
Other British Possessions	..	5	..	29	28	141	1,068	1,321	3,730	5,855
TOTAL BRITISH EMPIRE	522	816	681	933	2,066	52,281	51,795	45,290	60,422	1,92,879
Germany	..	10	324	1,531	2,306	..	1,215	17,023	84,315	2,07,240
Netherlands	..	..	12	328	579	..	..	5,830	12,114	78,932
Belgium	..	26	17	319	364	..	2,975	1,750	15,948	45,162
Japan	..	150	45	800	125	..	5,000	4,234	29,561	5,865
United States of America—										
Vid Atlantic Coast	85	344	558	1,001	132	8,350	11,775	22,133	97,647	11,087
„ Pacific „	..	100	271	..	2,357	..	8,000	9,572	..	3,21,834
Other Foreign Countries	3	..	1	24	66	500	70	250	980	1,930
TOTAL FOREIGN COUNTRIES	88	630	1,228	4,008	6,019	8,850	24,065	60,802	2,41,065	6,72,050
Share of Bengal	*50*	*329*	*1,192*	*2,760*	*2,674*	*2,500*	*29,375*	*53,118*	*1,11,104*	*1,57,866*
„ *Bombay*	*62*	*84*	*98*	*75*	*181*	*13,320*	*11,811*	*8,528*	*10,875*	*22,489*
„ *Sind*	..	..	*53*	..	*42*	..	..	*4,170*	*45*	*7,203*
„ *Madras*	*456*	*497*	*596*	*2,071*	*5,108*	*32,536*	*20,176*	*32,343*	*1,77,586*	*6,62,948*
„ *Burma*	*42*	*36*	*34*	*30*	*30*	*7,475*	*4,453*	*7,029*	*1,777*	*14,424*
TOTAL	610	1,446	1,904	4,936	8,085	61,131	75,800	1,06,182	3,01,487	8,64,929

INDIAN MERCHANDISE

No. 11—*continued*

ARTICLES, AND COUNTRIES OF FINAL DESTINATION; ALSO SHARE OF EACH PROVINCE	QUANTITY					VALUE				
	1932-33	1933-34	1934-35	1935-36	1936-37	1932-33	1933-34	1934-35	1935-36	1936-37
						R	R	R	R	R
Horns, tips and pieces of horn (II. S)—	Cwts.	Cwts.	Cwts.	Cwts.	Cwts.					
United Kingdom (*including* Channel Islands)	8,000	7,087	11,646	10,266	12,812	64,451	95,717	90,580	92,586	1,19,617
Ceylon (*excluding* Maldives)	483	2,232	240	2,065	710	1,570	7,819	1,250	11,660	2,740
Other British Possessions	129	72	12	37	19	1,665	835	317	110	80
TOTAL BRITISH EMPIRE	8,612	10,291	11,898	13,268	13,541	67,686	1,04,371	92,147	1,04,356	1,22,287
Germany	457	2,023	4,842	14,808	30,048	6,144	27,699	43,506	1,13,882	1,89,020
Netherlands	2,880	5,223	2,786	644	12,146	23,845	51,768	19,784	5,970	39,469
Belgium	5,437	6,219	3,090	461	3,743	32,450	69,086	26,814	4,010	25,908
France	12,893	6,722	5,622	2,437	7,196	47,563	25,044	27,116	13,770	35,584
Italy (*including* Fiume)	6,021	9,729	3,786	1,749	..	23,836	26,445	17,176	8,474	..
Japan	1,721	1,498	2,624	3,777	2,746	16,236	16,500	19,802	29,092	23,275
Other Foreign Countries	22	60	173	93	110	530	600	1,532	2,218	1,948
TOTAL FOREIGN COUNTRIES	29,431	31,474	22,922	23,969	55,984	1,50,604	2,17,142	1,55,230	1,78,011	3,15,104
Share of Bengal	*22,558*	*22,356*	*17,633*	*21,016*	*46,917*	*1,23,356*	*1,10,184*	*93,481*	*1,16,943*	*2,00,871*
" *Bombay*	*3,093*	*3,159*	*2,950*	*3,159*	*3,931*	*44,209*	*39,597*	*42,562*	*40,133*	*42,984*
" *Sind*	*661*	*189*	*200*	*200*	*2,000*	*1,353*	*1,290*	*800*	*1,000*	*10,000*
" *Madras*	*11,119*	*15,135*	*13,739*	*11,321*	*17,037*	*75,677*	*1,68,747*	*1,09,612*	*1,10,020*	*1,80,649*
" *Burma*	*327*	*385*	*239*	*981*	*640*	*1,696*	*1,695*	*1,232*	*4,247*	*2,337*
TOTAL	38,043	41,765	34,821	37,237	69,525	2,48,290	3,21,513	2,47,377	2,82,347	4,37,391
Instruments, Apparatus, and Appliances, and parts thereof—										
Musical (III. D)—										
Ceylon (*excluding* Maldives)	—	—	—	—	—	30,070	46,876	96,473	74,399	88,208
Straits Settlements	—	—	—	—	—	2,44,838	2,16,819	4,08,711	3,32,472	3,29,060
Federated Malay States	—	—	—	—	—	15,998	24,318	70,861	59,460	86,852
Union of South Africa	—	—	—	—	—	15,101	36,793	40,911	68,672	76,017
Kenya Colony	—	—	—	—	—	2,588	18,019	18,926	20,593	25,832
Tanganyika Territory	—	—	—	—	—	1,650	3,242	4,566	7,206	10,382
Mauritius and Dependencies	—	—	—	—	—	2,567	6,540	23,797	9,788	19,427
British West India Islands (*excluding* Bahamas)	—	—	—	—	—	900	1,915	320	1,078	7,201
British Guiana	—	—	—	—	—	365	1,648	3,187	2,510	9,295
Commonwealth of Australia	—	—	—	—	—	3,982	4,248	15,734	20,921	13,090
Fiji Islands	—	—	—	—	—	1,360	3,510	5,976	1,758	3,480
Other British Possessions	—	—	—	—	—	1,024	2,966	6,883	3,935	7,311
TOTAL BRITISH EMPIRE	—	—	—	—	—	3,19,868	3,66,880	6,91,339	5,92,782	6,76,105
Sumatra	—	—	—	—	—	17,596	22,074	22,625	40,672	44,834
Java	—	—	—	—	—	86,010	58,088	99,559	1,05,790	1,39,269
Celebes and other Islands	—	—	—	—	—	196	1,658	3,455	6,821	8,499
Siam	—	—	—	—	—	7,360	7,587	12,984	33,111	50,600
Portuguese East Africa	—	—	—	—	—	8,206	9,243	8,416	7,108	12,199
Other Foreign Countries	—	—	—	—	—	4,576	3,919	4,315	3,726	6,901
TOTAL FOREIGN COUNTRIES	—	—	—	—	—	1,23,944	97,563	1,51,804	1,91,228	2,62,302
Share of Bengal	—	—	—	—	—	*4,38,568*	*4,10,254*	*7,47,101*	*7,06,348*	*8,35,621*
" *Bombay*	—	—	—	—	—	*11,753*	*12,699*	*11,948*	*43,734*	*63,288*
" *Sind*	—	—	—	—	—	*15*	..	..	*65*	..
" *Madras*	—	—	—	—	—	*3,476*	*11,958*	*53,554*	*36,564*	*40,215*
" *Burma*	—	—	—	—	—	..	*150*	*40*	*315*	*383*
TOTAL	—	—	—	—	—	4,43,612	4,64,452	8,42,643	7,87,010	9,38,407

No. 11—*continued*

ARTICLES, AND COUNTRIES OF FINAL DESTINATION; ALSO SHARE OF EACH PROVINCE	QUANTITY					VALUE				
	1932-33	1933-34	1934-35	1935-36	1936-37	1932-33	1933-34	1934-35	1935-36	1936-37
Instruments, Apparatus, and Appliances, and parts thereof—*continued*						R	R	R	R	R
***Other kinds (XII. D)*—**										
United Kingdom (*including* Channel Islands)	—	—	—	—	—	2,273	893	3,793	6,772	19,275
Ceylon (*excluding* Maldives)	—	—	—	—	—	2,953	371	5,905	60,452	1,28,688
Straits Settlements	—	—	—	—	—	17,612	30,720	66,603	54,065	1,09,232
Zanzibar and Pemba	—	—	—	—	—	11,800	8,610	30,886	7,050	22,025
Kenya Colony	—	—	—	—	—	26,470	49,905	59,806	57,755	58,982
Tanganyika Territory	—	—	—	—	—	5,293	1,191	3,071	14,900	9,980
Mauritius and Dependencies	—	—	—	—	—	..	13,517	35,576	38,667	47,140
British West India Islands (*excluding* Bahamas)	—	—	—	—	—	..	..	..	5,550	62,185
Fiji Islands	—	—	—	—	—	1,650	1,000	7,084	10,776	41,259
Other British Possessions	—	—	—	—	—	2,622	2,140	5,338	5,198	13,119
TOTAL BRITISH EMPIRE	—	—	—	—	—	70,673	1,08,347	2,17,463	2,61,180	5,06,885
Germany	—	—	—	—	—	..	50,530	..	1,099	860
Iraq	—	—	—	—	—	..	..	850	1,420	9,366
Iran	—	—	—	—	—	10,997	..	..	39	1,964
Brazil	—	—	—	—	—	..	..	..	8,130	..
Other Foreign Countries	—	—	—	—	—	3,447	1,444	8,491	7,449	8,279
TOTAL FOREIGN COUNTRIES	—	—	—	—	—	14,444	51,974	9,341	18,137	20,469
Share of Bengal	—	—	—	—	—	*20,160*	*16,380*	*41,696*	*34,584*	*37,002*
,, *Bombay*	—	—	—	—	—	*45,580*	*1,41,977*	*1,66,215*	*1,51,328*	*2,70,342*
,, *Madras*	—	—	—	—	—	*2,157*	*257*	*15,421*	*90,574*	*2,13,861*
,, *Burma*	—	—	—	—	—	*17,220*	*1,677*	*3,572*	*2,533*	*6,148*
TOTAL	—	—	—	—	—	85,117	1,60,321	2,26,804	2,79,317	5,27,354
Ivory—										
***Unmanufactured (XII. S)*—**	Lbs.	Lbs.	Lbs.	Lbs.	Lbs.					
United Kingdom (*including* Channel Islands)	10	224	47	340	2,933	75	675	210	2,109	8,022
Other British Possessions	..	..	..	649	40	..	..	..	1,300	120
TOTAL BRITISH EMPIRE	10	224	47	989	2,973	75	675	210	3,409	8,142
TOTAL FOREIGN COUNTRIES	..	..	..	28	372	..	..	..	67	1,400
Share of Bengal	..	*224*	..	*168*	*40*	..	*675*	..	*1,300*	*120*
,, *Bombay*	..	..	..	*329*	*3,300*	..	..	..	*600*	*9,400*
,, *Madras*	..	..	..	*28*	..	..	..	..	*67*	..
,, *Burma*	*10*	..	*47*	*492*	*5*	*75*	..	*210*	*1,609*	*22*
TOTAL	10	224	47	1,017	3,345	75	675	210	3,476	9,542
***Manufactured (XII. U)*—**										
United Kingdom (*including* Channel Islands)	—	—	—	—	—	1,970	5	1,600	48,000	79
Other British Possessions	—	—	—	—	—	475	44	35	137	1,548
TOTAL BRITISH EMPIRE	—	—	—	—	—	2,445	49	1,635	48,137	1,627
TOTAL FOREIGN COUNTRIES	—	—	—	—	—	2,520	25	270	1,304	3,446
Share of Bengal	—	—	—	—	—	*2,300*	*55*	*435*	*92*	*568*
,, *Bombay*	—	—	—	—	—	*1,730*	..	*1,410*	*48,979*	*4,126*
,, *Sind*	—	—	—	—	—	..	*5*	..	*30*	..
,, *Madras*	—	—	—	—	—	*300*	*14*	..	..	..
,, *Burma*	—	—	—	—	—	*655*	..	*10*	*340*	*379*
TOTAL	—	—	—	—	—	4,965	74	1,905	49,441	5,073

No. 11—*continued*

ARTICLES, AND COUNTRIES OF FINAL DESTINATION; ALSO SHARE OF EACH PROVINCE	Quantity					Value				
	1932-33	1933-34	1934-35	1935-36	1936-37	1932-33	1933-34	1934-35	1935-36	1936-37
Indestone (III. U)—	Cwts.	Cwts.	Cwts.	Cwts.	Cwts.	R	R	R	R	R
Hongkong	2,597	1,743	1,448	940	2,034	3,47,178	1,68,415	84,038	61,800	1,13,501
Other British Possessions	..	..	..	..	26	..	..	..	..	1,300
TOTAL BRITISH EMPIRE	2,597	1,743	1,448	940	2,060	3,47,178	1,68,415	84,038	61,800	1,14,801
China (*exclusive* of Hongkong and Macao)	57	45	88	46	4	30,000	10,808	5,787	3,925	1,600
Other Foreign Countries	..	11	..	..	..	..	1,000	..	..	..
TOTAL FOREIGN COUNTRIES	57	56	88	46	4	30,000	11,808	5,787	3,925	1,600
Share of Bombay	..	..	..	..	..	..	..	..	..	*350*
„ *Burma*	*2,654*	*1,799*	*1,536*	*986*	*2,064*	*3,77,178*	*1,79,723*	*89,825*	*65,725*	*1,16,251*
TOTAL	2,654	1,799	1,536	986	2,064	3,77,178	1,79,723	89,825	65,725	1,16,401
Jewellery (excluding imitation Jewellery and precious stones and pearls, unset), also plate of gold and silver—										
Jewellery (III. U)—										
United Kingdom (*including* Channel Islands)	—	—	—	—	—	290	..	85,443	2,077	11,145
Other British Possessions	—	—	—	—	—	33	..	320	56	4,522
TOTAL BRITISH EMPIRE	—	—	—	—	—	323	..	85,763	2,133	15,667
France	—	—	—	—	—	..	..	..	..	12,39,985
Other Foreign Countries	—	—	—	—	—	158	..	..	55	250
TOTAL FOREIGN COUNTRIES	—	—	—	—	—	158	..	..	55	12,40,235
Share of Bengal	—	—	—	—	—	..	..	..	*56*	*92*
„ *Bombay*	—	—	—	—	—	..	..	*83,563*	*2,000*	*12,53,485*
„ *Madras*	—	—	—	—	—	*23*	..	..	..	*250*
„ *Burma*	—	—	—	—	—	*448*	..	*2,200*	*132*	*2,145*
TOTAL	—	—	—	—	—	481	..	85,763	2,188	12,55,902
Plate of gold and silver (III. U)—										
United Kingdom (*including* Channel Islands)	—	—	—	—	—	16,778	25,484	3,874	3,175	2,505
Other British Possessions	—	—	—	—	—	2,095	3,150	475	1,422	2,527
TOTAL BRITISH EMPIRE	—	—	—	—	—	18,873	28,634	4,349	4,597	5,032
TOTAL FOREIGN COUNTRIES	—	—	—	—	—	10,808	928	797	5,030	920
Share of Bengal	—	—	—	—	—	*4,300*	*6,964*	..	*1,800*	*370*
„ *Bombay*	—	—	—	—	—	*13,008*	*7,461*	*1,997*	*870*	*3,187*
„ *Sind*	—	—	—	—	—	*5,432*	*9,000*	..	..	..
„ *Madras*	—	—	—	—	—	*5,121*	*12,892*	*2,700*	*1,670*	*1,375*
„ *Burma*	—	—	—	—	—	*920*	*346*	*449*	*5,287*	*1,120*
TOTAL	—	—	—	—	—	29,681	29,562	5,146	9,627	5,952
Total of Jewellery, etc., also Plate of Gold and Silver	—	—	—	—	—	30,162	29,562	90,909	11,815	12,61,854

No. 11—*continued*

ARTICLES, AND COUNTRIES OF FINAL DESTINATION; ALSO SHARE OF EACH PROVINCE	QUANTITY					VALUE				
	1932-33	1933-34	1934-35	1935-36	1936-37	1932-33	1933-34	1934-35	1935-36	1936-37
						R	R	R	R	R
Kapok (H. S)—	Cwts.	Cwts.	Cwts.	Cwts.	Cwts.					
United Kingdom (*including* Channel Islands)	5,716	8,217	8,989	12,514	17,055	1,70,769	1,99,451	2,19,709	2,90,765	4,40,346
Aden and Dependencies	..	303	..	..	..	..	6,560	..	..	..
Union of South Africa	685	692	832	1,408	1,468	21,113	17,580	20,324	33,084	38,096
Other British Possessions	90	56	141	132	86	2,967	1,290	3,349	2,958	2,024
TOTAL BRITISH EMPIRE	6,491	9,208	9,962	14,054	18,609	1,94,849	2,24,887	2,43,382	3,26,807	4,80,466
Denmark	971	806	978	493	438	24,861	20,103	26,888	10,428	9,160
Sweden	88	44	218	259	60	2,090	1,170	5,000	5,780	1,200
Germany	461	646	474	3,842	2,462	13,136	13,775	11,295	79,625	59,550
Netherlands	6,205	5,598	873	5,316	2,300	1,61,668	1,29,548	17,740	1,18,323	58,647
Belgium	855	102	..	765	3,288	22,316	2,000	..	19,287	89,801
France	593	985	832	1,075	1,349	17,693	22,355	20,111	25,348	34,432
Spain	1,696	944	659	720	282	38,125	22,348	15,785	12,674	4,410
Portugal (*including* Azores and Madeira)	175	190	250	445	453	4,900	5,190	6,620	10,894	10,960
Italy (*including* Fiume)	3,226	2,645	3,890	815	370	86,885	63,490	97,970	20,069	11,700
China (*exclusive* of Hong-kong and Macao)	1,719	2,023	763	767	73	48,725	43,752	16,921	17,054	1,600
Portuguese East Africa	325	386	116	310	526	9,444	10,247	2,804	7,432	14,615
United States of America—										
Vid Atlantic Coast	167	..	..	1,145	716	3,600	..	..	25 200	18,679
„ Pacific „	..	..	..	..	13	..	..	..	..	421
Cuba	235	72	..	124	..	5,450	1,825	..	2,610	..
Other Foreign Countries	106	8	27	165	69	2,920	110	675	4,950	1,939
TOTAL FOREIGN COUNTRIES	16,822	14,394	9,070	16,241	12,394	4,42,783	3,35,913	2,21,815	3,59,174	3,17,114
Share of Bengal	*16,919*	*17,859*	*13,943*	*23,918*	*24,563*	*4,63,790*	*4,18,771*	*3,41,309*	*5,17,921*	*6,28,966*
„ *Bombay*	*4,233*	*4,388*	*2,859*	*5,410*	*4,483*	*1,25,971*	*1,03,425*	*75,787*	*1,22,812*	*1,33,131*
„ *Sind*	*2,156*	*2,010*	*2,223*	*1,877*	*1,940*	*47,718*	*43,496*	*47,587*	*43,940*	*45,291*
„ *Madras*	*5*	*5*	*2*	*7*	*17*	*153*	*59*	*14*	*152*	*192*
„ *Burma*	..	..	..	*33*	..	..	..	..	*1,156*	..
TOTAL	23,313	23,662	19,032	30,295	31,003	6,37,632	5,50,750	4,65,197	6,85,981	7,97,580
Lac—										
***Button* (H. D)—**	Cwts.	Cwts.	Cwts.	Cwts.	Cwts.					
United Kingdom (*including* Channel Islands)	11,807	13,050	10,485	18,173	19,921	4,64,231	4,72,672	7,33,819	7,14,926	6,39,178
Union of South Africa	81	225	202	639	900	2,639	7,989	12,638	22,750	26,830
Commonwealth of Australia	946	929	999	1,762	2,143	35,217	37,832	61,841	73,321	75,269
New Zealand	21	21	17	83	139	756	843	989	3,450	5,460
Other British Possessions	16	52	26	53	15	825	1,609	1,350	2,331	599
TOTAL BRITISH EMPIRE	12,871	14,277	11,729	20,710	23,118	5,03,668	5,20,945	8,10,087	8,16,778	7,47,336
Sweden	196	189	103	98	130	5,842	3,800	7,182	3,720	4,514
Germany	1,386	1,195	1,077	2,000	3,054	49,090	39,568	73,076	74,500	1,03,679
Netherlands	176	363	122	451	527	7,775	14,823	8,854	17,995	18,705
Belgium	395	120	44	421	318	13,197	3,715	3,057	16,274	10,668
France	1,084	881	546	1,726	1,532	48,749	29,819	36,089	67 754	48,085
Italy (*including* Fiume)	279	273	176	292	109	11,349	9,405	12,852	12,150	3,501
Portuguese East Africa	120	167	161	184	460	4,391	5,423	9,571	5,847	13,269
United States of America—										
Vid Atlantic Coast	715	1,389	1,442	2,895	3,332	32,482	53.258	95,813	1,08,632	1,09,610
„ Pacific „	..	..	110	..	1	..	..	6,750	..	50
Brazil	20	88	33	345	322	788	3,830	2,175	13,154	11,123
Argentine Republic (*including* the Atlantic Coast of Patagonia)	20	73	75	97	172	648	2,377	4,756	4,397	5,866

No. 11—*continued*

ARTICLES, AND COUNTRIES OF FINAL DESTINATION; ALSO SHARE OF EACH PROVINCE	Quantity					Value				
	1932-33	1933-34	1934-35	1935-36	1936-37	1932-33	1933-34	1934-35	1935-36	1936-37
Lac—*continued*						R	R	R	R	R
***Button* (II. D)—continued**	Cwts.	Cwts.	Cwts.	Cwts.	Cwts.					
Other Foreign Countries	170	135	104	154	140	6,432	4,692	6,931	6,160	5,452
TOTAL FOREIGN COUNTRIES	4,561	4,823	3,993	8,663	10,097	1,80,738	1,69,710	2,67,056	3,30,643	3,35,122
Share of Bengal	*17,432*	*19,100*	*15,713*	*29,372*	*33,215*	*6,84,406*	*6,90,655*	*10,76,793*	*11,47,356*	*10,82,458*
" *Bombay*	..	..	..	*1*	..	..	..	..	*65*	..
" *Madras*	..	..	*9*	..	..	..	..	*900*	..	..
TOTAL	17,432	19,100	15,722	29,373	33,215	6,84,406	6,90,655	10,77,693	11,47,421	10,82,458
Seed (II. D)—	Cwts.	Cwts.	Cwts.	Cwts.	Cwts.					
United Kingdom (*including* Channel Islands)	11,652	11,638	8,288	15,501	17,405	3,12,890	3,31,267	4,15,103	5,29,795	4,04,242
Other British possessions	3	..	..	44	15	48	..	..	900	600
TOTAL BRITISH EMPIRE	11,655	11,638	8,288	15,545	17,420	3,12,938	3,31,267	4,15,103	5,30,695	4,04,842
Germany	8,517	7,211	6,053	9,519	16,548	2,30,903	2,16,428	3,21,418	3,20 177	5 01,128
Netherlands	11,866	668	3,459	18,474	18,294	3,66,270	19,170	1,84,550	5,35,825	4,10,727
Belgium	2,451	12 562	2,526	314	996	80,042	4,55,104	1,22,839	10,779	26,174
France	2,276	2,235	967	1,624	2 272	62,490	54,819	48,872	51,937	62,121
Italy (*including* Fiume)	73	37	37	39	294	3,000	1,000	1,747	1,350	8,432
United States of America—										
Vid Atlantic Coast	83,958	117,834	66,212	80,097	205,059	21,30,600	30,86,948	34,96,592	23,73,277	51.84,365
" Pacific "	..	..	1,036	126	806	..	..	57,290	3,885	22,138
Other Foreign Countries	26	29	57	104	133	670	444	3,415	3,488	3,658
TOTAL FOREIGN COUNTRIES	109,167	140,576	80,347	110,297	244,402	28,73,275	38,33,443	42,36,233	33,00,718	62,18,733
Share of Bengal	*120,733*	*151,946*	*88,484*	*125,821*	*261,801*	*31,32,785*	*41,58,275*	*46,40,340*	*38,30,823*	*67,12,775*
" *Sind*	*89*	..	*100*	*21*	*21*	*3,428*	..	*9,800*	*590*	*800*
" *Burma*	..	*268*	*51*	..	..	..	*6,435*	*1,196*	..	..
TOTAL	120,822	152,214	88,635	125,842	261,822	31,36,213	41,64,710	46,51,336	38,31,413	67,13,575
***Shell* (II. D)—**	Cwts.	Cwts.	Cwts.	Cwts.	Cwts.					
United Kingdom (*including* Channel Islands)	81,414	209,277	215,000	44,452	144,942	24,85,193	1,23,42,451	1,34,09,070	16,79,858	42,35,100
Palestine	105	140	247	338	126	5,296	4,658	16,647	18,025	4,453
Ceylon (*excluding* Maldives)	165	161	208	254	399	6,489	6,180	14,063	10,092	14,081
Straits Settlements	1,482	1,462	2,092	2,430	3,371	48,619	52,278	1,32,938	94,930	1,06,477
Hongkong	1,948	1,129	1,625	1,722	1,838	74,422	40,987	1,02,239	65,387	54,967
Union of South Africa	562	517	813	1,107	1,288	19,551	19,960	48,047	38,726	37,519
Canada—										
Vid Atlantic Coast	871	2,601	2,316	3,768	6,018	32,100	95,123	1,24,412	1,50,088	1,84,098
" Pacific "	74	63	97	169	281	3,429	2,880	6,330	6,400	9,503
Commonwealth of Australia	3,818	3,021	4,389	4,681	4,982	1,56,431	1,27,889	2,71,274	2,16,712	1,58,221
New Zealand	719	667	807	1,149	1,305	32,387	27,561	53,857	52,807	47,487
Other British Possessions	18	40	14	104	111	1,278	1,435	940	4,179	4,040
TOTAL BRITISH EMPIRE	91,176	219,078	227,608	60,174	164,661	28,65,190	1,27,20,902	1,41,79,817	23,82,194	48,55,946
Finland	15	..	46	22	200	490	..	2,480	750	5,660
Sweden	2,808	2,452	3,035	4,996	4,604	92,066	77,093	1,05 733	1,81,717	1,52,636
Norway	594	623	687	950	970	21,645	20,406	41,411	34,939	30,673
Poland (*including* Danzig)	2,085	2,703	3,014	2,780	5,965	66,213	86,425	2,54,775	98,046	1,79,677
Denmark	1,442	1,269	1,578	1,694	1,910	48,896	41,855	1,01,958	78,955	63,697
Germany	34,264	40,299	20,388	26,466	49,516	10,48,101	11,04,512	13,22,340	9,95,726	15,67,234
Netherlands	2,466	2,206	1,461	2,030	2,180	76,743	88,728	87,777	68,911	69,017

No. 11—*continued*

ARTICLES, AND COUNTRIES OF FINAL DESTINATION; ALSO SHARE OF EACH PROVINCE	QUANTITY					VALUE				
	1932-33	1933-34	1934-35	1935-36	1936-37	1932-33	1933-34	1934-35	1935-36	1936-37
Lac—continued						R	R	R	R	R
Shell (II. D)—*continued*	Cwts.	Cwts.	Cwts.	Cwts.	Cwts.					
Belgium	3,707	3,025	15,626	4,129	4,079	1,08,494	1,04,287	10,50,011	1,48,752	1,28,876
France	11,049	12,249	7,888	9,199	12,861	3,46,092	3,86,070	4,72,722	3,39,339	3,05,887
Spain	1,803	1,318	1,141	2,460	362	62,945	39,176	60,586	89,247	13,329
Italy (*including Fiume*)	5,179	6,339	6,045	6,882	2,409	1,90,395	2,22,041	3,81,599	2,64,386	87,970
Roumania	35	191	295	367	285	1,422	6,712	19,576	14,594	10,463
Greece (*including* Crete)	617	365	596	836	765	22,856	11,954	35,510	34,300	27,780
Turkey, European	215	75	109	..	22	7,076	2,730	7,170	..	800
Syria	88	133	110	164	263	2,671	3,785	7,130	6,498	9,126
Iraq	66	30	90	109	254	2,217	1,390	4,716	3,950	8,140
Java	1,413	1,378	1,151	1,876	2,390	45,819	42,863	71,799	67,629	76,945
Siam	..	55	105	328	418	..	2,150	12,490	11,806	12,913
Philippines	1,457	777	871	1,288	2,113	53,163	27,181	55,454	41,310	67,350
Japan	26,997	31,454	47,720	54,101	67,443	8,03,750	9,94,828	28,67,985	18,71,513	20,63,036
China (*exclusive* of Hongkong and Macáo)	1,893	1,706	2,612	1,713	3,907	61,079	55,909	1,61,875	62,777	1,10,353
Egypt	921	1,036	1,208	1 455	1,194	36,348	33,508	74,107	50,288	38,218
Portuguese East Africa	286	317	357	259	336	8,930	10,392	18,292	8,198	11,637
United States of America—										
Vid Atlantic Coast	64,254	92,493	78,605	81,211	151,437	21,87,429	30,34,316	46,88,168	28,71,091	47,29,556
„ Pacific „	1,804	1,999	3,066	5,351	4,851	56,868	65,041	1,79,657	1,98,680	1,62,786
Cuba	399	443	183	394	615	13,839	16,490	12,000	12,303	20,321
Mexico	15	257	360	1,479	524	400	8,764	22,358	60,753	16,576
Brazil	1,256	1,775	1,681	4,667	4,416	42,676	67,144	1,02,492	1,85,706	1,45,935
Uruguay	254	229	302	706	782	9,164	9,232	20,047	29,622	27,869
Argentine Republic (*including* the Atlantic Coast of Patagonia)	2,545	2,288	2,465	3,305	3,524	86,521	79,564	1,47,288	1,41,452	1,15,044
Chile (*including* the Pacific Coast of Patagonia)	491	183	139	739	951	14,678	5,400	7,547	23,177	28,999
Peru	37	84	194	589	222	1,100	2,340	11,521	9,320	6,652
Other Foreign Countries	107	66	161	213	442	4,190	2,253	9,633	8,179	16,996
TOTAL FOREIGN COUNTRIES	170,557	209,997	204,329	224,353	332,279	54,73,294	67,04,037	1,25,14,157	80,18,912	1,04,02,868
Share of Bengal	*261,720*	*528,478*	*426,662*	*284,632*	*496,939*	*83,37,817*	*1,93,75,467*	*2,63,85,570*	*1,03,51,10?*	*1,52,58,764*
Bombay	*12*	*597*	*4,930*	..	*1*	*640*	*49,437*	*2,91,307*	..	*50*
Madras	*1*	..	*1*	..	..	*27*	*35*	*62*	..	..
Burma	..	..	*294*	..	..	..	..	*17,035*	..	..
TOTAL	261,733	529,075	431,937	284,632	496,940	83,38,484	1,94,24,939	2,66,93,974	1,03,51,105	1,52,58,814
Stick (II. D)—	Cwts.	Cwts.	Cwts.	Cwts.	Cwts.					
United Kingdom (*including* Channel Islands)	417	568	555	668	575	12,808	16,890	30,328	19,072	12,954
Other British Possessions	..	..	..	221	34	..	..	..	4,031	441
TOTAL BRITISH EMPIRE	417	568	555	889	609	12,808	16,890	30,328	23,103	13,395
Germany	1,397	1,781	949	38	..	23,705	31,718	8,101	941	..
Netherlands	1,970	199	2,378	6,322	3,698	34,757	4,319	79,767	1,62,175	55,477
Belgium	303	4,302	2,101	14	106	7,303	99,848	45,000	399	2,178
United States of America— *Vid* Atlantic Coast	..	21	95	..	105	..	1,300	6,500	..	3,378
Cuba	..	..	..	..	147	..	..	..	..	5,000
Other Foreign Countries	117	1	3	7	2	2,750	30	81	240	25
TOTAL FOREIGN COUNTRIES	3,787	6,304	4,526	6,381	4,058	68,640	1,37,215	1,39,449	1,63,755	66,058
Share of Bengal	*1,613*	*3,997*	*4,386*	*6,183*	*3,057*	*43,552*	*1,06,440*	*1,55,920*	*1,79,304*	*46,961*
Bombay	..	*2*	..	*18*	*2*	..	*90*	..	*510*	*25*
Sind	*75*	*21*	..	..	*29*	*1,350*	*1,300*	..	..	*800*
Madras	*24*	..	..	..	..	*1,104*	..	..	..	..
Burma	*2,492*	*2,859*	*695*	*1,069*	*2,579*	*35,442*	*46,275*	*10'857*	*6,954*	*32,667*
TOTAL	4,204	6,872	5,081	7,270	4,667	81,448	1,54,105	1,69,777	1,86,818	79,453

No. 11—*continued*

ARTICLES, AND COUNTRIES OF FINAL DESTINATION; ALSO SHARE OF EACH PROVINCE	QUANTITY					VALUE				
	1932-33	1933-34	1934-35	1935-36	1936-37	1932-33	1933-34	1934-35	1935-36	1936-37
						R	R	R	R	R
Lac—*continued*										
Other kinds (*excluding lac-dye*) (II. D)—	Cwts.	Cwts.	Cwts.	Cwts.	Cwts.					
United Kingdom (*including* Channel Islands)	..	1,870	1,452	1,121	584	..	11,530	9,078	6,869	3,547
Other British Possessions	1	1	14	6	52	50	30	480	435	480
TOTAL BRITISH EMPIRE	1	1,877	1,466	1,127	636	50	11,560	9,558	7,244	4,027
Germany	10,049	8,154	18,928	14,576	16,899	89,412	61,108	1,57,754	1,04,848	1,32,332
Netherlands	2,648	257	12,273	21,790	15,995	31,106	1,815	1,10,794	1,77,856	1,26,196
Belgium	983	13,234	9,764	58	2,470	9,215	1,33,521	1,10,223	399	15,732
United States of America—*Vid* Atlantic Coast	..	..	1,786	3,765	1,101	..	..	12,381	27,345	7,133
„ Pacific „	..	..	..	..	13	..	..	..	..	180
Other Foreign Countries	428	205	410	248	206	3,431	1,358	3,314	1,855	1,368
TOTAL FOREIGN COUNTRIES	14,108	21,850	43,161	39,437	36,684	1,33,164	1,97,702	3,93,866	3,12,313	2,82,941
Share of Bengal	*14,090*	*23,526*	*44,525*	*40,553*	*37,313*	*1,33,249*	*2,09,233*	*4,02,253*	*3,18,887*	*2,86,688*
„ *Bombay*	*19*	*1*	*14*	*11*	*7*	*965*	*30*	*450*	*645*	*280*
„ *Madras*	..	..	*88*	..	..	..	..	*636*	*25*	..
„ *Burma*	..	..	..	..	..	..	..	..	..	..
TOTAL	14,109	23,727	44,627	40,564	37,320	1,34,214	2,09,263	4,03,424	3,19,557	2,86,968
Total of Lac—	Cwts.	Cwts.	Cwts.	Cwts.	Cwts.					
United Kingdom (*including* Channel Islands)	105,290	336,409	235,780	79,915	183,427	32,75,122	1,31,74,810	1,45,97,898	29,50,455	53,85,021
Palestine	105	140	247	338	126	5,296	4,658	16,647	18,025	4,453
Ceylon (*excluding* Maldives)	165	161	210	254	404	6,489	6,180	14,163	10,092	14,301
Straits Settlements	1,482	1,462	2,092	2,650	3,386	48,619	52,278	1,32,938	98,930	1,07,077
Hongkong	1,948	1,129	1,625	1,723	1,838	74,422	40,987	1,02,239	65,418	54,967
Union of South Africa	643	742	1,015	1,746	2,188	22,190	27,949	60,685	61,476	64,349
Canada—										
Vid Atlantic Coast	882	2,653	2,342	3,820	6,033	32,625	93,732	1,25,762	1,52,349	1,84,697
„ Pacific „	74	68	97	169	281	3,429	2,880	6,330	6,400	9,503
Commonwealth of Australia	4,767	3,950	5,388	6,487	7,171	1,91,696	1,65,221	3,33,115	2,90,983	2,33,730
New Zealand	740	688	824	1,232	1,444	35,143	28,404	54,846	56,257	52,947
Other British Possessions	24	41	26	111	146	1,628	1,465	1,320	4,679	4,501
TOTAL BRITISH EMPIRE	116,120	347,433	249,646	98,445	206,444	36,94,654	1,36,01,570	1,54,45,443	37,10,014	61,15,546
Finland	15	7	46	22	200	490	170	2,480	750	5,669
Sweden	3,006	2,598	3,104	5,108	4,794	98,058	81,008	2,08,185	1,85,887	1,57,150
Norway	594	626	698	954	970	21,645	20,487	42,161	35,119	30,673
Poland (*including* Danzig)	2,089	2,804	3,921	2,804	6,002	66,333	88,725	2,55,275	98,871	1,80,927
Denmark	1,511	1,815	1,628	1,797	1,990	51,165	48,511	1,05,091	82,924	66,967
Germany	55,613	58,640	47,895	54,594	88,017	14,40,571	14,58,384	13,82,089	14,96,250	23,04,373
Netherlands	19,126	3,693	19,693	49,067	40,694	5,16,651	1,28,850	4,71,752	9,62,772	6,81,022
Belgium	7,839	33,243	29,061	4,935	7,969	2,18,316	7,96,475	13,30,030	1,76,603	1,83,628
France	14,819	15,570	9,811	12,792	16,870	4,59,847	4,71,596	5,60,997	4,60,675	5,08,021
Spain	1,847	1,349	1,178	2,471	862	64,520	40,708	68,832	89,772	13,329
Italy (*including* Fiume)	5,641	6,650	6,258	7,213	2,812	2,07,244	2,32,479	3,06,198	2,77,886	99,903
Roumania	42	191	308	367	293	1,692	6,712	20,566	14,594	10,757
Greece (*including* Crete)	662	365	596	836	765	23,255	11,954	35,510	34,300	27,780
Turkey, European	215	75	109	..	22	7,076	2,780	7,170	..	600
Syria	88	128	110	164	263	3,671	3,785	7,180	6,498	9,126
Iraq	60	30	90	109	254	2,217	1,290	4,716	3,950	8,140
Java	1,413	1,878	1,151	1,876	2,399	45,819	42,868	71,799	67,629	76,945
Siam	..	55	195	331	418	..	2,150	12,490	11,866	12,913
Philippines	1,457	777	871	1,288	2,113	53,163	27,181	55,454	41,310	67,359

No. 11—*continued*

ARTICLES, AND COUNTRIES OF FINAL DESTINATION; ALSO SHARE OF EACH PROVINCE	QUANTITY					VALUE				
	1932-33	1933-34	1934-35	1935-36	1936-37	1932-33	1933-34	1934-35	1935-36	1936-37
						R	R	R	R	R
Lac—*concluded*	Cwts.	Cwts.	Cwts.	Cwts.	Cwts.					
Total of Lac—continued										
Japan	27,032	31,472	47,749	54,157	67,502	8,04,887	9,95,803	28,69,848	18,78,372	20,04,353
China (*exclusive* of Hongkong and Macao)	1,915	1,829	2,623	1,713	3,907	61,918	56,824	1,62,445	62,777	1,10,353
Egypt	921	1,036	1,208	1,455	1,194	36,348	33,503	74,107	50,288	38,218
Portuguese East Africa	406	499	518	443	795	13,321	15,877	27,868	14,045	24,906
United States of America—										
Vid Atlantic Coast	148,027	211,737	148,140	166,968	361,034	48,00,511	62,25,822	82,99,454	58,80,345	1,00,34,032
„ Pacific „	1,804	1,999	4,212	5,477	5,671	56,868	55,041	2,43,697	2,02,565	1,85,154
Cuba	399	448	188	394	762	13,839	15,490	12,000	12,303	25,321
Mexico	15	257	360	1,479	524	400	8,764	22,358	60,758	16,576
Brazil	1,270	1,862	1,714	5,012	4,738	42,459	70,474	1,04,667	1,98,660	1,57,058
Uruguay	254	329	302	706	782	9,164	9,232	20,047	29,622	27,869
Argentine Republic (*including* the Atlantic Coast of Patagonia)	2,565	2,361	2,540	3,102	3,696	87,169	81,941	1,52,044	1,45,849	1,20,910
Chile (*including* the Pacific Coast of Patagonia)	491	183	139	789	1,040	14,673	5,400	7,547	30,227	31,977
Peru	87	84	194	239	222	1,100	2,340	11,521	9,320	6,652
Other Foreign Countries	125	50	161	218	445	5,105	2,083	9,688	8,382	17,061
TOTAL FOREIGN COUNTRIES	302,180	383,550	336,356	389,186	627,520	87,29,111	1,10,42,107	1,75,50,761	1,21,26,841	1,73,05,722
Share of Bengal	*415,588*	*727,247*	*579,770*	*486,461*	*831,325*	*1,23,80,809*	*2,45,40,075*	*3,26,63,881*	*1,58,27,536*	*2,33,86,646*
„ *Bombay*	*31*	*600*	*4,594*	*30*	*10*	*1,605*	*49,557*	*2,91,787*	*1,210*	*355*
„ *Sind*	*164*	*21*	*100*	*21*	*50*	*4,778*	*1,300*	*9,800*	*590*	*1,600*
„ *Madras*	*25*	..	*93*	..	..	*1,131*	*35*	*1,648*	*25*	..
„ *Burma*	*2,492*	*3,120*	*1,040*	*1,069*	*2,579*	*35,442*	*58,710*	*29,088*	*6,994*	*33,667*
TOTAL	418,300	730,988	586,002	487,581	833,964	1,24,23,765	2,46,48,677	3,29,96,204	1,58,36,355	2,34,21,268
Lacquered-ware (of Indian manufacture) (III. H)—										
TOTAL BRITISH EMPIRE	—	—	—	—	—	12,795	18,997	9,207	10,312	18,643
Portuguese East Africa	—	—	—	—	—	2,580	2,605	6,820	2,880	2,562
United States of America—										
Vid Atlantic Coast	—	—	—	—	—	..	1,922	3,346	6,636	2,821
„ Pacific „	—	—	—	—	—	..	..	..	250	226
Panama (*including* Panama Canal Zone)	—	—	—	—	—	2,050	850	5,099	1,785	1,768
Other Foreign Countries	—	—	—	—	—	14,784	12,361	11,413	11,254	7,789
TOTAL FOREIGN COUNTRIES	—	—	—	—	—	20,314	17,738	26,178	22,805	15,166
Share of Bengal	—	—	—	—	—	..	..	..	*2,500*	..
„ *Bombay*	—	—	—	—	—	*26,697*	*26,167*	*30,320*	*24,366*	*28,671*
„ *Sind*	—	—	—	—	—	..	*70*	..	..	..
„ *Madras*	—	—	—	—	—	*33*	..	..	*500*	..
„ *Burma*	—	—	—	—	—	*6,379*	*5,473*	*4,655*	*5,757*	*5,138*
TOTAL	—	—	—	—	—	33,109	31,725	35,475	33,117	33,809
Leather—										
Hides, tanned or dressed—										
Buffalo hides (III. D)—	Tons	Tons	Tons	Tons	Tons					
United Kingdom (*including* Channel Islands)	373	698	638	824	975	5,21,085	11,06,348	10,73,220	12,95,179	16,26,801
Zanzibar and Pemba	1	2	3	4	4	5,340	5,606	5,062	6,240	9,055
Kenya Colony	11	12	18	23	25	19,077	21,876	29,726	41,960	47,245
Tanganyika Territory	4	2	6	7	0	6,250	7,850	11,988	13,125	13,850
Other British Possessions	3	3	1	3	2	5,204	6,376	8,802	4,776	3,330
TOTAL BRITISH EMPIRE	394	719	666	861	1,015	5,57,956	11,48,044	11,28,888	13,61,280	16,99,781

No 11—*continued*

ARTICLES, AND COUNTRIES OF FINAL DESTINATION; ALSO SHARE OF EACH PROVINCE	QUANTITY					VALUE				
	1932-33	1933-34	1934-35	1935-36	1936-37	1932-33	1933-34	1934-35	1935-36	1936-37
						R	R	R	R	R
Leather—*continued*										
Hides, tanned or dressed—continued										
Buffalo hides (III. I)—*continued*	Tons	Tons	Tons	Tons	Tons					
Syria	8	4	11	..	7	13,150	4,400	18,700	..	8,600
Iraq	10	18	19	41	107	17,158	23,000	22,155	44,241	1,34,885
United States of America—										
Vid Atlantic Coast	8	7	49	264	315	15,070	12,000	1,07,250	5,04,155	5,61,970
Other Foreign Countries	..	4	..	..	1	1,577	4,600	100	..	1,982
TOTAL FOREIGN COUNTRIES	26	33	79	305	430	46,955	44,000	1,48,205	5,48,396	7,07,436
Share of Bengal	..	..	6	..	1	..	..	*13,775*	*100*	*830*
„ *Bombay*	*41*	*48*	*58*	*77*	*154*	*35,120*	*73,677*	*90,887*	*1,08,994*	*2,17,011*
„ *Sind*	*2*	..	..	..	..	*4,519*	*54*	*180*	*100*	..
„ *Madras*	*377*	*704*	*681*	*1,089*	*1,290*	*5,15,112*	*11,18,313*	*11,62,361*	*18,09,482*	*21,89,376*
TOTAL	420	752	745	1,166	1,445	6,04,761	11,92,044	12,72,003	19,09,676	24,07,217
Cow hides (III. I)—	Tons	Tons	Tons	Tons	Tons					
United Kingdom (*including* Channel Islands)	7,722	11,308	9,486	11,702	14,787	1,38,52,802	2,06,11,455	1,61,51,524	1,86,03,858	2,55,06,090
Aden and Dependencies	15	21	15	28	20	22,521	29,478	19,930	40,631	37,978
Ceylon (*excluding* Maldives)	..	..	1	1	1	2,442	5,482	5,895	1,815	3,385
Hongkong	35	5	12	4	2	43,120	6,200	12,300	3,930	5,000
Kenya Colony	1	3	2	3	2	11,885	17,642	9,292	10,013	12,282
Other British Possessions	3	..	..	..	2	3,692	3,049	1,187	1,112	2,540
TOTAL BRITISH EMPIRE	7,776	11,335	9,516	11,738	14,814	1,39,36,462	2,06,73,306	1,61,99,628	1,86,61,384	2,56,57,275
Germany	..	..	1	..	12	..	..	2,025	..	20,000
Iraq	..	1	..	1	13	4,050	1,049	2,520	2,035	22,531
China (*exclusive* of Hongkong and Macáo)	105	43	32	32	8	1,09,047	34,350	24,457	25,500	7,470
United States of America—										
Vid Atlantic Coast	..	29	29	13	10	..	59,595	36,000	26,400	36,000
Other Foreign Countries	1	..	1	..	4	860	514	1,506	..	4,363
TOTAL FOREIGN COUNTRIES	106	73	63	46	53	1,13,957	95,508	66,508	53,935	90,364
Share of Bengal	*44*	*59*	*34*	*57*	*44*	*35,635*	*90,760*	*1,25,160*	*79,800*	*69,675*
„ *Bombay*	*197*	*371*	*184*	*233*	*341*	*6,97,541*	*8,28,814*	*3,32,912*	*4,39,259*	*6,94,718*
„ *Sind*	*17*	*37*	*24*	*26*	*15*	*37,199*	*77,286*	*48,761*	*41,748*	*25,195*
„ *Madras*	*7,481*	*10,893*	*9,243*	*11,427*	*14,456*	*1,30,75,517*	*1,97,31,414*	*1,56,69,646*	*1,80,75,082*	*2,49,44,981*
„ *Burma*	*143*	*48*	*44*	*36*	*11*	*1,54,327*	*40,850*	*36,751*	*29,439*	*13,070*
TOTAL	7,882	11,408	9,579	11,784	14,867	1,40,50,419	2,07,68,214	1,62,66,136	1,87,15,219	2,57,47,039
Calf Skins—										
Buffalo Calf Skins (III. I)—	Tons	Tons	Tons	Tons	Tons					
United Kingdom (*including* Channel Islands)	315	411	394	371	536	5,55,306	7,82,387	7,18,141	6,65,785	11,32,794
Other British Possessions	..	..	..	..	..	26	100	50	100	571
TOTAL BRITISH EMPIRE	315	411	394	371	536	5,55,332	7,82,487	7,18,191	6,65,885	11,33,365

No. 11—*continued*

ARTICLES, AND COUNTRIES OF FINAL DESTINATION; ALSO SHARE OF EACH PROVINCE	QUANTITY					VALUE				
	1932-33	1933-34	1934-35	1935-36	1936-37	1932-33	1933-34	1934-35	1935-36	1936-37
Leather—*continued*						R	R	R	R	R
Hides, tanned or dressed—continued										
Calf Skins—*continued*										
Buffalo Calf Skins (III. I)—*continued*	Tons	Tons	Tons	Tons	Tons					
Portuguese East Africa	..	..	..	..	1	..	..	..	..	7,560
United States of America—										
Vid Atlantic Coast	..	..	..	8	75	..	..	..	10,440	1,77,338
TOTAL FOREIGN COUNTRIES	..	..	..	8	76	..	..	..	10,440	1,84,898
Share of Bombay	..	1	..	..	2	..	2,000	..	..	3,760
,, *Sind*	3	..	..	..	1	3,407	994	..	..	550
,, *Madras*	312	410	304	379	609	5,51,925	7,78,593	7,18,191	6,82,325	13,03,653
TOTAL	315	411	304	379	612	5,55,332	7,82,487	7,18,191	6,82,325	13,18,203
Cow Calf Skins (III. I)—	Tons	Tons	Tons	Tons	Tons					
United Kingdom (*including* Channel Islands)	419	585	652	695	973	10,00,284	13,33,748	15,06,960	15,85,948	22,83,429
Other British Possessions	..	..	..	..	..	480	253	..	..	393
TOTAL BRITISH EMPIRE	419	585	652	695	973	10,00,764	13,34,001	15,06,960	15,85,948	22,83,822
United States of America—										
Vid Atlantic Coast	..	..	..	4	..	..	600	..	10,605	..
Other Foreign Countries	..	..	..	..	..	450	2,000	..	..	..
TOTAL FOREIGN COUNTRIES	..	..	..	4	..	450	2,600	..	10,605	..
Share of Bengal	..	..	..	1	3	..	2,000	..	4,000	6,853
,, *Bombay*	..	3	..	..	3	..	7,220	..	390	6,938
,, *Sind*	4	4	..	1	..	7,159	7,386	1,054	3,935	300
,, *Madras*	415	578	652	697	963	9,94,055	13,19,995	15,05,906	15,88,228	21,69,731
TOTAL	419	585	652	699	973	10,01,214	13,36,601	15,06,960	15,96,553	22,83,822
Total of Calf Skins—	Tons	Tons	Tons	Tons	Tons					
United Kingdom (*including* Channel Islands)	734	996	1,046	1,066	1,509	15,55,590	21,16,135	22,25,101	22,51,733	34,16,223
Other British Possessions	..	..	..	..	..	506	353	50	100	964
TOTAL BRITISH EMPIRE	734	996	1,046	1,066	1,509	15,56,096	21,16,488	22,25,151	22,51,833	34,17,187
Portuguese East Africa	..	..	..	..	1	..	..	..	..	7,560
United States of America—										
Vid Atlantic Coast	..	..	..	12	75	..	600	..	27,045	1,77,338
Other Foreign Countries	..	..	..	..	..	450	2,000	..	..	..
TOTAL FOREIGN COUNTRIES	..	..	..	12	76	450	2,600	..	27,045	1,84,898
Share of Bengal	..	..	..	1	3	..	2,000	..	4,000	6,853
,, *Bombay*	..	4	..	..	4	..	10,120	..	390	15,698
,, *Sind*	7	4	..	1	1	10,566	8,380	1,054	3,935	1,150
,, *Madras*	727	988	1,046	1,076	1,572	15,46,960	20,98,588	22,24,097	22,70,553	35,73,384
TOTAL	734	996	1,046	1,078	1,585	15,56,546	21,19,088	22,25,151	22,78,878	36,02,085
Other hides (III. I)—	Tons	Tons	Tons	Tons	Tons					
TOTAL BRITISH EMPIRE	..	..	..	..	..	..	105	5	..	..
Iraq	..	..	..	1	..	..	..	..	2,490	..
Share of Bombay	..	..	..	1	..	..	..	..	2,490	..
,, *Madras*	..	..	..	..	..	..	105	5	..	..
TOTAL	..	..	..	1	..	..	105	5	2,490	..

No. 11—*continued*

ARTICLES, AND COUNTRIES OF FINAL DESTINATION; ALSO SHARE OF EACH PROVINCE	QUANTITY					VALUE				
	1932-33	1933-34	1934-35	1935-36	1936-37	1932-33	1933-34	1934-35	1935-36	1936-37
	Tons	Tons	Tons	Tons	Tons	Rs	Rs	Rs	Rs	Rs
Leather—*continued*										
Hides, tanned or dressed—concluded										
Total of Hides, tanned or dressed—										
United Kingdom (*including* Channel Islands)	8,831	13,000	11,170	13,592	17,271	1,50,29,437	2,38,33,032	1,94,49,845	2,21,50,765	3,06,38,614
Aden and Dependencies	15	22	16	30	22	23,599	31,572	22,342	43,024	40,870
Ceylon (*excluding* Maldives)	..	..	1	1	1	3,274	6,831	5,685	2,106	3,523
Hongkong	35	5	12	4	2	42,120	6,200	12,300	3,930	5,200
Zanzibar and Pemba	1	2	3	4	4	6,572	6,556	5,412	6,602	9,170
Kenya Colony	13	16	20	26	27	31,662	39,518	39,018	52,008	60,068
Tanganyika Territory	4	3	6	7	9	6,250	8,700	12,668	13,875	13,850
Other British Possessions	6	2	..	1	2	6,250	4,728	1,402	1,290	2,048
TOTAL BRITISH EMPIRE	8,904	13,050	11,228	13,665	17,338	1,60,50,304	2,39,36,033	1,95,48,672	2,22,74,497	3,07,74,243
Germany	..	..	1	..	12	..	..	2,025	..	20,000
Syria	8	4	11	..	7	13,150	4,400	18,700	..	8,600
Iraq	10	19	19	43	120	21,208	26,049	24,675	48,766	1,57,416
China (*exclusive of* Hongkong and Macao)	105	43	32	32	8	1,09,047	34,850	24,457	25,500	7,470
Portuguese East Africa	..	..	..	..	1	..	..	..	..	8,330
United States of America—										
Vid Atlantic Coast	8	36	78	289	406	15,070	72,195	1,43,250	5,57,600	7,75,308
Other Foreign Countries	1	4	1	..	5	2,887	5,114	1,606	..	5,574
TOTAL FOREIGN COUNTRIES	132	106	142	364	559	1,61,362	1,42,108	2,14,713	6,31,866	9,82,698
Share of Bengal	*44*	*59*	*90*	*56*	*53*	*35,635*	*93,750*	*1,46,935*	*33,900*	*77,358*
" *Bombay*	*238*	*423*	*242*	*316*	*499*	*7,82,671*	*9,12,611*	*4,73,799*	*6,01,133*	*9,27,427*
" *Sind*	*26*	*41*	*24*	*27*	*16*	*52,234*	*85,720*	*49,995*	*45,783*	*26,345*
" *Madras*	*8,585*	*12,585*	*10,970*	*13,698*	*17,318*	*1,51,36,609*	*2,29,48,518*	*1,90,55,899*	*2,21,46,117*	*3,07,12,741*
" *Burma*	*143*	*48*	*44*	*36*	*11*	*1,54,327*	*40,550*	*36,757*	*29,430*	*13,070*
TOTAL	9,086	13,156	11,370	14,029	17,897	1,62,11,726	2,40,80,141	1,97,63,385	2,29,06,868	3,17,56,041
Skins, tanned or dressed—										
Goat skins (III. I)—	Tons	Tons	Tons	Tons	Tons					
United Kingdom (*including* Channel Islands)	2,887	3,400	3,506	2,908	3,550	1,67,82,273	1,65,46,868	1,77,59,635	1,84,97,594	1,73,08,397
Ceylon (*excluding* Maldives)	3	1	..	1	2	1,238	5,081	2,414	2,641	4,583
Union of South Africa	..	..	2	..	..	..	..	7,010	..	125
Commonwealth of Australia	..	..	2	19	29	3,965	1,150	3,248	87,868	1,41,948
Other British Possessions	..	..	..	..	1	291	275	220	132	3,400
TOTAL BRITISH EMPIRE	2,890	3,401	3,510	2,928	3,582	1,67,87,767	1,65,53,854	1,77,72,527	1,85,88,225	1,74,58,453
Sweden	..	..	4	1	..	..	..	18,260	8,000	..
Germany	..	3	3	10	19	..	12,710	18,267	46,418	78,712
Netherlands	6	1	2	..	..	42,000	5,000	8,364	..	..
Belgium	1	..	..	..	5	3,069	3,400	..	..	24,900
France	9	39	15	53	125	50,549	1,97,558	95,195	2,51,679	5,44,345
Italy (*including* Fiume)	..	..	4	2	1	..	2,700	25,476	17,560	7,333
Japan	3	17	21	17	11	15,400	84,305	87,300	70,920	51,458
United States of America—										
Vid Atlantic Coast	7	87	50	62	54	30,000	3,86,664	2,58,480	2,53,716	2,14,790
" Pacific "	..	3	2	..	..	..	15,000	9,000	..	..
Other Foreign Countries	1	..	1	1	..	1,228	1,200	3,900	2,378	..
TOTAL FOREIGN COUNTRIES	26	150	108	146	215	1,50,246	7,07,537	5,19,192	6,59,671	9,21,538

No. 11—*continued*

ARTICLES, AND COUNTRIES OF FINAL DESTINATION; ALSO SHARE OF EACH PROVINCE	QUANTITY					VALUE				
	1932-33	1933-34	1934-35	1935-36	1936-37	1932-33	1933-34	1934-35	1935-36	1936-37
						R	R	R	R	R
Leather—*continued*										
Skins, tanned or dressed —continued										
Goat skins (III. I)—*continued*	Tons	Tons	Tons	Tons	Tons					
Share of Bengal	..	..	..	..	2	*2,150*	*959*	*356*	..	*29,376*
„ *Bombay*	*216*	*279*	*218*	*161*	*178*	*9,12,044*	*11,69,076*	*9,00,438*	*6,57,698*	*7,51,144*
„ *Sind*	*4*	*8*	*35*	*26*	*20*	*11,170*	*21,422*	*89,390*	*71,331*	*77,671*
„ *Madras*	*2,696*	*3,264*	*3,365*	*2,887*	*3,597*	*1,60,12,649*	*1,60,69,435*	*1,73,01,686*	*1,35,23,867*	*1,75,21,800*
TOTAL	2,916	3,551	3,618	3,074	3,797	1,69,38,013	1,72,60,891	1,82,91,719	1,42,47,896	1,83,79,991
Sheepskins (III. I)—	Tons	Tons	Tons	Tons	Tons					
United Kingdom (*including* Channel Islands)	1,869	2,258	2,106	2,541	2,981	95,38,036	1,11,28,708	1,06,41,411	1,21,27,056	1,43,75,599
Ceylon (*excluding* Maldives)	17	8	12	7	5	11,504	18,212	22,572	12,044	9,774
Straits Settlements	85	73	81	33	33	2,95,003	2,61,620	2,38,920	1,31,100	1,20,497
Kenya Colony	1	..	..	..	..	5,800	6,807	6,770	950	..
Commonwealth of Australia	..	..	1	3	1	..	4,695	3,962	13,732	7,356
Other British Possessions	1	..	..	..	..	8,797	4,070	3,377	2,132	4,000
TOTAL BRITISH EMPIRE	1,973	2,334	2,200	2,589	3,020	98,60,040	1,14,24,202	1,09,17,012	1,22,87,014	1,45,23,226
Germany	..	30	33	4	..	..	40,637	61,045	14,440	100
Netherlands	12	..	..	..	..	55,000	..	..	..	..
France	..	..	1	6	..	205	50	9,751	33,203	3,058
Sumatra	..	..	1	1	1	1,075	..	5,800	6,020	3,000
Java	..	..	..	..	6	500	..	1,500	..	24,720
Japan	463	520	596	471	539	20,49,415	20,70,344	24,27,968	19,46,297	22,30,981
United States of America—										
Vid Atlantic Coast	..	3	1	..	..	..	24,600	300	..	..
Other Foreign Countries	2	..	..	..	..	3,671	138	1,080	1,500	1,583
TOTAL FOREIGN COUNTRIES	477	553	632	482	546	21,00,866	21,44,769	25,07,444	20,01,520	22,64,342
Share of Bengal	..	..	..	..	..	*60*	*267*	*637*	*160*	*1,476*
„ *Bombay*	*106*	*237*	*143*	*119*	*211*	*4,62,368*	*5,80,394*	*6,45,017*	*6,25,856*	*9,13,013*
„ *Sind*	*19*	*60*	*60*	*15*	*29*	*46,635*	*1,20,609*	*1,33,207*	*47,388*	*1,22,005*
„ *Madras*	*2,324*	*2,590*	*2,629*	*2,907*	*3,326*	*1,14,60,031*	*1,25,67,701*	*1,26,45,346*	*1,36,15,140*	*1,57,51,074*
„ *Burma*	*1*	..	..	..	..	*312*	..	*250*	..	..
TOTAL	2,450	2,887	2,832	3,071	3,566	1,19,69,906	1,33,68,971	1,34,24,456	1,42,88,534	1,67,87,568
Other skins (III. I)—	Tons	Tons	Tons	Tons	Tons					
United Kingdom (*including* Channel Islands)	109	128	94	120	103	13,77,998	15,01,902	7,28,123	5,61,151	4,67,115
Ceylon (*excluding* Maldives)	..	..	1	10	6	..	867	3,036	12,118	13,629
Commonwealth of Australia	..	..	..	..	..	15,350	14,500	..	128	20
Other British Possessions	..	..	..	..	..	2,073	..	205	..	1,860
TOTAL BRITISH EMPIRE	109	128	95	130	109	13,95,421	15,17,269	7,31,364	5,73,397	4,82,624
Germany	2	..	..	..	..	54,510	16,400	3,705	933	60
Netherlands	8	..	..	..	..	32,697	3,850	..	..	1,250
France	..	..	..	..	..	12,070	3,579	..	..	..
Italy (*including* Fiume)	..	..	1	..	..	11,665	650	4,020	..	..
Other Foreign Countries	..	..	..	..	..	5,314	„	480	110	1,770
TOTAL FOREIGN COUNTRIES	10	..	1	..	..	1,16,256	29,479	8,205	1,043	3,080

No. 11—*continued*

ARTICLES, AND COUNTRIES OF FINAL DESTINATION; ALSO SHARE OF EACH PROVINCE	QUANTITY					VALUE				
	1932-33	1933-34	1934-35	1935-36	1936-37	1932-33	1933-34	1934-35	1935-36	1936-37
						R	R	R	R	R
Leather—*continued*										
Skins, tanned or dressed—concluded										
Other skins (III, I)—*continued*	Tons	Tons	Tons	Tons	Tons					
Share of Bengal	*63*	*33*	*42*	*16*	*33*	*9,42,321*	*11,12,663*	*4,66,752*	*1,84,435*	*1,50,912*
„ *Bombay*	*2*	*1*	..	*2*	*3*	*15,036*	*11,244*	*14,062*	*7,420*	*880*
„ *Sind*	*8*	*5*	*1*	*2*	..	*59,736*	*50,817*	*15,153*	*13,065*	..
„ *Madras*	*46*	*39*	*53*	*110*	*73*	*4,66,595*	*3,72,024*	*2,38,602*	*3,69,500*	*3,33,906*
TOTAL	119	128	96	130	109	15,13,517	15,46,748	7,84,569	5,74,440	4,85,704
TOTAL OF SKINS, TANNED OR DRESSED—	Tons	Tons	Tons	Tons	Tons					
United Kingdom (*including* Channel Islands)	4,865	5,781	5,706	5,569	6,034	2,76,99,207	2,91,77,568	2,91,24,169	2,61,85,801	3,21,51,111
Ceylon (*excluding* Maldives)	20	9	13	18	13	13,238	24,160	28,022	20,803	27,086
Straits Settlements	85	73	81	33	34	2,05,003	2,61,895	2,39,035	1,31,100	1,29,747
Union of South Africa	..	..	2	..	..	..	..	7,170	..	125
Kenya Colony	1	..	..	..	..	5,816	6,807	6,770	960	..
Commonwealth of Australia	..	..	3	22	30	20,155	20,325	7,210	1,01,718	1,49,324
Other British Possessions	1	..	..	..	..	9,809	4,070	3,527	2,204	16,010
TOTAL BRITISH EMPIRE	4,972	5,863	5,805	5,647	6,711	2,80,43,228	2,94,04,825	2,94,15,903	2,64,48,630	3,24,64,303
Sweden	..	..	4	1	..	150	..	13,260	8,000	..
Germany	2	33	36	14	10	54,510	78,747	83,017	61,791	78,872
Netherlands	26	1	2	..	..	1,29,697	8,850	8,364	..	1,250
Belgium	1	..	..	..	5	5,669	2,400	400	..	24,900
France	9	39	16	59	125	68,724	2,06,187	1,04,946	2,84,972	5,48,303
Italy (*including* Fiume)	..	..	5	2	1	11,756	3,350	29,496	17,560	7,416
Sumatra	..	..	1	1	1	1,075	..	5,800	6,020	8,000
Java	..	..	..	..	6	500	..	1,500	..	24,720
Japan	465	537	617	488	550	20,64,815	21,54,619	25,15,268	20,26,197	22,82,489
United States of America—										
Vid Atlantic Coast	7	90	57	62	54	41,530	4,11,264	2,58,730	2,53,716	2,15,510
„ Pacific „	..	3	2	..	..	..	15,000	9,000	..	..
Other Foreign Countries	3	..	1	1	..	4,812	1,338	5,060	3,978	1,500
TOTAL FOREIGN COUNTRIES	513	703	741	628	761	23,78,268	28,81,785	30,34,841	26,62,234	31,88,960
Share of Bengal	*63*	*33*	*42*	*16*	*35*	*9,44,431*	*11,13,889*	*4,67,645*	*1,84,585*	*1,81,770*
„ *Bombay*	*324*	*517*	*361*	*312*	*392*	*15,89,647*	*20,60,713*	*16,59,517*	*13,26,974*	*16,65,037*
„ *Sind*	*31*	*73*	*96*	*43*	*49*	*1,47,631*	*1,92,948*	*2,37,750*	*1,11,804*	*1,99,676*
„ *Madras*	*5,066*	*5,893*	*6,047*	*5,904*	*6,996*	*2,79,39,275*	*2,90,09,160*	*3,01,85,582*	*2,75,02,507*	*3,36,06,780*
„ *Burma*	*1*	..	..	..	..	*312*	..	*250*	..	..
TOTAL	5,485	6,566	6,546	6,275	7,472	3,04,21,496	3,23,76,610	3,24,50,744	2,91,10,870	3,56,53,263
Total of Hides and Skins, tanned or dressed—	Tons	Tons	Tons	Tons	Tons					
United Kingdom (*including* Channel Islands)	13,696	16,781	16,876	19,161	23,905	4,36,28,634	5,20,11,500	4,85,74,014	4,83,36,566	6,27,89,725
Aden and Dependencies	16	22	16	30	22	26,121	31,578	22,434	44,024	41,070
Ceylon (*excluding* Maldives)	20	9	14	19	14	16,512	30,991	33,707	26,911	31,509
Straits Settlements	88	74	81	38	34	2,07,168	2,64,170	2,39,095	1,31,100	1,29,930
Hongkong	35	5	12	4	2	48,120	6,300	12,300	3,910	5,200
Union of South Africa	..	..	2	1	..	..	298	7,372	1,200	947
Zanzibar and Pemba	1	2	3	4	4	8,182	9,066	6,822	6,602	9,170
Kenya Colony	13	16	20	26	27	31,678	46,825	45,788	52,059	60,068
Tanganyika Territory	4	3	8	7	9	7,650	9,740	13,318	14,175	13,850

No. 11—*continued*

ARTICLES, AND COUNTRIES OF FINAL DESTINATION; ALSO SHARE OF EACH PROVINCE	QUANTITY					VALUE				
	1932-33	1933-34	1934-35	1935-36	1936-37	1932-33	1933-34	1934-35	1935-36	1936-37
Leather—continued						R	R	R	R	R
Total of Hides and Skins, tanned or dressed—continued	Tons	Tons	Tons	Tons	Tons					
Commonwealth of Australia	..	..	3	22	30	20,155	20,325	7,210	1,01,718	1,49,324
Other British Possessions	3	1	..	..	2	8,377	2,050	2,490	1,954	8,353
TOTAL BRITISH EMPIRE	13,876	16,913	17,033	19,312	21,049	4,40,98,502	5,34,32,858	4,80,64,575	4,87,23,133	6,32,38,546
Sweden	..	..	4	1	..	150	..	13,260	8 000	..
Germany	2	33	37	14	31	54,510	78,747	85,042	61,791	98,872
Netherlands	26	1	2	..	..	1,29,097	8,850	8,364	..	1,250
Belgium	1	..	..	..	5	5,669	2,400	400	..	24,900
France	9	39	16	59	125	68,724	2,06,187	1,04,946	2,84,972	5,48,303
Italy (*including* Fiume)	..	..	5	2	1	11,756	3,350	20,496	17,560	7,416
Syria	8	4	11	..	7	13,150	4,400	18,700	..	8,000
Iraq	10	19	19	43	120	21,208	26,187	24,675	48,766	1,57,416
Sumatra	..	..	1	1	1	1,075	..	5,800	6,020	3,000
Java	..	..	1	..	6	500	..	3,006	..	24,720
Japan	466	587	617	488	551	20,65,805	21,54,849	25,15,268	20,26,197	52,83,124
China (*exclusive* of Hongkong and Macão)	106	43	32	32	8	1,09,889	34,350	24,457	25,500	7,470
Portuguese East Africa	..	..	..	..	1	..	..	..	..	8,330
United States of America—										
Via Atlantic Coast	15	136	135	351	460	53,600	4,23,459	4,01,980	8,11,316	9,91,818
,, Pacific ,,	..	3	2	..	..	..	15,000	9,000	..	..
Other Foreign Countries	2	4	1	1	4	5,837	6,114	5,160	3,978	6,439
TOTAL FOREIGN COUNTRIES	645	809	883	992	1,320	25,89,680	30,23,893	32,49,554	32,94,100	41,71,658
Share of Bengal	*107*	*143*	*132*	*74*	*88*	*10,30,266*	*12,06,639*	*6,14,580*	*2,68,485*	*2,59,128*
,, *Bombay*	*562*	*940*	*603*	*623*	*891*	*21,72,118*	*29,73,324*	*20,33,316*	*18,87,107*	*25,92,464*
,, *Sind*	*57*	*114*	*120*	*70*	*65*	*1,99,316*	*2,78,562*	*2,87,745*	*1,77,587*	*2,26,021*
,, *Madras*	*13,851*	*18,478*	*17,017*	*19,496*	*24,314*	*4,30,76,584*	*5,19,57,270*	*4,92,41,481*	*4,96,54,631*	*6,43,19,591*
,, *Burma*	*144*	*48*	*44*	*36*	*11*	*1,55,139*	*40,550*	*37,007*	*29,430*	*13,070*
TOTAL	14,521	19,722	17,916	20,304	25,369	4,66,33,222	5,64,56,751	5,22,14,129	5,20,17,233	6,74,10,204
Unwrought (III. I)—	Cwts.	Cwts.	Cwts.	Cwts.	Cwts.					
United Kingdom (*including* Channel Islands)	2,784	7,088	9,301	12,841	18,854	5,29,196	13,15,900	18,39 579	28,30,407	44,26,092
Cyprus	9	10	36	439	199	3,003	2,851	9,631	80,725	42,298
Ceylon (*excluding* Maldives)	107	90	167	167	567	19,862	16,315	26,588	28,913	1,09,946
Straits Settlements	41	44	123	153	206	8,466	8,489	27,246	32,755	43,443
Union of South Africa	18	20	60	248	269	4,145	4,805	18,954	73,246	99,118
Zanzibar and Pemba	33	17	12	10	11	5,016	2,937	1,790	250	1,400
Kenya Colony	113	154	353	456	554	18,584	25,690	42,315	49,157	54,794
New Zealand	6	2	15	6	..	13,080	200	7,015	3,800	..
Other British Possessions	90	43	275	77	46	11,101	5,152	14,447	9,470	9,621
TOTAL BRITISH EMPIRE	3,201	7,468	10,342	13,892	20,706	6,07,468	13,83,089	19,87,563	31,08,723	47,86,712
Germany	6	275	4	1	15	834	15,199	730	755	3,500
Syria	10	..	88	18	5	500	..	7,000	910	2,000
Iraq	1,503	1,179	1,623	3,657	5,413	1,59,617	1,28,967	1,84,041	3,38,982	5,33,264
Iran	252	20	..	2	..	23,702	2,475	..	200	..
Sumatra	..	..	7	42	17	..	..	742	5,318	2,529
Java	123	4	1	23	108	27,325	180	180	3,531	24,029
Celebes and other Islands	..	..	16	21	20	..	..	3,225	5,085	1,080
China (*exclusive* of Hong-Kong and Macão)	..	2	..	29	6	..	600	..	5,200	2,300
Other Foreign Countries	86	45	47	70	94	9,980	3,877	10,449	13,046	19,010
TOTAL FOREIGN COUNTRIES	1,985	1,525	1,786	3,868	5,078	2,21,258	1,50,298	2,07,367	3,73,027	5,87,713

No. 11—*continued*

ARTICLES, AND COUNTRIES OF FINAL DESTINATION; ALSO SHARE OF EACH PROVINCE	QUANTITY					VALUE				
	1932-33	1933-34	1934-35	1935-36	1936-37	1932-33	1933-34	1934-35	1935-36	1936-37
	Cwts.	Cwts.	Cwts.	Cwts.	Cwts.	R	R	R	R	R
Leather—*continued*										
Unwrought (III. I)—*continued*										
Share of Bengal	*1,259*	*4,534*	*4,601*	*5,231*	*7,871*	*2,01,520*	*7,64,889*	*7,95,444*	*9,51,756*	*15,79,181*
" *Bombay*	*3,169*	*1,949*	*2,129*	*4,505*	*6,182*	*3,99,020*	*2,54,455*	*2,48,386*	*4,38,319*	*6,13,901*
" *Sind*	*226*	*337*	*22*	*5*	*72*	*17,552*	*19,621*	*2,200*	*660*	*2,407*
" *Madras*	*482*	*2,178*	*5,195*	*8,017*	*12,259*	*2,10,629*	*5,00,372*	*11,45,850*	*21,00,415*	*31,79,934*
" *Burma*	..	..	*178*	*2*	..	..	..	*2,950*	*600*	..
TOTAL	5,136	8,998	12,128	17,760	26,384	8,28,721	15,39,337	21,94,830	34,81,750	53,74,424
Manufactures (*excluding boots and shoes*)—										
Bags, trunks and travelling requisites (III. I)—										
Aden and Dependencies	—	—	—	—	—	5,440	7,540	7,100	21,070	10,455
Ceylon (*excluding* Maldives)	—	—	—	—	—	7,400	7,120	22,240	77,510	52,861
Union of South Africa	—	—	—	—	—	..	2,744	1,355	1,60,503	51,759
Kenya Colony	—	—	—	—	—	17,505	25,270	24,525	84,525	27,734
Tanganyika Territory	—	—	—	—	—	1,625	3,050	3,850	10,250	10,095
Other British Possessions	—	—	—	—	—	8,712	5,075	7,278	10,455	9,572
TOTAL BRITISH EMPIRE	—	—	—	—	—	40,772	50,799	66,348	3,15,303	1,71,476
Native States in Arabia *other than* Maskat Territory and Trucial Oman	—	—	—	—	—	..	1,600	3,675	5,496	2,485
Iraq	—	—	—	—	—	5,140	7,495	6,240	15,420	10,982
Portuguese East Africa	—	—	—	—	—	13,947	18,705	18,570	69,271	59,432
Italian East Africa (Somaliland and Eritrea)	—	—	—	—	—	..	700	3,350	5,230	..
Other Foreign Countries	—	—	—	—	—	6,370	2,680	1,525	3,110	2,536
TOTAL FOREIGN COUNTRIES	—	—	—	—	—	25,457	31,180	33,360	98,527	75,434
Share of Bengal	—	—	—	—	—	*300*	..	*320*	*1,621*	*3,510*
" *Bombay*	—	—	—	—	—	*65,695*	*81 794*	*99,243*	*4,12,205*	*2,42,790*
" *Sind*	—	—	—	—	—	..	*185*	..	..	*610*
" *Madras*	—	—	—	—	—	*334*	..	*140*	..	..
" *Burma*	—	—	—	—	—	..	..	..	*4*	..
TOTAL	—	—	—	—	—	66,229	81,979	99,703	4,13,830	2,46,910
Leather belting (III. I)—										
TOTAL BRITISH EMPIRE	—	—	—	—	—	3,625	475	855	6,995	230
TOTAL FOREIGN COUNTRIES	—	—	—	—	—	3,038	175	..	1,295	..
Share of Bengal	—	—	—	—	—	*1,428*	*475*	..	*2,995*	..
" *Bombay*	—	—	—	—	—	*5,235*	*175*	*855*	*5,295*	*230*
TOTAL	—	—	—	—	—	6,663	650	855	8,290	230
Saddlery and harness (III. I)—										
TOTAL BRITISH EMPIRE	—	—	—	—	—	4,965	1,766	1,707	1,480	6,438
Iran	—	—	—	—	—	..	64,667	1,35,958	2,26,884	2,21,248
Other Foreign Countries	—	—	—	—	—	2,190	777	4,650	7,034	3,466
TOTAL FOREIGN COUNTRIES	—	—	—	—	—	2,190	65,444	1,40,608	2,33,418	2,24,700
Share of Bengal	—	—	—	—	—	*207*	*360*	..	*1,099*	*65*
" *Bombay*	—	—	—	—	—	*6,598*	*66,920*	*1,41,798*	*2,33,704*	*2,29,607*
" *Sind*	—	—	—	—	—	..	*10*	*200*	*25*	*1,475*
" *Madras*	—	—	—	—	—	*250*	..	*125*	..	..
" *Burma*	—	—	—	—	—	..	..	*957*	..	..
TOTAL	—	—	—	—	—	7,155	67,280	1,42,310	2,34,828	2,31,147

No. 11—*continued*

ARTICLES, AND COUNTRIES OF FINAL DESTINATION; ALSO SHARE OF EACH PROVINCE	QUANTITY					VALUE				
	1932-33	1933-34	1934-35	1935-36	1936-37	1932-33	1933-34	1934-35	1935-36	1936-37
						R	R	R	R	R
Leather—*continued*										
Manufactures (excluding boots and shoes)—continued										
Other sorts (III. I)—										
United Kingdom (*including* Channel Islands)	—	—	—	—	—	2,523	2,074	9,792	35,227	2,05,820
Cyprus	—	—	—	—	—	..	..	..	8,777	1,950
Ceylon (*excluding* Maldives)	—	—	—	—	—	44,120	74,051	45,099	14,704	31,092
Straits Settlements	—	—	—	—	—	1,045	3,718	1,143	4,898	8,787
Union of South Africa	—	—	—	—	—	..	5,862	8,045	7,503	20,205
Kenya Colony	—	—	—	—	—	9,930	27,250	31,087	33,169	49,726
Tanganyika Territory	—	—	—	—	—	625	400	2,050	4,370	8,140
Other British possessions	—	—	—	—	—	6,353	9,771	11,012	6,228	9,373
TOTAL BRITISH EMPIRE	—	—	—	—	—	64,602	1,24,026	1,08,228	1,14,876	3,35,093
Iraq	—	—	—	—	—	4,694	6,389	4,450	3,327	12,026
Portuguese East Africa	—	—	—	—	—	7,160	16,330	16,653	7,270	22,519
United States of America—										
Via Atlantic Coast	—	—	—	—	—	17,979	..	..	..	500
Other Foreign Countries	—	—	—	—	—	5,276	5,631	7,170	7,792	4,235
TOTAL FOREIGN COUNTRIES	—	—	—	—	—	35,109	28,350	28,273	18,389	39,280
Share of Bengal	—	—	—	—	—	*5,472*	*6,826*	*3,647*	*3,890*	*5,397*
" *Bombay*	—	—	—	—	—	*86,271*	*1,26,969*	*1,03,654*	*1,00,471*	*3,46,613*
" *Sind*	—	—	—	—	—	*710*	*6*	..	..	*1,161*
" *Madras*	—	—	—	—	—	*7,258*	*18,576*	*29,200*	*28,344*	*22,202*
" *Burma*	—	—	—	—	—	..	..	..	*60*	..
TOTAL	—	—	—	—	—	99,711	1,52,376	1,36,501	1,33,265	3,74,373
Total of Leather—										
United Kingdom (*including* Channel Islands)	—	—	—	—	—	4,41,61,855	5,43,29,784	5,04,24,955	5,12,06,478	6,74,23,264
Cyprus	—	—	—	—	—	3,063	2,851	9,931	91,152	45,498
Palestine	—	—	—	—	—	6,380	1,685	2,350	950	300
Aden and Dependencies	—	—	—	—	—	35,039	42,470	34,409	72,575	64,704
Ceylon (*excluding* Maldives)	—	—	—	—	—	91,700	1,29,527	1,28,084	1,50,038	2,25,758
Straits Settlements	—	—	—	—	—	3,02,281	2,78,052	2,67,484	1,69,238	1,83,185
Hongkong	—	—	—	—	—	45,076	6,330	15,350	3,930	5,200
Union of South Africa	—	—	—	—	—	5,605	14,041	36,026	2,42,529	1,74,852
Zanzibar and Pemba	—	—	—	—	—	15,323	14,473	12,695	8,462	13,233
Kenya Colony	—	—	—	—	—	85,637	1,25,479	1,44,088	1,72,086	1,92,837
Tanganyika Territory	—	—	—	—	—	14,350	15,490	21,803	31,295	32,365
Mauritius and Dependencies	—	—	—	—	—	6,180	2,847	4,300	3,412	3,020
Commonwealth of Australia	—	—	—	—	—	20,155	20,325	9,910	1,03,183	1,52,599
New Zealand	—	—	—	—	—	14,720	900	7,015	4,500	1,810
Other British Possessions	—	—	—	—	—	7,134	8,729	10,781	10,687	19,370
TOTAL BRITISH EMPIRE	—	—	—	—	—	4,48,15,016	5,49,92,983	5,11,29,271	5,22,70,510	6,85,38,495
Sweden	—	—	—	—	—	150	..	13,260	8,060	..
Germany	—	—	—	—	—	56,244	94,140	85,772	62,546	1,02,372
Netherlands	—	—	—	—	—	1,30,297	3,850	3,364	..	1,250
Belgium	—	—	—	—	—	7,886	4,745	400	299	25,075
France	—	—	—	—	—	63,724	2,06,187	1,04,946	2,85,042	5,52,283
Italy (*including* Fiume)	—	—	—	—	—	11,756	3,820	32,041	17,825	12,296
Syria	—	—	—	—	—	13,650	4,400	25,700	1,995	13,170
Native States in Arabia *other than* Maskat Territory and Trucial Oman	—	—	—	—	—	1,337	2,430	6,205	6,472	6,261
Iraq	—	—	—	—	—	1,94,109	1,69,815	2,28,581	4,10,256	7,14,688
Iran	—	—	—	—	—	26,915	67,867	1,35,953	2,26,988	2,23,701

No. 11—*continued*

ARTICLES, AND COUNTRIES OF FINAL DESTINATION; ALSO SHARE OF EACH PROVINCE	QUANTITY					VALUE				
	1932-33	1933-34	1934-35	1935-36	1936-37	1932-33	1933-34	1934-35	1935-36	1936-37
Leather—concluded						R	R	R	R	R
Total of Leather—continued										
Sumatra	—	—	—	—	—	1,075	1,423	6,542	11,338	5,526
Java	—	—	—	—	—	28,175	180	3,211	3,551	48,749
Celebes and other Islands	—	—	—	—	—	..	..	3,225	5,085	1,080
Siam	—	—	—	—	—	5,851	200	365	680	2,100
Japan	—	—	—	—	—	20,65,365	21,59,154	25,15,369	20,26,647	22,83,124
China (*exclusive* of Hongkong and Macao)	—	—	—	—	—	1,09,889	34,980	24,457	32,283	9,770
Portuguese East Africa	—	—	—	—	—	21,732	35,185	36,248	80,259	92,007
Italian East Africa (Somaliland and Eritrea)	—	—	—	—	—	1,475	1,102	6,200	9,020	..
United States of America—Fid Atlantic Coast	—	—	—	—	—	74,079	4,83,962	4,02,760	8,11,987	9,02,528
„ Pacific „	—	—	—	—	—	..	15,000	9,000	..	..
Other Foreign Countries	—	—	—	—	—	11,876	11,894	15,459	18,538	11,820
TOTAL FOREIGN COUNTRIES	—	—	—	—	—	28,26,685	33,05,340	36,59,057	40,18,756	50,93,793
Share of Bengal	—	—	—	—	—	*12,39,293*	*19,79,128*	*24,13,991*	*12,29,846*	*18,47,262*
„ *Bombay*	—	—	—	—	—	*27,34,937*	*35,03,637*	*26,37,182*	*30,67,101*	*40,23,605*
„ *Sind*	—	—	—	—	—	*2,18,077*	*2,98,390*	*2,90,145*	*1,78,342*	*2,31,674*
„ *Madras*	—	—	—	—	—	*4,38,94,256*	*5,24,76,618*	*5,04,16,796*	*5,17,83,333*	*6,75,21,667*
„ *Burma*	—	—	—	—	—	*1,55,139*	*40,550*	*40,314*	*30,094*	*13,070*
TOTAL	—	—	—	—	—	4,76,41,701	5,82,98,323	5,47,88,328	5,62,89,266	7,36,37,288
Liquors—	Gals.	Gals.	Gals.	Gals.	Gals.					
Spirit (I. D)—										
Ceylon (*excluding* Maldives)	..	12,266	17,030	1,637	34,545	..	10,335	14,272	3,435	24,047
Other British Possessions	135	550	429	300	706	350	1,174	697	749	2,036
TOTAL BRITISH EMPIRE	135	12,816	17,509	1,937	35,251	350	11,509	14,969	4,184	26,083
TOTAL FOREIGN COUNTRIES	178	..	30	..	..	388	..	55	..	..
Share of Bengal	*100*	*12,736*	*14,300*	*1,801*	*700*	*250*	*11,509*	*11,444*	*2,063*	*1,748*
„ *Bombay*	*213*	..	*44*	*136*	*373*	*488*	..	*385*	*2,121*	*3,790*
„ *Madras*	..	*80*	*3,195*	..	*34,178*	..	*107*	*3,195*	..	*20,545*
TOTAL	313	12,816	17,539	1,937	35,251	738	11,509	15,024	4,184	26,083
Other sorts of liquors (I. D)—	Gals.	Gals.	Gals.	Gals.	Gals.					
Ceylon (*excluding* Maldives)	..	..	..	52,148	7,042	..	..	..	46,800	6,774
Other British Possessions	670	1	..	4	2	715	5	..	30	3
TOTAL BRITISH EMPIRE	670	1	..	52,152	7,044	715	5	..	46,830	6,777
TOTAL FOREIGN COUNTRIES	..	..	1	..	..	..	..	6	..	..
Share of Bengal	*556*	..	..	..	..	*452*	..	..	..	..
„ *Bombay*	..	..	*1*	..	..	..	..	*6*	..	..
„ *Madras*	*114*	..	..	*52,148*	*7,044*	*263*	..	..	*46,800*	*6,777*
„ *Burma*	..	*1*	..	*4*	..	..	*5*	..	*30*	..
TOTAL	670	1	1	52,152	7,044	715	5	6	46,830	6,777
TOTAL OF LIQUORS	Gals. 983	Gals. 12,817	Gals. 17,540	Gals. 54,089	Gals. 42,295	1,453	11,514	15,030	51,014	32,860
Machinery and Millwork of all kinds (III. J)—										
United Kingdom (*including* Channel Islands)	—	—	—	—	—	33,359	1,364	3,988	10,266	12,842
Ceylon (*exclusive* Maldives)	—	—	—	—	—	6,814	11,806	12,458	48,057	31,172
Straits Settlements	—	—	—	—	—	2,024	3,673	9,027	11,571	4,478
Union of South Africa	—	—	—	—	—	..	8,446	1,870	1,105	2,670
Kenya Colony	—	—	—	—	—	3,885	11,112	4 108	15,286	10,814
Other British Possessions	—	—	—	—	—	2,187	4,355	9,361	9,983	15,103
TOTAL BRITISH EMPIRE	—	—	—	—	—	48,268	40,757	40,812	96,268	77,079

No. 11—*continued*

ARTICLES, AND COUNTRIES OF FINAL DESTINATION; ALSO SHARE OF EACH PROVINCE	QUANTITY					VALUE				
	1932-33	1933-34	1934-35	1935-36	1936-37	1932-33	1933-34	1934-35	1935-36	1936-37
Machinery and Millwork of all kinds (III. J)—*continued*						R	R	R	R	R
Germany	—	—	—	—	—	..	50	600	..	12,995
Iraq	—	—	—	—	—	325	1,545	2,445	4,036	5,777
Iran	—	—	—	—	—	..	1,350	..	9,585	4,444
Java	—	—	—	—	—	..	1,000	2,985	8,107	873
Siam	—	—	—	—	—	..	..	..	7,719	..
French West Africa (*including* French Mandated Territories of Togoland and Cameroons)	—	—	—	—	—	..	..	480	4,206	10,858
United States of America—*Vid* Atlantic Coast	—	—	—	—	—	15,155	..	152	116	35
„ Pacific „	—	—	—	—	—	1,250	..	..	..	..
Other Foreign Countries	—	—	—	—	—	3,899	7,375	6,525	6,878	9,625
TOTAL FOREIGN COUNTRIES.	—	—	—	—	—	20,629	12,220	13,187	40,647	44,607
Share of Bengal	—	—	—	—	—	*60,308*	*40,060*	*42,595*	*89,616*	*42,672*
„ *Bombay*	—	—	—	—	—	*4,470*	*12,527*	*7,679*	*25,924*	*42,546*
„ *Madras*	—	—	—	—	—	*4,119*	*390*	*2,333*	*20,685*	*36,469*
„ *Burma*	—	—	—	—	—	..	..	*357*	*690*	..
TOTAL	—	—	—	—	—	68,897	52,977	53,999	1,36,915	1,21,686
Manures—										
BONES—										
Bones for manurial purposes (II. 8)—	Tons	Tons	Tons	Tons	Tons					
United Kingdom (*including* Channel Islands)	10	61	264	2,010	101	1,000	8,750	14,852	1,09,789	13,784
Ceylon (*excluding* Maldives)	1,727	1,302	1,512	2,235	1,530	1,45,562	1,04,260	1,16,514	1,79,108	1,44,562
Federated Malay States	..	..	..	70	..	..	..	..	8,450	..
Other British Possessions	35	8	9	1	2	3,571	557	268	36	84
TOTAL BRITISH EMPIRE.	1,772	1,371	1,785	4,316	1,693	1,49,933	1,13,567	1,31,634	2,97,383	1,58,430
Germany	20	400	1,113	577	1,882	2,800	28,291	92,390	45,978	2,19,787
Belgium	930	2,297	4,260	8,041	17,256	95,561	1,76,702	2,85,693	5,88,320	15,37,194
France	395	195	878	1,096	4,379	32,860	19,514	58,990	47,329	1,00,285
Italy (*including* Fiume)	..	..	307	234	..	..	..	22,150	15,970	..
Japan	..	..	..	154	210	..	..	..	10,364	13,900
Other Foreign Countries	..	..	25	..	98	..	..	1,600	..	4,423
TOTAL FOREIGN COUNTRIES.	1,345	2,892	6,583	10,102	23,825	1,31,221	2,22,507	4,60,823	7,07,961	18,75,589
Share of Bengal	..	*250*	..	*2,371*	..	..	*14,995*	..	*1,20,840*	..
„ *Bombay*	*78*	*977*	*2,739*	*4,302*	*6,473*	*7,395*	*64,496*	*2,02,530*	*3,07,850*	*7,03,553*
„ *Madras*	*2,809*	*3,028*	*5,620*	*7,703*	*18,691*	*2,59,284*	*2,56,026*	*3,80,659*	*5,73,100*	*12,95,792*
„ *Burma*	*230*	*8*	*9*	*42*	*354*	*14,476*	*557*	*268*	*3,554*	*29,674*
TOTAL	3,117	4,263	8,368	14,418	25,518	2,81,154	3,36,074	5,92,457	10,05,344	20,34,019
Bonemeal (II. 8) —	Tons	Tons	Tons	Tons	Tons					
United Kingdom (*including* Channel Islands)	5,749	10,456	17,260	11,459	11,746	3,58,894	5,86,258	8,63,742	5,46,881	5,81,735
Ceylon (*excluding* Maldives)	7,925	7,191	8,737	9,619	11,281	4,18,805	3,63,846	4,43,942	4,67,823	5,30,798
Federated Malay States	..	10	70	145	110	..	650	4,200	13,700	10,850
Hongkong	45	..	2	130	..	2,200	..	132	9,076	..
Other British Possessions	..	..	19	50	56	..	..	1,182	3,055	2,944
TOTAL BRITISH EMPIRE.	13,719	17,656	26,088	21,403	23,193	7,79,899	9,50,754	13,33,198	10,40,535	11,26,327
Germany	40	253	..	164	652	5,900	15,920	—	10,364	46,651
Netherlands	..	..	..	..	570	..	..	..	..	27,738
Belgium	15	649	95	1,065	1,710	900	42,161	5,750	65,339	1,15,022
France	..	..	..	208	1,189	..	..	..	9,857	55,541
Philippines	250	..	..	..	..	17,500	..	..	..	..
Japan	3,024	28	778	1,279	..	2,32,339	1,770	34,984	64,220	..
Egypt	..	..	..	..	822	..	..	..	..	41,083
United States of America—*Vid* Atlantic Coast	248	1,000	745	2,864	2,723	14,565	60,000	37,227	1,31,586	1,29,398
„ Pacific „	250	350	..	1,000	50	17,500	10,500	..	50,000	2,500
Hawaii	..	500	400	493	800	..	25,000	20,000	22,199	38,681
Other Foreign Countries	..	120	..	..	20	..	6,000	..	..	1,000
TOTAL FOREIGN COUNTRIES.	4,727	2,900	2,018	7,073	8,536	2,88,704	1,61,351	97,961	3,53,565	4,56,614

No. 11—*continued*

ARTICLES, AND COUNTRIES OF FINAL DESTINATION; ALSO SHARE OF EACH PROVINCE	QUANTITY					VALUE				
	1932-33	1933-34	1934-35	1935-36	1936-37	1932-33	1933-34	1934-35	1935-36	1936-37
						R	R	R	R	R
Manures—*continued*	Tons	Tons	Tons	Tons	Tons					
Bones—*continued*										
Bonemeal (II. S)—continued										
Share of Bengal	*8,700*	*12,709*	*18,948*	*16,318*	*12,831*	*5,26,565*	*6,54,811*	*9,33,450*	*7,89,542*	*6,30,666*
,, *Bombay*	*779*	*537*	*526*	*2,031*	*3,181*	*62,031*	*35,144*	*28,116*	*1,17,642*	*2,02,655*
,, *Sind*	*6,495*	*4,267*	*6,333*	*7,510*	*11,157*	*3,37,287*	*2,44,696*	*3,30,915*	*3,22,379*	*4,84,332*
,, *Madras*	*1,464*	*1,891*	*1,345*	*1,472*	*3,345*	*96,201*	*1,14,009*	*86,446*	*94,439*	*1,90,535*
,, *Burma*	*1,008*	*1,152*	*960*	*1,145*	*1,315*	*56,569*	*63,445*	*58,232*	*70,043*	*74,763*
TOTAL	18,446	20,556	28,106	28,476	31,729	10,68,103	11,12,105	14,31,159	13,94,100	15,82,941
Total of Bones—	Tons	Tons	Tons	Tons	Tons					
United Kingdom (*including* Channel Islands)	5,759	10,516	17,524	13,469	11,907	3,59,894	5,95,008	8,98,594	6,56,670	5,95,510
Ceylon (*excluding* Maldives)	9,652	8,493	10,249	11,854	12,811	5,03,667	4,68,106	5,60,456	6,46,931	6,75,360
Federated Malay States	..	10	70	215	110	..	650	4,200	22,150	10,850
Hongkong	67	..	11	131	2	4,957	..	400	9,112	84
Other British Possessions	13	8	19	50	56	784	557	1,182	3,055	2,944
TOTAL BRITISH EMPIRE	15,491	19,027	27,873	25,719	24,886	9,29,332	10,64,321	14,64,832	13,37,918	12,84,757
Germany	60	653	1,113	741	2,534	8,400	42,211	92,390	56,342	2,65,438
Netherlands	..	..	..	..	570	..	..	..	..	27,738
Belgium	945	2,946	4,355	9,106	18,966	95,461	2,18,563	2,91,443	6,53,659	16,52,216
France	395	195	878	1,304	5,568	32,860	19,514	58,990	57,186	1,55,826
Italy (*including* Fiume)	..	100	307	234	20	..	4,000	22,150	15,970	1,000
Philippines	250	..	..	..	..	17,500	..	..	..	..
Japan	3,924	28	778	1,433	210	2,32,339	1,770	34,084	74,584	13,900
Egypt	..	..	..	..	822	..	..	..	..	41,083
United States of America—										
Vid Atlantic Coast	248	1,000	770	2,864	2,723	14,865	60,000	38,827	1,31,586	1,29,398
,, Pacific ,,	250	350	..	1,000	148	17,500	10,500	..	50,000	6,023
Hawaii	..	500	400	493	800	..	25,000	20,000	22,199	38,681
Other Foreign Countries	..	20	..	..	..	..	2,000	..	..	..
TOTAL FOREIGN COUNTRIES	6,072	5,792	8,601	17,175	32,361	4,19,925	3,83,858	5,58,784	10,61,526	23,32,203
Share of Bengal	*8,700*	*12,959*	*18,948*	*16,689*	*12,831*	*5,26,965*	*6,99,506*	*9,33,450*	*9,10,282*	*6,30,666*
,, *Bombay*	*857*	*1,514*	*3,259*	*6,333*	*9,654*	*59,476*	*99,640*	*2,30,646*	*4,25,492*	*9,11,203*
,, *Sind*	*6,495*	*4,267*	*6,333*	*7,510*	*11,157*	*3,37,287*	*2,44,696*	*3,30,915*	*3,22,379*	*4,84,332*
,, *Madras*	*4,273*	*4,919*	*6,965*	*9,175*	*22,036*	*3,55,435*	*3,70,035*	*4,76,105*	*6,67,589*	*14,86,327*
,, *Burma*	*1,238*	*1,160*	*969*	*1,187*	*1,569*	*70,044*	*64,002*	*58,500*	*73,602*	*1,04,427*
TOTAL	21,563	24,819	36,474	42,894	57,247	13,49,257	14,48,179	20,23,616	23,99,444	36,16,960
Fish manures (XI. S)—	Tons	Tons	Tons	Tons	Tons					
United Kingdom (*including* Channel Islands)	..	297	290	154	210	..	16,160	22,717	12,773	16,800
Ceylon (*excluding* Maldives)	1,109	2,747	2,865	3,898	4,235	1,11,060	1,87,898	2,41,922	2,79,407	3,12,879
Straits Settlements	1,167	1,118	1,385	1,237	1,088	58,765	54,025	56,526	49,096	43,330
Hongkong	27	..	116	182	279	2,155	..	8,075	12,690	22,697
TOTAL BRITISH EMPIRE	2,302	4,162	4,656	5,471	5,812	1,71,980	2,57,532	3,29,240	3,53,966	3,95,706
Germany	582	431	85	35	84	50,640	48,892	9,400	2,950	8,425
Netherlands	121	224	145	..	..	8,237	19,708	10,480	..	..
Belgium	183	54	146	546	637	15,940	4,460	16,484	57,674	64,003
Italy (*including* Fiume)	..	..	117	100	..	..	..	13,258	19,000	..
Other Foreign Countries	..	10	15	13	50	88	300	1,200	1,523	1,500
TOTAL FOREIGN COUNTRIES	885	719	508	694	771	74,900	68,355	50,822	81,147	73,928

No. 11—*continued*

ARTICLES, AND COUNTRIES OF FINAL DESTINATION; ALSO SHARE OF EACH PROVINCE	QUANTITY					VALUE				
	1932-33	1933-34	1934-35	1935-36	1936-37	1932-33	1933-34	1934-35	1935-36	1936-37
						R	R	R	R	R
Manures—*continued*										
Fish manures (II. S)—*continued*	Tons	Tons	Tons	Tons	Tons					
Share of Bengal	..	*241*	*186*	..	*50*	..	*6,641*	*4,650*	..	*1,500*
„ *Bombay*	*24*	*53*	*197*	..	..	*2,647*	*3,377*	*22,168*	..	..
„ *Sind*	*1,813*	*1,632*	*1,832*	*3,529*	*4,251*	*1,68,610*	*1,48,600*	*1,85,869*	*3,20,434*	*3,60,681*
„ *Madras*	*158*	*1,642*	*1,462*	*1,317*	*915*	*14,938*	*1,02,366*	*1,02,857*	*52,893*	*41,556*
„ *Burma*	*1,193*	*1,313*	*1,487*	*1,419*	*1,367*	*60,685*	*64,953*	*64,524*	*61,786*	*65,997*
TOTAL	3,188	4,881	5,164	6,165	6,583	2,46,880	3,25,937	3,80,062	4,35,113	4,69,634
Guano (II. S)—	Tons	Tons	Tons	Tons	Tons					
Ceylon (*excluding* Maldives)	6	2,341	1,219	139	923	600	1,49,504	97,772	8,214	86,306
Other British Possessions	..	5	..	..	..	..	1,000	..	..	..
TOTAL BRITISH EMPIRE	6	2,346	1,219	139	923	600	1,50,504	97,772	8,214	86,306
Share of Madras	*6*	*2,346*	*1,219*	*139*	*923*	*600*	*1,50,504*	*97,772*	*8,214*	*86,306*
Total of Fish manures, and guano (II. S)—	Tons	Tons	Tons	Tons	Tons					
United Kingdom (*including* Channel Islands)	..	297	290	154	210	..	16,169	22,717	12,773	16,800
Ceylon (*excluding* Maldives)	1,114	5,038	4,084	4,037	5,158	1,11,660	3,36,892	3,39,094	2,87,621	3,99,185
Straits Settlements	1,167	1,118	1,385	1,237	1,088	58,765	54,025	56,526	49,096	48,330
Hongkong	27	..	116	182	279	2,155	..	8,075	12,690	22,697
Other British Possessions	..	5	..	..	..	..	1,000	..	..	..
TOTAL BRITISH EMPIRE	2,308	6,508	5,875	5,610	6,735	1,72,580	4,08,086	4,27,012	3,62,180	4,82,012
Germany	582	431	85	35	84	50,640	43,892	9,400	2,950	8,425
Netherlands	121	224	145	..	..	8,237	19,703	10,480	..	..
Belgium	183	54	146	546	637	15,940	4,460	16,484	57,674	64,003
Italy (*including* Fiume)	..	..	117	100	..	..	..	13,258	19,000	..
Other Foreign Countries	..	10	15	13	50	83	300	1,200	1,523	1,500
TOTAL FOREIGN COUNTRIES	886	719	508	694	771	74,900	68,355	50,822	81,147	73,928
Share of Bengal	..	*241*	*186*	..	*50*	..	*6,641*	*4,650*	..	*1,500*
„ *Bombay*	*24*	*53*	*197*	..	..	*2,647*	*3,377*	*22,168*	..	..
„ *Sind*	*1,813*	*1,632*	*1,832*	*3,529*	*4,251*	*1,68,610*	*1,48,600*	*1,85,869*	*3,20,434*	*3,60,681*
„ *Madras*	*164*	*3,988*	*2,681*	*1,356*	*1,838*	*15,538*	*2,52,870*	*2,00,623*	*61,107*	*1,27,862*
„ *Burma*	*1,193*	*1,313*	*1,487*	*1,419*	*1,367*	*60,685*	*64,953*	*64,524*	*61,786*	*65,997*
TOTAL	3,194	7,227	6,383	6,304	7,506	2,47,480	4,76,441	4,77,834	4,43,327	5,55,940
Horsmeal (II. S)—	Tons	Tons	Tons	Tons	Tons					
United Kingdom (*including* Channel Islands)	759	548	1,936	624	1,555	65,654	47,372	1,28,819	49,516	1,43,003
Other British Possessions	55	..	25	1	1	5,400	..	2,000	60	110
TOTAL BRITISH EMPIRE	814	548	1,961	625	1,556	71,054	47,372	1,30,819	49,576	1,43,203
France	10	..	..	..	880	800	..	..	..	58,305
Italy (*including* Fiume)	110	110	..	..	..	9,000	7,350	..	..	..
Japan	475	..	..	..	..	38,250	..	..	..	..
Other Foreign Countries	..	..	50	20	..	..	..	3,500	1,000	..
TOTAL FOREIGN COUNTRIES	595	110	50	20	880	48,050	7,350	3,500	1,000	58,305
Share of Bengal	*700*	*195*	*1,695*	*293*	*1,169*	*50,024*	*12,421*	*1,05,699*	*16,908*	*70,045*
„ *Bombay*	*114*	*101*	*248*	*42*	*264*	*13,780*	*7,926*	*19,520*	*1,668*	*25,205*
„ *Sind*	*595*	*362*	*45*	*210*	*278*	*56,800*	*34,376*	*4,500*	*22,500*	*93,068*
„ *Madras*	..	..	*23*	*100*	*125*	..	..	*4,500*	*9,500*	*13,200*
TOTAL	1,409	658	2,011	645	2,486	1,19,104	51,722	1,34,319	50,576	2,01,508

INDIAN MERCHANDISE

No. 11—*continued*

ARTICLES, AND COUNTRIES OF FINAL DESTINATION; ALSO SHARE OF EACH PROVINCE	QUANTITY					VALUE				
	1932-33	1933-34	1934-35	1935-36	1936-37	1932-33	1933-34	1934-35	1935-36	1936-37
						R	R	R	R	R
Manures—*continued*	Tons	Tons	Tons	Tons	Tons					
Sulphate of ammonia (H. S.)—										
Ceylon (*excluding* Maldives)	303	2,121	3,053	7,072	2,626	34,997	1,78,164	2,64,672	6,57,502	2,44,19
Other British Possessions	..	..	..	..	..	..	44	..	..	..
TOTAL BRITISH EMPIRE	303	2,121	3,053	7,072	2,626	34,997	1,78,208	2,64,672	6,57,502	2,44,19
China (*exclusive* of Hongkong and Macão)	..	..	..	..	..	..	..	..	..	3
Share of Bengal	*303*	*2,121*	*3,053*	*7,072*	*2,626*	*34,997*	*1,78,208*	*2,64,672*	*6,57,502*	*2,44,2*
Other kinds (H. S)—	Tons	Tons	Tons	Tons	Tons					
United Kingdom (*including* Channel Islands)	3,306	3,830	1,640	2,716	3,463	1,56,026	1,67,022	75,879	1,14,740	1,61,258
Ceylon (*excluding* Maldives)	959	1,337	1,371	1,148	1,278	98,708	1,55,956	1,61,509	95,255	1,05,789
Straits Settlements	10	..	51	2	257	135	..	8,192	1,000	37,265
Federated Malay States	70	95	160	333	780	8,000	15,200	28,310	50,824	1,11,740
Other British Possessions	..	10	1	..	1	..	2,000	80	..	50
TOTAL BRITISH EMPIRE	4,345	5,272	3,223	4,194	5,769	2,62,969	3,41,078	2,68,970	2,61,819	4,16,052
Germany	16	153	..	..	25	666	8,273	..	..	1,240
Belgium	319	..	100	..	565	11,523	..	6,000	..	40,005
France	71	415	48	82	500	6,005	22,703	2,360	3,102	20,206
Java	..	45	..	3	..	..	5,010	..	1,660	..
United States of America—										
Vid Atlantic Coast	..	109	75	130	263	..	5,652	3,000	4,672	11,374
„ Pacific „	..	10	..	12	273	..	572	..	750	15,900
Other Foreign Countries	80	82	83	1	2	6,954	4,340	3,953	200	30
TOTAL FOREIGN COUNTRIES	486	814	306	228	1,028	25,147	46,740	14,313	10,384	1,06,815
Share of Bengal	*1,418*	*2,901*	*2,133*	*2,191*	*4,460*	*91,308*	*2,06,864*	*1,36,303*	*1,36,876*	*3,33,974*
„ *Bombay*	*3,125*	*3,039*	*1,247*	*2,104*	*2,382*	*1,66,702*	*1,66,124*	*87,182*	*1,22,957*	*1,36,388*
„ *Sind*	*43*	*75*	..	..	*75*	*2,300*	*6,000*	..	..	*6,000*
„ *Madras*	*245*	*71*	*149*	*127*	*480*	*28,796*	*6,830*	*9,798*	*13,370*	*47,505*
TOTAL	4,831	6,086	3,529	4,422	7,397	2,88,106	3,87,818	2,83,283	2,72,203	5,22,867
Total of Manures—	Tons	Tons	Tons	Tons	Tons					
United Kingdom (*including* Channel Islands)	9,824	15,191	21,390	16,963	17,125	5,81,571	8,26,471	11,26,009	8,38,699	9,16,070
Ceylon (*excluding* Maldives)	12,058	17,089	18,782	24,107	21,873	8,11,122	11,33,118	13,28,331	16,87,369	14,24,482
Straits Settlements	1,190	1,118	1,449	1,264	1,376	59,684	54,025	66,554	51,901	82,303
Federated Malay States	70	105	230	548	891	8,000	15,850	27,510	72,974	1,22,700
Hongkong	94	8	127	313	282	7,142	557	8,475	21,802	22,831
Other British Possessions	30	15	7	25	25	3,400	3,044	426	1,250	1,236
TOTAL BRITISH EMPIRE	23,261	33,476	41,985	43,220	41,572	14,70,922	20,39,065	25,56,305	26,68,005	25,70,222

No. 11—*continued*

ARTICLES, AND COUNTRIES OF FINAL DESTINATION; ALSO SHARE OF EACH PROVINCE	QUANTITY					VALUE				
	1932-33	1933-34	1934-35	1935-36	1936-37	1932-33	1933-34	1934-35	1935-36	1936-37
Manures—*concluded*										
Total of Manures—continued	Tons	Tons	Tons	Tons	Tons	R	R	R	R	R
Germany	658	1,237	1,198	706	2,043	59,705	94,376	1,01,790	60,292	2,76,103
Netherlands	121	274	145	..	570	8,237	22,164	10,480	..	27,738
Belgium	1,447	3,000	4,601	9,652	20,168	1,23,924	2,23,828	3,12,927	7,11,338	17,05,224
France	470	620	941	1,391	6,048	39,005	42,607	62,550	60,088	2,43,307
Italy (*including* Fiume)	150	235	449	884	20	13,000	12,850	36,908	84,970	1,000
Java	..	65	..	3	..	..	7,010	..	1,660	..
Philippines	250	..	..	..	..	17,500	..	..	..	..
Japan	4,399	28	780	1,433	210	2,70,589	1,770	35,104	74,684	13,900
Egypt	..	..	..	8	822	..	..	..	1,128	41,083
United States of America—										
Vid Atlantic Coast	275	1,100	895	2,994	2,080	16,988	65,652	45,327	1,36,258	1,40,772
,, Pacific ,,	261	360	..	1,012	471	18,270	11,172	..	50,750	24,323
Hawaii	..	500	400	493	800	..	25,000	20,000	22,109	38,681
Other Foreign Countries	2	7	56	1	2	140	379	2,338	200	09
TOTAL FOREIGN COUNTRIES	8,089	7,435	9,465	18,117	35,640	5,68,022	5,06,302	6,27,410	11,54,057	25,71,290
Share of Bengal	*11,121*	*18,417*	*26,015*	*28,245*	*21,136*	*7,03,294*	*10,75,940*	*14,94,774*	*17,20,068*	*12,80,422*
,, *Bombay*	*4,120*	*4,707*	*4,951*	*8,479*	*13,300*	*2,40,605*	*2,77,067*	*3,59,516*	*5,50,117*	*10,71,301*
,, *Sind*	*5,946*	*6,336*	*8,210*	*11,249*	*16,361*	*5,64,497*	*4,33,671*	*5,21,284*	*6,65,313*	*9,43,971*
,, *Madras*	*4,683*	*5,978*	*9,818*	*10,758*	*24,479*	*3,99,319*	*6,29,735*	*6,91,126*	*7,61,566*	*16,74,894*
,, *Burma*	*2,431*	*2,476*	*2,456*	*2,606*	*2,936*	*1,30,729*	*1,28,955*	*1,17,024*	*1,36,388*	*1,70,424*
TOTAL	31,300	40,911	51,450	61,337	77,212	20,38,044	25,45,868	31,83,724	38,23,052	51,41,512
Mats and Matting, *except* coir and rubber (III. U)—	Sq. yards	Sq. yards	Sq. yards	Sq. yards	Sq. yards					
United Kingdom (*including* Channel Islands)	15,638	1,255	69,364	151,765	23,770	5,528	423	17,742	47,088	40,244
Ceylon (*excluding* Maldives)	230,656	196,711	242,382	185,401	108,035	9,940	9,002	18,324	18,163	22,771
Canada—										
Vid Atlantic Coast	..	..	..	10,302	25,059	..	..	..	18,085	32,716
Other British Possessions	38,753	35,098	40,462	78,662	37,362	7,009	4,715	6,262	6,687	6,878
TOTAL BRITISH EMPIRE	285,047	233,064	352,208	426,220	194,835	22,477	15,100	37,228	90,023	1,02,609
United States of America—										
Vid Atlantic Coast	..	..	280	54,318	370	..	..	70	16,298	1,470
,, Pacific ,,	..	50	..	..	..	..	24	..	..	..
Other Foreign Countries	200	500	1,512	2,940	2,088	115	160	360	2,203	472
TOTAL FOREIGN COUNTRIES	200	550	1,792	57,264	2,458	115	184	430	18,501	1,942
Share of Bengal	*20,221*	*28,183*	*93,713*	*68,336*	*43,413*	*8,422*	*6,692*	*11,441*	*11,521*	*9,618*
,, *Bombay*	*630*	*2,100*	..	*999*	*5,429*	*125*	*520*	..	*290*	*756*
,, *Sind*	*250*	*1,200*	*232*	..	*1,000*	*40*	*307*	*49*	..	*20*
,, *Madras*	*258,966*	*202,121*	*260,050*	*413,953*	*143,692*	*13,930*	*7,555*	*26,177*	*67,541*	*93,760*
,, *Burma*	*5,230*	*10*	..	*196*	*3,759*	*75*	*10*	..	*72*	*477*
TOTAL	285,247	233,614	354,000	483,484	197,293	22,592	15,284	37,667	1,09,424	1,04,651
Metals and Ores—										
Brass, Bronze and similar alloys and manufactures thereof—	Cwts.	Cwts.	Cwts.	Cwts.	Cwts.					
Unwrought (*III. L*)—										
TOTAL BRITISH EMPIRE	..	..	120	..	1,542	..	..	5,112	..	37,394
Share of Bengal	..	..	..	..	*1,542*	..	..	..	..	*37,394*
,, *Madras*	..	..	*120*	..	..	..	..	*5,112*	..	..
TOTAL	..	..	120	..	1,542	..	..	5,112	..	37,394

No. 11—*continued*

ARTICLES, AND COUNTRIES OF FINAL DESTINATION; ALSO SHARE OF EACH PROVINCE	QUANTITY					VALUE				
	1932-33	1933-34	1934-35	1935-36	1936-37	1932-33	1933-34	1934-35	1935-36	1936-37
						R	R	R	R	R
Metals and Ores—*continued*										
Brass, Bronze, and similar alloys, etc.—*continued*										
Wrought (III. L)—	Cwts.	Cwts.	Cwts.	Cwts.	Cwts.					
United Kingdom (*including* Channel Islands)	121	222	278	1,030	1,515	30,806	33,184	39,216	48,955	93,446
Gibraltar	71	48	28	2	..	11,150	7,685	3,611	200	..
Ceylon (*excluding* Maldives)	3,540	4,148	7,017	5,006	3,464	3,01,494	1,94,366	3,25,371	2,13,512	1,48,490
Straits Settlements	87	168	423	393	326	7,563	11,642	26,494	20,158	21,553
Federated Malay States	175	206	567	614	503	14,206	16,227	28,068	32,136	27,859
Gold Coast (*including* British Mandated Territory of Togoland)	2	16	31	37	19	425	2,750	4,533	5,055	1,938
Union of South Africa	30	80	124	157	128	2,955	6,290	11,731	15,271	13,444
Zanzibar and Pemba	40	37	49	63	67	5,050	4,495	4,765	6,325	7,060
Kenya Colony	94	80	85	256	255	7,106	8,555	8,080	17,598	15,800
Tanganyika Territory	15	26	33	46	92	2,050	2,908	4,090	4,188	10,188
Mauritius and Dependencies	37	171	215	34	186	5,565	11,245	18,491	2,455	9,386
Canada—										
Vid Atlantic Coast	25	4	19	41	30	3,094	443	2,274	5,823	4,443
„ Pacific „	7	9	10	11	23	1,130	1,838	1,457	1,011	4,200
British West India Islands (*excluding* Bahamas)	113	87	67	61	160	11,184	9,918	6,640	5,859	8,962
British Guiana	128	18	58	43	46	5,425	1,405	3,114	2,220	2,950
New Zealand	17	13	27	65	105	2,585	1,821	2,462	3,369	14,058
Fiji Islands	48	61	56	53	75	3,419	4,284	5,790	4,164	4,987
Other British Possessions	59	71	113	92	124	7,292	8,593	9,096	9,112	11,680
TOTAL BRITISH EMPIRE	4,609	5,460	9,198	8,004	7,238	3,22,429	3,36,879	5,00,283	4,02,406	4,00,449
Germany	4	8	96	342	2,564	1,800	2,500	4,881	10,069	63,076
Belgium	1	..	..	1,215	6	139	90	..	29,347	766
France	24	11	9	..	1	5,029	1,531	1,400	..	300
Italy (*including* Fiume)	73	15	29	6	..	6,084	2,600	3,063	736	10
Syria	59	80	27	85	142	8,330	9,505	4,250	8,703	12,942
Native States in Arabia *other than* Maskat Territory and Trucial Oman	387	50	34	175	52	56,210	4,920	4,053	20,955	5,570
Iraq	33	116	142	211	169	2,445	6,435	8,740	11,687	9,558
Egypt	32	23	26	25	43	5,511	2,813	3,165	2,583	3,276
Portuguese East Africa	88	100	124	69	99	10,433	13,262	13,287	9,587	10,147
United States of America— *Vid* Atlantic Coast	70	93	61	78	83	13,193	19,501	7,764	9,957	10,388
„ Pacific „	26	3	8	5	20	4,193	342	1,250	645	2,435
Dutch Guiana	36	14	60	26	39	3,169	1,340	5,253	1,346	3,170
Other Foreign Countries	214	138	164	129	102	25,212	16,467	23,140	17,469	11,282
TOTAL FOREIGN COUNTRIES	1,046	651	780	2,368	3,320	1,41,748	80,306	79,746	1,23,534	1,33,420
Share of Bengal	*466*	*459*	*656*	*426*	*2,303*	*35,516*	*34,683*	*45,456*	*37,032*	*91,625*
„ *Bombay*	*1,444*	*1,193*	*1,300*	*3,523*	*2,929*	*2,10,330*	*1,55,037*	*1,55,763*	*2,14,054*	*2,29,310*
„ *Madras*	*3,743*	*4,424*	*7,897*	*6,348*	*5,320*	*2,17,478*	*2,14,236*	*3,76,924*	*2,71,567*	*2,11,894*
„ *Burma*	*2*	*35*	*125*	*17*	*6*	*413*	*3,189*	*3,887*	*3,307*	*1,040*
TOTAL	5,655	6,111	9,978	10,372	10,558	4,64,237	4,07,185	5,80,029	5,25,940	5,33,869
Chromite (Chrome iron ore) (II. F)—	Tons	Tons	Tons	Tons	Tons					
United Kingdom (*including* Channel Islands)	6,336	7,800	9,900	750	1,800	2,18,905	2,35,000	3,15,500	23,500	56,005
Canada— *Vid* Atlantic Coast	..	..	..	4,000	..	..	..	..	1,20,000	..
TOTAL BRITISH EMPIRE	6,336	7,800	9,900	4,750	1,800	2,18,905	2,35,000	3,15,500	1,43,500	56,005

No. 11—*continued*

ARTICLES, AND COUNTRIES OF FINAL DESTINATION; ALSO SHARE OF EACH PROVINCE	QUANTITY					VALUE				
	1932-33	1933-34	1934-35	1935-36	1936-37	1932-33	1933-34	1934-35	1935-36	1936-37
Metals and Ores—*continued*						R	R	R	R	R
Chromite (Chrome iron ore) (II. F)—*continued*	Tons	Tons	Tons	Tons	Tons					
Norway	3,043	7,501	8,700	4,353	5,184	91,290	2,24,899	2,61,000	1,30,609	1,55,516
Sweden	..	..	..	5,100	300	..	..	..	1,53,000	9,000
Germany	3,103	1,243	910	3,445	9,295	1,02,204	38,865	27,588	1,06,990	3,20,877
Netherlands	1,606	450	370	100	150	61,770	13,976	9,635	2,850	4,505
Belgium	761	1,984	1,742	896	785	22,849	61,781	50,452	27,003	23,483
France	1,418	1,087	1,946	1,213	846	52,539	30,882	57,476	33,455	23,498
Italy (*including* Fiume)	480	380	305	383	163	18,400	10,850	9,157	28,125	4,658
Japan	..	..	..	551	1,027	..	..	..	9,361	21,792
United States of America—Vid Atlantic Coast	1,133	500	..	4,300	3,100	38,400	16,000	..	1,61,400	1,00,510
,, Pacific ,,	..	..	400	..	..	..	..	16,000	..	5
TOTAL FOREIGN COUNTRIES	11,544	13,095	14,373	21,341	20,850	3,94,452	3,97,203	4,31,309	6,52,793	6,63,844
Share of Bengal	*5,219*	*5,034*	*4,954*	*4,049*	*5,214*	*2,00,292*	*1,54,504*	*1,43,189*	*1,21,491*	*1,43,514*
,, *Bombay*	..	..	..	..	..	..	..	..	..	*15*
,, *Sind*	*5,823*	*11,661*	*10,765*	*15,933*	*6,784*	*1,74,690*	*3,49,699*	*3,22,970*	*4,79,009*	*2,03,516*
,, *Madras*	*6,838*	*3,700*	*8,554*	*6,109*	*10,652*	*2,38,375*	*1,28,000*	*2,70,650*	*1,95,793*	*3,72,404*
TOTAL	17,880	20,395	24,273	26,091	22,650	6,15,357	6,32,203	7,46,809	7,96,293	7,19,249
Copper—	Tons	Tons	Tons	Tons	Tons					
Ore (II. F)—										
United Kingdom (*including* Channel Islands)	..	..	..	..	..	..	26	..	..	..
Share of Bombay	..	..	..	..	..	..	*26*	..	..	..
Wrought—	Cwts.	Cwts.	Cwts.	Cwts.	Cwts.					
Sheets and other manufactures (III. L)—										
United Kingdom (*including* Channel Islands)	141	4	..	..	3	7,262	460	..	..	466
Ceylon (*excluding* Maldives)	555	549	657	730	808	37,744	34,116	38,446	36,550	40,044
Straits Settlements	178	356	678	378	324	12,233	17,795	32,141	17,133	15,266
Other British Possessions	129	94	151	200	257	8,744	6,521	10,806	9,878	14,636
TOTAL BRITISH EMPIRE	1,003	1,003	1,486	1,308	1,392	65,983	58,892	81,293	63,561	70,412
Belgium	..	..	..	488	..	..	36	..	19,520	..
Native States in Arabia *other than* Maskat Territory and Trucial Oman	65	118	89	105	130	4,388	8,337	6,125	6,675	7,520
Other Foreign Countries	24	81	43	34	86	1,687	4,631	2,924	2,003	3,481
TOTAL FOREIGN COUNTRIES	89	199	132	627	216	6,075	13,004	9,049	28,198	11,001
Share of Bengal	*564*	*,25*	*1,158*	*922*	*1,050*	*38,907*	*45 836*	*59,387*	*42,215*	*49,733*
,, *Bombay*	*466*	*343*	*437*	*927*	*547*	*30,242*	*23,073*	*29,277*	*45,652*	*30,981*
,, *Madras*	*62*	*34*	*33*	*80*	*11*	*2,909*	*1,987*	*1,778*	*3,692*	*699*
,, *Burma*	..	..	..	*1*	..	..	..	..	*200*	..
TOTAL	1,092	1,202	1,618	1,930	1,608	72,058	71,896	90,442	91,759	81,413
Others (III. L)—	Cwts.	Cwts.	Cwts.	Cwts.	Cwts.					
United Kingdom (*including* Channel Islands)	4,025	121	..	..	..	26,708	4,054	..	..	..
Ceylon (*excluding* Maldives)	38	..	11	104	..	2,497	..	727	5,085	..
Other British Possessions	8	..	..	38	..	80	..	..	1,541	..
TOTAL BRITISH EMPIRE	4,071	121	11	142	..	29,285	4,054	727	6,626	..
Germany	224,102	252,179	200,693	171,201	170,801	24,75,833	27,32,093	19,68,300	20,05,268	24,47,879
Belgium	..	838	1,479	1,841	309	..	5,008	17,381	31,890	6,199
Other Foreign Countries	..	..	..	2	..	..	..	40	120	7
TOTAL FOREIGN COUNTRIES	224,102	253,017	202,172	173,134	171,110	24,75,833	27,37,101	19,85,721	20,37,278	24,54,085
Share of Bengal	*3,998*	*70*	..	*141*	..	*27,973*	*3,273*	*40*	*6,721*	..
,, *Bombay*	*70*	*889*	*1,479*	*1,970*	*309*	*1,000*	*6,189*	*17,381*	*24,444*	*6,199*
Madras	*5*	..	*11*	..	..	*312*	..	*727*	..	..
,, *Burma*	*224,102*	*252,179*	*200,693*	*171,165*	*170,801*	*24,75,833*	*27,32,096*	*19,68,300*	*20,02,739*	*24,47,886*
TOTAL	228,173	253,138	202,183	173,276	171,110	25,05,168	27,41,628	19,86,448	20,43,904	24,54,085
Total of Copper (excluding *Ore*)	Cwts. 229,266	Cwts. 254,340	Cwts. 203,801	Cwts. 175,206	Cwts. 172,718	25,17,226	28,13,554	20,76,890	21,35,663	25,35,498

No. 11—*continued*

ARTICLES, AND COUNTRIES OF FINAL DESTINATION; ALSO SHARE OF EACH PROVINCE	QUANTITY					VALUE				
	1932-33	1933-34	1934-35	1935-36	1936-37	1932-33	1933-34	1934-35	1935-36	1936-37
Metals and Ores—*continued*	Tons	Tons	Tons	Tons	Tons	R	R	R	R	R
Ferro-manganese (III. L)	..	..	..	..	..	..	..	..	..	..
Iron—										
Ore (II. F)—	Tons	Tons	Tons	Tons	Tons					
Japan	752	818	1,305	1,678	2,431	7,068	5,477	11,803	14,289	21,872
Other Foreign Countries	..	..	..	2	10	..	..	..	30	3,000
TOTAL FOREIGN COUNTRIES	752	818	1,305	1,680	2,441	7,068	5,477	11,803	14,319	24,872
Share of Bengal	*752*	*818*	*1,305*	*1,680*	*2,441*	*7,068*	*5,477*	*11,803*	*14,319*	*24,872*
Pig (III. K)—	Tons	Tons	Tons	Tons	Tons					
United Kingdom (*including* Channel Islands)	75,802	93,123	98,481	65,763	182,334	26,05,599	21,55,372	21,33,226	15,02,844	30,84,355
Ceylon (*excluding* Maldives)	74	219	278	175	288	2,590	9,295	11,155	7,000	10,709
Straits Settlements	236	375	1,064	1,051	3,070	8,298	10,788	28,657	26,124	82,582
Federated Malay States	..	185	163	429	1,196	..	5,802	4,130	10,730	31,271
Hongkong	3,603	2,503	3,091	2,075	2,583	1,26,012	67,362	55,488	53,300	66,266
Union of South Africa	101	302	51	173	51	3,110	7,338	1,235	5,150	1,225
New Zealand	..	..	158	212	..	..	..	4,283	5,408	..
Other British Possessions	..	20	51	..	..	..	200	1,264	..	..
TOTAL BRITISH EMPIRE	79,816	96,732	102,337	69,878	189,522	27,45,609	22,56,958	22,39,438	16,10,362	41,76,408
U. S. S. R.—										
Pacific Ports (in Asia)	..	..	..	..	2,459	..	..	..	..	56,792
Sweden	3,735	653	6,015	3,038	5,498	1,25,613	15,662	1,44,320	72,920	1,32,480
Norway	163	140	186	246	511	4,858	3,360	4,348	5,502	12,259
Germany	8,029	7,495	3,112	307	504	2,81,397	1,81,388	75,692	7,658	12,107
Netherlands	1,581	692	703	..	700	49,735	16,965	16,864	..	16,806
Belgium	1,786	477	1,963	1,468	993	57,513	11,430	47,084	36,063	22,518
Italy (*including* Fiume)	864	1,057	5,358	1,967	925	30,237	25,417	1,27,967	53,477	22,187
Sumatra	..	..	..	289	44	..	..	..	7,233	1,100
Java	290	321	701	439	514	10,231	7,872	16,840	12,743	14,565
Siam	..	..	5	..	211	..	..	109	..	5,287
Japan	71,371	183,832	245,552	397,034	306,173	24,21,364	40,26,190	54,30,321	91,64,342	69,01,734
China (*exclusive* of Hongkong and Macao)	13,499	19,258	17,068	8,675	8,100	4,59,080	4,37,348	3,77,825	2,01,003	1,88,090
Egypt	507	1,645	1,596	1,297	1,536	17,609	42,811	40,498	31,283	37,161
United States of America—										
Vid Atlantic Coast	31,481	57,097	24,105	40,410	44,814	10,48,210	12,87,161	5,60,210	9,32,616	10,29,258
,, Pacific ,,	1,076	4,177	6,025	11,419	11,223	37,075	96,097	1,38,573	2,62,466	2,57,651
Argentine Republic (*including* the Atlantic Coast of Patagonia)	3,658	2,670	1,564	..	..	1,22,384	64,227	37,545	..	..
Chile (*including* the Pacific Coast of Patagonia)	313	604	20	1,030	..	10,946	13,889	478	24,755	..
Hawaii	103	503	377	377	411	3,610	12,571	9,435	9,206	10,171
Other Foreign Countries	112	161	372	220	172	5,644	4,122	10,002	5,790	5,251
TOTAL FOREIGN COUNTRIES	138,568	280,782	314,722	468,275	384,788	46,86,165	62,46,460	70,28,106	1,08,27,957	87,26,317
Share of Bengal	*218,374*	*377,511*	*417,046*	*538,044*	*574,260*	*74,30,274*	*85,02,308*	*92,66,424*	*1,24,31,112*	*1,29,00,519*
,, *Bombay*	*10*	*3*	*18*	*10*	*30*	*1,500*	*219*	*1,110*	*1,481*	*2,206*
,, *Madras*	..	..	..	*99*	..	..	..	*10*	*5,756*	..
TOTAL	218,384	377,514	417,069	538,153	574,310	74,31,774	85,02,518	92,67,544	1,24,38,819	1,29,02,725
Manufactures—										
Angle, bolt and rod (III. K)—	Tons	Tons	Tons	Tons	Tons					
TOTAL BRITISH EMPIRE	1	..	3	4	20	664	..	1,606	1,060	5,883
TOTAL FOREIGN COUNTRIES	2	10	1	30	14	412	1,962	440	6,725	2,668
Share of Bengal	..	..	2	..	..	..	..	*1,396*	..	*45*
,, *Bombay*	*3*	*2*	*2*	*34*	*34*	*1,076*	*1,062*	*710*	*7,794*	*8,506*
,, *Madras*	..	*8*	..	..	..	..	*1,000*	..	..	..
TOTAL	3	10	4	34	34	1,076	1,062	2,106	7,794	8,551

No. 11—*continued*

ARTICLES, AND COUNTRIES OF FINAL DESTINATION; ALSO SHARE OF EACH PROVINCE	QUANTITY					VALUE				
	1932-33	1933-34	1934-35	1935-36	1936-37	1932-33	1933-34	1934-35	1935-36	1936-37
Metals and Ores—*continued*						R	R	R	R	R
Iron—*continued*										
Manufactures—*continued.*										
Bars and channel (III. K)—	Tons	Tons	Tons	Tons	Tons					
United Kingdom (*including* Channel Islands)	16,337	5	..	..	..	9,48,736	665	..	..	..
Other British Possessions	21	7	17	5	19	3,693	1,914	2,411	905	3,659
TOTAL BRITISH EMPIRE	16,358	12	17	5	19	9,52,429	2,579	2,411	905	3,659
Japan	6,746	..	..	..	..	3,52,882	..	..	..	..
Other Foreign Countries	17	23	6	8	7	3,723	4,390	2,515	4,079	1,808
TOTAL FOREIGN COUNTRIES	6,763	23	6	8	7	3,56,605	4,390	2,515	4,079	1,808
Share of Bengal	*23,035*	..	*1*	..	*2*	*13,09,559*	..	*80*	..	*378*
„ *Bombay*	*36*	*35*	*22*	*13*	*24*	*6,475*	*6,969*	*4,846*	*4,984*	*5,097*
„ *Madras*	..	..	..	..	..	..	..	*300*	..	..
TOTAL	23,121	35	23	13	26	13,09,034	6,969	4,926	4,984	5,467
Total of Iron (*excluding* ore) (*a*)—		Tons	Tons	Tons	Tons					
United Kingdom (*including* Channel Islands)	—	93,128	98,481	65,763	182,334	—	21,56,037	21,33,226	15,02,644	30,84,355
Ceylon (*excluding* Maldives)	—	221	281	176	201	—	10,056	12,886	7,125	11,402
Straits Settlements	—	375	1,064	1,051	3,070	—	10,788	28,657	26,124	62,582
Federated Malay States	—	185	164	429	1,196	—	5,802	4,210	10,730	31,271
Hongkong	—	2,508	2,091	2,075	2,583	—	67,862	55,488	53,806	66,206
Union of South Africa	—	302	51	173	51	—	7,238	1,235	5,150	1,225
New Zealand	—	..	158	212	..	—	..	4,283	5,408	..
Other British Possessions	—	25	67	8	36	—	1,354	4,080	1,849	3,849
TOTAL BRITISH EMPIRE	—	96,744	102,357	69,887	189,561	—	22,58,637	22,43,515	16,12,336	41,85,950
U. S. S. R.— Pacific Ports (in Asia)	—	..	..	..	2,459	—	..	..	..	56,792
Sweden	—	658	6,015	3,038	5,498	—	15,662	1,44,320	72,920	1,32,480
Norway	—	140	186	246	511	—	3,360	4,348	5,502	12,259
Germany	—	7,495	8,112	307	504	—	1,81,338	75,692	7,658	12,127
Netherlands	—	692	703	..	700	—	16,965	16,864	..	16,806
Belgium	—	477	1,963	1,468	993	—	11,430	47,084	36,063	22,518
Italy (*including* Fiume)	—	1,057	5,358	1,967	925	—	25,417	1,27,967	53,477	22,187
Iraq	—	32	19	31	31	—	5,410	2,810	5,315	3,585
Sumatra	—	..	..	289	44	—	..	..	7,240	1,100
Java	—	321	701	489	514	—	7,872	16,840	12,743	14,565
Siam	—	..	5	..	211	—	..	109	..	5,287
Japan	—	1,88,882	245,552	297,084	300,173	—	40,26,190	54,20,321	91,64,342	69,01,734
China (*exclusive* of Hongkong and Macao)	—	19,258	17,068	8,675	8,100	—	4,87,348	3,78,125	2,01,903	1,88,990
Egypt	—	1,545	1,596	1,297	1,536	—	42,811	40,498	31,283	37,161
United States of America—										
Via Atlantic Coast	—	57,097	24,105	40,410	44,814	—	12,87,161	5,60,210	9,32,616	10,29,258
„ Pacific „	—	4,177	6,025	11,419	11,223	—	96,097	1,38,573	2,62,466	2,57,651
Argentine Republic (*including* the Atlantic Coast of Patagonia).	—	2,670	1,564	..	..	—	64,227	37,545	..	..
Chile (*including* the Pacific Coast of Patagonia).	—	604	20	1,080	..	—	13,889	473	24,755	..
Hawaii	—	503	377	377	411	—	12,571	9,435	9,206	10,171
Other Foreign Countries	—	162	360	236	102	—	5,064	9,847	11,272	6,122
TOTAL FOREIGN COUNTRIES	—	2,60,815	314,729	468,313	384,809	—	62,52,812	70,81,061	1,08,38,761	87,30,793
Share of Bengal	—	*377,511*	*417,049*	*538,044*	574,282	—	*85,03,308*	*92,67,900*	*1,24,31,112*	1,29,00,934
„ *Bombay*	—	*40*	*37*	*57*	88	—	*7,541*	*6,366*	*14,229*	15,809
„ *Madras*	—	*8*	..	*99*	..	—	*1,600*	*310*	*5,756*	..
TOTAL	—	377,559	417,086	538,200	574,370	—	85,11,449	92,74,576	1,24,51,097	1,29,16,743

(*a*) Shown separately from 1933-34.

No. 11—*continued*

ARTICLES, AND COUNTRIES OF FINAL DESTINATION; ALSO SHARE OF EACH PROVINCE	Quantity					Value				
	1932-33	1933-34	1934-35	1935-36	1936-37	1932-33	1933-34	1934-35	1935-36	1936-37
						R	R	R	R	R
Metals and Ores—*continued*										
Steel (a)—										
Bars (III. K)—		Tons	Tons	Tons	Tons					
United Kingdom (*including* Channel Islands)	—	41,099	..	..	110	—	17,35,838	..	..	5,492
Other British Possessions	—	..	1	..	8	—	35	300	32	2,196
TOTAL BRITISH EMPIRE	—	41,099	1	..	118	—	17,35,873	300	32	7,688
Japan	—	5,261	..	559	..	—	3,00,319	..	22,394	..
Other Foreign Countries	—	5	2	..	13	—	1,500	490	..	3,300
TOTAL FOREIGN COUNTRIES	—	5,266	2	559	13	—	3,01,819	490	22,394	3,300
Share of Bengal	—	*46,360*	*1*	*559*	*110*	—	*20,36,157*	*300*	*22,394*	*5,487*
„ *Bombay*	—	*5*	*2*	..	*21*	—	*1,535*	*490*	*32*	*5,465*
„ *Madras*	—	..	..	..	..	—	..	..	..	*36*
TOTAL	—	46,365	3	559	131	—	20,37,692	790	22,426	10,988
Iron or Steel—										
Anchors and cables (III. K)—	Tons	Tons	Tons	Tons	Tons					
Aden and Dependencies	6	2	5	8	21	1,685	1,160	1,485	2,225	6,735
Other British Possessions	6	3	6	25	24	2,230	1,260	2,008	4,795	5,785
TOTAL BRITISH EMPIRE	12	5	11	33	45	4,035	2,420	3,443	7,020	12,520
Japan	444	..	..	..	..	11,422	..	..	..	..
Other Foreign Countries	12	9	8	7	5	3,543	2,342	2,274	2,326	2,066
TOTAL FOREIGN COUNTRIES	456	9	8	7	5	14,965	2,342	2,274	2,326	2,066
Share of Bengal	*445*	*2*	..	*11*	*3*	*11,932*	*300*	..	*1,830*	*1,794*
„ *Bombay*	*23*	*7*	*13*	*23*	*42*	*6,788*	*4,114*	*5,433*	*7,230*	*12,566*
„ *Sind*	..	*5*	*1*	*1*	..	*290*	*945*	*284*	*296*	*226*
TOTAL	468	14	19	40	50	19,030	4,762	5,717	9,346	14,586
Hoops and strips (III. K)—	Tons	Tons	Tons	Tons	Tons					
TOTAL BRITISH EMPIRE	..	..	15	..	1	..	90	260	..	200
TOTAL FOREIGN COUNTRIES	27	1	..	..	..	2,700	260	80	..	80
Share of Bengal	..	*1*	..	..	*1*	..	*270*	..	..	*200*
„ *Bombay*	*27*	..	*1*	..	..	*2,700*	..	*340*	..	*80*
TOTAL	27	1	1	..	1	2,700	270	340	..	280
Nails, screws, rivets and washers (III. K)—	Tons	Tons	Tons	Tons	Tons					
Aden and Dependencies	14	18	15	49	46	6,696	9,188	7,950	14,160	17,532
Zanzibar and Pemba	11	6	5	15	16	4,465	1,585	1,020	3,889	5,757
Other British Possessions	11	6	24	27	28	3,933	1,982	6,582	7,535	9,602
TOTAL BRITISH EMPIRE	36	30	44	91	90	15,094	12,705	15,552	25,584	32,891

(a) Separately recorded from 1933-34.

No. 11—*continued*

ARTICLES, AND COUNTRIES OF FINAL DESTINATION; ALSO SHARE OF EACH PROVINCE	QUANTITY					VALUE				
	1932-33	1933-34	1934-35	1935-36	1936-37	1932-33	1933-34	1934-35	1935-36	1936-37
Metals and Ores—*continued*.						R	R	R	R	R
Iron or Steel—*continued*										
Nails, screws, rivets and washers (III. K)—*continued*	Tons	Tons	Tons	Tons	Tons					
Maskat Territory and Trucial Oman	22	23	17	18	23	6,850	7,011	7,105	7,003	8,780
Other Foreign Countries	16	13	16	12	5	4,399	4,103	4,572	4,372	2,406
TOTAL FOREIGN COUNTRIES	38	36	33	30	28	11,249	11,114	11,677	11,380	11,186
Shares of Bombay	*72*	*66*	*77*	*120*	*117*	*25,591*	*23,668*	*27,137*	*35,662*	*43,668*
,, *Sind*	*2*	..	..	*1*	*1*	*752*	*129*	*92*	*302*	*409*
,, *Madras*	..	..	..	..	..	..	*22*	..	..	..
TOTAL	74	66	77	121	118	26,343	23,819	27,229	35,964	44,077
Old, for re-manufacture (III. F)—	Tons	Tons	Tons	Tons	Tons					
United Kingdom (*including* Channel Islands)	..	..	466	..	22	..	.	6,980	..	2,753
Straits Settlements	..	..	..	..	156	..	..	..	..	13,070
Union of South Africa	..	..	..	..	8,280	..	..	..	..	2,37,600
Other British Possessions	92	2	..	..	1	1,130	60	..	..	225
TOTAL BRITISH EMPIRE	92	2	466	..	8,459	1,130	60	6,980	..	2,53,648
Italy (*including* Fiume)	798	354	3,698	979	..	19,253	1,770	75,815	26,263	..
Japan	88,020	91,152	53,281	56,655	97,381	20,44,427	22,61,719	13,66,008	13,18,058	26,52,220
Egypt	..	..	242	..	..	..	..	5,455	..	..
Other Foreign Countries	46	..	10	..	17	218	..	304	..	2,100
TOTAL FOREIGN COUNTRIES	88,864	91,506	57,226	57,634	97,398	20,63,898	22,63,489	14,47,582	13,44,321	26,54,320
Share of Bengal	*81,873*	*63,333*	*46,805*	*44,331*	*63,445*	*19,37,885*	*17,59,710*	*12,09,183*	*9,91,599*	*17,19,647*
,, *Bombay*	..	*161*	*775*	*1,058*	*9,457*	..	*4,080*	*15,463*	*25,532*	*2,70,850*
,, *Madras*	*6,164*	*18,888*	*8,501*	*11,057*	*27,720*	*1,16,066*	*4,23,006*	*1,89,640*	*3,00,021*	*9,11,956*
,, *Burma*	*919*	*4,126*	*1,611*	*1,188*	*235*	*11,077*	*76,753*	*40,276*	*27,169*	*5,515*
TOTAL	88,956	91,508	57,692	57,634	105,857	20,65,028	22,63,549	14,54,562	13,44,321	29,07,968
Pipes and fittings, cast (III. K)—	Tons	Tons	Tons	Tons	Tons					
Straits Settlements	318	340	1,091	692	1,474	28,482	41,625	1,38,967	1,05,655	1,65,170
Other British Possessions	29	5	12	26	58	5,025	824	2,513	5,525	10,332
TOTAL BRITISH EMPIRE	347	345	1,103	718	1,532	33,507	42,449	1,41,480	1,11,180	1,75,502
TOTAL FOREIGN COUNTRIES	..	18	7	1	4	..	2,650	2,560	867	1,310
Share of Bengal	*342*	*363*	*1,101*	*706*	*1,519*	*32,662*	*44,929*	*1,40,296*	*1,08,416*	*1,72,262*
,, *Bombay*	*5*	..	*9*	*13*	*17*	*790*	*170*	*,744*	*3,629*	*4,550*
,, *Burma*	..	..	..	..	..	*55*	..	..	..	..
TOTAL	347	363	1,110	719	1,536	33,507	45,099	1,44,040	1,12,047	1,76,812

No. 11—*continued*

ARTICLES, AND COUNTRIES OF FINAL DESTINATION; ALSO SHARE OF EACH PROVINCE	QUANTITY					VALUE				
	1932-33	1933-34	1934-35	1935-36	1936-37	1932-33	1933-34	1934-35	1935-36	1936-37
						R	R	R	R	R
Metals and Ores—*contd.*										
Iron or Steel—continued										
Sheets and plates (*including* galvanised and tinned plates) (III. K)—	Tons	Tons	Tons	Tons	Tons					
TOTAL BRITISH EMPIRE	15	..	19	13	39	3,193	219	3,767	4,434	6,978
Iraq	..	..	..	34	..	..	..	..	5,000	..
Iran	..	14	2	56	7	..	2,185	346	16,000	1,260
Other Foreign Countries	10	..	..	..	38	2,000	..	70	..	754
TOTAL FOREIGN COUNTRIES	10	14	2	90	45	2,000	2,185	416	21,000	2,014
Share of Bengal	*10*	..	*16*	..	*38*	*2,038*	..	*3,047*	*36*	*754*
„ *Bombay*	*15*	*14*	*5*	*103*	*46*	*3,157*	*2,329*	*1,136*	*25,400*	*8,235*
„ *Madras*	..	..	..	..	..	..	*75*	..	..	..
TOTAL	25	14	21	103	84	5,193	2,404	4,183	25,434	8,989
Tubes, pipes and fittings, wrought (III. K)—	Tons	Tons	Tons	Tons	Tons					
Straits Settlements	47	..	..	..	..	7,188	..	..	..	..
Other British Possessions	2	..	..	33	4	417	75	406	1,947	2,070
TOTAL BRITISH EMPIRE	49	..	..	33	4	7,605	75	406	1,947	2,070
TOTAL FOREIGN COUNTRIES	..	..	..	..	..	..	..	..	360	1,038
Share of Bengal	*49*	..	..	*31*	..	*7,605*	..	*166*	*1,207*	..
„ *Bombay*	..	..	..	2	*4*	..	*75*	*240*	*1,100*	*3,108*
TOTAL	49	..	..	33	4	7,605	75	406	2,307	3,108
Other manufactures of iron or steel (III. K)—	Tons	Tons	Tons	Tons	Tons					
United Kingdom (*including* Channel Islands)	81	2	10	..	36	5,309	640	477	..	1,799
Other British Possessions	8	14	8	42	55	1,825	5,109	2,082	7,702	11,593
TOTAL BRITISH EMPIRE	89	16	18	42	91	7,134	5,749	2,559	7,702	13,392
Netherlands	..	60	..	..	..	..	22,000	..	..	..
Japan	5,516	331	..	188	418	2,71,799	17,672	..	4,891	16,563
Other Foreign Countries	7	3	2	22	22	1,782	782	900	6,418	6,021
TOTAL FOREIGN COUNTRIES	5,523	394	2	210	440	2,73,581	40,454	900	11,309	22,584
Share of Bengal	*5,597*	*339*	*10*	*18*	*454*	*2,77,108*	*20,921*	*479*	*2,397*	*18,862*
„ *Bombay*	*15*	*71*	*10*	*81*	*77*	*3,607*	*25,938*	*2,855*	*11,483*	*17,014*
„ *Madras*	..	..	..	*186*	..	..	..	..	*4,931*	..
„ *Burma*	..	..	..	..	..	..	..	*97*	*200*	..
TOTAL	5,612	410	20	252	531	2,80,715	46,133	3,459	19,011	35,976
*Total of Iron or Steel (excluding ore)**—	Tons	Tons	Tons	Tons	Tons					
United Kingdom (*including* Channel Islands)	92,220	2	480	19	59	35,59,604	660	8,832	484	4,752
Aden and Dependencies	50	27	22	73	92	18,305	12,362	10,509	19,427	29,848
Ceylon (*excluding* Maldives)	101	2	5	46	23	7,765	570	11,242	6,562	2,555
Straits Settlements	603	344	1,091	692	1,030	44,925	12,680	1,88,967	1,05,090	1,78,240
Hongkong	3,097	2	3	3	9	1,27,549	104	380	550	1,400

* Figures for 1932-33 relate to all descriptions of iron and steel.

No. 11—*continued*

ARTICLES, AND COUNTRIES OF FINAL DESTINATION; ALSO SHARE OF EACH PROVINCE	QUANTITY					VALUE				
	1932-33	1933-34	1934-35	1935-36	1936-37	1932-33	1933-34	1934-35	1935-36	1936-37
Metals and Ores—*continued*						R	R	R	R	R
Iron or Steel—*concluded*										
Total of Iron or Steel (excluding ore)*—contd.	Tons	Tons	Tons	Tons	Tons					
Union of South Africa	101	..	..	..	8,280	8,150	..	..	..	2,37,600
Zanzibar and Pemba	14	7	8	26	23	5,620	2,740	1,813	6,224	7,247
Kenya Colony	11	4	19	32	58	2,843	1,745	4,695	10,194	13,132
Tanganyika Territory	8	3	10	12	20	2,468	1,530	3,037	3,047	6,017
Seychelles	5	..	1	8	30	1,071	160	195	1,479	5,736
Other British Possessions	5	7	23	19	37	1,545	1,137	4,731	3,910	10,671
TOTAL BRITISH EMPIRE	90,815	308	1,662	930	10,261	37,70,445	63,697	1,74,441	1,57,807	4,97,198
Sweden	3,735	..	..	..	..	1,25,613	..	..	..	..
Germany	8,029	..	..	..	..	2,81,397	..	..	12	..
Netherlands	1,581	60	..	..	..	49,735	22,000	..	..	..
Belgium	1,832	..	..	..	17	57,731	..	..	..	2,090
Italy (*including* Fiume)	1,688	354	3,698	979	..	52,025	1,770	75,815	26,263	..
Muskat Territory and Trucial Oman	32	29	19	26	20	9,652	8,481	7,844	9,399	10,541
Iraq	13	20	18	36	2	2,150	3,020	2,979	5,860	1,015
Iran	12	18	8	75	26	2,398	3,832	2,505	22,313	7,495
Java	300	..	..	..	..	12,231	..	..	..	..
Japan	172,007	91,488	53,281	56,843	97,887	51,01,894	22,79,891	13,06,008	13,22,949	26,09,537
China (*exclusive* of Hongkong and Macao)	13,499	..	..	..	..	4,59,080	..	..	200	..
Egypt	507	..	242	..	..	17,609	..	5,455	..	..
United States of America—										
Via Atlantic Coast	31,481	..	..	..	..	10,48,210	..	..	0	..
„ Pacific „	1,076	..	..	..	..	37,075	..	..	..	..
Argentine Republic (*including* the Atlantic Coast of Patagonia)	3,658	..	..	..	..	1,22,384	..	..	..	..
Chile (*including* the Pacific Coast of Patagonia)	318	..	..	..	..	10,946	..	..	..	..
Other Foreign Countries	308	14	17	13	9	20,821	3,940	4,823	4,561	3,920
TOTAL FOREIGN COUNTRIES	240,251	91,978	57,278	57,972	97,920	74,11,560	23,32,434	14,05,489	13,91,563	26,94,598
Share of Bengal	*329,775*	*69,038*	*47,932*	*45,092*	*70,465*	*1,10,02,111*	*18,26,430*	*13,53,163*	*11,05,475*	*19,13,019*
„ *Bombay*	*206*	*319*	*895*	*1,375*	*9,760*	*51,654*	*60,368*	*56,378*	*1,11,036*	*3,60,671*
„ *Sind*	*2*	*5*	*1*	*2*	*1*	*1,042*	*477*	*376*	*598*	*635*
„ *Madras*	*6,164*	*18,888*	*8,501*	*11,245*	*27,720*	*1,16,066*	*4,23,108*	*1,89,640*	*3,04,952*	*9,11,956*
„ *Burma*	*919*	*4,126*	*1,611*	*1,188*	*235*	*11,132*	*76,763*	*40,373*	*27,369*	*5,515*
TOTAL	337,066	92,376	58,940	58,902	108,181	1,11,82,005	23,86,131	16,39,930	15,49,430	31,91,796
Lead—										
Pig (III. I.)—	Cwts.	Cwts.	Cwts.	Cwts.	Cwts.					
United Kingdom (*including* Channel Islands)	903,790	1,099,067	786,417	827,000	1,043,707	1,17,00,000	1,27,66,205	88,04,317	1,11,51,980	1,07,15,285
Ceylon (*excluding* Maldives)	33,481	31,499	29,849	25,027	29,098	3,98,452	3,57,859	3,21,020	3,34,431	4,74,915
Straits Settlements	2,800	900	2,080	3,829	7,242	33,712	10,184	31,856	53,116	1,31,961

* Figures for 1932-33 relate to all descriptions of iron and steel.

No. 11—*continued*

ARTICLES, AND COUNTRIES OF FINAL DESTINATION; ALSO SHARE OF EACH PROVINCE	QUANTITY					VALUE				
	1932-33	1933-34	1934-35	1935-36	1936-37	1932-33	1933-34	1934-35	1935-36	1936-37
						R	R	R	R	R
Metals and Ores—*continued*										
Lead—*continued*										
Pig (III. L)—*continued*	Cwts.	Cwts.	Cwts.	Cwts.	Cwts.					
Hongkong	18,198	12,997	2,000	..	371	2,28,587	1,43,316	21,024	..	5,263
Union of South Africa	..	..	13,498	14,599	5,435	..	..	1,44,647	1,98,424	77,230
Other British Possessions	..	60	243	320	305	..	672	2,549	4,352	4,703
TOTAL BRITISH EMPIRE	1,018,264	1,135,523	834,087	8,70,775	1,086,218	1,24,20,811	1,32,78,236	93,26,118	1,17,42,253	1,74,09,347
Germany	..	..	4,000	22,703	211	..	..	43,801	3,30,122	2,637
Belgium	..	..	..	15,069	4,000	..	..	..	2,06,787	90,004
Italy (*including* Fiume)	12,000	..	..	..	..	1,50,003	..	..	..	..
Java	260	917	1,072	1,680	707	3,074	10,200	11,662	25,599	13,516
Japan	179,478	150,587	375,086	392,503	312,515	20,91,411	17,09,063	40,59,222	54,49,522	58,77,912
China (*exclusive* of Hongkong and Macao)	7,400	8,098	4,399	..	..	92,454	95,548	50,396	..	..
Egypt	..	..	2,400	..	..	..	..	24,120	..	..
Portuguese East Africa	..	6,932	6,999	6,002	6,003	..	78,932	76,892	82,826	1,03,881
Other Foreign Countries	98	203	255	51	..	1,149	2,351	2,622	694	..
TOTAL FOREIGN COUNTRIES	199,236	166,737	394,211	438,008	323,436	23,38,082	18,96,124	42,68,915	60,95,550	60,84,950
Share of Bengal	..	..	..	*27*	..	..	..	..	*517*	..
" *Bombay*	*3*	*3*	*3*	*713*	*211*	*160*	*51*	*36*	*10,770*	*2,637*
" *Burma*	*1,217,492*	*1,302,257*	*1,229,195*	*1,308,043*	*1,409,443*	*1,47,58,733*	*1,51,74,309*	*1,35,94,997*	*1,78,26,516*	*2,34,91,660*
TOTAL	1,217,500	1,302,260	1,229,198	1,308,783	1,409,654	1,47,58,893	1,51,74,360	1,35,95,033	1,78,37,803	2,34,94,297
Other sorts (III. L)—	Cwts.	Cwts.	Cwts.	Cwts.	Cwts.					
United Kingdom (*including* Channel Islands)	15,102	22,186	7,388	24,651	24,007	1,30,074	2,12,008	94,601	3,46,217	4,10,524
Ceylon (*excluding* Maldives)	14,685	12,355	13,823	5,817	2,344	2,97,868	2,07,168	2,02,856	91,491	43,521
Straits Settlements	305	356	317	221	210	5,750	5,657	4,861	3,521	4,508
Union of South Africa	..	1,220	..	..	..	..	13,590	..	..	..
Other British Possessions	52	34	74	64	2	961	484	1,500	1,121	100
TOTAL BRITISH EMPIRE	30,144	36,151	21,002	30,753	26,563	4,43,653	4,39,207	3,03,818	4,42,350	4,58,653
Germany	..	1,000	..	16,999	34,095	..	5,000	..	45,599	58,237
Belgium	..	2,531	2,503	1,810	5,800	..	9,903	12,628	9,860	25,725
Italy (*including* Fiume)	..	..	..	2,500	..	..	..	..	10,000	..
Java	2,314	1,347	1,151	1,031	40	46,390	24,121	16,958	15,819	872
Japan	..	300	1,520	..	..	..	2,914	16,896	..	..
Other Foreign Countries	28	3	15	..	18	512	60	255	..	265
TOTAL FOREIGN COUNTRIES	2,342	5,181	5,189	22,340	39,953	46,902	41,998	46,747	81,278	85,099
Share of Bengal	*17,356*	*14,492*	*12,462*	*9,567*	*6,148*	*3,60,967*	*2,78,935*	*1,94,568*	*1,05,360*	*53,437*
Bombay	*23*	*4*	*236*	*311*	*22*	*510*	*85*	*1,582*	*3,890*	*515*
Madras	..	..	*6*	..	*40*	..	..	*120*	..	*1,000*
Burma	*15,102*	*26,836*	*14,087*	*43,215*	*60,306*	*1,39,078*	*2,52,186*	*1,53,796*	*4,14,378*	*5,08,800*
TOTAL	32,486	41,332	26,791	53,093	66,516	4,90,555	4,81,205	3,50,065	5,23,628	5,43,752
	Cwts.	Cwts.	Cwts.	Cwts.	Cwts.					
Total of Lead	1,249,986	1,343,592	1,255,989	1,361,876	1,476,170	1,52,49,448	1,56,55,565	1,39,45,098	1,83,61,481	2,40,88,049
Manganese Ore (II. F)—	Tons	Tons	Tons	Tons	Tons					
United Kingdom (*including* Channel Islands)	55,377	116,902	158,923	197,083	215,677	14,16,345	25,39,754	32,81,906	38,04,457	43,95,378
Canada—										
Pacific Coast	1,000	400	..	..	..	25,000	7,200	..	..	..
TOTAL BRITISH EMPIRE	56,377	117,302	158,923	197,083	215,677	14,41,345	25,46,954	32,81,906	38,04,457	43,95,378

No. 11—*continued*

ARTICLES, AND COUNTRIES OF FINAL DESTINATION; ALSO SHARE OF EACH PROVINCE	QUANTITY					VALUE				
	1932-33	1933-34	1934-35	1935-36	1936-37	1932-33	1933-34	1934-35	1935-36	1936-37
Metals and Ores—*continued*						R	R	R	R	R
Manganese Ore (II, F)—*continued*	Tons	Tons	Tons	Tons	Tons					
Finland	..	..	..	..	1,000	..	..	..	..	18,000
Norway	..	1,000	2,500	5,100	1,775	..	22,495	30,000	1,00,000	35,500
Sweden	..	..	3,650	..	..	..	..	75,475	..	..
Poland (*including* Danzig)	..	..	..	..	7,200	..	..	..	..	1,51,200
Germany	1,311	2,920	1,330	10,858	14,566	25,224	60,295	31,336	3,62,754	4,43,452
Netherlands	2,000	3,060	..	14,820	10,662	50,000	54, 90	..	2,67,965	3,58,007
Belgium	32,452	18,854	37,488	72,219	97,800	9,49,6[illegible]3	3,12,006	6,50,460	12,65,481	20,25,798
France	74,591	60,954	112,919	118,787	80,040	10,83,488	10,60,251	17,75,071	20,68,628	17,18,660
Spain	..	..	..	1,100	..	..	..	..	11,687	..
Italy (*including* Fiume)	400	..	42	15,775	1,500	9,750	..	1,470	2,84,250	26,375
Yugoslavia (Kingdom of the Serbs, Croats and Slovenes)	..	..	..	154	..	..	..	..	6,284	..
Iran	..	..	..	..	1,000	..	..	..	..	29,437
Japan	80,599	62,000	93,524	174,439	128,139	6,65,023	10,76,527	13,94,756	28,95,935	20,17,584
China (*exclusive* of Hong-kong and Macao)	..	..	..	5,400	15,245	..	..	..	91,800	2,78,152
Egypt	..	..	..	1,500	..	..	..	..	22,500	..
United States of America—*Vid* Atlantic Coast	..	11	44,583	105,812	86,550	..	685	8,06,020	19,98,870	16,47,820
TOTAL FOREIGN COUNTRIES	141,353	148,799	301,036	531,064	461,077	33,83,180	25,86,950	47,66,088	93,76,054	87,50,975
Share of Bengal	*137,324*	*138,743*	*203,493*	*237,790*	*244,613*	*27,28,758*	*24,79,702*	*35,68,476*	*41,37,416*	*43,39,447*
" Bombay	*46,056*	*61,418*	*55,448*	*62,901*	*107,181*	*8,78,267*	*15,88,432*	*14,90,103*	*13,68,098*	*23,84,027*
" Madras	*14,450*	*70,940*	*196,018*	*428,356*	*384,960*	*2,17,450*	*10,65,770*	*29,89,415*	*77,34,997*	*64,32,879*
TOTAL	197,730	266,101	459,959	729,047	676,754	48,24,475	51,33,904	80,47,994	1,32,40,511	1,31,46,353
Ferruginous Manganese Ore (II. F)—	Tons	Tons	Tons	Tons	Tons					
Belgium	..	..	2,000	..	..	..	..	80,000	..	..
France	..	..	..	..	66	..	..	..	..	4,356
TOTAL FOREIGN COUNTRIES	..	..	2,000	..	66	..	..	80,000	..	4,356
Share of Bombay	..	..	*2,000*	..	*66*	..	..	*80,000*	..	*4,356*
Tin—										
Ore (II, F)—	Tons	Tons	Tons	Tons	Tons					
United Kingdom (*including* Channel Islands)	45	55	52	60	..	54,893	1,13,456	1,05,898	1,21,659	..
Ceylon (*excluding* Maldives)	..	150	..	..	..	..	1,78,249	..	..	..
Straits Settlements	2,483	3,001	3,531	4,126	3,016	28,02,701	55,27,440	69,73,519	80,11,611	52,16,456
TOTAL BRITISH EMPIRE	2,528	3,206	3,583	4,186	3,016	28,57,594	58,19,145	70,79,417	81,33,270	52,16,456
Germany	..	7	..	..	..	..	12,992	..	..	..
Share of Burma	*2,528*	*3,213*	*3,583*	*4,186*	*3,016*	*28,57,594*	*58,32,137*	*70,79,417*	*81,33,270*	*52,16,456*
Unwroughts (blocks, ingots, bars and slabs) (III. L)—	Cwts.	Cwts.	Cwts.	Cwts.	Cwts.					
United Kingdom (*including* Channel Islands)	89,554	1,583	2,833	2,215	2,579	2,78,143	42,497	1,27,488	1,00,765	96,845
Federated Malay States	..	643	..	..	..	..	20,790	..	..	..
Other British Possessions	..	..	1	2	7	..	..	145	70	641
TOTAL BRITISH EMPIRE	89,554	2,226	2,834	2,217	2,586	2,78,143	63,287	1,27,633	1,00,835	97,486
Belgium	5,460	..	..	..	..	6,820	..	..	..	..
Japan	..	16,352	26,410	72,939	58,874	..	13,100	32,379	1,10,161	1,18,515
Other Foreign Countries	5,632	..	..	1	..	3,845	..	..	72	..
TOTAL FOREIGN COUNTRIES	11,092	16,352	26,410	72,940	58,874	10,665	13,100	32,379	1,10,233	1,18,515

No. 11—*continued*

ARTICLES, AND COUNTRIES OF FINAL DESTINATION; ALSO SHARE OF EACH PROVINCE	QUANTITY.					VALUE				
	1932-33	1933-34	1934-35	1935-36	1936-37	1932-33	1933-34	1934-35	1935-36	1936-37
						R	R	R	R	R
Metals and Ores—*continued*										
Tin—*continued*										
Unwrought (blocks, ingots, bars and slabs) (III. L)—continued	Cwts.	Cwts.	Cwts.	Cwts.	Cwts.					
Share of Bengal	*100,646*	*18,548*	*29,056*	*74,949*	*59,163*	*2,83,805*	*76,350*	*1,59,218*	*2,10,856*	*2,05,645*
„ *Bombay*	..	..	..	*3*	*7*	..	..	..	*142*	*641*
„ *Madras*	..	..	..	*205*	*2,290*	..	..	..	*670*	*4,715*
„ *Burma*	..	*30*	*188*	..	..	..	*37*	*794*	..	..
TOTAL	100,646	18,578	29,244	75,157	61,460	2,83,805	76,387	1,60,012	2,11,068	2,11,001
Wrought (including *Plates, or sheets*, not being *tinned iron*) (*III. L*)—	Cwts.	Cwts.	Cwts.	Cwts.	Cwts.					
TOTAL BRITISH EMPIRE	..	121	..	1	340	..	131	..	40	4,400
TOTAL FOREIGN COUNTRIES	2,480	1,194	120	..	..	1,271	2,389	180	..	..
Share of Bengal	*2,480*	*1,195*	..	..	*340*	*1,271*	*2,405*	..	..	*4,400*
„ *Bombay*	..	..	..	*1*	..	..	..	..	*40*	..
„ *Madras*	..	..	..	..	..	..	*15*	..	..	..
„ *Burma*	..	*120*	*120*	..	..	..	*100*	*180*	..	..
TOTAL	2,480	1,315	120	1	340	1,271	2,520	180	40	4,400
Total of Tin (excluding *Ore*)	Cwts. *103,126*	Cwts. *19,893*	Cwts. *29,364*	Cwts. *75,158*	Cwts. *61,800*	*2,90,078*	*78,907*	*1,60,192*	*2,11,108*	*2,15,401*
Wolfram Ore* (II. F)—	Tons	Tons	Tons	Tons	Tons					
United Kingdom (*including* Channel Islands)	3,110	3,777	4,997	6,878	6,985	50,23,986	60,91,732	97,49,856	1,27,38,918	73,78,846
Straits Settlements	..	..	..	8	1,141	..	..	..	8,660	22,86,351
TOTAL BRITISH EMPIRE	3,110	3,777	4,997	6,886	8,126	50,23,986	60,91,732	97,49,856	1,27,47,578	96,65,197
Sweden	..	25	..	110	70	..	25,300	..	1,51,170	94,310
Germany	151	238	261	186	337	69,828	1,70,044	4,04,015	2,53,650	4,50,610
Belgium	25	202	286	542	380	11,385	1,52,053	4,26,530	7,65,140	5,23,710
France	..	..	100	101	101	..	..	1,56,860	1,39,150	1,29,030
Italy (*excluding* Fiume)	80	..	..	..	25	38,428	..	..	..	35,420
TOTAL FOREIGN COUNTRIES	256	465	647	939	913	1,19,641	3,47,397	9,87,405	13,09,110	12,33,080
Share of Bombay	..	..	*5*	..	..	..	..	*2,645*	..	..
„ *Burma*	*3,366*	*4,242*	*5,639*	*7,825*	*9,039*	*51,43,627*	*64,40,029*	*1,07,34,616*	*1,40,56,688*	*1,08,98,277*
TOTAL	3,366	4,242	5,644	7,825	9,039	51,43,627	64,40,029	1,07,37,261	1,40,56,688	1,08,98,277
Zinc or spelter, all sorts (III. L)—	Cwts.	Cwts.	Cwts.	Cwts.	Cwts.					
United Kingdom (*including* Channel Islands)	4,000	110,000	..	..	1	10,000	2,75,000	..	12	10
Other British Possessions	..	..	36	6	2	..	..	425	190	56
TOTAL BRITISH EMPIRE	4,000	110,000	36	6	3	10,000	2,75,000	425	202	66
Germany	25,000	33,000	99,000	66,000	66,000	62,500	66,000	1,53,450	1,55,100	1,33,650
Belgium	935,000	1,229,000	1,373,000	1,398,000	1,205,500	23,37,500	29,68,750	24,21,400	28,28,924	28,14,700
Japan	..	34,194	33,200	239,224	437,118	..	75,773	50,495	5,55,450	9,78,986
TOTAL FOREIGN COUNTRIES	960,000	1,296,194	1,505,200	1,703,224	1,708,618	24,00,000	31,10,523	26,25,345	35,39,474	39,27,336
Share of Bengal	..	..	*5,707*	*1,568*	17,525	..	..	*7,661*	*1,640*	*40,221*
„ *Bombay*	..	..	*36*	*6*	..	..	..	*425*	*190*	..
„ *Madras*	..	..	..	..	*1*	..	..	..	..	*16*
„ *Burma*	*964,000*	*1,406,194*	*1,499,493*	*1,701,656*	*1,691,095*	*24,10,000*	*33,85,523*	*26,17,684*	*35,37,846*	*38,87,166*
TOTAL	964,000	1,406,194	1,505,236	1,703,230	1,708,621	24,10,000	33,85,523	26,25,770	35,39,676	39,27,402
Metals, unenumerated (III. L)—	Cwts.	Cwts.	Cwts.	Cwts.	Cwts.					
United Kingdom (*including* Channel Islands)	1,498	4,816	3,693	2,266	9,007	95,629	1,80,976	1,05,435	81,412	2,05,419
Ceylon (*excluding* Maldives)	60	27	152	84	53	6,243	2,973	10,029	3,420	4,428
Straits Settlements	87	47	11	80	228	3,179	5,738	842	6,130	23,521
Kenya Colony	25	51	40	82	17	2,510	7,075	5,595	4,795	1,881

* Includes figures for mixed tin and wolfram concentrates.

No. 11—*continued*

ARTICLES, AND COUNTRIES OF FINAL DESTINATION; ALSO SHARE OF EACH PROVINCE	QUANTITY					VALUE				
	1932-33	1933-34	1934-35	1935-36	1936-37	1932-33	1933-34	1934-35	1935 36	1936-37
Metals and Ores—*continued* **Metals, unenumerated (III. L)**—*continued*	Cwts.	Cwts.	Cwts.	Cwts.	Cwts.	R	R	R	R	R
Fiji Islands	55	30	45	98	54	5,380	4,548	4,056	2,146	5,412
Other British Possessions	84	257	141	52	35	8,845	11,504	10,305	6,038	4,625
TOTAL BRITISH EMPIRE	1,818	5,234	4,082	2,612	10,054	1,21,786	2,12,809	1,36,822	1,04,541	3,35,286
Germany	69,120	69,182	86,702	95,488	88,808	8,14,482	9,03,380	12,80,517	13,63,647	14,74,708
Netherlands	600	..	..	..	240	7,050	..	..	..	10,000
Belgium	2,000	720	500	455	2,406	23,500	25,350	20,000	17,260	37,279
Italy (*including* Fiume)	400	1,250	..	..	19	24,000	63,200	..	..	800
Siam	3	17	1	3	80	378	1,802	25	230	9,285
Japan	400	240	4,380	9,839	7,831	34,005	9,550	1,56,783	2,34,586	90,145
Other Foreign Countries	87	72	101	40	24	9,791	7,889	11,240	3,249	3,428
TOTAL FOREIGN COUNTRIES	72,610	71,481	91,690	105,826	99,408	9,14,106	10,11,171	14,68,565	16,18,972	16,31,590
Share of Bengal	*2,162*	*4,684*	*5,687*	*6,553*	*10,306*	*1,31,571*	*1,94,537*	*1,86,507*	*2,46,925*	*3,01,943*
,, *Bombay*	*154*	*3,318*	*3,930*	*956*	*2,774*	*18,698*	*1,31,326*	*1,55,103*	*48,573*	*66,446*
,, *Madras*	*108*	*66*	*315*	*1,595*	*2,439*	*19,737*	*5,077*	*15,288*	*42,209*	*74,163*
,, *Burma*	*72,004*	*68,658*	*85,840*	*99,334*	*93,043*	*8,65,886*	*9,03,143*	*12,47,989*	*13,85,806*	*16,24,324*
TOTAL	74,428	76,715	95,772	108,438	109,462	10,35,802	12,23,080	16,04,887	17,23,513	19,66,876
Ores, unenumerated (II. F)—	Tons	Tons	Tons	Tons	Tons					
United Kingdom (*including* Channel Islands)	1,886	1,887	4,387	4,594	6,319	74,844	57,131	1,63,397	1,31,659	1,47,864
Canada—*Vid* Atlantic Coast	..	..	..	..	5	..	..	..	..	159
Commonwealth of Australia	350	20	61	425	213	6,562	1,160	2,200	16,377	8,893
TOTAL BRITISH EMPIRE	2,236	1,907	4,448	5,019	6,537	81,406	58,291	1,65,597	1,48,036	1,56,916
Germany	161	178	320	..	129	19,342	17,375	10,784	..	5,176
Netherlands	642	3,490	5,907	6,618	10,367	17,580	1,18,910	1,50,496	1,45,410	2,50,215
Belgium	60	1,050	1,529	1,788	2,676	3,130	60,290	37,040	45,937	72,205
France	317	190	332	1,038	1,047	13,640	5,684	13,338	40,842	40,411
Italy (*including* Fiume)	..	25	90	..	224	..	2,550	3,394	..	19,377
Iran	..	..	..	1,000	500	..	..	..	18,748	19,400
Japan	803	1,025	3,481	4,410	8,196	15,039	16,808	50,403	63,299	1,25,490
United States of America—										
Vid Atlantic Coast	532	953	2,310	4,342	4,329	13,152	30,075	75,481	1,05,896	1,10,156
,, Pacific ,,	..	15	138	211	206	..	700	2,035	4,265	4,155
Other Foreign Countries	..	..	20	60	100	30	..	750	1,010	3,449
TOTAL FOREIGN COUNTRIES	2,515	7,826	13,021	19,462	27,774	81,913	2,67,992	3,44,680	4,26,007	6,50,534
Share of Bengal	*3,741*	*3,837*	*17,050*	*22,850*	*31,908*	*90,570*	*2,20,003*	*4,00,295*	*5,03,724*	*7,19,568*
,, *Bombay*	*995*	*766*	*1,296*	*1,585*	*1,897*	*45,749*	*55,175*	*52,758*	*34,916*	*60,138*
,, *Sind*	..	..	*1*	..	..	..	..	*60*	..	..
,, *Madras*	*15*	*130*	*32*	*5*	..	*27,000*	*1,100*	*57,114*	*33,463*	*80*
,, *Burma*	..	..	..	*11*	*576*	..	*5*	..	*1,940*	*27,664*
TOTAL	4,751	9,733	18,369	24,481	34,311	1,63,319	3,26,283	5,10,227	5,74,043	8,07,450
Total of Metals—	Tons	Tons	Tons	Tons	Tons					
United Kingdom (*including* Channel Islands)	146,132	195,070	138,992	108,640	236,657	1,59,07,346	1,74,01,890	1,13,13,115	1,32,32,419	2,16,43,988
Gibraltar	4	2	1	..	..	11,150	7,885	3,617	200	10
Aden and Dependencies	52	33	42	81	107	18,060	19,216	21,542	25,370	30,533

No. 11—*continued*

ARTICLES, AND COUNTRIES OF FINAL DESTINATION; ALSO SHARE OF EACH PROVINCE	QUANTITY					VALUE				
	1932-33	1933-34	1934-35	1935-36	1936-37	1932-33	1933-34	1934-35	1935-36	1936-37
						R	R	R	R	R
Metals and Ores—*continued*	Tons	Tons	Tons	Tons	Tons					
Total of Metals—continued										
Bahrein Islands	2	2	2	3	20	1,550	910	2,508	1,094	11,701
Ceylon (*excluding* Maldives)	2,719	2,653	2,866	2,060	2,120	9,52,063	8,08,342	9,14,548	6,98,488	7,20,807
Maldives	2	3	16	20	7	1,170	707	3,512	5,106	2,240
Straits Settlements	776	819	2,377	1,990	5,116	1,07,432	1,06,972	2,64,882	2,33,072	4,57,621
Federated Malay States	15	239	217	483	1,265	17,142	45,523	40,690	49,564	70,568
Hongkong	4,607	3,169	3,194	2,078	2,611	3,56,890	2,14,508	77,079	54,064	73,032
Gold Coast (*including* British Mandated Territory of Togoland)	..	1	2	2	1	425	2,750	4,533	5,055	1,938
Union of South Africa	104	368	737	913	8,610	8,880	29,268	1,62,751	2,21,507	3,30,235
Zanzibar and Pemba	17	9	11	30	30	11,700	8,490	7,228	14,004	16,799
Kenya Colony	18	12	26	47	81	14,182	18,536	20,875	33,632	35,050
Tanganyika Territory	10	9	14	16	35	5,838	6,035	10,512	10,630	20,333
Mauritius and Dependencies	3	30	11	3	10	6,885	13,765	14,326	4,115	9,916
Seychelles	5	..	2	3	36	2,016	720	685	2,049	7,591
Canada—										
Via Atlantic Coast	1	..	1	2	2	3,094	448	2,274	5,823	4,443
„ Pacific „	..	1	1	1	1	1,130	1,838	1,457	1,011	4,206
British West India Islands (*excluding* Bahamas)	7	4	3	3	6	13,005	9,948	6,040	5,859	8,962
British Guiana	6	1	3	2	2	5,439	1,405	3,114	2,220	2,950
New Zealand	1	1	159	215	5	2,585	1,821	6,745	13,777	14,108
Fiji Islands	5	5	7	8	6	8,799	8,827	10,791	6,810	10,399
Other British Possessions	2	3	55	3	8	5,814	6,898	6,769	6,685	8,900
TOTAL BRITISH EMPIRE	154,488	208,034	147,788	116,008	256,738	1,74,62,535	1,67,15,702	1,28,99,587	1,46,33,049	2,35,04,329
U. S. S. R.—										
Pacific Ports (in Asia)	..	..	..	..	2,459	..	..	..	..	56,792
Sweden	3,735	653	6,015	3,039	5,498	1,25,053	16,282	1,44,620	74,809	1,33,875
Norway	163	140	186	246	511	4,918	3,442	4,348	5,880	12,509
Germany	24,049	25,264	22,637	18,954	18,628	36,36,970	38,90,404	35,26,141	39,22,437	41,92,314
Netherlands	1,611	752	704	..	712	56,932	39,224	20,512	1,170	28,346
Belgium	48,955	62,121	70,887	72,406	61,918	24,25,690	30,21,067	25,18,498	31,74,689	30,00,721
France	1	3	..	..	..	5,029	4,781	1,400	..	800
Italy (*including* Fiume)	2,312	1,474	9,052	3,071	926	2,32,112	92,987	2,06,845	90,476	22,997
Syria	3	4	1	4	7	6,330	9,505	4,250	3,708	12,942
Maskat Territory and Trucial Oman	34	32	21	30	36	11,572	10,308	11,974	11,651	12,829
Other Native States in Arabia	40	15	15	23	18	69,717	17,733	15,412	32,675	16,079
Iraq	15	69	47	78	42	5,105	17,306	16,504	23,029	14,390
Iran	18	20	10	84	48	4,460	7,132	4,405	27,286	12,196
Sumatra	1	..	7	391	44	242	..	1,989	7,844	1,150
Java	429	435	313	625	552	62,780	42,914	46,492	55,078	29,832
Siam	2	2	11	1	216	1,995	2,827	1,759	1,416	15,491
Japan	181,688	290,719	320,809	490,161	444,827	72,32,455	84,16,954	1,11,02,284	1,08,59,484	1,66,87,918
China (*exclusive* of Hongkong and Macao)	18,560	19,603	17,288	8,675	8,100	5,52,063	5,32,974	4,26,521	2,02,108	1,89,205
Egypt	509	1,646	1,959	1,298	1,538	24,458	45,724	73,238	34,066	40,487
Portuguese East Africa	80	409	542	509	460	16,018	14,057	27,204	08,325	1,16,405
Italian East Africa (Somaliland and Eritrea)	13	10	9	4	..	3,124	3,490	6,255	1,875	..
United States of America—										
Via Atlantic Coast	31,485	57,102	24,103	40,414	44,819	10,61,405	18,06,783	5,68,029	9,42,509	10,41,129
„ Pacific „	1,077	4,177	6,025	11,419	11,224	41,868	96,489	1,39,923	2,63,111	2,60,086

No. 11—*continued*

ARTICLES, AND COUNTRIES OF FINAL DESTINATION; ALSO SHARE OF EACH PROVINCE	QUANTITY					VALUE				
	1932-33	1933-34	1934-35	1935-36	1936-37	1932-33	1933-34	1934-35	1935-36	1936-37
						R	R	R	R	R
Metals and Ores—*continued*										
***Total of Metals*—concluded**	Tons	Tons	Tons	Tons	Tons					
Dutch Guiana	2	1	3	2	2	3,169	1,340	5,258	1,881	3,170
Argentine Republic (*including* the Atlantic Coast of Patagonia)	3,658	2,670	1,564	..	..	1,22,543	64,227	37,945	..	..
Chile (*including* the Pacific Coast of Patagonia)	313	604	20	1,030	..	10,946	13,889	473	24,955	..
Hawaii	103	503	377	378	411	4,250	13,171	9,935	10,411	11,121
Other Foreign Countries	41	110	188	25	2	17,213	16,374	19,183	11,382	6,954
TOTAL FOREIGN COUNTRIES	313,901	468,608	488,304	652,767	602,988	1,57,46,202	1,77,83,284	1,90,13,087	2,58,87,235	2,58,69,687
Share of Bengal	*384,358*	*494,923*	*467,718*	*588,406*	*649,776*	*1,18,77,124*	*1,20,51,013*	*1,72,74,199*	*1,42,09,647*	*1,85,83,838*
„ *Bombay*	*316*	*551*	*1,305*	*1,852*	*10,209*	*3,13,094*	*3,75,102*	*4,22,502*	*4,83,032*	*7,18,674*
„ *Sind*	*2*	*5*	*1*	*2*	*1*	*1,042*	*477*	*376*	*598*	*635*
„ *Madras*	*6,359*	*19,122*	*8,920*	*11,755*	*23,225*	*3,56,497*	*6,40,063*	*5,87,399*	*6,28,816*	*12,04,479*
„ *Burma*	*77,354*	*156,941*	*155,098*	*167,300*	*171,515*	*2,06,61,130*	*2,25,27,325*	*1,96,27,998*	*2,51,98,161*	*3,18,66,390*
TOTAL	468,389	671,642	631,042	769,375	859,726	3,32,03,887	3,64,99,986	3,19,13,274	4,05,20,284	4,98,74,016
***Total of Ores*—**	Tons	Tons	Tons	Tons	Tons					
United Kingdom (*including* Channel Islands)	66,754	130,206	179,259	209,365	230,781	67,88,973	90,37,099	1,36,16,557	1,68,80,193	1,19,78,093
Ceylon (*excluding* Maldives)	..	150	..	..	..	..	1,73,249	..	..	..
Straits Settlements	2,483	3,001	3,531	4,134	4,157	28,02,701	55,27,440	69,73,519	80,20,271	75,02,807
Canada—										
Vid Atlantic Coast	..	..	..	4,000	5	..	..	..	1,20,000	159
„ Pacific „	1,000	400	..	..	..	25,000	7,200	..	..	..
Commonwealth of Australia	350	20	61	425	213	6,562	1,160	2,200	16,377	8,893
TOTAL BRITISH EMPIRE	70,587	133,777	181,851	217,924	235,156	96,23,236	1,47,51,148	2,05,92,276	2,50,36,841	1,94,89,952
Finland	..	..	..	..	1,000	..	..	..	..	18,000
Sweden	..	25	3,650	5,225	470	..	25,300	75,475	3,04,734	1,06,759
Norway	3,048	8,501	11,200	9,478	6,959	91,200	2,47,394	2,91,000	2,31,355	1,91,016
Poland (*including* Danzig)	..	..	..	..	7,200	..	..	..	..	1,51,200
Germany	4,726	4,586	2,821	20,548	24,327	2,16,598	3,00,472	4,73,723	7,29 515	12,20,115
Netherlands	4,248	7,000	6,277	21,533	30,179	1,29,350	1,87,676	1,60,131	4,15,225	6,13,717
Belgium	33,298	22,655	42,845	75,393	101 041	9,94,009	5,92,080	12,44,483	20,97,470	26,45,196
France	76,326	62,231	115,297	121,139	88,700	17,49,067	10,98,817	20,03,345	22,82,075	19,15,955
Spain	..	..	..	1,100	..	..	..	..	11,687	..
Italy (*including* Fiume)	960	405	437	10,058	1,012	66,578	13,400	14,021	3,12,375	86,330
Yugoslavia (Kingdom of the Serbs, Croats and Slovenes)	..	..	..	154	..	..	..	..	6,284	..
Iran	..	..	..	1,000	1,500	..	..	..	18,748	48,887
Japan	32,154	63,843	103,310	181,078	139,793	6,87,130	10,98,812	14,56,969	20,82,784	21,86,738
China (*exclusive* of Hongkong and Macao)	..	..	..	5,400	15,245	..	..	..	91,800	2,78,152
Egypt	..	..	..	1,500	..	..	..	..	22,500	..
United States of America—										
Vid Atlantic Coast	1,665	1,464	46,893	114,954	93,089	51,552	56,269	8,82,401	22,66,166	18,61,486
„ Pacific „	..	15	532	211	206	..	700	18,935	4,265	4,160
Other Foreign Countries	..	..	20	20	..	30	..	750	800	..
TOTAL FOREIGN COUNTRIES	156,420	170,725	333,282	576,380	513,121	39,80,204	36,18,911	66,21,285	1,17,78,283	1,13,27,661
Share of Bengal	*146,036*	*148,147*	*233,502*	*306,390*	*254,176*	*40,26,688*	*22,09,686*	*41,23,762*	*47,76,050*	*52,77,601*
„ *Bombay*	*47,051*	*62,469*	*67,614*	*64,486*	*109,074*	*9,24,918*	*16,43,038*	*19,18,476*	*14,03,014*	*23,98,536*
„ *Sind*	*5,833*	*11,661*	*1*	*18,933*	*6,784*	*1,74,690*	*3,49,699*	*60*	*4,70,009*	*2,03,516*
„ *Madras*	*21,308*	*74,770*	*204,594*	*434,470*	*335,612*	*4,82,895*	*11,94,870*	*33,87,179*	*79,64,353*	*67,95,363*
„ *Burma*	*5,894*	*7,456*	*9,282*	*12,099*	*13,031*	*80,01,281*	*1,23,73,171*	*1,73,14,033*	*2,21,91,803*	*1,61,42,397*
TOTAL	227,007	304,502	515,133	703,310	748,277	1,36,09,440	1,33,70,059	2,72,13,511	3,68,15,124	3,08,17,613

INDIAN MERCHANDISE

No. 11—*continued*

ARTICLES, AND COUNTRIES OF FINAL DESTINATION; ALSO SHARE OF EACH PROVINCE	QUANTITY					VALUE				
	1932-33	1933-34	1934-35	1935-36	1936-37	1932-33	1933-34	1934-35	1935-36	1936-37
						R	R	R	R	R
Metals and Ores—*continued*										
Total of Metals and Ores—	Tons	Tons	Tons	Tons	Tons					
United Kingdom (*including* Channel Islands)	212,586	325,876	317,251	318,005	467,438	2,26,96,819	2,64,38,995	2,49,29,672	3,01,12,612	3,36,22,0[illegible]
Gibraltar	4	2	1	..	..	11,150	7,885	3,611	200	1
Aden and Dependencies	52	33	42	81	107	18,060	19,216	21,542	26,370	29,53
Bahrein Island	2	2	2	3	20	1,550	910	2,508	1,094	11,70
Ceylon (*excluding* Maldives)	2,719	2,803	2,865	2,060	2,120	9,59,063	9,86,591	9,14,548	6,98,482	7,29,80
Maldives	2	3	16	20	7	1,170	707	3,512	5,106	2,24
Straits Settlements	3,259	3,820	5,908	6,124	9,278	29,10,183	56,34,412	72,38,401	63,53,343	79,66,42
Federated Malay States	15	239	217	483	1,265	17,142	45,522	40,690	49,564	70,56
Hongkong	4,607	3,169	2,194	2,078	2,611	3,56,890	3,14,508	77,079	54,064	73,03
Gold Coast (*including* Br. Mandated Territory of Togoland)	--	1	2	2	1	425	2,750	4,533	5,055	1,98
Union of South Africa	104	368	737	913	3,610	3,880	29,268	1,62,751	2,21,507	3,30,23
Zanzibar and Pemba	17	9	11	30	30	11,700	6,490	7,228	14,004	16,70
Kenya Colony	18	12	26	47	81	14,182	18,536	20,275	33,632	35,05
Tanganyika Territory	10	9	14	16	35	5,838	6,035	10,512	10,630	20,38
Mauritius and Dependancies	3	30	11	3	10	6,385	13,765	14,326	4,115	9,91
Seychelles	5	..	2	3	36	2,016	720	685	2,049	7,591
Canada—										
Pfd Atlantic Coast	1	..	1	4,002	7	3,094	443	2,274	1,25,823	4,601
,, Pacific ,,	1,000	401	1	1	1	26,130	9,038	1,457	1,011	4,206
British West India Islands (*excluding* Bahamas)	7	4	3	3	3	13,005	9,943	6,640	5,859	8,962
British Guiana	6	1	3	2	2	5,439	1,405	3,114	2,220	2,960
Commonwealth of Australia	351	20	62	426	215	9,346	2,546	4,400	18,497	12,729
New Zealand	1	1	159	215	5	2,585	1,821	6,745	13,777	14,109
Fiji Islands	5	5	7	8	6	8,799	8,827	10,791	6,310	10,399
Other British Possessions	1	3	54	2	6	3,030	5,512	4,569	4,565	5,064
TOTAL BRITISH EMPIRE	225,075	336,811	329,589	334,582	491,894	2,70,35,831	3,34,67,850	3,34,91,863	3,95,69,890	4,29,94,281
U. S. S. R.—										
Northern	..	..	..	..	..	10	..	..	..	..
Pacific Ports (in Asia)	..	..	..	..	2,459	..	..	..	..	56,792
Finland	..	..	..	21	1,000	..	..	..	682	18,000
Sweden	3,735	678	9,665	8,264	5,968	1,25,953	41,582	2,20,095	2,79,543	2,40,134
Norway	3,206	3,641	11,886	9,734	7,470	96,206	2,50,886	2,95,348	2,87,185	2,03,625
Poland (*including* Danzig)	..	..	..	..	7,200	..	..	..	..	1,51,575
Germany	28,775	29,850	25,458	39,497	42,955	38,53,568	41,90,876	39,99,864	46,51,962	54,12,429
Netherlands	5,859	7,752	6,981	21,533	30,891	1,86,282	2,26,900	1,80,643	4,17,395	6,42,063
Belgium	82,253	84,786	113,682	147,799	163,554	34,19,699	36,13,147	37,62,976	52,72,159	56,45,917
France	76,327	62,284	115,297	121,139	88,700	17,54,696	11,01 548	20,04,745	22,82,075	19,16,255
Spain	..	..	..	1,101	..	350	50	..	12,227	..
Italy (*including* Fiume)	3,272	1,879	9,490	19,729	2,838	2,98,690	1,06,887	2,20,866	4,02,851	1,09,227
Yugoslavia (Kingdom of the Serbs, Croats and Slovenes)	..	..	..	154	..	..	..	..	6,284	..
Syria	3	4	1	4	7	3,330	9,505	4,250	3,703	12,942
Muskat Territory and Trucial Oman	34	22	21	30	36	11,572	10,308	11,974	11,651	12,829
Other Native States in Arabia	40	15	15	43	18	69,717	17,788	15,412	32,075	16,979
Iran	18	20	10	1,084	1,548	4,480	7,182	4,405	46,084	61,088
Iraq	15	63	47	78	42	5,105	17,306	16,804	23,029	14,399
Sumatra	1	..	7	291	44	242	..	1,989	7,844	1,150
Java	429	435	833	625	552	62,780	42,914	47,251	55,078	29,832
Siam	2	2	11	1	216	1,995	2,827	1,759	1,416	15,491
Japan	213,842	354,562	424,179	671,289	584,620	79,19,585	95,17,766	1,25,79,346	1,98,42,218	1,88,24,656
China (*exclusive* of Hongkong and Macao)	13,569	19,668	17,288	14,075	23,345	5,52,068	5,82,974	4,28,521	2,93,908	4,67,857
Egypt	509	1,646	1,959	2,798	1,538	24,458	45,724	78,238	56,566	40,487
Portuguese East Africa	80	409	542	509	460	16,018	94,057	97,204	98,325	1,16,495
Italian East Africa (Somaliland and Eritrea)	18	10	9	4	..	3,144	3,490	6,256	1,876	..
United States of America—										
Pfd Atlantic Coast	33,150	58,566	71,001	155,868	138,808	11,12,957	13,68,043	14,50,430	32,08,765	29,02,615
,, Pacific ,,	1,077	4,192	6,557	11,630	11,480	42,868	97,139	1,58,758	2,67,376	2,64,246

No. 11—*continued*

ARTICLES, AND COUNTRIES OF FINAL DESTINATION; ALSO SHARE OF EACH PROVINCE	QUANTITY					VALUE				
	1932-33	1933-34	1934-35	1935-36	1936-37	1932-33	1933-34	1934-35	1935-36	1936-37
Metals and Ores—*concluded*						R	R	R	R	R
Total of Metals and Ores—continued	Tons	Tons	Tons	Tons	Tons					
Dutch Guiana	2	1	3	2	2	3,169	1,340	5,253	1,881	3,170
Argentine Republic (*including* the Atlantic Coast of Patagonia)	3,658	2,670	1,564	..	..	1,22,543	64,227	87,945	..	..
Chile (*including* the Pacific Coast of Patagonia)	313	604	20	1,030	..	10,946	13,889	473	24,955	..
Hawaii	103	503	377	378	411	4,260	13,171	9,935	10,411	11,121
Other Foreign Countries	41	116	188	3	2	16,868	16,324	19,183	10,100	6,579
TOTAL FOREIGN COUNTRIES	470,321	639,333	816,586	1,228,153	1,116,109	1,97,82,496	2,14,02,195	2,56,34,922	3,76,65,518	3,71,97,348
Share of Bengal	*531,294*	*643,070*	*701,520*	*854,805*	*933,952*	*1,59,03,812*	*1,58,60,699*	*1,53,97,962*	*1,89,36,597*	*2,08,61,639*
„ *Bombay*	*47,367*	*63,120*	*68,819*	*66,338*	*119,283*	*12,37,110*	*20,18,735*	*23,71,278*	*18,36,046*	*31,17,210*
„ *Sind*	*5,825*	*11,668*	*2*	*15,935*	*6,785*	*1,75,732*	*3,50,176*	*436*	*4,79,607*	*2,04,151*
„ *Madras*	*27,662*	*93,892*	*313,514*	*446,226*	*363,837*	*8,39,322*	*15,40,938*	*39,15,078*	*35,93,099*	*79,99,842*
„ *Burma*	*83,248*	*164,396*	*162,393*	*179,382*	*184,146*	*2,36,68,351*	*3,47,99,497*	*3,74,42,031*	*4,73,90,059*	*4,80,08,787*
TOTAL	695,396	976,144	1,146,175	1,562,685	1,608,003	4,68,18,327	5,48,70,045	5,91,26,785	7,73,85,408	8,01,91,629
Mica (II. 9)—										
In blocks—	Cwts.	Cwts.	Cwts.	Cwts.	Cwts.					
United Kingdom (*including* Channel Islands)	4,390	8,631	11,822	11,305	13,784	9,50,986	15,78,970	25,09,370	24,78,079	29,32,522
Commonwealth of Australia	16	8	11	7	29	3,686	3,225	3,600	2,277	9,087
Other British Possessions	1	4	19	75	40	1,284	1,300	5,600	5,767	2,757
TOTAL BRITISH EMPIRE	4,407	8,633	11,852	11,387	13,853	9,60,906	15,83,495	25,78,570	24,86,123	29,44,366
Germany	480	718	2,022	1,894	954	94,140	1,22,611	3,08,867	2,13,503	2,23,008
Netherlands	1	2	552	524	367	750	870	88,867	75,020	50,046
Belgium	57	90	91	130	59	27,274	24,913	27,147	14,890	22,596
France	202	292	474	1,009	1,160	58,199	56,048	90,021	1,67,870	1,23,568
Italy (*including* Fiume)	403	670	1,470	999	1,350	88,276	71,813	1,77,186	1,58,750	1,26,947
Japan	996	874	1,231	2,049	2,414	2,00,363	1,41,022	1,88,533	2,96,206	4,36,185
United States of America—										
Vid Atlantic Coast	1,628	5,263	5,401	5,893	7,098	2,00,597	5,40,814	6,74,327	6,63,646	7,76,464
„ Pacific „	..	..	..	583	..	..	..	..	82,860	..
Other Foreign Countries	20	5	13	60	21	3,300	1,500	2,683	10,682	4,617
TOTAL FOREIGN COUNTRIES	3,752	7,913	11,364	13,141	13,442	6,67,899	9,59,591	15,57,631	16,78,427	17,64,031
Share of Bengal	*6,467*	*12,123*	*13,250*	*19,479*	*21,642*	*13,57,735*	*19,10,444*	*36,17,603*	*35,36,237*	*40,20,393*
„ *Bombay*	..	..	*13*	*177*	*25*	..	..	*2,118*	*34,629*	*4,075*
„ *Madras*	*1,723*	*4,423*	*4,954*	*4,873*	*5,038*	*2,71,070*	*6,32,642*	*5,26,475*	*5,93,884*	*6,83,929*
TOTAL	8,189	16,546	23,216	24,528	27,295	16,28,805	25,42,086	41,30,201	41,64,550	47,08,897
In splittings—	Cwts.	Cwts.	Cwts.	Cwts.	Cwts.					
United Kingdom (*including* Channel Islands)	14,039	15,833	19,806	28,092	31,595	8,56,118	8,58,124	9,33,118	13,68,224	15,10,148
Canada—										
Vid Atlantic Coast	201	311	278	771	998	29,062	33,439	23,588	13,089	39,387
„ Pacific „	..	..	..	852	1,280	..	..	..	724	1,280
Other British Possessions	425	19	18	320	..	2,551	1,670	700	427	95
TOTAL BRITISH EMPIRE	14,665	16,163	20,092	30,035	33,873	8,87,331	8,93,233	9,57,406	13,82,414	15,50,910
Sweden	..	45	45	196	158	..	5,420	2,500	11,000	10,179
Germany	5,518	5,441	8,184	14,375	17,072	1,73,054	2,32,731	3,32,449	4,07,815	5,35,979
Netherlands	591	297	433	51	278	15,478	7,943	12,850	1,800	7,304
Belgium	460	791	1,523	1,791	1,132	23,332	37,849	54,565	70,419	52,057
France	816	779	1,754	3,332	5,707	39,118	40,542	1,07,368	1,99,708	2,09,988
Italy (*including* Fiume)	648	1,058	2,865	2,918	1,726	30,671	33,527	2,34,211	2,66 610	1,07,362

No. 11—*continued*

ARTICLES, AND COUNTRIES OF FINAL DESTINATION; ALSO SHARE OF EACH PROVINCE	QUANTITY					VALUE				
	1932-33	1933-34	1934-35	1935-36	1936-37	1932-33	1933-34	1934-35	1935-36	1936-37
						R	R	R	R	R
Mica (II. B)—*continued*										
In splittings—*continued*	Cwts.	Cwts.	Cwts.	Cwts.	Cwts.					
Japan	3,272	3,230	5,296	7,375	7,241	84,067	1,15,937	1,94,738	1,89,394	2,20,863
United States of America—*Vid* Atlantic Coast	6,258	21,368	41,094	81,401	85,117	2,39,037	5,07,766	8,74,291	15,92,975	20,02,003
„ Pacific „	..	..	..	640	..	..	..	..	512	..
Other Foreign Countries	29	..	..	12	..	2,508	..	..	1,350	..
TOTAL FOREIGN COUNTRIES	17,612	33,009	61,194	112,086	118,420	6,36,265	10,36,695	18,12,972	28,01,583	31,46,640
Share of Bengal	*27,887*	*43,574*	*75,461*	*131,738*	*141,429*	*13,45,730*	*16,48,418*	*24,89,555*	*36,51,824*	*42,55,749*
„ *Bombay*	..	..	*504*	*159*	*19*	..	..	*24,528*	*47,485*	*2,661*
„ *Madras*	*4,390*	*5,598*	*5,321*	*10,224*	*10,851*	*2,77,866*	*2,82,219*	*2,56,295*	*4,54,678*	*4,39,300*
TOTAL	32,277	49,172	81,286	142,121	152,299	15,23,596	19,30,638	27,70,378	41,83,997	46,97,550
TOTAL OF MICA—	Cwts.	Cwts.	Cwts.	Cwts.	Cwts.					
United Kingdom (*including* Channel Islands)	18,429	24,454	31,628	29,397	45,379	18,07,054	24,37,794	35,02,488	38,46,303	44,42,670
Canada—										
Vid Atlantic Coast	202	315	285	836	1,031	29,087	34,739	27,288	15,731	40,854
„ Pacific „	..	..	..	852	1,280	..	..	..	724	1,280
Commonwealth of Australia	441	27	21	327	29	11,237	4,895	4,200	2,704	9,182
Other British Possessions	..	..	10	10	7	859	..	2,000	3,075	1,290
TOTAL BRITISH EMPIRE	19,072	24,796	31,944	41,422	47,726	18,48,237	24,77,428	35,35,976	38,69,537	44,95,276
Sweden	20	45	45	196	177	3,300	5,420	2,500	11,000	12,529
Germany	5,998	6,159	10,206	16,269	18,036	2,67,194	2,55,322	6,41,316	6,81,318	7,59,587
Netherlands	592	399	1,095	575	640	16,223	8,813	1,01,717	76,820	57,350
Belgium	537	881	1,614	1,921	1,191	50,608	62,762	81,712	85,809	75,553
France	1,018	1,071	2,228	4,341	6,876	97,317	96,590	1,97,389	3,67,578	3,33,556
Italy (*including* Fiume)	1,051	1,723	4,235	3,912	3,076	1,42,947	1,60,340	4,11,397	4,20,360	2,34,309
Japan	4,268	4,104	6,527	9,424	9,655	2,84,430	2,56,959	3,83,271	4,85,000	6,57,053
United States of America—*Vid* Atlantic Coast	7,381	26,630	46,495	87,294	92,215	4,39,634	10,48,580	15,48,619	22,56,621	27,78,447
„ Pacific „	..	..	..	1,223	..	..	..	..	83,272	..
Other Foreign Countries	29	5	13	72	2	2,508	1,500	2,683	13,032	2,367
TOTAL FOREIGN COUNTRIES	21,394	40,922	72,558	125,227	131,868	13,04,164	19,96,236	33,70,603	44,80,010	49,10,671
Share of Bengal	*34,354*	*55,697*	*93,711*	*151,217*	*163,071*	*26,03,465*	*35,58,362*	*61,07,163*	*72,18,071*	*83,76,148*
„ *Bombay*	..	..	*516*	*338*	*44*	..	..	*26,646*	*82,114*	*6,576*
„ *Madras*	*6,112*	*10,021*	*10,276*	*15,096*	*16,479*	*5,48,936*	*9,14,263*	*7,72,770*	*10,48,362*	*11,23,229*
TOTAL	40,466	65,718	104,502	166,649	170,594	31,52,401	44,73,714	69,06,579	83,48,547	94,05,947
Monazite (II. B)—	Tons	Tons	Tons	Tons	Tons					
	..	..	..	..	..	..	..	..	..	..
Oils—										
Animal (II, G)—	Gals.	Gals.	Gals.	Gals.	Gals.					
Maldives	110	5,960	2,640	12,475	6,680	150	3,175	1,721	7,415	2,412
Other British Possessions	24	32	223	16	2,241	75	71	147	77	2,266
TOTAL BRITISH EMPIRE	134	5,992	2,863	12,491	8,921	225	3,246	1,865	7,492	4,678
TOTAL FOREIGN COUNTRIES	..	24	..	12	1,819	..	88	..	21	1,420
Share of Bombay	..	*32*	*15*	*24*	*221*	..	*71*	*30*	*71*	*445*
„ *Sind*	..	*24*	..	..	*3*	..	*32*	..	..	*5*
„ *Madras*	*134*	*5,960*	*2,848*	*12,475*	*10,516*	*225*	*3,175*	*1,838*	*7,415*	*6,049*
„ *Burma*	..	..	..	*4*	..	..	..	..	*27*	..
TOTAL	134	5,016	2,863	12,503	10,740	225	3,284	1,868	7,513	6,098

No. 11—*continued*

ARTICLES, AND COUNTRIES OF FINAL DESTINATION; ALSO SHARE OF EACH PROVINCE	QUANTITY					VALUE				
	1932-33	1933-34	1934-35	1935-36	1936-37	1932-33	1933-34	1934-35	1935-36	1936-37
						R	R	R	R	R
Oils—*continued*										
Essential—										
LEMONGRASS OIL (II. G)—	Gals.	Gals.	Gals.	Gals.	Gals.					
United Kingdom (*including* Channel Islands)	10,564	14,075	15,490	20,453	25,470	98,088	2,01,528	2,28,058	2,53,120	1,99,846
Ceylon (*excluding* Maldives)	3,301	748	1,121	2,743	..	32,939	7,344	16,236	31,273	..
Canada— *Vid* Atlantic Coast	..	..	2,749	532	260	..	..	41,419	7,001	1,800
Other British Possessions	..	150	..	..	48	..	1,925	..	..	320
TOTAL BRITISH EMPIRE	13,865	14,973	19,360	23,728	25,778	1,31,877	2,10,792	2,85,708	2,91,394	2,01,966
Germany	3,088	3,159	4,788	11,492	10,398	30,191	42,588	77,494	1,54,256	84,315
Netherlands	2,611	620	2,948	2,740	2,805	25,704	9,882	46,172	36,679	24,536
Belgium	580	62	252	3,229	74	5,800	612	3,915	38,585	550
France	2,772	5,280	10,570	18,289	20,594	26,996	65,884	1,63,154	2,44,013	1,76,639
Spain	136	..	582	436	187	1,360	..	10,373	6,271	2,040
Italy (*including* Fiume)	1,747	1,608	3,078	516	499	16,952	22,625	48,595	8,479	5,440
Japan	1,573	249	2,173	11,164	3,492	15,481	2,448	31,305	1,45,639	31,589
United States of America— *Vid* Atlantic Coast	16,726	19,329	33,804	27,158	23,826	1,63,382	2,73,732	5,06,823	3,37,318	1,90,713
Other Foreign Countries	..	136	245	125	..	..	1,860	3,886	1,360	..
TOTAL FOREIGN COUNTRIES	29,233	30,443	58,430	75,149	61,435	2,85,869	4,19,127	8,91,777	9,68,500	5,15,872
Share of Madras	*43,098*	*45,416*	*77,790*	*98,877*	*87,213*	*4,17,746*	*6,29,919*	*11,77,485*	*12,59,894*	*7,17,838*
SANDALWOOD OIL (II. G)—	Gals.	Gals.	Gals.	Gals.	Gals.					
United Kingdom (*including* Channel Islands)	3,046	5,236	5,222	6,637	7,056	3,53,266	6,21,973	5,67,280	7,13,436	8,20 119
Straits Settlements	32	..	321	75	20	4,060	..	33,862	5,417	1,768
Anglo-Egyptian Sudan	312	334	505	521	637	33,629	26,370	35,538	48,700	49,010
Commonwealth of Australia	..	25	17	34	51	..	3,034	1,960	3,990	6,035
Other British Possessions	167	99	101	12	9	1,500	2,784	2,374	454	278
TOTAL BRITISH EMPIRE	3,557	5,694	6,166	7,279	8,373	3,92,455	6,55,061	6,40,964	7,66,997	8,.7,205
Germany	..	50	4	..	33	..	5,936	600	..	3,000
Netherlands	..	..	..	77	76	..	..	..	7,200	6,900
France	..	..	56	44	111	..	..	6,225	4,000	10,000
Japan	2,609	2,294	2,044	3,542	5,833	3,44,833	2,43,987	2,77,976	3,07,192	4,62,447
China (*exclusive* of Hongkong and Macão)	56	93	295	17	173	6,025	12,102	29,950	1,475	18,570
Egypt	42	61	56	36	78	3,250	5,990	6,400	4,550	4,650
United States of America— *Vid* Atlantic Coast	..	..	137	205	506	..	..	14,510	18,124	29,617
Other Foreign Countries	3	..	18	5	2	220	..	1,350	350	288
TOTAL FOREIGN COUNTRIES	2,710	2,498	3,210	3,926	6,812	3,54,928	2,69,415	3,37,011	3,42,891	5,35,472
Share of Bengal	*3*	..	..	..	..	*220*	..	..	..	..
,, *Bombay*	*6,332*	*7,144*	*6,193*	*7,932*	*8,775*	*7,43,103*	*7,98,075*	*6,38,650*	*8,37,251*	*9,10,414*
,, *Madras*	*32*	*1,048*	*3,183*	*3,373*	*6,410*	*4,050*	*1,26,401*	*3,39,325*	*2,82,637*	*5,02,263*
TOTAL	6,267	8,192	9,376	11,205	15,185	7,47,393	9,24,476	9,77,975	11,03,388	14,12,677
GINGERGRASS OIL (II. G)—	Gals.	Gals.	Gals.	Gals.	Gals.					
TOTAL BRITISH EMPIRE	78	129	..	125	28	2,000	3,400	..	2,781	750
TOTAL FOREIGN COUNTRIES	28	..	50	..	..	750	..	1,500	..	..

No. 11—*continued*

ARTICLES, AND COUNTRIES OF FINAL DESTINATION; ALSO SHARE OF EACH PROVINCE	QUANTITY					VALUE				
	1932-33	1933-34	1934-35	1935-36	1936-37	1932-33	1933-34	1934-35	1935-36	1936-37
						R	R	R	R	R
Oils—*continued*										
***Essential*—continued**										
GINGERGRASS OIL (H. G)—*continued*	Gals.	Gals.	Gals.	Gals.	Gals.					
Share of Bombay	*101*	*139*	..	*125*	*28*	*2,750*	*3,400*	..	*2,781*	750
" *Madras*	..	..	*50*	..	..	..	..	*1,500*	..	..
TOTAL	101	139	50	125	28	2,750	3,400	1,500	2,781	750
PALMAROSA OIL (H. G)—	Gals.	Gals.	Gals.	Gals.	Gals.					
United Kingdom (*including* Channel Islands)	917	657	745	493	472	42,650	28,400	24,525	17,020	17,350
Hongkong	167	333	..	..	..	6,000	6,000	..	..	..
Anglo-Egyptian Sudan	4,428	4,677	5,725	7,095	5,085	1,27,550	1,18,636	1,42,636	1,79,900	1,38,580
Other British Possessions	..	..	33	23	30	..	..	900	870	1,610
TOTAL BRITISH EMPIRE	5,512	5,667	6,503	7,611	5,587	1,76,200	1,48,036	1,68,061	1,97,790	1,57,490
Germany	912	1,165	1,470	1,814	833	35,975	46,212	45,349	39,387	26,750
France	307	195	502	307	266	13,150	9,350	17,512	9,250	9,209
Japan	42	..	296	42	164	1,500	..	8,687	1,125	4,012
Egypt	65	239	165	88	192	2,280	5,811	3,650	1,550	3,725
United States of America—Pid Atlantic Coast	392	746	876	919	947	15,300	23,200	25,125	25,125	30,400
Other Foreign Countries	143	322	243	161	139	6,000	11,339	7,249	5,475	4,500
TOTAL FOREIGN COUNTRIES	1,861	2,667	3,542	2,826	2,542	74,105	1,00,912	1,07,572	81,912	78,487
Share of Bombay	*7,373*	*8,334*	*10,045*	*10,437*	*8,129*	*2,50,305*	*2,48,948*	*2,75,633*	*2,79,702*	*2,36,977*
THYMOL OIL (H. G)	Gals. ..	Gals. ..	Gals. ..	Gals. ..	Gals. ..	..	..	..	..	..
CITRONELLA OIL (H. G)—	Gals.	Gals.	Gals.	Gals.	Gals.					
TOTAL BRITISH EMPIRE	50	..	..	..	..	562	..	..	..	..
Share of Burma	*50*	..	..	..	..	*562*	..	..	..	..
CINNAMON OIL (H. G)—	Gals.	Gals.	Gals.	Gals.	Gals.					
TOTAL FOREIGN COUNTRIES	..	80	..	..	..	..	1,400	..	..	..
Share of Bombay	..	*80*	..	..	..	..	*1,400*	..	..	..
OTHER SORTS (H. G)—	Gals.	Gals.	Gals.	Gals.	Gals.					
United Kingdom (*including* Channel Islands)	2	13	84	582	1,053	50	200	2,250	10,889	28,917
Anglo-Egyptian Sudan	1,249	1,353	1,397	1,968	2,543	28,750	23,275	25,445	38,250	53,626
Other British Possessions	265	149	28	21	18	2,392	2,181	520	220	250
TOTAL BRITISH EMPIRE	1,516	1,515	1,509	2,571	3,614	31,192	25,656	28,215	49,359	82,793

No. 11—*continued*

ARTICLES, AND COUNTRIES OF FINAL DESTINATION; ALSO SHARE OF EACH PROVINCE	QUANTITY					VALUE				
	1932-33	1933-34	1934-35	1935-36	1936-37	1932-33	1933-34	1934-35	1935-36	1936-37
Oils—continued						R	R	R	R	R
Essential—concluded										
Other sorts (II, G)—*continued*	Gals.	Gals.	Gals.	Gals.	Gals.					
Japan	..	11	..	56	111	..	700	..	5,125	7,250
Other Foreign Countries	158	252	126	250	2,616	3,690	5,515	3,500	5,264	10,090
TOTAL FOREIGN COUNTRIES	158	263	126	306	2,727	3,690	6,215	3,500	10,389	17,340
Share of Bengal	*5*	..	..	*188*	*603*	*1,045*	..	..	*3,254*	*7,163*
,, *Bombay*	*1,650*	*1,774*	*1,686*	*2,217*	*2,873*	*33,690*	*31,850*	*31,715*	*43,245*	*60,451*
,, *Madras*	*14*	*4*	..	*472*	*2,866*	*147*	*21*	..	*3,249*	*32,519*
TOTAL	1,669	1,778	1,685	2,877	6,341	34,882	31,871	31,715	59,748	1,00,133
Total of Essential oils—	Gals.	Gals.	Gals.	Gals.	Gals.					
United Kingdom (*including* Channel Islands)	14,652	20,066	21,541	26,464	34,679	4,97,466	8,54,896	8,22,058	9,74,580	10,66,982
Ceylon (*excluding* Maldives)	3,324	752	1,143	2,755	3	33,136	7,393	16,460	31,727	23
Straits Settlements	32	..	321	98	50	4,080	..	33,862	6,287	3,378
Hongkong	334	416	83	..	..	7,500	6,750	2,250	..	..
Anglo-Egyptian Sudan	5,989	6,408	7,627	9,584	8,265	1,89,929	1,63,881	2,03,619	2,61,850	2,41,166
Canada—*Vid* Atlantic Coast	..	..	2,749	532	260	..	..	41,419	7,001	1,800
Commonwealth of Australia	..	25	17	34	99	..	3,934	1,960	3,990	6,355
Other British Possessions	242	311	57	21	24	2,175	6,091	1,320	220	500
TOTAL BRITISH EMPIRE	24,573	27,976	33,538	39,488	43,380	7,34,286	10,42,945	11,22,948	12,85,655	13,20,204
Germany	4,000	4,374	6,257	13,415	11,264	66,066	94,731	1,23,443	2,01,199	1,14,065
Netherlands	2,667	676	3,005	2,929	3,093	28,204	12,282	48,422	47,254	36,986
Belgium	580	62	252	4,446	74	5,800	612	3,915	48,695	550
France	3,030	5,475	11,128	18,640	20,971	41,106	75,234	1,86,891	2,58,163	1,95,839
Spain	136	..	582	436	187	1,360	..	10,373	6,271	2,040
Italy (*including* Fiume)	1,830	1,729	3,207	516	499	20,702	26,188	52,395	8,479	5,440
Japan	4,224	2,641	5,113	14,804	9,600	3,61,817	2,50,112	3,18,028	4,59,081	5,06,198
China (*exclusive* of Hongkong and Macão)	56	93	295	17	173	5,625	12,502	29,950	1,475	18,570
Egypt	247	516	332	416	484	8,155	17,726	13,500	10,735	11,950
United States of America—*Vid* Atlantic Coast	17,146	20,155	34,867	28,360	26,505	1,79,432	3,03,332	5,47,958	3,82,556	2,53,319
Other Foreign Countries	19	239	320	54	666	575	4,350	6,485	2,450	3,214
TOTAL FOREIGN COUNTRIES	33,935	35,951	65,358	84,033	73,516	7,19,342	7,97,069	13,41,360	14,26,358	11,48,171
Share of Bengal	*5*	..	..	*188*	*603*	*1,265*	..	..	*3,254*	*7,163*
,, *Bombay*	*15,356*	*17,461*	*17,873*	*20,711*	*19,804*	*10,29,348*	*10,83,673*	*9,45,998*	*11,58,979*	*12,03,592*
,, *Madras*	*43,144*	*46,468*	*81,023*	*102,632*	*56,439*	*4,21,953*	*7,56,341*	*15,13,310*	*15,50,780*	*12,52,620*
,, *Burma*	*50*	..	..	..	..	*562*	..	..	..	..
TOTAL	58,558	63,929	98,896	123,521	116,896	14,53,628	18,40,014	24,64,308	27,12,013	24,68,375
Mineral—										
Petroleum, dangerous, flashing below 76° F, *including* petrol, benzine and benzol (II, G)—	Gals.	Gals.	Gals.	Gals.	Gals.					
TOTAL BRITISH EMPIRE	42	26	74	13	34	57	37	102	14	39
TOTAL FOREIGN COUNTRIES	..	36	4	..	24	..	47	5	..	24

No. 11—*continued*

ARTICLES, AND COUNTRIES OF FINAL DESTINATION; ALSO SHARE OF EACH PROVINCE	QUANTITY					VALUE				
	1932-33	1933-34	1934-35	1935-36	1936-37	1932-33	1933-34	1934-35	1935-36	1936-37
						R	R	R	R	R
Oils—*continued*										
Mineral—continued										
Petroleum, dangerous, flashing below 76° F *including* petrol, benzine and benzol (II. G)—*continued*	Gals.	Gals.	Gals.	Gals.	Gals.					
Share of Bengal	38	..	..	..	..	50	..	..	..	..
„ *Bombay*	..	..	69	10	18	..	..	89	10	17
„ *Sind*	..	8	4	..	23	..	15	5	..	30
„ *Burma*	4	54	13	3	12	7	62	13	4	16
TOTAL	42	62	78	13	58	57	77	107	14	63
Kerosene (II. G)—	Gals.	Gals.	Gals.	Gals.	Gals.					
TOTAL BRITISH EMPIRE	170	292	64	132	100	126	235	47	89	68
TOTAL FOREIGN COUNTRIES	88	124	4	208	2,192	78	85	2	127	1,761
Share of Bengal	..	..	..	28	24	..	..	..	14	15
„ *Bombay*	28	68	..	16	..	78	44	..	8	..
„ *Sind*	16	..	4	4	16	9	..	2	3	6
„ *Madras*	..	256	8	..	..	..	209	8	..	..
„ *Burma*	154	92	56	292	2,252	117	67	39	191	1,806
TOTAL	258	416	68	340	2,292	204	320	49	216	1,829
Other kinds (II. G)—	Gals.	Gals.	Gals.	Gals.	Gals.					
United Kingdom (*including* Channel Islands)	1,123	6,704	1,696	1,984	1,358	2,790	9,224	2,690	1,164	897
Ceylon (*excluding* Maldives)	2,634	14,409	7,666	770	3,404	3,088	17,868	10,192	2,261	13,771
Straits Settlements	62,988	54,504	47,283	51,487	49,356	71,124	62,583	55,362	57,820	53,438
Federated Malay States	14,856	4,400	..	80	..	17,491	5,086	..	450	..
Other British Possessions	230	240	1,024	36	663	385	270	926	50	1,137
TOTAL BRITISH EMPIRE	81,841	78,257	57,669	54,357	54,781	94,878	95,031	69,170	61,745	69,243
Iran	..	..	5,242	94	440	..	..	6,906	70	220
Other Foreign Countries	1,003	293	627	901	1,165	2,740	3,320	389	568	1,961
TOTAL FOREIGN COUNTRIES	1,003	293	5,869	995	1,605	2,740	3,320	7,295	638	2,181
Share of Bengal	1,092	1,048	1,406	1,728	5,312	5,851	5,580	2,046	2,626	15,582
„ *Bombay*	..	48	5,801	414	334	..	42	7,604	402	1,048
„ *Sind*	350	510	..	3	12	186	1,733	..	10	12
„ *Madras*	184	3,356	126	66	14	240	5,332	338	58	31
„ *Burma*	81,218	73,588	56,205	53,147	50,664	91,341	85,664	66,427	59,288	54,761
TOTAL	82,844	78,550	63,538	55,352	56,386	97,618	98,351	76,465	62,378	71,424
Petrol shipped in aircrafts for consumption during the outward journey* (a)—	Gals.	Gals.	Gals.	Gals.	Gals.					
Share of Sind	—	26,466	59,648	82,077	84,640	—	—	—	—	—
„ *Madras*	—	..	..	836	1,852	—	—	—	—	—
„ *Burma*	—	14,412	86,896	48,988	55,375	—	—	—	—	—
TOTAL	—	40,878	96,544	131,901	141,207	—	—	—	—	—
Oil, fuel shipped for the use of steamers, etc., engaged in the foreign trade †—	Gals.	Gals.	Gals.	Gals.	Gals.					
Share of Bombay	..	..	..	273,335	..	—	—	—	—	—
„ *Burma*	..	..	84	..	..	—	—	—	—	—
TOTAL	..	..	84	273,335	..	—	—	—	—	—
Vegetable, non-essential—										
Castor (II. G)—	Gals.	Gals.	Gals.	Gals.	Gals.					
United Kingdom (*including* Channel Islands)	766,976	752,876	612,381	957,656	1,024,054	12,17,492	10,17,828	9,38,027	14,96,761	15,05,909
Ceylon (*excluding* Maldives)	23,416	27,222	18,223	17,524	22,262	28,897	25,148	17,015	20,672	26,220
Straits Settlements	8,067	9,654	9,178	8,851	10,287	12,601	10,629	10,863	11,870	12,829
Union of South Africa	26,625	43,265	36,577	68,585	74,048	37,449	47,622	42,248	88,613	119,978
Mauritius and Dependencies	18,865	27,889	22,181	18,135	29,042	17,598	31,895	21,884	24,120	37,213
Canada—										
Via Atlantic Coast	24,656	58,444	20,853	6,240	50,785	43,760	83,912	28,805	7,055	73,783
„ Pacific „	..	..	..	..	336	..	..	..	..	550

* Petrol shipped in aircrafts, is not exports in the ordinary acceptation of the term and the value thereof is, accordingly, not included in these Accounts.
† Oil, fuel, shipped for the use of steamers, etc., is not exports in the ordinary acceptation of the term and the value thereof is, accordingly, not included in these Accounts.
(a) Separately recorded from 1933-34.

No. 11—*continued*

ARTICLES, AND COUNTRIES OF FINAL DESTINATION; ALSO SHARE OF EACH PROVINCE	QUANTITY					VALUE				
	1932-33	1933-34	1934-35	1935-36	1936-37	1932-33	1933-34	1934-35	1935-36	1936-37
Oils—*continued*						R	R	R	R	R
Vegetable, non-essential—continued										
Castor (II. G)—*continued*	Gals.	Gals.	Gals.	Gals.	Gals.					
From										
Commonwealth of Australia	8,244	10,845	13,285	6,611	11,919	9,688	10,809	13,461	7,089	15,130
New Zealand	34,555	30,000	30,848	19,550	17,034	48,286	34,070	19,316	24,048	21,024
Other British Possessions	1,468	1,668	2,026	2,399	2,841	2,172	2,017	2,649	3,952	4,094
TOTAL BRITISH EMPIRE	907,872	956,313	765,702	1,100,551	1,242,558	14,17,948	12,62,920	11,03,268	16,84,560	18,76,730
Finland	..	..	8,400	1,200	3,360	..	..	12,040	1,750	4,520
Sweden	2,496	12,420	27,304	25,779	18,120	4,276	16,857	37,704	40,909	34,207
Norway	..	..	6,586	12,108	23,800	..	..	8,680	18,700	32,740
Denmark	21,856	16,601	21,876	19,108	11,617	30,635	17,880	24,139	24,950	16,090
Germany	158,520	240,452	260,864	152,985	22,841	2,28,557	3,60,455	4,00,176	2,26,220	31,171
Netherlands	6,000	52,849	51,040	27,054	10,800	9,800	76,592	67,887	40,471	15,750
Belgium	15,539	22,572	38,148	25,080	43,200	24,182	37,050	60,530	36,900	65,540
Italy (*including* Fiume)	..	19,920	27,312	..	1,200	..	32,550	44,241	..	2,200
Austria	..	..	..	10,800	..	..	..	..	15,150	..
Hungary	..	..	..	4,800	3,600	..	..	..	6,400	4,850
Czechoslovakia	..	..	..	1,188	21,624	..	..	..	1,985	31,983
Bulgaria	..	..	..	1,200	7,920	..	..	..	1,750	11,160
Roumania	960	..	3,648	..	..	1,400	..	6,060	..	..
Greece (*including* Crete)	1,920	720	720	2,400	3,600	3,170	1,050	1,050	3,500	5,400
Syria	..	..	..	5,436	..	..	..	..	9,500	..
Sumatra	..	..	..	1,000	..	..	..	..	3,547	..
China (*exclusive* of Hong-kong and Macao)	..	..	..	..	2,436	..	..	..	..	6,010
Egypt	..	..	..	13,488	85,500	..	..	..	19,855	1,31,408
Portuguese East Africa	2,618	1,871	169	..	9,104	4,084	1,888	240	..	13,410
United States of America—*Vid* Atlantic Coast	6,732	3,600	..	3,000	..	11,300	5,950	..	5,000	..
Other Foreign Countries	104	7,365	1,320	851	4,448	159	10,099	2,050	1,250	7,111
TOTAL FOREIGN COUNTRIES	216,746	378,460	447,337	307,472	272,170	3,17,568	5,60,321	6,64,797	4,62,837	4,18,550
Share of Bengal	*145,075*	*148,303*	*133,434*	*128,190*	*129,618*	*2,17,855*	*1,69,457*	*1,40,315*	*1,79,329*	*1,65,702*
" *Bombay*	*695,643*	*930,669*	*901,443*	*1,037,476*	*1,142,152*	*11,16,520*	*14,37,430*	*14,41,656*	*16,54,354*	*17,97,608*
" *Sind*	*1,933*	*9*	..	..	*12*	*3,035*	*24*	..	..	*15*
" *Madras*	*282,268*	*255,292*	*177,954*	*242,357*	*242,946*	*3,99,096*	*2,16,920*	*1,84,900*	*3,13,714*	*3,27,055*
" *Burma*	..	..	*203*	..	..	..	..	*1,194*	..	..
TOTAL	1,124,618	1,334,773	1,213,039	1,408,023	1,514,728	17,35,506	18,23,251	17,68,065	21,47,397	22,90,280
Coconut (II. G)—	Gals.	Gals.	Gals.	Gals.	Gals.					
United Kingdom (*including* Channel Islands)	12,049	12,476	1,691	14,167	6,948	17,897	17,190	14,086	17,809	9,990
Other British Possessions	1,019	1,501	116	315	1,166	4,363	2,612	192	483	3,078
TOTAL BRITISH EMPIRE	13,068	13,977	15,807	14,482	8,114	21,760	19,802	14,278	18,292	13,068
Netherlands	3,660	3,644	3,376	7,260	..	4,775	4,145	6,680	3,470	..
Maskat Territory and Trucial Oman	4,015	2,572	4,819	2,758	2,948	7,191	3,564	5,304	4,169	4,124
Other Native States in Arabia	4,222	5,093	3,644	2,028	1,416	9,856	8,826	6,924	3,805	2,885
Iran	2,291	901	2,637	4,606	48	3,696	1,148	3,052	6,258	75
Other Foreign Countries	2,022	5,424	3,844	1,608	1,885	3,270	5,901	3,732	2,106	2,777
TOTAL FOREIGN COUNTRIES	16,210	17,634	23,320	18,260	6,297	28,788	23,584	25,692	24,816	9,861
Share of Bengal	*179*	*446*	*18*	*93*	*186*	*313*	*515*	*12*	*120*	*360*
" *Bombay*	*5,963*	*4,092*	*5,258*	*5,412*	*2,112*	*14,727*	*8,921*	*9,106*	*8,844*	*5,370*
" *Sind*	*3,364*	*3,582*	*4,442*	*2,756*	*2,760*	*6,102*	*4,352*	*5,464*	*3,037*	*3,808*
" *Madras*	*19,772*	*23,491*	*29,402*	*24,481*	*9,349*	*29,506*	*29,583*	*25,588*	*30,227*	*13,382*
" *Burma*	..	..	..	..	*4*	..	..	..	..	*8*
TOTAL	29,278	31,611	39,127	32,742	14,411	50,548	43,386	39,970	43,128	22,929

No. 11—*continued*

ARTICLES, AND COUNTRIES OF FINAL DESTINATION; ALSO SHARE OF EACH PROVINCE	QUANTITY					VALUE				
	1932-33	1933-34	1934-35	1935-36	1936-37	1932-33	1933-34	1934-35	1935-36	1936-37
						R	R	R	R	R
Oils—continued										
Vegetable, non-essential—continued	Gals.	Gals.	Gals.	Gals.	Gals.					
Cotton seed (II. G)—										
United Kingdom (*including* Channel Islands)	..	353,869	112,887	82,621	54,172	..	3,57,851	1,19,096	1,17,307	72,220
Union of South Africa	..	489	..	3,777	..	..	458	..	5,358	..
Other British Possessions	172	64	..	252	514	360	150	..	430	579
TOTAL BRITISH EMPIRE	172	354,421	112,887	86,650	54,686	360	3,58,459	1,19,096	1,23,090	72,799
Netherlands	..	11,200	..	..	107,021	..	11,978	..	..	1,37,511
Egypt	..	..	9,956	..	..	..	..	8,711	..	..
Other Foreign Countries	..	3,156	89	..	1	..	3,021	78	..	10
TOTAL FOREIGN COUNTRIES	..	14,356	10,045	..	107,022	..	14,999	8,789	..	1,37,521
Share of Bengal	*30*	*40*	..	..	..	*79*	*100*	..	..	..
„ *Bombay*	*12*	*24*	..	*252*	*241*	*15*	*50*	..	*430*	*410*
„ *Burma*	*130*	*368,713*	*122,932*	*86,398*	*161,467*	*366*	*3,73,308*	*1,27,885*	*1,22,660*	*2,09,910*
TOTAL	172	368,777	122,932	86,650	161,708	360	3,73,458	1,27,885	1,23,090	2,10,320
Groundnut (II. G)—	Gals.	Gals.	Gals.	Gals.	Gals.					
United Kingdom (*including* Channel Islands)	663,964	507,133	89,412	179,652	154,084	10,43,927	6,24,750	92,725	2,31,581	1,54,881
Palestine	..	5,724	1,200	..	..	..	6,682	1,000	..	..
Aden and Dependencies	3,713	7,342	10,732	12,120	6,924	10,365	14,710	22,340	21,315	13,615
Ceylon (*excluding* Maldives)	4,786	16,531	18,695	14,287	15,999	4,821	10,487	11,551	10,499	12,527
Straits Settlements	2,029	43,114	5,952	3,444	46,305	2,578	58,154	7,503	4,432	66,749
Federated Malay States	..	32,454	13,520	7,244	39,656	..	38,843	15,270	7,030	59,043
Mauritius and Dependencies	53,154	33,714	78,219	37,087	50,474	91,081	62,993	1,09,366	54,939	78,003
Canada— *Vid* Atlantic Coast	2,520	..	..	..	..	6,000	..	..	..	..
Fiji Islands	43	861	918	4,151	10,494	90	1,090	1,140	7,418	16,550
Other British Possessions	809	1,013	1,228	1,768	1,056	1,047	1,192	1,426	1,986	2,916
TOTAL BRITISH EMPIRE	731,018	647,886	219,776	259,753	325,892	11,59,909	8,18,901	2,62,321	3,39,194	4,06,584
Germany	53,223	4,080	..	..	6,000	74,950	5,200	..	..	6,000
Netherlands	60,527	6,000	..	..	40	88,050	7,500	..	..	1,470
Belgium	34,122	24	..	..	..	51,800	30	..	..	..
Italy (*including* Fiume)	..	..	14,400	..	10,740	..	..	19,900	..	14,098
Syria	544	..	5,256	..	2,340	700	..	5,364	..	2,506
Muskat Territory and Trucial Oman	3,670	6,800	1,924	1,660	4,209	4,830	6,284	1,682	2,622	5,452
Other Native States in Arabia	2,544	4,566	1,930	4,366	2,882	6,770	9,770	3,070	7,544	4,257
Iraq	..	480	2,700	20,244	60,382	..	720	2,790	38,388	95,000
Iran	..	432	..	..	3,540	..	432	..	..	6,675
Siam	18,388	..	..	100	..	23,044	..	..	150	..
Egypt	9,816	36,948	20,592	1,800	870	12,500	30,013	23,069	1,936	1,206
Morocco, French Protectorate*	—	..	..	..	9,900	—	..	..	..	20,145
French Somaliland	3,111	1,956	5,816	420	540	8,850	5,055	9,364	500	650
Other Foreign Countries	125	6,972	2,988	1,960	396	310	9,160	4,790	3,841	540
TOTAL FOREIGN COUNTRIES	186,270	68,208	55,106	31,050	101,848	2,72,404	88,104	70,029	54,981	1,58,003
Share of Bengal	*43*	*2,133*	*6,025*	*3,062*	*11,497*	*90*	*2,365*	*3,330*	*12,956*	*15,298*
„ *Bombay*	*907,685*	*649,048*	*241,663*	*263,100*	*318,978*	*14,21,218*	*8,28,641*	*3,02,985*	*3,63,369*	*4,09,780*
„ *Sind*	..	*2,800*	*131*	*958*	*25*	..	*2,267*	*172*	*1,096*	*30*
„ *Madras*	*8,678*	*22,513*	*20,435*	*18,443*	*103,936*	*10,375*	*18,118*	*13,446*	*16,414*	*1,43,473*
„ *Burma*	*882*	*39,605*	*6,698*	*240*	*4*	*560*	*50,617*	*7,417*	*340*	*6*
TOTAL	917,288	716,094	274,982	290,803	427,740	14,32,813	9,02,095	3,32,350	3,94,175	5,64,587
Linseed (II. G)—	Gals.	Gals.	Gals.	Gals.	Gals.					
Ceylon (*excluding* Maldives)	1,930	5,564	10,243	15,353	16,735	3,273	9,012	16,529	24,278	26,265
Straits Settlements	17,921	19,449	28,405	35,326	38,991	31,707	31,468	44,082	56,487	68,599
Federated Malay States	1,772	2,071	2,274	2,677	2,349	3,096	5,066	3,932	4,791	4,360
Hongkong	..	9,317	8,342	85	2,972	..	13,907	12,423	125	3,900
Mauritius and Dependencies	500	2,916	4,962	..	5,754	862	2,760	7,368	..	9,193

* Separately shown from 1933-34.

No. 11—*continued*

ARTICLES, AND COUNTRIES OF FINAL DESTINATION; ALSO SHARE OF EACH PROVINCE	Quantity					Value				
	1932-33	1933-34	1934-35	1935-36	1936-37	1932-33	1933-34	1934-35	1935-36	1936-37
Oils—*continued*						R	R	R	R	R
***Vegetable, non-essential*—continued**										
Linseed (II. G)—*continued*	Gals.	Gals.	Gals.	Gals.	Gals.					
New Zealand	..	..	1,025	..	..	..	..	5,600	..	..
Other British Possessions	664	393	535	482	6,614	1,057	719	1,115	677	11,964
TOTAL BRITISH EMPIRE	22,787	39,710	55,786	53,873	73,415	39,995	62,986	91,044	86,358	1,24,281
Java	..	..	..	12	3,150	..	..	..	15	5,372
Siam	3,721	2,892	4,188	6,649	8,685	5,375	4,481	6,600	10,415	12,315
Philippines	16,432	23,800	3,000	17,294	47,956	22,962	41,637	5,200	30,052	82,431
Other Foreign Countries	1,169	700	708	38	2,116	2,233	1,320	1,220	62	3,356
TOTAL FOREIGN COUNTRIES	21,322	27,392	7,896	23,993	61,907	30,570	47,438	13,020	40,544	1,03,474
Share of Bengal	*42,397*	*64,942*	*60,958*	*76,496*	*123,467*	*67,948*	*1,05,921*	*93,664*	*1,24,423*	*2,14,337*
" *Bombay*	*1,197*	*2,160*	*2,719*	*1,370*	*6,838*	*2,437*	*4,413*	*5,389*	*2,479*	*13,351*
" *Sind*	*5*	..	..	..	..	*10*	..	..	..	..
" *Madras*	*10*	..	..	..	*12*	*120*	..	..	..	*37*
" *Burma*	..	..	*5*	..	*15*	..	..	*11*	..	*30*
TOTAL	44,109	67,102	63,682	77,866	135,322	70,565	1,10,374	1,04,064	1,26,902	2,27,755
Mustard or rape (II. G)—	Gals.	Gals.	Gals.	Gals.	Gals.					
United Kingdom (*including* Channel Islands)	38,695	16,210	16,920	16,967	3,374	53,029	22,955	21,113	23,710	7,079
Straits Settlements	5,988	9,417	6,278	5,570	7,629	12,492	12,459	8,477	9,370	11,999
Union of South Africa	8,515	8,080	11,073	27,928	1,865	15,010	9,189	15,510	36,896	2,450
Mauritius and Dependencies	93,240	161,606	100,101	117,175	173,641	1,29,057	1,81,054	2,06,459	1,61,794	2,76,107
British West India Islands (*excluding* Bahamas)	3,884	6,075	1,171	7,268	2,328	5,845	7,737	1,685	10,890	3,529
British Guiana	5,118	4,090	6,749	3,702	5,307	8,464	5,284	8,582	4,710	7,594
Commonwealth of Australia	4,990	..	11,500	5,000	4,000	11,000	..	16,125	7,000	6,256
Fiji Islands	62,760	50,557	43,618	44,936	46,059	1,00,009	59,637	55,744	72,528	66,922
Other British Possessions	4,427	3,196	3,269	4,797	5,410	7,611	5,028	6,094	8,253	8,305
TOTAL BRITISH EMPIRE	222,512	259,321	201,279	233,343	249,108	3,42,517	3,03,338	3,39,789	3,38,151	3,90,232
TOTAL FOREIGN COUNTRIES	3,675	3,612	3,780	3,456	2,899	6,705	5,298	5,604	6,382	4,670
Share of Bengal	*193,338*	*246,894*	*278,049*	*220,032*	*243,641*	*2,98,734*	*2,86,077*	*3,23,582*	*3,20,051*	*3,89,870*
" *Bombay*	*8,513*	*1,925*	*1,270*	*3,016*	*2,172*	*5,609*	*2,314*	*2,275*	*3,002*	*3,270*
" *Sind*	*29,346*	*14,814*	*15,740*	*14,751*	*1,194*	*44,379*	*20,945*	*19,481*	*21,480*	*1,762*
TOTAL	226,187	262,933	295,059	236,709	252,007	3,49,222	3,08,636	3,45,343	3,44,533	3,94,902
Sesamum (til or jinjili) (II. G)—	Gals.	Gals.	Gals.	Gals.	Gals.					
United Kingdom (*including* Channel Islands)	18	..	8,580	71	4,812	60	..	9,224	124	7,375
Aden and Dependencies	9,358	22,851	45,656	41,280	46,542	27,785	46,167	74,460	78,164	78,024
Ceylon (*excluding* Maldives)	3,080	10,005	5,227	4,449	6,019	6,505	8,982	8,731	8,808	12,599
Kenya Colony	7,148	441	906	22,596	165,780	12,251	1,174	1,472	32,701	3,25,578
Mauritius and Dependencies	5,002	12,828	17,311	17,064	9,156	8,365	21,405	28,872	28,468	17,655
Other British Possessions	2,625	3,090	4,824	5,114	4,736	5,569	3,728	7,983	7,277	7,988
TOTAL BRITISH EMPIRE	27,251	48,215	82,504	90,524	237,945	60,535	81,451	1,30,772	1,55,632	4,49,219

No. 11—*continued*

ARTICLES, AND COUNTRIES OF FINAL DESTINATION; ALSO SHARE OF EACH PROVINCE	QUANTITY					VALUE				
	1932-33	1933-34	1934-35	1935-36]	1936-37	1932-33	1933-34	1934-35	1935-36	1936-37
						R	R	R	R	R
Oils—*continued*										
***Vegetable, non-essential*—continued**										
Sesamum (til or jinjili) (H. G.)—*continued*	Gals.	Gals.	Gals.	Gals.	Gals.					
Muskat Territory and Trucial Oman	33,073	44,716	29,906	35,474	30,104	52,941	65,465	39,760	49,301	43,839
Other Native States in Arabia	11,034	7,947	9,979	17,486	9,906	21,929	13,501	15,408	30,541	13,246
Other Foreign Countries	2,817	3,223	3,931	6,541	3,494	5,094	5,869	6,039	10,217	4,631
TOTAL FOREIGN COUNTRIES	47,824	55,886	43,816	59,501	43,504	80,964	85,135	61,207	90,059	61,716
Share of Bengal	*369*	*181*	*171*	*88*	*392*	*720*	*325*	*226*	*180*	*666*
,, *Bombay*	*55,947*	*66,561*	*93,328*	*118,335*	*254,646*	*1,10,031*	*1,19,361*	*1,48,685*	*1,86,010*	*4,65,033*
,, *Sind*	*15,661*	*26,502*	*22,618*	*27,153*	*19,059*	*24,608*	*37,483*	*34,221*	*50,629*	*31,851*
,, *Madras*	*2,934*	*10,957*	*4,947*	*4,422*	*7,300*	*6,134*	*8,956*	*8,598*	*8,781*	*13,346*
,, *Burma*	*4*	*400*	*216*	*37*	*22*	*6*	*509*	*249*	*91*	*39*
TOTAL	75,058	104,101	126,320	150,025	281,449	1,41,499	1,66,686	1,91,979	2,45,691	5,10,935
Other sorts (H. G.)—	Gals.	Gals.	Gals.	Gals.	Gals.					
United Kingdom (*including* Channel Islands)	1,259	2,089	4,305	4,693	3,354	3,036	6,951	15,813	22,308	18,961
Ceylon (*excluding* Maldives)	11,369	10,718	10,228	7,404	8,721	12,982	9,301	7,921	7,404	8,312
Straits Settlements	2,623	4,628	3,188	4,184	3,848	5,746	8,502	5,964	7,710	5,887
Other British Possessions	1,486	1,467	541	1,454	1,383	3,583	7,079	2,578	3,523	5,253
TOTAL BRITISH EMPIRE	16,737	18,837	18,257	17,735	17,306	30,353	33,893	32,276	40,945	38,413
Germany	721	..	4,121	2,277	2,541	2,091	..	9,656	7,825	7,061
United States of America—*Vid* Atlantic Coast	9,469	3,137	14,047	45,776	88,163	10,683	7,338	31,066	87,327	1,69,424
,, Pacific ,,	240	..	..	6,601	219	1,142	..	..	13,202	438
Other Foreign Countries	570	7,341	2,031	2,445	3,721	2,901	12,674	10,430	8,889	11,772
TOTAL FOREIGN COUNTRIES	11,000	10,478	20,199	57,099	94,644	16,817	20,012	51,152	1,16,743	1,88,695
Share of Bengal	*1,191*	*1,387*	*5,984*	*4,273*	*4,311*	*3,321*	*10,580*	*26,433*	*24,044*	*28,897*
,, *Bombay*	*472*	*552*	*744*	*675*	*3,234*	*1,132*	*784*	*1,120*	*996*	*5,910*
,, *Sind*	*25*	..	..	..	..	*40*	..	..	..	..
,, *Madras*	*26,043*	*27,376*	*31,788*	*69,886*	*104,350*	*37,677*	*42,801*	*55,875*	*1,33,648*	*1,91,947*
,, *Burma*	..	..	..	..	*55*	..	..	..	..	*354*
TOTAL	27,737	29,315	38,456	74,834	111,950	47,170	54,165	83,428	1,57,688	2,27,108
***Total of Vegetable, non-essential*—**	Gals.	Gals.	Gals.	Gals.	Gals.					
United Kingdom (*including* Channel Islands)	1,477,961	1,644,721	860,176	1,256,067	1,253,078	23,39,941	20,49,101	12,10,084	19,12,800	18,89,500
Palestine	..	5,975	1,868	..	..	..	6,020	1,255	..	..
Aden and Dependencies	13,346	30,271	56,504	53,399	58,466	38,930	61,037	97,054	99,551	91,630
Ceylon (*excluding* Maldives)	45,088	71,302	63,555	59,847	71,917	60,134	64,777	63,012	78,049	88,293
Straits Settlements	37,603	87,606	54,181	58,183	109,724	67,584	1,23,689	79,078	92,468	1,72,611
Federated Malay States	4,542	37,197	18,076	12,478	45,421	6,946	46,367	22,051	15,750	68,171
Hongkong	1,029	10,095	2,801	1,004	4,065	2,014	15,141	13,952	2,190	5,737
Union of South Africa	35,576	52,976	48,118	96,281	76,283	58,544	61,791	89,029	1,32,424	1,24,844
Kenya Colony	8,192	1,186	2,590	25,212	170,684	14,563	2,804	4,445	36,810	3,35,395
Tanganyika Territory	947	657	875	3,456	2,578	1,410	800	1,119	3,838	5,760
Mauritius and Dependencies	165,841	237,746	312,724	189,461	268,067	2,47,056	3,01,072	3,73,444	2,69,321	4,18,171
Canada—*Vid* Atlantic Coast	27,176	53,534	20,353	6,240	50,735	49,760	85,032	28,305	7,035	73,783
,, Pacific ,,	..	..	..	..	336	..	..	13	..	550
British West India Islands (*excluding* Bahamas)	4,100	6,291	1,195	7,268	2,519	6,211	8,054	1,680	10,890	3,848
British Guiana	5,113	4,090	6,749	3,702	5,587	8,464	5,284	8,582	4,710	8,030

No. 11—*continued*

ARTICLES, AND COUNTRIES OF FINAL DESTINATION; ALSO SHARE OF EACH PROVINCE	QUANTITY					VALUE				
	1932-33	1933-34	1934-35	1935-36	1936-37	1932-33	1933-34	1934-35	1935-36	1936-37
Oils—*continued*										
***Vegetable, non-essential*—concld.**										
***Total of Vegetable, non-essential*—continued**	Gals.	Gals.	Gals.	Gals.	Gals.	R	R	R	R	R
Commonwealth of Australia	13,109	10,018	25,485	11,678	15,019	20,858	10,719	29,586	14,971	21,386
New Zealand	34,555	30,024	31,873	19,562	17,130	48,286	34,100	34,916	24,068	21,324
Fiji Islands	64,148	51,426	44,802	51,028	57,581	1,02,639	60,740	57,501	82,758	85,077
Other British Possessions	2,111	2,605	4,073	2,045	3,984	4,032	4,276	7,676	4,089	7,707
TOTAL BRITISH EMPIRE	1,941,897	2,338,080	1,561,993	1,856,911	2,209,024	30,72,372	29,41,710	20,92,794	27,86,222	33,71,326
Finland	..	..	8,400	1,200	3,360	..	..	12,040	1,750	4,520
Sweden	2,496	13,164	27,544	25,779	18,120	4,276	17,725	38,004	40,909	34,207
Norway	..	..	6,536	12,108	22,800	..	..	8,630	18,700	32,740
Denmark	21,856	16,691	21,876	19,108	11,617	30,638	17,880	24,189	24,950	16,090
Germany	212,965	248,333	264,997	155,265	32,924	3,06,405	3,70,637	4,09,844	2,34,049	46,500
Netherlands	70,271	78,693	59,416	34,814	117,870	1,03,925	1,00,215	74,567	48,941	1,54,731
Belgium	50,417	26,503	41,736	26,202	48,200	77,112	41,680	64,091	38,310	65,540
Italy (*including* Fiume)	..	19,920	48,020	..	11,040	..	32,550	65,743	..	16,298
Austria	..	..	..	10,800	..	..	..	..	15,150	..
Hungary	..	..	..	4,800	3,600	..	..	..	6,400	4,850
Czechoslovakia	..	..	..	1,188	21,624	..	..	..	1,985	31,983
Bulgaria	..	..	..	1,200	7,920	..	..	..	1,750	11,160
Roumania	960	..	3,648	..	..	1,400	..	6,060	..	..
Greece (*including* Crete)	1,920	732	960	2,424	4,008	3,170	1,060	1,500	3,580	5,835
Syria	544	..	5,256	5,436	2,340	700	..	5,364	9,500	2,508
Muskat Territory and Trucial Oman	42,297	54,834	38,018	40,969	38,348	66,650	76,306	48,570	57,704	54,987
Other Native States in Arabia	18,088	17,903	15,553	24,680	14,540	39,215	32,805	25,402	42,248	21,113
Iraq	1,968	3,200	4,161	20,661	63,232	4,540	4,256	5,175	30,078	99,737
Iran	2,466	1,513	2,637	4,846	3,606	3,905	1,942	3,952	6,587	6,783
Sumatra	62	..	..	1,000	..	115	..	..	3,547	..
Java	351	385	155	373	3,475	897	755	724	1,778	6,662
Siam	24,178	5,031	6,346	8,524	10,029	32,477	7,678	10,040	14,237	14,640
Philippines	16,444	23,824	3,840	18,248	48,086	23,002	41,663	9,680	33,840	83,116
China (*exclusive* of Honkong and Macao)	615	354	136	150	2,739	1,140	520	302	260	6,770
Egypt	10,138	39,800	30,792	15,868	88,770	13,125	41,846	32,238	21,941	1,36 266
Morocco, French Protectorate*	—	..	..	..	9,900	—	..	..	..	20,145
Portuguese East Africa	3,076	2,216	298	114	9,164	4,980	2,451	880	178	13,524
Italian East Africa (Somaliland and Eritrea)	197	2,181	3,240	4,261	252	425	5,200	5,209	8,081	360
French Somaliland	4,732	3,600	6,472	3,972	3,300	11,730	8,081	11,205	5,400	4,000
United States of America—*Vid* Atlantic Coast	16,202	9,149	14,136	48,776	88,169	21,988	16,204	31,144	92,327	1,69,441
„ Pacific „	259	..	..	6,686	219	1,158	..	..	13,252	438
Other Foreign Countries	551	13,000	2,326	2,294	5,144	1,845	18,692	6,636	4,955	12,546
TOTAL FOREIGN COUNTRIES	503,047	576,026	611,499	500,831	690,291	7,54,811	8,40,091	9,00,290	7,96,382	10,77,490
Share of Bengal	*383,058*	*464,237*	*484,579*	*437,234*	*523,112*	*5,93,960*	*5,75,351*	*5,97,632*	*6,61,103*	*8,12,130*
„ *Bombay*	*1,670,432*	*1,654,326*	*1,351,430*	*1,498,626*	*1,724,363*	*26,71,809*	*24,02,017*	*19,11,916*	*22,19,434*	*26,93,632*
„ *Sind*	*49,833*	*48,107*	*42,933*	*45,618*	*23,080*	*77,674*	*64,371*	*59,443*	*77,142*	*37,466*
„ *Madras*	*340,105*	*339,328*	*264,572*	*359,539*	*467,193*	*4,89,908*	*3,15,737*	*3,88,037*	*5,01,781*	*6,89,241*
„ *Burma*	*1,016*	*408,718*	*122,284*	*86,675*	*161,567*	*332*	*4,24,425*	*1,36,756*	*1,23,091*	*2,10,347*
TOTAL	2,444,444	2,014,706	2,173,497	2,357,742	2,899,315	38,27,183	37,81,801	29,93,084	35,82,604	44,48,816
***Total of Oils*—**	Gals.	Gals.	Gals.	Gals.	Gals.					
United Kingdom (*including* Channel Islands)	1,493,910	1,669,565	883,543	1,284,655	1,289,233	28,40,330	20,00,783	20,34,973	28,88,641	29,07,468
Palestine	..	5,975	1,868	..	..	100	6,920	1,255	..	..
Aden and Dependencies	13,346	30,293	56,657	53,399	53 496	39,930	61,837	98,104	99,551	91,739
Ceylon (*excluding* Maldives)	51,970	86,471	72,595	63,384	77,565	96,483	90,068	89,819	1,07,087	1,04,353
Maldives	543	6,591	3,577	12,905	7,672	707	3,794	2,590	8,015	3,990
Straits Settlements	100,661	142,205	101,783	109,778	159,146	1,42,818	1,88,361	1,68,302	1,56,581	2,29,445
Federated Malay States	19,408	41,597	18,076	12,558	45,421	24,487	61,453	22,051	16,200	68,171
Hongkong	1,868	10,511	9,884	1,008	4,065	9,514	21,891	16,202	2,217	5,737

*Separately shown from 1933-34.

No. 11—*continued*

ARTICLES, AND COUNTRIES OF FINAL DESTINATION; ALSO SHARE OF EACH PROVINCE	QUANTITY					VALUE				
	1932-33	1933-34	1934-35	1935-36	1936-37	1932-33	1933-34	1934-35	1935-36*	1936-37
						R	R	R	R	R
Oils—*concluded*										
Total of Oils—continued	Gals.	Gals.	Gals.	Gals.	Gals.					
Union of South Africa	35,579	53,000	48,127	96,281	76,233	53,644	62,041	59,149	1,32,424	1,24,344
Kenya Colony	8,416	1,278	2,596	25,269	170,696	16,398	4,354	4,595	35,580	3,35,595
Tanganyika Territory	947	657	875	3,456	2,578	1,410	806	1,119	3,838	5,700
Anglo-Egyptian Sudan	6,264	6,688	7,668	9,668	8,265	1,90,444	1,64,496	2,03,719	2,62,050	2,41,166
Mauritius and Dependencies	165,841	237,746	312,733	189,461	268,067	2,47,056	3,01,078	3,73,594	2,69,321	4,18,171
Canada—										
Vid Atlantic Coast	27,176	53,684	23,102	6,772	50,995	49,760	86,957	69,724	14,036	75,583
„ Pacific „	..	..	..	..	336	..	..	15	..	550
British West India Islands (*excluding* Bahamas)	4,100	6,291	1,195	7,268	2,519	6,977	8,054	1,680	10,890	3,848
British Guiana	5,117	4,090	6,749	3,702	5,587	8,549	5,284	8,582	4,710	8,030
Commonwealth of Australia	13,219	10,942	25,502	11,712	16,018	21,083	14,658	31,546	18,961	27,741
New Zealand	34,555	30,024	31,673	19,562	17,130	48,286	34,100	34,916	24,068	21,324
Fiji Islands	64,148	51,428	44,802	51,028	57,589	1,02,639	60,740	57,501	82,758	85,364
Other British Possessions	1,594	2,190	4,010	1,531	3,629	3,195	3,521	7,493	3,269	7,179
TOTAL BRITISH EMPIRE	2,048,157	2,451,225	1,656,206	1,963,392	2,316,240	39,01,944	40,70,685	32,86,929	41,41,217	47,68,538
Finland	..	3,732	8,400	1,200	3,360	..	4,800	12,040	1,750	4,520
Sweden	2,496	13,164	27,789	25,779	18,120	4,278	17,725	41,390	40,909	34,207
Norway	..	..	6,536	12,108	22,800	..	..	8,680	18,700	32,740
Denmark	31,858	16,691	21,876	19,103	11,617	30,635	17,830	24,139	24,050	16,090
Germany	217,099	253,717	271,674	168,857	44,420	3,72,891	4,58,316	5,33,567	4,35,329	1,60,771
Netherlands	72,938	74,370	62,421	37,623	120,964	1,32,129	1,12,498	1,22,989	95,437	1,91,729
Belgium	50,997	26,565	41,988	30,738	43,274	82,912	42,292	68,006	87,005	66,090
France	3,080	5,475	11,128	18,640	21,211	41,106	94,818	1,86,891	2,58,163	1,96,089
Spain	273	616	582	436	187	2,516	2,060	10,378	6,271	2,040
Italy (*including* Fiume)	1,830	21,640	46,227	516	12,489	20,202	58,738	1,18,138	8,479	21,738
Austria	..	..	..	10,800	..	..	..	..	15,150	..
Hungary	..	..	..	4,800	3,600	..	..	..	6,400	4,850
Czechoslovakia	..	..	..	1,188	21,624	..	..	..	1,985	31,983
Bulgaria	..	..	..	1,200	7,920	..	..	..	1,750	11,160
Roumania	960	2,880	3,648	..	..	1,400	4,200	6,060	..	..
Greece (*including* Crete)	1,920	732	960	2,424	4,022	3,170	1,060	1,500	3,580	5,935
Syria	544	4,680	5,256	5,436	2,340	700	4,060	5,364	9,500	2,508
Maskat Territory and Trucial Oman	42,297	54,846	38,024	41,093	38,348	66,650	76,824	48,600	57,857	54,987
Other Native States in Arabia	18,088	17,903	15,553	24,680	14,549	39,215	32,805	25,402	42,243	21,313
Iraq	1,963	3,200	4,166	20,661	63,391	4,540	4,256	5,225	39,078	1,00,475
Iran	2,556	1,731	7,879	4,952	5,826	4,009	2,094	9,958	6,678	8,383
Sumatra	62	..	..	1,028	24	115	..	..	3,561	15
Java	483	433	191	373	3,529	1,897	2,775	1,481	1,778	6,994
Siam	24,590	5,031	6,364	8,929	10,029	32,729	7,673	11,390	14,787	14,640
Philippines	16,444	23,824	3,640	18,248	48,406	23,002	41,603	9,680	33,840	84,016
Japan	4,341	3,137	5,286	15,219	10,096	3,62,077	2,50,794	3,18,417	4,59,870	5,07,350
China (exclusive of Hongkong and Macao)	671	447	431	167	2,912	7,765	13,023	30,252	1,735	25,340
Egypt	10,385	40,316	31,124	15,784	89,254	21,280	59,572	45,738	32,676	1,48,216
Morocco, French Protectorate	—	..	..	..	9,900	—	..	..	..	20,145
Portuguese East Africa	3,098	2,238	298	114	9,764	5,830	2,871	880	178	14,274
Italian East Africa (Somaliland and Eritrea)	204	2,270	3,264	4,310	252	895	7,920	5,658	10,181	360
French Somaliland	4,741	3,504	6,472	3,972	3,300	11,810	8,201	11,206	5,400	4,000
United States of America—										
Vid Atlantic Coast	33,642	29,468	49,204	77,136	117,026	2,01,570	3,20,595	5,79,181	4,74,883	4,24,781
„ Pacific „	264	..	..	6,686	219	1,164	..	..	13,252	438
Other Foreign Countries	311	744	2,158	1,879	4,729	486	4,280	6,247	14,166	12,270
TOTAL FOREIGN COUNTRIES	538,123	612,454	682,784	586,079	769,447	14,76,971	16,53,102	22,48,952	22,23,521	22,28,067
Share of Bengal	*384,196*	*465,275*	*485,985*	*439,178*	*529,051*	*6,01,126*	*6,80,831*	*5,99,575*	*6,71,996*	*8,40,890*
„ *Bombay*	*1,685,876*	*1,671,935*	*1,975,181*	*1,449,801*	*1,744,790*	*37,01,735*	*34,85,847*	*28,61,937*	*33,72,954*	*29,03,734*
„ *Sind*	*50,137*	*48,649*	*42,940*	*45,625*	*23,139*	*77,869*	*66,157*	*59,456*	*77,165*	*33,681*
„ *Madras*	*383,567*	*395,368*	*348,877*	*474,762*	*574,912*	*9,05,326*	*10,80,794*	*16,08,581*	*20,60,037*	*19,47,540*
„ *Burma*	*82,504*	*483,452*	*186,257*	*140,131*	*214,495*	*92,859*	*5,10,218*	*2,03,935*	*1,82,596*	*2,66,920*
TOTAL	2,586,280	3,063,079	2,338,940	2,549,471	3,085,687	58,78,915	57,23,847	55,35,881	63,04,788	69,96'605

* Separately shown from 1933-34.

No. 11—*continued*

ARTICLES, AND COUNTRIES OF FINAL DESTINATION; ALSO SHARE OF EACH PROVINCE	QUANTITY					VALUE				
	1932-33	1933-34	1934-35	1935-36	1936-37	1932-33	1933-34	1934-35	1935-36	1936-37
Oilcakes—						R	R	R	R	R
Castor cake (II. H)—	Tons	Tons	Tons	Tons	Tons					
Ceylon (*excluding* Maldives)	785	2,434	3,048	1,657	1,688	46,170	1,14,183	1,25,980	69,671	82,027
Other British Possessions	50	..	..	..	10	3,068	..	..	..	750
TOTAL BRITISH EMPIRE	835	2,434	3,048	1,657	1,698	49,238	1,14,183	1,25,980	69,671	82,777
Belgium	..	..	..	47	..	..	..	..	1,998	..
Share of Bengal	*500*	*275*	*515*	*28*	*131*	*22,062*	*6,500*	*10,740*	*560*	*3,620*
" *Bombay*	*335*	*2,089*	*1,383*	*887*	*645*	*27,175*	*1,05,594*	*63,717*	*38,322*	*23,143*
" *Madras*	..	*70*	*1,165*	*789*	*922*	*1*	*2,089*	*51,523*	*32,787*	*52,014*
TOTAL	835	2,434	3,048	1,704	1,698	49,238	1,14,183	1,25,980	71,669	82,777
Coconut cake (Punac) (II. H)—	Tons	Tons	Tons	Tons	Tons					
United Kingdom (*including* Channel Islands)	675	..	102	..	..	37,125	..	3,060	..	..
Other British Possessions	..	14	30	..	5	18	458	600	..	352
TOTAL BRITISH EMPIRE	675	14	132	..	5	37,143	458	3,660	..	352
Belgium	2,120	2,951	3,825	3,825	4,136	1,40,375	1,90,477	2,16,991	2,54,323	2,90,398
Other Foreign Countries	..	..	..	..	46	..	..	8	8	3,356
TOTAL FOREIGN COUNTRIES	2,120	2,951	3,825	3,825	4,182	1,40,375	1,90,477	2,16,999	2,54,331	2,93,754
Share of Bengal	*19*	..	*102*	..	..	*950*	..	*3,060*	..	..
" *Bombay*	..	*40*	*525*	*1,359*	*926*	..	*3,519*	*36,475*	*94,050*	*61,148*
" *Sind*	*2,101*	*2,911*	*2,300*	*2,466*	*3,256*	*1,39,425*	*1,86,958*	*1,80,524*	*1,60,281*	*2,28,606*
" *Madras*	..	*14*	*30*	..	*5*	*18*	*458*	*600*	..	*352*
" *Burma*	*675*	..	..	..	..	*37,125*	..	..	..	..
TOTAL	2,795	2,965	3,457	3,825	4,187	1,77,518	1,90,935	2,20,659	2,54,331	2,94,106
Cotton cake (II. H)—	Tons	Tons	Tons	Tons	Tons					
United Kingdom (*including* Channel Islands)	4,896	6,325	5,054	6,218	8,375	2,42,558	3,47,397	2,59,921	2,92,147	5,02,177
Irish Free State[a]	—	..	..	..	525	—	..	..	..	27,562
TOTAL BRITISH EMPIRE	4,896	6,325	5,054	6,218	8,900	2,42,558	3,47,397	2,59,921	2,92,147	5,29,739
Germany	..	..	500	..	..	..	..	22,246	..	..
Belgium	..	51	..	..	196	..	3,480	..	..	14,094
TOTAL FOREIGN COUNTRIES	..	51	500	..	196	..	3,480	22,246	..	14,094
Share of Sind	..	*51*	..	..	*246*	..	*3,480*	..	..	*18,094*
" *Burma*	*4,896*	*6,325*	*5,554*	*6,218*	*8,850*	*2,42,558*	*3,47,397*	*2,82,167*	*2,92,147*	*5,25,739*
TOTAL	4,896	6,376	5,554	6,218	9,096	2,42,558	3,50,877	2,82,167	2,92,147	5,43,833

[a] Prior to 1933-34 included in the United Kingdom.

No. 11—*continued*

ARTICLES, AND COUNTRIES OF FINAL DESTINATION; ALSO SHARE OF EACH PROVINCE	QUANTITY					VALUE				
	1932-33	1933-34	1934-35	1935-36	1936-37	1932-33	1933-34	1934-35	1935-36	1936-37
						R	R	R	R	R
Oilcakes—continued										
Groundnut cake (H. H)—	Tons	Tons	Tons	Tons	Tons					
United Kingdom (*including* Channel Islands)	43,500	110,071	171,383	147,968	153,729	27,94,961	55,69,522	90,16,970	86,78,424	1,08,71,416
Irish Free State*	—	..	..	..	900	—	..	..	..	60,480
Aden and Dependencies	..	..	221	..	..	..	..	11,825	..	..
Ceylon (*excluding* Maldives)	8,190	9,920	8,739	6,362	7,815	5,60,074	5,83,323	5,98,786	3,99,774	398,525
Straits Settlements	674	517	459	180	301	43,363	25,774	26,236	7,395	17,872
Other British Possessions	..	7	..	..	5	..	550	..	..	301
TOTAL BRITISH EMPIRE	52,064	120,515	180,802	154,460	162,750	34,88,398	61,78,170	96,45,314	90,81,593	1,13,48,594
Sweden	1,900	2,661	2,338	550	590	1,10,725	1,37,684	1,16,123	28,927	37,860
Norway	..	525	624	1,268	2,526	..	32,762	42,591	77,149	1,49,373
Denmark	..	1,119	98	600	775	..	66,692	4,752	36,960	71,164
Germany	66,303	25,404	32,446	14,808	36,617	45,46,612	15,06,636	19,99,099	9,19,233	25,82,797
Netherlands	26,269	27,498	11,292	6,325	14,768	19,33,667	19,90,172	6,93,692	4,16,866	9,29,271
Belgium	12,261	10,903	21,401	16,132	18,752	8,99,102	8,03,408	13,76,893	10,63,860	12,51,836
France	..	..	..	..	888	..	..	..	..	59,605
Italy (*including* Fiume)	..	95	278	..	..	..	6,141	17,406	..	..
Egypt	..	..	6,887	..	94	..	..	2,83,314	..	3,187
United States of America—										
Vid Atlantic Coast	..	25	5,455	25	..	..	1,375	2,20,666	1,500	..
Vid Pacific	..	1,000	..	..	..	..	38,856	..	..	..
Other Foreign Countries	29	10	49	75	..	2,017	372	2,470	4,232	..
TOTAL FOREIGN COUNTRIES	106,762	69,240	80,868	39,778	75,010	74,92,123	45,85,550	47,57,106	25,48,727	50,85,093
Share of Bengal	*148*	*1,196*	*7,395*	*4,226*	*7,722*	*8,274*	*48,817*	*2,99,307*	*2,21,843*	*4,33,018*
" Bombay	*93,971*	*114,293*	*1,49,563*	*96,706*	*113,229*	*68,38,139*	*70,81,568*	*83,45,754*	*61,59,096*	*82,11,880*
" Sind	..	..	..	..	*80*	..	..	..	..	*3,250*
" Madras	*25,595*	*30,756*	*49,512*	*38,745*	*61,550*	*19,34,291*	*16,78,154*	*30,35,696*	*24,27,269*	*42,59,424*
" Burma	*39,103*	*43,505*	*55,200*	*54,561*	*66,149*	*21,99,617*	*19,50,179*	*27,33,664*	*28,21,512*	*35,21,495*
TOTAL	158,826	189,755	261,670	194,238	287,760	1,09,80,521	1,07,58,720	1,44,05,420	1,16,30,320	1,64,33,687
Linseed cake (H. H)—	Tons	Tons	Tons	Tons	Tons					
United Kingdom (*including* Channel Islands)	55,010	39,321	33,627	69,419	47,092	40,62,980	25,88,871	23,05,322	42 47 569	32,27,856
Ceylon (*excluding* Maldives)	14	34	38	111	29	1,208	1,691	3,456	7,259	2,221
Hongkong	..	80	..	30	..	..	6,800	..	3,300	..
Other British Possessions	27	10	8	28	63	2,765	665	740	2,118	4,750
TOTAL BRITISH EMPIRE	55,051	39,445	33,673	69,588	47,184	40,66,953	25,98,031	23,09,518	42,00,241	32,34,827
Sweden	518	..	..	..	..	17,941	..	..	..	..
Germany	2,105	993	200	..	768	1,46,067	67,354	13,277	..	52,725
Netherlands	11,455	6,060	2,205	1,350	1,699	7,64,682	3,91,935	1,00,477	78,807	1,23,605
Belgium	11,487	4,105	3,610	826	543	7,88,679	3,42,162	2,67,132	54,158	40,128
France	646	241	..	..	..	45,757	16,807	..	..	..
Spain	39	..	240	10	..	3,948	..	12,000	500	..
Iraq	..	..	305	..	..	..	..	20,811	..	..
Egypt	..	..	299	..	..	..	..	20,934	..	..
United States of America—										
Vid Pacific Coast	501	..	..	..	..	31,689	..	..	..	..
TOTAL FOREIGN COUNTRIES	26,696	11,399	6,859	2,186	3,010	17,98,718	8,16,759	4,94,681	1,33,585	2,16,458

* Prior to 1933-34 included in the United Kingdom.

No. 11—*continued*

ARTICLES, AND COUNTRIES OF FINAL DESTINATION; ALSO SHARE OF EACH PROVINCE	QUANTITY					VALUE				
	1932-33	1933-34	1934-35	1935-36	1936-37	1932-33	1933-34	1934-35	1935-36	1936-37
Oilcakes—*continued*						R	R	R	R	R
Linseed cake (II. H)—continued	Tons	Tons	Tons	Tons	Tons					
Share of Bengal	*44,694*	*25,413*	*23,216*	*44,047*	*25,164*	*32,32,818*	*16,28,735*	*15,58,884*	*26,51,514*	*16,40,197*
„ *Bombay*	*37,044*	*24,080*	*13,787*	*16,588*	*13,591*	*26,32,348*	*16,94,455*	*10,04,274*	*10,46,020*	*9,33,036*
„ *Sind*	9	..	..	..	..	*600*	..	..	..	..
„ *Madras*	..	*1,351*	*3,529*	*11,139*	*11,439*	..	*91,600*	*2,40,991*	*6,96,292*	*8,28,047*
TOTAL	81,747	50,844	40,532	71,774	50,194	58,65,666	34,14,790	28,04,149	43,93,826	34,51,280
Rape and sesamum cake (II. H)—	Tons	Tons	Tons	Tons	Tons					
United Kingdom (*including* Channel Islands)	1,447	1,474	514	200	3,800	77,048	97,013	20,623	10,232	1,09,502
Ceylon (*excluding* Maldives)	12,447	10,775	13,488	12,741	12,892	9,66,770	8,01,319	11,84,781	11,65,575	10,93,017
Other British Possessions	253	11	10	..	6	1,803	400	60	..	326
TOTAL BRITISH EMPIRE	14,147	12,260	14,012	12,941	16,698	10,45,021	8,99,632	12,05,414	11,75,807	12,02,935
Germany	..	14	200	..	99	..	574	5,456	..	6,910
Netherlands	1,463	..	..	..	440	76,568	..	..	..	28,693
Spain	..	..	103	..	..	..	..	5,150	..	..
Japan	19,554	20,781	17,416	7,697	13,197	10,78,916	6,76,868	5,07,793	2,72,029	4,62,154
Other Foreign Countries	..	100	..	..	..	..	5,000	..	..	2
TOTAL FOREIGN COUNTRIES	21,017	20,895	17,719	7,697	13,736	11,55,484	6,82,442	5,78,399	2,72,029	4,97,759
Share of Bengal	*19,858*	*20,943*	*18,114*	*3,091*	*15,097*	*10,83,905*	*6,85,952*	*5,94,324*	*2,96,587*	*5,39,075*
„ *Bombay*	*108*	*108*	..	..	*557*	*7,094*	*4,856*	..	..	*34,177*
„ *Sind*	*38*	..	*1*	..	..	*1,902*	..	*58*	..	*2*
„ *Madras*	*12,402*	*11,843*	*13,495*	*12,547*	*13,746*	*9,63,589*	*8,79,941*	*11,84,698*	*11,51,249*	*11,44,298*
„ *Burma*	*2,764*	*261*	*121*	..	*1,034*	*1,44,615*	*12,215*	*4,833*	..	*73,142*
TOTAL	35,164	33,155	31,731	20,638	30,434	22,01,105	15,82,074	17,83,813	14,47,836	17,90,694
Others (II. H)—	Tons	Tons	Tons	Tons	Tons					
United Kingdom (*including* Channel Islands)	629	248	250	676	705	26,007	10,352	8,923	18,100	21,486
Ceylon (*excluding* Maldives)	392	178	434	409	703	19,618	10,004	29,205	27,633	39,070
Straits Settlements	681	535	617	577	404	42,679	21,297	28,627	23,547	22,285
Federated Malay States	203	208	232	227	246	15,091	7,505	8,475	10,206	9,906
Other British Possessions	..	..	..	1	..	..	5	..	60	..
TOTAL BRITISH EMPIRE	1,855	1,169	1,513	1,980	2,148	1,03,395	49,168	70,290	79,546	93,347
Germany	510	99	..	..	..	24,869	3,955	..	..	..
Japan	..	227	..	..	102	..	7,423	..	..	3,570
United States of America—										
Pid Atlantic Coast	..	..	133	..	..	..	..	5,764	..	..
Other Foreign Countries	78	..	20	5	1	5,806	..	686	216	14
TOTAL FOREIGN COUNTRIES	588	317	153	5	103	30,672	11,378	6,450	216	3,584

No. 11—*continued*

ARTICLES, AND COUNTRIES OF FINAL DESTINATION; ALSO SHARE OF EACH PROVINCE	QUANTITY					VALUE				
	1932-33	1933-34	1934-35	1935-36	1936-37	1932-33	1933-34	1934-35	1935-36	1936-37
						R	R	R	R	R
Oilcakes—concluded										
Others (II, H)—continued.	Tons	Tons	Tons	Tons	Tons					
Share of Bengal	*1,975*	*1,163*	*969*	*1,345*	*1,407*	*61,845*	*46,624*	*36,664*	*41,803*	*70,206*
„ *Bombay*	*1,130*	*80*	*331*	..	*3*	*56,916*	*3,955*	*15,170*	..	*261*
„ *Madras*	*16*	..	*312*	*594*	*789*	*889*	*136*	*24,625*	*15,546*	*24,461*
„ *Burma*	*322*	*233*	*4*	*46*	*52*	*14,717*	*9,327*	*275*	*2,414*	*2,001*
TOTAL	2,443	1,486	1,666	1,985	2,251	1,34,067	60,541	76,740	79,762	96, 31
Total of Oilcakes—	Tons	Tons	Tons	Tons	Tons					
United Kingdom (*including* Channel Islands)	105,907	157,595	210,910	224,470	213,701	72,43,742	86,17,000	1,16,14,819	1,32,42,472	1,48,32,527
Irish Free State*	—	..	..	..	1,425	—	..	..	..	88,042
Aden and Dependencies	..	..	221	..	..	..	..	11,325	..	..
Ceylon (*excluding* Maldives)	21,828	23,355	25,772	21,370	23,127	16,83,840	15,10,978	19,37,818	16,69,912	16,15,160
Straits Settlements	1,578	1,073	1,094	735	809	90,135	48,136	50,660	33,055	41,521
Federated Malay States	210	208	232	227	261	15,571	7,505	8,475	10,206	10,958
Hongkong	..	80	..	30	..	..	6,800	..	3,300	..
Other British Possessions	..	7	..	1	60	18	555	..	60	4,063
TOTAL BRITISH EMPIRE	129,523	182,318	238,229	246,839	239,383	90,32,306	1,01,90,980	1,36,28,097	1,49,59,005	1,65,82,571
Sweden	2,413	2,661	2,338	550	500	1,28,666	1,37,634	1,16,128	28,927	37,660
Norway	..	525	624	1,263	2,526	..	28,455	42,591	77,149	1,40,373
Denmark	..	1,119	98	600	775	..	70,999	4,752	36,960	71,164
Germany	68,918	26,501	33,346	14,808	37,484	47,17,545	15,78,521	20,40,078	9,19,283	26,42,432
Netherlands	39,231	33,619	13,497	7,675	16,953	27,76,347	24,29,500	8,54,169	4,05,733	10,84,919
Belgium	25,918	17,993	28,336	20,830	23,627	18,28,156	12,85,189	18,61,021	13,74,339	15,96,451
France	646	241	69	..	888	45,757	15,307	3,142	..	59,606
Spain	39	..	343	85	..	3,948	..	17,150	4,792	..
Italy (*including Fiume*)	..	95	278	..	..	..	6,141	17,496	..	..
Iraq	..	..	305	..	..	..	..	20,311	..	..
Japan	19,554	21,008	17,416	7,697	13,299	10,78,916	6,84,291	5,67,793	2,72,029	4,65,724
Egypt	..	100	7,186	..	94	..	5,000	3,04,248	..	3,187
United States of America—										
Vid Atlantic Coast	..	25	5,588	25	..	..	1,375	2,26,430	1,500	..
„ Pacific „	501	1,000	..	..	..	31,639	38,356	..	..	..
Other Foreign Countries	68	10	..	5	1	4,393	372	22	224	22
TOTAL FOREIGN COUNTRIES	157,183	104,697	109,424	53,538	96,237	1,06,17,867	62,81,140	60,75,831	32,19,686	61,10,737
Share of Bengal	*66,288*	*48,990*	*50,311*	*57,737*	*49,531*	*44,09,954*	*24,15,728*	*24,93,979*	*32,32,306*	*26,90,116*
„ *Bombay*	*132,582*	*140,766*	*166,019*	*115,540*	*128,951*	*95,61,672*	*88,97,430*	*94,45,296*	*73,37,488*	*93,18,366*
„ *Sind*	*2,148*	*2,911*	*2,801*	*2,466*	*3,552*	*1,41,527*	*1,86,565*	*1,80,582*	*1,60,281*	*2,53,958*
„ *Madras*	*38,013*	*44,034*	*63,042*	*63,814*	*58,451*	*28,98,586*	*26,58,379*	*45,88,032*	*43,33,743*	*63,08,597*
„ *Burma*	*47,675*	*50,324*	*60,879*	*60,820*	*65,135*	*29,36,632*	*23,19,018*	*30,30,939*	*31,16,073*	*41,22,377*
TOTAL	286,706	287,015	347,053	300,377	335,020	1,96,50,373	1,64,72,120	1,96,98,928	1,81,69,891	2,26,93,808
Opium (III, C)—	Chests= Cwts.	Chests= Cwts.	Chests= Cwts.	Chests= Cwts.	Chests= Cwts.					
TOTAL BRITISH EMPIRE	..	..	..	..	..	1,200	940	1,880	975	..

* Included in the United Kingdom prior to 1933-34.

No. 11—*continued*

ARTICLES, AND COUNTRIES OF FINAL DESTINATION; ALSO SHARE OF EACH PROVINCE	QUANTITY					VALUE				
	1932-33	1933-34	1934-35	1935-36	1936-37	1932-33	1933-34	1934-35	1935-36	1936-37
Opium (III. C)—*continued*	Chests=cwts.	Chests=cwts.	Chests=cwts.	Chests=cwts.	Chests=cwts.	R	R	R	R	R
Siam	..	1,216=1,520	..	..	..	..	48,64,000	..	..	..
French Indo-China	281=351	600=750	170=212	..	..	11,24,000	24,00,000	6,80,000	..	..
TOTAL FOREIGN COUNTRIES	281=351	1,816=2,270	170=212	..	..	11,24,000	72,64,000	6,80,000	..	..
Share of Bengal	*281=351*	*1,816=2,270*	*170=212*	..	..	*11,24,000*	*72,64,000*	*6,80,000*	..	..
„ *Bombay*	..	..	..	..	..	*1,200*	*940*	*1,350*	*975*	..
TOTAL	281=351	1,816=2,270	170=212	..	..	11,25,200	72,64,940	6,81,350	975	..
Paints and Painters' materials—										
PAINTS AND COLOURS—										
Graphite (III. E)—	Cwts.	Cwts.	Cwts.	Cwts.	Cwts.					
TOTAL BRITISH EMPIRE	1	..	..	20	..	51	8	..	400	..
Share of Bengal	..	..	..	*20*	..	..	..	..	*400*	..
„ *Madras*	*1*	..	..	..	..	*51*	..	..	..	..
„ *Burma*	..	..	..	..	..	..	*8*	..	..	..
TOTAL	1	..	..	20	..	51	8	..	400	..
Other sorts (III. E)—	Cwts.	Cwts.	Cwts.	Cwts.	Cwts.					
United Kingdom (*including* Channel Islands)	5,718	6,582	4,406	8,771	21,917	43,094	48,050	29,598	49,088	81,111
Aden and Dependencies	42	52	31	50	55	12,880	7,900	5,170	7,722	5,965
Ceylon (*excluding* Maldives)	269	1,147	2,828	3,577	3,738	5,906	31,016	68,700	70,672	67,069
Straits Settlements	671	689	1,151	1,084	812	7,922	7,157	11,733	5,181	5,052
Commonwealth of Australia	1,101	944	1,106	400	123	8,100	9,850	8,453	2,500	1,045
Other British Possessions	511	370	1,083	554	820	6,456	3,391	7,850	3,794	6,104
TOTAL BRITISH EMPIRE	8,312	9,784	10,605	14,436	27,305	84,448	1,07,364	1,31,499	1,39,857	1,66,346
Italy (*including* Fiume)	501	100	..	437	..	8,000	600	..	4,200	..
Java	939	1,124	1,006	678	752	10,699	8,078	1,051	1,307	1,787
United States of America—										
Vid Atlantic Coast	2,000	5,300	2,201	5,500	5,030	20,200	35,300	13,265	32,400	80,008
Other Foreign Countries	269	1,562	806	369	279	4,437	10,014	7,658	3,812	3,902
TOTAL FOREIGN COUNTRIES	4,309	8,086	4,013	6,984	6,061	43,336	46,992	22,874	41,719	86,597
Share of Bengal	*12,131*	*16,529*	*12,673*	*15,673*	*13,161*	*1,18,303*	*1,30,507*	*97,593*	*1,17,489*	*93,450*
„ *Bombay*	*279*	*861*	*1,771*	*1,279*	*1,292*	*6,623*	*22,464*	*55,624*	*43,527*	*42,169*
„ *Sind*	..	..	*1*	*7*	..	..	..	*5*	*37*	..
„ *Madras*	*191*	*480*	*173*	*4,337*	*13,972*	*1,655*	*3,386*	*1,152*	*20,058*	*1,17,267*
„ *Burma*	*20*	..	..	*69*	*1*	*793*	..	..	*465*	*27*
TOTAL	12,621	17,870	14,618	21,420	33,420	1,27,784	1,56,356	1,54,373	1,81,576	2,52,043
PAINTERS' MATERIALS (III. E)*—										
United Kingdom (*including* Channel Islands)	—	—	—	—	—	1,81,236	15,843	—	—	—
Ceylon (*excluding* Maldives)	—	—	—	—	—	127	10,000	—	—	—
Commonwealth of Australia	—	—	—	—	—	10,250	17,414	—	—	—
Other British Possessions	—	—	—	—	—	8,152	2,783	—	—	—
TOTAL BRITISH EMPIRE	—	—	—	—	—	2,00,765	46,040	—	—	—

* Sub-divided from 1934-35.

No. 11—*continued*

ARTICLES, AND COUNTRIES OF FINAL DESTINATION; ALSO SHARE OF EACH PROVINCE	QUANTITY					VALUE				
	1932-33	1933-34	1934-35	1935-36	1936-37	1932-33	1933-34	1934-35	1935-36	1936-37
						R	R	R	R	R
Paints and Painters' materials—*continued*										
PAINTERS' MATERIALS (III. E)*—*continued*										
Germany	—	—	—	—	—	1,11,972	10,180	—	—	—
Netherlands	—	—	—	—	—	19,090	..	—	—	—
Belgium	—	—	—	—	—	5,200	..	—	—	—
Italy (*including* Fiume)	—	—	—	—	—	80,341	48,589	—	—	—
China (*exclusive* of Hong-kong and Macão)	—	—	—	—	—	12,835	11,050	—	—	—
Other Foreign Countries	—	—	—	—	—	215	920	—	—	—
TOTAL FOREIGN COUNTRIES	—	—	—	—	—	2,29,054	70,689	—	—	—
Share of Bengal	—	—	—	—	—	*3,49,514*	*46,176*	—	—	—
,, *Bombay*	—	—	—	—	—	*1,414*	*15,488*	—	—	—
,, *Sind*	—	—	—	—	—	*76,231*	*51,487*	—	—	—
,, *Madras*	—	—	—	—	—	*114*	..	—	—	—
,, *Burma*	—	—	—	—	—	*3,146*	*2,603*	—	—	—
TOTAL	—	—	—	—	—	4,30,419	1,16,729	—	—	—
Turpentine (III. E)†—			Cwts.	Cwts.	Cwts.					
United Kingdom (*including* Channel Islands)	—	—	3,614	2,389	..	—	—	41,836	23,040	10
Ceylon (*excluding* Maldives)	—	—	482	321	602	—	—	13,778	10,417	17,882
Commonwealth of Australia	—	—	499	538	113	—	—	9,049	5,000	1,030
Other British Possessions	—	—	161	256	327	—	—	2,882	3,938	4,689
TOTAL BRITISH EMPIRE	—	—	4,756	3,504	1,042	—	—	67,545	42,395	23,611
Germany	—	—	798	1,514	898	—	—	15,702	20,676	11,216
Italy (*including* Fiume)	—	—	7,280	11,081	..	—	—	91,432	1,39,563	5
China (*exclusive* of Hong-kong and Macão)	—	—	259	177	187	—	—	7,093	5,036	5,980
Other Foreign Countries	—	—	9	..	134	—	—	260	..	1,345
TOTAL FOREIGN COUNTRIES	—	—	8,346	12,772	1,219	—	—	1,14,487	1,65,275	18,546
Share of Bengal	—	—	*11,548*	*12,592*	1,139	—	—	*1,43,596*	*1,20,934*	*12,081*
,, *Bombay*	—	—	*7*	..	5	—	—	*209*	..	*145*
,, *Sind*	—	—	*1,387*	*3,454*	941	—	—	*35,419*	*83,092*	*27,246*
,, *Burma*	—	—	*160*	*230*	176	—	—	*2,817*	*3,044*	*2,745*
TOTAL	—	—	13,102	16,276	2,261	—	—	1,82,032	2,07,670	42,157
Other sorts (III. E)†—										
United Kingdom (*including* Channel Islands)	—	—	—	—	—	—	—	17,856	21,268	11,812
Other British Possessions	—	—	—	—	—	—	—	5,376	155	824
TOTAL BRITISH EMPIRE	—	—	—	—	—	—	—	23,232	21,423	12,636
Italy (*including* Fiume)	—	—	—	—	—	—	—	..	6,720	..
Other Foreign Countries	—	—	—	—	—	—	—	847	42	262
TOTAL FOREIGN COUNTRIES	—	—	—	—	—	—	—	847	6,762	262

* Sub-divided from 1934-35.
† Separately recorded from 1934-35.

No. 11—*continued*

ARTICLES, AND COUNTRIES OF FINAL DESTINATION; ALSO SHARE OF EACH PROVINCE	QUANTITY					VALUE				
	1932-33	1933-34	1934-35	1935-36	1936-37	1932-33	1933-34	1934-35	1935-36	1936-37
Paints and Painters' materials—*concluded*						R	R	R	R	R
PAINTERS' MATERIALS (III. E)*—*concluded*										
Other sorts (III. E)†—*continued*										
Share of Bengal	—	—	—	—	—	—	—	*2,705*	*6,765*	*703*
" *Bombay*	—	—	—	—	—	—	—	*21,284*	*21,360*	*12,174*
" *Burma*	—	—	—	—	—	—	—	*90*	*70*	*21*
TOTAL	—	—	—	—	—	—	—	24,079	28,185	12,898
Total of Paints and Painters' materials	—	—	—	—	—	5,58,254	2,78,093	3,60,484	4,17,831	3,07,998
Paper and Pasteboard—										
Paper—										
Printing paper (III. M)—	Cwts.	Cwts.	Cwts.	Cwts.	Cwts.					
Ceylon (*excluding* Maldives)	330	610	447	134	187	13,921	24,464	16,888	5,066	7,823
Other British Possessions	24	29	6	5	10	1,084	1,127	120	145	500
TOTAL BRITISH EMPIRE	354	639	453	139	197	15,005	25,591	16,958	5,811	8,323
Java	118	8	..	..	..	5,074	337	..	..	..
Other Foreign Countries	..	22	2	..	6	..	583	50	..	263
TOTAL FOREIGN COUNTRIES	118	30	2	..	6	5,074	920	50	..	263
Share of Bengal	*452*	*667*	*447*	*134*	*193*	*19,182*	*26,409*	*16,858*	*5,666*	*8,059*
" *Bombay*	..	*2*	*3*	*5*	*5*	..	*50*	*150*	*145*	*325*
" *Madras*	*20*	..	..	..	*5*	*897*	*62*	..	..	*200*
TOTAL	472	669	455	139	203	20,079	26,511	19,008	5,811	8,584
Other kinds of paper (including *paper manufactures*) (*III. M*)—	Cwts.	Cwts.	Cwts.	Cwts.	Cwts.					
Ceylon (*excluding* Maldives)	6	34	76	187	172	496	1,952	2,007	4,617	5,099
Zanzibar and Pemba	178	254	221	353	329	6,185	6,395	4,782	7,065	6,849
Other British Possessions	65	82	107	83	108	2,580	2,792	4,730	3,267	2,462
TOTAL BRITISH EMPIRE	244	370	404	623	609	9,261	11,139	11,519	14,949	14,390
TOTAL FOREIGN COUNTRIES	91	98	180	80	11	2,300	2,775	1,943	2,020	660
Share of Bengal	..	*31*	*170*	*93*	*62*	..	*1,916*	*2,564*	*2,171*	*2,729*
" *Bombay*	*329*	*423*	*337*	*512*	*511*	*11,375*	*11,258*	*9,134*	*11,910*	*10,504*
" *Madras*	*3*	*8*	*34*	*37*	*45*	*186*	*590*	*1,499*	*2,327*	*1,681*
" *Burma*	..	*6*	*3*	*11*	*2*	..	*150*	*275*	*570*	*136*
TOTAL	335	468	584	703	620	11,561	13,914	13,462	16,978	15,050
Pasteboard, millboard and cardboard of all kinds (III. M)—	Cwts.	Cwts.	Cwts.	Cwts.	Cwts.					
United Kingdom (*including* Channel Islands)	..	12	15	48	178	..	475	693	2,270	8,764
Other British Possessions	1	25	83	100	130	40	961	3,561	3,964	4,978
TOTAL BRITISH EMPIRE	1	37	98	148	308	40	1,436	4,254	6,234	13,742
TOTAL FOREIGN COUNTRIES	..	..	1	..	..	..	..	50	..	..

*Sub-divided from 1934-35.
†Separately recorded from 1934-35.

No. 11—*continued*

ARTICLES, AND COUNTRIES OF FINAL DESTINATION; ALSO SHARE OF EACH PROVINCE	QUANTITY					VALUE				
	1932-33	1933-34	1934-35	1935-36	1936-37	1932-33	1933-34	1934-35	1935-36	1936-37
Paper and Pasteboard —*continued*						R	R	R	R	R
Pasteboard millboard and cardboard of all kinds (III. M)—continued	Cwts.	Cwts.	Cwts.	Cwts.	Cwts.					
Share of Bengal	..	*3*	*15*	*38*	*154*	..	*347*	*507*	*1,644*	*6,990*
„ *Bombay*	..	*5*	*5*	*14*	*42*	..	*148*	*350*	*172*	*2,280*
„ *Madras*	*1*	*24*	*79*	*91*	*112*	*40*	*941*	*3,547*	*4,418*	*4,472*
TOTAL	1	37	99	143	308	40	1,436	4,304	6,234	13,742
Total of Paper and Pasteboard	—	—	—	—	—	31,080	41,861	36,774	29,023	37,376
Paper-making materials (II. I)—	Cwts.	Cwts.	Cwts.	Cwts.	Cwts.					
United Kingdom (*including* Channel Islands)	2,277	8,717	4,858	9,363	12,909	27,724	80,710	88,630	1,42,542	1,90,398
Other British Possessions	10	5	..	14	7	100	50	..	220	140
TOTAL BRITISH EMPIRE	2,287	8,722	4,858	9,377	12,916	27,824	80,760	88,630	1,42,762	1,90,538
Sweden	..	314	373	28	162	..	3,727	5,160	240	1,575
Germany	1,321	498	44	852	1,359	15,772	6,240	750	8,010	15,690
Spain	740	89	200	..	..	10,600	625	1,200	..	..
Italy (*including* Fiume)	..	1,590	1,979	1,328	1,223	..	19,947	24,087	26,050	9,825
United States of America—										
Vid Atlantic Coast	12,446	8,265	2,751	13,631	30,638	1,21,086	91,980	18,754	99,898	2,42,146
Other Foreign Countries	318	380	155	677	683	1,327	3,860	1,920	5,877	8,423
TOTAL FOREIGN COUNTRIES	14,825	11,136	5,502	16,516	34,065	1,48,785	1,26,379	52,771	1,40,075	2,77,659
Share of Bengal	*1,068*	*2,152*	*359*	*1,669*	*6,869*	*12,080*	*2,005*	*3,290*	*8,739*	*49,040*
„ *Bombay*	*16,044*	*16,696*	*19,001*	*24,224*	*40,112*	*1,64,529*	*2,05,134*	*1,38,111*	*2,74,098*	*4,18,557*
TOTAL	17,112	19,852	19,360	25,893	46,981	1,76,609	2,07,139	1,41,401	2,82,837	4,68,197
Paraffin wax (III. U)—	Tons	Tons	Tons	Tons	Tons					
United Kingdom (*including* Channel Islands)	8,143	12,640	10,874	19,316	16,926	36,67,880	54,69,582	40,88,009	62,09,758	71,71,867
Cyprus	32	43	59	87	42	18,050	18,435	25,014	36,906	18,323
Palestine	..	..	..	13	6	..	..	..	5,460	2,520
Aden and dependencies	..	..	..	..	49	..	..	..	..	20,668
Ceylon (*excluding* Maldives)	29	209	54	84	107	12,023	87,113	21,152	35,006	44,902
Straits Settlements	99	64	57	65	73	41,555	27,824	23,729	23,166	30,425
Federated Malay States	38	54	101	53	65	15,512	22,624	43,206	22,384	27,220
Union of South Africa	2,457	2,534	2,824	2,672	2,837	11,72,149	10,65,234	9,40,075	11,08,000	11,88,633
Canada—										
Vid Atlantic Coast	1,100	1,854	1,975	1,500	2,145	4,62,000	7,78,480	8,29,500	6,30,000	8,90,500
„ Pacific	260	260	24	125	318	1,09,200	1,08,786	10,080	52,500	1,33,560
Commonwealth of Australia	344	357	395	592	706	1,46,580	1,51,880	1,66,460	2,12,030	2,97,360
New Zealand	17	45	107	9	38	7,350	18,900	44,940	3,780	11,760
Other British Possessions	4	9	7	21	8	1,680	3,780	2,940	8,820	3,360
TOTAL BRITISH EMPIRE	12,523	18,068	15,977	24,447	23,310	56,49,588	77,52,032	67,90,105	1,03,52,810	98,49,607

No. 11—*continued*

ARTICLES, AND COUNTRIES OF FINAL DESTINATION; ALSO SHARE OF EACH PROVINCE	QUANTITY					VALUE				
	1932-33	1933-34	1934-35	1935-36	1936-37	1932-33	1933-34	1934-35	1935-36	1936-37
						R	R	R	R	R
Paraffin wax (III. U)—*continued*	Tons	Tons	Tons	Tons	Tons					
Sweden	..	50	..	..	..	..	21,000	..	..	..
Germany	1,415	5,048	435	325	25	5,97,100	21,23,592	1,24,450	1,36,500	10,500
Netherlands	5,543	6,894	3,807	5,634	3,773	23,74,304	28,95,317	16,36,883	23,98,527	15,95,713
Belgium	4,214	4,320	3,235	3,232	2,374	18,04,250	18,53,273	13,64,834	13,67,141	9,95,418
France	579	495	70	156	147	2,43,257	2,07,900	29,400	65,780	61,460
Italy (*including* Fiume)	4,465	4,730	5,043	1,559	860	18,75,300	19,24,876	18,69,651	6,20,440	3,61,805
Syria	..	..	..	12	7	..	..	..	5,092	2,940
Siam	..	..	..	15	62	..	..	..	6,300	26,250
Japan	1,405		30	85	285	6,55,900	..	10,500	30,450	1,14,270
China (*exclusive* of Hongkong and Macão)	3,050	1,140	2,180	1,950	2,018	14,51,246	4,78,800	8,73,600	8,19,000	8,46,779
Egypt	..	40	71	138	161	..	17,961	28,525	57,610	66,710
Morocco, French Protectorate*	—	..	..	..	600	—	..	..	..	2,52,000
Portuguese East Africa	4,536	4,350	4,798	4,530	4,709	23,68,030	18,22,364	19,03,243	18,93,876	19,77,501
United States of America—Fid Atlantic Coast	2,500	5,414	2,661	1,050	815	10,50,000	22,67,180	12,01,462	4,42,680	3,42,300
„ Pacific „	550	174	48	100	80	2,31,000	78,080	20,160	42,000	33,600
Mexico	3,229	650	4,600	3,550	1,650	13,56,574	2,73,000	19,32,000	15,01,500	6,93,000
Columbia	..	1,814	1,414	2,528	3,878	..	7,62,300	5,94,300	10,76,512	16,29,548
Argentine Republic (*including* the Atlantic Coast of Patagonia)	820	590	462	..	..	3,44,400	2,47,800	1,94,250	..	..
Chile (*including* the Pacific Coast of Patagonia)	394	406	1,327	4,750	1,750	1,81,510	1,70,730	5,57,340	19,70,500	7,35,000
Other Foreign Countries	10	..	5	..	12	5,250	40	2,100	62	5,100
TOTAL FOREIGN COUNTRIES	32,710	36,115	30,476	29,559	23,206	1,45,38,121	1,51,30,213	1,24,02,708	1,24,33,920	97,49,403
Share of Bengal	*11,401*	*5,598*	*7,436*	*3,513*	*2,358*	*59,75,461*	*24,31,574*	*28,51,659*	*15,21,061*	*12,61,606*
„ *Bombay*	..	..	..	..	..	..	*40*	..	*62*	..
„ *Madras*	..	..	..	..	..	..	*5*	..	*80*	..
„ *Burma*	*33,832*	*48,585*	*39,017*	*50,493*	*43,658*	*1,42,12,248*	*2,04,09,626*	*1,63,41,154*	*2,12,65,527*	*1,83,37,404*
TOTAL	45,233	54,183	46,453	54,006	46,016	2,01,87,709	2,28,91,245	1,91,92,813	2,27,86,730	1,95,99,010
Perfumery (*not being* perfumed spirits) *including* musk (III. U)—										
United Kingdom (*including* Channel Islands)	—	—	—	—	—	1,378	270	1,964	775	5,455
Aden and Dependencies	—	—	—	—	—	10,726	7,771	5,843	4,892	11,570
Ceylon (*excluding* Maldives)	—	—	—	—	—	29,420	93,941	38,309	35,499	34,370
Straits Settlements	—	—	—	—	—	35,798	33,764	64,904	37,946	40,431
Federated Malay States	—	—	—	—	—	3,995	4,434	7,881	10,044	8,831
Hongkong	—	—	—	—	—	4,249	2,438	3,311	8,708	10,545
Union of South Africa	—	—	—	—	—	7,089	5,897	6,533	10,538	8,431
Kenya Colony	—	—	—	—	—	3,367	5,515	7,949	7,485	7,140
Mauritius and Dependencies	—	—	—	—	—	5,249	2,285	3,206	5,047	4,288
Other British Possessions	—	—	—	—	—	7,005	8,054	7,801	8,484	13,249
TOTAL BRITISH EMPIRE	—	—	—	—	—	1,08,226	1,04,369	1,47,701	1,29,418	1,44,819
France	—	—	—	—	—	1,000	4,450	579	27,628	..
Iraq	—	—	—	—	—	2,300	1,660	1,032	3,011	10,280
Java	—	—	—	—	—	2,885	7,198	2,107	330	245
French Indo-China	—	—	—	—	—	6,121	6,800	8,150	9,691	7,183

*Separately shown from 1933-34

No. 11—*continued*

ARTICLES, AND COUNTRIES OF FINAL DESTINATION; ALSO SHARE OF EACH PROVINCE	Quantity					Value				
	1932-33	1933-34	1934-35	1935-36	1936-37	1932-33	1933-34	1934-35	1935-36	1936-37
Perfumery (not being perfumed Spirits) including musk (III. U)—*continued*						R	R	R	R	R
Portuguese East Africa	—	—	—	—	—	2,708	5,170	2,795	8,271	9,647
United States of America—*Via* Atlantic Coast	—	—	—	—	—	438	5,920	31,078	110	330
„ Pacific „	—	—	—	—	—	100	..	218	50	..
Other Foreign Countries	—	—	—	—	—	17,007	11,879	19,679	18,897	12,894
TOTAL FOREIGN COUNTRIES	—	—	—	—	—	32,649	43,077	65,038	67,488	40,579
Share of Bengal	—	—	—	—	—	*24,383*	*37,332*	*41,876*	*25,092*	*27,257*
„ *Bombay*	—	—	—	—	—	*53,585*	*50,767*	*48,961*	*94,930*	*81,358*
„ *Sind*	—	—	—	—	—	*940*	*895*	*901*	*659*	*611*
„ *Madras*	—	—	—	—	—	*57,067*	*1,18,399*	*1,23,301*	*76,220*	*44,663*
„ *Burma*	—	—	—	—	—	..	..	..	..	*600*
TOTAL	—	—	—	—	—	1,40,975	2,07,386	2,13,389	1,96,901	1,84,889
Plants, living (including Bulbs) (II. S)—										
United Kingdom (*including* Channel Islands)	—	—	—	—	—	2,925	5,115	1,872	10,326	8,059
Other British Possessions	—	—	—	—	—	6,163	5,286	5,455	10,240	9,782
TOTAL BRITISH EMPIRE	—	—	—	—	—	9,088	10,401	7,327	20,566	17,841
France	—	—	—	—	—	6,140	17,165	23,677	24,456	7,110
United States of America—*Via* Atlantic Coast	—	—	—	—	—	..	368	7,231	36,316	1,44,104
„ Pacific „	—	—	—	—	—	..	..	..	3,321	868
Other Foreign Countries	—	—	—	—	—	3,628	5,046	3,345	4,002	4,798
TOTAL FOREIGN COUNTRIES	—	—	—	—	—	9,768	22,579	33,253	68,105	1,56,870
Share of Bengal	—	—	—	—	—	*3,084*	*4,435*	*1,766*	*4,234*	*5,551*
„ *Bombay*	—	—	—	—	—	*3,135*	*1,637*	*1,807*	*2,055*	*4,396*
„ *Sind*	—	—	—	—	—	*6,110*	*13,409*	*35,297*	*69,537*	*1,61,152*
„ *Madras*	—	—	—	—	—	*1,574*	*999*	*1,390*	*879*	*1,231*
„ *Burma*	—	—	—	—	—	*5,903*	*7,500*	*5,330*	*11,966*	*18,289*
TOTAL	—	—	—	—	—	18,856	32,980	45,580	88,671	1,74,711
Precious stones and Pearls, unset (II. B)—										
United Kingdom (*including* Channel Islands)	—	—	—	—	—	..	70	1,634	61,616	..
Other British Possessions	—	—	—	—	—	..	510	120	..	..
TOTAL BRITISH EMPIRE	—	—	—	—	—	..	580	1,754	61,616	..
TOTAL FOREIGN COUNTRIES	—	—	—	—	—	3,928	360	550	5,100	..
Share of Bombay	—	—	—	—	—	*3,928*	*540*	*670*	*3,400*	..
„ *Sind*	—	—	—	—	—	..	*330*	..	..	..
„ *Madras*	—	—	—	—	—	..	*70*	..	..	..
„ *Burma*	—	—	—	—	—	..	..	*1,634*	*58,316*	..
TOTAL	—	—	—	—	—	3,928	940	2,304	66,716	..
Printing and Lithographing materials (*excluding* paper) (III. U)—										
Ceylon (*excluding* Maldives)	—	—	—	—	—	9,341	15,168	16,389	13,574	19,044
Straits Settlements	—	—	—	—	—	5,047	3,020	7,498	11,881	8,445
Kenya Colony	—	—	—	—	—	2,655	6,700	2,225	825	200
Other British Possessions	—	—	—	—	—	1,945	3,087	6,652	5,268	9,087
TOTAL BRITISH EMPIRE	—	—	—	—	—	18,988	28,875	32,714	31,498	36,776

No. 11—*continued*

ARTICLES, AND COUNTRIES OF FINAL DESTINATION; ALSO SHARE OF EACH PROVINCE	Quantity					Value				
	1932-33	1933-34	1934-35	1935-36	1936-37	1932-33	1933-34	1934-35	1935-36	1936-37
Printing and Lithographing materials (*excluding paper*) (III. U)—*continued*						R	R	R	R	R
Germany	—	—	—	—	—	20,668	250	..	..	..
Other Foreign Countries	—	—	—	—	—	1,030	350	560	875	250
TOTAL FOREIGN COUNTRIES	—	—	—	—	—	21,698	600	560	875	250
Share of Bengal	—	—	—	—	—	*24,158*	*1,150*	*290*	*1,100*	*6,699*
„ *Bombay*	—	—	—	—	—	*3,045*	*8,809*	*4,857*	*2,605*	*3,881*
„ *Madras*	—	—	—	—	—	*13,473*	*19,516*	*28,127*	*28,668*	*26,434*
„ *Burma*	—	—	—	—	—	..	..	..	..	*12*
TOTAL	—	—	—	—	—	40,681	29,475	33,274	32,373	37,026
Provisions and Oilman's stores—										
Riche-de-mer (*I. E*)—	Lbs.	Lbs.	Lbs.	Lbs.	Lbs.					
Straits Settlements	31,320	35,462	30,511	14,131	39,201	4,805	7,855	2,575	1,935	3,605
Share of Madras	*4,704*	*8,402*	..	*150*	..	*2,580*	*5,990*	..	*25*	..
„ *Burma*	*26,616*	*27,060*	*30,511*	*13,981*	*39,201*	*2,225*	*1,865*	*2,575*	*1,910*	*3,605*
TOTAL	31,320	35,462	30,511	14,131	39,201	4,805	7,855	2,575	1,935	3,605
Butter (*I. E*)—	Cwts.	Cwts.	Cwts.	Cwts.	Cwts.					
Aden and Dependencies	87	61	132	113	69	9,600	5,055	12,812	11,961	7,126
Ceylon (*excluding* Maldives)	1,095	726	686	692	889	1,07,583	66,537	49,107	49,491	69,886
Zanzibar and Pemba	137	81	137	85	62	14,650	7,840	12,325	8,395	7,095
Tanganyika Territory	368	457	393	525	295	39,761	43,820	36,905	49,793	28,920
Anglo-Egyptian Sudan	97	91	105	104	137	10,429	9,049	10,898	11,045	13,843
Other British Possessions	89	94	83	48	79	8,591	8,920	7,392	8,985	7,630
TOTAL BRITISH EMPIRE	1,873	1,510	1,486	1,567	1,531	1,90,614	1,42,171	1,30,489	1,84,670	1,84,500
Belgium	..	77	119	406	188	..	7,201	11,463	38,091	18,305
Iran	106	118	6	..	1	7,801	6,981	357	..	90
Portuguese East Africa	49	37	43	23	7	5,610	4,205	4,875	2 100	800
Italian East Africa (Somaliland and Eritrea)	..	70	177	263	..	..	7,255	18,840	26,540	..
French Somaliland	93	61	45	7	62	9,486	5,945	4,346	570	5,748
Other Foreign Countries	120	38	22	23	37	13,362	3,678	2,145	2,407	3,830
TOTAL FOREIGN COUNTRIES	368	401	413	722	245	35,759	35,265	41,526	69,708	23,773
Share of Bengal	*3*	..	*5*	..	..	*178*	*65*	*354*	*55*	..
„ *Bombay*	*2,233*	*1,911*	*1,366*	*2,280*	*1,775*	*2,25,851*	*1,77,371*	*1,71,506*	*2,03,831*	*1,68,223*
„ *Madras*	*5*	..	*27*	*9*	*1*	*337*	..	*105*	*442*	*50*
TOTAL	2,241	1,911	1,898	2,289	1,776	2,26,378	1,77,436	1,71,965	2,04,378	1,68,273
Cheese (*I. E*)—	Cwts.	Cwts.	Cwts.	Cwts.	Cwts.					
TOTAL BRITISH EMPIRE	31	24	26	16	11	2,490	1,745	2,265	1,070	705
TOTAL FOREIGN COUNTRIES	8	5	8	15	4	280	485	280	1,531	216

No. 11—*continued*

ARTICLES, AND COUNTRIES OF FINAL DESTINATION; ALSO SHARE OF EACH PROVINCE	QUANTITY					VALUE				
	1932-33	1933-34	1934-35	1935-36	1936-37	1932-33	1933-34	1934-35	1935-36	1936-37
Provisions and Oilman's stores—*continued*						R	R	R	R	R
Cheese (*I. E*)—continued	Cwts.	Cwts.	Cwts.	Cwts.	Cwts.					
Share of Bengal	*34*	*28*	*29*	*28*	*15*	*2,770*	*2,145*	*2,495*	*2,431*	*921*
" *Madras*	..	*1*	..	..	..	..	*35*	..	..	..
" *Burma*	..	..	..	*3*	..	..	..	..	*170*	..
TOTAL	34	29	29	31	15	2,770	2,180	2,495	2,601	921
Confectionery (I. E.)—	Cwts.	Cwts.	Cwts.	Cwts.	Cwts.					
United Kingdom (*including* Channel Islands)	..	1	17	3	1,382	188	80	408	324	20,119
Ceylon (*excluding* Maldives)	76	30	164	224	133	5,396	1,473	4,320	6,574	4,523
Kenya Colony	..	15	91	112	117	..	1,038	7,420	8,835	6,044
Other British Possessions	67	58	110	109	205	3,769	3,516	5,026	5,054	8,363
TOTAL BRITISH EMPIRE	143	104	382	448	1,837	9,348	6,107	17,069	20,787	48,054
United States of America—										
Via Atlantic Coast	..	2	..	1	293	..	140	..	30	10,030
Other Foreign Countries	99	161	95	64	141	4,312	4,917	3,574	2,699	4,989
TOTAL FOREIGN COUNTRIES	99	163	95	65	439	4,312	5,057	3,574	2,729	14,978
Share of Bengal	*16*	..	*30*	..	*1*	*884*	..	*1,300*	..	*52*
" *Bombay*	*176*	*96*	*347*	*441*	*2,175*	*11,976*	*6,997*	*18,307*	*21,021*	*59,322*
" *Sind*	*21*	*139*	*53*	*36*	*17*	*507*	*2,692*	*1,256*	*903*	*456*
" *Madras*	*19*	*32*	*42*	*36*	*33*	*793*	*1,565*	*1,780*	*1,587*	*2,535*
TOTAL	242	267	477	513	2,276	13,660	11,164	20,643	23,516	63,032
***Ghi* (*I. E*)—**	Cwts.	Cwts.	Cwts.	Cwts.	Cwts.					
United Kingdom (*including* Channel Islands)	1,360	1,100	1,094	1,187	1,011	90,678	73,141	72,855	85,640	73,027
Aden and Dependencies	519	424	477	465	418	45,023	27,425	36,985	34,789	29,806
Maldives	74	35	55	2	60	5,550	2,600	3,437	116	3,498
Ceylon (*excluding* Maldives)	1,647	2,099	1,582	1,474	1,592	96,669	93,183	84,220	86,160	90,604
Straits Settlements	11,091	10,055	12,107	12,556	12,402	8,18,305	6,10,660	6,90,592	7,72,746	8,03,470
Federated Malay States	1,872	2,329	2,600	2,466	2,965	1,31,462	1,09,877	1,30,498	1,34,048	1,54,522
Hongkong	1,387	1,002	2,110	1,486	1,861	97,156	76,721	1,08,841	90,651	1,14,043
Union of South Africa	340	396	354	318	318	27,571	25,848	25,525	23,756	24,625
Zanzibar and Pemba	70	81	72	32	46	6,584	5,830	6,315	2,550	3,780
Kenya Colony	52	30	9	13	7	5,005	2,274	810	850	650
Tanganyika Territory	31	51	69	..	37	2,680	4,670	5,620	..	2,900
Mauritius and Dependencies	546	1,785	1,768	698	1,523	45,301	1,05,149	1,17,065	48,552	95,897
British West India Islands (*excluding* Bahamas)	347	822	471	461	502	20,781	39,668	25,894	21,483	25,844
British Guiana	125	287	388	147	308	6,605	9,660	16,485	8,282	18,257
Other British Possessions	62	88	53	65	175	5,325	9,635	5,110	5,215	11,530
TOTAL BRITISH EMPIRE	19,523	22,034	23,204	21,365	24,415	14,10,785	11,96,342	13,25,253	13,14,833	14,46,908
Java	659	472	490	454	447	49,048	25,500	30,179	30,732	27,492
Siam	883	804	852	915	772	63,817	40,526	44,050	50,153	48,136

No. 11—*continued*

ARTICLES, AND COUNTRIES OF FINAL DESTINATION; ALSO SHARE OF EACH PROVINCE	QUANTITY					VALUE				
	1932-33	1933-34	1934-35	1935-36	1936-37	1932-33	1933-34	1934-35	1935-36	1936-37
Provisions and Oilman's stores—*continued*						R	R	R	R	R
Ghi (I. E)—continued	Cwts.	Cwts.	Cwts.	Cwts.	Cwts.					
Philippines	49	65	55	109	49	3,339	2,730	2,120	6,284	2,330
China (exclusive of Hongkong and Macão)	171	542	347	676	708	11,152	20,402	18,728	44,705	47,703
Japan	75	92	152	159	150	6,415	6,804	10,232	10,192	12,005
Egypt	123	56	120	48	..	10,020	3,950	8,250	3,280	..
Portuguese East Africa	178	276	183	285	254	20,778	23,506	17,523	21,162	22,550
Other Foreign Countries	176	77	106	60	109	14,014	5,167	6,706	4,643	7,568
TOTAL FOREIGN COUNTRIES	2,314	2,384	2,322	2,665	2,583	1,79,543	1,34,735	1,38,748	1,77,241	1,68,344
Share of Bengal	*14,894*	*17,641*	*19,375*	*18,527*	*21,110*	*10,69,915*	*9,21,405*	*10,64,649*	*11,27,330*	*12,33,037*
,, *Bombay*	*2,168*	*2,229*	*2,119*	*2,107*	*2,093*	*2,08,941*	*1,77,979*	*1,77,974*	*1,76,506*	*1,76,452*
,, *Sind*	*165*	*189*	*247*	*145*	*114*	*11,161*	*10,639*	*13,888*	*9,105*	*7,540*
,, *Madras*	*4,576*	*4,353*	*3,775*	*3,247*	*3,673*	*2,07,388*	*2,20,519*	*2,06,760*	*1,78,721*	*1,97,471*
,, *Burma*	*34*	*6*	*10*	*4*	*9*	*2,920*	*485*	*710*	*362*	*757*
TOTAL	21,887	24,413	25,526	24,030	26,998	15,90,328	13,31,077	14,64,001	14,92,074	16,15,247
Lard (I. E)—	Cwts.	Cwts.	Cwts.	Cwts.	Cwts.					
Straits Settlements	..	..	16	..	..	..	..	150	..	..
Share of Burma	..	..	*16*	..	..	..	..	*150*	..	..
Pickles, chutnies and condiments (I. E)—	Cwts.	Cwts.	Cwts.	Cwts.	Cwts.					
United Kingdom (*including* Channel Islands)	16,665	17,580	14,889	12,382	9,927	5,10,834	4,85,421	3,69,699	2,78,017	2,08,573
Ceylon (*excluding* Maldives)	319	267	372	302	252	8,859	8,144	8,817	8,641	6,106
Straits Settlements	586	665	641	711	716	2,048	19,260	16,778	15,695	17,276
Federated Malay States	127	74	110	179	142	635	2,284	3,140	6,048	3,483
Hongkong	454	336	366	470	334	20,426	13,404	11,177	13,286	9,178
Union of South Africa	88	162	82	70	81	7,032	6,883	3,447	2,500	3,067
Kenya Colony	227	246	279	272	161	10,205	9,239	10,970	12,995	6,175
Mauritus and Dependencies	453	..	..	..	..	37,170	..	..	..	..
Canada—										
Via Atlantic Coast	47	57	106	117	116	2,445	1,996	3,500	3,800	3,341
,, Pacific ,,	159	111	121	251	188	6,220	3,378	3,716	6,558	5,567
Commonwealth of Australia	2,055	1,682	966	20	55	1,18,698	1,14,127	54,362	785	2,110
New Zealand	150	161	177	164	178	8,362	7,387	7,061	4,583	3,966
Other British Possessions	284	296	178	216	203	10,617	9,875	6,234	7,145	8,690
TOTAL BRITISH EMPIRE	21,614	21,587	18,237	15,154	12,488	7,66,451	6,81,398	4,98,901	3,60,062	2,77,543
									Nil.	
Iraq	1,422	1,618	1,359	2,273	2,039	25,936	27,882	25,078	31,096	22,544
Java	340	201	220	194	254	14,768	7,670	7,390	5,663	7,381
Japan	254	92	99	109	136	9,987	5,471	2,846	3,537	4,295
China (exclusive of Hongkong and Macão)	520	521	568	384	366	15,840	23,215	21,069	14,337	12,691

No. 11—*continued*

ARTICLES, AND COUNTRIES OF FINAL DESTINATION; ALSO SHARE OF EACH PROVINCE	QUANTITY					VALUE				
	1933-33	1933-34	1934-35	1935-36	1936-37	1933-33	1933-34	1934-35	1935-36	1936-37
						R	R	R	R	R
Provisions and Oilman's stores—continued										
Pickles, chutnies, and condiments (I. E)—continued	Cwts.	Cwts.	Cwts.	Cwts.	Cwts.					
United States of America—										
Vid Atlantic Coast	257	1,700	1,666	1,789	775	7,810	50,854	66,122	61,137	25,069
„ Pacific „	189	352	146	256	290	8,805	13,102	5,229	8,066	8,052
Other Foreign Countries	549	400	370	489	415	20,905	13,852	10,587	11,900	10,915
TOTAL FOREIGN COUNTRIES	3,531	4,927	4,422	5,444	4,275	1,03,501	1,41,642	1,38,321	1,35,805	91,447
Share of Bengal	*7,868*	*7,779*	*7,412*	*8,487*	*9,650*	*3,26,635*	*2,55,240*	*2,13,254*	*2,20,247*	*2,13,700*
„ *Bombay*	*11,830*	*13,735*	*11,865*	*11,852*	*6,855*	*2,82,480*	*3,05,411*	*2,73,573*	*2,66,632*	*1,47,835*
„ *Sind*	*20*	*18*	*18*	*39*	*26*	*363*	*192*	*204*	*698*	*392*
„ *Madras*	*5,422*	*4,982*	*3,552*	*214*	*169*	*2,90,103*	*2,62,186*	*1,49,662*	*7,891*	*6,256*
„ *Burma*	*5*	..	*12*	*6*	*13*	*371*	*33*	*739*	*349*	*709*
TOTAL	25,145	26,514	22,659	20,598	16,713	8,69,952	8,23,040	6,37,222	4,95,867	3,68,990
Other sorts of provisions (I. E)—	Cwts.	Cwts.	Cwts.	Cwts.	Cwts.					
United Kingdom (*including* Channel Islands)	657	45	2,084	3,669	5,034	39,776	35,135	72,368	1,55,982	1,84,138
Bahrein Islands	73	104	240	98	149	1,297	2,517	5,674	2,537	4,704
Ceylon (*excluding* Maldives)	12,918	10,406	4,695	2,046	2,821	2,62,501	2,02,400	99,386	35,861	43,555
Straits Settlements	1,021	1,792	3,097	2,364	2,457	62,305	60,847	87,621	53,067	63,790
Federated Malay States	123	248	201	192	285	4,567	10,344	8,810	4,812	7,186
Hongkong	105	76	74	52	116	4,665	3,816	1,526	1,238	3,483
Union of South Africa	61	202	136	274	230	1,349	4,322	4,306	5,261	4,785
Zanzibar and Pemba	394	207	203	85	267	11,600	4,238	4,768	1,915	4,981
Kenya Colony	429	519	533	559	706	15,973	20,725	20,705	24,049	29,631
Tanganyika Territory	398	110	141	109	216	8,699	2,103	4,657	3,287	7,587
British West India Islands (*excluding* Bahamas)	..	1	2	363	142	..	30	125	9,187	3,102
British Guiana	419	389	602	641	626	17,745	8,634	10,747	13,623	14,512
Commonwealth of Australia	185	229	814	1,521	2,101	6,533	6,783	44,755	82,669	1,05,202
New Zealand	14	137	98	80	90	1,115	4,761	6,828	3,367	4,588
Fiji Islands	1,364	962	235	229	139	37,348	19,926	5,088	5,126	4,420
Other British Possessions	287	310	405	428	458	7,454	7,874	11,331	10,386	10,512
TOTAL BRITISH EMPIRE	19,288	16,537	13,660	12,710	15,837	4,83,727	3,94,520	3,83,690	4,12,376	5,01,174
Germany	2	4	5	6	684	210	155	70	145	13,481
France	19	22	..	458	13	749	1,644	..	5,243	621
Maskat Territory and Trucial Oman	367	667	486	402	434	4,855	7,529	5,200	4,782	5,668
Other Native States in Arabia	433	325	484	381	231	10,627	7,450	11,297	6,665	4,340
Iraq	738	810	1,276	1,169	1,539	21,845	19,621	28,749	22,824	28,093
Japan	112	195	186	240	609	5,022	6,901	7,218	8,265	14,505
China (*exclusive* of Hongkong and Macáo)	36	46	59	112	305	3,186	1,311	2,914	5,694	12,701
Egypt	196	211	197	161	313	5,325	2,610	2,525	2,915	3,997
Portuguese East Africa	96	91	150	204	204	4,447	3,226	7,882	7,188	5,334
Italian East Africa (Somaliland and Eritrea)	319	348	488	479	..	4,182	5,198	7,210	6,858	..
United States of America— *Vid* Atlantic Coast	18	19	251	181	572	869	3,269	17,060	1,943	21,794
„ Pacific „	5	2	1	80	83	50	152	50	797	1,773
Other Foreign Countries	307	214	354	199	759	9,102	5,885	9,014	6,739	14,741
TOTAL FOREIGN COUNTRIES	2,698	2,964	3,887	4,072	5,746	70,469	64,901	99,189	80,053	1,27,048

No. 11—*continued*

ARTICLES, AND COUNTRIES OF FINAL DESTINATION; ALSO SHARE OF EACH PROVINCE	QUANTITY					VALUE				
	1932-33	1933-34	1934-35	1935-36	1936-37	1932-33	1933-34	1934-35	1935-36	1936-37
						R	R	R	R	R
Provisions and Oilman's stores—*continued*										
***Other sorts of provisions—(I. E)*—continued**	Cwts.	Cwts.	Cwts.	Cwts.	Cwts.					
Share of Bengal	*2,618*	*2,850*	*2,187*	*2,876*	*2,419*	*78,777*	*53,390*	*34,643*	*52,030*	*57,313*
,, *Bombay*	*4,609*	*4,380*	*6,160*	*5,383*	*3,693*	*1,54,724*	*1,35,088*	*1,31,757*	*1,36,142*	*2,19,489*
,, *Sind*	*331*	*325*	*666*	*587*	*778*	*4,509*	*9,930*	*7,851*	*7,793*	*11,428*
,, *Madras*	*14,341*	*11,379*	*8,514*	*7,654*	*9,325*	*3,11,320*	*2,55,962*	*2,62,161*	*2,92,139*	*3,33,171*
,, *Burma*	*92*	*67*	*80*	*282*	*468*	*4,866*	*5,111*	*1,467*	*4,275*	*6,821*
TOTAL	21,986	19,501	17,547	16,782	21,583	5,54,196	4,69,481	4,87,879	4,92,429	6,28,222
Total of Provisions and Oilman's stores—										
United Kingdom (*including* Channel Islands)	—	—	—	—	—	6,47,526	5,93,802	5,15,825	5,19,963	4,94,857
Aden and Dependencies	—	—	—	—	—	60,625	41,401	55,968	53,292	45,065
Bahrein Islands	—	—	—	—	—	3,168	3,467	7,871	4,629	10,130
Ceylon (*excluding* Maldives)	—	—	—	—	—	4,81,008	3,71,787	2,45,756	1,86,727	2,14,677
Maldives	—	—	—	—	—	5,702	2,795	4,109	2,730	4,804
Straits Settlements	—	—	—	—	—	9,10,628	7,02,792	8,08,947	8,46,628	8,91,664
Federated Malay States	—	—	—	—	—	1,40,664	1,22,505	1,42,585	1,44,903	1,65,871
Hongkong	—	—	—	—	—	1,22,557	94,111	1,16,746	1,05 215	1,31,734
Union of South Africa	—	—	—	—	—	36,617	29,168	33,438	32,176	33,286
Zanzibar and Pemba	—	—	—	—	—	33,943	18,448	25,888	13,990	17,715
Kenya Colony	—	—	—	—	—	38,413	35,051	43,350	47,129	43,000
Tanganyika Territory	—	—	—	—	—	53,840	52,208	49,797	55,205	43,262
Anglo-Egyptian Sudan	—	—	—	—	—	13,149	14,033	15,127	14,250	16,818
Mauritius and Dependencies	—	—	—	—	—	83,954	1,05,906	1,17,559	49,072	96,090
Seychelles	—	—	—	—	—	8,715	6,750	6,423	5,074	6,369
Canada—										
Via Atlantic Coast	—	—	—	—	—	2,480	1,996	3,500	3,809	4,225
,, Pacific ,,	—	—	—	—	—	6,220	3,378	4,057	7,484	6,206
British West India Islands (*excluding* Bahamas)	—	—	—	—	—	20,761	39,843	26,019	30,670	28,446
British Guiana	—	—	—	—	—	27,804	18,386	27,232	23,529	27,769
Commonwealth of Australia	—	—	—	—	—	1,25,281	1,20,910	99,144	83,454	1,12,121
New Zealand	—	—	—	—	—	9,477	12,198	13,839	7,950	8,549
Fiji Islands	—	—	—	—	—	30,395	21,729	5,583	5,631	6,925
Other British Possessions	—	—	—	—	—	1,880	4,479	2,589	3,278	3,401
TOTAL BRITISH EMPIRE	—	—	—	—	—	28,68,220	24,27,133	23,65,342	22,45,733	24,12,484
Germany	—	—	—	—	—	4,954	1,121	1,863	155	13,606
Belgium	—	—	—	—	—	8,000	8,007	12,488	29,662	15,042
France	—	—	—	—	—	2,778	3,269	1,507	6,190	1,256
Maskat Territory and Trucial Oman	—	—	—	—	—	5,834	9,902	6,721	5,628	5,382
Other Native States in Arabia	—	—	—	—	—	14,169	11,789	13,948	11,197	10,620
Iraq	—	—	—	—	—	51,966	49,952	55,080	54,372	52,726
Iran	—	—	—	—	—	10,855	8,781	5,542	8,479	8,364
Sumatra	—	—	—	—	—	6,867	1,638	2,277	2,563	6,325
Java	—	—	—	—	—	66,563	35,485	38,923	38,045	37,157
Siam	—	—	—	—	—	67,380	41,722	46,935	58,093	48,802

No. 11—*continued*

ARTICLES, AND COUNTRIES OF FINAL DESTINATION; ALSO SHARE OF EACH PROVINCE	QUANTITY					VALUE				
	1932-33	1933-34	1934-35	1935-36	1936-37	1932-33	1933-34	1934-35	1935-36	1936-37
Provisions and Oilman's stores—*concluded*						R	R	R	R	R
***Total of Provisions and Oilman's stores*—continued**										
French Indo-China	—	—	—	—	—	5,054	3,545	285	..	206
Philippines	—	—	—	—	—	8,629	6,188	4,311	3,703	5,844
Japan	—	—	—	—	—	21,434	19,176	20,361	22,220	30,885
China (*exclusive* of Hongkong and Macão)	—	—	—	—	—	31,438	54,293	42,841	65,846	73,471
Egypt	—	—	—	—	—	19,950	7,845	11,340	8,623	4,911
Portuguese East Africa	—	—	—	—	—	31,515	31,717	30,120	31,352	29,774
Italian East Africa (Somáliland and Eritrea)	—	—	—	—	—	9,002	12,833	20,371	34,243	200
French Somaliland	—	—	—	—	—	9,766	6,385	4,518	570	5,748
United States of America—										
Vid Atlantic Coast	—	—	—	—	—	8,729	51,501	33,232	68,180	56,927
,, Pacific ,,	—	—	—	—	—	8,475	18,344	5,279	8,863	9,825
Other Foreign Countries	—	—	—	—	—	4,562	6,602	7,601	3,574	13,236
TOTAL FOREIGN COUNTRIES	—	—	—	—	—	3,93,804	3,85,095	4,21,588	4,67,067	4,26,206
Share of Bengal	—	—	—	—	—	*14,75,656*	*13,32,245*	*13,16,695*	*14,02,193*	*15,05,914*
,, *Bombay*	—	—	—	—	—	*8,53,962*	*8,02,758*	*8,20,917*	*8,04,231*	*7,61,525*
,, *Sind*	—	—	—	—	—	*18,543*	*23,503*	*23,199*	*18,504*	*19,826*
,, *Madras*	—	—	—	—	—	*9,02,521*	*7,46,235*	*6,30,478*	*4,30,205*	*5,39,733*
,, *Burma*	—	—	—	—	—	*10,382*	*7,494*	*5,641*	*7,066*	*11,893*
TOTAL	—	—	—	—	—	32,62,064	28,12,233	27,86,030	27,12,800	28,38,290
Rubber—										
Raw (II. J)—	Lbs.	Lbs.	Lbs.	Lbs.	Lbs.					
United Kingdom (*including* Channel Islands)	1,236,671	3,338,816	11,593,591	10,892,489	7,117,000	1,92,100	7,60,478	33,61,523	32,11,609	22,57,696
Ceylon (*excluding* Maldives)	830,571	2,941,634	2,645,793	5,428,570	3,900,077	2,50,924	10,02,950	8,53,471	17,56,431	16,15,902
Straits Settlements	4,588,155	7,482,694	6,989,101	7,716,851	9,455,334	3,99,546	8,08,760	17,35,823	19,65,262	36,13,318
TOTAL BRITISH EMPIRE	6,655,397	13,763,146	21,228,485	24,037,910	20,481,411	8,42,570	26,57,188	59,40,817	69,33,302	74,86,016
Poland (*including* Danzig)	..	..	..	70,050	1 00,800	..	..	..	21,891	35,000
Germany	67,200	358,831	104,328	1,937,986	2,442,833	8,400	62,193	20,648	5,12,436	8,48,918
Netherlands	..	196,392	45,526	..	89,455	..	44,898	11,382	..	34,640
Belgium	..	73,920	56,005	..	447,143	..	7,392	19,601	..	1,34,756
France	33,600	300,170	..	444,708	535,676	14,000	36,346	..	1,16,775	2,08,197
Italy (*including* Fiume)	..	64,980	1,103,879	2,486,787	268,872	..	8,181	3,13,238	7,43,515	1,20,918
Czechoslovakia	..	..	..	1,424,512	1,699,552	..	..	..	4,71,100	5,39,816
Japan	147,726	150,104	25,000	..	156,300	13,361	18,344	6,309	..	44,900
China (*exclusive* of Hongkong and Macão)	..	..	..	33,600	11,200	..	..	..	11,200	5,600
United States of America—										
Vid Atlantic Coast	..	1,303,314	1,193,511	212,280	2,700,920	..	2,62,639	2,77,069	61,161	9,41,180
,, Pacific ,,	..	..	..	..	6,728	..	..	..	..	3,361
TOTAL FOREIGN COUNTRIES	248,526	2,442,711	2,528,249	6,609,873	8,459,974	35,761	4,60,493	6,48,247	19,38,078	29,17,186
Share of Bengal	..	..	..	*82,880*	*134,400*	..	..	..	*25,193*	*23,596*
,, *Bombay*	..	..	..	..	*6,200*	..	..	..	..	*2,160*
,, *Madras*	*1,055,586*	*5,838,572*	*11,597,684*	*17,963,793*	*14,654,852*	*3,24,463*	*18,05,370*	*37,43,397*	*56,67,572*	*52,57,794*
,, *Burma*	*5,846,337*	*10,367,286*	*12,159,050*	*12,601,110*	*14,146,533*	*5,53,868*	*13,12,311*	*28,45,667*	*31,78,616*	*51,20,662*
TOTAL	6,906,923	16,205,857	23,756,734	30,647,783	28,941,385	8,78,331	31,17,681	65,89,064	88,71,380	1,04,03,202
Manufactures (III. N)— United Kingdom (*including* Channel Islands)	—	—	—	—	—	..	..	6,253	..	..
Ceylon (*excluding* Maldives)	—	—	—	—	—	481	388	41,485	2,225	4,033
Other British Possessions	—	—	—	—	—	..	562	75	..	40
TOTAL BRITISH EMPIRE	—	—	—	—	—	481	950	47,813	2,225	4,073
TOTAL FOREIGN COUNTRIES	—	—	—	—	—	510	392	2	300	..

No. 11—*continued*

ARTICLES, AND COUNTRIES OF FINAL DESTINATION; ALSO SHARE OF EACH PROVINCE	QUANTITY					VALUE				
	1932-33	1933-34	1934-35	1935-36	1936-37	1932-33	1933-34	1934-35	1935-36	1936-37
Rubber—*continued*						R	R	R	R	R
Manufactures (III. N)—*continued*										
Share of Bengal	—	—	—	—	—	..	*125*	*300*	*300*	*40*
,, *Madras*	—	—	—	—	—	*379*	*263*	*47,515*	*2,225*	*4,033*
,, *Burma*	—	—	—	—	—	*562*	*954*	..	..	..
TOTAL	—	—	—	—	—	941	1,342	47,815	2,525	4,073
Salt (I. I)—	Tons	Tons	Tons	Tons	Tons					
TOTAL BRITISH EMPIRE	10	15	11	12	15	1,752	2,352	1,723	2,211	2,870
TOTAL FOREIGN COUNTRIES	..	..	3	1	..	55	95	355	264	152
Share of Bengal	*4*	*15*	*14*	*13*	*15*	*1,463*	*2,442*	*1,834*	*2,467*	*2,798*
,, *Bombay*	*1*	..	..	..	..	*142*	*5*	*210*	*8*	*224*
,, *Sind*	*5*	..	..	..	..	*262*	..	*32*	..	..
,, *Burma*	..	..	..	..	..	..	..	*2*	..	..
TOTAL	10	15	14	13	15	1,807	2,447	2,078	2,475	3,022
Seeds—										
Oil seeds—										
Essential—										
Ajama (II. K)—	Tons	Tons	Tons	Tons	Tons					
Aden and Dependencies	15	16	13	24	17	4,012	5,981	3,972	8,526	4,865
Ceylon (*excluding* Maldives)	17	16	21	19	20	5,808	5,695	6,820	6,650	7,480
Straits Settlements	39	68	27	34	15	11,398	14,802	7,502	10,295	4,057
Other British Possessions	7	5	11	11	7	3,844	3,370	4,413	3,965	2,813
TOTAL BRITISH EMPIRE	78	105	72	88	59	25,362	29,608	22,797	29,436	19,215
TOTAL FOREIGN COUNTRIES	17	9	10	11	16	5,924	2,860	2,080	3,963	4,651
Share of Bengal	..	..	..	..	..	*71*	..	..	..	..
,, *Bombay*	*95*	*114*	*82*	*99*	*75*	*31,215*	*32,558*	*24,877*	*33,399*	*23,566*
TOTAL	95	114	82	99	75	31,286	32,558	24,877	33,390	23,866
Ajwan (II. E)—	Tons	Tons	Tons	Tons	Tons					
United Kingdom (*including* Channel Islands)	..	120	45	55	36	..	26,072	8,518	9,782	7,575
Other British Possessions	17	..	5	3	6	4,224	484	1,000	1,500	1,031
TOTAL BRITISH EMPIRE	17	120	50	58	42	4,224	26,556	9,518	11,282	8,606
TOTAL FOREIGN COUNTRIES	27	38	1	4	6	2,279	6,758	292	478	1,067
Share of Bengal	*37*	*7*	*5*	*4*	*11*	*4,213*	*1,922*	*1,208*	*888*	*1,578*
,, *Bombay*	*7*	*157*	*45*	*58*	*37*	*2,277*	*31,392*	*8,502*	*10,372*	*8,095*
,, *Madras*	..	..	*1*	..	..	*13*	..	*100*	..	..
TOTAL	44	164	51	62	48	6,503	33,314	9,810	11,760	9,673

No. 11—*continued*

ARTICLES, AND COUNTRIES OF FINAL DESTINATION; ALSO SHARE OF EACH PROVINCE	QUANTITY					VALUE				
	1932-33	1933-34	1934-35	1935-36	1936-37	1932-33	1933-34	1934-35	1935-36	1936-37
						Rs	Rs	Rs	Rs	Rs
Seeds—*continued*										
Oil seeds—*continued*										
Essential—continued	Tons	Tons	Tons	Tons	Tons					
Aniseed (II. K)—										
Ceylon (*excluding* Maldives)	42	1	7	26	19	6,559	450	1,200	4,276	3,271
Other British Possessions	58	37	15	1	31	7,496	4,311	4,779	1,207	4,220
TOTAL BRITISH EMPIRE	100	38	22	27	50	14,055	4,761	5,979	5,483	7,491
TOTAL FOREIGN COUNTRIES	6	4	3	1	8	932	860	985	296	1,628
Share of Bengal	*106*	*41*	*25*	*28*	*58*	*14,825*	*4,981*	*6,964*	*5,779*	*8,067*
" *Bombay*	..	..	..	..	..	*162*	*190*	..	..	*152*
" *Burma*	..	*1*	..	..	..	..	*450*	..	..	..
TOTAL	106	42	25	28	58	14,987	5,621	6,964	5,779	9,119
Coriander (II. K)—	Tons	Tons	Tons	Tons	Tons					
Aden and Dependencies	20	16	14	25	17	6,306	5,517	4,467	7,363	6,891
Ceylon (*excluding* Maldives)	1,168	1,539	1,238	1,860	2,231	1,52,135	1,98,224	1,44,087	2,30,980	2,88,331
Straits Settlements	872	1,264	1,399	1,573	1,422	1,62,226	2,16,388	1,74,652	2,56,912	2,09,097
Federated Malay States	91	92	87	85	155	13,051	10,647	11,868	10,647	18,132
Union of South Africa	107	104	93	101	114	33,488	27,705	25,728	25,030	27,597
Zanzibar and Pemba	15	14	12	16	21	7,216	6,074	5,003	6,431	6,041
Kenya Colony	42	53	46	60	51	21,815	21,252	17,936	19,164	16,373
Tanganyika Territory	18	10	13	16	19	7,035	4,711	4,045	4,495	5,001
Mauritius and Dependencies	78	104	156	93	130	12,663	13,800	13,986	9,235	17,245
Commonwealth of Australia	25	56	49	24	23	4,179	9,813	7,476	3,695	3,593
Other British Possessions	19	42	18	39	22	5,632	6,935	4,636	5,957	4,165
TOTAL BRITISH EMPIRE	2,455	3,296	3,120	3,897	4,205	4,35,606	5,15,566	4,14,284	5,79,918	5,52,457
Netherlands	..	200	..	..	..	..	59,985	..	..	..
Native States in Arabia *other than* Maskat Territory [and Trucial Oman	13	14	16	18	16	3,708	4,007	5,229	5,935	5,438
Java	58	22	89	121	610	7,358	2,757	10,592	15,400	72,128
Portuguese East Africa	19	17	21	17	21	5,969	5,055	5,238	3,933	4,589
Other Foreign Countries	26	18	25	39	92	7,827	6,922	7,489	12,144	8,058
TOTAL FOREIGN COUNTRIES	116	371	158	195	679	24,862	78,726	38,543	37,417	90,213
Share of Bengal	*769*	*1,337*	*2,323*	*2,121*	*2,140*	*1,93,183*	*1,56,959*	*2,57,075*	*2,75,988*	*2,75,046*
" *Bombay*	*403*	*1,050*	*517*	*656*	*483*	*1,51,716*	*2,83,181*	*1,04,301*	*1,85,540*	*1,26,365*
" *Sind*	*1*	*1*	*1*	*1*	*1*	*681*	*485*	*697*	*789*	*880*
" *Madras*	*801*	*875*	*466*	*973*	*1,848*	*1,11,890*	*1,14,412*	*60,675*	*1,17,545*	*1,89,228*
" *Burma*	*597*	*404*	*166*	*341*	*444*	*63,090*	*39,955*	*20,079*	*37,473*	*51,163*
TOTAL	2,571	3,667	3,273	4,092	4,884	4,50,560	5,94,292	4,42,827	6,17,335	6,42,670

No. 11—*continued*

ARTICLES, AND COUNTRIES OF FINAL DESTINATION; ALSO SHARE OF EACH PROVINCE	QUANTITY					VALUE				
	1932-33	1933-34	1934-35	1935-36	1936-37	1932-33	1933-34	1934-35	1935-36	1936-37
Seeds—*continued*										
Oil seeds—*continued*						R	R	R	R	R
***Essential*—continued**										
1. Cummin (*other than* black) (II. K)—	Tons	Tons	Tons	Tons	Tons					
Aden and Dependencies	4	42	38	33	31	1,869	22,474	15,708	17,212	17,858
Ceylon (*excluding* Maldives)	7	493	682	603	415	4,285	2,78,465	3,81,800	3,38,228	2,05,688
Straits Settlements	137	279	202	287	78	70,316	1,20,036	1,15,895	1,76,294	45,831
Federated Malay States	4	22	3	6	4	2,020	7,660	1,545	3,432	1,709
Union of South Africa	27	30	32	33	32	19,590	16,178	19,555	19,724	18,483
Zanzibar and Pemba	10	18	26	24	25	4,985	15,045	20,537	17,480	12,844
Kenya Colony	14	29	24	35	41	8,782	24,849	19,167	25,644	24,754
Tanganyika Territory	3	7	8	6	10	2,635	5,252	6,860	5,109	5,669
Mauritius and Dependencies	16	16	11	22	12	9,167	9,027	7,807	12,242	6,419
Other British Possessions	5	13	11	16	15	3,506	7,160	6,098	9,215	6,581
TOTAL BRITISH EMPIRE	227	949	1,087	1,065	663	1,27,105	5,00,646	5,94,472	6,24,574	3,45,291
Muskat Territory and Trucial Oman	7	15	16	66	43	1,890	5,727	6,667	22,944	18,286
Other Native States in Arabia	5	4	5	6	13	3,380	2,541	2,861	3,950	6,095
Egypt	..	49	43	9	..	135	26,223	22,470	3,600	..
Portuguese East Africa	10	11	9	11	12	6,017	5,673	5,532	5,845	5,867
United States of America—										
Vid Atlantic Coast	..	46	64	7	17	..	29,412	47,012	5,150	6,003
,, Pacific ,,	..	..	23	91	42	..	..	16,337	54,498	22,800
Other Foreign Countries	9	10	14	10	16	5,351	4,128	7,607	5,391	7,325
TOTAL FOREIGN COUNTRIES	31	135	174	200	143	16,773	73,704	1,07,986	1,01,378	66,376
Share of Bengal	*17*	*31*	*27*	*21*	*12*	*9,869*	*9,173*	*11,020*	*11,323*	*4,664*
,, *Bombay*	*240*	*981*	*1,079*	*950*	*428*	*1,33,469*	*5,33,360*	*6,34,323*	*6,65,855*	*3,31,443*
,, *Sind*	*1*	*70*	*105*	*288*	*361*	*270*	*31,589*	*57,115*	*1,47,441*	*1,73,525*
,, *Madras*	..	*2*	..	*6*	*5*	*170*	*223*	..	*1,343*	*1,695*
,, *Burma*	..	..	..	..	..	..	..	..	..	*60*
TOTAL	258	1,084	1,211	1,265	806	1,43,878	5,74,350	7,02,458	7,25,952	4,11,657
Cummin (black) (II. K)—	Tons	Tons	Tons	Tons	Tons					
Straits Settlements	30	26	24	7	30	4,468	4,188	3,060	1,687	7,840
Federated Malay States	4	4	5	14	45	2,620	1,553	2,451	5,266	9,756
Other British Possessions	15	27	18	13	29	4,204	8,779	7,761	4,528	9,844
TOTAL BRITISH EMPIRE	49	57	47	34	104	11,292	14,520	13,272	11,481	27,440
TOTAL FOREIGN COUNTRIES	12	11	8	2	17	3,241	1,913	2,128	704	3,560
Share of Bengal	*59*	*52*	*54*	*36*	*121*	*13,775*	*11,131*	*14,745*	*12,020*	*30,446*
,, *Bombay*	*1*	..	*1*	..	..	*398*	*425*	*655*	*105*	*404*
,, *Sind*	*1*	*7*	..	..	..	*420*	*3,947*	..	..	*32*
,, *Madras*	..	*4*	..	..	..	*10*	*930*	..	*60*	..
,, *Burma*	..	..	..	..	..	..	..	..	..	*120*
TOTAL	61	68	55	36	121	14,583	16,433	15,400	12,185	31,000
Fennel (II. K)—	Tons	Tons	Tons	Tons	Tons					
United Kingdom (*including* Channel Islands)	..	..	51	14	38	..	..	5,160	4,354	8,625
Aden and Dependencies	12	6	5	15	9	3,647	2,702	1,715	5,660	3,351

No. 11—*continued*

ARTICLES, AND COUNTRIES OF FINAL DESTINATION; ALSO SHARE OF EACH PROVINCE	QUANTITY					VALUE				
	1932-33	1933-34	1934-35	1935-36]	1936-37	1932-33	1933-34	1934-35	1935-36	1936-37
						R	R	R	R	R
Seeds—*continued*										
Oil seeds—*continued*										
Essential—continued	Tons	Tons	Tons	Tons	Tons					
Fennel (H. K)—*continued*										
Ceylon (*excluding* Maldives)	232	244	334	339	299	51,601	64,178	66,887	93,236	68,90
Straits Settlements	80	114	75	143	41	24,156	30,097	47,727	50,637	15,05
Federated Malay States	..	2	..	..	..	..	866	5,603	..	4
Other British Possessions	63	31	26	46	42	18,649	10,977	10,397	15,637	13,38
TOTAL BRITISH EMPIRE	387	397	491	557	429	98,053	1,08,820	1,36,989	1,69,524	1,09,27
Sweden	7	31	17	39	52	2,300	11,300	5,950	13,785	13,52
Germany	..	22	..	14	2	..	5,376	..	4,425	75
Belgium	..	1	1	11	20	..	330	400	3,288	5,05
France	..	..	..	13	56	..	..	..	4,100	14,63
Italy (*including* Fiume)	..	31	2	..	10	..	7,058	500	..	2,10
United States of America—*Vid* Atlantic Coast	..	30	10	48	85	..	8,675	4,383	21,551	25,63
Other Foreign Countries	12	12	5	21	34	4,467	4,520	2,524	8,093	9,50
TOTAL FOREIGN COUNTRIES	19	127	35	146	259	6,767	37,259	13,757	55,332	72,20
Share of Bengal	*164*	*83*	*98*	*128*	*205*	*26,385*	*12,063*	*18,445*	*26,484*	*31,21*
„ *Bombay*	*242*	*439*	*423*	*573*	*468*	*78,435*	*1,33,680*	*1,31,437*	*1,97,853*	*1,47,16*
„ *Sind*	..	..	..	..	..	..	..	*30*	..	*4*
„ *Madras*	..	*2*	*5*	*2*	*15*	..	*336*	*834*	*509*	*3,05*
TOTAL	406	524	526	703	688	1,04,820	1,46,079	1,50,746	2,24,856	1,81,47
Fenugreek (H. K)—	Tons	Tons	Tons	Tons	Tons					
United Kingdom (*including* Channel Islands)	..	410	1,364	656	987	3	48,470	1,80,597	85,617	1,32,25
Ceylon (*excluding* Maldives)	310	312	392	320	452	37,189	35,096	93,801	92,676	1,33,21
Straits Settlements	131	246	168	218	135	40,330	68,364	57,346	65,865	45,81
Union of South Africa	31	36	30	25	28	7,850	8,065	7,331	5,254	5,91
Anglo-Egyptian Sudan	6	1	34	9	9	2,265	390	9,993	2,089	2,21
Other British Possessions	49	38	39	58	61	13,912	11,345	11,013	12,732	14,31
TOTAL BRITISH EMPIRE	527	1,043	2,021	1,281	1,672	1,51,558	2,16,730	3,60,131	2,64,233	3,33,4
Germany	8	..	..	50	..	1,230	..	..	6,215	..
Italy (*including* Fiume)	..	1	60	..	..	..	147	5,985	..	..
Syria	..	..	49	..	..	..	..	7,875	..	..
Egypt	..	1	20	..	..	..	200	5,035	..	..
United States of America—*Vid* Atlantic Coast	10	16	16	57	13	2 010	2,400	2,868	10,925	2,41
Other Foreign Countries	16	18	22	26	29	4,520	4,624	4,660	6,199	6,9
TOTAL FOREIGN COUNTRIES	34	36	167	133	42	7,760	7,371	26,373	23,339	9,4
Share of Bengal	*20*	*19*	*41*	*18*	*28*	*3,730*	*3,298*	*4,949*	*2,775*	*4,2*
„ *Bombay*	*540*	*1,057*	*2,127*	*1,385*	*1,681*	*1,55,291*	*2,20,061*	*3,76,922*	*2,33,499*	*3,38,0*
„ *Sind*	..	*3*	*19*	*3*	*3*	..	*742*	*2,743*	*415*	*2*
„ *Madras*	*1*	..	*8*	*8*	*2*	*247*	..	*890*	*833*	*3*
TOTAL	561	1,079	2,188	1,414	1,714	1,59,318	2,24,101	3,86,504	2,87,572	3,42,8
Sawa or dil (H. K)—	Tons	Tons	Tons	Tons	Tons					
United Kingdom (*including* Channel Islands)	310	410	734	493	368	57,431	59,512	1,07,913	75,021	49,3
Commonwealth of Australia	..	2	102	..	2	..	350	9,500	..	3
Other British Possessions	32	22	24	32	25	11,709	7,894	8,410	9,909	8,1
TOTAL BRITISH EMPIRE	342	434	860	525	395	69,140	67,756	1,25,823	84,930	57,5

No. 11—*continued*

ARTICLES, AND COUNTRIES OF FINAL DESTINATION; ALSO SHARE OF EACH PROVINCE	QUANTITY					VALUE				
	1932-33	1933-34	1934-35	1935-36	1936-37	1932-33	1933-34	1934-35	1935-36	1936-37
						R	R	R	R	R
Seeds—*continued*										
Oil seeds—*continued*										
Essential—continued										
Sava or dil (H. K)—*continued*	Tons	Tons	Tons	Tons	Tons					
France	..	20	27	34	49	..	3,380	3,375	4,980	6,971
United States of America—*Vid* Atlantic Coast	50	68	55	62	96	7,525	12,092	11,650	14,075	25,590
,, Pacific ,,	..	..	..	4	..	..	..	..	1,225	..
Other Foreign Countries	35	34	32	19	32	7,545	6,632	6,452	3,430	5,646
TOTAL FOREIGN COUNTRIES	85	122	114	119	177	15,070	22,104	21,477	23,710	38,207
Share of Bengal	*7*	*2*	*100*	..	*2*	*1,094*	*160*	*9,035*	..	*412*
,, *Bombay*	*420*	*554*	*874*	*644*	*565*	*83,116*	*89,700*	*1,38,265*	*1,08,640*	*95,631*
TOTAL	427	556	974	644	567	84,210	89,860	1,47,300	1,08,640	96,043
Other sorts (H. K)—	Tons	Tons	Tons	Tons	Tons					
United Kingdom (*including* Channel Islands)	3	..	1	31	4	1,400	5	180	3,325	5,500
Other British Possessions	19	17	3	..	10	6,230	5,598	652	180	1,128
TOTAL BRITISH EMPIRE	22	17	4	31	14	7,630	5,603	832	3,505	6,628
Belgium	35	14	18	13	6	9,382	3,887	4,890	3,789	5,726
France	9	50	20	..	17	2,030	10,020	5,445	..	7,227
United States of America—*Vid* Atlantic Coast	1,244	660	184	548	710	3,76,410	1,43,925	58,005	2,49,982	3,32,241
,, Pacific ,,	24	--	22	70	16	6,280	..	5,073	31,523	4,511
Other Foreign Countries	5	6	20	..	..	2,595	2,970	4,127	180	225
TOTAL FOREIGN COUNTRIES	1,317	730	264	631	749	3,97,297	1,60,802	77,540	2,85,474	3,49,930
Share of Bengal	..	..	*1*	*1*	..	..	..	*175*	*625*	..
,, *Bombay*	*1,339*	*747*	*264*	*661*	*751*	*4,04,857*	*1,66,400*	*77,848*	*2,88,354*	*3,53,350*
,, *Sind*	..	..	..	..	*2*	--	--	..	..	*2,179*
,, *Madras*	..	..	*3*	..	*10*	*70*	*5*	*347*	..	*1,036*
,, *Burma*	..	..	..	..	..	..	..	*2*	..	..
TOTAL	1,339	747	268	662	763	4,04,927	1,66,405	78,372	2,88,979	3,56,568
Total of Seeds, Essential—	Tons	Tons	Tons	Tons	Tons					
United Kingdom (*including* Channel Islands)	843	953	2,204	1,257	1,448	65,580	1,32,132	3,04,734	1,80,076	2,07,504
Aden and Dependencies	58	85	75	107	84	17,887	38,656	28,692	41,327	35,917
Ceylon (*excluding* Maldives)	1,794	2,628	2,683	3,177	3,452	3,06,018	6,28,220	6,99,695	7,69,317	6,60,532
Maldives	..	9	..	..	..	6,417	201	76	284	134
Straits Settlements	1,854	2,026	1,913	2,270	1,733	3,27,798	4,61,963	4,11,963	5,65,385	3,29,709
Federated Malay States	107	132	105	113	282	18,029	22,677	22,675	21,185	33,414
Hongkong	52	32	8	12	32	9,744	4,520	1,840	2,405	4,274
Union of South Africa	173	181	172	176	185	64,741	56,648	57,465	54,726	56,045
Zanzibar and Pemba	29	33	42	49	48	15,496	24,066	29,059	27,296	21,117
Kenya Colony	90	118	97	143	137	43,441	57,117	47,244	58,496	54,244
Tanganyika Territory	26	21	22	28	38	13,285	12,358	14,486	12,597	13,807
Anglo-Egyptian Sudan	6	3	34	9	9	2,265	1,620	10,691	2,239	2,405
Mauritius and Dependencies	112	132	177	135	155	26,191	26,454	24,819	25,408	27,654
Commonwealth of Australia	25	61	151	26	31	4,268	10,572	17,178	5,007	6,567
Fiji Islands	22	33	35	44	29	8,745	8,431	9,393	11,153	7,253
Other British Possessions	13	10	11	17	15	4,264	5,126	3,697	7,465	7,098
TOTAL BRITISH EMPIRE	4,204	6,462	7,724	7,563	7,628	9,34,117	14,90,656	16,84,057	17,84,366	14,67,674

No. 11—*continued*

ARTICLES, AND COUNTRIES OF FINAL DESTINATION; ALSO SHARE OF EACH PROVINCE	Quantity					Value				
	1932-33	1933-34	1934-35	1935-36	1936-37	1932-33	1933-34	1934-35	1935-36	1936-37
						R	R	R	R	R
Seeds—*continued*										
Oil seeds—*continued*										
Essential—concluded	Tons	Tons	Tons	Tons	Tons					
Total of Seeds, Essential—continued										
Sweden	7	31	17	39	52	2,300	11,290	5,950	13,785	15,528
Germany	25	35	..	64	2	5,512	7,208	..	10,640	780
Netherlands	29	310	10	2	33	2,609	61,745	3,020	437	5,570
Belgium	37	16	19	25	27	9,782	4,057	5,814	8,874	10,864
France	9	70	47	47	122	2,080	13,400	9,820	9,170	25,833
Italy (*including* Fiume)	..	32	62	6	10	..	7,215	6,900	1,875	3,100
Syria	2	1	51	..	..	480	532	9,095	175	80
Maskat Territory and Trucial Oman	18	30	22	60	52	6,507	10,296	9,799	27,006	21,581
Other Native States in Arabia	42	30	30	42	55	14,186	10,777	9,284	15,306	19,256
Java	88	46	106	137	669	12,767	5,448	15,058	19,121	82,068
Japan	14	3	9	4	15	2,074	751	1,338	717	5,270
Egypt	6	95	102	13	1	2,374	35,492	35,541	4,887	331
Portuguese East Africa	35	40	42	38	46	14,337	14,558	13,422	13,295	14,171
Italian East Africa (Somaliland and Eritrea)	7	5	18	5	..	3,619	3,498	7,125	2,287	..
United States of America—*Vid* Atlantic Coast	1,304	929	330	727	932	3,55,945	1,98,984	1,24,238	3,02,886	3,94,964
" Pacific "	24	..	45	178	58	6,880	..	21,410	90,946	27,311
Other Foreign Countries	22	10	17	25	22	7,503	6,011	5,851	9,877	9,230
TOTAL FOREIGN COUNTRIES	1,664	1,583	929	1,442	2,096	4,80,905	3,92,357	2,81,161	5,82,091	6,27,275
Share of Bengal	*1,170*	*1,577*	*2,674*	*2,357*	*2,577*	*1,97,195*	*1,08,987*	*3,23,818*	*3,35,382*	*3,56,00*
" *Bombay*	*3,287*	*5,099*	*5,212*	*5,026*	*4,458*	*10,40,866*	*14,90,947*	*14,97,130*	*15,74,137*	*13,24,41*
" *Sind*	*3*	*81*	*118*	*292*	*367*	*1,471*	*36,762*	*61,535*	*1,42,645*	*1,76,99*
" *Madras*	*802*	*833*	*483*	*989*	*1,378*	*1,12,400*	*1,16,911*	*62,846*	*1,29,330*	*1,96,53*
" *Burma*	*597*	*465*	*166*	*341*	*444*	*63,096*	*40,405*	*30,081*	*37,472*	*51,44*
TOTAL	5,868	8,045	8,653	9,005	9,724	14,15,022	18,83,013	19,55,258	28,16,457	21,04,94
Non-essential—										
Castor (U. K)—	Tons	Tons	Tons	Tons	Tons					
United Kingdom (*including* Channel Islands)	22,732	27,092	26,880	22,409	20,516	33,27,507	32,67,816	30,69,317	30,59,045	29,29,84
Palestine	..	..	50	..	..	..	..	5,432	..	..
Commonwealth of Australia	963	869	1,850	1,969	2,058	1,18,283	92,965	1,79,401	2,68,330	2,88,31
New Zealand	100	..	..	..	..	13,580	..	..	..	..
Other British Possessions	3	6	1	45	20	1,024	433	431	5,852	1,81
TOTAL BRITISH EMPIRE	23,798	27,967	28,281	24,423	22,594	34,60,394	33,61,214	32,54,581	33,33,227	32,20,01
Estonia	..	..	50	..	..	..	..	5,000	..	..
Poland (*including* Danzig)	..	169	100	1,184	1,221	..	20,326	11,960	1,65,725	1,50,56
Denmark	..	..	..	100	71	..	..	..	14,938	8,67
Germany	1,562	4,472	3,273	522	80	2,19,286	5,49,750	3,70,453	72,632	11,43
Netherlands	..	1,375	3,240	2,879	200	..	1,52,271	3,79,739	4,03,126	40,00
Belgium	4,010	300	..	732	3,591	5,88,650	37,345	..	1,02,884	5,45,35
France	15,788	18,025	9,180	14,578	6,541	24,14,425	16,24,017	11,55,271	20,72,929	10,02,73
Spain	2,803	2,325	2,326	2,320	688	3,85,984	2,63,559	3,42,938	3,80,922	95,77
Portugal (*including* Azores and Madeira)	..	200	..	300	..	..	27,160	..	38,700	..
Italy (*including* Fiume)	6,176	7,890	5,058	6,692	1,456	9,00,122	9,60,046	5,70,700	9,38,578	2,46,42
Yugoslavia (Kingdom of the Serbs, Croats and Slovenes)	..	..	..	100	..	..	..	..	15,000	..
Greece (*including* Crete)	369	135	190	341	294	49,688	17,755	22,408	46,516	42,66
Philippines	50	..	..	..	1	6,240	..	..	..	15
Japan	1,900	..	500	955	4,303	2,81,799	..	42,223	1,31,749	5,86,52

No. 11—*continued*

ARTICLES, AND COUNTRIES OF FINAL DESTINATION; ALSO SHARE OF EACH PROVINCE	QUANTITY					VALUE				
	1932-33	1933-34	1934-35	1935-36	1936-37	1932-33	1933-34	1934-35	1935-36	1936-37
						R	R	R	R	R
Seeds—*continued*										
Oil seeds—*continued*										
Non-essential—continued										
Castor (II. K)—*continued*	Tons	Tons	Tons	Tons	Tons					
Egypt	..	50	2,267	222	187	..	4,875	2,46,550	36,630	27,120
Portuguese East Africa	..	200	..	100	150	..	20,750	..	14,000	21,150
United States of America—										
Vid Atlantic Coast	28,434	23,451	13,883	4,003	1,707	40,89,053	29,14,863	16,96,195	5,49,394	2,69,188
„ Pacific „	..	..	1	..	..	..	..	170	..	..
Other Foreign Countries	..	..	..	15	..	..	..	4	1,875	..
TOTAL FOREIGN COUNTRIES	62,092	53,592	40,468	35,545	20,495	89,40,247	65,91,717	48,58,605	49,86,548	30,77,748
Share of Bengal	*3,247*	*1,124*	*3,745*	*10,066*	*4,469*	*4,52,819*	*1,12,959*	*8,15,065*	*11,86,505*	*6,83,108*
„ *Bombay*	*49,389*	*33,626*	*25,164*	*31,197*	*14,988*	*70,40,150*	*40,55,896*	*30,91,862*	*43,66,552*	*23,16,418*
„ *Sind*	*47*	*89*	*174*	*320*	*97*	*6,635*	*10,159*	*23,037*	*53,235*	*20,925*
„ *Madras*	*33,107*	*46,720*	*34,666*	*18,385*	*23,525*	*49,01,537*	*57,73,917*	*41,73,234*	*27,09,483*	*25,77,316*
TOTAL	85,890	81,559	63,749	59,968	43,089	1,24,00,641	99,52,931	81,03,186	83,14,775	62,07,761
Copra or coconut kernel (II. K)—	Tons	Tons	Tons	Tons	Tons					
TOTAL BRITISH EMPIRE	1	6	12	7	5	1,118	2,247	3,662	3,921	3,197
Iraq	30	23	43	30	31	11,785	7,254	12,597	9,268	9,995
Other Foreign Countries	4	4	4	11	2	3,232	3,228	3,824	4,463	1,965
TOTAL FOREIGN COUNTRIES	34	27	47	41	33	15,017	10,482	16,421	13,731	11,961
Share of Bengal	..	..	..	..	..	..	..	*35*	..	*22*
„ *Bombay*	*35*	*32*	*55*	*46*	*37*	*15,243*	*11,688*	*17,917*	*16,483*	*14,128*
„ *Sind*	..	*1*	*3*	*2*	*1*	*770*	*1,036*	*2,101*	*1,169*	*1,004*
„ *Madras*	..	..	..	..	..	*117*	..	..	..	*4*
„ *Burma*	..	..	..	..	..	..	*5*	*30*	..	..
TOTAL	35	33	59	48	38	16,130	12,729	20,083	17,652	15,158
Cotton (II. K)—	Tons	Tons	Tons	Tons	Tons					
United Kingdom (*including* Channel Islands)	1,500	3,334	..	50	7,738	85,000	1,89,025	1	2,510	4,36,246
Malta and Gozo	..	..	..	..	565	..	..	..	..	17,574
Ceylon (*excluding* Maldives)	588	736	588	657	651	56,672	52,671	34,708	39,187	43,093
Other British Possessions	1	..	27	22	42	100	..	2,878	3,329	4,419
TOTAL BRITISH EMPIRE	2,189	4,070	615	729	8,996	1,41,772	2,41,697	37,587	45,026	5,01,332
Spain	200	..	..	..	..	25,128	..	..	..	..
Egypt	..	1,500	..	..	..	..	82,500	..	..	..
Other Foreign Countries	..	5	21	1	7	139	556	1,431	189	432
TOTAL FOREIGN COUNTRIES	200	1,505	21	1	7	25,262	83,056	1,431	189	432
Share of Bengal	..	..	..	*124*	*11*	..	..	..	*3,570*	*317*
„ *Bombay*	*1,638*	*4,975*	*34*	*33*	*7,891*	*1,01,762*	*2,87,893*	*3,976*	*4,663*	*4,60,897*
„ *Sind*	..	*18*	*180*	*35*	*49*	*70*	*1,182*	*11,176*	*4,107*	*2,160*
„ *Madras*	*751*	*570*	*302*	*370*	*478*	*65,218*	*35,375*	*18,854*	*26,370*	*30,386*
„ *Burma*	..	*12*	*120*	*118*	*574*	..	*303*	*5,012*	*5,996*	*18,004*
TOTAL	2,389	5,575	636	730	9,003	1,67,034	3,24,753	29,018	45,215	5,01,764

No. 11—*continued*

ARTICLES, AND COUNTRIES OF FINAL DESTINATION; ALSO SHARE OF EACH PROVINCE	QUANTITY					VALUE				
	1932-33	1933-34	1934-35	1935-36	1936-37	1932-33	1933-34	1934-35	1935-36	1936-37
Seeds—*continued*						R	R	R	R	R
Oil seeds—*continued*										
Non-essential—continued										
Groundnuts (II. K)—	Tons	Tons	Tons	Tons	Tons					
United Kingdom (*including* Channel Islands)	31,643	52,821	134,196	62,399	134,930	57,71,510	66,54,538	1,70,09,851	1,00,17,439	2,20,99,014
Palestine	1,082	4,947	2,050	..	4,318	1,46,973	5,75,568	2,49,188	..	7,27,720
Aden and Dependencies	38	37	35	40	41	11,013	9,352	9,617	10,280	11,429
Ceylon (*excluding* Maldives)	389	637	626	935	497	32,698	35,790	33,192	1,07,389	32,270
Straits Settlements	67	674	3,475	287	571	8,767	75,859	3,39,446	48,510	1,00,208
Federated Malay States	..	132	205	437	503	10	15,395	26,119	69,101	79,055
Union of South Africa	700	950	700	1,996	..	1,28,500	1,01,686	81,375	3,17,034	..
Canada—*Vid* Atlantic Coast	..	4	236	702	1,470	..	650	46,399	1,59,828	3,54,340
Newfoundland and Labrador	..	..	..	..	30	..	..	..	..	6,000
British West India Islands (*excluding* Bahamas)	17	3	..	4	50	5,070	550	..	440	12,035
Commonwealth of Australia	..	672	916	930	400	..	73,019	1,28,051	1,49,684	63,875
Other British Possessions	14	39	58	41	60	2,628	5,413	8,832	5,439	9,422
TOTAL BRITISH EMPIRE	33,951	60,916	142,497	67,771	142,865	61,07,169	75,47,760	1,79,21,600	1,06,85,080	2,34,95,428
Sweden	..	816	..	..	..	..	1,21,920	..	..	..
Norway	2,496	2,300	6,201	2,307	2,016	3,87,215	2,67,712	6,59,288	3,55,363	3,29,640
Poland (*including* Danzig)	..	..	1,550	..	..	..	..	1,36,530	..	..
Denmark	1,501	6,818	5,896	410	7,044	2,43,910	7,76,786	5,96,506	66,520	11,06,838
Germany	48,129	97,249	65,116	71,268	110,056	75,80,112	1,18,17,219	72,70,266	1,12,21,414	1,81,42,771
Netherlands	87,474	100,855	114,813	95,161	175,435	1,37,61,629	1,21,78,480	1,26,60,701	1,54,27,187	2,89,72,444
Belgium	8,627	13,491	13,951	9,196	38,731	13,94,239	14,19,458	15,11,273	14,36,893	65,18,338
France	219,447	188,080	99,203	140,697	172,973	3,67,93,453	2,33,97,705	1,16,87,807	2,28,67,278	2,87,31,600
Spain	..	..	..	4	2,000	..	..	..	1,000	3,16,500
Portugal (*including* Azores and Madeira)	..	..	3,709	4,251	8,896	..	..	4,21,074	6,45,182	15,58,008
Italy (*including* Fiume)	28,214	72,413	54,870	17,765	76,140	44,32,219	88,89,410	59,38,246	20,95,181	1,31,24,357
Greece (*including* Crete)	10	268	325	137	365	2,050	49,145	56,715	1,11,114	74,176
Turkey, Asiatic	..	4	5	650	2,380	..	585	610	99,060	3,75,043
Syria	49	182	61	9	52	12,955	46,238	11,755	1,696	12,090
Native States in Arabia other than Maskat Territory and Trucial Oman	33	40	32	22	10	8,504	7,617	6,367	4,177	2,791
Iraq	41	62	61	78	119	11,360	12,151	11,683	15,826	29,613
Egypt	3,026	1,916	2,299	331	293	4,83,433	2,41,415	3,89,361	48,348	47,213
French West Africa (*including* Fr. Mandated Territories of Togoland and Cameroons)	..	..	..	1,909	..	..	..	..	2,96,822	..
Portuguese East Africa	..	..	..	..	50	..	10	..	..	8,011
Italian East Africa (Somaliland and Eritrea)	..	..	..	40	..	85	..	..	7,080	..
United States of America—*Vid* Atlantic Coast	..	1,100	28	131	9	..	1,30,707	6,500	19,010	2,750
Other Foreign Countries	14	34	18	30	49	3,531	7,148	2,917	5,223	9,88
TOTAL FOREIGN COUNTRIES	399,061	485,630	368,697	344,796	596,618	6,51,14,695	5,87,68,706	4,13,62,589	5,56,25,174	9,93,62,066
Share of Bengal	..	..	*51*	*4*	..	..	..	*3,150*	*700*	..
,, *Bombay*	*32,994*	*91,073*	*74,677*	*80,240*	*100,803*	*1,52,23,546*	*1,18,30,771*	*98,39,428*	*1,26,07,634*	*1,67,90,471*
,, *Sind*	*49*	*96*	*56*	*55*	*45*	*2,956*	*15,814*	*2,232*	*3,634*	*2,651*
,, *Madras*	*349,968*	*455,337*	*436,350*	*332,230*	*638,577*	*5,59,87,759*	*5,44,60,737*	*4,90,76,108*	*5,38,39,098*	*10,60,51,688*
,, *Burma*	*7*	*40*	*62*	*38*	*58*	*603*	*4,144*	*6,271*	*4,197*	*7,679*
TOTAL	438,012	546,546	511,194	412,567	739,483	7,12,21,864	6,68,11,466	5,92,84,189	6,65,10,263	12,28,57,494
Linseed (II. K)—	Tons	Tons	Tons	Tons	Tons					
United Kingdom (*including* Channel Islands)	14,270	176,425	103,784	90,144	217,666	16,54,832	2,01,24,771	1,28,40,984	1,20,68,395	3,18,66,229

No. 11—*continued*

ARTICLES, AND COUNTRIES OF FINAL DESTINATION; ALSO SHARE OF EACH PROVINCE	QUANTITY					VALUE				
	1932-33	1933-34	1934-35	1935-36	1936-37	1932-33	1933-34	1934-35	1935-36	1936-37
						R	R	R	R	R
Seeds—*continued*										
Oil seeds—*continued*										
Non-essential—continued										
Linseed (II. K)—*continued*	Tons	Tons	Tons	Tons	Tons					
Kenya Colony	2	..	40	..	..	462	45	5,454	35	55
Canada—										
Vid Atlantic Coast	..	..	7,141	..	6,896	..	..	9,22,906	..	11,78,819
Commonwealth of Australia	9,415	11,958	21,442	9,780	18,282	10,18,780	13,60,484	25,97,226	12,85,866	27,06,720
Other British Possessions	30	30	33	40	46	5,582	5,576	6,559	7,246	9,489
TOTAL BRITISH EMPIRE	23,717	188,413	132,440	99,914	242,890	26,79,656	2,14,90,876	1,63,78,129	1,33,61,042	3,57,56,812
Norway	250	250	200	..	..	28,078	21,801	23,176	..	..
Poland (*including* Danzig)	..	100	..	..	..	..	12,500	..	..	..
Germany	9,480	10,316	5,421	8,410	13,904	13,31,562	13,35,057	7,09,400	11,03,892	20,49,921
Netherlands	200	3,984	700	390	6,302	32,148	5,23,792	87,612	48,046	9,51,971
Belgium	345	10,204	824	3,556	209	39,745	12,65,716	1,03,722	4,80,633	31,311
France	21,611	42,603	13,714	7,580	7,566	25,01,495	51,23,695	16,94,157	10,13,187	11,05,631
Spain	1,650	9,100	3,567	2,586	594	2,09,115	10,53,215	4,31,898	3,32,662	1,00,113
Portugal (*including* Azores and Madeira)	..	..	400	1,001	3,018	..	..	40,000	1,25,814	4,68,554
Italy (*including* Fiume)	10,578	21,690	10,118	6,696	750	18,18,039	31,25,476	13,06,936	8,85,627	91,650
Greece (*including* Crete)	2,980	6,204	4,624	3,479	3,998	3,17,001	6,95,207	5,63,910	4,60,237	5,80,005
Japan	150	1,404	..	..	..	17,018	1,68,429	..	..	..
Egypt	1,028	38	1,552	51	50	1,16,610	4,826	1,86,524	6,647	6,781
Portuguese East Africa	1	1	1	50	100	587	191	312	6,782	14,602
United States of America—										
Vid Atlantic Coast	200	83,961	64,798	31,029	16,653	24,000	1,08,61,737	84,58,759	42,27,552	24,87,273
,, Pacific ,,	..	600	..	..	..	..	68,505	..	..	..
Other Foreign Countries	..	..	6	1	..	54	105	1,216	106	217
TOTAL FOREIGN COUNTRIES	48,473	190,455	105,925	64,829	53,144	64,31,097	2,42,60,252	1,36,02,617	87,01,186	78,87,879
Share of Bengal	*47,166*	*185,637*	*96,605*	*62,151*	*116,680*	*59,23,788*	*2,08,13,673*	*1,17,98,343*	*1,07,72,895*	*1,63,86,644*
,, *Bombay*	*25,024*	*184,718*	*1,30,317*	*75,566*	*169,607*	*38,86,965*	*3,43,14,894*	*1,67,97,680*	*1,02,93,493*	*2,55,75,451*
,, *Madras*	..	*5,523*	*11,443*	*7,026*	*7,747*	..	*6,22,561*	*13,85,723*	*10,65,790*	*11,82,096*
TOTAL	72,190	378,868	238,365	164,743	296,034	91,10,753	4,57,51,128	2,99,75,746	2,20,62,178	4,36,44,191
Mowa or Mowra (II. K)—	Tons	Tons	Tons	Tons	Tons					
TOTAL BRITISH EMPIRE	25	..	..	..	..	4,700	15	..	150	..
Belgium	146	..	..	..	..	16,874	..	..	..	..
United States of America—*Vid* Atlantic Coast	..	..	..	..	..	..	..	..	..	10
Total Foreign Countries	146	..	..	..	..	16,874	..	..	..	10
Share of Bombay	*171*	..	..	..	..	*21,574*	*15*	..	*150*	*10*
Mustard (II. K)—	Tons	Tons	Tons	Tons	Tons					
United Kingdom (*including* Channel Islands)	20	20	39	26	38	3,302	3,362	6,525	5,468	6,160
Ceylon (*excluding* Maldives)	61	212	82	14	175	8,982	26,290	12,289	2,557	26,498
Straits Settlements	42	74	27	32	18	13,824	20,494	8,636	11,626	4,143
Union of South Africa	10	15	19	14	24	2,500	3,890	4,329	3,597	5,144
Mauritius and Dependencies	31	32	24	21	24	7,874	7,320	4,236	3,501	4,125
Other British Possessions	48	34	49	57	80	11,277	7,620	8,754	11,665	14,430
TOTAL BRITISH EMPIRE	212	387	240	164	359	48,268	68,976	44,769	38,414	60,500

INDIAN MERCHANDISE

No. 11—*continued*

ARTICLES, AND COUNTRIES OF FINAL DESTINATION; ALSO SHARE OF EACH PROVINCE	QUANTITY					VALUE				
	1932-33	1933-34	1934-35	1935-36	1936-37	1932-33	1933-34	1934-35	1935-36	1936-37
Seeds—*continued*						R	R	R	R	R
Oil seeds—*continued*										
Non-essential—continued										
Mustard (H. K)—*continued*	Tons	Tons	Tons	Tons	Tons					
Germany	446	337	201	74	100	69,809	52,338	52,507	15,666	20,946
Netherlands	194	227	265	63	190	32,110	35,445	43,992	11,381	37,129
Belgium	891	324	274	290	262	1,16,396	44,832	46,040	54,631	46,543
France	1,870	1,995	1,562	1,498	1,672	3,20,715	3,12,506	2,73,941	2,80,114	3,08,062
Italy (*including* Fiume)	103	5	5	..	..	13,625	800	800	..	..
United States of America—*Vid* Atlantic Coast	26	101	124	..	16	3,775	14,000	26,588	..	2,560
Other Foreign Countries	2	3	2	28	16	1,313	958	456	6,749	3,189
TOTAL FOREIGN COUNTRIES	3,443	3,002	2,533	1,953	2,256	5,57,823	4,60,864	4,45,224	3,68,541	4,18,429
Share of Bengal	*51*	*54*	*42*	*46*	*93*	*8,550*	*7,916*	*5,756*	*7,567*	*13,040*
" *Bombay*	*3,026*	*2,716*	*2,338*	*1,965*	*2,353*	*5,27,066*	*4,52,339*	*4,31,698*	*3,81,552*	*4,21,869*
" *Sind*	*526*	*496*	*292*	*100*	*130*	*63,473*	*46,318*	*45,501*	*16,571*	*23,315*
" *Madras*	*52*	*193*	*51*	*6*	*134*	*6,997*	*23,245*	*7,039*	*960*	*20,605*
" *Burma*	..	..	..	..	..	..	*32*	*25*	*5*	*109*
TOTAL	3,655	3,389	2,773	2,117	2,615	6,06,091	5,29,840	4,89,993	4,06,055	4,78,929
Niger (H. K)—	Tons	Tons	Tons	Tons	Tons					
United Kingdom (*including* Channel Islands)	377	331	244	334	465	45,115	35,880	20,984	36,455	54,729
Canada—*Vid* Atlantic Coast	..	1	2	39	..	..	210	312	8,045	..
Other British Possessions	6	3	9	3	34	1,110	530	1,831	640	5,843
TOTAL BRITISH EMPIRE	383	335	255	376	499	46,225	36,620	23,127	45,140	60,572
Germany	1,460	1,265	880	836	848	1,81,459	1,25,993	63,141	94,961	96,087
Netherlands	200	269	140	180	328	27,444	29,088	11,824	20,965	39,439
Belgium	178	254	197	313	376	25,880	26,223	19,421	38,084	45,952
France	5	15	20	95	95	750	2,170	2,008	11,861	11,923
United States of America—*Vid* Atlantic Coast	87	59	146	182	271	17,330	9,288	20,871	28,356	40,745
" Pacific "	..	..	..	14	5	..	..	..	2,955	670
Other Foreign Countries	..	50	1	3	5	..	4,988	147	440	536
TOTAL FOREIGN COUNTRIES	1,930	1,912	1,334	1,623	1,928	2,52,863	1,97,744	1,17,407	1,97,572	2,35,352
Share of Bengal	*1*	*1*	*3*	..	*9*	*140*	*130*	*581*	*40*	*1,837*
" *Bombay*	*475*	*248*	*173*	*346*	*41*	*82,918*	*36,175*	*24,874*	*54,892*	*6,574*
" *Madras*	*1,337*	*1,998*	*1,413*	*1,653*	*2,377*	*2,16,030*	*1,98,059*	*1,15,079*	*1,87,780*	*2,88,063*
TOTAL	2,313	2,247	1,589	1,999	2,427	2,99,088	2,34,364	1,40,534	2,42,712	2,95,924
Poppy (H. K)—	Tons	Tons	Tons	Tons	Tons					
United Kingdom (*including* Channel Islands)	5	44	..	..	30	1,085	6,585	..	28	6,860
Ceylon (*excluding* Maldives)	19	16	14	9	1	6,468	4,857	3,857	2,420	314
Straits Settlements	50	77	29	20	3	14,193	21,665	5,246	6,524	904
Other British Possessions	9	8	12	9	8	4,178	4,266	3,445	3,359	3,910
TOTAL BRITISH EMPIRE	83	145	55	38	42	25,924	37,373	13,148	12,331	11,988
Denmark	172	148	..	..	..	38,162	25,381	..	..	..
Germany	204	95	..	..	..	36,392	16,650	..	..	..
Netherlands	125	80	..	..	9	32,231	15,910	..	..	1,240
France	75	403	..	..	..	16,312	79,620	..	..	..

No. 11—*continued*

ARTICLES, AND COUNTRIES OF FINAL DESTINATION; ALSO SHARE OF EACH PROVINCE	QUANTITY					VALUE				
	1932-33	1933-34	1934-35	1935-36	1936-37	1932-33	1933-34	1934-35	1935-36	1936-37
Seeds—*continued*										
Oil seeds—*continued*						Rs	Rs	Rs	Rs	Rs
***Non-essential*—continued**										
Poppy (Il. K)—*continued*	Tons	Tons	Tons	Tons	Tons					
Japan	..	65	..	..	..	..	9,500	..	..	..
United States of America—										
Vid Atlantic Coast	30	30	20	..	..	5,200	4,800	4,400	..	..
Other Foreign Countries	3	2	..	1	1	1,460	649	338	782	612
TOTAL FOREIGN COUNTRIES	609	618	20	1	10	1,29,807	1,52,600	4,738	782	1,861
Share of Bengal	*19*	*67*	*10*	*1*	*1*	*4,022*	*10,571*	*1,507*	*1,017*	*937*
" Bombay	*675*	*798*	*64*	*36*	*51*	*1,51,709*	*1,60,083*	*16,207*	*11,404*	*12,867*
" Sind	..	*93*	*1*	*2*	..	..	*19,319*	*172*	*642*	*45*
TOTAL	692	963	75	39	52	1,55,731	1,89,973	17,886	13,063	13,849
Rape (Il. K)—	Tons	Tons	Tons	Tons	Tons					
United Kingdom (*including* Channel Islands)	16,680	19,710	12,171	2,046	15,052	13,91,412	20,88,170	13,72,511	2,87,884	21,32,804
Ceylon (*excluding* Maldives)	410	228	318	90	256	3,08,480	62,467	70,621	23,270	73,647
Straits Settlements	71	75	60	89	64	20,284	21,174	20,220	28,792	20,773
Mauritius and Dependencies	8	3	12	22	21	1,697	750	3,265	5,675	5,879
Other British Possessions	17	11	36	10	7	5,515	2,803	7,552	2,154	1,977
TOTAL BRITISH EMPIRE	17,186	20,027	12,598	2,257	15,400	15,27,388	21,75,364	14,74,169	3,47,225	22,35,080
Norway	800	1,200	..	200	200	96,024	1,27,261	..	28,000	30,067
Germany	9,058	9,779	4,194	4,700	800	12,28,432	10,90,588	4,54,979	6,04,000	1,12,500
Netherlands	11,550	14,531	6,945	2,459	5,750	16,62,796	16,15,766	7,90,272	3,35,080	7,28,620
Belgium	2,525	4,348	2,604	950	2,631	3,24,795	4,91,628	2,90,235	1,28,000	3,73,560
France	8,305	11,073	5,193	3,274	7,100	10,41,446	12,51,579	6,01,483	4,36,255	10,02,000
Spain	250	1,074	810	635	26	32,970	1,19,244	93,718	89,402	4,222
Italy (*including* Fiume)	70,497	9,672	6,438	156	5,564	94,09,755	10,85,071	3,86,055	22,588	7,84,800
Japan	100	..	..	..	..	13,962	..	..	..	..
United States of America—										
Vid Atlantic Coast	275	1,755	1,142	4,387	175	35,500	1,96,808	1,44,318	5,87,825	36,644
" Pacific	..	..	14	8	..	..	..	2,827	420	..
Other Foreign Countries	..	4	1	1	1	97	626	317	487	299
TOTAL FOREIGN COUNTRIES	103,360	53,436	24,336	16,764	22,287	1,38,45,767	59,68,066	27,65,104	22,31,557	31,32,712
Share of Bengal	*103*	*7*	*16*	*4*	..	*14,532*	*946*	*2,375*	*768*	*120*
" Bombay	*3,014*	*1,390*	*695*	*473*	*524*	*4,84,851*	*2,21,433*	*1,37,971*	*1,01,426*	*1,32,074*
" Sind	*111,374*	*71,765*	*36,143*	*18,499*	*37,030*	*1,48,66,459*	*78,89,082*	*40,88,933*	*24,70,714*	*52,25,089*
" Madras	*55*	*301*	*80*	*40*	*33*	*7,233*	*31,069*	*9,994*	*5,374*	*12,609*
TOTAL	114,546	73,463	36,934	19,021	37,637	1,53,73,105	81,43,430	42,39,273	25,78,782	53,67,792
Sesamum (til or jinjili) (Il. K)—	Tons	Tons	Tons	Tons	Tons					
Cyprus	..	9	13	15	100	..	1,320	2,020	3,000	16,762
Palestine	86	201	10	4	133	18,456	29,184	1,330	800	21,757
Aden and Dependencies	38	243	491	46	267	9,020	54,687	1,07,827	9,188	53,725
Ceylon (*excluding* Maldives)	416	802	680	198	1,697	94,224	1,62,561	1,19,918	33,781	3,32,933
Straits Settlements	451	605	52	46	129	77,122	55,823	7,696	12,708	21,252
Commonwealth of Australia	..	..	..	..	198	..	..	..	105	35,640
Other British Possessions	51	55	37	20	54	11,990	7,118	6,389	4,815	8,843
TOTAL BRITISH EMPIRE	1,042	1,915	1,283	329	2,578	2,10,812	3,10,693	2,44,680	64,397	4,90,912

INDIAN MERCHANDISE

No. 11—*continued*

ARTICLES, AND COUNTRIES OF FINAL DESTINATION; ALSO SHARE OF EACH PROVINCE	QUANTITY					VALUE				
	1932-33	1933-34	1934-35	1935-36	1936-37	1932-33	1933-34	1934-35	1935-36	1936-37
Seeds—*continued*										
Oil seeds—*continued*						R	R	R	R	R
Non-essential—continued										
Sesamum (til or jinjili) (II. K) —*continued*	Tons	Tons	Tons	Tons	Tons					
Denmark	..	..	..	..	2,500	..	..	..	..	5,00,000
Germany	200	385	110	..	15	36,000	55,080	14,480	..	3,000
Netherlands	600	..	..	..	2,241	1,17,000	..	..	..	4,36,851
France	183	167	62	..	95	31,251	28,454	9,540	..	18,990
Portugal (*including* Azores and Madeira)	200	..	..	..	300	36,000	..	..	..	57,000
Italy (*including* Fiume)	4,596	8,454	783	5	4,268	7,76,704	11,12,056	95,189	1,254	7,78,158
Greece (*including* Crete)	20	..	168	9	40	3,644	..	22,800	1,230	10,514
Syria	118	224	16	96	479	29,145	49,149	2,580	16,590	88,160
Maskat Territory and Trucial Oman	14	10	11	64	5	4,885	4,091	2,342	17,764	965
Other Native States in Arabia	443	697	1,007	341	621	1,20,544	1,66,987	2,21,692	87,933	1,42,634
Egypt	2,763	3,273	568	380	883	5,36,524	4,68,184	77,982	52,190	1,22,237
Italian East Africa (Somaliland and Eritrea)	7	56	80	..	..	1,510	14,175	20,313	..	..
United States of America—										
Vid Atlantic Coast	105	54	89	65	182	28,069	12,210	23,927	24,127	62,243
„ Pacific „	..	5	64	10	9	..	1,920	16,938	4,072	3,389
Other Foreign Countries	31	21	4	1	..	7,875	1,413	932	241	64
TOTAL FOREIGN COUNTRIES	9,280	13,346	2,962	971	11,638	17,39,101	19,08,719	5,08,214	2,05,406	22,24,205
Share of Bengal	*65*	*11*	*8*	..	*14*	*10,575*	*1,370*	*1,656*	*65*	*1,786*
„ *Bombay*	*9,821*	*14,382*	*3,719*	*1,116*	*12,873*	*18,70,362*	*21,08,515*	*6,73,007*	*2,36,574*	*24,99,573*
„ *Sind*	*72*	*308*	*349*	*45*	*53*	*15,592*	*43,857*	*53,801*	*10,764*	*16,765*
„ *Madras*	*56*	*14*	*99*	*113*	*1,141*	*9,003*	*1,387*	*14,833*	*18,802*	*1,77,590*
„ *Burma*	*308*	*646*	*70*	*26*	*136*	*44,441*	*59,283*	*9,547*	*4,403*	*19,406*
TOTAL	10,322	15,261	4,245	1,300	14,216	19,49,913	22,19,412	7,52,894	2,69,903	27,15,117
Tea (II. K)—	Tons	Tons	Tons	Tons	Tons					
Straits Settlements	4	..	..	..	..	10,800	..	..	..	..
Kenya Colony	9	..	6	6	5	47,703	..	31,500	29,053	28,262
Tanganyika Territory	4	..	..	6	6	12,403	..	..	38,250	38,250
Other British Possessions	..	..	..	..	1	2,705	750	..	..	500
TOTAL BRITISH EMPIRE	17	..	6	12	12	73,701	750	31,500	67,303	67,012
Sumatra	2	..	..	..	..	5,064	..	..	..	..
Java	43	..	..	..	..	41,125	..	..	..	..
Portuguese East Africa	2	..	..	..	5	4,780	..	50	..	10,000
Other Foreign Countries	1	..	..	..	..	2,999	..	..	..	..
TOTAL FOREIGN COUNTRIES	48	..	..	..	5	53,918	..	50	..	10,000
Share of Bengal	*52*	..	..	..	*6*	*55,218*	*750*	*50*	..	*10,500*
„ *Bombay*	*13*	..	*6*	*12*	*11*	*60,196*	..	*31,500*	*67,303*	*66,512*
„ *Madras*	..	..	..	..	..	*2,305*	..	..	..	..
TOTAL	65	..	6	12	17	1,27,619	750	31,550	67,303	77,012

No. 11—*continued*

ARTICLES, AND COUNTRIES OF FINAL DESTINATION; ALSO SHARE OF EACH PROVINCE	QUANTITY					VALUE				
	1932-33	1933-34	1934-35	1935-36	1936-37	1932-33	1933-34	1934-35	1935-36	1936-37
Seeds—*continued*						R	R	R	R	R
Oil seeds—*continued*										
Non-essential—continued										
Other sorts (II. K)—	Tons	Tons	Tons	Tons	Tons					
United Kingdom (*including* Channel Islands)	276	166	147	96	132	27,840	25,181	20,460	11,619	18,113
Other British Possessions	22	43	6	9	23	4,585	6,050	3,456	3,406	3,497
TOTAL BRITISH EMPIRE	298	209	153	105	155	32,425	29,181	23,916	15,025	21,610
Germany	176	1,780	32	2	1	25,627	1,94,669	3,434	432	240
Netherlands	282	4,202	181	5	16	30,907	5,12,908	20,920	462	1,880
Belgium	315	557	352	809	376	32,239	61,441	28,630	78,777	36,933
France	75	..	24	..	..	9,400	..	2,445	..	..
Spain	4	5	128	74	10	400	600	14,313	7,560	800
Portuguese East Africa	49	..	44	..	..	4,214	42	5,656	80	75
United States of America— *Vid* Atlantic Coast	1	1,142	4	1	2	420	1,71,834	1,178	120	300
„ Pacific „	..	4	..	..	..	..	810	4	..	..
Other Foreign Countries	2	9	9	6	46	1,381	3,186	2,270	1,478	3,663
TOTAL FOREIGN COUNTRIES	904	7,699	774	897	451	1,04,588	9,45,490	78,845	88,915	43,891
Share of Bengal	*49*	*32*	..	..	*15*	*4,314*	*2,051*	*80*	..	*918*
„ *Bombay*	*1,192*	*7,833*	*918*	*994*	*536*	*1,33,897*	*9,62,666*	*1,00,376*	*1,03,250*	*53,677*
„ *Sind*	..	..	..	..	..	*16*	..	..	*65*	*30*
„ *Madras*	*30*	*32*	*9*	*4*	*44*	*3,647*	*6,156*	*3,305*	*1,113*	*2,826*
„ *Burma*	*1*	*21*	..	*4*	*11*	*140*	*3,798*	..	*512*	*3,050*
TOTAL	1,202	7,908	927	1,002	606	1,87,013	9,74,671	1,02,761	1,03,940	65,501
Total of Seeds, non-essential—	Tons	Tons	Tons	Tons	Tons					
United Kingdom (*including* Channel Islands)	81,528	279,946	276,961	177,504	396,590	1,23,12,803	3,23,93,759	3,48,40,137	2,54,88,488	5,95,51,490
Malta and Gozo	..	..	..	..	565	..	..	..	..	17,574
Cyprus	..	15	21	15	100	..	2,610	3,740	3,000	16,762
Palestine	1,169	5,148	2,115	4	4,446	1,65,429	6,04,752	2,56,775	800	7,49,507
Aden and Dependencies	77	283	565	110	356	21,038	65,736	1,28,502	24,387	71,859
Bahrein Islands	14	28	33	37	38	3,425	5,488	7,158	8,746	9,842
Ceylon (*excluding* Maldives)	1,997	2,652	2,324	1,933	3,335	3,10,778	3,49,348	2,79,307	2,13,148	5,18,370
Straits Settlements	698	1,546	3,648	482	806	1,46,951	1,98,627	3,73,021	1,09,540	1,49,208
Federated Malay States	23	168	248	483	552	7,674	20,332	31,304	77,248	87,093
Hongkong	35	17	6	10	23	6,521	1,585	1,177	1,595	3,593
Union of South Africa	724	981	731	2,026	33	1,35,520	1,09,611	90,336	3,24,029	8,259
Kenya Colony	36	8	52	17	18	54,632	3,507	39,725	32,883	31,974
Tanganyika Territory	5	2	1	8	10	13,313	861	707	39,039	39,144
Mauritius and Dependencies	52	67	81	92	86	12,414	12,804	13,426	16,314	16,552
Canada— *Vid* Atlantic Coast	15	5	7,394	744	8,375	4,000	860	9,71,487	1,68,813	15,30,579
Newfoundland and Labrador	..	..	..	..	30	..	..	..	..	6,000
British West India Islands (*excluding* Bahamas)	23	7	5	13	63	6,289	1,270	693	1,977	14,474
Commonwealth of Australia	10,382	13,502	24,229	12,632	20,943	11,37,893	15,27,443	29,03,158	16,99,035	30,95,289
New Zealand	106	1	2	..	4	14,320	170	390	40	534
Other British Possessions	18	14	19	15	22	6,502	4,053	4,825	4,208	5,858
TOTAL BRITISH EMPIRE	96,902	304,390	318,435	196,125	436,395	1,48,59,497	3,53,02,766	3,94,45,868	2,82,13,290	6,59,28,956

No. 11—*continued*

ARTICLES, AND COUNTRIES OF FINAL DESTINATION; ALSO SHARE OF EACH PROVINCE	QUANTITY					VALUE				
	1932-33	1933-34	1934-35	1935-36	1936-37	1932-33	1933-34	1934-35	1935-36	1936-37
						R	R	R	R	R
Seeds—continued										
Oil seeds—*concluded*										
***Non-essential*—concluded**										
***Total of Seeds, non-essential*—continued**	Tons	Tons	Tons	Tons	Tons					
Estonia	..	..	50	..	2	600	..	5,000	..	470
Sweden	..	820	..	..	1	..	1,22,810	..	..	156
Norway	3,546	3,750	6,401	2,507	2,216	5,11,312	4,16,274	6,82,464	3,88,868	3,59,707
Poland (*including* Danzig)	..	269	1,650	1,188	1,226	..	32,826	1,48,480	1,66,817	1,81,782
Denmark	1,673	6,981	5,896	512	9,620	2,82,072	8,02,167	5,96,506	81,788	16,16,050
Germany	70,705	125,673	79,277	85,812	125,804	1,07,03,739	1,52,37,339	89,38,662	1,31,13,997	2,04,86,885
Netherlands	100,635	125,533	126,284	101,137	190,471	1,56,96,815	1,50,63,655	1,39,95,054	1,62,46,247	3,12,60,533
Belgium	16,948	29,478	18,205	15,849	46,166	25,39,148	33,47,632	20,00,946	22,20,237	75,97,997
France	208,359	257,361	129,017	167,722	196,043	4,31,33,791	3,17,14,746	1,54,36,597	2,66,81,674	3,21,80,966
Spain	4,907	12,504	7,331	6,119	3,823	6,53,592	14,35,618	8,82,662	8,11,552	5,18,205
Portugal (*including* Azores and Madeira)	200	200	3,109	5,552	12,214	36,000	27,160	4,61,074	8,19,696	20,83,562
Italy (*including* Fiume)	129,164	120,121	73,768	81,315	88,178	1,73,46,114	1,46,72,871	82,93,978	48,43,178	1,50,25,390
Yugoslavia (Kingdom of the Serbs, Croats and Slovenes)	..	..	..	100	..	..	..	..	15,000	..
Greece (*including* Crete)	3,379	6,657	5,307	4,366	4,697	3,72,383	7,67,083	6,65,332	6,19,097	7,07,355
Turkey, Asiatic	..	8	5	650	2,380	..	1,135	610	99,060	3,75,043
Syria	167	406	79	105	531	42,100	95,387	14,720	18,316	1,00,254
Masikat Territory and Trucial Oman	26	47	43	93	15	9,230	10,935	9,208	24,420	3,661
Other Native States in Arabia	478	737	1,053	870	639	1,40,919	1,75,527	2,30,330	94,098	1,48,097
Iraq	72	86	105	112	165	23,392	19,645	24,450	25,664	39,941
Sumatra	2	1	..	..	..	5,084	150	..	..	..
Java	43	..	..	1	..	41,336	70	344	389	142
Philippines	50	..	..	..	1	6,240	..	..	65	198
Japan	2,150	1,469	507	955	4,349	3,17,769	1,78,041	42,920	1,31,754	5,88,385
Egypt	6,817	6,781	7,588	985	1,413	11,32,173	8,02,740	9,01,317	1,44,035	2,03,301
French West Africa (*including* Fr. Mandated Territories of Togoland and Cameroons)	..	..	..	1,909	..	..	..	..	2,96,822	..
Portuguese East Africa	53	202	46	151	308	10,528	22,010	6,623	21,705	54,929
Italian East Africa (Somáli land and Eritrea)	7	56	80	75	..	1,615	14,175	20,351	14,625	..
United States of America—										
Vid Atlantic Coast	29,158	111,653	80,234	39,798	19,015	42,03,347	1,43,05,747	1,03,77,781	54,35,885	29,01,718
„ Pacific „	..	609	79	26	14	..	71,235	19,939	7,447	4,059
Other Foreign Countries	41	32	3	12	41	13,260	6,218	753	2,670	8,766
TOTAL FOREIGN COUNTRIES	629,580	811,422	547,117	467,421	708,822	9,72,27,059	9,93,42,696	6,87,56,245	7,24,19,501	11,64,06,546
Share of Bengal	*50,853*	*189,913*	*105,480*	*93,396*	*123,398*	*57,83,458*	*2,09,50,366*	*1,26,22,470*	*1,19,73,427*	*1,74,98,679*
„ *Bombay*	*177,395*	*341,691*	*238,211*	*193,020*	*309,630*	*3,95,90,169*	*4,44,42,374*	*3,06,16,496*	*2,81,73,376*	*4,83,40,530*
„ *Sind*	*113,068*	*72,801*	*37,196*	*19,108*	*37,405*	*1,49,63,005*	*80,31,761*	*42,33,943*	*35,65,891*	*53,94,981*
„ *Madras*	*385,850*	*510,688*	*484,413*	*359,837*	*674,106*	*6,12,04,740*	*6,11,53,406*	*5,57,08,329*	*5,70,04,979*	*11,11,43,063*
„ *Burma*	*316*	*719*	*252*	*186*	*778*	*45,184*	*67,555*	*20,986*	*15,118*	*53,339*
TOTAL	726,482	1,115,812	805,552	663,546	1,145,217	11,15,86,556	13,46,45,462	10,32,02,113	10,06,32,791	18,23,30,502

No. 11—*continued*

ARTICLES, AND COUNTRIES OF FINAL DESTINATION; ALSO SHARE OF EACH PROVINCE	QUANTITY					VALUE				
	1932-33	1933-34	1934-35	1935-36	1936-37	1932-33	1933-34	1934-35	1935-36	1936-37
						R	R	R	R	R
Seeds—*continued*										
Other than oil seeds (II. K)—	Tons	Tons	Tons	Tons	Tons					
United Kingdom (*including* Channel Islands)	32	31	85	30	2	7,401	8,685	28,511	5,245	1,302
Canada—										
Vid Atlantic Coast	..	..	1	18	5	..	..	2,800	13,194	2,255
,, Pacific ,,	..	..	..	1	..	..	..	..	520	..
Other British Possessions	15	14	44	25	53	6,698	5,718	8,470	6,657	14,736
TOTAL BRITISH EMPIRE	47	45	130	80	60	14,099	14,403	39,781	25,616	18,293
France	198	172	227	287	244	41,345	41,195	68,068	92,448	51,823
Portuguese East Africa	..	1	..	..	181	..	120	..	..	25,864
United States of America—										
Vid Atlantic Coast	11	88	68	295	242	4,199	27,019	1,23,809	1,78,196	1,49,395
,, Pacific ,,	..	..	1	64	5	..	..	2,500	54,510	3,225
Other Foreign Countries	35	19	18	11	19	7,254	4,079	8,312	4,817	9,358
TOTAL FOREIGN COUNTRIES	239	280	314	657	691	52,798	72,413	2,02,684	3,29,971	2,39,105
Share of Bengal	*2*	*3*	*31*	*16*	*16*	*1,471*	*2,850*	*6,088*	*3,551*	*3,441*
,, *Bombay*	*84*	*122*	*113*	*525*	*493*	*18,983*	*36,131*	*1,56,665*	*3,15,317*	*1,98,864*
,, *Sind*	*198*	*200*	*301*	*164*	*242*	*43,174*	*47,467*	*79,038*	*34,363*	*50,053*
,, *Madras*	*2*	..	..	*4*	..	*3,164*	*323*	*5*	*1,398*	..
,, *Burma*	..	..	..	*28*	..	*105*	*45*	*79*	*958*	*100*
TOTAL	286	325	444	737	751	66,897	86,816	2,42,465	3,55,587	2,57,458
Total of Seeds—	Tons	Tons	Tons	Tons	Tons					
United Kingdom (*including* Channel Islands)	81,903	280,930	279,250	178,797	393,040	1,23,85,734	3,25,34,576	3,46,73,882	2,56,73,809	5,97,60,296
Malta and Gozo	..	..	..	..	565	..	..	..	..	17,574
Cyprus	..	15	21	15	100	..	2,010	3,740	3,000	16,762
Palestine	1,169	5,150	2,115	4	4,445	1,65,529	6,05,152	2,56,915	800	7,49,507
Aden and Dependencies	136	369	643	218	446	39,965	1,05,237	1,53,429	66,369	1,09,723
Bahrein Islands	15	32	38	41	43	3,741	8,208	7,985	10,556	12,410
Ceylon (*excluding* Maldives)	3,802	5,290	5,019	5,118	6,800	6,20,725	9,80,721	9,82,974	9,84,947	11,82,332
Maldives	..	9	1	..	..	6,417	201	319	234	184
Straits Settlements	2,053	3,572	5,589	2,764	2,559	4,75,078	6,60,710	7,87,387	6,76,441	4,83,700
Federated Malay States	130	300	353	598	702	25,758	43,304	54,184	99,233	1,23,197
Hongkong	87	49	9	22	55	16,400	6,105	3,017	4,000	7,993
Union of South Africa	897	1,168	903	2,202	218	2,00,271	1,66,640	1,47,806	3,78,870	64,434
Zanzibar and Pemba	31	33	43	52	50	17,911	25,345	30,169	28,486	22,388
Kenya Colony	127	126	149	160	155	98,248	60,780	87,214	91,589	86,453
Tanganyika Territory	31	23	23	37	43	27,498	13,210	15,193	51,754	53,251
Anglo-Egyptian Sudan	6	3	34	9	12	2,365	1,645	10,956	2,239	2,895
Mauritius and Dependencies	165	200	259	228	244	38,880	39,552	38,505	42,094	44,676
Canada—										
Vid Atlantic Coast	15	5	7,395	762	3,380	4,000	860	9,74,287	1,82,007	15,32,834
,, Pacific ,,	..	1	..	1	..	..	350	..	520	..
Newfoundland and Labrador	..	..	..	..	30	..	..	..	..	6,000
British West India Islands (*excluding* Bahamas)	27	8	8	28	69	7,501	1,542	1,089	5,895	16,530
Commonwealth of Australia	10,407	13,563	24,380	12,658	20,974	11,42,159	15,38,015	29,25,336	17,04,302	31,01,856
New Zealand	107	1	2	..	4	14,393	240	587	70	634
Fiji Islands	23	38	35	44	20	8,765	8,471	9,523	11,643	7,080
Other British Possessions	23	16	20	15	24	6,425	4,333	5,249	4,364	6,605
TOTAL BRITISH EMPIRE	101,158	310,897	326,289	203,708	444,083	1,53,07,713	3,68,07,825	4,11,69,740	3,00,28,272	6,74,09,923

No. 11—*continued*

ARTICLES, AND COUNTRIES OF FINAL DESTINATION; ALSO SHARE OF EACH PROVINCE	QUANTITY					VALUE				
	1932-33	1933-34	1934-35	1935-36	1936-37	1932-33	1933-34	1934-35	1935-36	1936-37
						R	R	R	R	R
Seeds—*concluded*										
***Total of Seeds*—continued**	Tons	Tons	Tons	Tons	Tons					
Estonia	..	..	50	..	2	..	..	5,000	..	470
Sweden	7	851	17	39	53	2,300	1,33,700	5,950	13,785	18,683
Norway	3,546	3,750	6,401	2,511	2,216	5,11,312	4,16,274	6,82,464	3,84,627	3,59,707
Poland (*including* Danzig)	..	269	1,650	1,188	1,226	..	32,826	1,48,480	1,66,817	1,81,732
Denmark	1,673	6,961	5,896	512	9,620	2,82,092	8,02,167	5,96,506	81,788	16,16,050
Germany	70,752	125,728	79,281	85,879	125,808	1,07,16,416	1,52,46,447	89,40,098	1,31,26,122	2,04,38,385
Netherlands	100,664	125,843	1,26,294	101,139	190,505	1,56,98,924	1,51,25,400	1,39,97,074	1,62,46,733	3,12,75,453
Belgium	16,985	29,494	18,224	15,884	46,195	25,49,010	33,52,589	20,06,260	23,29,126	76,09,131
France	268,561	257,603	129,291	168,056	196,409	4,31,77,166	3,17,69,341	1,55,13,480	2,67,88,192	3,22,61,617
Spain	4,907	12,504	7,332	6,119	3,323	6,53,592	14,35,618	8,83,262	8,11,552	5,18,205
Portugal (*including* Azores and Madeira)	200	200	4,109	5,552	12,214	36,000	27,160	4,61,074	8,19,696	20,83,562
Italy (*including* Fiume)	120,164	120,158	78,831	81,321	88,188	1,78,46,114	1,46,80,086	83,01,278	48,45,818	1,50,28,507
Yugoslavia (Kingdom of the Serbs, Croats and Slovenes)	..	..	..	100	..	..	..	..	15,000	..
Greece (*including* Crete)	3,979	6,657	5,308	4,366	4,697	3,72,383	7,67,083	6,65,613	6,19,147	7,07,480
Turkey, Asiatic	..	8	5	650	2,380	..	1,135	610	99,060	3,75,043
Syria	170	407	131	105	531	42,675	95,989	23,975	18,511	1,00,409
Maskat Territory and Trucial Oman	44	77	66	173	67	15,922	21,479	19,085	52,177	25,282
Other Native States in Arabia	521	761	1,033	413	696	1,55,547	1,86,492	2,40,124	1,09,619	1,68,361
Iraq	74	88	112	116	166	24,117	20,227	26,076	26,626	43,153
Sumatra	2	1	..	..	..	5,179	350	..	..	..
Java	126	46	107	139	671	54,112	5,568	15,679	19,680	88,449
Siam	16	12	3	3	2	6,632	3,700	341	1,503	1,934
Philippines	50	1	..	..	1	6,200	704	40	87	327
Japan	2,164	1,472	516	959	4,364	3,20,843	1,78,792	44,265	1,32,638	5,93,664
Egypt	6,826	6,876	7,693	999	1,414	11,36,415	8,38,337	9,37,558	1,49,504	2,03,876
French West Africa (*including* Fr. Mandated Territories of Togoland and Cameroons)	..	..	..	1,909	..	..	..	15	2,96,822	..
Portuguese East Africa	88	243	83	189	535	24,915	36,683	20,046	35,100	94,464
Italian East Africa (Somaliland and Eritrea)	14	61	93	80	..	5,309	17,668	27,476	17,012	..
United States of America—										
Via Atlantic Coast	30,473	112,570	80,632	40,820	20,189	45,93,491	1,45,31,750	1,06,25,773	59,16,964	34,45,472
„ Pacific „	24	609	125	268	77	6,880	71,235	43,849	1,52,903	34,595
Other Foreign Countries	53	37	17	31	60	17,096	8,861	8,689	10,454	10,225
TOTAL FOREIGN COUNTRIES	631,483	813,235	548,360	469,520	711,009	9,77,60,762	9,98,07,466	6,42,40,000	7,32,81,563	11,72,82,086
Share of Bengal	*52,084*	*191,493*	*108,185*	*94,769*	*125,891*	*59,32,124*	*2,11,62,303*	*1,29,52,174*	*1,23,12,860*	*1,78,63,720*
„ *Bombay*	*180,766*	*346,912*	*243,535*	*197,580*	*314,581*	*3,06,50,018*	*4,59,69,452*	*3,22,70,291*	*3,01,62,320*	*4,98,63,869*
„ *Sind*	*118,269*	*73,082*	*37,616*	*19,564*	*33,014*	*1,50,07,850*	*81,15,991*	*43,75,166*	*27,48,899*	*55,22,026*
„ *Madras*	*336,554*	*511,671*	*484,296*	*360,320*	*675,984*	*6,13,20,304*	*6,12,59,640*	*5,67,71,070*	*5,80,26,707*	*11,13,38,613*
„ *Burma*	*913*	*1,124*	*418*	*555*	*1,922*	*1,08,379*	*1,08,006*	*41,145*	*53,549*	*1,04,681*
TOTAL	782,686	1,124,182	874,649	673,288	1,155,692	11,80,68,475	13,66,15,291	10,54,09,536	10,33,04,835	18,46,92,909

No. 11—*continued*

ARTICLES, AND COUNTRIES OF FINAL DESTINATION; ALSO SHARE OF EACH PROVINCE	QUANTITY					VALUE				
	1932-33	1933-34	1934-35	1935-36	1936-37	1932-33	1933-34	1934-35	1935-36	1936-37
						R	R	R	R	R
Shells and Cowries—										
Cowries (II. 8)—	Cwts.	Cwts.	Cwts.	Cwts.	Cwts.					
TOTAL BRITISH EMPIRE	9	11	7	48	..	60	385	60	1,035	..
TOTAL FOREIGN COUNTRIES	12	14	11	25	49	225	250	225	780	1,157
Share of Bengal . . .	*16*	*25*	*11*	*60*	*34*	*235*	*635*	*225*	*1,605*	*1,032*
„ *Bombay* . . .	*5*	..	*7*	*13*	*15*	*50*	..	*60*	*210*	*125*
TOTAL .	21	25	18	73	49	285	635	285	1,815	1,157
Shells (chanks, sankhli, large ornamental shells, cowras, mother-of-pearl shells, and oyster shells) (*II. 8*)—	Cwts.	Cwts.	Cwts.	Cwts.	Cwts.					
United Kingdom (*including* Channel Islands) . .	2,882	2,880	2,024	1,644	1,651	96,818	74,080	37,720	41,050	44,074
Straits Settlements . .	374	798	734	248	162	3,555	13,791	13,080	1,700	1,222
TOTAL BRITISH EMPIRE	3,256	3,678	2,758	1,892	1,813	1,00,368	86,871	50,800	42,750	46,196
TOTAL FOREIGN COUNTRIES	72	11	..	..	17	1,662	345	..	..	250
Share of Bengal . . .	..	*1*	*23*	..	*17*	..	*30*	*360*	..	*250*
„ *Bombay* . . .	*14*	..	..	..	..	*760*	..	..	..	..
„ *Sind* . . .	..	..	..	..	..	*10*	..	..	..	..
„ *Madras* . . .	*3*	..	..	..	..	*50*	..	..	..	..
„ *Burma* . . .	*3,311*	*3,688*	*2,735*	*1,892*	*1,813*	*1,01,220*	*87,186*	*50,440*	*42,750*	*46,196*
TOTAL .	3,328	3,689	2,758	1,892	1,830	1,02,030	87,216	50,800	42,750	46,446
Tortoise-shell (*including* nakhli or nakli) (*II. 8*)—	Lbs.	Lbs.	Lbs.	Lbs.	Lbs.					
TOTAL BRITISH EMPIRE	1,473	1,266	260	279	154	2,500	435	975	1,050	154
TOTAL FOREIGN COUNTRIES .	21	..	..	25	35	210	..	..	92	132
Share of Bengal . .	*8*	*1,242*	..	*27*	..	*500*	*207*	..	*50*	..
„ *Bombay* . .	*1,465*	*24*	*260*	*277*	*35*	*2,000*	*234*	*975*	*1,092*	*132*
„ *Madras* . .	..	..	..	..	*154*	..	..	..	..	*154*
„ *Burma* . .	*21*	..	..	..	..	*210*	..	..	..	..
TOTAL .	1,494	1,266	260	304	189	2,710	435	975	1,142	286
Total of Shells and Cowries . . .	—	—	—	—	—	1,05,025	88,2 6	52,060	45,707	47,889
Soap (III. U)—	Cwts.	Cwts.	Cwts.	Cwts.	Cwts.					
Ceylon (*excluding* Maldives)	154	247	460	579	687	6,307	10,434	18,916	28,029	30,718
Straits Settlements . .	41	77	95	297	191	1,840	5,523	4,922	10,131	11,000
Federated Malay States .	4	13	32	108	187	268	845	2,304	7,503	11,442
Kenya Colony . . .	130	33	34	81	227	5,510	1,750	2,482	5,344	7,500
Mauritius and Dependencies	147	385	279	8	4	8,295	8,857	8,952	829	820
Other British Possessions .	185	107	306	127	100	8,299	4,245	7,314	5,007	3,956
TOTAL BRITISH EMPIRE .	670	862	1,206	1,198	1,346	25,547	31,154	39,890	56,843	64,945

No. 11—*continued*

ARTICLES, AND COUNTRIES OF FINAL DESTINATION; ALSO SHARE OF EACH PROVINCE	QUANTITY					VALUE				
	1932-33	1933-34	1934-35	1935-36	1936-37	1932-33	1933-34	1934-35	1935-36	1936-37
Soap (II I. U)—*continued*	Cwts.	Cwts.	Cwts.	Cwts.	Cwts.	₹	₹	₹	₹	₹
Iraq	13,711	14,442	15,584	20,380	23,079	2,14,539	1,99,529	2,16,451	2,48,579	2,72,112
Other Foreign Countries	258	227	232	375	189	4,588	4,011	5,386	5,679	3,117
TOTAL FOREIGN COUNTRIES	13,969	14,669	15,816	20,755	23,268	2,19,127	2,02,540	2,21,837	2,54,258	2,75,229
Share of Bengal	*46*	*231*	*148*	*447*	*379*	*2,478*	*3,567*	*3,837*	*22,342*	*23,169*
" *Bombay*	*13,998*	*14,708*	*16,398*	*20,693*	*23,458*	*2,35,876*	*2,08,628*	*2,34,677*	*2,62,236*	*2,85,524*
" *Sind*	*249*	*101*	*164*	*162*	*145*	*4,406*	*1,407*	*1,933*	*1,786*	*1,579*
" *Madras*	*346*	*491*	*402*	*651*	*630*	*11,916*	*15,692*	*16,290*	*24,740*	*29,883*
" *Burma*	..	..	..	..	*2*	..	..	..	..	*39*
TOTAL	14,639	15,531	17,023	21,953	24,614	2,44,674	2,28,694	2,61,737	3,11,101	3,40,174
Specimens illustrative of natural science (II. S)—										
United Kingdom (including Channel Islands)	—	—	—	—	—	26,797	12,555	15,868	31,812	27,887
Other British Possessions	—	—	—	—	—	927	2,100	437	1,268	1,765
TOTAL BRITISH EMPIRE	—	—	—	—	—	27,724	14,655	16,305	33,080	29,152
United States of America—										
Vid Atlantic Coast	—	—	—	—	—	27,815	9,915	730	5,816	43,918
" Pacific "	—	—	—	—	—	..	..	100	340	600
Other Foreign Countries	—	—	—	—	—	3,897	4,357	2,326	3,214	2,279
TOTAL FOREIGN COUNTRIES	—	—	—	—	—	31,712	14,272	3,156	8,870	46,097
Share of Bengal	—	—	—	—	—	*4,026*	*3,566*	*2,776*	*7,942*	*8,149*
" *Bombay*	—	—	—	—	—	*26,816*	*7,220*	*13,888*	*19,095*	*25,774*
" *Sind*	—	—	—	—	—	*14,530*	*13,789*	*486*	*6,796*	*38,221*
" *Madras*	—	—	—	—	—	*2,468*	*2,292*	*1,505*	*4,810*	*3,575*
" *Burma*	—	—	—	—	—	*11,596*	*3,060*	*1,457*	*3,307*	*430*
TOTAL	—	—	—	—	—	59,436	28,927	19,461	41,950	76,149
Spices—	Cwts.	Cwts.	Cwts.	Cwts	Cwts.					
Betelnuts (*J. F*)—										
Aden and Dependencies	388	368	281	310	362	12,381	10,083	6,784	7,665	8,743
Union of South Africa	1,574	1,609	1,761	1,738	1,424	81,186	74,849	78,647	55,727	54,757
Kenya Colony	498	563	665	880	800	19,582	25,005	24,209	31,001	27,722
Fiji Islands	243	208	233	236	313	5,159	3,227	3,464	4,145	4,779
Other British Possessions	201	238	219	243	416	8,784	8,358	9,444	10,141	16,184
TOTAL BRITISH EMPIRE	2,904	3,086	3,159	3,407	3,315	1,26,992	1,22,512	1,22,498	1,08,679	1,12,185
Portuguese East Africa	213	214	226	270	315	12,470	10,720	11,388	14,147	14,970
Other Foreign Countries	162	112	134	128	69	7,252	3,627	4,204	4,567	2,011
TOTAL FOREIGN COUNTRIES	375	326	360	398	384	19,722	14,347	15,537	18,714	16,981
Share of Bengal	*345*	*226*	*388*	*322*	*447*	*3,497*	*5,361*	*5,796*	*4,511*	*6,400*
" *Bombay*	*1,700*	*1,641*	*1,462*	*1,841*	*1,848*	*76,357*	*64,703*	*59,914*	*71,350*	*69,160*
" *Sind*	*8*	*9*	*10*	*4*	*3*	*210*	*172*	*140*	*91*	*50*
" *Madras*	*1,226*	*1 436*	*1,659*	*1,638*	*1,406*	*61,681*	*66,694*	*75,257*	*50,941*	*53,566*
" *Burma*	..	..	..	..	..	*19*	*29*	..	..	..
TOTAL	3,279	3,412	3,519	3,805	3,699	1,46,714	1,36,859	1,35,035	1,27,393	1,29,166

No. 11—*continued*

ARTICLES, AND COUNTRIES OF FINAL DESTINATION; ALSO SHARE OF EACH PROVINCE	QUANTITY					VALUE				
	1932-33	1933-34	1934-35	1935-36	1936-37	1932-33	1933-34	1934-35	1935-36	1936-37
Spices—*continued*										
***Cardamoms (I. F)*—**	Cwts.	Cwts.	Cwts.	Cwts.	Cwts.	R	R	R	R	R
United Kingdom (*including* Channel Islands)	900	1,608	1,330	835	775	1,76,404	3,01,714	2,21,888	1,37,018	1,76,371
Palestine	152	91	71	108	44	23,175	10,445	10,400	13,800	7,150
Aden and Dependencies	227	285	108	208	202	31,872	33,492	14,515	21,915	38,560
Bahrein Islands	668	481	324	861	534	57,716	57,684	59,735	1,61,000	1,04,508
Straits Settlements	65	105	104	129	68	9,701	11,575	11,727	15,501	15,710
Union of South Africa	32	92	57	70	101	3,832	6,233	4,883	6,884	8,576
Zanzibar and Pemba	17	41	23	29	25	3,310	7,410	4,075	5,500	4,180
Kenya Colony	34	51	42	97	68	7,420	9,550	6,740	14,251	10,747
Anglo-Egyptian Sudan	96	117	92	137	52	13,739	16,725	11,000	19,060	8,175
Other British Possessions	31	57	32	47	19	3,069	6,652	2,840	5,642	2,456
TOTAL BRITISH EMPIRE	2,217	2,928	2,183	2,521	1,973	3,30,328	4,91,480	3,47,303	4,00,571	3,76,433
U. S. S. R.—										
Northern	31	24	6	..	6	4,942	5,400	1,500	..	1,008
Finland	..	144	191	301	355	..	19,814	26,058	45,420	1,02,628
Sweden	1,937	3,248	2,694	3,389	3,283	4,03,642	6,37,484	5,03,863	6,08,477	6,28,947
Norway	254	217	420	279	288	44,050	40 022	69,923	34,392	51,180
Denmark	306	757	372	645	390	47,478	1,24 873	62,888	1,13,259	92,580
Germany	1,343	1,584	1,296	1,175	297	2,27,772	2,22,396	1,61,586	1,67,836	61,490
Netherlands	136	149	69	31	19	20,583	26,724	8,120	5,595	3,604
France	..	7	216	10	27	..	1,104	11,515	2,038	5,768
Turkey, Asiatic	..	..	21	49	32	..	..	2,100	5,100	3,680
Syria	37	2	9	14	16	6,100	250	1,700	2,350	2,900
Maskat Territory and Trucial Oman	48	55	46	80	39	8,517	10,340	7,585	12,460	6,502
Other Native States in Arabia	853	904	718	940	1,454	1,48,697	1,50,509	1,29,841	1,64,670	1,68,566
Iraq	113	155	69	97	41	16,394	21,700	9,675	18,475	5,865
Iran	118	193	145	165	129	15,679	25,198	19,187	25,140	19,480
Egypt	314	101	80	267	74	48,590	14,183	13,027	40,150	12,885
United States of America—										
Vid Atlantic Coast	566	1,345	599	1,376	1,158	1,14,703	2,99,494	1,34,981	2,26,360	2,67,281
„ Pacific „	40	111	56	73	21	6,194	25,622	9,334	12,080	5,320
Other Foreign Countries	43	56	87	55	61	7,060	7,688	10,814	9,064	8,540
TOTAL FOREIGN COUNTRIES	6,139	9,052	7,094	9,446	7,646	11,20,401	16,32,796	11,83,697	14,92,866	14,48,174
Share of Bengal	*39*	*76*	*54*	*55*	*67*	*3,241*	*4,119*	*3,849*	*4,717*	*3,956*
„ *Bombay*	*5,333*	*3,218*	*2,166*	*3,609*	*3,047*	*6,01,333*	*5,39,528*	*3,60,776*	*5,93,659*	*6,68,018*
„ *Sind*	*4*	..	*14*	*2*	*1*	*310*	..	*1,075*	*175*	*451*
„ *Madras*	*4,476*	*8,686*	*7,043*	*8,299*	*6,495*	*5,45,585*	*15,80,617*	*11,66,291*	*12,39,776*	*11,51,425*
„ *Burma*	*4*	..	..	*2*	*9*	*260*	*12*	*9*	*110*	*756*
TOTAL	8,356	11,980	9,277	11,967	9,619	14,50,729	21,24,276	15,31,000	18,93,437	18,24,607
***Chillies (I. F)*—**	Cwts.	Cwts.	Cwts.	Cwts.	Cwts.					
United Kingdom (*including* Channel Islands)	375	103	21	108	29	12,282	3,338	501	1,315	699
Aden and Dependencies	1,248	1,427	1,446	1,593	2,251	23,423	28,482	24,802	28,121	40,129
Ceylon (*excluding* Maldives)	150,509	134,704	147,794	173,983	137,197	19,09,931	19,92,562	25,89,868	17,95,235	18,24,446
Straits Settlements	11,760	7,315	5,467	2,868	3,595	1.45,574	1,21,536	82,705	32.743	44,218
Federated Malay States	3,268	1,328	1,016	660	1,405	38,963	19,752	16,715	7,335	15,691
Union of South Africa	173	349	144	1,382	1,120	3,283	5,473	2,667	20,911	17,426
Mauritius and Dependencies	1,187	1,493	1,415	816	2,905	12,538	21,341	23,358	7,800	34,042
Other British Possessions	464	391	140	184	264	9,667	6,709	3,547	3,494	4,782
TOTAL BRITISH EMPIRE	168,040	147,170	157,443	181,594	148,826	21,55,031	21,94,103	27,44,163	18,96,954	19,81,433
Maskat Territory and Trucial Oman	285	213	371	426	366	4,089	3,149	5,329	5,930	3,577
Other Native States in Arabia	161	129	195	222	80	2,818	2,060	3,654	5,320	1,662

No. 11—*continued*

ARTICLES, AND COUNTRIES OF FINAL DESTINATION; ALSO SHARE OF EACH PROVINCE	QUANTITY					VALUE				
	1932-33	1933-34	1934-35	1935-36	1936-37	1932-33	1933-34	1934-35	1935-36	1936-37
Spices—continued	Cwts.	Cwts.	Cwts.	Cwts.	Cwts.	R	R	R	R	R
Chillies (I. F)—continued										
Iraq	59	124	302	427	97	806	1,812	5,471	4,571	1,247
Italian East Africa (Somaliland and Eritrea)	328	187	69	648	180	6,693	3,470	1,899	10,280	2,700
Other Foreign Countries	573	70	62	98	28	9,506	1,101	1,305	1,253	515
TOTAL FOREIGN COUNTRIES	1,406	723	999	1,816	751	23,887	11,682	17,748	27,363	9,641
Share of Bengal	*123,411*	*86,517*	*77,167*	*129,613*	*56,209*	*15,51,460*	*13,26,799*	*19,33,194*	*11,56,753*	*5,99,643*
" *Bombay*	*2,346*	*2,696*	*2,301*	*4,310*	*4,028*	*46,439*	*46,991*	*48,695*	*73,535*	*68,877*
" *Sind*	*181*	*180*	*241*	*255*	*222*	*2,000*	*2,145*	*2,875*	*2,936*	*2,235*
" *Madras*	*36,932*	*49,325*	*63,986*	*43,732*	*68,769*	*4,34,841*	*4,93,906*	*12,36,719*	*5,97,629*	*9,46,187*
" *Burma*	*13,424*	*17,648*	*14,747*	*5,609*	*21,358*	*1,44,808*	*3,39,034*	*2,46,428*	*65,149*	*3,72,032*
TOTAL	170,346	147,803	158,442	183,410	149,577	21,79,548	22,05,875	27,61,911	19,24,317	19,91,074
Cinnamon (I. F)—	Cwts.	Cwts.	Cwts.	Cwts.	Cwts.					
United Kingdom (*including* Channel Islands)	34	51	58	34	121	1,662	2,521	1,612	872	5,707
Other British Possessions	6	7	8	14	9	105	200	107	222	99
TOTAL BRITISH EMPIRE	40	58	66	48	130	1,767	2,721	1,719	1,094	5,806
TOTAL FOREIGN COUNTRIES	..	..	14	..	1	..	..	280	..	11
Share of Bengal	*5*	*7*	*8*	*14*	*10*	*98*	*240*	*107*	*222*	*110*
" *Bombay*	*1*	..	..	..	..	*15*	..	..	..	..
" *Madras*	*34*	*51*	*72*	*34*	*121*	*1,662*	*2,481*	*1,892*	*872*	*5,707*
TOTAL	40	58	80	48	131	1,767	2,721	1,999	1,094	5,817
Cloves (I. F)—	Cwts.	Cwts.	Cwts	Cwts.	Cwts.					
TOTAL BRITISH EMPIRE	7	1	..	7	11	530	100	4	310	580
Share of Bengal	*7*	*1*	..	*7*	*11*	*530*	*100*	..	*310*	*580*
" *Madras*	..	..	..	..	..	..	..	*4*	..	..
TOTAL	7	1	..	7	11	530	100	4	310	580
Ginger (I. F)—	Cwts.	Cwts.	Cwts.	Cwts.	Cwts.					
United Kingdom (*including* Channel Islands)	10,917	5,230	5,400	667	1,362	2,10,685	1,09,806	1,27,935	28,748	55,251
Aden and Dependencies	14,873	16,902	16,760	11,581	9,853	3,00,198	2,08,116	3,03,962	3,10,337	3,46,691
Bahrein Islands	245	135	47	139	134	8,429	3,667	1,000	3,261	2,793
Ceylon (*excluding* Maldives)	2,023	1,753	2,445	2,676	2,262	35,270	30,642	59,282	98,827	93,205
Union of South Africa	50	202	168	119	159	1,000	3,553	6,195	4,155	5,812
Zanzibar and Pemba	345	403	366	386	395	11,086	11,635	10,782	10,862	13,919
Kenya Colony	538	649	496	564	493	16,109	19,045	14,880	16,718	19,462
Anglo-Egyptian Sudan	2,115	1,978	1,888	1,434	1,954	38,482	32,730	44,481	44,525	63,700
Canada—										
Via Atlantic Coast	201	200	550	..	..	4,533	1,652	6,801	..	..
" Pacific "	—	85	—	—	—	—	2,280	—	—	..

No. 11—*continued*

ARTICLES, AND COUNTRIES OF FINAL DESTINATION; ALSO SHARE OF EACH PROVINCE	QUANTITY					VALUE				
	1932-33	1933-34	1934-35	1935-36	1936-37	1932-33	1933-34	1934-35	1935-36	1936-37
Spices—*continued*						R	R	R	R	R
***Ginger (L. F)*—continued**	Cwts.	Cwts.	Cwts.	Cwts.	Cwts.					
Commonwealth of Australia	120	50	631	..	72	2,880	550	20,274	..	2,160
Other British Possessions	541	404	398	217	148	11,764	9,050	7,777	7,141	4,488
TOTAL BRITISH EMPIRE	31,968	28,041	29,189	17,818	16,832	6,10,436	5,17,726	5,92,869	5,24,594	6,97,016
Sweden	513	160	200	50	..	13,688	3,330	6,900	2,500	..
Germany	3,044	3,758	791	269	1,046	74,510	87,508	19,558	11,661	53,80
Netherlands	390	250	270	..	..	6,090	6,700	6,480	..	..
France	1,575	454	10	2	..	25,015	6,528	50	20	..
Syria	245	137	28	73	612	6,000	2,299	465	1,525	10,562
Native States in Arabia (other than Market Territory and Trucial Oman)	12,988	8,728	4,838	4,131	4,042	2,54,169	1,68,026	1,13,872	1,28,630	1,02,195
Iraq	239	253	118	71	155	7,626	6,055	2,870	1,544	3,202
Iran	1,047	518	419	723	1,276	28,476	12,051	9,497	22,311	37,452
Egypt	1,187	822	120	176	148	32,990	16,019	2,241	3,505	5,928
Italian East Africa (Somáliland and Eritrea)	1,344	1,868	1,412	950	254	27,727	32,094	25,889	34,375	12,750
United States of America—										
Vid Atlantic Coast	1,543	1,400	1,491	661	1,100	20,495	25,651	20,034	22,803	34,521
„ Pacific „	100	..	..	..	..	1,000	..	..	..	..
Other Foreign Countries	518	430	457	240	197	11,722	10,305	9,522	6,205	6,082
TOTAL FOREIGN COUNTRIES	24,633	18,788	10,140	7,355	9,730	5,10,308	3,86,016	2,34,228	2,30,130	3,27,382
Share of Bengal	*59*	*60*	*177*	*730*	*187*	*1,849*	*1,216*	*3,852*	*16,628*	*5,553*
„ *Bombay*	*38,057*	*32,519*	*29,026*	*20,653*	*20,415*	*7,35,872*	*6,22,073*	*5,88,044*	*5,84,337*	*6,83,728*
„ *Sind*	*13*	*31*	*15*	*2*	*15*	*177*	*390*	*232*	*29*	*644*
„ *Madras*	*18,472*	*13,914*	*9,887*	*3,698*	*5,783*	*3,62,943*	*2,80,063*	*2,34,083*	*1,52,773*	*2,42,776*
„ *Burma*	..	..	*183*	*84*	*162*	..	..	*866*	*906*	*1,092*
TOTAL	56,601	46,824	39,288	25,168	26,562	11,50,834	9,03,742	8,27,097	7,54,733	9,34,393
***Pepper (L. F)*—**	Cwts.	Cwts.	Cwts.	Cwts.	Cwts.					
United Kingdom (*including* Channel Islands)	5,233	6,811	5,244	1,037	1,447	1,89,370	1,97,467	1,71,928	32,688	34,213
Palestine	329	48	748	4	..	18,170	1,900	28,340	74	..
Aden and Dependencies	391	85	1,626	154	..	15,961	2,690	53,550	4,200	..
Bahrein Islands	231	60	325	..	31	15,689	3,115	19,910	..	1,110
Ceylon (*excluding* Maldives)	786	497	2,279	562	423	36,968	28,014	92,028	22,821	19,990
Zanzibar and Pemba	151	115	207	13	44	7,398	5,150	9,020	555	945
Kenya Colony	131	195	240	8	1	6,457	6,960	10,080	280	40
Tanganyika Territory	118	71	136	8	1	4,935	2,950	6,240	370	30
Anglo-Egyptian Sudan	268	290	332	..	..	13,625	10,480	11,800	..	..
Canada—										
Vid Atlantic Coast	1,281	2,014	1,804	1,731	362	46,811	76,962	49,641	54,655	8,750
„ Pacific „	400	20	100	..	..	10,000	600	3,000	20	..
Fiji Islands	123	124	113	104	74	5,194	3,772	3,632	2,932	1,532
Other British Possessions	51	147	209	58	28	3,129	5,307	7,971	2,308	1,001
TOTAL BRITISH EMPIRE	9,403	11,072	13,363	3,679	2,411	3,78,002	3,45,367	4,66,535	1,20,903	67,611

No. 11—*continued*

ARTICLES AND COUNTRIES OF FINAL DESTINATION; ALSO SHARE OF EACH PROVINCE	QUANTITY					VALUE				
	1932-33	1933-34	1934-35	1935-36	1936-37	1932-33	1933-34	1934-35	1935-36	1936-37
						R	R	R	R	R
Spices—*continued*										
Pepper (I. F.)—continued	Cwts.	Cwts.	Cwts.	Cwts.	Cwts.					
U. S. S. R.—										
Northern	..	102	..	..	..	..	2,660	..	..	..
Southern	443	30	..	..	..	14,845	1,333	..	..	..
Sweden	..	141	100	50	250	..	3,857	3,500	1,000	6,40
Norway	330	105	50	..	..	10,490	2,625	1,850	..	..
Poland (*including* Dantzig)	..	..	187	..	..	..	..	5,003	..	..
Germany	1,651	4,365	1,850	165	1,100	52,210	1,25,703	58,108	6,600	25,80
Netherlands	50	31	400	10	..	1,400	875	10,000	300	..
Belgium	..	..	..	20	200	..	..	..	500	5,00
France	1,061	200	460	..	..	37,090	5,750	16,085	..	..
Spain	382	100	..	60	..	14,840	2,620	..	1,800	..
Italy (*including* Fiume)	30,823	26,010	29,858	20,014	17,534	10,91,543	7,60,594	9,56,033	5,49,665	4,24,00
Bulgaria	187	45	..	..	..	7,474	1,350	..	..	..
Roumania	37	..	797	..	..	1,875	..	20,237	..	..
Greece (*including* Crete)	157	.	173	..	..	7,874	..	9,530	..	..
Turkey, European	248	420	25	..	..	10,300	15,250	1,000	..	..
Turkey, Asiatic	163	64	294	326	..	6,200	2,600	10,196	10,505	..
Syria	321	27	1,115	..	..	19,325	1,250	45,017	..	..
Maskat Territory and Trucial Oman	239	77	214	36	37	11,631	3,919	9,952	1,190	74
Other Native States in Arabia	1,113	699	679	73	14	52,262	27,641	28,717	4,480	30
Iraq	1,390	704	670	127	1	64,321	27,565	32,664	2,603	2
Iran	1,998	2,021	3,057	139	..	97,608	97,187	1,38,565	4,003	.
Egypt	3,225	2,289	1,290	3	..	1,67,415	1,05 001	46,527	135	..
Morocco (*a*)	575	—	—	—	—	20,750	—	—	—	..
Morocco, Spanish (*b*)	—	150	..	..	..	—	5,150	..	..	..
Italian East Africa (Somaliland and Eritrea)	448	266	753	50	..	18,680	9,650	27,224	1,800	..
United States of America—										
Via Atlantic Coast	5,152	8,223	17,599	1,000	2,600	1,82,454	2,29,741	5,25,651	35,200	61,00
„ Pacific „	..	1,625	1,000	600	800	..	41,150	32,500	20,000	17,00
Other Foreign Countries	224	143	136	73	30	7,802	4,980	5,437	2,168	97
TOTAL FOREIGN COUNTRIES	50,227	47,837	60,707	22,736	22,566	16,98,404	14,78,586	19,83,855	6,41,949	5,41,23
Share of Bengal	*762*	*521*	*656*	*513*	*480*	*29,917*	*27,925*	*38,364*	*23,147*	*18,23*
„ *Bombay*	*11,162*	*7,766*	*13,715*	*910*	*1,163*	*5,53,643*	*3,38,203*	*5,23,603*	*31,394*	*26,83*
„ *Sind*	*33*	*89*	*13*	*45*	*6*	*1,935*	*3,311*	*319*	*1,113*	*11*
„ *Madras*	*47,761*	*50,533*	*60,681*	*24,939*	*23,326*	*16,77,231*	*14,54,494*	*15,87,594*	*7,06,574*	*5,64,34*
„ *Burma*	*1*	..	*5*	*3*	*7*	*80*	..	*510*	*625*	*33*
TOTAL	59,725	58,909	74,070	26,415	24,977	22,71,406	18,23,903	24, 0,390	7,82,852	6,08,85
Other sorts (I. F.)—	Cwts.	Cwts.	Cwts.	Cwts.	Cwts.					
Kenya Colony	21	13	2	435	167	535	286	40	7,272	3,292
Other British Possessions	562	450	391	651	968	18,471	11,932	7,525	16,371	23,625
TOTAL BRITISH EMPIRE	583	463	393	1,086	1,135	19,006	12,218	7,565	23,743	26,917
TOTAL FOREIGN COUNTRIES	472	425	679	543	936	12,348	10,628	15,648	10,616	19,803

(*a*) Discontinued from 1933-34.
(*b*) Separately specified from 1933-34.

No. 11—*continued*

ARTICLES, AND COUNTRIES OF FINAL DESTINATION; ALSO SHARE OF EACH PROVINCE	QUANTITY					VALUE				
	1932-33	1933-34	1934-35	1935-36	1936-37	1932-33	1933-34	1934-35	1935-36	1936-37
Spices—*continued*						R	R	R	R	R
***Other sorts (I.F)*—continued**	Cwts.	Cwts.	Cwts.	Cwts.	Cwts.					
Share of Bengal	*379*	*317*	*382*	*273*	*339*	*16,551*	*8,854*	*9,141*	*8,193*	*8,933*
,, *Bombay*	*292*	*276*	*244*	*1,007*	*1,159*	*6,362*	*7,628*	*6,515*	*19,923*	*26,767*
,, *Sind*	*283*	*236*	*322*	*255*	*333*	*5,555*	*5,300*	*5,477*	*4,076*	*5,733*
,, *Madras*	*84*	*4*	*119*	*79*	*208*	*2,436*	*291*	*2,865*	*1,785*	*4,935*
,, *Burma*	*17*	*6*	*5*	*15*	*42*	*445*	*768*	*215*	*382*	*392*
TOTAL	1,055	888	1,072	1,629	2,071	31,349	22,841	23,218	34,359	46,810
***Total of Spices*—**	Cwts.	Cwts.	Cwts.	Cwts.	Cwts.					
United Kingdom (*including* Channel Islands)	17,518	13,928	12,106	2,715	4,026	5,92,528	6,15,673	5,24,747	2,01,898	2,80,699
Palestine	559	263	854	120	94	43,602	14,935	39,600	14,114	8,299
Aden and Dependencies	17,214	19,120	20,294	13,038	12,037	3,85,394	3,63,960	4,04,088	3,75,311	4,37,280
Bahrein Islands	1,328	695	721	1,006	734	87,138	94,539	81,167	1,64,386	1,09,147
Ceylon (*excluding* Maldives)	153,365	157,103	152,579	177,282	140,015	19,83,042	20,56,306	27,44,049	19,18,941	19,41,487
Straits Settlements	11,879	7,176	5,803	3,109	3,766	1,57,370	1,34,845	1,00,814	52,604	62,674
Federated Malay States	3,292	1,362	1,051	703	1,446	40,418	21,263	17,761	8,735	17,318
Union of South Africa	1,867	2,303	2,195	3,348	2,840	91,394	93,251	94,852	88,699	87,147
Zanzibar and Pemba	693	701	674	700	686	28,354	28,315	26,772	23,175	24,238
Kenya Colony	1,225	1,571	1,445	1,984	1,598	50,213	61,862	55,449	69,022	62,313
Tanganyika Territory	426	335	323	337	331	15,705	11,448	13,092	12,155	9,510
Anglo-Egyptian Sudan	2,495	2,406	2,325	1,587	2,034	64,421	61,163	67,931	64,160	73,030
Mauritius and Dependencies	1,163	1,522	1,481	862	3,008	14,530	22,761	26,454	9,730	36,002
Canada—										
Via Atlantic Coast	1,482	2,824	2,404	1,751	402	51,344	90,204	57,958	54,655	9,965
,, Pacific ,,	400	105	100	..	..	10,000	2,880	3,020	40	..
Commonwealth of Australia	218	259	637	4	82	6,108	8,698	10,364	942	3,460
Fiji Islands	489	442	451	461	518	16,845	11,291	10,539	11,982	10,726
Other British Possessions	469	336	303	221	216	9,256	7,534	6,562	5,699	4,677
TOTAL BRITISH EMPIRE	216,157	192,619	205,746	210,155	174,639	36,47,722	36,86,817	42,36,114	30,76,848	31,77,981
U. S. S. R.—										
Northern	22	126	6	..	6	3,780	8,060	1,500	..	1,008
Southern	553	90	..	..	..	18,082	2,708	..	..	..
Finland	..	144	191	301	355	..	19,814	26,058	45,420	1,02,028
Sweden	2,450	3,549	2,994	3,089	3,483	4,17,330	6,44,721	5,14,263	6,11,977	6,35,347
Norway	634	322	470	279	283	55,240	42,047	71,773	34,392	51,180
Poland (*including* Danzig)	..	..	187	..	..	..	..	5,062	..	..
Denmark	326	927	442	645	396	47,878	1,28,923	64,518	1,13,259	92,580
Germany	6,075	9,707	3,937	11,609	2,453	3,55,007	4,35,632	2,39,252	1,66,097	1,41,294
Netherlands	576	440	739	41	19	28,963	34,299	24,550	5,895	3,604
Belgium	..	40	119	63	327	..	1,600	2,686	1,549	8,016
France	2,686	661	686	13	27	62,105	13,382	27,689	2,168	5,788
Spain	382	100	..	60	..	14,840	2,820	..	1,800	..
Italy (*including* Fiume)	30,838	26,023	30,017	20,058	17,584	10,91,718	7,61,141	9,59,833	5,50,845	4,24,001
Bulgaria	187	45	..	..	..	7,474	1,350	..	..	..
Roumania	37	..	797	..	..	1,875	..	20,287	..	..
Greece (*including* Crete)	169	..	173	11	18	8,090	..	9,530	250	450
Turkey, European	271	451	83	23	12	10,900	15,860	1,525	600	600
Turkey, Asiatic	180	64	315	375	32	6,700	2,600	12,296	15,605	3,680

No. 11—*continued*

ARTICLES, AND COUNTRIES OF FINAL DESTINATION; ALSO SHARE OF EACH PROVINCE	QUANTITY					VALUE				
	1932-33	1933-34	1934-35	1935-36	1936-37	1932-33	1933-34	1934-35	1935-36	1936-37
Spices—*concluded*						R	R	R	R	R
Total of Spices—continued	Cwts.	Cwts.	Cwts.	Cwts.	Cwts.					
Syria	603	166	1,171	87	628	31,625	8,799	47,572	8,875	13,462
Maskat Territory and Trucial Oman	981	690	1,063	923	848	33,669	24,933	30,894	26,883	20,388
Other Native States in Arabia	15,179	10,540	6,529	5,485	6,785	4,63,364	3,51,343	2,78,827	3,01,331	3,38,158
Iraq	1,842	1,248	1,194	723	300	89,872	57,607	51,407	27,213	10,486
Iran	3,235	2,769	3,662	1,036	1,411	1,43,470	1,35 934	1,68,136	51,892	56,960
Java	110	51	73	70	51	5,348	3,721	4,630	5,662	3,247
Egypt	5,047	3,224	1,502	459	233	2,53,635	1,35,470	62,110	44,176	19,063
Morocco (*a*)	575	—	—	—	—	20,750	—	—	—	—
Morocco Spanish (*b*)	—	150	..	..	..	—	5,150	..	..	..
Portuguese East Africa	256	298	264	403	496	15,616	16,798	14,079	19,558	23,294
Italian East Africa (Somáli land and Eritrea)	2,139	2,333	2,270	1,657	440	56,075	45,899	67,933	47,330	15,570
French Somaliland	84	67	126	9	..	1,845	2,075	5,327	245	..
United States of America—										
Vid Atlantic Coast	7,411	10,968	19,689	3,045	4,858	3,20,267	5,62,809	6,87,566	2,84,702	3,62,803
„ Pacific „	140	1,736	1,056	713	821	7,209	66,772	41,834	32,880	22,320
Other Foreign Countries	331	217	237	218	193	14,619	6,338	6,457	6,043	7,500
TOTAL FOREIGN COUNTRIES	93,252	77,146	80,002	42,294	42,014	35,85,155	35,34,000	34,47,535	24,21,647	23,63,321
Share of Bengal	*130,013*	*57,856*	*78,832*	*131,487*	*57,740*	*16,21,228*	*13,74,614*	*12,94,261*	*12,43,486*	*6,43,405*
„ *Bombay*	*67,391*	*49,115*	*47,914*	*32,380*	*31,660*	*20,70,221*	*16,19,126*	*15,80,647*	*13,19,760*	*15,42,335*
„ *Sind*	*524*	*595*	*615*	*564*	*580*	*9,487*	*11,318*	*10,103*	*7,727*	*9,279*
„ *Madras*	*99,035*	*114,749*	*143,447*	*32,419*	*1,00,049*	*33,86,339*	*33,78,416*	*46,00,705*	*23,00,350*	*29,70,276*
„ *Burma*	*12,446*	*17,651*	*14,940*	*5,709*	*26,573*	*1,45,812*	*3,36,343*	*2,48,028*	*67,182*	*3,75,257*
TOTAL	299,409	269,965	285,748	252,449	216,647	72,32,877	72,20,817	77,33,649	54,98,495	55,41,302
Stationery (*excluding* paper) (I) I. M)—										
United Kingdom (*including* Channel Islands)	—	—	—	—	—	29,562	2,884	2,618	1,285	5,006
Aden and Dependencies	—	—	—	—	—	5,010	3,954	4,895	1,923	4,305
Ceylon (*excluding* Maldives)	—	—	—	—	—	23,053	18,950	22,508	26,935	32,458
Straits Settlements	—	—	—	—	—	8,520	10,746	16,220	18,661	14,618
Zanzibar and Pemba	—	—	—	—	—	5,572	3,161	3,632	1,730	3,215
Kenya Colony	—	—	—	—	—	10,036	9,260	16,048	10,413	18,813
Tanganyika Territory	—	—	—	—	—	2,659	1,806	3,185	410	5,840
Other British Possessions	—	—	—	—	—	5,679	7,003	9,373	7,834	12,626
TOTAL BRITISH EMPIRE	—	—	—	—	—	90,091	57,764	78,479	69,211	96,776
Belgium	—	—	—	—	—	..	100	20,250	400	550
Portuguese East Africa	—	—	—	—	—	3,972	7,268	3,097	1,625	3,456
Other Foreign Countries	—	—	—	—	—	15,157	15,867	14,307	12,401	8,618
TOTAL FOREIGN COUNTRIES	—	—	—	—	—	19,129	23,235	37,654	14,426	12,623
Share of Bengal	—	—	—	—	—	*30,959*	*15,076*	*21,964*	*30,969*	*26,304*
„ *Bombay*	—	—	—	—	—	*76,708*	*48,541*	*76,604*	*35,288*	*66,219*
„ *Sind*	—	—	—	—	—	*2,145*	*3,130*	*2,313*	*678*	*1,230*
„ *Madras*	—	—	—	—	—	*8,161*	*13,083*	*15,189*	*15,667*	*16,606*
„ *Burma*	—	—	—	—	—	*1,373*	*1,179*	*164*	*45*	*10*
TOTAL	—	—	—	—	—	1,09,220	80,999	1,16,133	83,637	1,09,369

(*a*) Discontinued from 1933-34.
(*b*) Separately specified from 1933-34.

No. 11—*continued*

ARTICLES AND COUNTRIES OF FINAL DESTINATION; ALSO SHARE OF EACH PROVINCE	QUANTITY					VALUE				
	1932-33	1933-34	1934-35	1935-36	1936-37	1932-33	1933-34	1934-35	1935-36	1936-37
						R	R	R	R	R
Stone and Marble—										
Granite setts and pavement curbs (a) (II. B)—		Tons	Tons	Tons	Tons					
United Kingdom (*including* Channel Islands)	—	10,122	5,491	10,038	11,559	—	3,05,428	90,333	2,06,033	2,47,458
Other British Possessions	—	1	..	..	..	—	2,265	..	50	..
TOTAL BRITISH EMPIRE	—	10,123	5,491	10,038	11,559	—	3,07,693	90,333	2,06,083	2,47,458
TOTAL FOREIGN COUNTRIES	—	..	1	..	13	—	..	900	..	369
Share of Bombay	—	*1*	*1*	*1*	..	—	*2,265*	*900*	*170*	..
„ *Madras*	—	*10,122*	*5,491*	*10,037*	*11,572*	—	*3,05,428*	*90,333*	*2,05,913*	*2,47,827*
TOTAL	—	10,123	5,492	10,038	11,572	—	3,07,693	91,233	2,06,083	2,47,827
Other sorts (a) (II. B)—		Tons	Tons	Tons	Tons					
United Kingdom (*including* Channel Islands)	—	3	1	18	73	—	1,600	80	1,445	6,910
Other British Possessions	—	132	243	12	3	—	2,705	2,723	3,128	961
TOTAL BRITISH EMPIRE	—	135	244	30	76	—	4,305	2,803	4,573	9,871
United States of America—*Vid* Atlantic Coast	—	..	..	100	..	—	14	..	7,755	..
Argentine Republic (*including* the Atlantic Coast of Patagonia)	—	135	180	219	..	—	11,130	13,669	16,560	..
Other Foreign Countries	—	119	5	5	12	—	5,986	1,151	655	2,803
TOTAL FOREIGN COUNTRIES	—	254	185	324	12	—	17,130	14,820	24,970	2,803
Share of Bengal	—	*143*	*180*	*319*	*1*	—	*14,075*	*13,751*	*24,250*	*427*
„ *Bombay*	—	*6*	*4*	*19*	*5*	—	*3,477*	*1,396*	*2,447*	*1,722*
„ *Sind*	—	*6*	*1*	..	*9*	—	*716*	*165*	*555*	*1,340*
„ *Madras*	—	*229*	*243*	*11*	*73*	—	*3,007*	*1,831*	*850*	*8,926*
„ *Burma*	—	..	*1*	*5*	..	—	*160*	*450*	*1,441*	*260*
TOTAL	—	389	429	354	88	—	21,435	17,623	29,543	12,674
Stone and Marble (b) (II. B)—	Tons									
United Kingdom (*including* Channel Islands)	2,929	—	—	—	—	63,867	—	—	—	—
Aden and Dependencies	84	—	—	—	—	7,411	—	—	—	—
Other British Possessions	130	—	—	—	—	3,539	—	—	—	—
TOTAL BRITISH EMPIRE	3,143	—	—	—	—	74,817	—	—	—	—

(a) Separately recorded from 1933-34.
(b) Sub-divided from 1933-34.

No. 11—*continued*

ARTICLES, AND COUNTRIES OF FINAL DESTINATION; ALSO SHARE OF EACH PROVINCE	QUANTITY					VALUE				
	1932-33	1933-34	1934-35	1935-36	1936-37	1932-33	1933-34	1934-35	1935-36	1936-37
Stone and Marble (II. B) (a) —contd.	Tons					R	R	R	R	R
TOTAL FOREIGN COUNTRIES	17	—	—	—	—	7,216	—	—	—	—
Share of Bengal	4	—	—	—	—	2,096	—	—	—	—
„ *Bombay*	105	—	—	—	—	13,417	—	—	—	—
„ *Sind*	..	—	—	—	—	65	—	—	—	—
„ *Madras*	3,051	—	—	—	—	65,716	—	—	—	—
„ *Burma*	..	—	—	—	—	740	—	—	—	—
TOTAL	3,160	—	—	—	—	82,033	—	—	—	—
Sugar—										
Sugar, 23 Dutch standard and above (I. G)—	Tons	Tons	Tons	Tons	Tons					
TOTAL BRITISH EMPIRE	2	..	..	4	2	722	418	273	987	610
TOTAL FOREIGN COUNTRIES	1	..	..	..	..	540	110	247	188	107
Share of Bengal	..	..	..	..	..	210	434	193	300	176
„ *Sind*	1	..	..	..	..	491	94	247	57	107
„ *Madras*	2	..	..	4	2	825	..	80	818	440
„ *Burma*	..	..	..	..	..	9	..	..	..	..
TOTAL	3	..	..	4	2	1,205	528	520	1,175	717
Sugar, below 23 Dutch standard but not below 16 Dutch standard (I. G)—	Tons	Tons	Tons	Tons	Tons					
Ceylon (*excluding* Maldives)	77	323	344	54	42	11,805	43,025	57,798	8,051	9,206
Other British Possessions	1	..	3	3	17	1,613	863	1,456	1,238	3,307
TOTAL BRITISH EMPIRE	78	323	347	57	59	13,508	44,888	59,254	9,289	12,513
TOTAL FOREIGN COUNTRIES	7	5	..	5	1	2,453	2,169	1,068	2,699	980
Share of Bengal	..	..	1	..	..	58	68	485	353	209
„ *Bombay*	3	5	1	6	2	4,683	3,109	1,908	3,169	1,923
„ *Madras*	77	323	345	56	57	12,179	43,330	57,925	8,466	11,361
„ *Burma*	..	..	..	..	..	2	..	..	..	..
TOTAL	85	328	347	62	60	16,961	47,057	60,322	11,988	13,493

(a) Sub-divided from 1933-34.

No. 11—*continued*

ARTICLES, AND COUNTRIES OF FINAL DESTINATION; ALSO SHARE OF EACH PROVINCE	Quantity					Value				
	1932-33	1933-34	1934-35	1935-36	1936-37	1932-33	1933-34	1934-35	1935-36	1936-37
						R	R	R	R	R
Sugar—*continued*										
Sugar, 15 Dutch standard and below (I. G)—	Tons	Tons	Tons	Tons	Tons					
Ceylon (*excluding* Maldives)	269	97	16	322	433	40,074	16,740	2,194	47,917	59,025
Other British Possessions	25	..	..	1	26	4,590	126	50	216	3,651
TOTAL BRITISH EMPIRE	294	97	16	323	459	44,664	16,866	2,244	48,133	62,676
Native States in Arabia *other than* Maskat Territory and Trucial Oman	55	..	..	..	..	7,257	..	..	..	..
Share of Bengal	..	..	..	..	..	*520*	*156*	*50*	*24*	..
„ *Madras*	*349*	*97*	*16*	*323*	*459*	*51,401*	*16,710*	*2,194*	*48,109*	*62,676*
TOTAL	349	97	16	323	459	51,921	16,866	2,244	48,133	62,676
Molasses (including *Palmyra* and *Cane Jaggery*) (*I. G*)—	Tons	Tons	Tons	Tons	Tons					
United Kingdom (*including* Channel Islands)	7	179	158	..	13,622	2,554	14,640	11,421	18	1,95,881
Aden and Dependencies	11	13	14	13	14	4,365	6,205	4,874	5,972	6 220
Ceylon (*excluding* Maldives)	707	899	890	925	933	98,872	1,19,519	1,35,011	1,43,647	1,38,949
Zanzibar and Pemba	17	17	14	17	17	10,908	9,230	7,221	6,082	5,707
Other British Possessions	22	33	33	36	24	9,269	9,209	9,888	10,012	7,083
TOTAL BRITISH EMPIRE	764	1,141	1,104	991	14,610	1,25,968	1,58,803	1,68,415	1,65,731	3,53,840
Italy (*including* Fiume)	..	..	..	..	9,545	..	..	..	75	1,24,085
Native States in Arabia *other than* Maskat Territory and Trucial Oman	35	39	29	16	22	5,837	5,160	4,339	5,103	7,410
Portuguese East Africa	16	14	16	17	17	6,238	5,452	5,910	5,552	5,067
Other Foreign Countries	4	7	2	2	1	2,060	3,747	1,538	1,156	718
TOTAL FOREIGN COUNTRIES	55	60	49	35	9,585	14,130	14,359	11,782	11,886	1,37,275
Share of Bengal	..	..	..	*7*	*32,581*	*130*	*25*	*30*	*248*	*2,97,162*
„ *Bombay*	*79*	*89*	*78*	*84*	*93*	*33,978*	*33,342*	*28,463*	*30,240*	*31,008*
„ *Sind*	..	..	..	..	..	*459*	*431*	*407*	*314*	*254*
„ *Madras*	*745*	*1,113*	*1,075*	*935*	*1,281*	*1,05,519*	*1,39,358*	*1,51,955*	*1,46,769*	*1,59,601*
„ *Burma*	..	..	..	..	..	..	*8*	*42*	*46*	*60*
TOTAL	819	1,201	1,153	1,026	24,195	1,40,098	1,73,162	1,80,197	1,77,617	4,91,115

No. 11—*continued*

ARTICLES, AND COUNTRIES OF FINAL DESTINATION; ALSO SHARE OF EACH PROVINCE	QUANTITY					VALUE				
	1932-33	1933-34	1934-35	1935-36	1936-37	1932-33	1933-34	1934-35	1935-36	1936-37
Sugar—*concluded*						R	R	R	R	R
Total of Sugar—	Tons	Tons	Tons	Tons	Tons					
United Kingdom (*including* Channel Islands)	7	179	153	..	13,647	2,554	14,640	11,449	98	1,99,20
Aden and Dependencies	11	13	14	13	14	4,545	6,215	4,874	5,972	6,2 2
Ceylon (*excluding* Maldives)	1,054	1,319	1,250	1,305	1,410	1,51,266	1,80,184	1,95,083	2,00,433	2,07,62
Zanzibar and Pemba	17	17	14	17	18	10,988	9,390	7,271	6,116	5,94
Other British Possessions	49	33	30	40	41	15,512	10,516	11,509	11,526	10,645
TOTAL BRITISH EMPIRE	1,138	1,561	1,467	1,375	15,130	1,84,865	2,20,975	2,30,186	2,24,140	4,29,639
Italy (*including* Fiume)	..	..	..	..	9,545	..	..	..	75	1,24,08
Native States in Arabia *other than* Maskat Territory and Trucial Oman	93	39	29	19	22	14,154	5,280	4,624	3,478	7,410
Portuguese East Africa	18	17	18	17	18	7,924	6,530	6,558	6,166	5,932
Other Foreign Countries	8	9	2	4	1	3,302	4,828	1,915	2,054	93
TOTAL FOREIGN COUNTRIES	118	65	49	40	9,586	25,380	16,638	13,097	14,773	1,38,361
Share of Bengal	..	..	*1*	*7*	*82,321*	*948*	*658*	*758*	*925*	*2,97,641*
" *Bombay*	*82*	*94*	*79*	*99*	*98*	*38,669*	*36 451*	*40,371*	*30,340*	*32,971*
" *Sind*	*1*	..	..	*4*	..	*371*	*525*	*654*	*3,540*	*391*
" *Madras*	*1,173*	*1,532*	*1,436*	*1,314*	*1,799*	*1,69,755*	*1,99,976*	*2,11,453*	*2,04,162*	*2,37,078*
" *Burma*	..	..	..	..	..	*11*	*8*	*42*	*46*	*60*
TOTAL	1,256	1,626	1,516	1,415	24,716	2,10,245	2,37,618	2,43,228	2,38,913	5,68,001
Tallow and Stearine (*including* Grease and Animal fat) (II. L)—	Cwts.	Cwts.	Cwts.	Cwts.	Cwts.					
United Kingdom (*including* Channel Islands)	134	138	116	161	224	4,921	3,600	3,250	3,985	6,000
Bahrein Islands	1,027	1,261	890	631	709	51,790	64,175	43,440	28,372	31,549
Straits Settlements	1,715	1,797	1,638	1,218	1,251	47,655	37,439	29,312	23,884	24,707
Union of South Africa	110	297	264	241	112	4,250	7,790	5,538	4,840	2,282
Fiji Islands	1,612	1,843	271	22	79	38,667	26,137	3,700	530	1,440
Other British Possessions	122	96	255	16	46	2,528	1,712	4,518	400	965
TOTAL BRITISH EMPIRE	4,720	5,432	3,434	2,289	2,421	1,49,823	1,50,853	89,758	61,461	66,943
Maskat Territory and Trucial Oman	539	646	428	374	689	16,081	15,569	10,026	10,877	15,245
Other Native States in Arabia	591	636	366	41	324	29,312	29,857	15,516	2,438	12,724
Other Foreign Countries	67	66	90	100	28	2,269	1,747	3,731	4,804	825
TOTAL FOREIGN COUNTRIES	1,197	1,348	884	515	1,041	47,662	47,173	29,273	18,119	28,794
Share of Bengal	*3,662*	*4,102*	*2,540*	*1,642*	*1,868*	*97,071*	*85,110*	*46,118*	*32,689*	*34,419*
" *Bombay*	*2,077*	*2,468*	*1,659*	*1,128*	*1,725*	*96,664*	*1,08,351*	*71,108*	*45,247*	*60,068*
" *Sind*	*75*	*49*	*13*	*4*	*14*	*1,467*	*683*	*190*	*44*	*250*
" *Madras*	*103*	*140*	*106*	*30*	*58*	*2,233*	*3,509*	*1,615*	*600*	*525*
" *Burma*	..	*21*	..	..	*2*	..	*373*	..	..	*35*
TOTAL	5,917	6,780	4,318	2,804	3,462	1,97,495	1,98,026	1,19,031	79,580	95,737

No. 11—*continued*

ARTICLES, AND COUNTRIES OF FINAL DESTINATION; ALSO SHARE OF EACH PROVINCE	QUANTITY					VALUE				
	1932-33	1933-34	1934-35	1935-36	1936-37	1932-33	1933-34	1934-35	1935-36	1936-37
						R	R	R	R	R
Tea—										
Black (I. H)—	Lbs	Lbs.	Lbs.	Lbs.	Lbs.					
United Kingdom (*including* Channel Islands)	330,660,980	276,262,141	288,517,818	275,605,237	256,171,266	14,76,45,503	17,56,43,286	18,14,68,935	17,76,13,200	17,15,93,154
Irish Free State (*a*)	—	2,148,182	1,807,106	3,025,852	2,141,188	—	15,00,424	10,66,403	17,09,289	12,48,703
Palestine	165,026	157,416	148,758	103,542	4,650	77,262	77,011	70,517	53,376	3,154
Aden and Dependencies	312,038	321,261	345,841	603,044	546,279	1,21,609	1,59,618	1,94,041	3,17,020	3,18,163
Bahrein Islands	712,072	260,775	314,585	319,261	330,084	2,84,081	1,02,149	1,74,917	1,88,109	1,73,381
Ceylon (*excluding* Maldives)	3,531,315	3,246,815	3,045,858	3,496,358	2,575,448	23,23,481	20,20,026	20,22,368	22,65,341	17,70,573
Straits Settlements	226,920	120,589	13,695	10,605	10,791	1,16,177	62,133	9,136	6,088	6,904
Union of South Africa	582,026	549,028	448,581	714,927	448,142	2,60,100	3,32,689	2,38,304	3,55,926	2,26,152
Zanzibar and Pemba	40,346	7,269	6,600	7,360	16,026	21,843	6,300	4,252	5,697	11,501
Somaliland Protectorate	82,740	118,892	117,814	103,220	135,471	31,029	56,776	63,248	55,266	84,017
Anglo-Egyptian Sudan	92,074	385,559	489,869	171,059	79,945	42,588	2,17,731	2,65,013	91,134	44,826
Seychelles	12,965	7,088	10,335	10,170	12,930	8,251	3,885	6,007	5,544	7,648
Canada—										
Via Atlantic Coast	9,492,887	9,697,693	9,174,861	8,647,014	9,251,698	45,89,218	50,14,562	46,82,895	43,36,212	46,59,466
,, Pacific ,,	7,202,172	5,431,274	3,639,850	4,135,405	5,675,849	34,43,775	27,42,064	18,42,476	20,87,546	28,53,022
British West India Islands (*excluding* Bahamas)	174,604	66,560	114,150	67,528	139,014	74,514	36,748	64,958	34,061	72,097
British Guiana	22,500	12,674	21,650	22,300	14,550	10,219	6,050	11,064	9,395	7,592
Commonwealth of Australia	1,639,612	1,986,655	1,585,625	1,866,037	1,034,102	8,01,160	10,72,526	8,12,712	9,52,616	5,32,290
New Zealand	1,145,896	2,497,399	1,116,341	407,348	180,512	5,75,604	13,21,580	5,56,378	2,09,829	95,578
Fiji Islands	16,768	20,315	14,316	29,380	41,184	5,412	11,306	7,507	15,906	25,248
Other British Possessions	16,793	19,126	25,125	16,801	11,751	8,275	9,917	12,912	8,893	7,204
TOTAL BRITISH EMPIRE	356,079,786	303,311,796	310,958,678	299,362,457	278,826,140	16,05,90,660	19,04,07,281	19,36,72,653	19,02,21,348	18,37,49,857
U. S. S. R.—										
Northern	..	228,015	..	83,439	13,131	..	1,17,649	..	41,647	6,572
Southern	3,379,276	480,101	40,432	781,028	1,574,385	16,04,845	2,44,139	20,174	6,51,988	12,85,728
Pacific Ports (in Asia)	95,874	..	..	113,007	81,780	46,795	..	..	57,684	40,659
Sweden	20,226	15,849	8,091	7,789	22,611	11,267	7,883	5,462	4,161	15,214
Poland (*including* Danzig)	..	8,612	4,572	11,423	..	..	6,052	2,978	8,783	..
Denmark	8,330	5,305	9,913	6,743	11,628	5,119	4,658	6,873	4,233	8,476
Germany	126,608	258,809	142,947	142,512	174,235	84,725	1,98,592	1,00,212	91,019	1,24,378
Netherlands	122,071	86,612	109,493	62,836	77,483	66,012	50,436	59,187	32,331	53,067
Belgium	6,821	3,225	4,400	4,458	7,862	5,676	2,099	4,657	3,682	6,762
France	355,555	245,525	84,669	102,764	87,030	2,72,274	1,41,164	80,706	61,513	60,044
Italy (*including* Fiume)	12,906	7,676	4,738	7,066	1,594	7,767	5,479	3,422	5,082	1,614
Roumania	11,000	38,150	30,500	50,472	1,066	5,500	21,500	15,250	28,597	766
Greece (*excluding* Crete)	30	11,600	1,500	..	..	30	8,437	937	..	..
Turkey, European	97,750	420,750	201,177	90,650	356,082	62,721	2,74,921	1,51,509	57,350	2,93,490
Turkey, Asiatic	426,018	307,212	178,108	313,277	314,780	2,00,459	1,77,249	1,11,892	1,80,064	2,17,613
Syria	185,645	106,414	148,355	101,050	57,805	78,185	59,170	82,438	58,434	37,937
Muskat Territory and Trucial Oman	129,474	118,159	204,127	13,231	36,594	37,722	61,658	87,609	7,248	22,995

(*a*) Included in the "United Kingdom" prior to 1933-34.

No. 11—*continued*

ARTICLES, AND COUNTRIES OF FINAL DESTINATION; ALSO SHARE OF EACH PROVINCE	QUANTITY					VALUE				
	1932-33	1933-34	1934-35	1935-36	1936-37	1932-33	1933-34	1934-35	1935-36	1936-37
						R	R	R	R	R
Tea—*continued*										
Black (I. H.)—continued	Lbs.	Lbs.	Lbs.	Lbs.	Lbs.					
Other Native States in Arabia	1,598,068	488,063	944,210	743,568	472,372	4,21,865	2,00,491	5,17,898	3,90,154	2,97,444
Iraq	505,071	506,476	486,722	641,348	462,417	2,49,171	2,65,562	2,51,773	4,46,616	3,29,180
Iran	1,482,420	1,075,108	325,149	1,810,975	10,962,754	6,54,589	5,57,002	1,94,753	14,23,215	92,29,713
Sumatra	8,400	3,600	..	..	..	5,872	2,166	..	..	..
Japan	9,876	6,420	12,392	5,983	7,074	7,549	8,010	14,479	7,166	11,070
Egypt	2,002,275	1,266,879	684,551	473,573	276,353	8,46,373	7,35,384	3,83,545	2,74,126	1,85,391
Tunis	3,500	..	63,822	..	..	1,250	..	31,911	..	..
Algeria	..	..	11,193	..	..	..	..	5,628	..	..
Portuguese East Africa	49,566	23,246	20,376	28,992	24,264	23,395	12,156	10,912	15,784	13,539
Italian East Africa (Somáliland and Eritrea)	353,876	320,095	514,776	702,365	56,020	1,33,977	1,67,979	3,00,054	3,74,596	34,154
French Somáliland	50,972	49,010	48,517	26,216	13,324	18,977	23,980	28,026	14,985	7,706
United States of America—										
Pcf Atlantic Coast	10,772,360	8,017,655	7,655,457	6,583,728	7,410,601	55,31,687	44,50,987	41,87,375	35,20,672	40,33,034	
" Pacific "	355,002	299,829	347,808	302,061	457,490	1,84,680	1,63,855	2,07,753	1,73,706	2,77,802
Cuba	17,000	..	..	..	..	12,750	..	..	..	..
Uruguay	5,000	7,500	21,000	..	..	3,750	3,750	10,750	..	..
Argentine Republic (*including* the Atlantic Coast of Patagonia)	124,025	106,302	49,020	16,700	36,980	66,814	56,223	24,885	8,350	18,490
Chilé (*including* the Pacific Coast of Patagonia)	366,517	2,250	1,489,574	96,500	6,000	2,50,579	1,125	7,56,824	64,602	3,000
Peru	56,856	22,211	15,991	15,000	..	41,016	11,758	7,995	8,570	..
Other Foreign Countries	9,277	17,560	15,880	4,310	9,576	5,404	10,001	18,981	2,789	5,802
TOTAL FOREIGN COUNTRIES	22,756,830	14,504,315	13,874,460	13,343,459	23,011,390	1,09,37,745	80,43,555	76,46,658	80,19,627	1,66,31,611
Share of Bengal	*323,824,706*	*270,822,026*	*276,452,977*	*262,240,378*	*256,755,950*	*12,53,26,158*	*16,63,83,948*	*15,86,13,727*	*15,39,94,320*	*15,98,85,486*
" *Bombay*	*161,497*	*184,530*	*150,547*	*56,442*	*86,144*	*1,10,774*	*1,37,896*	*79,560*	*45,501*	*33,892*
" *Sind*	*5,489*	*2,698*	*66,572*	..	*10,268*	*3,648*	*2,013*	*28,660*	..	*5,184*
" *Madras*	*54,836,734*	*46,793,554*	*46,738,632*	*50,370,183*	*46,960,357*	*4,40,59,382*	*3,99,27,689*	*4,35,73,015*	*4,41,65,942*	*4,06,84,176*
" *Burma*	*3,140*	*3,305*	*24,499*	*38,912*	*54,812*	*7,544*	*8,990*	*24,409*	*38,912*	*54,811*
TOTAL	378,836,566	317,816,111	324,833,138	312,705,916	301,837,530	17,15,27,805	19,84,49,836	20,18,19,311	19,82,40,975	20,03,81,468
Green (I. H.)—	Lbs.	Lbs.	Lbs.	Lbs.	Lbs.					
TOTAL FOREIGN COUNTRIES	..	24	..	..	..	..	100	..	..	..
Share of Sind	..	*24*	..	..	..	..	*100*	..	..	..
Total of Tea—	Lbs.	Lbs.	Lbs.	Lbs.	Lbs.					
United Kingdom (*including* Channel Islands)	330,660,980	276,262,141	288,517,818	275,605,287	256,171,266	14,78,45,508	17,56,43,286	18,14,63,935	17,75,13,200	17,15,03,154
Irish Free State (a)	—	2,148,182	1,807,106	3,025,852	2,141,188	—	15,00,424	10,66,463	17,09,289	12,48,703
Palestine	165,026	157,416	148,758	108,542	4,650	77,262	77,011	79,517	53,876	3,154
Aden and Dependencies	312,038	321,261	345,841	608,044	546,279	1,21,609	1,59,613	1,94,041	3,17,020	3,18,163
Bahrein Islands	712,072	260,775	314,585	319,261	339,684	2,34,081	1,02,149	1,74,917	1,88,109	1,73,381
Ceylon (*excluding* Maldives)*	3,531,915	3,246,815	3,045,858	3,496,358	2,575,448	28,28,431	20,29 626	20,22,868	22,65,241	17,79,573
Straits Settlements	226,920	180,529	13,695	10,605	10,701	1,16,177	62,152	9,186	6,988	6,994
Union of South Africa	532,028	543,023	448,581	714,927	443,142	2,60,109	3,32,630	2,83,364	3,55,926	2,26,152

* Tea consigned from British India to Ceylon is almost entirely transhipped at Colombo to other countries and does not therefore appear in the Ceylon Customs return of imports into Ceylon.

(a) Included in the United Kingdom prior to 1933-34.

No. 11--*continued*

ARTICLES, AND COUNTRIES OF FINAL DESTINATION; ALSO SHARE OF EACH PROVINCE	QUANTITY					VALUE				
	1932-33	1933-34	1934-35	1935-36	1936-37	1932-33	1933-34	1934-35	1935-36	1936-37
						£	£	£	£	£
Tea—*continued*	Lbs.	Lbs.	Lbs.	Lbs.	Lbs.					
Total of Tea—continued										
Zanzibar and Pemba	40,346	7,269	6,000	7,360	16,026	21,843	6,360	4,252	5,697	11,501
Somaliland Protectorate	82,740	118,892	117,814	103,229	135,471	31,029	56,776	63,248	55,266	84,017
Anglo-Egyptian Sudan	92,074	385,559	489,869	171,059	79,945	42,588	2,17,731	2,65,013	91,134	44,826
Seychelles	12,965	7,988	10,385	10,170	12,930	8,251	3,885	6,007	5,544	7,648
Canada—										
Via Atlantic Coast	9,492,887	9,697,693	9,174,861	8,647,014	9,201,698	45,89,218	50,14,562	46,52,895	43,36,212	46,59,466
,, Pacific	7,202,172	5,481,274	5,639,850	4,135,405	5,675,849	34,43,775	27,42,064	18,42,476	20,87,546	28,53,022
British West India Islands (*excluding* Bahamas)	174,804	66,550	114,150	67,528	130,014	74,514	36,743	54,953	34,061	72,097
British Guiana	22,500	12,874	21,550	22,300	14,550	10,219	6,950	11,064	9,395	7,592
Commonwealth of Australia	1,639,612	1,986,655	1,585,625	1,866,037	1,034,102	8,01,100	10,72,526	8,12,712	9,52,616	5,32,299
New Zealand	1,145,896	2,497,399	1,116,341	407,348	180,512	5,75 604	13,21,580	6,56,373	2,09,829	95,573
Fiji Islands	16,768	20,815	14,316	29,380	41,184	5,412	11,306	7,507	15,906	25,248
Other British Possessions	16,793	19,126	25,125	13,801	11,751	8,275	9,917	12,912	8,899	7,294
TOTAL BRITISH EMPIRE	356,079,736	303,311,706	310,958,678	299,362,457	278,826,140	16,05,90,060	19,04,07,281	19,36,72,653	19,02,21,348	12,87,49,857
U. S. S. R.—										
Northern	..	228,015	..	83,439	13,131	..	1,17,649	..	41,647	6,572
Southern	3,379,276	480,101	40,432	781,028	1,572,885	16,04,845	2,44,129	20,174	6,51,988	12,85,728
Pacific Ports (in Asia)	95,874	..	..	112,007	81,780	46,795	..	..	57,684	40,650
Sweden	20,226	15,840	8,091	7,789	22,611	11,287	7,883	5,462	4 161	15,214
Poland (*including* Danzig)	..	8,612	4,572	11,423	..	..	6,052	2,078	8,783	..
Denmark	8,330	5,395	9,913	6,743	11,628	5,119	4,658	6,873	4,233	8,476
Germany	126,808	258,809	142,947	142,512	174,285	84,725	1,98,592	1,00,212	91,019	1,24,378
Netherlands	122,071	86,612	109,493	62,830	77,483	66,012	50,436	59,187	32,331	53,007
Belgium	6,821	3,225	4,400	4,458	7,862	5,676	2,099	4,657	3,962	6,762
France	355,555	245,535	84,669	102,764	97,030	2,72,274	1,41,164	60,706	61,513	60,044
Italy (*including* Fiume)	12,906	7,676	4,788	7,966	1,594	7,157	5,479	3,422	5,082	1,614
Roumania	11,000	38,150	30,500	50,472	1,066	5,500	21,500	15,250	28,597	766
Greece (*including* Crete)	30	11,600	1,500	..	..	30	8,437	937	..	..
Turkey, European	97,750	420,750	201,177	90,650	356,062	62,781	2,74,921	1,51,509	57,350	2,93,490
Turkey, Asiatic	426,018	307,912	178,108	313,277	314,780	2,00,459	1,77,249	1,11,892	1,80,064	2,17,613
Syria	185,645	106,414	143,355	101,050	57,805	78,156	59,170	82,438	58,434	37,937
Muscat Territory and Trucial Oman	139,474	118,159	204,127	13,231	36,594	87,722	61,658	87,969	7,248	22,995
Other Native States in Arabia	1,598,058	438,063	944,210	743,563	472,372	4,21,865	2,00,491	5,17,898	3,90,154	2,97,444
Iraq	505,071	506,500	486,722	641 348	462,417	2.40.171	2,65,662	2,51,773	4,46,416	3,29,130
Iran	1,482,420	1,075,193	325,149	1,810,975	10,962,754	6,54,589	5,57,602	1,94,753	14,23,215	92,39,713
Sumatra	3,400	3 600	..	..	..	5,872	2,166	..	..	..
Japan	9,876	6,420	12,392	5,933	7,074	7,549	8,010	14,479	7,106	11,07 0
Egypt	2,002,275	1,266,879	634,551	473,573	276,353	8,46,373	7,35,384	3,83,545	2,74,120	1,85,391
Tunis	2,500	..	63,622	..	..	1,250	..	31,911	..	..
Algeria	..	..	11,193	..	..	..	..	5,628	..	..
Portuguese East Africa	40,566	23,241	20,376	28,992	24,264	23,395	12,156	10,912	15,784	13,539

INDIAN MERCHANDISE

No. 11—*continued*

ARTICLES, AND COUNTRIES OF FINAL DESTINATION; ALSO SHARE OF EACH PROVINCE	QUANTITY					VALUE				
	1932-33	1933-34	1934-35	1935-36	1936-37	1932-33	1933-34	1934-35	1935-36	1936-3
Tea—*concluded*						R	R	R	R	R
Total of Tea—concluded	Lbs.	Lbs.	Lbs.	Lbs.	Lbs.					
Italian East Africa (Somáliland and Eritrea)	353,876	320,095	514,776	702,865	56,020	1,23,977	1,57,979	3,00,054	3,74,596	34,1
French Somáliland	50,972	49,010	48,517	26,216	13,324	18,977	23,980	28,026	14,98b	7,7
United States of America—										
Vid Atlantic Coast	10,772,360	8,017,555	7,655,457	6,583,728	7,410,691	56,31,687	44,50,837	41,87,375	35,20,672	40,33,0
„ Pacific „	365,003	299,829	347,808	302,061	457,499	1,84,680	1,63,855	2,07,753	1,73,706	2,77,8
Cuba	17,000	..	..	..	..	12,750	..	..	..	..
Uruguay	5,000	7,500	21,000	..	..	3,750	3,750	10,750	..	..
Argentine Republic (*including* the Atlantic Coast of Patagonia)	124,025	106,302	49,020	16,700	36,680	66,814	56,223	24,885	8,350	18,4
Chile (*including* the Pacific Coast of Patagonia)	360,617	2,250	1,489,574	96,500	6,000	2,50,579	1,125	7,56,824	64,602	3,0
Peru	56,858	22,211	15,991	15,000	..	41,016	11,758	7,995	8,750	..
Other Foreign Countries	9,277	17,569	15,880	4,310	9,576	5,404	10,601	8,931	2,769	5,8
TOTAL FOREIGN COUNTRIES	22,756,880	14,504,339	13,874,460	13,343,459	23,011,390	1,09,37,745	80,42,655	76,46,658	80,19,627	1,66,31,61
Share of Bengal	*323,834,706*	*270,322,025*	*276,452,977*	*262,240,378*	*255,755,950*	*12,53,26,158*	*15,83,83,948*	*15,36,13,787*	*15,39,94,320*	*15,96,83,45*
„ *Bombay*	*161,497*	*184,530*	*159,547*	*56,443*	*56,144*	*1,30,774*	*1,27,896*	*79,560*	*45,501*	*33,89*
„ *Sind*	*5,489*	*2,720*	*66,572*	..	*10,263*	*3,648*	*2,113*	*23,600*	..	*5,13*
„ *Madras*	*54,836,734*	*48,798,554*	*48,138,633*	*50,370,183*	*45,960,357*	*4,60,59,381*	*3,99,27,689*	*4,25,73,015*	*4,41,63,242*	*4,06,84,17*
„ *Burma*	*8,140*	*3,305*	*24,409*	*33,912*	*54,811*	*7,844*	*3,290*	*24,409*	*33,913*	*54,81*
TOTAL	378,836,566	317,816,135	324,833,138	312,705,916	301,837,530	17,15,27,805	19,84,49,936	20,13,19,311	19,82,40,975	20,03,81,46
Tea waste, for the manufacture of Caffeine (II. S)—	Lbs.	Lbs.	Lbs.	Lbs.	Lbs.					
TOTAL BRITISH EMPIRE	..	..	3,624	126	..	..	..	178	6	..
Germany	228,945	2,350	..	..	..	19,347	103	..	..	..
United States of America—										
Vid Atlantic Coast	2,587,350	5,780,328	3,207,026	3,909,288	2,745,283	1,22,604	2,60,625	1,40,875	1,78,914	1,22,1
Other Foreign Countries	54,128	..	..	..	..	1,358	..	..	..	..
TOTAL FOREIGN COUNTRIES	2,870,423	5,782,678	3,207,026	3,909,288	2,745,283	1,43,309	2,60,728	1,40,875	1,78,914	1,22,1
Share of Bengal	*2,816,623*	*5,731,878*	*3,210,650*	*3,870,614*	*2,703,183*	*1,40,331*	*2,60,734*	*1,41,053*	*1,76,786*	*1,19,5*
„ *Madras*	*53,800*	*50,800*	..	*38,800*	*42,100*	*2,958*	*2,994*	..	*2,134*	*2,2*
TOTAL	2,870,423	5,782,678	3,210,650	3,909,414	2,745,282	1,43,309	2,60,728	1,41,053	1,78,920	1,22,1
Textiles—										
Cotton—										
Raw (II. M)—	Tons	Tons	Tons	Tons	Tons					
United Kingdom (*including* Channel Islands)	29,434	61,087	61,955	81,454	111,147	1,60,84,515	3,37,41,141	3,41,93,006	4,51,47,303	6,53,50
Palestine	..	..	13	196	127	..	..	7,000	1,03,830	72
Ceylon (*excluding* Maldives).	308	196	461	567	734	2,66,875	2,17,290	3,22,209	4,80,080	5,44
Straits Settlements	..	..	9	..	..	..	..	5,320	..	..
Canada—										
Vid Atlantic Coast	9	9	76	484	336	4,000	5,000	24,850	2,43,158	1,55
„ Pacific „	..	4	18	14	23	..	2,625	8,750	6,750	1
Commonwealth of Australia	723	327	532	781	1,249	3,95,128	1,72,630	3,08,833	3,98,926	7,28
Other British Possessions	6	9	23	20	17	2,002	3,995	8,608	8,501	
TOTAL BRITISH EMPIRE	30,480	61,632	63,087	83,516	113,688	1,67,52,520	3,41,42,681	3,48,88,076	4,63,88,548	6,68,7

No. 11—*continued*

ARTICLES, AND COUNTRIES OF FINAL DESTINATION; ALSO SHARE OF EACH PROVINCE	QUANTITY					VALUE				
	1932-33	1933-34	1934-35	1935-36	1936-37	1932-33	1933-34	1934-35	1935-36	1936-37
Textiles—*continued*										
Cotton—*continued*										
Raw (II. M)—continued	Tons	Tons	Tons	Tons	Tons	R	R	R	R	R
Finland	..	..	..	9	27	..	..	..	5,500	27,790
Latvia	..	..	29	..	43	..	..	13,097	..	31,570
Lithuania	..	..	160	102	669	..	..	76,140	85,112	4,12,235
Sweden	62	158	321	414	619	33,340	71,925	1,31,560	1,90,403	3,50,871
Norway	20	25	35	28	28	10,500	12,600	17,335	13,425	16,205
Poland (*including* Danzig)	153	3,836	4,553	6,374	8,640	76,990	18,85,091	23,55,767	31,72,646	50,47,271
Denmark	20	19	42	97	145	9,800	10,450	24,020	55,220	88,925
Germany	26,777	43,934	27,887	47,070	38,925	1,34,21,959	2,09,51,618	1,36,80,643	2,60,71,346	2,26,40,372
Netherlands	6,664	11,604	8,284	7,866	9,054	32,79,321	54,01,338	38,59,928	38,33,167	50,60,536
Belgium	22,320	25,756	27,347	40,185	55,694	1,28,86,145	1,43,04,726	1,48,70,875	2,20,49,751	3,20,84,629
France	21,277	28,690	26,391	29,626	27,698	1,16,98,797	1,53,18,781	1,35,23,764	1,61,81,473	1,57,87,146
Spain	9,335	10,955	10,774	12,062	4,643	48,71,176	63,29,764	55,31,808	63,73,304	25,12,770
Portugal (*including* Azores and Madeira)	324	449	523	765	1,462	1,70,175	2,00,630	2,51,415	3,66,731	8,42,380
Switzerland	1	2	1	61	2	1,425	2,015	1,985	84,670	2,552
Italy (*including* Fiume)	27,373	46,555	49,598	27,539	29,493	1,46,53,493	2,38,77,732	2,54,72,573	1,41,78,390	1,70,01,214
Austria	..	..	11	20	38	..	..	7,750	9,185	22,000
Hungary	..	..	..	19	..	..	..	..	9,900	..
Czecho-Slovakia	..	..	..	252	59	..	..	..	1,27,404	32,790
Yugoslavia (Kingdom of the Serbs, Croats and Slovenes)	..	..	35	435	790	..	..	14,652	2,20,170	4,30,060
Bulgaria	..	..	445	1,381	1,932	..	..	2,08,300	6,94,104	10,92,355
Roumania	..	36	85	257	156	..	17,050	49,365	1,18,936	76,460
Greece (*including* Crete)	775	2,842	3,549	2,441	1,452	4,17,435	18,41,928	21,28,767	14,99,857	8,84,945
Syria	..	..	19	..	..	..	..	11,000	20	..
Iraq	..	..	..	..	37	..	..	..	..	20,074
French Indo-China	562	3,114	2,480	2,120	4,474	2,85,262	16,49,660	13,97,506	11,30,450	27,23,230
Japan	193,686	197,414	366,891	314,187	433,223	11,12,31,339	11,37,61,197	21,53,20,032	17,94,31,079	25,41,17,443
China (*exclusive* of Hong-kong and Macão)	23,928	61,642	25,374	19,393	12,871	1,32,75,339	3,30,49,272	1,29,36,499	1,05,38,198	72,13,059
Egypt	..	4	43	17	..	..	5,000	22,900	13,500	..
Portuguese East Africa	..	..	10	..	..	..	..	5,500	..	..
United States of America—*Vid* Atlantic Coast	930	4,618	5,259	9,496	15,295	5,62,048	22,10,197	25,00,484	45,88,429	81,38,249
„ Pacific „	156	481	533	704	1,076	78,037	2,27,604	2,33,162	3,15,319	5,64,476
Other Foreign Countries	9	4	1	15	4	4,500	2,565	1,200	6,454	2,185
TOTAL FOREIGN COUNTRIES	334,372	442,138	560,189	523,020	648,495	18,69,68,081	24,11,31,138	31,46,48,036	29,13,14,202	37,72,23,702
Share of Bengal	*5,894*	*10,967*	*7,003*	*14,627*	*13,030*	*30,78,316*	*52,10,739*	*39,84,664*	*71,55,037*	*70,90,567*
„ *Bombay*	*206,225*	*253,518*	*324,501*	*303,304*	*385,741*	*12,25,53,200*	*16,22,74,650*	*19,46,60,966*	*17,66,62,670*	*22,37,91,313*
„ *Sind*	*123,666*	*200,404*	*257,143*	*255,416*	*295,684*	*6,43,13,580*	*9,63,06,085*	*12,56,49,111*	*13,39,42,139*	*17,11,13,304*
„ *Madras*	*10,514*	*17,891*	*26,336*	*13,800*	*14,816*	*59,80,175*	*1,11,44,349*	*1,74,34,968*	*97,06,677*	*2,96,54,687*
„ *Burma*	*13,553*	*20,960*	*14,389*	*18,889*	*22,869*	*67,96,330*	*1,04,37,996*	*78,06,403*	*1,02,36,227*	*1,24,39,037*
TOTAL { Tons = Bales. †	364,852 = 2,043,171	503,720 = 2,820,832	623,276 = 3,490,345	606,536 = 3,396,602	765,133 = 4,267,944	20,37,20,601	27,52,73,819	34,95,36,112	33,77,02,750	44,40,98,558
Waste (II. M)—	Cwts.	Cwts.	Cwts.	Cwts.	Cwts.					
United Kingdom (*including* Channel Islands)	84,304	93,721	93,699	1,30,548	118,769	14,22,903	15,41,468	15,67,610	23,33,230	19,76,437
Bahrein Islands	1,252	478	1,227	1,110	1,489	16,591	10,505	20,723	15,429	23,207
Ceylon (*excluding* Maldives)	1,630	2,078	1,978	1,696	2,928	32,790	41,403	31,821	27,273	41,270
Straits Settlements	546	263	496	128	210	8,658	4,564	3,565	2,272	3,818
Union of South Africa	78	514	1,532	315	593	2,310	13,025	23,225	6,110	12,070
Kenya Colony	56	923	481	86	345	823	10,119	7,020	1,410	5,275
Mauritius and Dependencies	311	69	270	206	181	7,122	1,971	7,624	5,800	4,430
Canada—*Vid* Atlantic Coast	..	..	875	1,246	3,785	..	..	10,000	16,800	42,460
„ Pacific „	..	..	..	..	355	..	..	..	..	9,185
Commonwealth of Australia	1,598	1,462	947	2,483	2,866	31,740	29,343	20,170	41,850	47,200
New Zealand	572	557	511	512	1,140	12,050	11,200	8,240	7,600	16,960
Other British Possessions	588	888	338	328	450	11,378	11,288	5,753	6,020	8,525
TOTAL BRITISH EMPIRE	90,035	100,908	102,354	147,658	133,111	15,53,360	16,74,886	17,10,751	24,68,792	21,00,536

† Bale of Cotton = 460 lbs.

No. 11 —*continued*

ARTICLES, AND COUNTRIES OF FINAL DESTINATION; ALSO SHARE OF EACH PROVINCE	QUANTITY					VALUE				
	1932-33	1933-34	1934-35	1935-36	1936-37	1932-33	1933-34	1934-35	1935-36	1936-37
Textiles—*continued*						R	R	R	R	R
Cotton—*continued*	Cwts.	Cwts.	Cwts.	Cwts.	Cwts.					
Waste (II. M)—continued										
Finland	..	..	..	..	791	..	..	..	..	13,350
Lithuania	..	..	..	120	629	..	..	..	2,188	10,625
Sweden	2,930	12,575	16,410	18,165	18,411	39,622	1,72,954	2,59,728	2,05,382	2,55,929
Norway	157	4,953	575	2,255	3,740	2,420	70,738	10,230	35,120	59,705
Poland (*including* Danzig)	..	..	279	157	482	..	..	3,500	2,700	5,900
Denmark	5,124	7,002	5,431	5,098	5,889	82,130	1,05,071	65,065	72,517	94,130
Germany	53,340	56,214	54,654	91,057	138,512	5,22,216	6,08,355	6,42,631	13,54,017	23,48,147
Netherlands	2,289	4,634	2,182	5,578	2,963	27,331	71,350	37,680	1,03,995	51,558
Belgium	29,663	28,604	46,031	57,929	44,294	3,23,426	3,30,110	6,38,894	7,50,876	6,26,473
France	23,300	10,311	15,765	27,628	21,296	3,66,744	1,23,991	2,53,361	4,14,160	3,36,546
Spain	2,234	10,255	14,611	9,860	2,154	40,168	1,50,540	2,44,820	1,99,995	49,160
Italy (*including* Fiume)	7,868	5,249	4,517	4,087	1,371	1,38,820	84,208	72,090	81,829	21,410
Greece (*including* crete)	..	..	..	214	..	..	..	..	7,270	..
Maskat Territory and Trucial Oman	359	611	286	153	302	4,325	6,270	4,820	2,355	4,075
Other Native States in Arabia	145	192	119	510	226	1,250	2,010	1,820	9,480	3,385
Iraq	1,723	2,762	3,126	4,541	9,219	20,101	39,657	65,913	78,521	1,66,362
Iran	75	1,354	1,482	1,188	1,736	741	12,046	13,865	10,413	16,850
Egypt	492	938	405	2,203	1,016	9,430	16,620	5,100	31,815	20,795
Portuguese East Africa	4,125	5,574	4,185	5,373	12,444	67,184	1,16,651	71,615	86,630	1,48,841
United States of America—										
Via Atlantic Coast	5,771	26,646	78,666	81,263	87,559	55,871	2,10,416	8,42,471	10,01,110	11,74,107
„ Pacific „	787	2,289	171	2,102	2,397	11,500	55,400	2,226	24,612	37,700
Other Foreign Countries	350	382	374	66	332	7,364	6,002	4,240	1,304	7,945
TO ALL FOREIGN COUNTRIES	146,742	182,535	249,209	319,542	356,372	17,20,697	21,98,609	32,40,070	45,57,028	54,48,643
Share of Bengal	*6,459*	*6,378*	*7,417*	*14,119*	*21,135*	*79,467*	*74,721*	*95,381*	*2,00,344*	*3,75,993*
„ *Bombay*	*215,833*	*263,709*	*325,145*	*418,635*	*425,449*	*31,44,511*	*37,37,037*	*47,69,138*	*64,52,693*	*67,29,299*
„ *Sind*	*28*	*5*	*22*	*10*	*17*	*660*	*130*	*416*	*169*	*235*
„ *Madras*	*15,155*	*13,359*	*18,978*	*34,432*	*42,877*	*46,581*	*61,539*	*85,860*	*3,47,557*	*5,33,358*
„ *Burma*	*202*	*1*	*1*	*4*	*5*	*2,338*	*12*	*16*	*62*	*84*
TOTAL	237,677	283,443	351,563	467,200	489,488	32,74,057	38,73,495	49,50,821	70,00,825	76,39,479
Twist and Yarn—										
Grey Nos. 1 to 10 (III. P)—	Lbs.	Lbs.	Lbs.	Lbs.	Lbs.					
United Kingdom (*including* Channel Islands)	196,000	488,000	205,160	180,400	150,041	64,352	1,34,235	66,426	65,618	53,056
Malta and Gozo	11,200	30,400	8,800	18,800	7,200	4,450	7,981	3,000	4,756	1,968
Cyprus	54,800	60,825	70,530	99,088	111,200	20,550	21,235	21,885	37,798	42,517
Palestine	81,200	15,600	400	72,800	19,600	36,967	7,800	200	34,493	10,100
Aden and Dependencies	603,300	893,200	500,376	814,760	798,600	3,11,417	4,42,731	2,47,403	3,74,680	3,08,460
Bahrein Islands	67,800	98,400	66,000	68,000	83,000	34,400	48,600	32,000	33,725	40,208
Ceylon (*excluding* Maldives)	3,414	8,376	16,810	6,000	13,200	1,799	3,330	5,500	3,512	5,111
Straits Settlements	77,880	160,880	324,200	761,980	745,549	39,411	82,857	1,58,920	3,79,254	3,55,087
Zanzibar and Pemba	14,000	23,600	37,624	46,556	63,174	5,930	11,705	15,600	20,715	28,062
Kenya Colony	30,900	29,248	30,272	46,808	62,268	16,600	12,365	14,895	25,410	31,545
Tanganyika Territory	12,000	4,400	4,680	7,170	15,884	6,218	2,550	2,300	4,180	7,534
Other British Possessions	5,420	8,240	17,600	4,260	9,268	1,894	3,546	5,557	2,200	3,712
TOTAL BRITISH EMPIRE	1,164,914	1,770,169	1,282,452	2,126,062	2,078,983	5,43,983	7,79,428	5,76,676	9,86,847	9,47,000

No. 11—*continued*

ARTICLES, AND COUNTRIES OF FINAL DESTINATION; ALSO SHARE OF EACH PROVINCE	QUANTITY					VALUE				
	1932-33	1933-34	1934-35	1935-36	1936-37	1932-33	1933-34	1934-35	1935-36	1936-37
Textiles—*continued*										
Cotton—*continued*						R	R	R	R	R
Twist and Yarn—continued										
Grey Nos. 1 to 10(III, P)—*continued*										
U. S. S. R.—	Lbs.	Lbs.	Lbs.	Lbs.	Lbs.					
Southern	14,000	..	..	..	..	0,875	..	..	..	..
Germany	..	58,800	80,000	..	..	..	17,087	25,173	..	..
Belgium	..	..	..	12,000	566,000	..	..	..	4,917	1,88,770
Yugo-Slavia (Kingdom of the Serbs, Croats and Slovenes)	..	..	..	5,000	43,400	..	..	..	1,900	14,314
Bulgaria	277,200	310,400	111,589	10,000	139,600	1,05,478	1,02,758	44,450	3,125	65,745
Roumania	..	..	..	12,000	..	..	..	..	6,000	..
Greece (*including* Crete)	67,600	50,400	20,800	94,800	99,000	21,383	15,468	8,519	36,006	36,054
Turkey, European	22,800	12,112	..	..	112,400	11,400	5,804	..	..	56,200
Turkey, Asiatic	93,800	10,000	42,100	..	80,000	45,674	5,000	14,187	..	30,624
Syria	403,800	344,800	199,040	118,800	96,400	1,78,760	1,51,522	74,085	39,473	45,244
Maskat Territory and Trucial Oman	44,100	53,975	32,906	37,725	65,276	24,200	28,397	19,955	20,760	37,115
Other Native States in Arabia	119,080	115,372	41,300	57,680	68,268	58,337	56,525	18,448	29,180	33,430
Iraq	630,600	465,800	513,200	528,800	638,540	2,26,475	1,60,734	1,70,593	1,74,552	2,17,851
Iran	368,400	330,800	124,100	1,200	..	1,69,281	1,39,681	46,400	600	..
Siam	179,900	306,900	228,800	115,600	67,200	90,550	1,42,600	1,08,900	54,950	33,600
Egypt	44,800	..	..	55,200	6,930	21,400	..	..	25,575	3,990
Tripoli (Libya)	6,000	10,000	..	..	..	3,000	5,000	..	..	..
Portuguese East Africa	31,520	..	400	400	800	10,610	..	200	300	300
Italian East Africa (Somaliland and Eritrea)	17,380	20,150	27,200	21,100	..	8,298	8,820	15,825	11,000	..
French Somaliland	460,200	578,080	168,800	92,800	12,400	2,47,087	2,84,627	1,08,400	47,500	6,200
Other Foreign Countries	8,000	5,600	2,000	12,120	8,250	3,300	1,633	1,000	4,365	2,925
TOTAL FOREIGN COUNTRIES	2,794,680	2,673,189	1,598,235	1,175,225	2,004,464	12,27,106	11,26,561	6,56,079	4,60,203	7,72,362
Share of Bengal	*8,000*	..	..	*6,380*	*4,769*	*3,300*	..	..	*3,305*	*2,651*
Bombay	*3,840 230*	*4,425,330*	*2,874,933*	*3,294,907*	*4,081,248*	*17,20,341*	*18,98,033*	*12,30,641*	*14,42,739*	*17,08,671*
Madras	*101,384*	*18,023*	*5,754*	..	*17,330*	*46,948*	*7,956*	*2,114*	..	*9,000*
TOTAL	3,949,594	4,443,353	2,880,687	3,301,287	4,083,447	17,71,089	19,05,989	12,32,765	14,46,544	17,20,322
Grey Nos. 11 to 20 (III. P)—	Lbs.	Lbs.	Lbs.	Lbs.	Lbs.					
United Kingdom (*including* Channel Islands)	23	2,400	31,200	2,000	86	20	900	16,623	731	46
Cyprus	69,630	160,700	178,020	200,378	200,000	32,405	75,085	79,911	93,106	1,30,097
Palestine	275,000	352,000	374,725	307,900	254,125	1,33,400	1,75,800	1,87,380	1,54,911	1,27,777
Aden and Dependencies	1,308,500	1,120,700	833,500	599,000	219,900	7,08,609	5,65,766	4,24,968	3,02,281	1,13,125
Bahrein Islands	21,200	34,800	44,000	61,400	103,358	11,200	17,550	23,200	30,700	52,075
Ceylon (*excluding* Maldives)	31,012	27,008	20,800	9,600	13,399	14,991	12,233	10,616	5,159	7,419
Straits Settlements	220,400	308,746	253,733	379,200	491,600	1,19,550	1,71,700	1,28,200	1,88,650	2,42,400
Hongkong	4,000	..	..	..	82,000	1,950	..	..	..	37,076
Zanzibar and Pemba	20,400	26,350	17,312	9,800	3,024	15,800	14,225	8,495	5,600	1,575
Kenya Colony	55,000	96,128	57,636	73,100	52,200	38,775	59,249	32,050	40,350	26,100
Tanganyika Territory	8,012	15,800	18,568	26,000	20,500	7,950	13,050	11,900	14,150	10,900
Anglo-Egyptian Sudan	..	1,900	17,150	14,000	42,400	..	950	8,279	8,850	21,400
Commonwealth of Australia	..	..	18,100	..	..	..	..	8,308	..	..
Other British Possessions	1,000	2,920	6,432	8,840	12,080	725	1,114	3,042	4,064	5,544
TOTAL BRITISH EMPIRE	2,014,777	2,150,452	1,871,176	1,697,218	1,584,652	10,84,875	11,07,672	9,42,972	8,53,602	7,75,534
U. S. S. R.—										
Southern	12,000	..	..	..	..	6,000	..	..	..	..
Belgium	..	..	..	..	90,000	..	..	..	..	45,000
Spain	..	..	..	13,600	..	..	..	..	6,800	..
Yugo-Slavia (Kingdom of the Serbs, Croats and Slovenes)	..	..	..	..	80,800	..	..	..	..	15,300
Bulgaria	..	16,000	4,000	..	110,000	..	5,800	1,625	..	55,000
Roumania	..	..	70,964	298,400	147,800	..	..	36,397	1,56,984	71,880
Greece (*including* Crete)	10,000	400	..	60,420	75,400	3,375	156	..	30,206	33,125
Turkey, European	32,000	24,000	29,417	..	..	16,250	12,758	15,300	..	..

No. 11—*continued*

ARTICLES, AND COUNTRIES OF FINAL DESTINATION; ALSO SHARE OF EACH PROVINCE	QUANTITY					VALUE				
	1932-33	1933-34	1934-35	1935-36	1936-37	1932-33	1933-34	1934-35	1935-36	1936-37
						R	R	R	R	R
Textiles—*continued*										
Cotton—*continued*										
Twist and Yarn—continued										
Grey Nos. 11 to 20 (III. P)—*continued*	Lbs.	Lbs.	Lbs.	Lbs.	Lbs.					
Turkey, Asiatic	242,000	393,400	730,780	..	..	1,16,003	1,79,188	3,33,253	..	..
Syria	1,842,200	2,450,000	3,212,961	2,321,106	3,409,400	9,25,817	12,18,484	15,89,199	11,02,440	17,20,169
Muskat Territory and Trucial Oman	89,124	74,235	77,266	58,630	60,654	57,671	41,387	43,395	33,705	34,752
Other Native States in Arabia	103,500	45,300	51,050	62,960	65,400	60,433	24,800	27,615	34,215	35,310
Iraq	463,400	236,100	220,800	233,900	370,405	2,30,775	1,56,224	1,00,899	1,60,536	1,74,358
Iran	3,270,460	3,261,362	216,204	7,000	56	18,61,764	12,51,257	1,15,970	3,181	28
Java	..	..	..	..	64,800	..	..	..	..	32,897
Siam	562,000	482,800	423,400	415,200	218,800	3,04,925	2,42,025	2,19,340	2,09,300	1,09,400
Japan	..	..	170	..	10,000	..	..	85	..	5,000
China (exclusive of Hongkong and Macao)	4,000	..	..	..	168,000	1,812	..	..	..	80,457
Egypt	448,731	216,410	142,120	372,340	635,970	2,26,077	1,20,501	77,373	2,06,123	3,66,751
Tripoli (Libya)	42,000	19,600	28,800	..	..	20,250	9,800	14,400	..	..
Tunis	..	..	..	..	20,800	..	..	..	..	10,329
Morocco, French Protectorate (a)	—	..	..	18,000	..	—	..	..	9,000	..
Italian East Africa (Somáliland and Eritrea)	11,800	21,400	12,800	38,800	..	8,050	12,200	8,025	28,300	..
French Somáliland	1,181,250	909,800	771,704	187,200	68,300	6,19,173	4,62,890	3,90,602	93,350	34,150
Guatemala	..	..	..	..	16,000	..	..	..	..	8,312
Other Foreign Countries	1,208	13,234	22,488	4,112	6,000	456	6,998	9,274	2,167	3,004
TOTAL FOREIGN COUNTRIES	8,819,673	7,263,041	6,019,924	4,191,668	5,568,585	44,59,631	37,44,468	29,84,842	21,36,307	28,35,212
Share of Bengal	..	..	*2,100*	..	*880*	..	..	*308*	..	*335*
" *Bombay*	*9,845,983*	*9,031,937*	*7,433,201*	*5,526,416*	*6,553,940*	*53,09,161*	*46,91,664*	*36,97,187*	*27,35,750*	*32,99,454*
" *Sind*	*5,424*	*5,594*	*10,188*	*24,730*	*14,867*	*3,650*	*3,349*	*6,220*	*12,180*	*7,332*
" *Madras*	*483,043*	*325,962*	*446,671*	*337,740*	*583,630*	*2,31,665*	*1,67,137*	*2,24,099*	*1,91,949*	*3,03,125*
TOTAL	10,334,453	9,413,493	7,891,100	5,888,886	7,153,237	55,44,506	48,52,140	39,27,814	29,89,909	36,10,746
	Lbs.	Lbs.	Lbs.	Lbs.	Lbs.					
Grey Nos. 21 to 30 (III. P)—										
Cyprus	1,200	200	2,400	2,000	17,200	560	90	1,111	911	8,709
Aden and Dependencies	45,325	42,800	22,100	10,500	8,000	33,700	30,000	15,812	6,800	6,000
Straits Settlements	102,800	61,800	20,400	3,200	16,400	1,01,200	60,200	19,000	3,200	8,200
Kenya Colony	4,600	16,000	10,000	6,000	..	2,600	10,374	6,787	4,000	..
Other British Possessions	7,120	11,146	4,720	9,300	2,646	4,215	6,686	3,598	3,507	1,594
TOTAL BRITISH EMPIRE	160,445	134,946	59,620	31,000	44,246	1,42,275	1,07,350	46,308	18,418	24,503
Turkey, European	10,000	20,592	85,794	..	4,000	5,111	11,574	41,869	..	2,000
Turkey, Asiatic	3,200	48,800	76,000	..	..	1,662	28,188	41,144	..	..
Syria	14,000	..	8,000	..	50,800	7,122	..	3,744	..	50,800
Iraq	..	..	2,800	400	7,500	..	..	1,700	200	5,100
Iran	1,600	1,735,500	1,175,750	..	..	1,200	9,56,850	6,45,850	..	..
Java	..	..	..	..	14,000	..	..	..	..	7,000
Japan	..	..	..	..	10,000	..	..	..	..	5,000
Egypt	30,780	45,730	12,850	..	..	17,518	25,521	7,730	..	..
French Somaliland	47,000	16,800	32,800	10,000	10,000	32,800	10,062	22,871	7,087	6,787
Other Foreign Countries	806	6,80	9,980	8,000	20,910	604	4,000	6,575	4,742	12,886
TOTAL FOREIGN COUNTRIES	107,386	1,874,222	1,403,974	18,400	117,210	65,827	10,31,195	7,70,988	12,029	80,573

(a) Separately specified from 1933-34.

No. 11—*continued*

ARTICLES, AND COUNTRIES OF FINAL DESTINATION; ALSO SHARE OF EACH PROVINCE	QUANTITY					VALUE				
	1932-33	1933-34	1934-35	1935-36	1936-37	1932-33	1933-34	1934-35	1935-36	1936-37
Textiles—*continued*						R	R	R	R	R
Cotton—*continued*										
***Twist and Yarn*—continued**										
Grey Nos. 21 to 30 (III. F) —*continued*	Lbs.	Lbs.	Lbs.	Lbs.	Lbs.					
Share of Bombay	*210,748*	*1,879,109*	*1,302,130*	*28,400*	*129,410*	*1,76,920*	*19,06,460*	*7,28,592*	*16,647*	*95,335*
,, *Madras*	*57,083*	*130,088*	*161,464*	*21,000*	*32,046*	*32,182*	*72,095*	*88,699*	*13,900*	*18,641*
TOTAL	267,831	2,009,168	1,463,594	49,400	161,456	2,08,102	11,38,545	8,17,291	30,447	1,14,076
Grey Nos. 31 to 40 (III. F)—	Lbs.	Lbs.	Lbs.	Lbs.	Lbs.					
Aden and Dependencies	28,800	..	..	400	3,200	21,600	..	..	250	2,400
Hongkong	..	..	..	..	68,800	..	..	..	..	42,201
Union of South Africa	30,000	6,000	..	..	..	9,325	1,875	..	..	..
Other British Possessions	6,800	8,300	3,360	7,834	6,892	4,400	4,955	2,475	6,052	4,145
TOTAL BRITISH EMPIRE	65,600	14,300	3,360	8,234	78,892	35,225	6,830	2,475	6,302	48,746
Iran	5,000	7,600	11,400	..	..	3,750	5,700	9,300	..	..
Siam	..	..	..	..	98,800	..	..	..	..	68,277
China (*exclusive* of Hongkong and Macao)	..	..	..	..	30,000	..	..	..	..	17,625
French Somaliland	114,700	..	..	..	..	87,900	..	..	..	..
Other Foreign Countries	1,500	..	800	100	9,603	1,675	..	491	100	6,556
TOTAL FOREIGN COUNTRIES	121,200	7,600	12,200	100	138,403	93,325	5,700	9,791	100	87,458
Share of Bengal	*20,006*	*6,400*	*560*	*784*	*98,800*	*9,225*	*1,995*	*350*	*450*	*68,277*
,, *Bombay*	*166,800*	*15,100*	*14,200*	*6,750*	*88,083*	*1,19,325*	*10,350*	*11,425*	*5,387*	*55,107*
,, *Madras*	..	*400*	*800*	*80)*	*30,412*	..	185	*491*	*565*	*17,820*
TOTAL	186,800	21,900	15,560	8,334	217,295	1,28,550	12,530	12,266	6,402	136,204
Grey, above No. 40 (III. F)—	Lbs.	Lbs.	Lbs.	Lbs.	Lbs.					
TOTAL BRITISH EMPIRE	200	1,600	6,000	712	2,431	145	1,200	3,850	812	1,694
TOTAL FOREIGN COUNTRIES	..	800	2,400	..	784	..	600	1,900	..	480
Share of Bengal	..	..	..	*262*	*3,215*	..	..	..	*327*	*2,174*
,, *Bombay*	..	*2,400*	*3,400*	*50*	..	..	*1,800*	*5,750*	*50*	..
,, *Madras*	*200*	..	..	*400*	..	*145*	..	..	*435*	..
TOTAL	200	2,400	3,400	712	3,215	145	1,800	5,750	812	2,174
Grey two-folds (doubles) (III. F)—	Lbs.	Lbs.	Lbs.	Lbs.	Lbs.					
Cyprus	..	..	..	6,800	27,800	..	..	..	3,199	17,885
Aden and Dependencies	36,400	..	4,000	11,200	1,600	19,600	..	2,400	5,600	1,200
Straits Settlements	17,600	19,200	..	28,800	37,200	8,400	10,100	..	14,400	16,000

No. 11—*continued*

ARTICLES AND COUNTRIES OF FINAL DESTINATION; ALSO SHARE OF EACH PROVINCE	QUANTITY					VALUE				
	1932-33	1933-34	1934-35	1935-36	1936-37	1932-33	1933-34	1934-35	1935-36	1936-37
						R	R	R	R	R
Textiles—*continued*										
Cotton—*continued*										
Twist and Yarn—continued										
Grey, twofolds (doubles) (III. P)—*continued*	Lbs.	Lbs.	Lbs.	Lbs.	Lbs.					
Other British Possessions .	4,000	..	9,500	600	3,900	1,965	..	5,284	600	2,442
TOTAL BRITISH EMPIRE .	58,000	19,200	13,500	47,400	70,000	29,965	10,100	7,784	22,799	38,127
Yugoslavia (Kingdom of the Serbs, Croats and Slovenes) . . .	..	..	..	20,800	..	..	..	..	8,800	..
Bulgaria . . .	8,800	..	20,000	..	..	3,706	..	10,000	..	..
Greece (*including* Crete) .	..	..	44,400	..	..	..	..	14,981	..	..
Syria	26,800	19,600	35,200	6,000	3,600	17,400	9,800	17,600	3,750	1,275
Siam	14,300	39,600	..	..	..	8,600	19,800	..	..	..
Egypt	..	..	6,480	8,000	2,000	..	..	3,491	5,000	1,250
French Somaliland . .	17,800	..	..	..	..	8,700	..	..	..	..
Other Foreign Countries .	5,600	9,800	9,900	15,100	9,500	2,900	4,850	4,664	7,121	6,062
TOTAL FOREIGN COUNTRIES .	73,100	69,000	115,980	49,900	15,100	41,306	34,450	50,736	24,671	8,587
Share of Bombay . .	*151,100*	*88,200*	*121,700*	*97,300*	*85,100*	*71,271*	*44,550*	*54,170*	*48,470*	*46,714*
„ *Madras* . .	..	..	*7,780*	..	..	..	..	*4,350*	..	..
TOTAL .	151,100	88,200	129,480	97,300	85,100	71,271	44,550	58,520	48,470	46,714
Coloured Nos. 1 to 20 (III. P)—	Lbs.	Lbs.	Lbs.	Lbs.	Lbs.					
Aden and Dependencies .	43,400	42,960	41,970	37,140	64,000	33,075	35,830	28,600	25,340	39,850
Hongkong	..	..	..	..	14,000	..	..	..	..	5,000
Other British Possessions .	1,560	850	2,350	2,000	10,571	1,755	785	2,015	1,500	6,014
TOTAL BRITISH EMPIRE .	44,960	43,810	44,320	39,140	89,471	34,830	36,615	30,615	26,740	50,924
Muskat Territory and Trucial Oman	6,496	6,300	6,900	2,500	5,100	5,700	5,525	5,625	2,075	3,000
Other Native States in Arabia . . .	17,100	10,400	17,200	10,000	20,600	11,800	8,850	11,150	7,150	12,250
Iran	7,800	800	2,400	..	..	5,200	1,800	1,800	..	..
Italian East Africa (Somaliland and Eritrea) . .	2,600	4,200	12,800	3,200	..	2,400	3,050	9,700	2,800	..
Other Foreign Countries .	..	2,400	..	..	..	..	950	..	..	..
TOTAL FOREIGN COUNTRIES .	33,996	24,100	39,300	15,700	25,700	25,100	19,975	28,075	12,025	16,150

No. 11—*continued*

ARTICLES, AND COUNTRIES OF FINAL DESTINATION; ALSO SHARE OF EACH PROVINCE	QUANTITY					VALUE				
	1932-33	1933-34	1934-35	1935-36	1936-37	1932-33	1933-34	1934-35	1935-36	1936-37
Textiles—*continued*						R	R	R	R	R
Cotton—*continued*										
Twist and Yarn—continued	Lbs.	Lbs.	Lbs.	Lbs.	Lbs.					
Coloured Nos. 1 to 20 (III. P)—*continued*										
Share of Bengal	..	..	..	..	*3,571*	..	..	..	..	*2,625*
" *Bombay*	*78,360*	*67,910*	*83,620*	*54,840*	*111,600*	*59,330*	*56,590*	*58,690*	*38,765*	*64,449*
" *Sind*	*596*	..	..	..	..	*600*	..	..	..	..
TOTAL	78,956	67,910	83,620	54,840	115,171	59,930	56,590	58,690	38,765	67,074
Coloured Nos. 21 to 40 (III. P)—	Lbs.	Lbs.	Lbs.	Lbs.	Lbs.					
TOTAL BRITISH EMPIRE	1,600	3,600	1,020	3,017	6,706	2,000	3,100	1,330	2,060	5,051
TOTAL FOREIGN COUNTRIES	..	1,080	..	2,800	4,400	..	660	..	2,050	5,825
Share of Bombay	*1,600*	*4,680*	*1,020*	*6,000*	*10,706*	*2,000*	*3,760*	*1,330*	*3,850*	*11,283*
" *Madras*	..	..	..	*717*	*496*	..	..	..	*260*	*193*
TOTAL	1,600	4,680	1,020	6,717	11,196	2,000	3,760	1,330	4,110	11,476
Coloured above No. 40 (III. P)—	Lbs.	Lbs.	Lbs.	Lbs.	Lbs.					
TOTAL BRITISH EMPIRE	..	644	..	..	2,704	..	789	..	..	1,698
TOTAL FOREIGN COUNTRIES	150	..	800	..	..	150	..	600	..	..
Share of Bombay	*150*	*600*	*800*	..	..	*150*	*750*	*600*	..	..
" *Madras*	..	*44*	..	..	*2,704*	..	*39*	..	..	*1,698*
TOTAL	150	644	800	..	2,704	150	789	600	..	1,698
Coloured twofolds (doubles) (III. P)—	Lbs.	Lbs.	Lbs.	Lbs.	Lbs.					
Aden and Dependencies	..	2,400	8,000	..	..	..	3,000	9,200	..	..
Share of Bombay	..	*2,400*	*8,000*	..	..	..	*3,000*	*9,200*	..	..
White Bleached, Nos. 1 to 40* (III. P)—		Lbs.	Lbs.	Lbs.	Lbs.					
Aden and Dependencies	—	32,400	63,200	43,200	49,600	—	16,200	31,600	26,600	28,600
Straits Settlements	—	106,800	99,600	98,400	93,600	—	52,800	48,975	49,200	44,925
Other British Possessions	—	1,925	3,035	5,435	8,831	—	978	1,501	4,035	4,802
TOTAL BRITISH EMPIRE	—	141,125	165,835	147,035	152,031	—	69,978	82,076	79,835	78,327
French Somaliland	—	11,200	..	..	..	—	5,600	..	..	..
Other Foreign Countries	—	6,000	2,000	1,900	4,300	—	2,950	925	1,500	3,345
TOTAL FOREIGN COUNTRIES	—	17,200	2,000	1,900	4,300	—	8,550	925	1,500	3,345
Share of Bombay	—	*157,400*	*165,830*	*146,460*	*155,166*	—	*78,092*	*82,170*	*79,496*	*80,500*
" *Madras*	—	*925*	*2,005*	*2,475*	*1,165*	—	*436*	*831*	*1,840*	*1,172*
TOTAL	—	158,325	167,835	148,935	156,331	—	78,528	83,001	81,335	81,672
White Bleached, above No. 40* (III. P)	—	Lbs. —	Lbs. ..	Lbs. ..	Lbs. —	—	..	..	..	..
Total of White Bleached (III. P)—	Lbs.	Lbs.	Lbs.	Lbs.	Lbs.					
Aden and Dependencies	11,100	32,400	63,200	43,200	49,600	6,850	16,200	31,600	26,600	28,600
Straits Settlements	45,600	106,800	99,600	98,400	93,600	22,300	52,800	48,975	49,200	44,925
Other British Possessions	1,515	1,925	3,035	5,435	8,831	906	978	1,501	4,035	4,802
TOTAL BRITISH EMPIRE	58,215	141,125	165,835	147,035	152,031	20,556	69,978	82,076	79,835	78,327

* Separately recorded from 1933-34.

No. 11—*continued*

ARTICLES, AND COUNTRIES OF FINAL DESTINATION; ALSO SHARE OF EACH PROVINCE	QUANTITY					VALUE				
	1932-33	1933-34	1934-35	1935-36	1936-37	1932-33	1933-34	1934-35	1935-36	1936-37
Textiles—*continued*										
Cotton—*continued*										
Twist and Yarn—continued										
Total of White Bleached (III.P)—*contd.*	Lbs.	Lbs.	Lbs.	Lbs.	Lbs.	R	R	R	R	R
French Somáliland	..	11,200	..	..	..	..	5,600	..	..	..
Other Foreign Countries	400	6,000	2,000	1,900	4,300	250	2,950	925	1,500	3,34
TOTAL FOREIGN COUNTRIES	400	17,200	2,000	1,900	4,300	250	8,550	925	1,500	3,34
Share of Bombay	*58,340*	*157,400*	*165,838*	*146,460*	*155,166*	*29,700*	*78,092*	*82,170*	*79,495*	*80,50*
" *Madras*	*275*	*925*	*2,005*	*2,475*	*1,165*	*106*	*436*	*831*	*1,840*	*1,17*
TOTAL	58,615	158,325	167,835	148,935	156,331	29,806	78,528	83,001	81,335	81,67
Unspecified descriptions of Twist and Yarn (III. P)—	Lbs.	Lbs.	Lbs.	Lbs.	Lbs.					
Ceylon (*excluding* Maldives)	92,618	128,959	95,601	111,723	131,902	45,984	51,840	42,051	47,538	65,69
Other British Possessions	784	..	12,000	..	841	500	..	6,139	..	23
TOTAL BRITISH EMPIRE	93,402	128 959	107,601	111,723	132,743	46,484	51,840	48,190	47,538	65,93
Netherlands	..	19,500	..	..	..	..	15,216	..	..	..
Turkey, Asiatic	..	..	20,000	..	..	..	..	10,625	..	..
Japan	..	27,000	..	..	..	..	6,328	..	..	..
Other Foreign Countries	5,202	..	11,490	36	15,200	3,277	..	5,766	25	3,45
TOTAL FOREIGN COUNTRIES	5,202	46,500	31,490	36	15,200	3,277	21,544	16,391	25	3,45
Share of Madras	*98,604*	*145,459*	*139,091*	*111,759*	*147,943*	*49,761*	*67,056*	*64,581*	*47,563*	*69,38*
" *Burma*	..	*27,000*	..	..	..	..	*6,828*	..	..	..
TOTAL	98,604	175,459	139,091	111,759	147,943	49,761	73,884	64,581	47,563	69,384
Total of Twist and Yarn—										
United Kingdom (*including* Channel Islands)	Lbs. 197,646	Lbs. 440,400	Lbs. 236,380	Lbs. 182,450	Lbs. 150,178	65,157	1,35,138	83,062	66,449	53,134
Malta and Gozo	11,200	35,200	10,800	20,000	18,000	4,450	11,581	3,737	5,225	6,000
Cyprus	125,630	221,725	260,950	314,266	449,300	53,515	96,410	1,07,865	1,40,014	2,01,215
Palestine	359,600	368,330	375,525	337,800	274,525	1,71,767	1,81,987	1,87,780	1,93,709	1,38,297
Aden and Dependencies	2,075,425	2,138,660	1,480,346	1,519,000	1,149,300	11,36,351	10,97,377	7,64,614	7,42,851	5,63,435
Bahrein Islands	89,000	133,400	115,700	133,950	191,458	45,600	66,300	59,080	68,187	95,433
Ceylon (*excluding* Maldives)	136,416	172,188	148,364	137,101	169,394	68,575	72,129	70,722	63,248	85,741
Straits Settlements	469,080	568,826	698,533	1,274,380	1,396,751	2,94,061	3,83,007	3,55,545	6,36,504	6,75,331
Hongkong	4,000	..	..	..	172,840	1,950	..	..	..	87,597
Union of South Africa	30,000	12,000	8,482	1,600	7	9,225	4,249	2,647	800	2
Zanzibar and Pemba	35,600	55,250	55,136	56,356	66,198	21,830	26,230	24,395	26,815	29,637
Kenya Colony	89,900	136,178	98,708	127,108	114,534	57,975	82,338	54,122	70,960	57,745
Tanganyika Territory	20,012	21,200	23,248	33,170	36,784	14,168	15,600	14,200	18,330	18,634
Anglo-Egyptian Sudan	..	1,900	25,050	18,060	44,800	..	950	11,279	11,210	22,850
Commonwealth of Australia	4,480	..	20,100	..	..	1,294	..	8,778	..	..
Other British Possessions	4,124	5,960	5,562	7,200	8,880	3,425	2,606	3,650	3,345	4,047
TOTAL BRITISH EMPIRE	3,652,113	4,311,205	3,562,884	4,212,441	4,242,949	19,49,838	21,77,902	17,51,476	20,45,447	20,89,098
U. S. S. R.—										
Southern	26,000	..	..	..	..	12,875	..	..	..	..
Germany	..	60,800	92,800	112	..	..	18,674	29,597	100	..
Netherlands	..	19,500	..	..	..	..	15,216	..	..	..
Belgium	..	..	..	24,000	656,800	..	..	..	9,638	2,84,032
Spain	..	..	..	13,720	..	..	..	..	6,860	..
Italy (*including* Fiume)	..	7,610	9,600	12,400	10,000	..	2,688	4,800	4,605	5,165
Yugoslavia (Kingdom of the Serbs, Croats and Slovenes)	..	..	..	25,800	74,200	..	..	..	10,700	29,614
Bulgaria	286,000	326,400	135,589	10,000	249,600	1,09,184	1,08,558	56,075	3,125	1,20,745
Roumania	..	..	70,964	311,400	147,800	..	..	36,397	1,63,676	71,880
Greece (*including* Crete)	77,600	50,800	71,200	155,220	174,400	24,758	15,624	23,500	66,212	69,179
Turkey, European	64,800	56,704	125,211	..	116,400	32,761	30,186	62,131	..	58,200
Turkey, Asiatic	314,000	450,400	868,880	..	80,000	1,63,939	2,07,876	4,01,153	..	30,624
Syria	2,286,800	2,814,400	3,455,201	2,445,942	3,560,200	11,24,090	13,79,806	16,84,628	12,05,688	16,17,478

No. 11—*continued*

ARTICLES, AND COUNTRIES OF FINAL DESTINATION; ALSO SHARE OF EACH PROVINCE	QUANTITY					VALUE				
	1932-33	1933-34	1934-35	1935-36	1936-37	1932-33	1933-34	1934-35	1935-36	1936-37
Textiles—*continued*						R	R	R	R	R
Cotton—*continued*										
Twist and Yarn—concluded										
Total of Twist and Yarn—continued.	Lbs.	Lbs.	Lbs.	Lbs.	Lbs.					
Muskat Territory and Trucial Oman	140,270	141,310	121,052	103,655	140,990	88,171	78,909	71,400	60,190	82,892
Other Native States in Arabia	245,780	171,072	117,150	138,940	169,018	1,35,145	89,975	62,038	75,845	94,485
Iraq	1,099,000	805,500	740,000	863,700	1,023,245	4,57,250	3,18,753	2,74,181	3,35,738	4,01,909
Iran	3,653,660	4,349,342	1,537,754	8,200	56	20,41,408	23,61,598	8,23,895	3,781	28
Java	..	..	..	..	78,800	..	..	..	..	39,897
Siam	755,200	829,300	657,200	530,800	389,584	4,04,075	4,04,425	3,28,240	2,64,250	2,08,767
Japan	..	27,000	170	..	20,250	..	6,328	86	..	10,050
China (*exclusive* of Hong-kong and Macão)	4,005	..	..	..	208,000	1,816	..	..	..	1,03,057
Egypt	528,671	262,140	164,140	435,540	644,000	2,67,632	1,46,022	90,479	2,36,628	3,71,901
Tripoli (Libya)	48,000	29,600	28,800	..	..	23,250	14,800	14,400	..	..
Tunis	..	..	..	..	20,800	..	..	..	..	10,329
Morocco, French Protectorate (a)	—	..	..	18,000	..	—	..	..	9,000	..
Portuguese East Africa	32,728	1,200	428	400	800	11,066	1,000	220	300	300
Italian East Africa (Somáliland and Eritrea)	32,680	47,750	59,200	63,000	..	19,043	25,020	33,900	42,500	..
French Somáliland	1,820,750	1,516,280	973,304	390,000	90,700	9,95,460	7,63,529	5,21,373	1,47,937	47,137
Guatemala	..	..	..	..	18,000	..	..	..	..	9,562
Other Foreign Countries	8,842	9,624	3,660	4,000	10,603	3,950	5,311	1,830	2,067	4,231
TOTAL FOREIGN COUNTRIES	11,455,787	12,076,732	9,226,303	5,455,729	7,894,146	59,15,972	59,93,703	45,20,322	26,48,910	38,22,442
Share of Bengal	*38,000*	*6,400*	*2,660*	*7,426*	*111,155*	*12,525*	*1,925*	*658*	*4,582*	*71,062*
,, *Bombay*	*14,323,311*	*15,725,057*	*12,012,834*	*9,161,123*	*11,195,347*	*74,87,698*	*78,55,029*	*58,79,755*	*44,21,083*	*53,61,563*
,, *Sind*	*6,020*	*5,591*	*10,128*	*24,730*	*14,867*	*4,230*	*3,349*	*6,220*	*12,180*	*7,932*
,, *Madras*	*740,569*	*623,886*	*768,565*	*474,391*	*815,726*	*3,60,807*	*3,04,904*	*3,35,165*	*2,66,512*	*4,21,083*
,, *Burma*	..	*27,000*	..	..	..	..	*6,328*	..	..	..
TOTAL	15,107,900	16,387,937	12,789,187	9,663,170	12,137,095	78,65,310	81,71,605	62,71,798	46,94,357	58,61,540
MANUFACTURES—										
Canvas (III. P)—	Yards	Yards	Yards	Yards	Yards					
TOTAL BRITISH EMPIRE	335	1,655	6,809	1,852	2,292	1,061	1,548	4,779	1,805	2,130
TOTAL FOREIGN COUNTRIES	450	..	..	..	..	225	..	..	..	..
Share of Bengal	*200*	*1,565*	*800*	*1,372*	*2,192*	*876*	*1,473*	*440*	*1,505*	*2,065*
,, *Bombay*	*525*	..	..	*480*	*60*	*375*	..	..	*300*	*60*
,, *Madras*	*60*	*90*	*6,009*	..	..	*36*	*70*	*4,339*	..	..
,, *Burma*	..	..	..	..	*40*	..	..	..	..	*5*
TOTAL	785	1,655	6,809	1,852	2,292	1,286	1,548	4,779	1,805	2,130
Handkerchiefs and Shawls in the piece (III. P)—	No.	No.	No.	No.	No.					
United Kingdom (*including* Channel Islands)	3,775,044	1,788,908	517,007	354,555	431,055	28,35,864	12,15,176	5,19,026	12,23,535	15,56,148
Straits Settlements	..	..	4,020	1,200	200	..	..	1,850	5,000	250
Sierra Leone	169,503	142,132	78,261	66,672	114,177	1,09,918	96,264	95,497	2,34,740	3,98,704
Gold Coast (*including* Br. Mandated Territory of Togoland)	1,920	..	..	4,583	2,877	1,020	..	..	15,374	8,060
Nigeria (*including* Br. Mandated Territory of Cameroons)	1,111,344	1,512,023	617,856	373,142	624,673	6,73,273	5,17,657	5,60,341	14,81,540	24,86,402
Union of South Africa	..	2,784	93,744	..	702	..	1,201	54,592	..	2,485
Commonwealth of Australia	..	..	1,518	..	..	..	..	6,308	..	..
Other British Possessions	7,290	450	1,800	692	629	2,282	825	200	473	1,260
TOTAL BRITISH EMPIRE	5,065,101	3,446,309	1,310,106	800,844	1,173,313	36,22,352	18,31,123	12,87,814	29,60,662	44,53,309

(a) Sparately specified from 1933-34.

INDIAN MERCHANDISE

No. 11—*continued*

ARTICLES, AND COUNTRIES OF FINAL DESTINATION; ALSO SHARE OF EACH PROVINCE	QUANTITY					VALUE				
	1932-33	1933-34	1934-35	1935-36	1936-37	1932-33	1933-34	1934-35	1935-36	1936-37
Textiles—*continued*						R	R	R	R	R
Cotton—*continued*										
MANUFACTURES—*continued*	No.	No.	No.	No.	No.					
Handkerchiefs and Shawls in the piece (III. P)—continued										
France	10,883	17,184	5,152	896	2,170	7,209	10,232	3,020	3,008	8,898
Native States in Arabia *other than* Maskat Territory and Trucial Oman	16,100	976	7,600	10,100	390	6,400	569	2,400	4,600	1,300
French West Africa (*including* French Mandated Territories of Togoland and Cameroons)	..	..	1,498	..	137	..	..	5,784	..	500
Liberia	..	..	..	780	2,598	..	..	..	2,590	9,176
Other Foreign Countries	7,600	17,240	22,300	7,880	1,460	3,520	4,050	4,350	4,200	5,348
TOTAL FOREIGN COUNTRIES	34,583	35,400	36,548	19,656	6,750	17,129	14,851	16,454	14,398	25,223
Share of Bengal	..	..	..	*692*	*400*	..	..	..	*478*	*478*
,, *Bombay*	*25,860*	*13,536*	*36,620*	*17,980*	*690*	*9,120*	*5,255*	*8,800*	*8,800*	*1,940*
,, *Madras*	*5,073,889*	*3,463,173*	*1,310,034*	*801,888*	*1,179,473*	*36,30,361*	*18,40,719*	*12,45,468*	*29,65,787*	*44,76,106*
TOTAL	5,099,589	3,481,709	1,346,654	820,560	1,180,563	36,39,481	18,45,974	12,54,268	29,75,060	44,78,531
Hosiery (III. P)—										
Aden and Dependencies	—	—	—	—	—	3,100	3,915	4,180	5,925	7,580
Nigeria (*including* Br. Mandated Territory of Cameroons)	—	—	—	—	—	..	..	..	..	7,012
Kenya Colony	—	—	—	—	—	6,808	2,102	925	1,000	1,380
Other British Possessions	—	—	—	—	—	4,727	2,567	5,926	5,470	5,680
TOTAL BRITISH EMPIRE	—	—	—	—	—	14,635	8,582	11,031	12,395	21,652
Portuguese East Africa	—	—	—	—	—	5,920	27 033	69,227	53,650	10,125
Other Foreign Countries	—	—	—	—	—	2,983	2,262	4,075	4,085	6,692
TOTAL FOREIGN COUNTRIES	—	—	—	—	—	8,888	29,295	73,302	57,735	16,817
Share of Bengal	—	—	—	—	—	..	..	..	*2,561*	*720*
,, *Bombay*	—	—	—	—	—	*20,466*	*36,449*	*83,538*	*67,021*	*38,425*
,, *Sind*	—	—	—	—	—	*475*	*1,120*	*155*	*348*	*2,226*
,, *Madras*	—	—	—	—	—	*2,577*	*164*	*502*	*200*	*3,100*
,, *Burma*	—	—	—	—	—	..	*153*	*138*	..	*4*
TOTAL	—	—	—	—	—	23,518	37,877	84,333	70,130	38,469
***Piecegoods*—**										
Grey (unbleached)—										
Chadars and Dhuties (III. P)—	Yards	Yards	Yards	Yards	Yards					
Aden and Dependencies	5,950	8,500	7,240	11,550	9,650	2,725	3,625	3,170	5,200	3,650
Ceylon (*excluding* Maldives)	1,961	4,000	62,900	5,065	6,586	927	2,200	14,705	2,768	1,541
Straits Settlements	13,476	10,329	1,788	50,015	29,606	5,087	4,555	720	14,094	8,779
Zanzibar and Pemba	228,700	176,30)	78,300	19,600	7,200	59,025	45,625	20,300	5,500	2,100
Kenya Colony	374,225	312,505	232,840	159,610	265,244	1,15,299	94,775	66,725	44,980	60,488
Tanganyika Territory	401,148	478,075	413,200	460,450	906,149	1,37,662	1,58,740	1,23,950	1,40,385	2,39,825
Anglo-Egyptian Sudan	102,300	96,628	67,750	7,650	20,900	24,150	19,275	10,525	2,200	5,750
Seychelles	4,000	31,000	21,000	..	8,400	2,100	8,650	6,000	..	2,100
Other British Possessions	10,430	10,330	14,885	6,333	8,100	3,969	4,300	4,741	1,540	2,570
TOTAL BRITISH EMPIRE	1,142,790	1,127,668	894,823	720,273	1,261,835	3,50,944	3,41,755	2,50 426	2,16,667	3,35,203

No. 11—*continued*

ARTICLES, AND COUNTRIES OF FINAL DESTINATION; ALSO SHARE OF EACH PROVINCE	QUANTITY					VALUE				
	1932-33	1933-34	1934-35	1935-36	1936-37	1932-33	1933-34	1934-35	1935-36	1936-37
Textiles—*continued*						R	R	R	R	R
Cotton—*continued*										
MANUFACTURES—*continued*										
Piecegoods—continued										
Grey (unbleached)—*continued*										
Chadars and Dhuties (III. F)—*continued*	Yards	Yards	Yards	Yards	Yards					
Maskat Territory and Trucial Oman	10,450	15,200	20,000	25,700	20,600	4,450	4,800	8,225	6,600	5,000
Iraq	28,500	..	..	..	..	5,700	..	..	..	..
Portuguese East Africa	626,510	402,242	281,100	151,800	66,600	1,71,008	1,04,175	79,440	27,675	16,300
Italian East Africa (Somaliland and Eritrea)	23,425	18,105	15,350	8,950	..	5,887	4,175	3,850	2,950	..
Other Foreign Countries	3,480	31,242	7,300	7,500	5,541	3,250	7,067	2,350	3,600	3,214
TOTAL FOREIGN COUNTRIES	692,365	466,789	332,750	193,950	92,741	1,91,195	1,19,717	93,865	40,825	24,514
Share of Bengal	*1,950*	*120*	*633*	*604*	*2,700*	*1,865*	*25*	*155*	*119*	*300*
„ *Bombay*	*1,813,337*	*1,576,448*	*1,214,670*	*895,955*	*1,319,184*	*5,31,956*	*4,53,607*	*3,40,360*	*2,64,317*	*3,49,197*
„ *Madras*	*19,868*	*17,889*	*12,345*	*17,664*	*32,692*	*5,318*	*7,840*	*3,776*	*3,056*	*9,780*
TOTAL	1,835,155	1,594,457	1,227,648	914,223	1,354,576	5,42,139	4,61,472	3,44,291	2,67,492	3,59,617
Drills and Jeans (III. F)—	Yards	Yards	Yards	Yards	Yards					
Cyprus	..	..	3,600	52,200	90,880	..	..	630	7,215	13,100
Ceylon (*excluding* Maldives)	800	19,578	800	32,836	7,120	200	7,114	257	6,997	1,980
Straits Settlements	31,799	47,585	22,036	41,559	106,155	9,972	13,899	5,961	10,994	18,773
Somaliland Protectorate	..	..	..	..	33,600	.	..	..	..	5,600
Seychelles	20,400	4,600	3,200	20,800	73,000	4,327	1,150	800	4,600	17,230
Other British Possessions	8,500	762	21,364	36,425	39,800	2,800	196	7,132	5,960	6,166
TOTAL BRITISH EMPIRE	64,499	72,525	51,000	183,820	350,555	17,299	22,269	14,780	35,766	62,849
Native States in Arabia *other than* Maskat Territory and Trucial Oman	..	40,300	38,600	18,360	..		6,8 0	5,600	2,240	..
Portuguese East Africa	154,400	248,420	409,195	725,670	796,965	32,935	64,897	80,859	1,46,730	1,48,550
Other Foreign Countries	463	..	18,000	..	..	292	..	3,600	..	..
TOTAL FOREIGN COUNTRIES	154,863	288,720	465,795	744,030	796,965	33,227	71,737	90,059	1,48,970	1,48,550
Share of Bengal	*1,306*	*800*	*2,400*	*3,200*	..	*300*	*410*	*300*	*1,045*	..
„ *Bombay*	*194,133*	*298,085*	*490,795*	*864,020*	*1,126,965*	*43,187*	*74,550*	*97,629*	*1,67,841*	*2,06,121*
„ *Sind*	*163*	..	..	..	..	*99*	..	..	..	..
„ *Madras*	*23,766*	*62,379*	*23,600*	*60,630*	*20,555*	*6,240*	*19,006*	*6,410*	*15,850*	*5,378*
TOTAL	219,362	361,245	516,795	927,850	1,147,520	50,526	94,006	1,04,839	1,84,736	2,11,399
T. Cloth and Domestics (III.F)—	Yards	Yards	Yards	Yards	Yards					
United Kingdom (*including* Channel Islands)	122,000	..	..	..	..	25,00'	..	..	..	..
Aden and Dependencies	19,520	131,100	73,200	..	..	2,850	18,400	8,043	..	..
Ceylon (*excluding* Maldives)	..	20,732	77,760	..	..	..	8,688	27,000	..	..
Straits Settlements	21,000	..	..	468	2,790	20,000	..	..	148	807
Other British Possessions	2,000	12,052	1,600	..	..	700	4,235	400	..	..
TOTAL BRITISH EMPIRE	164,520	163,884	152,560	468	2,790	48,550	31,303	35,443	148	807

INDIAN MERCHANDISE

No. 11—*continued*

ARTICLES, AND COUNTRIES OF FINAL DESTINATION; ALSO SHARE OF EACH PROVINCE	QUANTITY					VALUE				
	1932-33	1933-34	1934-35	1935-36	1936-37	1932-33	1933-34	1934-35	1935-36	1936-37
Textiles—continued						R	R	R	R	R
Cotton—continued										
MANUFACTURES—*continued*										
Piecegoods—continued										
Grey (unbleached)—*continued*										
T. Cloth and Domestics (III. P)—*continued*	Yards	Yards	Yards	Yards	Yards					
French Somaliland	219,950	246,800	110,800	..	..	47,050	46,300	17,600	..	..
Other Foreign Countries	..	672	..	..	14,400		75	..	..	1,800
TOTAL FOREIGN COUNTRIES	219,950	247,472	110,800	..	14,400	47,050	46,375	17,600	..	1,800
Share of Bengal	..	..	..	*468*	*2,790*	..	..	..	*148*	*807*
„ *Bombay*	*334,470*	*330,472*	*263,360*	..	*14,400*	*95,600*	*65,275*	*53,043*	..	*1,800*
„ *Madras*	..	*30,884*	..	..	..	..	*12,403*	..	..	..
TOTAL	334,470	411,356	263,360	468	17,190	95,600	77,678	53,043	148	2,607
Shirtings (III. P)—	Yards	Yards	Yards	Yards	Yards					
United Kingdom (*including* Channel Islands)	312	2,964	..	111,520	200	115	737	..	21,416	115
Cyprus	..	..	171,220	203,520	138,200	..	..	32,643	49,920	26,980
Aden and Dependencies	79,600	85,360	243,960	257,270	219,820	19,700	21,740	51,120	50,450	41,260
Ceylon (*excluding* Maldives)	112,664	20,800	284,900	226,090	101,550	27,730	5,675	74,625	49,930	30,442
Straits Settlements	36,000	4,395	106,460	334,625	504,132	10,037	793	27,370	87,923	59,730
Federated Malay States	1,100	..	62,920	11,040	14,820	300	..	13,200	1,305	2,565
Nigeria (*including* Br. Mandated Territory of Cameroons)	..	..	61,600	167,600	425,700	..	..	11,420	33,985	72,045
Zanzibar and Pemba	14,200	70,740	16,860	4,800	1,600	4,060	21,700	3,700	1,200	400
Kenya Colony	127,340	57,980	34,000	8,400	22,700	36,602	15,000	6,100	1,600	4,500
Tanganyika Territory	198,400	15,800	27,800	4,800	1,500	65,625	6,500	6,000	800	300
Anglo-Egyptian Sudan	11,900	45,440	95,700	86,900	151,200	2,000	6,600	19,160	16,700	32,100
Mauritius and Dependencies	114,500	..	422,760	1,609,900	1,350,500	22,320	..	1,02,600	2,80,873	2,26,050
Somaliland Protectorate	..	..	..	14,250	324,840	..	..	..	2,000	55,500
Seychelles	..	..	32,800	13,000	73,680	..	..	7,800	1,780	12,930
Fiji Islands	..	..	10,800	21,100	54,400	..	..	4,500	4,200	9,000
Other British Possessions	3,100	4,158	18,455	8,062	36,020	800	950	4,583	2,000	5,630
TOTAL BRITISH EMPIRE	699,116	307,637	1,595,235	3,082,677	3,420,862	1,89,229	79,695	3,64,841	6,15,037	5,79,547
Native States in Arabia *other than* Maskat Territory and Trucial Oman	[12,950]	]14,370	1,800	900	29,260	2,790	2,680	300	300	5,100
Iraq	78,818	92,720	48,900	51,600	..	24,796	28,600	11,620	9,200	..
Iran	25,580	130,000	22,500	75,000	..	4,580	31,100	4,020	15,000	..
Egypt	..	..	..	93,600	3,124,560	..	..	..	16,654	5,40,249
Portuguese East Africa	710,790	138,680	140,925	168,660	451,140	1,76,750	31,255	20,448	29,010	68,345
French Somaliland	41,100	..	71,800	..	..	9,900	..	16,500	..	..
Other Foreign Countries	13,700	9,524	7,700	20,500	5,500	3,400	2,875	2,298	5,549	970
TOTAL FOREIGN COUNTRIES	882,938	395,294	293,625	419,260	3,610,460	2,22,216	96,510	64,186	75,713	6,14,664
Share of Bengal	*5,300*	..	..	*1,162*	*3,390*	*2,000*	..	..	*950*	*846*
„ *Bombay*	*1,576,754*	*689,967*	*1,879,110*	*3,499,375*	*7,026,902*	*4,09,446*	*1,75,468*	*4,26,852*	*6,89,450*	*11,93,140*
„ *Sind*	..	..	..	*1,600*	*900*	..	..	..	*400*	*110*
„ *Madras*	..	*2,964*	*9,750*	..	*200*	..	*737*	*3,175*	..	*116*
TOTAL	1,582,054	692,931	1,888,860	3,502,137	7,031,322	4,11,446	1,76,205	4,29,027	6,90,800	11,94,211
Other sorts (III. P)—	Yards	Yards	Yards	Yards	Yards					
Cyprus	..	..	133,320	735,500	833,100	..	..	25 534	1,46,755	1,28,029
Aden and Dependencies	58,880	20,080	87,240	24,640	48,000	10,300	5,728	15,328	41,920	9,090
Bahrein Islands	..	4,150	24,640	1,200	..	..	1,900	19,280	400	..
Ceylon (*excluding* Maldives)	33,688	2,275	152,800	51,170	98,188	8,907	733	19,155	12,471	28,237
Straits Settlements	147,361	92,338	93,760	217,356	466,178	56,447	46,785	60,076	77,840	1,40,312

No. 11—*continued*

ARTICLES, AND COUNTRIES OF FINAL DESTINATION; ALSO SHARE OF EACH PROVINCE	QUANTITY					VALUE				
	1932-33	1933-34	1934-35	1935-36	1936-37	1932-33	1933-34	1934-35	1935-36	1936-37
Textiles—*continued*										
Cotton—*continued*						R	R	R	R	R
MANUFACTURES—*continued*										
Piece goods—continued										
Grey (unbleached)—*continued*	Yards	Yards	Yards	Yards	Yards					
Other sorts (11).P)—*continued*										
Federated Malay States	24,247	32,985	8,943	1,533	33,038	13,010	8,435	3,810	586	6,408
Nigeria (*including* Br. Mandated Territory of Cameroons)	..	..	..	..	122,200	..	..	..	..	21,446
Rhodesia, Southern	..	..	..	..	108,800	..	..	..	..	13,456
Zanzibar and Pemba	10,180	19,779	28,100	4,338	..	2,285	4,529	5,700	2,051	..
Kenya Colony	24,529	37,940	57,307	71,280	72,116	7,119	8,766	11,820	18,071	18,540
Tanganyika Territory	4,400	6,495	20,400	55,235	2,995	1,500	1,980	2,486	16,140	1,565
Somaliland Protectorate	..	..	11,000	44,380	231,590	..	..	2,240	8,620	39,648
Mauritius and Dependencies	448	44,382	798,195	715,864	576,970	350	7,518	1,58,107	1,20,927	1,15,679
Seychelles	7,600	..	28,600	2,550	40,720	2,000	..	3,000	1,100	9,640
Commonwealth of Australia	56,200	41,460	39,156	2,508	39,800	10,895	7,400	7,355	470	7,245
Fiji Islands	1,592	500	3,600	90,458	51,180	350	125	900	17,880	9,575
Other British Possessions	7,319	15,130	24,982	12,426	43,581	1,722	3,140	3,949	3,067	7,290
TOTAL BRITISH EMPIRE	876,444	317,514	1,512,043	2,230,433	2,768,451	1,14,385	96,989	3,38,740	4,68,298	5,57,955
Syria	..	..	..	..	80 000	..	..	..	..	10,000
Iraq	4,002	35,265	150	..	23,360	1,626	8,441	35	..	5,400
Siam	6,400	129,100	..	230	..	1,825	53,965	..	50	..
Egypt	..	..	..	207,200	9,261,940	..	..	..	33,298	15,32,320
Portuguese East Africa	199,950	533,024	857,865	1,037,908	1,277,654	33,855	93,463	1,42,181	1,66,234	1,72,639
Italian East Africa (Somaliland and Eritrea)	5,210	22 850	..	..	..	1,200	6,700	..	..	..
French Somaliland	50,430	45,400	64,100	12,000	37,000	14,520	10,950	9,650	2,100	9,400
Guatemala	..	..	..	..	215,690	..	..	..	..	33,494
Other Foreign Countries	18,558	21,020	18,776	34,754	13,760	4,200	4,599	4,485	6,767	3,120
TOTAL FOREIGN COUNTRIES	284,550	787,659	940,891	1,292,092	10,910,314	56,726	1,78,118	1,56,401	2,08,549	17,66,373
Share of Bengal	*74,365*	*68,843*	*16,243*	*11,510*	*10,978*	*24,602*	*19,295*	*5,405*	*2,303*	*2,110*
" *Bombay*	*522,549*	*1,035,438*	*2,296,279*	*3,500,448*	*13,632,050*	*1,17,724*	*2,55,304*	*4,75,011*	*6,72.563*	*23,09,845*
" *Sind*	*5,700*	..	..	..	..	*1,100*	..	..	..	..
" *Madras*	*58,380*	*892*	*140,412*	*10,567*	*35,737*	*28,185*	*508*	*14,725*	*1,981*	*12,373*
TOTAL	660,994	1,105,173	2,452,934	3,522,525	13,678,765	1,71,611	2,75,107	4,95,141	6,76,847	23,24,328
Total of Grey (unbleached)—	Yards	Yards	Yards	Yards	Yards					
United Kingdom (*including* Channel Islands)	125,321	11,494	8,888	116,536	7,661	25,997	2,242	657	22,513	1,818
Cyprus	..	..	308,140	991,220	1,062,180	..	..	58,807	2,08,890	1,69,009
Aden and Dependencies	169,950	215,040	423,840	493,460	277,470	37,675	49,493	81,201	97,570	54,900
Bahrein Islands	1,200	7,080	34,540	3,940	5,000	300	2,700	20,888	1,120	1,030
Ceylon (*excluding* Maldives)	149,118	67,385	579,160	315,161	213,439	37,764	24,390	1,35,832	72,166	62,200
Straits Settlements	252,636	154,647	224,039	644,023	1,108,861	1,01,543	65,842	94,127	1,91,004	2,28,401
Federated Malay States	30,007	41,290	80,367	23,282	62,458	15,089	11,826	18,848	4,374	11,704
Gold Coast (*including* Br. Mandated Territory of Togoland)	..	..	..	..	34,200	..	..	..	..	5,240
Nigeria (*including* Br. Mandated Territory of Cameroons)	..	..	61,600	107,600	547,900	..	..	11,420	53,985	93,491
Rhodesia, Southern	..	..	..	..	118,400	..	..	..	..	15,046
Zanzibar and Pemba	255,080	266,819	118,260	28,738	8,800	68,010	71,854	29,700	8,751	2,500

No. 11—*continued*

ARTICLES, AND COUNTRIES OF FINAL DESTINATION; ALSO SHARE OF EACH PROVINCE	QUANTITY					VALUE				
	1933-33	1933-34	1934-35	1935-36	1936-37	1933-33	1933-34	1934-35	1935-36	1936-37
						R	R	R	R	R
Textiles—*continued*										
Cotton—*continued*										
MANUFACTURES—*continued*										
Piecegoods—continued										
Grey (unbleached)—*concluded*										
Total of Grey (unbleached)—*continued*	Yards	Yards	Yards	Yards	Yards					
Kenya Colony	526,094	408,426	325,747	239,290	360,060	1,59,020	1,18,541	85,045	64,651	92,528
Tanganyika Territory	605,148	500,370	461,400	520,485	910,644	2,05,187	1,67,230	1,32,436	1,57,325	2,41,690
Somaliland Protectorate	..	..	11,000	58,630	590,030	..	..	2,240	10,620	1,00,743
Anglo-Egyptian Sudan	114,350	144,168	163,730	101,300	172,100	26,200	26,775	29,892	20,700	37,150
Mauritius and Dependencies	118,448	46,632	1,235,555	2,356,004	1,937,320	23,570	9,318	2,64,247	4,15,142	3,44,449
Seychelles	32,600	37,500	85,600	36,350	195,800	8,427	10,300	17,600	7,480	41,900
Commonwealth of Australia	56,200	42,738	39,156	2,503	39,800	10,895	7,650	7,355	470	7,245
Fiji Islands	3,512	500	16,745	111,807	107,280	1,590	125	6,595	22,160	19,000
Other British Possessions	7,710	13,189	32,969	8,482	44,090	1,690	3,835	7,288	2,045	6,247
TOTAL BRITISH EMPIRE	2,447,369	1,989,228	4,205,736	6,217,871	7,804,493	7,20,007	5,72,011	10,04,230	13,35,966	15,36,261
Syria	..	..	..	..	80,000	..	..	..	..	10,000
Muskat Territory and Trucial Oman	20,310	22,980	35,500	61,600	32,500	7,130	6,550	9,523	13,640	7,090
Other Native States in Arabia	21,840	77,270	54,920	46,784	42,145	6,355	14,525	9,680	9,250	10,310
Iraq	111,320	129,657	67,050	51,600	23,360	32,122	37,116	15,305	9,200	5,400
Iran	39,143	130,000	32,556	75,000	..	5,472	31,100	6,475	15,000	..
Siam	7,400	129,150	1,500	1,230	16	2,625	53,980	600	850	4
Egypt	..	..	..	301,300	12,400,900	..	..	..	50,302	20,74,369
Portuguese East Africa	1,691,650	1,832,366	1,689,085	2,084,038	2,592,359	4,14,948	3,93,790	3,31,928	3,69,649	4,05,834
Italian East Africa (Somaliland and Eritrea)	37,935	45,855	16,550	12,950	..	8,937	12,075	4,750	3,450	..
French Somaliland	312,480	304,950	246,700	12,000	37,000	71,870	61,767	43,750	2,100	9,400
Guatemala	..	..	..	..	216,600	..	..	..	..	33,494
Other Foreign Countries	2,688	4,206	..	2,830	..	905	1,534	..	607	..
TOTAL FOREIGN COUNTRIES	2,234,666	2,175,934	2,143,861	2,649,332	15,424,880	5,50,414	5,12,457	4,22,111	4,74,057	25,55,901
Share of Bengal	*32,915*	*69,703*	*19,276*	*16,444*	*19,788*	*28,767*	*19,730*	*6,360*	*4,565*	*4,063*
„ *Bombay*	*4,491,243*	*3,980,391*	*6,144,214*	*8,759,798*	*23,119,501*	*11,98,612*	*10,24,241*	*13,92,895*	*17,34,171*	*40,60,593*
„ *Sind*	*5,863*	..	..	*1,600*	*900*	*1,199*	..	..	*400*	*110*
„ *Madras*	*102,014*	*116,008*	*186,107*	*88,861*	*89,184*	*42,743*	*40,494*	*27,086*	*20,887*	*27,486*
TOTAL	4,682,035	4,165,102	6,349,597	8,867,203	23,229,373	12,71,321	10,84,465	14,26,341	18,10,023	40,92,162
White (bleached)—										
Chadars and Dhutis (III. P)—	Yards	Yards	Yards	Yards	Yards					
Ceylon (*excluding* Maldives)	..	35	..	25,200	62,467	..	10	..	4,215	15,305
Straits Settlements	21,524	14,442	1,500	6,325	16,630	2,800	6,382	442	1,764	3,333
Anglo-Egyptian Sudan	4,800	..	3,850	2,800	46,050	1,675	..	975	800	8,550
Other British Possessions	6,275	1,840	5,938	36,599	25,543	2,778	1,001	3,070	7,230	8,014
TOTAL BRITISH EMPIRE	32,599	16,317	11,288	70,924	150,690	7,253	7,393	5,087	14,009	35,202

No. 11—*continued*

ARTICLES, AND COUNTRIES OF FINAL DESTINATION; ALSO SHARE OF EACH PROVINCE	QUANTITY					VALUE				
	1932-33	1933-34	1934-35	1935-36	1936-37	1932-33	1933-34	1934-35	1935-36	1936-37
Textiles—*continued*										
Cotton—*continued*						R	R	R	R	R
MANUFACTURES—*continued*										
Piecegoods—continued										
White (bleached)—*continued*										
Chadars and Dhuties (III. P)—*continued*	Yards	Yards	Yards	Yards	Yards					
TOTAL FOREIGN COUNTRIES	..	..	20,250	11,125	4,054	..	..	4,925	4,000	1,484
Share of Bengal	*3,890*	..	*1,285*	..	*3,212*	*794*	..	*324*	..	*1,548*
„ *Bombay*	*4,800*	*7,505*	*25,088*	*61,640*	*88,955*	*1,675*	*2,122*	*6,600*	*12,244*	*18,783*
„ *Madras*	*23,809*	*8,812*	*8,112*	*30,409*	*64,977*	*4,784*	*5,271*	*3,135*	*5,765*	*16,275*
„ *Burma*	..	..	*53*	..	*200*	..	..	*53*	..	*80*
TOTAL	32,599	16,317	31,538	82,049	155,344	7,253	7,393	10,012	18,009	36,686
Drills and Jeans (III. P)—	Yards	Yards	Yards	Yards	Yards					
TOTAL BRITISH EMPIRE	7,084	4,840	13,500	21,609	20,182	3,469	1,185	5,674	7,716	5,408
Iraq	17,626	39,205	2,360	18,133	37,352	8,016	16,300	990	8,450	12,213
Egypt	..	..	1,188	..	81,500	..	..	404	..	16,240
Portuguese East Africa	..	*4,800*	1,600	69,600	36,420	..	1,130	320	12,587	8,100
Other Foreign Countries	74	340	1,585	..	1,282	19	152	700	..	606
TOTAL FOREIGN COUNTRIES	17,700	44,346	6,733	87,733	156,554	8,035	17,582	2,474	21,037	37,159
Share of Bengal	*800*	*1,400*	*1,600*	*9,800*	*1,800*	*900*	*350*	*1,650*	*4,500*	*800*
„ *Bombay*	*22,347*	*47,686*	*16,945*	*94,333*	*169,142*	*10,029*	*18,359*	*5,860*	*22,237*	*39,086*
„ *Sind*	..	*100*	..	..	..	..	*58*	..	..	..
„ *Madras*	*1,637*	..	*1,688*	*5,209*	*5,794*	*575*	..	*638*	*2,016*	*2,681*
TOTAL	24,784	49,186	20,233	109,342	176,736	11,504	18,767	8,148	28,753	42,567
T-cloth and Domestics (III. P)—	Yards	Yards	Yards	Yards	Yards					
Aden and Dependencies	25,200	..	25,780	..	..	7,200	..	5,900	..	..
Bahrein Islands	..	..	20,400	..	..	..	..	5,100	..	..
Ceylon (*excluding* Maldives)	3,444	16,278	10,217	1,402	..	1,135	8,597	4,389	431	..
Other British Possessions	100	6,469	12,883	..	..	162	2,184	4,048	..	..
TOTAL BRITISH EMPIRE	28,744	22,742	69,280	1,402	..	8,557	10,781	19,437	431	..
TOTAL FOREIGN COUNTRIES	1,023	..	5,900	..	54,388	750	..	700	..	5,400
Share of Bengal	..	*82*	..	*330*	..	..	*25*	..	*168*	..
„ *Bombay*	*26,923*	..	*61,550*	..	*54,388*	*8,112*	..	*14,265*	..	*5,470*
„ *Madras*	*3,444*	*22,660*	*13,630*	*1,022*	..	*1,195*	*10,756*	*5,872*	*319*	..
TOTAL	30,367	22,742	75,180	1,402	54,388	9,307	10,781	20,137	431	5,400
Shirtings (III. P)—	Yards	Yards	Yards	Yards	Yards					
Cyprus	..	..	..	18,000	47,800	..	..	..	6,006	12,020
Aden and Dependencies	..	21,680	86,850	159,180	295,850	..	4,920	9,030	37,020	68,215
Ceylon (*excluding* Maldives)	3,280	1,203	5,587	39,790	32,279	650	564	1,904	8,490	10,172
Straits Settlements	8,900	..	6,589	171,895	974,614	3,069	..	2,124	33,902	2,85,180
Nigeria (*including* British Mandated Territory of Cameroons)	..	..	..	177,900	56,450	..	..	..	47,100	11,450
Tanganyika Territory	48,000	1,500	..	..	2,000	16,000	250	..	..	250
Other British Possessions	3,312	5,835	30,000	20,345	34,360	1,035	2,338	7,840	0,024	8,310
TOTAL BRITISH EMPIRE	68,552	30,308	88,026	587,110	1,443,353	20,744	8,072	20,868	1,36,536	3,96,197

No. 11—*continued*

ARTICLES, AND COUNTRIES OF FINAL DESTINATION; ALSO SHARE OF EACH PROVINCE	QUANTITY					VALUE				
	1932-33	1933-34	1934-35	1935-36	1936-37	1932-33	1933-34	1934-35	1935-36	1936-37
						R	R	R	R	R
Textiles—*continued*										
Cotton—*continued*										
MANUFACTURES—*continued*										
Piecegoods—continued										
White (bleached)—*continued*										
Shirtings (III. P)—*continued*	Yards	Yards	Yards	Yards	Yards					
Iraq	7,500	18,000	964	--	5,760	1,500	6,000	261	..	800
Egypt	..	..	..	..	272,100	..	..	..	..	48,600
Portuguese East Africa	17,200	32,500	3,900	71,210	9,400	4,900	6,900	800	10,800	3,000
Other Foreign Countries	3,200	20,680	6,200	17,605	7,080	800	5,617	1,320	4,705	1,920
TOTAL FOREIGN COUNTRIES	27,900	71,180	11,064	88,815	294,340	7,200	18,517	2,381	15,505	54,410
Share of Bengal	*2,960*	..	*65*	*200*	*1,660*	*3,169*	..	*38*	*50*	*230*
,, *Bombay*	*81,492*	*101,295*	*88,914*	*640,115*	*1,733,033*	*24,475*	*28,425*	*20,221*	*1,46,461*	*4,49,177*
,, *Sind*	..	..	..	..	*3,000*	..	..	..	..	*1,200*
,, *Madras*	..	*193*	*2,111*	*35,610*	..	..	*164*	*2,490*	*5,590*	..
,, *Burma*	..	..	*2,000*	--	..	..	..	*500*	--	..
TOTAL	91,452	101,488	99,090	675,025	1,737,693	27,944	28,589	23,249	1,54,041	4,50,607
Other sorts (III. P)—	Yards	Yards	Yards	Yards	Yards					
Aden and Dependencies	3,750	15,180	19,200	27,683	184,150	1,400	4,200	4,800	6,850	35,630
Bahrein Islands	..	1,000	6,500	21,700	5,200	..	141	1,040	5,269	1,300
Ceylon (*excluding* Maldives)	16,785	6,819	73,364	130,929	884,915	5,602	2,171	13,464	24,426	2,31 986
Straits Settlements	44,899	21,611	16 155	226,024	597,371	17,474	3,841	6,171	42,301	90,386
Federated Malay States	7,591	..	16,038	5,459	5,448	5,250	..	4,399	2,143	1,831
Nigeria (*including* British Mandated Territory of Cameroons)	..	..	9,600	..	113,440	..	--	1,200	..	16,116
Mauritius and Dependencies	..	..	24,800	2,000	82,996	..	..	6,600	400	11,234
Other British Possessions	84,679	8,804	57,062	16,377	55,974	7,706	2,967	9,782	6,541	12,624
TOTAL BRITISH EMPIRE	107,704	53,414	221,719	440,172	1,929,494	37,432	13,320	47,456	87,930	4,01,107
Syria	..	..	..	..	40,320	..	..	--	..	5,040
Native States in Arabia other than Maskat Territory and Trucial Oman	16,000	1,655		1,850	21,320	3,200	2,500	..	350	7,100
Iraq	1,189	..	..	1,168	204,860	560	..	..	401	33,865
Iran	..	5,240	..	8,550	182,400	..	800	..	1,157	21,188
Java	..	..	57,600	..	..	..	..	12,400	..	..
Egypt	..	--	..	..	72,300	..	..	..	..	14,719
Portuguese East Africa	2,200	30,460	12,025	..	58,920	950	7,980	2,950	..	8,410
French Somaliland	51,750	10,800	4,800	..	4,200	13,800	2,000	960	.	2,400
Other Foreign Countries	..	1,640	12,360	2,500	5,821	..	540	2,160	1,200	1,354
TOTAL FOREIGN COUNTRIES	71,139	49,295	86,785	14,068	590,141	18,510	13,770	18,470	3,108	94,026
Share of Bengal	*1,200*	*1,895*	*20,301*	*14,444*	*30,032*	*500*	*2,135*	*5,406*	*4,630*	*11,752*
,, *Bombay*	*145,048*	*97,348*	*246,877*	*829,398*	*2,390,695*	*37,141*	*14,755*	*59,892*	*67,272*	*4,63,427*
,, *Sind*	..	*3,160*	..	--	..	..	*500*	..	..	..
,, *Madras*	*32,495*	*311*	*41,045*	*110,398*	*98,908*	*18,801*	*154*	*7,491*	*19,136*	*19,954*
,, *Burma*	..	..	*281*	--	--	..	..	*137*	--	..
TOTAL	172,843	102,709	308,504	454,240	2,519,635	55,942	27,090	65,926	91,038	4,95,133
Total White (bleached)—	Yards	Yards	Yards	Yards	Yards					
Cyprus	..	..	32,000	18,000	56,680	..	..	4,000	6,000	15,480
Aden and Dependencies	28,950	36,860	31,880	200,888	487,231	8,600	9,120	19,700	47,506	1,06,050
Bahrein Islands	..	1,000	38,300	21,700	5,200	..	141	9,140	8,569	1,300
Ceylon (*excluding* Maldives)	24,309	25,220	98,758	206,544	980,461	8,347	11,542	24,407	39,196	2,57,663
Straits Settlements	75,388	39,633	24,444	417,223	1,601,240	22,348	11,412	8,787	19,159	3,61,085

No. 11—*continued*

ARTICLES, AND COUNTRIES OF FINAL DESTINATION; ALSO SHARE OF EACH PROVINCE	QUANTITY					VALUE				
	1932-33	1933-34	1934-35	1935-36	1936-37	1932-33	1933-34	1934-35	1935-36	1936-37
Textiles—*continued*										
Cotton—*continued*						R	R	R	R	R
MANUFACTURES—*continued*										
Piecegoods—continued										
White (bleached)—*concluded*										
Total White (bleached)—*continued*	Yards	Yards	Yards	Yards	Yards					
Federated Malay States	10,976	3,982	18,857	7,519	17,818	7,634	1,667	5,989	2,543	4,168
Nigeria (*including* Br. Mandated Territory of Cameroons)	..	..	9,600	177,900	169,890	..	..	1,200	47,100	27,566
Kenya Colony	4,718	5,259	25,387	6,452	14,050	1,655	2,298	7,272	4,846	4,573
Tanganyika Territory	65,681	3,500	..	4,080	2,000	19,640	950	..	1,560	250
Anglo-Egyptian Sudan	14,240	..	6,850	2,800	75,200	2,875	..	1,975	800	14,400
Mauritius and Dependencies	..	..	24,800	4,400	90,194	..	..	6,600	1,200	14,126
Other British Possessions	17,426	12,167	42,977	41,761	48 755	5,361	3,621	9,452	9,593	11,328
TOTAL BRITISH EMPIRE	289,683	127,621	403,813	1,121,217	3,543,710	7,455	40,751	98,522	2,48,672	8,37,914
Syria	..	..	..	2,000	40,320	..	..	..	1,000	5,040
Native States in Arabia other than Maskat Territory and Trucial Oman	16,000	1,655	..	1,850	27,804	3,200	3,500	..	350	3,700
Iraq	27,938	57,206	3,324	19,301	247,972	10,826	22,300	1,251	8,351	46,878
Iran	..	16,140	4,585	8,550	182,682	..	4,458	1,300	1,157	21,388
Java	..	..	57,600	..	..	..	..	12,400	..	..
Egypt	..	..	1,128	..	480,288	..	..	464	..	85,049
Portuguese East Africa	19,400	67,760	19,525	144,010	104,740	5,850	15,960	4,370	24,587	19,510
Italian East Africa (Somaliland and Eritrea)	1,600	6,200	25,450	13,125	..	400	1,460	5,895	4,100	..
French Somaliland	53,350	10,300	8,700	10,400	5,400	14,200	2,000	1,360	2,400	2,720
Other Foreign Countries	74	5,560	10,360	2,505	10,871	19	1,191	1,910	1,205	3,194
TOTAL FOREIGN COUNTRIES	118,362	164,821	130,732	201,741	1,100,077	34,495	49,869	28,050	43,650	1,92,479
Share of Bengal	*15,950*	*3,377*	*23,251*	*24,824*	*36,704*	*5,663*	*2,510*	*7,418*	*2,342*	*14,380*
" *Bombay*	*280,610*	*253,839*	*439,374*	*1,115,498*	*4,434,213*	*31,432*	*71,162*	*98,738*	*2,50,164*	*9,76,873*
" *Sind*	..	*3,260*	..	..	*3,000*	..	*558*	..	..	*1,200*
" *Madras*	*61,485*	*31,976*	*69,586*	*182,648*	*169,679*	*24,855*	*16,390*	*19,526*	*32,826*	*38,910*
" *Burma*	..	..	*2,334*	..	*200*	..	..	*690*	..	*50*
TOTAL	358,045	292,442	534,545	1,322,958	4,643,796	1,11,950	90,620	1,27,472	2,92,322	10,30,393
Coloured, printed, or dyed—										
Lungis and Saris (III. P)—	Yards	Yards	Yards	Yards	Yards					
United Kingdom (*including* Channel Islands)	26,768	86	5	36	8	14,730	19	5	25	6
Aden and Dependencies	303,568	102,412	281,338	532,497	748,462	1,56,499	1,03,204	1,29,585	2,37,950	3,07,183
Ceylon (*excluding* Maldives)	5,235,494	2,095,383	2,814,716	5,269,400	5,645,672	23,57,176	9,88,223	13,58,306	24,66,514	25,92,276
Straits Settlements	5,997,556	2,618,616	2,851,100	3,730,156	6,458,559	30,73,607	13,78,035	15,59,661	18,23,278	27,98,481
Federated Malay States	213,880	471,679	546,480	608,364	947,133	1,14,418	2,02,370	2,44,589	2,26,572	3,75,003
Nigeria (*including* Br. Mandated Territory of Cameroons)	30,720	..	..	..	..	16,000	..	..	..	..
Union of South Africa	25,184	23,510	13,487	8,888	6,091	7,556	11,729	7,162	3,918	2,682
Zanzibar and Pemba	500	..	..	1,035	10,524	250	..	..	985	5,482
Kenya Colony	21,575	51,103	14,000	3,350	19,187	8,330	34,450	9,400	1,050	10,054
Tanganyika Territory	124,975	..	..	..	1,110	23,987	..	..	..	450
Anglo-Egyptian Sudan	1,281,549	1,460,192	944,850	739,000	1,765,556	3,24,317	3,24,655	2,20,750	1,73,020	3,97,557
Mauritius and Dependencies	63,326	16,315	76,870	123,655	303,771	15,346	4,750	26,035	36,370	80,442
Fiji Islands	33,066	3,331	18,152	21,460	14,706	18,206	989	6,728	11,075	6,938
Other British Possessions	800	1,080	3,141	1,500	3,320	800	320	910	600	1,272
TOTAL BRITISH EMPIRE	13,358,956	6,933,707	7,565,039	11,039,341	15,924,159	61,36,312	39,48,744	35,03,081	49,81,357	65,77,331
Netherlands	..	..	..	8,320	25,000	..	..	..	4,160	12,800
Iran	1,440	..	..	79,800	..	800	..	..	13,300	..

No. 11—*continued*

ARTICLES, AND COUNTRIES OF FINAL DESTINATION; ALSO SHARE OF EACH PROVINCE	QUANTITY					VALUE				
	1932-33	1933-34	1934-35	1935-36	1936-37	1932-33	1933-34	1934-35	1935-36	1936-37
Textiles—*continued*						R	R	R	R	R
Cotton—*continued*										
MANUFACTURES—*continued*										
Piecegoods—continued										
Coloured, printed, or dyed—*continued*										
Jangis and Saris (III. P)—*continued*	Yards	Yards	Yards	Yards	Yards					
Sumatra	86,590	..	54,000	13,860	10,300	47,580	..	30,000	7,180	4,859
Java	1,598,210	244,230	77,550	66,100	101,780	7,27,115	1,74,280	42,475	29,960	38,837
Siam	2,100	..	56,185	42,545	27,400	925	..	24,825	18,858	12,075
Italian East Africa (Somáliland and Eritrea)	80,825	37,480	68,650	9,000	..	23,230	9,470	17,600	2,250	..
French Somaliland	46,500	36,450	..	1,200	..	15,600	10,600	..	800	..
Other Foreign Countries	12,190	10,154	5,991	13,895	15,811	4,200	3,437	1,745	4,752	4,047
TOTAL FOREIGN COUNTRIES	1,927,845	328,364	262,376	234,720	180,891	8,19,950	1,37,787	1,16,645	81,257	73,218
Share of Bengal	*3,000*	*577*	*3,009*	*764*	*7,573*	*875*	*294*	*2,691*	*1,107*	*4,993*
„ *Bombay*	*1,643,999*	*1,652,068*	*1,225,141*	*1,010,660*	*2,184,971*	*4,35,964*	*4,07,133*	*3,30,308*	*2,47,290*	*5,20,295*
„ *Madras*	*13,839,802*	*5,599,444*	*6,594,260*	*10,262,570*	*13,913,393*	*65,13,623*	*27,79,070*	*33,46,724*	*48,14,177*	*61,35,751*
„ *Burma*	..	*42*	*5*	*67*	*3*	..	*34*	*5*	*40*	*6*
TOTAL	15,286,901	7,262,071	7,827,415	11,274,061	16,105,050	69,55,262	31,86,331	36,79,726	50,62,614	66,51,049
Drills and Jeans (III. P)—	Yards	Yards	Yards	Yards	Yards					
United Kingdom (*including* Channel Islands)	..	240	..	113,460	..	..	117	..	30,150	..
Cyprus	..	..	..	19,420	43,125	..	..	..	3,700	6,940
Ceylon (*excluding* Maldives)	25,233	18,278	13,667	26,680	92,673	10,557	6,121	5,991	9,681	40,642
Straits Settlements	3,052	18,606	13,415	21,974	35,281	1,244	7,354	4,151	6,170	8,803
Nigeria (*including* Br. Mandated Territory of Cameroons)	..	..	..	87,600	..	..	..	..	9,700	..
Kenya Colony	15,665	3,856	..	4,000	4,000	7,017	3,150	..	1,000	1,000
Somaliland Protectorate	..	..	..	..	30,640	..	..	..	..	5,400
Tanganyika Territory	26,400	..	..	..	..	6,600	..	..	..	..
Other British Possessions	19,857	19,552	45,129	44,588	89,754	4,659	5,613	11,101	12,354	10,506
TOTAL BRITISH EMPIRE	90,207	60,527	72,211	317,722	245,483	30,077	22,355	21,243	72,755	73,351
Native States in Arabia *other than* Maskat Territory and Trucial Oman	355,819	74,300	28,240	81,865	70,780	52,950	12,650	5,060	11,760	10,840
Iraq	66,481	59,826	160,758	280,825	898,621	31,070	27,847	51,892	40,665	1,32,180
Iran	88,201	88,819	752,754	2,478,510	6,838,334	17,973	21,037	182,251	4,19,476	9,33,145
China (*exclusive* of Hongkong and Macão)	15,232	56,891	..	..	7,936	6,773	18,834	..	..	3,702
Egypt	..	..	..	84,884	21,050	..	..	..	17,780	4,160
Portuguese East Africa	235,400	145,510	224,044	283,370	387,300	58,340	35,050	54,630	63,702	78,510
Other Foreign Countries	5,849	1,796	2,400	3,900	25,052	2,243	614	600	680	2,792
TOTAL FOREIGN COUNTRIES	766,982	426,142	1,178,196	3,213,354	8,249,073	1,76,349	1,16,032	2,44,498	5,54,263	11,66,329
Share of Bengal	*11,800*	..	*480*	*1,920*	..	*2,802*	..	*600*	*600*	..
„ *Bombay*	*794,416*	*377,439*	*1,216,666*	*3,499,694*	*8,364,005*	*1,82,255*	*1,01,255*	*2,53,176*	*6,15,497*	*11,83,536*
„ *Sind*	*150*	*11,912*	*2,150*	*1,340*	*120*	*68*	*2,911*	*567*	*625*	*57*
„ *Madras*	*50,823*	*97,518*	*32,111*	*98,122*	*130,431*	*21,801*	*34,221*	*11,403*	*10,396*	*56,037*
TOTAL	857,189	486,669	1,250,407	3,531,076	8,494,556	2,06,426	1,38,387	2,65,736	6,27,018	12,39,630
Other sorts (III. P)—	Yards	Yards	Yards	Yards	Yards					
United Kingdom (*including* Channel Islands)	40,080	4,070	13,040	50,536	136,123	19,670	1,256	5,955	19,029	44,291
Cyprus	..	..	11,720	194,700	324,030	..	..	2,300	58,895	0,,906
Aden and Dependencies	910,637	1,119,969	1,273,903	1,043,234	1,354,717	3,94,646	4,00,144	4,46,932	3,51,886	4,52,671
Bahrein Islands	2,902,473	3,133,185	3,081,099	1,911,532	2,872,566	8,73,877	7,28,457	7,97,166	4,69,575	7,20,442

No. 11—*continued*

ARTICLES, AND COUNTRIES OF FINAL DESTINATION; ALSO SHARE OF EACH PROVINCE	QUANTITY					VALUE				
	1932-33	1933-34	1934-35	1935-36	1936-37	1932-33	1933-34	1934-35	1935-36	1936-37
Textiles—*continued*										
Cotton—*continued*						R	R	R	R	R
MANUFACTURES—*continued*										
Piecegoods—continued										
Coloured, printed, or dyed—*continued*										
Other sorts (III. P)—*continued*	Yards	Yards	Yards	Yards	Yards					
Ceylon (*excluding* Maldives)	7,564,347	11,180,436	14,401,281	13,134,889	17,573,095	20,55,264	39,69,819	46,52,902	42,00,966	59,42,068
Straits Settlements	1,822,456	2,314,344	2,866,815	2,844,551	3,629,353	8,19,213	11,62,593	11,08,458	8,68,889	9,76,113
Federated Malay States	196,862	310,908	920,474	602,237	501,584	1,11,491	1,25,756	2,85,754	1,98,777	1,58,888
Gambia	..	..	..	..	50,400	..	..	..	..	8,150
Sierra Leone	..	..	480	170,218	100,520	..	..	240	44,826	15,860
Gold Coast (*including* Br. Mandated Territory of Togoland)	..	..	546	375,928	27,530	..	..	180	74,208	4,459
Nigeria (*including* Br. Mandated Territory of Cameroons)	..	..	913,512	6,780,596	3,127,783	..	..	1,78,757	13,87,813	5,72,944
Union of South Africa	141,051	146,304	53,067	125,700	20,301	61,160	54,859	18,378	20,145	8,302
Zanzibar and Pemba	1,025,008	417,950	196,047	135,060	311,229	1,93,849	1,01,150	42,350	26,461	52,954
Kenya Colony	2,849,201	1,737,105	994,609	946,456	900,240	6,58,059	4,28,458	3,75,438	2,93,198	2,08,018
Tanganyika Territory	5,030,724	2,325,720	1,389,980	1,294,688	1,782,000	8,45,101	3,88,087	2,21,132	2,16,067	2,69,144
Somaliland Protectorate	..	..	18,500	3,200	32,000	..	..	3,880	600	5,460
Anglo-Egyptian Sudan	294,800	475,595	351,445	268,965	114,566	71,762	92,960	68,640	57,635	31,670
Mauritius and Dependencies	320,095	420,194	1,479,141	2,530,038	1,638,382	1,03,195	95,759	3,05,285	5,68,746	3,33,080
Seychelles	151,640	99,490	195,260	237,498	503,280	34,347	20,320	33,405	45,740	75,845
Canada—										
Via Atlantic Coast	..	..	8,199	62,621	14,855	..	..	3,134	9,279	3,649
„ Pacific „	3,745	10,067	..	5,240	..	1,800	4,068	..	975	..
New Zealand	..	19,600	5,582	2,100	1,900	..	11,146	3,688	965	775
Fiji Islands	1,900	42,081	39,988	138,274	73,456	757	19,816	18,479	48,412	25,054
Other British Possessions	5,684	28,134	46,589	26,576	21,274	2,904	9,890	8,530	9,197	7,145
TOTAL BRITISH EMPIRE	22,859,703	23,795,042	28,261,272	32,934,737	35,106,184	67,56,601	75,71,528	85,70,943	89,72,224	99,80,128
France	1,840	7,200	80,640	..	..	1,150	1,500	33,600	..	..
Portugal (*including* Azores and Madeira)	..	..	119,520	..	..	..	..	18,900	..	..
Muskat Territory and Trucial Oman	1,872,948	2,034,380	1,772,592	1,589,598	1,467,445	2,83,665	4,06,725	3,74,883	3,26,907	3,24,810
Other Native States in Arabia	2,347,032	2,165,758	1,637,344	1,243,175	2,080,892	6,55,256	5,01,113	4,19,378	3,27,789	4,74,866
Iraq	4,860,988	4,503,247	2,160,383	1,023,869	1,970,418	12,42,340	8,64,958	5,45,400	3,15,642	5,50,485
Iran	7,901,403	8,705,466	5,246,483	6,463,428	5,360,626	18,00,807	17,52,567	11,29,255	11,83,809	8,51,582
Sumatra	3,204	21,223	70,492	1,802	613	1,248	11,385	38,035	814	245
Java	718,444	480,229	107,177	68,757	19,245	2,72,033	1,84,307	45,316	24,723	7,919
Siam	483,392	765,067	1,011,860	1,339,085	506,700	3,19,219	4,91,425	7,01,093	9,40,203	4,77,921
French Indo-China	2,100	14,700	24,210	19,200	26,440	1,500	9,000	20,400	14,100	20,500
China (*exclusive* of Hongkong and Macao)	121,568	44,052	2,316	19,014	20,675	36,116	10,963	1,188	6,673	8,404
Egypt	3,341	3,600	11,403	7,740	405,271	788	600	1,740	2,300	80,828
Algeria	..	..	..	..	51,600	..	..	..	..	13,311
Morocco Tangier (*a*)	—	..	..	..	131,000	—	..	..	..	37,176
French West Africa (*including* French Mandated Territories of Togoland and Cameroons)	..	..	..	..	60,000	..	..	..	..	5,500
Portuguese East Africa	4,032,638	1,255,894	859,645	573,718	801,130	7,81,157	2,24,236	1,66,492	1,13,207	1,47,412
Italian East Africa (Somaliland and Eritrea)	194,373	134,200	206,585	95,780	..	43,372	27,270	50,130	27,875	..
French Somaliland	339,775	286,090	99,030	61,210	22,000	99,100	59,065	25,790	15,292	4,760
United States of America—										
Vid Atlantic Coast	8,108	3,610	52,792	793,795	1,027,548	2,773	1,327	25,821	2,24,919	3,25,429
„ Pacific „	..	3,210	..	..	332	..	1,200	..	..	288
Other Foreign Countries	7,111	30,341	8,145	20,259	8,473	3,807	8,651	2,248	6,864	3,772
TOTAL FOREIGN COUNTRIES	22,898,260	20,459,762	13,469,707	13,320,430	14,050,808	55,60,295	45,55,192	35,29,614	35,30,707	33,34,648

(*a*) Separately shown from 1933-34.

No. 11—*continued*

ARTICLES, AND COUNTRIES OF FINAL DESTINATION; ALSO SHARE OF EACH PROVINCE	QUANTITY					VALUE				
	1932-33	1933-34	1934-35	1935-36	1936-37	1932-33	1933-34	1934-35	1935-36	1936-37
						R	R	R	R	R
Textiles—*continued*										
Cotton—*continued*										
MANUFACTURES—*continued*										
Piecegoods—continued										
Coloured printed, or dyed—*continued*										
Other sorts (III. P)—*concluded*	Yards	Yards	Yards	Yards	Yards					
Share of *Bengal*	45,478	61,010	82,594	64,653	73,130	17,705	30,276	32,726	35,968	28,[illegible]
" *Bombay*	34,268,464	29,364,305	26,811,905	34,226,799	33,935,175	82,96,781	65,27,128	73,09,960	89,47,817	82,17,82[illegible]
" *Sind*	437,819	542,495	341,600	262,844	371,754	1,01,669	1,13,902	88,235	1[illegible],632	81,31[illegible]
" *Madras*	10,506,793	14,286,994	14,694,950	11,600,786	15,799,938	38,99,741	54,83,404	47,69,686	34,73,[illegible]49	50,96,191
" *Burma*	..	..	..	85	..	..	..	..	65	..
TOTAL	45,257,963	44,254,804	41,780,979	46,255,167	49,162,992	1,23,15,896	1,21,29,720	1,21,70,557	1,25,02,031	1,33,14,834
Total Coloured printed, or dyed—	Yards	Yards	Yards	Yards	Yards					
United Kingdom (*including* Channel Islands)	66,848	4,396	13,045	164,032	136,181	34,466	1,392	5,960	49,204	44,227
Cyprus	..	..	11,720	214,120	367,165	..	..	2,300	62,595	70,146
Aden and Dependencies	1,215,657	1,315,967	1,570,871	1,577,531	2,105,453	5,51,629	5,04,845	5,80,123	5,90,369	7,60,899
Bahrein Islands	2,963,373	3,134,085	3,081,099	1,918,032	2,876,336	8,74,177	7,28,757	7,87,166	4,70,175	7,21,894
Ceylon (*excluding* Maldives)	12,925,074	13,291,092	17,229,664	18,430,969	23,311,440	50,32,997	49,84,163	60,17,199	66,77,161	85,74,986
Straits Settlements	7,823,064	6,951,566	5,731,330	6,596,661	10,123,198	38,94,154	25,37,982	26,72,270	26,98,337	37,83,457
Federated Malay States	410,742	792,853	1,468,493	1,212,596	1,448,717	2,25,909	3,28,322	5,30,683	4,25,757	5,38,891
Gambia	..	..	..	..	50,400	..	..	..	..	8,180
Sierra Leone	..	..	480	175,018	100,520	..	..	240	45,346	15,860
Gold Coast (*including* Br. Mandated Territory of Togoland)	..	..	546	375,928	29,450	..	..	180	74,208	4,900
Nigeria (*including* Br. Mandated Territory of Cameroons)	30,720	..	913,512	6,868,196	3,127,783	16,000	..	1,78,757	18,97,518	5,72,946
Union of South Africa	166,287	169,814	66,554	134,588	26,392	69,716	66,598	25,540	24,063	10,984
Zanzibar and Pemba	1,025,508	417,950	198,047	136,095	321,758	1,93,599	1,01,150	42,360	27,446	58,436
Kenya Colony	2,336,441	1,732,064	1,009,509	953,806	923,427	5,73,406	4,66,053	3,84,838	2,95,248	2,19,072
Tanganyika Territory	5,056,124	2,325,720	1,389,980	1,294,588	1,783,110	8,51,701	3,88,067	2,21,132	2,16,067	3,63,594
Somaliland Protectorate	..	..	18,500	3,200	62,640	..	..	3,880	600	10,860
Anglo-Egyptian Sudan	1,701,324	1,935,787	1,296,295	1,007,965	1,892,482	4,25,066	4,17,615	2,89,890	2,30,655	4,31,122
Mauritius and Dependencies	383,421	436,509	1,575,071	2,667,693	1,945,981	1,18,541	70,509	3,86,250	6,09,466	4,16,808
Seychelles	170,040	114,680	203,260	305,498	512,980	33,522	24,240	35,165	50,490	76,075
Canada—										
Via Atlantic Coast	..	..	8,199	62,621	14,855	..	..	3,134	9,279	3,649
" Pacific "	3,745	10,067	3,141	5,240	100	1,300	4,068	910	975	87
New Zealand	..	19,800	5,582	2,100	1,900	..	11,146	3,688	955	775
Fiji Islands	34,966	46,312	58,135	162,827	91,294	18,968	20,805	25,207	60,858	33,315
Other British Possessions	5,682	28,314	47,489	27,476	22,324	2,904	9,910	8,895	9,569	7,563
TOTAL BRITISH EMPIRE	26,308,866	30,789,276	35,898,522	44,291,800	51,275,826	1,29,21,990	1,06,45,627	1,21,55,267	1,40,26,336	1,66,91,370
Netherlands	..	..	..	15,087	25,600	..	..	..	5,823	12,800
France	1,840	7,200	80,640	..	..	1,150	1,500	33,600	..	..
Portugal (*including* Azores and Madeira)	..	..	119,520	..	..	..	..	18,900	..	..
Muskat Territory and Trucial Oman	1,874,443	2,036,282	1,773,008	1,593,698	1,494,045	2,84,155	4,07,185	3,75,283	3,27,847	3,27,010
Other Native States in Arabia	2,711,701	2,241,923	1,678,784	1,332,300	2,156,116	7,27,755	5,14,283	4,25,283	3,41,624	4,86,158
Iraq	4,927,469	4,562,678	2,321,141	1,304,694	2,869,039	12,73,910	8,92,805	5,97,392	3,56,507	6,83,065
Iran	7,091,044	8,794,285	5,999,287	9,021,788	12,204,960	18,19,080	17,73,604	12,61,506	16,16,585	17,84,727

No. 11—*continued*

ARTICLES AND COUNTRIES OF FINAL DESTINATION; ALSO SHARE OF EACH PROVINCE	QUANTITY					VALUE				
	1932-33	1933-34	1934-35	1935-36	1936-37	1932-33	1933-34	1934-35	1935-36	1936-37
Textiles—*continued*										
Cotton—*continued*						R	R	R	R	R
MANUFACTURES—*continued*										
Piecegoods—continued										
Coloured, printed or dyed—*concluded*	Yards	Yards	Yards	Yards	Yards					
Total coloured, printed or dyed—*continued*										
Sumatra	80,784	21,223	124,492	15,662	10,918	48,823	11,385	68,035	7,994	5,104
Java	2,417,054	726,065	184,727	134,857	121,025	9,99,339	2,99,089	87,791	54,683	46,755
Siam	489,441	765,067	1,068,045	1,381,630	534,100	3,21,562	4,91,425	7,25,918	9,59,058	4,89,996
French Indo-China	2,100	14,700	24,210	19,200	26,440	1,500	9,000	20,400	14,100	20,500
China (*exclusive* of Hongkong and Macão)	136,800	100,943	2,316	19,014	31,668	42,889	29,797	1,188	6,675	13,483
Egypt	3,841	3,600	11,493	92,624	426,321	788	600	1,740	20,080	84,988
Algeria	..	..	..	..	51,600	..	..	..	..	13,311
Morocco, Tangier (a)	—	..	..	..	131,900	—	..	..	..	37,176
French West Africa (*including* French Mandated Territories of Togoland and Cameroons)	..	..	..	..	60,000	..	..	..	..	5,500
Portuguese East Africa	4,269,878	1,407,804	1,084,929	863,148	1,283,040	8,40,627	2,61,786	2,21,552	1,79,209	2,27,542
Italian East Africa (Somaliland and Eritrea)	275,198	171,680	277,635	104,780	..	72,102	36,740	68,820	30,125	..
French Somaliland	386,275	328,440	99,080	62,410	22,000	1,14,700	70,565	25,780	16,092	4,700
United States of America—										
Vid Atlantic Coast	8,108	3,637	52,792	704,170	1,027,548	2,778	1,354	25,821	2,25,126	3,25,429
„ Pacific „	..	3,210	..	..	332	..	1,230	..	..	288
Other Foreign Countries	8,611	30,581	8,280	13,492	10,125	4,441	6,763	2,373	5,201	4,164
TOTAL FOREIGN COUNTRIES	25,098,087	21,214,268	14,910,279	16,768,504	22,486,772	65,55,594	48,09,011	39,60,752	41,66,227	45,74,195
Share of Bengal	*60,278*	*61,537*	*91,013*	*67,337*	*80,303*	*21,182*	*30,570*	*36,017*	*27,675*	*33,575*
„ *Bombay*	*36,706,879*	*31,403,752*	*29,053,712*	*38,737,153*	*43,474,151*	*89,15,000*	*70,35,526*	*78,93,442*	*98,10,604*	*99,21,703*
„ *Sind*	*437,379*	*554,207*	*342,750*	*364,184*	*371,874*	*1,01,737*	*1,16,813*	*58,842*	*58,651*	*62,292*
„ *Madras*	*24,197,417*	*19,983,956*	*21,321,331*	*21,891,478*	*29,835,762*	*1,04,39,665*	*82,71,695*	*81,27,713*	*82,97,522*	*1,11,87,989*
„ *Burma*	..	*42*	*5*	*152*	*8*	..	*34*	*5*	*106*	*6*
TOTAL	61,401,953	52,003,544	50,303,801	61,060,304	73,762,598	1,94,77,584	1,54,54,638	1,61,16,019	1,81,92,563	2,12,05,565
Total of piecegoods—	Yards	Yards	Yards	Yards	Yards					
United Kingdom (*excluding* Channel Islands)	199,618	17,810	20,788	286,843	147,509	63,003	4,066	9,117	72,781	47,877
Cyprus	..	..	351,860	1,223,340	1,486,025	..	..	63,107	2,72,485	2,54,635
Palestine	..	9,808	34,491	6,895	2,042	..	2,930	5,917	1,517	665
Aden and Dependencies	1,414,557	1,507,867	2,076,541	2,271,829	2,870,154	5,97,904	5,63,458	6,81,084	7,35,445	9,21,324
Bahrein Islands	2,004,473	3,142,115	3,153,939	1,047,672	2,887,536	8,74,477	7,31,598	3,17,186	4,79,864	7,24,194
Ceylon (*excluding* Maldives)	13,098,496	13,386,697	17,907,592	18,952,674	24,505,340	50,79,103	50,00,995	61,77,438	67,89,123	88,94,849
Straits Settlements	8,151,088	5,145,846	5,979,813	7,657,927	12,833,294	40,19,040	26,15,236	27,75,184	29,68,500	43,92,893
Federated Malay States	451,725	837,625	1,567,717	1,243,397	1,528,993	2,48,582	3,41,315	5,55,520	4,32,674	5,49,763
Gambia	..	..	..	..	50,400	..	..	..	..	8,150
Sierra Leone	..	..	480	182,938	108,920	..	..	240	46,396	17,190
Gold Coast (*including* Br. Mandated Territory of Togoland)	..	..	546	375,928	63,650	..	..	180	74,208	10,239
Nigeria (*including* Br. Mandated Territory of Cameroons)	30,720	..	984,712	7,213,696	3,845,573	16,000	..	1,91,377	14,78,598	6,94,001
Union of South Africa	168,614	182,898	80,878	135,750	45,500	69,337	70,409	27,663	25,013	13,775
Rhodesia, Southern	..	..	..	..	120,800	..	..	..	..	15,526
Zanzibar and Pemba	1,287,988	686,769	319,295	168,177	330,893	2,61,509	1,24,004	73,460	30,497	61,086
Kenya Colony	2,917,258	2,205,740	1,360,643	1,201,548	1,297,537	7,34,081	5,86,897	4,77,155	3,64,745	3,16,178
Tanganyika Territory	5,724,953	3,689,590	1,351,680	1,819,153	2,695,754	10,76,528	5,56,287	3,53,568	3,74,952	5,11,534
Somaliland Protectorate	..	..	29,500	65,030	668,670	..	..	6,120	11,920	1,14,408
Anglo-Egyptian Sudan	1,829,914	2,079,955	1,466,875	1,112,065	2,139,782	4,54,141	4,44,890	3,21,257	2,52,155	4,82,682
Mauritius and Dependencies	501,859	485,141	2,885,426	5,028,097	3,978,495	1,42,111	99,827	6,07,097	10,25,808	7,75,378
Seychelles	204,740	158,680	296,880	343,048	721,180	47,699	36,190	54,165	58,270	1,22,925
Canada—										
Vid Atlantic Coast	..	..	3,423	62,621	14,855	..	..	3,434	9,279	3,649
„ Pacific	3,745	10,067	3,141	5,240	100	1,300	4,068	910	975	87

(a) Separately shown from 1933-34.

No. 11—*continued*

ARTICLES, AND COUNTRIES OF FINAL DESTINATION; ALSO SHARE OF EACH PROVINCE	QUANTITY					VALUE				
	1932-33	1933-34	1934-35	1935-36	1936-37	1932-33	1933-34	1934-35	1935-36	1936-37
Textiles—*continued*						R	R	R	R	R
Cotton—*continued*										
Manufactures—*continued*										
Piecegoods—*concluded*										
	Yards	Yards	Yards	Yards	Yards					
Total *piecegoods*—continued										
Commonwealth of Australia.	56,982	49,264	40,056	14,550	47,281	11,296	11,600	7,711	5,447	10,168
New Zealand . . .	2,400	19,732	16,037	3,100	1,900	440	11,251	6,171	955	775
Fiji Islands . . .	38,478	46,812	75,630	297,978	201,624	20,553	20,930	32,352	87,007	52,940
Other British Possessions .	8,310	13,700	35,988	12,397	35,231	3,253	3,897	8,606	6,360	8,664
TOTAL BRITISH EMPIRE .	38,995,918	32,906,125	40,508,071	51,630,888	62,624,038	1,37,20,352	1,12,58,389	1,32,58,019	1,56,10,974	1,90,05,545
Netherlands . . .	..	..	..	16,287	25,600	..	..	..	5,523	12,800
France	1,840	7,200	80,640	2,000	..	1,150	1,500	33,600	600	..
Portugal (*including* Azores and Madeira) . .	..	..	119,520	..	..	..	..	18,900	..	..
Syria	..	..	..	9,200	121,160	..	..	..	2,500	15,390
Maskat Territory and Trucial Oman . . .	1,394,758	2,062,212	1,615,708	1,655,298	1,527,546	2,91,285	4,14,285	3,35,756	3,41,496	3,35,250
Other Native States in Arabia . . .	2,749,541	2,320,853	1,733,704	1,380,934	2,226,065	7,37,810	5,31,288	4,34,913	3,51,224	5,05,166
Iraq	5,066,727	4,749,536	2,391,515	1,875,595	3,140,371	13,16,858	9,52,221	6,13,848	3 74,758	7,35,943
Iran	8,020,187	8,940,425	6,036,378	9,105,288	12,387,642	18,24,552	18,09,162	12,69,281	16,32,742	18,06,215
Sumatra	89,784	21,223	124,912	15,662	10,913	48,823	11,385	68,487	7,994	5,104
Java	2,417,054	729,665	242,327	134,857	121,025	9,99,339	3,00,489	1,00,191	54,683	46,756
Siam	496,841	894,217	1,072,285	1,383,260	534,166	3,24,187	5,45,405	7,27,126	9,60,058	4,90,034
French Indo-China . .	2,700	14,700	24,210	19,200	26,440	1,800	9,700	20,400	14,100	20,500
China (*exclusive* of Hongkong and Macáo) . .	138,822	100,943	2,316	19,044	32,289	43,488	29,797	1,188	6,680	13,737
Egypt	3,341	3,600	12,681	393,924	13,307,509	788	600	2,204	70,382	22,44,406
Algeria	..	..	..	..	51,600	..	..	..	..	13,311
Morocco, Tangier (*a*) . .	—	..	..	..	131,900	—	..	..	..	37,176
French West Africa (*including* French Mandated Territories of Togoland and Cameroons) . .	..	..	..	..	60,000	..	..	..	..	5,500
Portuguese East Africa .	5,980,928	2,807,930	2,793,539	3,091,196	3,980,139	12,61,425	5,71,536	5,57,850	5,73,445	6,52,886
Italian East Africa (Somaliland and Eritrea) . .	314,633	223,235	319,635	130,855	..	81,489	50,275	78,975	37,075	..
French Somaliland . .	752,105	638,690	354,430	84,810	64,400	2,00,770	1,34,852	70,900	20,592	16,820
United States of America—*Vid* Atlantic Coast .	8,108	3,637	52,792	794,170	1,027,548	2,778	1,364	25,821	2,25,126	3,25,429
,, Pacific ,, . .	..	3,210	..	..	332	..	1,200	..	..	288
Guatemala . . .	..	..	..	..	222,025	..	..	..	..	34,706
Other Foreign Countries .	8,751	33,747	8,280	7,997	13,060	4,516	7,488	2,373	4,556	5,258
TOTAL FOREIGN COUNTRIES .	27,446,115	23,555,023	17,184,872	19,619,577	39,011,729	71,40,503	53,71 337	44,11,813	46,83,934	78,22,575
Shares of Bengal .	*159,143*	*134,727*	*133,540*	*109,105*	*137,995*	*55,612*	*52,810*	*49,795*	*41,582*	*51,968*
,, *Bombay* . .	*41,478,732*	*35,637,972*	*35,637,300*	*48,612,437*	*71,027,865*	*1,01,95,044*	*81,30,938*	*93,80,075*	*1,18,44,929*	*1,49,58,079*
,, *Sind* . .	*443,212*	*557,457*	*343,750*	*365,784*	*375,774*	*1,02,936*	*1,17,371*	*58,842*	*57,057*	*63,602*
,, *Madras* . .	*24,360,916*	*20,130,940*	*21,577,014*	*22,162,937*	*30,094,625*	*1,05,07,263*	*83,98 570*	*81,74,425*	*83,51,235*	*1,12,54,385*
,, *Burma* . .	..	*42*	*2,339*	*152*	*808*	..	*34*	*695*	*105*	*86*
TOTAL .	66,442,033	56,461,148	57,692,943	71,250,465	101,635,767	2,08,60,855	1,66 23,726	1,76,69,832	2,02,94,908	2,63,28,120

(*a*) Separately shown from 1933-34.

No. 11—*continued*

ARTICLES, AND COUNTRIES OF FINAL DESTINATION; ALSO SHARE OF EACH PROVINCE	QUANTITY					VALUE				
	1932-33	1933-34	1934-35	1935-36	1936-37	1932-33	1933-34	1934-35	1935-36	1936-37
Textiles—*continued*										
Cotton—*continued*										
MANUFACTURES—*continued*										
Thread, sewing (III. P)—	Lbs.	Lbs.	Lbs.	Lbs.	Lbs.	R	R	R	R	R
Aden and Dependencies	8,298	9,656	13,667	10,706	15,507	11,340	13,507	13,575	12,225	14,675
Bahrein Islands	2,892	9,886	1,174	962	1,306	4,200	7,940	1,140	965	2,300
Ceylon (*excluding* Maldives)	15,385	8,706	5,872	5,778	8,800	12,954	7,312	7,250	4,825	9,175
Union of South Africa	2,868	1,206	3,396	1,402	2,148	5,750	2,090	5,350	2,145	2,820
Kenya Colony	9,937	5,022	7,116	11,060	16,324	9,795	4,265	8,330	3,905	5,520
Other British Possessions	8,320	7,516	5,391	6,522	4,060	9,350	6,355	4,129	4,720	3,738
TOTAL BRITISH EMPIRE	47,650	42,092	36,616	36,480	48,145	53,389	41,469	34,774	28,785	38,228
Native States in Arabia *other than* Maskat Territory and Trucial Oman	9,250	7,680	5,764	7,771	7,142	14,850	12,580	6,305	8,672	9,405
Iraq	10,897	12,923	21,204	12,817	19,626	11,535	14,275	20,525	13,031	18,200
Iran	13,070	3,780	18,779	30,566	9,642	19,298	3,575	17,650	28,030	10,889
Portuguese East Africa	24,428	31,138	39,432	35,640	38,424	26,845	33,245	34,939	29,770	34,404
Other Foreign Countries	968	336	2,182	3,234	506	1,300	450	2,865	3,211	671
TOTAL FOREIGN COUNTRIES	58,613	55,802	87,361	90,028	75,340	73,828	64,075	82,284	82,714	73,569
Share of Bengal	*804*	*112*	*2,229*	..	*168*	*400*	*30*	*550*	..	*100*
" *Bombay*	*96,780*	*95,110*	*121,348*	*126,238*	*123,249*	*1,19,808*	*1,04,432*	*1,16,108*	*1,11,338*	*1,11,646*
" *Sind*	..	*30*	*400*	*220*	*68*	..	*60*	*400*	*161*	*51*
" *Madras*	*8,979*	*2,632*	..	..	..	*7,009*	*1,032*	..	..	..
TOTAL	106,203	97,884	123,977	126,458	123,485	1,27,217	1,05,544	1,17,058	1,11,499	1,11,797
Other sorts of manufactures (III. P)—	Lbs.	Lbs.	Lbs.	Lbs.	Lbs.					
United Kingdom (*including* Channel Islands)	81,039	123,278	113,316	96,235	413,131	45,478	43,580	28,824	31,940	68,201
Gibraltar	5,062	2,076	12,430	1,058	1,960	3,175	2,590	2,860	1,910	3,350
Malta and Gozo	1,512	2,204	3,743	2,896	2,490	2,600	3,380	6,325	4,826	2,900
Aden and Dependencies	33,405	27,205	32,282	31,498	49,948	19,377	20,520	21,760	19,867	31,563
Bahrein Islands	13,156	23,271	19,288	12,444	29,393	5,111	7,269	8,365	4,425	10,887
Ceylon (*excluding* Maldives)	83,267	76,522	46,910	300,934	338,608	25,893	23,731	16,050	66,460	74,829
Straits Settlements	2,975	3,010	3,239	5,831	11,522	3,231	2,282	6,401	5,640	10,986
Federated Malay States	964	1,904	2,044	5,035	4,228	1,078	4,041	1,742	7,722	4,350
Hongkong	410	81,000	218	834	2,138	927	18,562	125	495	2,534
Union of South Africa	22,870	1,642	4,444	9,084	3,141	9,520	2,595	3,975	4,532	2,149
Zanzibar and Pemba	6,705	7,651	5,801	10,274	12,085	3,765	3,918	3,018	6,405	5,745
Kenya Colony	10,265	28,526	22,188	31,403	30,487	5,411	15,965	11,130	14,842	17,216
Tanganyika Territory	7,360	8,702	8,104	11,770	19,068	5,610	6,602	4,454	7,215	15,651
Anglo-Egyptian Sudan	2,286	10,150	6,192	22,407	34,248	2,150	7,001	3,395	18,255	29,505
Mauritius and Dependencies	3,778	8,342	16,243	4,056	4,002	4,250	6,025	10,033	4,561	4,852
Commonwealth of Australia	5,356	3,831	2,305	4,646	2,772	7,750	3 700	2,429	6,305	7,284
Fiji Islands	4,865	87	400	536	1,648	7,897	157	250	472	1,825
Other British Possessions	1,401	8,788	9,780	6,613	11,071	1,558	8,304	10,277	5,890	11,354
TOTAL BRITISH EMPIRE	286,676	418,104	313,427	557,554	971,024	1,59,785	1,80,212	1,42,313	2,11,822	3,05,181
Germany	94,940	25	..	3,584	3,772	9,972	25	..	750	959
Maskat Territory and Trucial Oman	46,650	44,650	46,381	44,942	42,259	26,964	21,887	20,278	18,026	16,219
Other Native States in Arabia	50,979	52,026	124,401	44,774	83,874	37,714	33,067	58,834	39,555	70,884
Iraq	1,682	2,659	10,106	4,892	8,036	1,803	2,434	8,005	4,765	7,564

INDIAN MERCHANDISE

No. 11—*continued*

ARTICLES, AND COUNTRIES OF FINAL DESTINATION; ALSO SHARE OF EACH PROVINCE	QUANTITY					VALUE				
	1932-33	1933-34	1934-35	1935-36	1936-37	1932-33	1933-34	1934-35	1935-36	1936-37
						R	R	R	R	R
Textiles—*continued*										
Cotton—*continued*										
MANUFACTURES—*continued*										
***Other sorts of manufactures (III. F)*—continued**	Lbs.	Lbs.	Lbs.	Lbs.	Lbs.					
Iran	12,076	6,740	4,720	4,501	4,299	6,681	3,925	2,956	3,961	3,390
Java	1,008	2,012	12,352	1,736	977	1,450	1,986	8,407	4,200	1,377
Borneo (Dutch)	..	18,054	18,248	..	58,192	..	11,650	11,248	..	34,562
Siam	19,280	46,132	10,534	..	648	10,585	26,881	8,614	..	1,218
Philippines	3,082	1,232	752	1,728	212	6,400	1,682	1,100	1,650	325
Canary Islands	1,624	1,960	4,592	896	..	2,050	3,850	5,525	1,650	..
Portuguese East Africa	78,562	80,555	82,760	34,168	62,740	69,046	60,650	66,000	32,941	38,572
Italian East Africa (Somaliland and Eritrea)	11,200	19,075	22,706	10,814	..	7,872	14,710	16,427	13,140	..
French Somaliland	4,953	11,681	6,674	3,320	2,688	5,585	10,072	5,250	2,325	1,960
United States of America—*Vid* Atlantic Coast	67,966	982,896	9,113,163	3,347,456	6,152,163	29,146	80,502	6,06,827	5,43,560	3,65,293
„ Pacific „	4,824	..	1,390,467	2,788,764	4,313,878	5,687	..	96,947	2,39,423	1,73,203
Panama (*including* Panama Canal Zone)	3,106	692	1,493	2,619	160	6,803	976	2,192	2,709	490
Other Foreign Countries	4,953	12,644	16,366	3,801	676	6,420	6,118	17,281	4,598	1,549
TOTAL FOREIGN COUNTRIES	401,892	1,283,933	10,866,715	12,297,490	10,729,674	2,33,625	2,90,514	9,35,836	9,12,353	7,16,986
Share of Bengal	*86,473*	*1,954,520*	*10,646,585*	*12,193,043*	*10,676,084*	*54,950*	*1,10,075*	*7,47,603*	*8,01,491*	*6,96,733*
„ *Bombay*	*293,991*	*357,378*	*319,195*	*254,390*	*517,684*	*2,54,115*	*2,74,280*	*2,58,883*	*2,16,899*	*2,26,587*
„ *Sind*	*99,260*	*118,368*	*170,662*	*88,304*	*111,971*	*54,117*	*50,756*	*59,239*	*37,792*	*45,977*
„ *Madras*	*201,813*	*90,783*	*42,521*	*259,586*	*339,093*	*30,541*	*16,927*	*11,543*	*63,210*	*69,348*
„ *Burma*	*6,931*	*81,033*	*779*	*32,746*	*26,766*	*2,197*	*15,788*	*941*	*4,683*	*4,653*
TOTAL	688,568	1,702,127	11,180,142	12,655,044	11 701,598	3,93,410	4,70,826	10,78,149	11,24,175	10,22,167
***Total of Cotton manufactures* (including Twist and Yarn)—**										
United Kingdom (*including* Channel Islands)	—	—	—	—	—	30,12,077	13,99,319	6,41,909	13,97,805	17,25,060
Gibraltar	—	—	—	—	—	3,842	2,590	2,860	2,910	3,350
Malta and Gozo	—	—	—	—	—	7,050	14,961	10,062	10,051	10,527
Cyprus	—	—	—	—	—	53,515	96,410	1,72,972	4,12,499	4,55,850
Palestine	—	—	—	—	—	1,71,767	1,88,198	1,95,557	1,94,063	1,42,081
Aden and Dependencies	—	—	—	—	—	17,69,372	16,98,952	14,85,218	15,16,618	15,38,577
Bahrein Islands	—	—	—	—	—	9,31,013	8,13,407	8,87,227	5,55,102	8,35,014
Ceylon (*excluding* Maldives)	—	—	—	—	—	51,87,778	51,03,506	62,73,062	69,25,223	90,66,725
Straits Settlements	—	—	—	—	—	43,18,109	30,00,680	31,39,118	36,15,944	50,79,470
Federated Malay States	—	—	—	—	—	2,49,705	3,46,018	5,61,601	4,40,596	5,54,118
Hongkong	—	—	—	—	—	4,754	19,217	1,234	1,350	91,031
Gambia	—	—	—	—	—	..	..	..	..	3,460
Sierra Leone	—	—	—	—	—	1,10,113	96,264	95,932	2,83,161	4,15,824
Gold Coast (*including* Br. Mandated Territory of Togoland)	—	—	..	—	—	1,570	..	530	89,682	18,985
Nigeria (*including* Fr. Mandated Territory of Cameroons)	—	—	—	—	—	6,89,278	5,17,657	7,51,718	29,52,158	31,83,898
Union of South Africa	—	—	—	—	—	93,681	80,535	94,227	32,490	22,331
Rhodesia, Southern	—	—	—	—	—	..	..	..	..	15,526
Zanzibar and Pemba	—	—	—	—	—	2,90,164	2,05,267	1,02,703	71,567	98,336
Kenya Colony	—	—	—	—	—	8,14,070	6,91,565	5 46,062	4,55,452	3,98,034
Tanganyika Territory	—	—	—	—	—	10,98,791	5,83,094	3,13,227	4,01,762	5,46,939
Somaliland Protectorate	—	—	—	—	—	1,800	..	6,995	11,920	1,14,703
Anglo-Egyptian Sudan	—	—	—	—	—	4,56,291	4,52,341	3,35,931	2,81,690	5,35,876
Mauritius and Dependencies	—	—	—	—	—	1,49,486	87,782	6,18,880	10,31,214	7,81,610
Seychelles	—	—	—	—	—	48,699	37,840	54,195	59,325	1,24,400
Canada—*Vid* Atlantic Coast	—	—	—	—	—	..	2,206	3,434	10,124	4,124
„ Pacific „	—	—	—	—	—	1,998	4,168	3,009	975	237
Commonwealth of Australia	—	—	—	—	—	20,340	15,800	25,226	11,812	17,452
New Zealand	—	—	—	—	—	440	12,702	9,399	1,605	7,405
Fiji Islands	—	—	—	—	—	22,450	21,462	33,102	37,679	55,165
Other British Possessions	—	—	—	—	—	3,019	7 934	13,921	7,698	7,017
TOTAL BRITISH EMPIRE	—	—	—	—	—	1,95,20,912	1,54,90,825	1,44,40,206	2,08,71,890	2,58 65,143

No. 11—*continued*

ARTICLES, AND COUNTRIES OF FINAL DESTINATION; ALSO SHARE OF EACH PROVINCE	QUANTITY					VALUE				
	1932-33	1933-34	1934-35	1935-36	1936-37	1932-33	1933-34	1934-35	1935-36	1936-37
						R	R	R	R	R
Textiles—*continued*										
Cotton—*concluded*										
MANUFACTURES—*concluded*										
Total of Cotton manufactures including Twist and Yarn—continued										
U. S. S. R.—										
Northern	—	—	—	—	—	40	..	..	..	..
Southern	—	—	—	—	—	12,875	..	..	..	..
Germany	—	—	—	—	—	10,265	20,028	29,597	850	969
Netherlands	—	—	—	—	—	300	15,281	..	5,523	15,900
Belgium	—	—	—	—	—	..	2,290	..	9,688	2,35,032
France	—	—	—	—	—	5,359	11,882	37,520	3,708	8,938
Spain	—	—	—	—	—	..	..	..	6,860	1,200
Portugal	—	—	—	—	—	..	..	18,900	..	..
Italy (*including* Fiume)	—	—	—	—	—	2,125	3,753	6,688	5,276	6,585
Yugoslavia (Kingdom of the Serbs, Croats and Slovenes)	—	—	—	—	—	..	..	..	10,700	29,614
Bulgaria	—	—	—	—	—	1,09,184	1,08,558	56,075	3,125	1,20,745
Roumania	—	—	—	—	—	..	..	36,397	1,63,676	71,820
Greece (*including* Crete)	—	—	—	—	—	24,758	15,624	28,500	66,212	69,179
Turkey, European	—	—	—	—	—	32,761	30,136	62,131	..	58,200
Turkey, Asiatic	—	—	—	—	—	1,63,939	2,07,878	4,01,391	..	33,456
Syria	—	—	—	—	—	11,24,069	13,79,986	16,87,895	12,08,639	18,33,277
Muskat Territory and Trucial Oman	—	—	—	—	—	4,08,945	5,15,881	4,80,464	4,21,323	4,35,162
Other Native States in Arabia	—	—	—	—	—	9,31,419	6,67,569	5,64,640	4,80,144	6,80,749
Iraq	—	—	—	—	—	17,87,316	12,98,508	9,16,959	7,28,132	11,63,703
Iran	—	—	—	—	—	38,92,342	41,78,260	21,13,782	16,67,614	18,20,422
Henjam Island	—	—	—	—	—	..	6,000	2,430	..	..
Sumatra	—	—	—	—	—	46,883	11,885	68,487	7,994	5,104
Java	—	—	—	—	—	10,00,789	3,02,475	1,08,598	61,133	38,030
Borneo (Dutch)	—	—	—	—	—	460	12,296	11,498	50	34,582
Siam	—	—	—	—	—	7,38,997	9,86,711	10,64,055	12,24,308	7,00,009
French Indo-China	—	—	—	—	—	2,400	9,000	20,400	14,100	20,500
Philippines	—	—	—	—	—	11,189	1,682	2,100	1,920	225
Japan	—	—	—	—	—	..	6,328	4,086	855	10,470
China (*exclusive of* Hong-kong and Macao)	—	—	—	—	—	45,254	29,797	2,145	9,795	1,17,929
Egypt	—	—	—	—	—	2,71,310	1,47,622	94,627	3,09,010	26,18,597
Tripoli (Libya)	—	—	—	—	—	23,250	15,300	15,300	..	..
Tunis	—	—	—	—	—	..	..	..	2,000	10,329
Algeria	—	—	—	—	—	..	..	..	..	14,811
Morocco, French Protectorate*	—	—	—	—	—	2,400	..	..	9,100	..
Morocco, Tangier†	—	—	—	—	—	—	..	..	..	40,424
Canary Islands	—	—	—	—	—	2,050	3,850	5,575	1,850	150
French West Africa (*including* French Mandated Territories of Togoland and Cameroons)	—	—	—	—	—	400	..	5,784	..	6,000
Liberia	—	—	—	—	—	..	..	..	2,590	9,176
Portuguese East Africa	—	—	—	—	—	12,71,302	6,93,464	7,28,236	6,90,106	7,36,287
Italian East Africa (Somaliland and Eritrea)	—	—	—	—	—	1,09,504	91,855	1,34,052	96,565	..
French Somaliland	—	—	—	—	—	12,01,815	9,07,958	5,97,743	1,70,854	65,907
United States of America—										
Via Atlantic Coast	—	—	—	—	—	31,919	31,946	6,34,648	7,68,686	6,93,855
„ Pacific „	—	—	—	—	—	5,687	1,200	96,947	2,89,423	1,74,591
Guatemala	—	—	—	—	—	..	..	..	..	44,268
Panama (*including* Panama Canal Zone)	—	—	—	—	—	6,800	976	..	3,308	919
Other Foreign Countries	—	—	—	—	—	4,029	8,351	7,366	4,981	456
TOTAL FOREIGN COUNTRIES	—	—	—	—	—	1,38,90,165	1,17,63,775	1,00,40,011	84,00,044	1,19,77,611
Share of Bengal	—	—	—	—	—	*1,23,693*	*1,66,388*	*7,99,048*	*3,52,294*	*7,32,123*
„ *Bombay*	—	—	—	—	—	*1,80,86,526*	*1,64,05,368*	*1,57,53,099*	*1,66,70,370*	*2,07,62,280*
„ *Sind*	—	—	—	—	—	*1,59,868*	*1,73 646*	*1,24,856*	*1,07,538*	*1,19,682*
„ *Madras*	—	—	—	—	—	*1,45,31,693*	*1,04,23,395*	*98,31,449*	*1,16,36,944*	*1,62,23,992*
„ *Burma*	—	—	—	—	—	*9 297*	*95,303*	*1,774*	*4,758*	*4,747*
TOTAL	—	—	—	—	—	3,29,11,077	2,72,68 100	2,64,80,217	2,92,71,034	3,73,42,754
Total of Cotton, Raw and Manufactures	—	—	—	—	—	28,99,05,735	30,64,10 414	38,09,67,150	37,39,75,509	48,95,80,791

*Figures prior to 1933-34 relate to Morocco.
† Shown separately from 1933-34.

No. 11—*continued*

ARTICLES, AND COUNTRIES OF FINAL DESTINATION; ALSO SHARE OF EACH PROVINCE	QUANTITY					VALUE				
	1932-33	1933-34	1934-35	1935-36	1936-37	1932-33	1933-34	1934-35	1935-36	1936-37
Textiles—continued						R	R	R	R	R
Flax—	Lbs.	Lbs.	Lbs.	Lbs.	Lbs.					
Raw (II. Q)	..	..	..	..	..	..	..	..	..	..
Manufactures (including twist and yarn) (III. T)—										
Ceylon (*excluding* Maldives)	—	—	—	—	—	43	10,093	160	1,635	..
Other British Possessions	—	—	—	—	—	2	1,113	..	1,085	1,774
Total British Empire	—	—	—	—	—	45	11,206	160	2,720	1,774
Total Foreign Countries	—	—	—	—	—	1,419	..	80	500	2,267
Share of Bengal	—	—	—	—	—	*45*	*5,939*	*160*	*2,720*	*306*
„ *Bombay*	—	—	—	—	—	*379*	*19*	..	*500*	*3,741*
„ *Sind*	—	—	—	—	—	*19*	..	..	..	..
„ *Madras*	—	—	—	—	—	*1,036*	*5,307*	*80*	..	..
TOTAL	—	—	—	—	—	1,464	11,206	240	3,220	4,041
Haberdashery and Millinery— Made-up Cotton goods, *e.g.*, quilts bedcovers, counterpanes, etc. (III. T) (a)—										
United Kingdom (*including* Channel Islands).	—	—	—	—	—	—	5,272	6,824	19,844	22,397
Ceylon (*excluding* Maldives)	—	—	—	—	—	—	3,516	7,400	865	19
Other British Possessions	—	—	—	—	—	—	13,267	3,146	13,621	22,897
Total British Empire	—	—	—	—	—	—	22,056	17,370	34,330	45,313
Portuguese East Africa	—	—	—	—	—	—	1,795	1,716	1,450	5,983
United States of America—										
Vid Atlantic Coast	—	—	—	—	—	—	96,864	38,006	30,642	26,657
„ Pacific „	—	—	—	—	—	—	12,046	..	..	5,023
Other Foreign Countries	—	—	—	—	—	—	2,792	923	565	2,861
Total Foreign Countries	—	—	—	—	—	—	1,12,497	40,650	32,657	40,523
Share of Bengal	—	—	—	—	—	—	*595*	*271*	*350*	*12,533*
„ *Bombay*	—	—	—	—	—	—	*1,16,782*	*54,947*	*64,557*	*69,550*
„ *Sind*	—	—	—	—	—	—	*3,455*	*1,567*	*1,730*	*3,735*
„ *Madras*	—	—	—	—	—	—	*13,713*	*800*	..	..
„ *Burma*	—	—	—	—	—	—	..	*135*	*300*	*19*
TOTAL	—	—	—	—	—	—	1,34,553	58,020	66,987	85,886
Other sorts (III. T)(a)—										
United Kingdom (*including* Channel Islands).	—	—	—	—	—	—	27,731	43,171	10,417	7,463
Aden and Dependencies	—	—	—	—	—	—	49,385	58,176	64,280	75,257
Bahrein Islands	—	—	—	—	—	—	450	4,625	2,875	6,070
Ceylon (*excluding* Maldives)	—	—	—	—	—	—	1,292	4,308	2,493	5,666
Zanzibar and Pemba	—	—	—	—	—	—	6,150	9,064	3,610	5,050
Kenya Colony	—	—	—	—	—	—	2,228	7,342	22,670	30,629
Mauritius and Dependencies	—	—	—	—	—	—	358	2,638	6,160	3,215
Canada—										
Vid Atlantic Coast	—	—	—	—	—	—	13,617	11,471	8,230	3,593
„ Pacific „	—	—	—	—	—	—	460	..	710	..
Fiji Islands	—	—	—	—	—	—	..	300	3,366	2,100
Other British Possessions	—	—	—	—	—	—	4,439	18,014	13,218	17,660
Total British Empire	—	—	—	—	—	—	1,05,910	1,59,109	1,44,029	1,56,693
Maskat Territory and Trucial Oman.	—	—	—	—	—	—	4,718	13,331	5,200	2,545
Other Native States in Arabia.	—	—	—	—	—	—	7,212	1,540	5,150	7,325
Iraq	—	—	—	—	—	—	5,720	1,320	2,450	1,505
Portuguese East Africa	—	—	—	—	—	—	7,076	17,036	15,942	14,530
Italian East Africa (Somaliland and Eritrea).	—	—	—	—	—		8,900	7,700	2,100	..
French Somaliland	—	—	—	—	—	—	27,350	15,200	5,571	1,000
United States of America—										
Vid Atlantic Coast	—	—	—	—	—	—	96,156	2,43,233	85,191	7,482
„ Pacific „	—	—	—	—	—	—	..	202	..	2,386
Other Foreign Countries	—	—	—	—	—	—	5,225	6,263	7,259	6,768
Total Foreign Countries	—	—	—	—	—	—	1,62,357	3,05,955	78,863	43,543

(a) Separately recorded from 1933-34.

No. 11—*continued*

ARTICLES, AND COUNTRIES OF FINAL DESTINATION; ALSO SHARE OF EACH PROVINCE	QUANTITY					VALUE				
	1932-33	1933-34	1934-35	1935-36	1936-37	1932-33	1933-34	1934-35	1935-36	1936-37
Textiles—*continued*						R	R	R	R	R
HABERDASHERY AND MILLINERY—*continued*										
Other sorts (III. T)—*contd.* (a)										
Share of Bengal	—	—	—	—	—	—	*1,195*	*1,303*	*1,250*	*4,828*
,, *Bombay*	—	—	—	—	—	—	*2,51,600*	*4,51,499*	*2,02,051*	*1,63,901*
,, *Sind*	—	—	—	—	—	—	*13,600*	*8,651*	*12,605*	*13,071*
,, *Madras*	—	—	—	—	—	—	*1,760*	*3,483*	*6,946*	*18,185*
,, *Burma*	—	—	—	—	—	—	*112*	*128*	*40*	*251*
TOTAL	—	—	—	—	—	—	2,68,267	4,65,064	2,22,892	2,00,230
Total of Haberdashery and Millinery (III. T)—										
United Kingdom (*including* Channel Islands)	—	—	—	—	—	41,545	33,004	49,995	30,261	29,860
Aden and Dependencies	—	—	—	—	—	55,710	49,385	58,176	67,645	77,387
Bahrein Islands	—	—	—	—	—	4,000	450	4,625	3,625	6,070
Ceylon (*excluding* Maldives)	—	—	—	—	—	6,205	4,808	11,708	4,358	5,685
Straits Settlements	—	—	—	—	—	1,155	248	898	1,061	5,666
Union of South Africa	—	—	—	—	—	52	1,190	4,559	5,095	2,300
Zanzibar and Pemba	—	—	—	—	—	5,897	7,800	9,064	3,760	5,150
Kenya Colony	—	—	—	—	—	15,666	3,732	7,567	23 515	33,329
Tanganyika Territory	—	—	—	—	—	3,483	5,966	6,193	3,060	3,417
Mauritius and Dependencies	—	—	—	—	—	2,148	358	3,588	6,160	3,295
Canada—										
Vid Atlantic Coast	—	—	—	—	—	7,862	16,817	11,471	11,794	8,012
,, Pacific ,,	—	—	—	—	—	824	510	..	710	..
Fiji Islands	—	—	—	—	—	169	1,010	300	3,366	3,350
Other British Possessions	—	—	—	—	—	10,211	2,688	3,885	3,949	18,485
TOTAL BRITISH EMPIRE	—	—	—	—	—	1,52,847	1,27,966	1,76,479	1,73,359	2,02,006
Muskat Territory and Trucial Oman	—	—	—	—	—	2,720	4,718	13,331	5,200	2,545
Other Native States in Arabia	—	—	—	—	—	5,760	7,212	1,833	5,275	8,075
Iraq	—	—	—	—	—	5,082	6,395	1,585	2,860	1,795
Portuguese East Africa	—	—	—	—	—	17,501	8,871	18,752	17,392	20,513
Italian East Africa (Somaliland and Eritrea)	—	—	—	—	—	14,120	9,700	7,740	2,100	..
French Somaliland	—	—	—	—	—	23,500	27,350	15,200	5,571	1,000
United States of America—										
Vid Atlantic Coast	—	—	—	—	—	1,97,280	1,92,020	2,81,239	65,833	34,139
,, Pacific ,,	—	—	—	—	—	27	12,046	262	..	7,410
Other Foreign Countries	—	—	—	—	—	8,883	6,542	6,663	7,289	8,589
TOTAL FOREIGN COUNTRIES	—	—	—	—	—	2,74,373	2,74,854	3,46,605	1,11,520	84,066
Share of Bengal	—	—	—	—	—	*2,519*	*1,790*	*1,574*	*1,600*	*17,360*
,, *Bombay*	—	—	—	—	—	*3,98,819*	*3,68,383*	*5,06,446*	*2,66,603*	*3,33,451*
,, *Sind*	—	—	—	—	—	*11,287*	*17,033*	*10,518*	*14,385*	*16,806*
,, *Madras*	—	—	—	—	—	*13,873*	*15,473*	*4,253*	*6,946*	*18,125*
,, *Burma*	—	—	—	—	—	*679*	*112*	*263*	*340*	*270*
TOTAL	—	—	—	—	—	4,27,220	4,02,820	5,23,084	2,89,879	2,86,072
Hemp (*chiefly* sann)—*Raw* (IL. Q)—	Cwts.	Cwts.	Cwts.	Cwts.	Cwts.					
United Kingdom (*including* Channel Islands)	70,920	85,081	113,108	167,901	243,180	9,46,000	8,28,620	10,60,560	17 17,829	21,24,970
Palestine	368	..	..	..	..	5,150	..	..	..	..
Ceylon (*excluding* Maldives)	146	155	177	410	336	2,094	2,127	2,622	5,423	5,454
Union of South Africa	125	..	..	575	43	1,050	..	..	5,884	390
Socotra (*b*)	—	63	330	11	..	—	835	5,130	110	..
Other British Possessions	69	832	279	100	9	975	2,740	2,311	586	110
TOTAL BRITISH EMPIRE	80,628	85,631	113,903	168,997	243,568	9,55,171	8,34,362	10,70,623	17,29 836	21,30,994

(a) Separately recorded from 1933-34.
(b) Included in "Aden and Dependencies" prior to 1933-34.

No. 11—*continued*

ARTICLES, AND COUNTRIES OF FINAL DESTINATION; ALSO SHARE OF EACH PROVINCE	QUANTITY					VALUE				
	1932-33	1933-34	1934-35	1935-36	1936-37	1932-33	1933-34	1934-35	1935-36	1936-37
Textiles—*continued*						R	R	R	R	R
Hemp (*chiefly* sann)—*continued*										
Raw (II. Q)—continued	Cwts.	Cwts.	Cwts.	Cwts.	Cwts.					
U. S. S. R.—Northern	891	682	1,073	..	..	5,400	[9,050	14,025	..	..
Estonia	..	243	3,633	6,913	4,312	..	2,860	52,372	787,214	48,215
Sweden	5,852	6,613	11,548	14,194	18,210	75,730	57,849	1,03,252	149,023	1,82,405
Norway	207	878	689	517	588	3,530	9,575	4,675	5,030	6,320
Poland (*including* Danzig)	..	..	55	53	2,418	..	..	900	525	21,400
Denmark	12,324	9,014	12,566	16,381	19,822	1,35,620	80,364	1,18,057	1,60,688	1,93,655
Germany	56,486	66,662	48,923	68,141	46,592	6,03,035	6,02,673	4,08,562	6,25,448	4,07,337
Netherlands	146	1,918	1,414	5,704	19,004	2,700	16,075	9,900	45,505	1,78,528
Belgium	41,699	110,645	118,415	200,181	236,437	5,06,074	11,21,868	10,89,375	17,75,941	21,76,376
France	9,522	20,029	12,142	67,832	54,325	1,04,108	1,76,442	95,414	5,99,210	488,624
Spain	754	89	2,187	973	..	8,750	750	15,065	11,180	..
Portugal (*including* Azores and Madeira)	6,041	4,678	7,545	8,184	5,591	83,302	58,808	1,05,670	1,05,145	64,925
Italy (*including* Fiume)	25,070	29,941	54,802	11,231	32,337	3,02,746	2,44,687	4,24,582	94,370	2,76,824
Austria	..	..	..	1,785	..	..	..	..	18 500	..
Czechoslovakia	..	..	..	893	..	..	..	..	6,500	..
Roumania	..	..	..	..	735	..	..	..	..	7,221
Greece (*including* Crete)	31,424	35,815	25,670	44 384	45,948	3,37,109	3,63,620	2,68,159	3,47,109	3,77,633
Turkey, Asiatic	..	..	..	..	1,131	..	..	..	..	13,320
Masvat Territory and Trucial Oman	2,212	1,547	652	1,056	514	28,326	18,418	7,587	14,035	5,950
Other Native States in Arabia	1,108	654	886	1,803	1,661	11,193	7,375	12,718	18,008	16,702
Egypt	..	..	..	..	907	..	..	..	..	8,396
United States of America—*Vid* Atlantic Coast	6,535	12,319	10,684	23,787	30,972	44,344	1,02,120	92,927	2,48,867	3,01,406
Brazil	..	36	26	179	1,707	..	400	200	1,000	14,714
Other Foreign Countries	480	529	748	291	1,425	7,920	8,950	8,611	4,418	6,880
TOTAL FOREIGN COUNTRIES	200,251	302,292	323,138	473,935	525,587	22,60,087	27,74,384	28,32 181	43,04,624	47,96,225
Share of Bengal	*201,650*	*297,638*	*243,490*	*488,283*	*634,443*	*22,69,257*	*26,07,363*	*26,30,545*	*40,88,160*	*53,55,993*
,, *Bombay*	*76,536*	*55,452*	*90,432*	*129,893*	*71,988*	*9,19,470*	*11,66,568*	*12,35,434*	*16,75,891*	*8,67,108*
,, *Madras*	*2,693*	*3,833*	*3,189*	*24 756*	*62,679*	*27,531*	*34,775*	*36,825*	*2,57,402*	*6,94,088*
TOTAL	280,879	357,923	437,041	642,932	769,105	32,16,258	36,08,706	39,02,804	60,34,450	69,27,119
Manufactures (excluding *cordage*) (III. T)—										
TOTAL BRITISH EMPIRE	—	—	—	—	—	1,033	1,187	1,196	1,558	1,073
TOTAL FOREIGN COUNTRIES	—	—	—	—	—	..	..	4,375	3,867	4,550
Share of Bengal	—	—	—	—	—	..	*120*	*4,450*	*4,061*	*3,350*
,, *Bombay*	—	—	—	—	—	..	*73*	..	*135*	..
,, *Sind*	—	—	—	—	—	..	*818*	..	..	..
,, *Madras*	—	—	—	—	—	*1,033*	*236*	*1,121*	*1,239*	*2,273*
TOTAL	—	—	—	—	—	1,033	1,187	5,571	5,425	5,623
otal of Hemp, Raw and Manufactures	—	—	—	—	—	32,17,296	36,09,893	39,08,375	60,39,875	69,32,742
Jute—										
Raw (II. N)—	Tons	Tons	Tons	Tons	Tons					
United Kingdom (*including* Channel Islands)	129,522	177,193	166,377	166,058	188,631	2,24,19,997	2,55,21,088	2,34,47,197	2,96,24,892	3,48,14,920
Irish Free State*	—	..	4	358	642	—	..	360	58,000	1,17,262
Straits Settlements	..	..	..	1,056	16	42	—	..	1,66,875	2,028
Federated Malay States	..	..	..	..	117	..	..	..	..	21,900
Hongkong	3,444	3,454	3,899	3,058	3,030	5,14,285	4,58,688	5,59,401	5,81,763	5,15,741
Canada—*Vid* Atlantic Coast	..	..	224	580	966	..	..	22,750	1,06,547	1,72,890
Commonwealth of Australia	1,442	840	1,270	1,497	1,398	2,83,749	1,46,845	2,24,245	3,14,516	3,03,007
Newzealand	29	7	14	36	14	5,020	1,095	2,494	6,400	2,460
Other British Possessions	..	..	5	25	30	94	—	684	3,620	4,536
TOTAL BRITISH EMPIRE	134,437	181,494	171,793	172,668	194,842	2,32,63,787	2,61,22,166	2,42,57,121	3,08,60,613	3,59,54,742

* Included in the "United Kingdom" prior to 1933-34.

No. 11—*continued*

ARTICLES, AND COUNTRIES OF FINAL DESTINATION; ALSO SHARE OF EACH PROVINCE	QUANTITY					VALUE				
	1932-33	1933-34	1934-35	1935-36	1936-37	1932-33	1933-34	1934-35	1935-36	1936-37
Textiles—*continued*						R	R	R	R	R
Jute—*continued*										
Raw (II. N)—continued	Tons	Tons	Tons	Tons	Tons					
U. S. S. R.—										
Southern	112	399	3,504	15,109	16,102	18,879	53,502	4,88,082	27,61,291	28,42,512
Finland	..	..	..	66	246	..	..	..	10,690	43,280
Sweden	3,180	5,435	6,486	6,450	5,969	5,47,784	8,28,784	9,85,366	11,02,143	10,46,116
Norway	1,091	990	1,325	1,201	1,300	1,79,486	1,41,518	1,84,532	1,83,818	1,97,334
Poland (*including* Danzig)	1,292	1,765	2,832	7,158	10,160	2,28,056	2,54,199	4,09,289	12,02,550	17,88,311
Denmark	488	917	949	935	778	68,730	1,06,671	1,18,230	1,46,476	1,17,119
Germany	121,710	165,411	137,432	151,951	133,950	2,11,70,530	2,42,04,644	2,00,04,207	2,73,21,550	2,25,53,227
Netherlands	21,074	23,616	21,407	19,487	19,886	37,34,127	47,58,518	30,30,242	35,84,577	36,46,371
Belgium	40,678	55,985	59,797	55,795	59,682	70,71,726	88,11,857	84,75,892	99,90,700	1,24,20,114
France	68,914	83,666	83,058	75,207	85,627	1,15,57,291	1,34,62,522	1,21,75,249	1,37,47,880	1,58,06,122
Spain	42,311	35,625	42,995	50,837	17,075	71,84,514	50,77,095	60,98,367	88,10,647	29,32,240
Portugal (*including* Azores and Madeira)	2,735	1,027	4,630	2,581	3,634	4,14,340	1,47,448	6,73,399	4,81,194	6,84,066
Italy (*including* Fiume)	37,465	65,076	67,092	49,030	75,551	66,03,697	95,61,450	1,27,14,368	89,36,841	1,40,03,182
Austria	..	..	630	2,080	1,563	..	..	1,02,372	3,65,436	2,61,616
Hungary	..	..	1,024	1,579	2,010	..	..	1,55,260	2,92,190	3,56,316
Czechoslovakia	..	89	358	228	1,812	..	13,000	56,000	35,280	3,44,060
Yugoslavia (Kingdom of the Serbs, Croats and Slovenes)	..	..	..	124	315	..	..	..	24,000	50,419
Roumania	826	2,116	1,635	1,509	2,369	1,30,771	3,05,841	2,41,617	2,93,633	4,16,018
Greece (*including* Crete)	1,595	1,705	1,898	2,691	2,605	2,67,890	2,76,099	3,04,562	4,91,038	5,06,903
Japan	14,402	17,345	23,303	23,588	35,418	22,73,474	28,58,434	31,82,798	39,59,669	57,95,317
Formosa	307	315	448	92	45	49,200	42,050	67,500	14,810	7,750
China (exclusive of Hong-kong and Macao)	8,787	7,063	8,236	9,521	9,408	9,97,575	9,81,442	11,18,203	14,62,538	14,15,122
Egypt	5,401	8,499	8,764	12,348	5,814	8,76,709	12,18,010	13,03,300	20,78,570	10,65,263
Madagascar and Kerguelen	..	..	275	452	..	..	..	32,059	71,888	..
United States of America—Fid Atlantic Coast	33,564	40,958	49,324	77,401	85,599	64,30,363	72,50,509	72,19,988	1,81,99,274	1,52,70,256
„ Pacific „	2,385	1,749	2,231	2,093	2,606	4,39,330	2,94,090	3,89,925	4,48,534	6,45,345
Cuba	54	80	345	192	216	12,000	10,500	43,054	33,202	36,242
Mexico	134	235	617	847	1,630	25,760	46,506	88,470	1,42,945	2,97,820
Brazil	18,287	19,033	17,791	19,831	21,163	26,42,299	32,87,341	32,54,102	37,90,932	42,06,700
Uruguay	703	621	610	707	609	1,03,935	71,111	72,986	1,05,420	77,051
Argentine Republic (*including* the Atlantic Coast of Patagonia)	7,141	8,511	9,049	6,967	9,612	10,21,116	10,73,745	12,27,779	10,12,801	14,00,942
Chile (*including* the Pacific Coast of Patagonia)	..	440	2,636	749	2,979	..	71,180	2,37,097	1,18,270	5,20,303
Other Foreign Countries	..	9	..	..	7	..	1,440	..	..	1,500
TOTAL FOREIGN COUNTRIES	428,626	565,674	580,681	598,656	625,749	7,40,39,582	8,32,04,541	8,44,53,795	10,62,15,737	11,17,54,937
Share of Bengal	*561,609*	*744,193*	*751,575*	*769,570*	*819,060*	*9,70,81,810*	*10,86,95,796*	*10,85,75,917*	*13,67,39,586*	*14,73,94,080*
„ *Madras*	*1,454*	*4,005*	*899*	*1,754*	*1,531*	*2,21,449*	*6,30,911*	*1,35,687*	*3,36,744*	*3,15,599*
„ *Burma*	..	..	..	..	..	*110*	..	*13*	*10*	..
TOTAL	563,063	749,198	752,474	771,324	820,591	9,73,03,369	10,93,26,707	10,87,10,916	13,70,76,350	14,77,09,679
Twist and Yarn (III. Q)—	Lbs.	Lbs.	Lbs.	Lbs.	Lbs.					
United Kingdom (*including* Channel Islands)	24,564	23,520	20,335	80,747	71,436	4,648	3,265	2,403	10,599	9,251
Straits Settlements	72,760	91,504	85,120	237,870	452,925	8,245	9,587	8,547	24,170	44,253
Hongkong	1,792	8,850	44,327	18,627	12,320	448	582	5,104	1,750	1,665
Gold Coast (*including* British Mandated Territory of Togoland)	..	..	44,800	68,534	17,696	..	..	6,624	8,222	1,957
Nigeria (*including* British Mandated Territory of Cameroons)	..	..	67,200	87,810	68,412	..	..	9,937	10,659	7,541
Union of South Africa	215,536	225,474	184,594	166,846	171,339	30,129	33,809	24,359	22,283	24,097
Commonwealth of Australia	61,212	51,088	123,760	89,792	6,256	9,053	7,388	15,514	12,268	775
Other British Possessions	7,889	13,800	14,690	35,846	79,884	1,448	1,766	1,681	4,033	9,758
TOTAL BRITISH EMPIRE	383,753	408,636	584,841	781,072	880,218	53,906	56,397	74,169	93,984	99,297

No. 11—*continued*

ARTICLES, AND COUNTRIES OF FINAL DESTINATION; ALSO SHARE OF EACH PROVINCE	QUANTITY					VALUE				
	1932-33	1933-34	1934-35	1935-36	1936-37	1932-33	1933-34	1934-35	1935-36	1936-37
Textiles—*continued*						R	R	R	R	R
Jute—*continued*										
***Twist and Yarn* (III. Q)—continued**	Lbs.	Lbs.	Lbs.	Lbs.	Lbs.					
Netherlands	..	..	..	35,914	11,200	..	..	..	6,587	1,400
Japan	..	..	125,000	812,714	685,730	..	..	15,624	1,01,616	85,747
China (*exclusive* of Hongkong and Macão)	1,675	2,805	24,981	3,359	30,830	432	301	4,495	653	5,074
French West Africa (*including* French Mandated Territories of Togoland and Cameroons)	..	..	..	58,240	26,208	..	..	..	7,556	2,898
Portuguese East Africa	259,502	252,040	324,757	602,508	238,975	32,946	30,076	35,485	57,804	29,563
United States of America Via Atlantic Coast	..	..	..	..	2,553,725	..	..	..	..	2,08,010
Brazil	112,000	67,200	..	..	..	15,662	8,440	..	..	..
Paraguay	44,800	13,440	72,469	44,800	207,979	4,864	1,500	6,387	3,800	27,803
Uruguay	267,620	140,800	171,160	115,000	242,877	28,687	14,138	40,801	12,464	28,236
Argentine Republic (*including* the Atlantic Coast of Patagonia)	7,322,043	3,698,960	3,760,085	2,449,021	6,233,545	7,51,781	3,57,242	3,10,594	2,09,290	5,41,427
Peru	13,996	138,148	196,800	110,148	156,847	2,201	12,968	23,163	13,271	21,695
Other Foreign Countries	5,650	87,074	24,681	21,270	77,394	788	10,649	2,793	2,749	8,776
TOTAL FOREIGN COUNTRIES	8,027,286	4,409,467	4,699,933	4,252,974	10,485,310	8,37,308	4,35,313	4,39,282	4,15,790	9,60,629
Share of Bengal	*3,411,939*	*4,313,103*	*5,384,774*	*5,034,046*	*11,345,528*	*3,91,269*	*4,91,710*	*5,13,451*	*5,99,774*	*10,59,926*
MANUFACTURES—										
***Canvas* (III. Q)—**	Yards	Yards	Yards	Yards	Yards					
Commonwealth of Australia	..	5,000	28,260	67,172	46,050	..	1,000	7,428	19,418	12,614
New Zealand	..	..	..	8,500	83,750	..	..	..	2,245	20,690
Other British Possessions	12,320	5,190	12,960	1,355	2,348	5,025	1,644	3,740	534	669
TOTAL REVIEW EMPIRE	12,320	10,190	41,220	77,027	132,148	5,025	2,644	11,168	22,197	33,973
Argentine Republic (*including* the Atlantic Coast of Patagonia)	50,000	..	..	..	..	..	..	..	..	..
Other Foreign Countries	11,118	4,873	3,236	2,856	22,637	3,253	2,550	2,468	917	5,061
TOTAL FOREIGN COUNTRIES	61,118	4,873	3,236	3,856	22,637	15,754	2,550	2,468	917	5,061
Share of Bengal	*60,608*	*9,561*	*41,449*	*76,217*	*151,892*	*18,329*	*2,732*	*11,934*	*21,352*	*38,368*
" *Bombay*	*11,716*	*1,351*	*2,616*	*4,666*	*2,963*	*4,280*	*334*	*1,397*	*1,262*	*669*
" *Sind*	*1,100*	*4,116*	..	..	..	*350*	*2,605*	..	..	..
" *Madras*	*20*	*45*	*400*	..	..	*20*	*23*	*500*	..	..
TOTAL	73,438	15,063	44,456	80,883	154,785	20,779	5,194	13,631	23,114	39,034
***Sacking gunny bags* (III. Q)—**	No.	No.	No.	No.	No.					
United Kingdom (*including* Channel Islands)	19,959,732	13,071,842	15,518,520	14,456,842	22,068,183	55,31,170	46,26,969	39,80,898	37,74,238	48,25,680
Irish Free State*	—	30,000	22,900	60,000	46,500	—	4,900	6,026	16,200	11,671
Cyprus	192,200	199,297	366,726	391,000	700,500	35,253	39,147	70,242	81,967	1,22,543
Palestine	79,000	68,200	139,900	284,600	376,300	19,209	20,759	32,287	72,266	88,019
Aden and Dependencies	196,012	124,500	127,665	264,080	210,900	48,948	30,471	30,069	62,865	45,520
Bahrein Islands	19,700	7,576	7,350	6,500	25,100	5,669	1,930	1,906	2,230	5,024
Ceylon (*excluding* Maldives)	828,360	878,886	1,083,589	168,821	130,262	68,816	2,03,512	2,47,711	40,628	27,648
Straits Settlements	14,754,200	14,068,710	4,516,800	4,968,350	4,510,728	38,91,865	35,46,487	12,40,802	13,72,072	11,77,209
Federated Malay States	20,000	8,000	17,000	2,300	20,800	3,100	1,700	6,112	681	3,891
Hongkong	24,310,100	18,078,900	10,828,400	8,949,200	11,189,200	62,90,218	41,84,087	26,48,571	21,14,956	22,35,610
Gambia	18,500	804,500	200,250	429,464	220,150	6,399	76,774	56,420	1,07,653	50,381
Sierra Leone	126,000	656,700	1,263,600	1,737,000	1,189,800	30,555	1,54,978	3,01,747	4,12,962	2,49,480
Gold Coast (*including* British Mandated Territory of Togoland)	2,477,450	3,243,350	3,103,319	6,069,650	3,691,450	6,92,562	8,30,692	7,69,485	15,12,777	8,41,889
Nigeria (*including* British Mandated Territory of Cameroons)	3,804,800	4,615,150	6,025,700	8,973,700	7,714,700	8,10,506	11,83,346	16,79,894	21,35,056	16,32,090
Union of South Africa	17,178,954	18,956,150	21,616,200	21,670,587	24,662,462	56,17,956	48,76,453	62,71,577	62,59,599	63,50,781
Zanzibar and Pemba	282,650	240,000	178,000	153,600	326,850	80,175	60,762	44,496	39,011	77,065

* Included in the "United Kingdom" prior to 1933-34.

No. 11—*continued*

ARTICLES AND COUNTRIES OF FINAL DESTINATION; ALSO SHARE OF EACH PROVINCE	QUANTITY					VALUE				
	1932-33	1933-34	1934-35	1 35-36	1936-37	1932-33	1933-34	1934-35	1935-36	1936-37
Textiles—*continued*										
Jute—*continued*						R	R	R	R	R
MANUFACTURES—*continued*										
Sacking gunny bags (III. Q)—continued	No.	No.	No.	No.	No.					
Kenya Colony	5,646,223	4,874,850	4,260,903	6,070,108	6,610,550	15,21,160	11,58,605	10,70,631	14,72,376	14,44,523
Tanganyika Territory	430,900	781,400	1,030,000	1,246,600	2,116,500	95,224	1,61,787	2,29,636	2,78,610	3,42,032
Anglo-Egyptian Sudan	1,830,800	2,608,250	3,286,250	3,650,400	4,245,750	5,42,209	7,94,295	9,35,452	10,08,578	9,71,116
Mauritius and Dependencies	2,514,024	3,225,900	3,859,400	3,373,500	3,168,800	6,46,690	8,06,864	9,47,819	8,84,728	7,23,748
Seychelles	40,650	52,500	30,700	63,000	33,300	14,580	13,278	9,305	14,798	7,295
Canada—										
Via Atlantic Coast	62,600	22,859	54,900	..	178,200	18,225	5,716	14,116	..	28,279
,, Pacific ,,	284,000	2,000	38,900	216,400	932,600	75,732	500	9,488	45,581	1,50,337
British West India Islands (*excluding* Bahamas)	3 444,587	4,532,600	3,366,990	4,619,331	5,484,256	11,08,221	12,65,907	9,08,345	12,66,566	12,76,692
British Honduras	20,000	87,200	78,600	105,200	96,200	6,800	25,524	20,771	25,202	21,231
British Guiana	1,833,800	2,075,396	1,541,400	2,248,603	2,356,500	5,81,075	4,79,300	3,59,775	5,24,388	4,29,758
Commonwealth of Australia	91,003,658	70,927,766	47,255,694	55,059,275	68,730,614	2,77,98,516	1,95,42,307	1,42,94,870	1,61,20,275	1,79,04,526
Territory of Papua	1,046,550	898,900	1,009,060	1,099,400	1,661,270	3,02,558	2,14,559	2,30,236	2,59,774	3,56,999
New Zealand	5,120,709	7,501,550	8,461,600	8,104,300	11,009,300	22,24,175	26,15,760	27,59,110	24,29,519	27,38,651
Fiji Islands	289,500	269,000	300,900	306,400	313,100	70,257	69,641	72,260	72,116	68,437
Other British Possessions	32,600	..	400	..	12,200	10,269	..	100	..	2,464
TOTAL BRITISH EMPIRE	196,803,204	172,677,232	141,077,516	154,748,453	184,023,025	5,81,49,308	4,64,96,463	3,02,52,663	4,24,02,662	4,42,70,829
U. S. S. R.—										
Southern	319,052	911,500	1,310,000	15,000	..	87,553	2,08,072	3,13,200	3,600	..
Pacific Ports (in Asia)	5,904,100	..	..	..	..	15,23,666	..	..	..	..
Sweden	..	..	30,000	..	55,000	..	..	7,200	..	9,612
Norway	5,000	176,000	202,000	408,500	1,185,900	3,030	32,450	62,044	1,11,991	2,38,338
Poland (*including* Danzig)	..	..	..	..	27,500	..	..	..	..	5,450
Denmark	74,900	145,200	..	..	..	21,380	33,942	..	..	..
Germany	2,623,148	1,507,600	903,800	1,762,800	2,854,050	3,17,771	4,15,318	2,19,982	4,35,294	5,70,854
Netherlands	1,153,800	1,566,200	1,102,900	2,107,200	1,970,300	2,80,004	3,51,004	2,53,811	4,77,025	3,91,413
Belgium	6,709,700	9,118,400	8,871,800	9,239,400	11,324,200	14,50,598	19,77,501	16,12,396	17,25,142	20,78,694
France	685,102	679,175	650,000	684,600	1,064,800	1,83,532	1,65,806	1,72,703	1,76,134	2,25,724
Italy (*including* Fiume)	110,000	134,000	..	1,000	34,400	19,350	24,175	..	250	6,824
Bulgaria	43,800	54,000	10,000	30,000	83,200	12,541	13,190	2,700	7,807	20,312
Roumania	465,800	630,086	464,300	334,500	551,100	1,32,288	1,60,469	1,16,576	84,008	1,21,919
Greece (*including* Crete)	1,141,200	1,670,050	2,655,015	2,849,675	2,963,720	2,93,643	3,57,336	5,85,105	6,10,315	5,65,864
Turkey, European	2,126,693	2,617,770	1,040,750	2,057,000	3,022,550	7,53,909	7,94,581	3,30,041	5,56,395	3,23,608
Turkey, Asiatic	3,511,915	3,865,517	1,569,184	420,900	767,900	11,62,795	10,91,638	4,24,120	1,05,192	1,84,776
Syria	46,090	55,750	71,400	226,200	76,700	15,792	15,390	19 328	65,368	18,754
Muskat Territory and Trucial Oman	157,675	119,945	139,050	149,350	239,550	39,165	30,475	36,618	38,293	43,730
Iraq	856,864	1,091,567	935,700	1,571,900	2,701,047	2,55,337	2,92,228	2,52,435	4,33,675	6,98,521
Iran	227,540	303,100	167,450	345,750	1,290,825	68,635	90,831	51,835	82,892	2,65,961
Sumatra	799,000	617,000	794,300	898,450	1,929,259	2,06,385	1,47,928	1,93,042	2,13,285	4,30,741
Java	13,402,793	12,630,450	9,640,450	12,998,300	26,627,000	40,84,112	33,65,708	25,67,932	35,58,592	66,55,692
Borneo (Dutch)	338,000	502,600	325,600	669,700	631,200	88,235	1,15,256	76,071	1,62,072	1,36,752
Celebes and other Islands	1,272,400	2,602,000	2,604,400	2,644,400	3,395,700	3,61,613	6,28,347	5,78,390	6,44,934	7,21,808
Siam	11,515,300	12,670,800	42,226,400	31,010,300	21,579,900	30,94,656	30,45,619	97,85,084	72,66,990	47,44,432
French Indo-China	8,545,217	7,402,100	11,823,300	19,803,300	25,375,000	22,38,467	16,79,592	26,93,164	43,75,401	53,64,635
Philippines	212,000	71,200	242,800	375,600	56,000	38,400	17,177	46,352	71,610	12,012
Japan	9,026,200	5,790,100	17,112,200	19,500,000	29,133,200	22,99,814	13,00,231	40,05,942	48,11,787	62,99,716
Formosa	2,701,200	1,330,000	3,156,200	1,990,000	4,178,400	7,44,712	3,52,955	7,45,862	5,18,537	9,45,879
China (*exclusive* of Hongkong and Macao)	406,000	606,500	1,168,200	747,600	2,308,800	1,05,550	1,31,158	2,73,776	1,60,525	4,65,581
Egypt	6,183,500	9,353,500	10,516,100	12,932,650	15,303,480	18,64,467	26,46,040	28,28,384	34,59,602	33,29,087

No. 11—*continued*

ARTICLES AND COUNTRIES OF FINAL DESTINATION ALSO SHARE OF EACH PROVINCE	QUANTITY					VALUE				
	1932-33	1933-34	1934-35	1935-36	1936-37	1932-33	1933-34	1934-35	1935-36	1936-37
						R	R	R	R	R
Textiles—*continued*										
Jute—*continued*										
MANUFACTURES—*continued*										
Sacking gunny bags (III. f)—concluded	No.	No.	No.	No.	No.					
Morocco (*a*)	436,900	—	—	—	—	1,13,799	—	—	—	—
Morocco, Spanish (*b*)	—	261,000	61,000	..	685,000	—	57,229	14,795	..	1,40,188
Morocco, French Protectorate (*b*)	—	..	..	..	357,200	—	..	..	..	71,511
Morocco, Tangier (*b*)	—	357,300	470,088	932,900	807,200	—	86,720	1,22,292	2,19,122	1,82,941
French West Africa (*including* French Mandated Territories of Togoland and Cameroons)	473,550	946,050	2,190,650	5,384,600	5,265,000	1,27,438	2,89,002	5,44,156	13,04,945	11,57,326
Liberia	..	2,400	..	16,500	252,600	..	588	..	4,207	47,876
Belgian Congo (*including* Ruanda-Urundi)	..	..	..	..	1,249,000	..	..	..	..	2,63,822
Portuguese West Africa	1,670,700	1,587,324	2,457,450	1,079,300	1,567,850	4,79,861	4,06,040	6,20,097	2,76,367	3,73,342
Portuguese East Africa	9,442,899	9,128,691	10,914,901	12,796,676	15,081,600	26,51,950	22,82,598	27,76,945	29,92,239	32,75,649
Madagascar and Kerguelen	1,316,649	1,997,021	891,800	609,000	1,629,572	3,05,458	4,46,634	1,93,783	1,40,385	3,27,476
Réunion	..	..	50,000	645,200	675,200	..	..	12,500	1,66,852	1,61,802
Italian East Africa (Somaliland and Eritrea)	182,000	311,400	232,700	158,000	14,700	48,129	78,655	62,047	42,414	2,758
French Somaliland	393,200	333,200	260,600	194,900	278,200	93,788	67,294	53,921	35,558	46,294
United States of America—*Vid* Atlantic Coast	270,000	620,000	209,800	70,400	200,000	76,560	1,04,767	55,668	17,764	44,313
„ Pacific „	313,200	356,234	580,500	213,500	360,000	81,197	74,879	1,28,266	50,425	67,993
Cuba	13,894,400	13,122,218	19,310,460	18,331,000	19,197,800	44,19,448	38,10,889	57,11,428	56,05,556	52,05,678
Hayti and St. Domingo	1,991,400	2,440,600	2,101,000	3,018,000	3,161,700	6,44,598	6,51,735	6,04,003	8,33,205	8,56,175
Porto Rico	4,224,200	3,361,600	5,795,600	5,034,100	6,155,600	14,65,030	8,91,419	15,13,547	12,97,011	14,24,172
French West Indies (Guadelope and Martinique)	20,400	..	..	..	..	5,358	..	..	..	..
Mexico	50,300	60,000	96,300	60,000	75,300	15,692	14,775	23,886	13,444	15,434
Guatemala	78,077	42,800	95,809	35,600	104,900	19,052	10,121	28,193	8,887	22,160
Honduras (not British)	..	..	3,000	20,100	146,000	..	..	817	4,422	35,085
San Salvador	108,400	3,000	3,000	..	..	35,126	849	810	..	..
Nicaragua	159,155	322,494	418,228	355,367	484,400	45,200	82,006	1,04,305	95,805	1,03,080
Costa Rica	250,950	351,700	160,300	74,350	303,100	70,428	85,670	38,078	17,752	63,236
Columbia	260,000	101,005	171,050	410,000	300,000	56,869	30,231	41,473	94,100	43,875
Panama (*including* Panama Canal Zone)	126,000	133,000	132,000	210,000	108,000	43,410	37,804	39,660	61,697	27,335
Venezuela	10,000	50,000	90,800	59,900	..	3,600	13,000	25,056	12,227	..
Dutch Guiana	170,300	84,800	144,900	221,800	272,100	48,176	19,142	35,647	54,932	55,473
French Guiana	..	..	800	..	39,000	..	..	160	..	8,115
Paraguay	395,000	350,000	715,000	100,000	100,000	62,866	55,173	1,14,878	12,750	20,660
Uruguay	..	40,000	..	..	..	..	6,225	..	..	..
Argentine Republic (*including* the Atlantic Coast of Patagonia)	3,305,950	2,253,400	2,864,800	3,689,250	3,135,950	11,13,227	6,64,105	8,84,489	11,00,451	8,24,156
Chile (*including* the Pacific Coast of Patagonia)	4,127,000	11,971,249	3,433,268	5,373,050	8,056,650	10,63,282	24,54,819	7,69,147	11,04,088	14,87,027
Peru	5,395,302	6,024,603	7,488,000	6,918,247	7,861,100	17,61,057	16,59,056	18,80,897	17,14,622	17,37,699
Ecuador	..	9,000	18,000	50,000	40,000	..	2,396	3,195	6,344	7,800
Bolivia	45,000	87,500	68,221	80,000	202,000	7,419	13,695	13,050	13,275	27,352
Hawaii	150	..	83,000	..	3,200	178	..	14,940	..	837
Other Islands in the Pacific	10,500	51,534	461,256	40,718	222,400	3,216	12,068	1,09,499	9,516	37,651
Other Foreign Countries	11,980	10,730	6,060	9,210	58,700	3,177	3,155	1,402	3,392	13,342
TOTAL FOREIGN COUNTRIES	129,401,251	135,668,863	161,701,640	191,964,743	239,694,715	3,71,10,252	3,38,42,807	4,47,92,581	4,74,55,032	5,35,62,422
Share of Bengal	*326,492,429*	*307,801,465*	*322,136,679*	*346,123,751*	*423,044,438*	*9,50,13,693*	*8,01,69,190*	*8,38,27,582*	*8,96,87,663*	*9,76,67,750*
„ *Bombay*	*511,464*	*382,868*	*452,273*	*311,359*	*405,975*	*1,96,051*	*1,27,719*	*1,70,158*	*94,679*	*1,09,834*
„ *Sind*	*179,050*	*156,011*	*182,400*	*253,060*	*250,600*	*46,662*	*40,788*	*46,123*	*68,538*	*53,661*
„ *Madras*	*19,462*	*2,316*	*4,504*	*8,135*	*6,012*	*2,829*	*641*	*577*	*1,632*	*964*
„ *Burma*	*2,050*	*3,356*	*3,300*	*19,900*	*6,720*	*325*	*432*	*769*	*5,194*	*1,042*
TOTAL { No. / = Tons	326,204,455 =359,285	308,346,095 =339,379	322,779,156 =350,158	346,713,196 =371,566	423,722,740 =451,101	9,52,59,530	8,03,83,770	8,40,45,194	8,98,57,695	9,78,38,251

(*a*) Discontinued from 1933-34.
(*b*) Separately specified from 1933-34.

No. 11—*continued*

ARTICLES AND COUNTRIES OF FINAL DESTINATION; ALSO SHARE OF EACH PROVINCE	QUANTITY					VALUE				
	1932-33	1933-34	1934-35	1935-36	1936-37	1932-33	1933-34	1934-35	1935-36	1936-37
Textiles—*continued*										
Jute—*continued*						R	R	R	R	R
MANUFACTURES—*continued*										
Hessian gunny bags (III. Q)—	No.	No.	No.	No.	No.					
United Kingdom (*including* Channel Islands)	26,511,007	27,001,550	32,454,000	36,825,696	46,280,756	51,97,617	51,93,078	63,15,455	74,46,837	86,12,870
Irish Free States (*a*)	—	195,000	1,995,000	2,346,000	5,994,000	—	35,500	3,20,466	4,49,510	9,26,085
Palestine	45,000	5,000	10,000	34,300	69,000	7,924	1,494	1,625	6,324	11,354
Ceylon (*excluding* Maldives)	16,000	..	..	41,554	22,262	1,780	..	..	19,814	9,344
Straits Settlements	17,500	15,000	35,000	600	104,000	2,625	2,600	4,709	90	9,570
Federated Malay States	..	..	..	..	319,000	..	..	..	..	48,449
Hongkong	611,000	1,310,000	44,000	..	977,800	1,34,700	2,09,124	7,440	..	1,27,890
Union of South Africa	917,500	1,456,000	2,352,100	3,273,250	3,962,000	90,282	2,10,427	2,81,557	4,23,797	4,24,248
Kenya Colony	30,000	45,300	77,000	107,000	153,000	3,725	4,818	7,780	11,232	12,718
Anglo-Egyptian Sudan	443,300	336,000	512,300	697,700	756,000	2,26,519	1,77,380	2,62,110	3,54,661	3,22,556
Canada—										
Vid Atlantic Coast	200,000	208,000	50,000	3,000	..	26,800	37,480	10,500	465	..
„ Pacific „	1,135,000	671,000	1,326,000	995,000	1,360,000	1,84,277	1,11,491	2,38,633	1,63,806	1,80,260
British West India Islands (*excluding* Bahamas)	..	..	50,00	90,000	6,000	..	..	6,031	12,968	810
Commonwealth of Australia	7,616,414	7,932,000	8,788,000	9,796,200	10,839,950	17,60,704	17,71,350	19,94,608	22,10,626	20,65,242
British Honduras	..	..	..	61,000	..	..	..	..	6,362	..
New Zealand	1,125,600	1,271,600	1,727,400	1,505,200	2,295,600	2,04,547	2,26,300	3,11,411	2,51,882	3,35,371
Other British Possessions	500	...	25,000	..	62,100	190	..	4,781	..	10,230
TOTAL BRITISH EMPIRE	38,668,911	40,446,450	49,445,800	55,776,500	75,141,468	78,47,120	79,86,037	97,67,166	1,11,58,374	1,30,96,992
U. S. S. R.—										
Southern	..	230,000	..	..	..	..	54,050	..	..	..
Finland	..	..	..	..	60,000	..	..	..	..	8,000
Sweden	75,000	30,000	60,000	33,000	143,000	15,950	6,100	12,797	7,198	29,318
Norway	748,500	628,500	346,500	569,000	1,841,700	1,67,941	1,50,176	81,894	1,31,071	3,91,106
Poland (*including* Danzig)	..	..	..	..	51,000	..	..	..	..	10,200
Germany	140,000	45,000	5,000	200,000	225,000	15,950	6,425	1,350	16,000	21,506
Netherlands	301,500	10,000	40,000	105,000	583,000	44,140	1,856	5,400	13,740	1,18,189
France	..	..	..	..	670,000	..	..	..	..	44,464
Italy (*including* Fiume)	5,000	10,000	..	41,700	15,000	1,006	2,037	..	7,310	2,238
Austria	50,000	..	..	..	..	7,000	..	..	..	..
Bulgaria	148,000	50,000	10,000	..	173,000	27,165	9,074	1,800	..	28,014
Roumania	63,000	79,000	50,000	67,000	10,000	8,400	11,636	6,412	14,099	1,200
Greece (*including* Crete)	389,500	150,000	245,000	841,000	1,601,500	47,455	15,648	49,300	1,28,546	1,69,830
Turkey, European	380,000	1,182,600	255,000	882,500	1,304,350	44,299	1,49,839	35,007	110,549	2,54,565
Turkey, Asiatic	607,300	337,500	358,000	50,000	770,000	79,021	67,763	41,671	7,300	1,04,800
Iraq	6,250	27,000	45,000	2,344,000	890,000	1,875	5,452	9,200	2,29,177	67,624
Java	195,000	180,500	203,000	..	30,000	27,074	17,705	33,436	..	3,400
Borneo (Dutch)	210,600	105,000	150,000	360,000	240,000	23,225	13,705	23,000	54,837	33,800
Siam	321,000	159,500	200,000	80,000	250,000	53,230	27,956	33,200	11,700	45,287
French Indo-China	42,500	..	..	..	..	9,050	..	..	..	..
Philippines	5,467,200	6,309,800	4,229,800	4,919,200	4,803,400	11,50,853	12,24,247	8,14,010	9,14,759	8,03,000
Japan	410,000	440,000	1,043,000	191,000	1,145,250	89,328	62,350	1,84,859	23,460	1,38,250
Egypt	6,664,650	8,124,250	8,473,650	10,588,750	11,020,200	16,12,356	25,28,518	26,97,659	29,15,568	28,12,181
Tripoli (Libya)	45,000	20,000	30,000	..	..	6,300	2,550	3,750	..	..
Morocco (*b*)	40,000	—	—	—	—	7,500	—	—	—	—
Morocco, Spanish (*c*)	—	10,000	..	..	125,400	—	2,150	..	..	21,237
Morocco, Tangier (*c*)	—	61,000	68,000	50,000	20,000	—	11,224	13,721	10,087	3,456
French West Africa (*excluding* French Mandated Territories of Togoland and Cameroons)	..	..	..	80,700	..	..	..	..	20,175	..
Portuguese East Africa	2,485,500	2,582,532	3,290,500	2,775,000	3,637,300	1,76,284	1,84,180	2,75,843	2,74,215	3,10,211
United States of America—										
Vid Atlantic Coast	903,000	270,000	125,000	..	4,000	2,17,875	39,575	15,187	..	1,000
„ Pacific „	11,284,400	6,907,000	11,005,000	16,070,000	15,810,000	20,77,278	9,75,891	15,55,545	21,35,488	18,43,603
Hayti and St. Domingo	60,000	140,000	290,000	383,000	780,000	16,212	18,800	33,168	40,038	82,919
Porto Rico	20,000	..	50,000	..	147,000	2,150	..	15,500	..	15,665
Mexico	..	10,000	..	50,000	5,000	..	1,300	..	9,000	512
Honduras (Not British)	..	..	..	..	309,000	..	..	..	..	34,206
Sansalvador	50,000	..	..	..	..	11,812	—	..	..	..
Costa Rica	70,000	70,000	75,000	25,000	35,000	8,094	10,575	9,312	3,000	4,150

(*a*) Included in the "United Kingdom" up to 1932-33.
(*b*) Discontinued from 1933-34.
(*c*) Separately specified from 1933-34.

No. 11—*continued*

ARTICLES, AND COUNTRIES OF FINAL DESTINATION; ALSO SHARE OF EACH PROVINCE	QUANTITY					VALUE				
	1932-33	1933-34	1934-35	1935-36	1936-37	1932-33	1933-34	1934-35	1935-36	1936-37
						R	R	R	R	R
Textiles—*continued*										
Jute—*continued*										
MANUFACTURES—*continued*										
Hessian Gunny bags (III. Q)—continued	No.	No.	No.	No.	No.					
Paraguay	480,000	720,000	570,000	50,000	100,000	47,525	85,613	65,000	4,750	8,000
Argentine Republic (*including* the Atlantic Coast of Patagonia)	85,000	6,540,000	50,000	50,000	112,000	8,100	8,71,838	5,000	4,750	9,516
Chile (*including* the Pacific Coast of Patagonia)	273,500	301,000	630,000	460,000	655,000	39,942	46,811	99,563	70,667	85,897
Equador	..	20,000	..	..	50,000	..	2,400	..	..	6,124
Hawaii	18,141,400	17,113,400	18,798,600	15,176,000	20,342,900	23,93,187	23,04,139	26,47,878	19,74,969	24,81,460
Other Foreign Countries	649,200	29,200	38,300	18,700	98,850	8,387	6,154	8,287	3,805	15,846
TOTAL FOREIGN COUNTRIES	50,212,000	52,851,782	50,724,350	56,410,550	68,557,850	84,68,811	89,17,723	87,19,184	91,30,272	1,00,11,273
Share of Bengal	*88,568,311*	*93,292,982*	*100,152,450*	*118,184,050*	*143,670,406*	*1,43,13,821*	*1,69,02,393*	*1,84,20,063*	*2,02,88,054*	*2,31,00,917*
„ *Bombay*	*600*	*5,250*	*17,700*	*3,000*	*19,150*	*600*	*1,361*	*6,287*	*693*	*6,334*
„ *Madras*	..	..	..	..	*9,762*	..	..	..	..	*3,844*
„ *Burma*	*12,000*	..	..	..	..	*2,910*	..	..	..	..
TOTAL { No. / =Tons	88,580,911 =38,917	93,298,232 =41,792	100,170,150 =45,614	112,187,050 =54,160	143,699,318 =64,778	1,43,15,431	1,69,03,759	1,84,26,350	2,02,88,046	2,31,08,265
Total Gunny bags (III. Q)—	No.	No.	No.	No.	No.					
United Kingdom (*including* Channel Islands)	46,470,829	45,073,392	47,972,520	51,282,533	70,288,939	1,07,28,817	98,25,047	1,03,96,353	1,13,21,070	1,34,28,550
Irish Free State (a)	—	225,000	2,017,900	2,406,000	6,040,500	—	40,400	3,26,492	4,65,710	9,37,756
Cyprus	192,200	199,297	236,726	391,900	732,600	35,258	39,147	70,242	81,967	1,26,593
Palestine	124,000	93,200	140,900	318,900	445,300	27,124	22,253	33,913	78,590	99,373
Aden and Dependencies	196,012	124,800	127,665	264,080	210,900	48,943	30,471	30,069	62,865	45,520
Bahrein Islands	19,700	7,576	7,350	6,800	25,100	5,669	1,930	1,906	2,230	5,024
Ceylon (*excluding* Maldives)	344,340	378,886	1,088,589	210,375	152,524	69,996	2,03,512	2,47,711	60,437	36,987
Straits Settlements	14,771,700	14,078,710	4,551,800	4,968,950	4,614,728	38,94,490	35,49,087	12,45,517	13,72,162	11,86,779
Federated Malay States	20,000	8,000	17,000	2,300	339,800	3,190	1,709	6,112	681	52,340
Hongkong	24,921,100	19,388,900	10,872,400	8,949,200	12,167,000	64,25,018	41,03,161	26,56,011	21,14,956	23,03,800
Gambia	18,500	304,500	200,250	429,464	220,150	6,399	76,774	56,420	1,07,653	50,381
Sierra Leone	126,000	656,700	1,263,600	1,737,000	1,189,800	30,355	1,54,978	3,01,747	4,12,962	2,49,480
Gold Coast (*including* British Mandated Territory of Togoland)	2,477,450	3,243,350	3,103,819	6,069,650	3,691,450	6,92,565	8,30,692	7,69,485	15,12,777	8,41,889
Nigeria (*including* British Mandated Territory of Cameroons)	3,304,800	4,615,150	6,925,700	8,973,700	7,723,700	8,10,503	11,38,346	16,79,394	21,35,056	16,33,890
Union of South Africa	18,096,454	15,412,150	23,968,700	24,943,787	28,624,462	57,14,138	45,86,880	65,53,134	66,83,326	67,74,979
Zanzibar and Pemba	282,650	240,000	178,000	153,600	326,850	80,179	60,262	44,496	39,011	77,065
Kenya Colony	5,676,223	4,920,150	4,337,903	6,177,103	6,763,550	15,24,935	11,63,418	10,78,411	14,83,608	14,57,236
Tanganyika Territory	430,900	781,400	1,050,000	1,246,600	2,128,500	95,224	1,61,787	2,23,636	2,73,610	3,44,522
Anglo-Egyptian Sudan	2,274,100	3,144,250	3,798,550	4,348,100	5,001,750	7,63,328	9,71,675	12,03,562	13,63,239	12,93,672
Mauritius and Dependencies	2,514,024	3,225,900	3,859,400	3,373,500	3,163,800	6,46,693	8,06,864	9,47,819	8,81,728	7,23,748
Seychelles	40,650	52,500	80,700	63,000	33,300	14,590	13,278	9,305	14,798	7,295
Canada— *Vid* Atlantic Coast	262,600	230,359	104,900	3,000	178,200	45,025	43,196	24,616	405	28,270
„ Pacific	1,419,000	673,030	1,364,900	1,211,400	2,292,600	2,00,009	1,11,991	2,48,181	2,09,387	3,30,597
British West India Islands (*excluding* Bahamas)	3,444,537	4,582,600	3,416,990	4,709,351	5,490,256	11,09,251	12,65,907	9,14,376	12,79,534	12,77,502
British Honduras	20,000	87,200	78,600	166,200	96,200	6,800	25,514	20,7,1	31,564	21,201
British Guiana	1,833,900	2,075,396	1,566,400	2,248,600	2,356,500	5,81,075	4,79,300	3,64,556	5,24,388	4,89,758
Commonwealth of Australia	96,625,067	78,859,765	56,623,694	64,655,475	79,570,564	2,05,59,220	2,13,13,657	1,62,89,478	1,81,80,901	1,99,69,768
Territory of Papua	1,046,550	898,900	1,009,060	1,099,400	1,661,270	3,02,558	2,14,559	2,30,236	2,59,774	3,56,099
New Zealand	6,246,309	8,773,150	10,189,000	9,609,500	13,304,900	24,29,722	28,42,069	30,70,521	26,91,401	30,74,022
Fiji Islands	239,900	269,000	300,900	306,400	313,100	70,297	69,641	72,260	72,116	68,437
Other British Possessions	32,700	..	400	..	21,200	10,422	..	100	..	4,354
TOTAL BRITISH EMPIRE	237,650,115	213,123,682	190,523,316	210,524,953	259,169,493	6,50,96,431	5,44,82,500	4,90,19,829	5,35,61,086	5,78,67,821

(a) Included in the "United Kingdom" prior to 1933-34.

No. 11—*continued*

ARTICLES, AND COUNTRIES OF FINAL DESTINATION; ALSO SHARE OF EACH PROVINCE	QUANTITY					VALUE				
	1932-33	1933-34	1934-35	1935-36	1936-37	1932-33	1933-34	1934-35	1935-36	1936-37
						R	R	R	R	R
Textiles—continued										
Jute—continued										
MANUFACTURES—*continued*										
Total Gunny bags (III. Q) —*continued*	No.	No.	No.	No.	No.					
U. S. S. R.—										
Southern	819,652	1,141,500	1,310,000	15,000	..	87,553	2,62,122	3,13,200	3,600	..
Pacific Ports (in Asia)	5,904,100	..	..	..	..	15,23,666	..	..	..	..
Finland	..	..	..	..	60,000	..	..	..	..	8,000
Sweden	75,000	30,000	90,000	33,000	198,000	15,950	6,100	19,997	7,192	38,930
Norway	753,500	804,500	548,500	977,500	3,027,600	1,70,941	1,82,626	1,43,938	2,43,062	6,29,444
Poland (*including* Danzig)	..	..	..	..	78,500	..	..	..	..	15,650
Denmark	74,900	145,200	..	..	..	21,380	33,942	..	..	..
Germany	2,763,148	1,552,600	908,800	1,962,800	3,079,050	8,33,721	4,21,743	2,21,382	4,51,294	5,92,360
Netherlands	1,455,800	1,575,200	1,142,900	2,212,200	2,553,300	3,24,144	3,52,020	2,58,711	4,90,705	5,09,602
Belgium	6,709,700	9,123,400	8,871,800	9,240,100	11,340,200	14,50,598	19,78,663	16,12,396	17,25,268	20,79,448
France	685,102	679,175	650,000	684,600	1,734,800	1,83,532	1,65,806	1,72,703	1,76,134	2,70,178
Italy (*including* Fiume)	115,000	144,000	..	42,700	49,400	20,356	26,212	..	7,560	9,112
Austria	50,000	..	..	..	..	7,000	..	..	..	..
Bulgaria	191,800	104,000	20,000	30,000	256,200	39,706	22,264	4,500	7,800	48,326
Roumania	528,800	709,086	514,300	401,500	561,100	1,40,688	1,72,105	1,22,938	98,107	1,23,119
Greece (*including* Crete)	1,530,700	1,820,050	2,930,015	3,690,675	4,465,226	3,41,098	3,72,984	6,34,405	7,33,861	7,35,694
Turkey, European	2,506,693	3,800,370	1,295,750	2,939,500	4,326,900	7,93,199	9,44,420	3,65,948	6,67,444	10,78,173
Turkey, Asiatic	4,149,215	4,203,017	1,907,184	470,900	1,587,900	12,45,806	11,59,391	4,65,800	1,12,492	2,89,576
Syria	46,099	55,750	71,400	226,200	106,700	15,792	15,390	19,328	65,368	22,054
Muskat Territory and Trucial Oman	157,675	119,945	139,050	149,350	239,550	39,165	30,475	36,618	38,293	48,730
Iraq	863,114	1,118,567	980,700	3,915,900	3,591,047	2,57,212	2,97,680	2,61,635	6,62,852	7,06,145
Iran	227,540	397,800	182,450	348,750	1,309,675	68,635	91,787	54,872	83,484	2,70,217
Sumatra	799,000	622,900	794,800	898,450	1,929,259	2,06,385	1,49,126	1,93,042	2,13,285	4,30,741
Java	13,597,793	12,760,950	9,852,450	12,998,300	26,657,600	41,11,186	33,83,413	26,01,308	35,58,592	66,59,292
Borneo (Dutch)	548,600	607,600	475,600	1,029,700	871,200	1,16,460	1,28,941	99,071	2,16,009	1,70,552
Celebes and other Islands	1,272,400	2,602,000	2,604,400	2,644,400	3,395,700	3,61,613	6,28,347	5,78,390	6,44,934	7,21,808
Siam	11,886,300	12,830,300	42,426,400	31,090,300	21,829,900	31,47,886	30,73,575	98,18,284	72,78,690	47,89,719
French Indo-China	8,587,717	7,402,100	11,823,300	19,803,300	25,875,000	22,48,417	16,79,592	26,93,164	43,75,401	53,64,635
Philippines	5,679,200	6,381,000	4,472,600	5,294,800	4,859,400	11,98,258	12,41,424	8,60,362	9,86,369	8,15,912
Japan	9,436,200	6,230,100	18,155,200	19,790,000	30,278,450	23,88,142	13,62,581	41,40,801	48,35,267	64,37,986
Formosa	2,701,200	1,880,000	3,155,200	1,990,000	4,178,400	7,44,712	3,52,955	7,45,862	5,18,537	9,45,879
China (exclusive of Hongkong and Macao)	496,000	606,500	1,168,200	747,600	2,308,800	1,05,550	1,31,158	2,78,776	1,60,525	4,65,581
Egypt	12,848,450	17,477,750	18,989,750	23,521,400	26,923,686	34,76,523	51,74,558	55,26,043	63,69,230	61,42,168
Tripoli (Libya)	45,000	20,000	30,000	..	4,000	6,300	2,550	3,750	..	1,040
Morocco (*a*)	476,900	—	—	—	—	1,21,299	—	—	—	—
Morocco Spanish (*b*)	—	271,000	61,000	..	810,400	—	59,379	14,795	..	161,425
Morocco, French Protectorate (*b*)	—	..	..	..	367,200	—	..	..	..	73,311
Morocco Tangier (*b*)	—	418,300	538,088	982,906	827,200	—	98,004	1,36,013	2,29,209	1,86,397
French West Africa (*including* French Mandated Territories of Togoland and Cameroons)	473,550	946,050	2,190,650	5,465,300	5,265,900	1,27,438	2,39,602	5,44,156	13,25,120	11,57,326
Liberia	..	2,400	..	16,500	252,600	..	588	..	4,207	47,876
Belgian Congo (*including* Ruanda—Urundi)	..	..	..	..	1,249,900	..	..	..	..	2,,63,822
Portuguese West Africa	1,670,700	1,587,324	2,457,450	1,089,800	1,567,850	4,79,851	4,06,040	6,20,097	2,78,767	3,73,342
Portuguese East Africa	11,928,399	11,711,823	14,205,401	15,571,676	18,718,900	28,31,244	24,66,778	30,52,788	32,56,454	35,85,860
Madagascar and Kerguelen	1,330,849	2,001,521	2,06,600	609,000	1,644,572	3,03,708	4,47,489	1,97,278	1,40,385	329,955
Réunion	..	..	50,000	645,200	675,200	..	..	12,500	1,66,852	1,61,802
Italian East Africa (Somaliland and Eritrea)	182,000	811,400	232,700	158,000	14,700	48,129	73,655	62,047	42,414	2,758
French Somaliland	393,200	333,200	238,600	194,900	278,200	93,788	67,224	55,681	35,558	46,294
United States of America—*Via* Atlantic Coast	1,178,000	890,000	334,800	70,400	204,000	2,93,935	1,44,342	70,855	17,764	45,313
„ Pacific „	11,597,600	7,243,234	11,585,500	16,283,500	16,170,000	21,58,475	10,50,770	16,83,811	21,85,913	19,11,658

(*a*) Discontinued from 1933-34.
(*b*) Separately specified from 1933-34.

No. 11—*continued*

ARTICLES, AND COUNTRIES OF FINAL DESTINATION; ALSO SHARE OF EACH PROVINCE	QUANTITY					VALUE				
	1932-33	1933-34	1934-35	1935-36	1936-37	1932-33	1933-34	1934-35	1935-36	1936-37
						R	R	R	R	R
Textiles—*continued*										
Jute—*continued*										
MANUFACTURES—*continued*										
***Total gunny bags* (III. Q)—concluded**	No.	No.	No.	No.	No.					
Cuba	12,899,400	13,132,218	19,310,460	18,331,000	19,197,800	44,20,580	38,12,820	57,11,428	56,05,556	52,05,678
Hayti and St. Domingo	2,051,400	2,580,600	2,391,000	3,351,000	3,941,700	6,61,110	6,70,535	6,37,171	8,78,243	9,39,094
Porto Rico	4,844,200	3,361,600	5,845,600	5,034,100	6,302,600	14,67,180	8,91,419	15,29,047	12,97,011	14,39,887
French West Indies (Guadeloupe and Martinique)	20,400	..	..	..	..	5,356	..	..	..	..
Mexico	50,300	70,000	96,300	110,000	80,300	15,692	16,075	23,886	21,444	15,946
Guatemala	78,077	42,800	95,809	35,600	114,900	19,062	10,131	23,192	8,867	23,485
Honduras (Not British)	..	..	3,000	20,100	455,600	..	..	817	4,422	69,291
San Salvador	158,400	3,000	3,000	..	..	49,938	840	810	..	..
Nicaragua	159,155	322,494	418,228	355,367	484,400	45,200	82,006	1,04,805	95,805	1,05,080
Costa Rica	330,950	421,700	235,300	99,350	338,100	78,522	96,245	47,890	20,752	67,366
Columbia	260,000	101,005	171,050	410,000	300,000	56,869	30,231	41,473	94,100	48,875
Panama (*including* Panama Canal Zone)	126,000	138,000	132,000	210,000	108,000	43,410	37,804	39,660	61,687	27,335
Venezuela	10,000	50,000	90,800	59,900	..	3,600	13,000	25,056	12,227	..
Dutch Guiana	170,100	64,800	144,900	221,800	272,100	43,176	19,142	35,647	54,952	55,478
French Guiana	..	..	800	..	39,000	..	..	160	..	8,115
Paraguay	875,000	1,080,000	1,285,000	150,000	200,000	1,10,891	1,40,786	1,69,878	17,500	28,660
Uruguay	..	40,000	..	..	..	..	6,225	..	..	..
Argentine Republic (*including* the Atlantic Coast of Patagonia)	3,390,950	8,793,400	2,914,800	3,739,250	3,247,950	11,21,333	15,35,938	8,89,489	11,05,201	8,33,671
Chile (*including* the Pacific coast of Patagonia)	4,400,500	12,271,249	4,063,268	5,833,050	8,711,650	11,03,204	25,01,130	8,68,650	11,74,755	15,72,921
Peru	5,398,302	6,624,603	7,488,000	6,818,247	7,861,100	17,61,057	16,59,056	18,80,897	17,14,622	17,37,699
Ecuador	..	29,000	18,000	50,000	90,000	..	4,796	3,195	6,344	13,124
Bolivia	45,000	87,500	68,221	80,000	202,000	7,419	18,695	13,050	13,275	27,362
Hawaii	18,141,550	17,113,400	18,871,600	15,176,000	20,346,100	23,99,315	23,04,139	26,62,813	19,74,969	24,52,297
Other Islands in the Pacific	10,500	51,534	461,256	40,718	222,400	3,216	12,068	1,09,499	9,516	37,151
Other Foreign Countries	11,980	10,780	6,060	14,210	63,700	3,177	3,155	1,402	4,179	13,734
TOTAL FOREIGN COUNTRIES	179,425,251	188,520,545	232,425,990	248,375,293	308,252,565	4,55,78,560	4,27,60,029	5,35,11,715	5,65,85,305	6,35,75,695
Share of Bengal	*414,360,740*	*401,094,447*	*422,259,129*	*453,307,801*	*566,714,839*	*11,13,26,514*	*9,70,71,583*	*10,23,07,645*	*10,99,75,716*	*12,07,67,837*
„ Bombay	*512,064*	*388,113*	*469,973*	*314,350*	*425,125*	*1,96,651*	*1,29,080*	*1,76,440*	*95,271*	*1,14,168*
„ Sind	*179,050*	*166,011*	*182,400*	*250,060*	*259,600*	*46,662*	*40,788*	*46,123*	*68,538*	*68,661*
„ Madras	*19,462*	*2,386*	*4,504*	*3,135*	*15,774*	*2,829*	*641*	*677*	*1,622*	*4,808*
„ Burma	*14,050*	*3,365*	*3,200*	*19,900*	*6,720*	*2,336*	*432*	*759*	*5,194*	*1,048*
TOTAL { No. / Tons	415,085,326 / =398,202	401,644,327 / =381,171	422,949,306 / =395,772	458,900,246 / =425,726	567,422,058 / =515,879	11,15,74,991	9,72,42,529	10,25,31,544	11,01,46,341	12,09,41,516
***Sacking gunny cloth* (III. Q)—**	Yards	Yards	Yards	Yards	Yards					
United Kingdom (*including* Channel Islands)	3,215,975	4,104,119	4,290,875	6,150,267	9,289,221	4,44,488	5,06,836	5,39,766	8,31,062	12,41 803
Straits Settlements	15,000	..	4,000	492,000	4,000	1,800	..	475	72,035	400
Hongkong	36,000	16,000	10,000	27,000	97,000	5,010	3,360	1,000	2,569	15,545
Union of South Africa	..	33,000	35,000	..	43,000	..	6,315	5,975	..	5,856
Kenya Colony	10,000	10,000	19,504	42,504	95,504	1,150	950	2,032	4,481	10,102
Mauritius and Dependencies	40,000	42,000	20,000	57,000	65,000	8,000	4,980	2,637	7,115	6,800
Canada—										
Via Atlantic Coast	10,000	145,349	258,000	135,000	136,248	1,500	20,050	33,272	18,125	15,959
„ Pacific „	389,500	21,500	45,000	66,975	335,400	75,796	4,802	9,658	10,814	50,128
Commonwealth of Australia	4,531,646	1,788,800	2,057,218	2,653,160	2,330,000	5,69,407	2,20,017	2,56,083	3,41,786	2,84,159
New Zealand	83,406	209,200	139,206	127,827	212,891	14,728	32,964	19,531	21,088	29,455
Other British Possessions	..	500	5,130	1,250	7,000	..	90	943	215	595
TOTAL BRITISH EMPIRE	8,331,527	6,370,468	6,883,933	9,752,983	12,615,264	11,21,869	8,00,364	8,71,372	13,09,200	16,10,801

No. 11—*continued*

ARTICLES, AND COUNTRIES OF FINAL DESTINATION; ALSO SHARE OF EACH PROVINCE	QUANTITY					VALUE				
	1932-33	1933-34	1934-35	1935-36	1936-37	1932-33	1933-34	1934-35	1935-36	1936-37
Textiles—*continued*										
Jute—*continued*										
MANUFACTURES—*continued*						R	R	R	R	R
Sacking gunny cloth (III. Q)—continued	Yards	Yards	Yards	Yards	Yards					
Norway	2,842,400	0,999,550	5,165,000	7,652,700	5,252,500	5,19,637	12,83,906	8,56,350	13,25,990	8,20,883
Germany	2,000	..	..	..	200,600	300	..	..	..	81,136
Netherlands	..	2,000	..	543,800	..	..	221	..	72,387	..
Italy (*including* Fiume)	..	..	..	..	60,000	..	..	..	..	7,200
Turkey, European	23,000	182,005	2,184,200	1,050,000	2,599,680	2,990	23,691	2,45,463	1,15,487	2,74,185
Turkey, Asiatic	103,600	43,600	1,519,200	575,000	2,201,000	14,966	3,382	1,73,708	62,500	2,24,729
Sumatra	148,000	..	..	..	..	16,551	..	..	..	..
Borneo (Dutch)	10,600	25,000	45,000	64,000	77,000	900	4,700	4,000	5,390	5,546
Celebes and other Islands	65,000	170,000	75,000	195,000	225,000	7,800	15,928	8,700	19,550	22,524
French Indo-China	..	..	..	..	99,000	..	..	..	..	11,880
Philippines	70,000	117,000	254,180	306,000	70,000	10,574	16,515	37,572	50,813	8,400
Japan	..	..	..	..	119,500	..	..	..	..	12,912
Egypt	4,152,000	6,568,000	5,513,000	5,850,000	6,317,320	5,05,285	7,43,620	6,55,333	7,55,012	6,72,237
Portuguese East Africa	122,500	91,200	301,400	132,400	72,500	26,450	18,930	55,880	23,501	11,762
United States of America—*Vid* Atlantic Coast	1,450,107	1,211,500	1,121,800	676,736	779,160	2,81,027	1,74,818	1,53,747	97,486	95,359
„ Pacific „	1,163,849	2,597,994	1,905,360	1,236,000	482,750	1,82,457	4,20,920	3,10,381	2,11,572	81,578
Venezuela	55,000	120,000	60,000	35,481	33,000	6,700	13,561	6,669	4,315	3,885
Uruguay	..	..	..	100,000	..	..	..	..	10,250	..
Argentine Republic (*including* the Atlantic Coast of Patagonia)	5,939,000	9,004,685	6,890,000	6,310,524	6,354,392	9,50,731	9,35,255	7,53,335	7,08,791	6,56,324
Chile (*including* the Pacific Coast of Patagonia)	125,788	134,143	..	134,791	..	22,152	20,544	..	24,078	..
Ecuador	709,006	1,151,247	982,000	1,310,000	1,318,274	88,128	1,30,577	1,13,721	1,59,065	1,61,209
Other Foreign Countries	40,000	45,500	19,000	17,000	..	7,700	4,850	1,700	1,570	..
TOTAL FOREIGN COUNTRIES	17,026,340	28,463,424	26,035,090	26,189,432	26,270,676	29,54,440	38,19,813	33,76,559	36,47,707	31,02,699
Share of Bengal	*25,357,867*	*34,833,892*	*32,909,715*	*35,941,911*	*38,865,435*	*37,76,279*	*46,20,177*	*42,45,391*	*49,56,847*	*47,13,415*
„ *Bombay*	..	..	*13,304*	*504*	*504*	..	..	*2,540*	*150*	*84*
TOTAL { Yards / Tons	25,357,867 / =12,044	34,833,892 / =17,911	32,919,023 / =16,461	35,942,415 / =18,081	38,865,940 / =19,151	37,76,279	46,20,177	42,47,931	49,56,997	47,13,500
Hessian gunny cloth (III. Q)—	Yards.	Yards	Yards	Yards	Yards					
United Kingdom (*including* Channel Islands)	54,274,572	47,516,200	45,077,611	79,578,508	123,708,500	58,55,686	52,21,988	47,95,778	81,17,212	1,21,15,892
Irish Free State (*a*)	—	60,000	595,000	2,360,500	10,960,000	—	6,800	63,950	2,55,978	10,49,476
Palestine	12,000	24,000	83,000	72,000	62,000	1,275	2,790	10,325	6,100	5,995
Aden and Dependencies	78,000	125,500	93,500	138,000	69,460	11,352	21,617	12,742	17,800	10,727
Bahrein Islands	50,000	5,000	..	..	..	10,000	1,250	..	..	..
Ceylon (*excluding* Maldives)	2,316,262	2,552,866	2,258,705	1,797,000	2,096,490	2,75,035	3,35,775	2,98,180	2,30,642	2,41,692
Straits Settlements	2,676,521	1,889,501	2,795,729	9,891,540	15,790,508	3,11,733	2,33,727	3,26,494	10,30,549	16,58,761
Federated Malay States	140,000	400,000	274,000	198,500	484,000	15,444	49,241	33,859	21,978	57,113
Hongkong	468,000	1,500,000	621,000	455,000	1,615,000	66,443	2,57,059	70,534	60,276	2,04,770
Nigeria (*including* Br. Mandated Territory of Cameroon)	..	..	..	80,500	6,000	..	..	..	16,603	1,320
Union of South Africa	4,504,170	6,341,850	6,894,250	8,519,300	11,943,080	6,86,143	8,59,613	9,05,177	10,59,915	13,32,357
Zanzibar and Pemba	124,000	109,000	168,000	48,000	30,000	24,600	20,725	25,382	7,074	5,175
Kenya Colony	1,482,710	1,885,366	1,670,550	2,082,022	2,699,906	1,70,875	2,30,474	1,95,841	2,32,574	2,73,743
Tanganyika Territory	115,000	311,000	417,000	534,000	438,000	11,912	40,859	49,521	59,555	43,778
Anglo-Egyptian Sudan	34,000	50,000	3,000	50,000	22,000	4,990	8,072	525	8,250	3,000
Canada—*Vid* Atlantic Coast	58,696,529	74,797,400	61,531,000	66,443,700	87,470,200	58,03,690	81,83,750	63,54,517	65,75,837	77,62,538
„ Pacific „	6,376,000	5,130,568	6,612,000	8,786,000	11,951,436	6,22,782	5,64,803	6,41,089	8,48,382	10,04,497
Commonwealth of Australia	20,276,853	18,105,020	22,068,168	23,891,032	27,802,088	30,57,435	27,07,123	31,62,823	33,33,143	35,19,443
New Zealand	2,842,704	4,218,015	4,176,835	4,176,450	4,124,863	4,02,729	5,87,575	5,76,201	5,78,302	5,87,647
Other British Possessions	46,934	81,000	73,482	52,500	69,300	6,690	6,052	8,437	6,086	8,504
TOTAL BRITISH EMPIRE	154,513,055	165,002,886	155,412,825	208,654,618	301,351,831	1,23,38,674	1,92,89,299	1,75,31,485	2,24,66,256	2,97,36,488
U. S. S. R.—										
Southern	483,000	..	..	..	..	49,539	..	..	..	..
Sweden	..	60,000	..	..	56,000	..	5,400	..	..	4,795
Norway	595,000	1,345,000	222,000	1,252,000	2,213,000	59,203	1,65,000	21,217	1,22,150	1,91,182
Denmark	540,000	50,000	..	..	..	81,153	8,328	..	..	..
Germany	776,000	206,000	14,000	..	..	84,038	32,816	1,795	..	..
France	..	..	..	120,000	50,000	..	..	..	12,450	4,375

(*a*) Included in the "United Kingdom" prior to 1933-34.

No. 11—*continued*

ARTICLES, AND COUNTRIES OF FINAL DESTINATION; ALSO SHARE OF EACH PROVINCE	QUANTITY					VALUE				
	1932-33	1933-34	1934-35	1935-36	1936-37	1932-33	1933-34	1934-35	1935-36	1936-37
						R	R	R	R	R
Textiles—*continued*										
Jute—*continued*										
MANUFACTURES—*continued*										
Hessian gunny cloth (III. Q)—continued	Yards	Yards	Yards	Yards	Yards					
Italy (*including* Fiume)	..	..	..	..	90,000	..	..	..	..	7,387
Roumania	200,000	..	..	..	..	19,143	..	..	..	..
Greece (*including* Crete)	1,630,000	1,244,200	1,599,630	2,144,500	1,370,410	1,74,935	1,38,362	1,79,782	2,32 757	1,36,739
Turkey, European	2,862,000	1,834,000	4,654,000	1,112,000	2,872,000	2,76,507	1,83,731	4,55,050	1,08,260	2,55,515
Turkey, Asiatic	813,000	1,499,000	1,479,780	182,000	385,000	97,601	1,57,654	1,52,468	18,560	38,550
Iraq	718,592	473,500	888,462	1,011,310	1,061,840	1,02,516	72,824	1,12,418	1,30,912	1,20,828
Iran	1,192,700	644,995	1,106,170	51,400	2,459,500	2,06,378	1,23,729	1,78,101	7,080	2,64,909
Henjam Island	115,000	..	..	..	..	24,062	..	..	..	..
Sumatra	247,989	229,340	150,000	184,000	218,000	27,579	29,397	18,012	21,117	21,809
Java	642,500	761,900	535,000	702,000	1,055,000	75,182	85,132	67,201	72,982	1,03,935
Celebes and other Islands	2,000	..	..	10,000	95,000	100	..	..	1,150	10,100
Siam	11,000	95,000	390,000	10,200	23,700	1,380	11,525	44,650	1,350	2,426
French Indo-China	63,000	329,000	263,000	120,000	542,000	6,705	35,248	28,320	11,641	51,010
Philippines	20,862,000	17,702,600	12,411,000	17,182,000	26,074,200	33,21,797	27,50,934	18,54,638	22,61,411	32,13,120
Japan	382,000	20,000	1,090,000	1,432,500	561,400	41,997	2,400	1,25,591	1,69,663	55,010
China (*exclusive of* Hong-kong and Macao)	3,716,400	1,517,000	1,137 000	581,000	2,540,102	4,02,854	1,76,111	1,27,404	66,004	2,53,775
Egypt	2,416,500	4,767,059	4,105,000	4,096,000	3,832,000	2,57,555	5,06,830	5,65,240	4,07,512	3,46,256
Morocco—Tangier (a)	—	..	20,000	..	50,000	—	..	1,600	..	6,500
Liberia	..	..	..	..	74,000	..	..	..	..	6,370
Portuguese West Africa	63,000	85,000	5,000	20,000	22,000	6,590	8,200	500	2,400	2,680
Portuguese East Africa	1,347,000	1,076,775	1,722,100	1,506,300	1,765,565	1,68,364	1,48,329	2,25,074	1,95,097	2,14,752
United States of America—										
Vid Atlantic Coast	465,091,534	541,885,879	611,464,341	637,971,986	913,977,854	4,30,14,958	5,48,35,299	4,92,04,913	5,98,00,462	7,54,97,043
„ Pacific	81,105,378	101,537,554	95,384,686	135,150,140	124,802,710	76,05,253	1,04,46,918	96,86,341	1,29,86,171	1,08,16,016
Cuba	230,000	80,000	78,215	318,500	310,000	21,037	9,262	11,042	30,642	27,091
Porto Rico	..	30,000	100,000	50,000	110,000	..	3,000	10,000	5,000	10,937
Costa Rica	..	..	..	..	100,000	..	..	..	..	6,874
Columbia	70,000	90,000	172,000	200,000	650,000	5,744	8,312	15,547	16,412	50,976
Panama (*including* Panama Canal Zone)	1,050,000	..	..	550,000	..	85,000	..	..	44,800	..
Paraguay	175,000	180,000	60,000	70,000	150,000	18,637	19,175	7,000	7,000	13,250
Uruguay	9,634,661	10,211,000	7,842,000	2,484,000	9,206,000	10,02,584	11,61,290	8,47,000	2,54,147	9,11,675
Argentine Republic (*including* the Atlantic Coast of Patagonia)	231,573,000	160,577,048	222,314,600	159,969,600	267,389,390	2,37,64,052	1,83,57,837	2,37,47,560	1,74,83,696	2,71,72,637
Chile (*including* the Pacific Coast of Patagonia)	777,000	536,000	598,000	1,010,000	1,471,280	66,549	49,979	55,424	90,833	1,12,667
Peru	2,142,000	3,012,000	3,926,000	3,899,500	3,613,000	1,90,106	2,90,145	3,63,144	3,53,640	2,89,050
Ecuador	110,000	470,000	259,000	226,000	279,940	12,599	69,668	34,659	27,679	33,147
Other Foreign Countries	133,000	104,534	149,900	101,740	197,800	15,473	12,994	8,486	11,804	19,265
TOTAL FOREIGN COUNTRIES	831,819,254	852,744,385	875,141,884	973,719,376	1,369,648,691	8,12,85,191	8,99,06,779	8,81,50,267	9,49,49,782	12,02,95,351
Share of Bengal	*984,900,817*	*1,016,652,249*	*1,029,551,847*	*1,131,990,500*	*1,669,951,282*	*9,83,36,862*	*10,89,93,788*	*10,54,92,446*	*11,73,52,396*	*14,98,88,468*
„ *Bombay*	*1,394,892*	*868,022*	*891,697*	*197,144*	*278,200*	*2,21,783*	*1,73,059*	*1,67,902*	*37,220*	*41,155*
„ *Sind*	*2,200*	*1,000*	*42,278*	*25,450*	*3,100*	*450*	*250*	*9,694*	*7,247*	*945*
„ *Madras*	*35,000*	*226,000*	*68,000*	*190,900*	*767,940*	*4,709*	*29,981*	*11,660*	*19,175*	*1,01,881*
TOTAL { Yards / Tons	986,332,909 =257,109	1,017,747,271 =262,475	1,030,554,209 =264,205	1,182,373,994 =299,890	1,671,000,522 =422,932	9,86,23,804	10,91,96,078	10,56,81,702	11,74,16,038	15,00,31,889

(a) Separately shown from 1933-34.

No. 11—*continued*

ARTICLES, AND COUNTRIES OF FINAL DESTINATION; ALSO SHARE OF EACH PROVINCE	QUANTITY					VALUE				
	1932-33	1933-34	1934-35	1935-36	1936-37	1932-33	1933-34	1934-35	1935-36	1936-37
						R	R	R	R	R
Textiles—*continued*										
Jute—*continued*										
MANUFACTURES—*continued*										
Total Gunny cloth (XII. Q)—	Yards	Yards	Yards	Yards	Yards					
United Kingdom (*including* Channel Islands)	57,490,547	51,620,819	49,368,486	85,728,775	132,997,721	63,00,169	57,28,824	53,35,544	89,48,274	1,33,57,695
Irish Free State (a)	—	60,000	595,000	2,360,500	10,960,000	—	6,800	63,950	2,55,978	10,49,476
Palestine	12,000	2,400	83,000	72,000	62,000	1,275	2,790	10,325	6,100	5,995
Aden and Dependencies	78,000	125,500	93,500	138,000	69,460	11,352	21,617	12,742	17,800	10,727
Bahrein Islands	50,000	5,000	..	..	—	10,000	1,250	..	..	—
Ceylon (*excluding* Maldives)	2,816,202	2,553,366	2,263,835	1,798,250	2,096,490	2,75,035	3,35,865	2,99,123	2,30,857	2,41,692
Straits Settlements	2,691,521	1,839,501	2,799,729	9,883,540	15,794,508	3,13,533	2,33 727	3,26,969	11,02,584	15,59,161
Federated Malay States	140,000	400,000	274,000	198,500	484,000	15,444	49,241	33,859	21,976	57,118
Hongkong	504,000	1,516,000	631,000	482,000	1,712,000	71,453	2,60,419	71,534	62,845	2,20,315
Nigeria (*including* Br. Mandated Territory of Cameroons)	..	..	..	80,500	6,000	..	..	..	16,603	1,320
Union of South Africa	4,504,170	6,374,850	6,929,250	8,519,200	11,986,080	6,86,143	8,65,928	9,11,152	10,59,915	13,38,218
Zanzibar and Pemba	124,000	109,000	168,000	48,000	39,800	24,600	20,725	25,382	7,074	5,175
Kenya Colony	1,492,710	1,895,360	1,690,054	2,124,526	2,795,410	1,72,025	2,31,424	1,97,673	2,37,055	2,83,845
Tanganyika Territory	115,000	311,000	417,000	534,000	438,000	11,912	40,859	49,521	59,555	43,776
Anglo-Egyptian Sudan	34,000	50,000	3,000	50,000	22,000	4,990	8,078	525	8,250	8,000
Mauritius and Dependencies	62,000	49,000	20,432	57,000	73,000	10,735	5,922	2,772	7,115	7,550
Canada—										
Via Atlantic Coast	58,706,529	74,942,749	61,769,000	66,578,766	87,606,448	58,05,100	81,53,800	63,87,789	65,93,962	77,78,497
„ Pacific „	6,765,500	5,152,068	6,657,000	8,852,975	12,286,836	6,98,528	5,69,605	6,50,747	8,59,196	10,54,625
Commonwealth of Australia	24,808,499	19,894,420	24,125,381	26,544,192	30,132,088	36,26,842	29,27,140	34,18,906	36,74,929	37,53,601
New Zealand	2,926,110	4,427,215	4,316,041	4,304,277	4,337,754	4,17,452	6,20,589	5,95,792	5,99,390	5,67,102
Other British Possessions	24,334	45,600	73,050	52,500	68,300	3,955	5,110	8,302	6,986	8,409
TOTAL BRITISH EMPIRE	162,845,182	171,378,354	162,296,758	218,407,601	313,967,095	1,84,60,543	2,00,89,663	1,84,02,807	2,37,75,546	3,13,47,289
U. S. S. R.—										
Southern	483,000	..	..	..	..	49,589	..	..	..	..
Sweden	..	60,000	..	..	56,000	..	5,400	..	..	4,795
Norway	3,437,400	3,344,550	5,387,000	8,904,700	7,465,500	5,79,440	14,49,806	8,77,567	14,48,140	10,12,015
Denmark	540,000	50,000	..	..	..	81,453	8,328	..	..	..
Germany	778,000	296,000	14,000	..	209,600	84,398	32,816	1,795	—	31,136
Netherlands	50,000	2,000	..	543,800	2,000	4,700	321	..	72,387	420
France	..	..	..	120,000	50,000	..	..	..	12,450	4,875
Italy (*including* Fiume)	..	..	..	..	150,000	..	..	..	..	14,587
Roumania	230,000	..	..	..	..	19,143	..	..	..	..
Greece (*including* Crete)	1,630,000	1,244,200	1,599,630	2,144,500	1,370,410	1,74,935	1,38,362	1,79,782	2,32,757	1,36,739
Turkey, European	2,885,000	2,016,005	6,838,200	2,162,000	5,471,680	2,79,497	2,07,322	7,00,513	2,18,697	5,29,700
Turkey, Asiatic	916,000	1,542,600	2,998,980	757,000	2,586,000	1,12,569	1,61,036	3,26,176	81,060	2,63,279
Iraq	718,592	473,500	888,462	1,011,310	1,061,840	1,02,516	72,824	1,12,418	1,30,912	1,20,828
Iran	1,192,700	644,096	1,110,170	51,400	2,459,500	2,06,378	1,23,729	1,78,691	7,080	2,64,909
Henjam Island	115,000	..	..	..	..	24,062	..	..	..	..
Sumatra	395,989	229,340	150,000	184,000	213,000	44,130	29,397	18,012	21,117	21,809
Java	655,500	787,400	550,000	714,000	1,055,000	72,062	88,382	68,401	74,077	1,03,935
Borneo (Dutch)	30,000	38,800	144,400	80,000	90,000	2,360	7,300	6,180	7,101	6,825
Celebes and other Islands	66,000	170,000	75,000	205,000	320,000	7,900	15,923	8,700	20,700	32,624
Siam	11,600	95,000	390,000	10,000	23,700	1,330	11,525	44,650	1,350	2,426
French Indo-China	63,000	329,000	263,000	120,000	641,000	6,705	35,248	28,320	11,641	62,890
Philippines	20,932,000	17,819,600	13,665,130	17,488,000	26,144,200	33,32,371	27,67,499	18,92,210	23,12,224	32,41,520
Japan	882,000	20,000	1,090,000	1,432,500	680,900	41,997	2,400	1,25,591	1,69,663	68,822
China (*exclusive* of Hongkong and Macão)	3,716,400	1,537,000	1,137,000	581,000	2,540,102	4,02,854	1,77,711	1,27,404	66,004	2,53,775
Egypt	6,568,500	11,335,059	9,618,000	9,946,000	10,149,320	8,22,840	12,50,450	12,20,573	11,62,524	10,18,493
Morocco, Tangier (b)	—	..	20,000	..	50,000	—	..	1,600	..	6,500
Liberia	..	..	..	..	74,000	..	..	..	..	6,370
Portuguese West Africa	63,000	85,000	5,000	20,000	22,000	6,590	8,200	500	2,400	2,680
Portuguese East Africa	1,409,500	1,167,975	2,023,500	1,638,800	1,838,065	1,94,814	1,67,259	2,80,954	2,18,598	2,26,514

(a) Included in the "United Kingdom" prior to 1933-34.
(b) Separately shown from 1933-34.

No. 11—*continued*

ARTICLES, AND COUNTRIES OF FINAL DESTINATION; ALSO SHARE OF EACH PROVINCE	QUANTITY					VALUE				
	1932-33	1933-34	1934-35	1935-36	1936-37	1932-33	1933-34	1934-35	1935-36	1936-37
Textiles—*continued*						R	R	R	R	R
Jute—*continued.*										
MANUFACTURES—*continued*										
Total Gunny cloth (III. Q)—continued	Yards	Yards	Yards	Yards	Yards					
United States of America—										
Vid Atlantic Coast	466,541,841	543,097,379	512,586,641	638,648,722	914,757,014	4,32,45,085	5,50,09,61	4,93,58,660	5,93,97,948	87,55,93,402
„ Pacific „	82,274,227	104,135,548	97,290,046	136,336,140	125,285,460	77,87,710	1,08,76,838	99,96,722	1,31,97,743	1,08,98,194
Cuba	230,000	80,000	78,215	318,500	310,000	21,087	9,262	11,042	30,642	27,691
Porto Rico	..	30,000	100,000	50,000	110,000	..	3,000	10,000	5,000	10,937
Costa Rica	..	..	..	..	100,000	..	..	..	..	6,874
Columbia	70,000	00,000	172,000	230,000	650,000	5,744	8,312	15,547	16,412	50,976
Panama (*including* Panama Canal Zone)	1,050,000	..	..	550,000	..	85,000	..	..	44,800	..
Venezuela	55,000	120,000	60,000	41,431	33,000	6,709	13,561	6,669	4,765	3,885
Paraguay	175,000	180,000	60,000	70,000	150,000	18,837	19,175	7,000	7,000	13,250
Uruguay	9,634,661	10,211,000	7,842,000	2,584,000	9,206,000	10,02,584	11,61,290	8,47,000	2,64,397	9,11,675
Argentine Republic (*including* the Atlantic Coast of Patagonia)	237,512,000	169,581,733	229,204,600	166,280,124	273,723,782	2,47,14,783	1,92,91,092	2,45,00,895	1,81,92,487	2,78,28,961
Chile (*including* the Pacific Coast of Patagonia)	903,788	670,143	598,000	1,144,791	1,471,230	88,701	70,523	55,424	1,14,911	1,12,667
Peru	2,169,000	3,012,000	3,926,000	3,899,510	3,613,000	1,93,906	2,90,165	3,63,144	3,53,610	2,89,650
Ecuador	819,096	1,621,247	1,241,000	1,536,000	1,598,214	1,00,727	2,00,245	1,48,380	1,86,744	1,94,356
Other Foreign Countries	63,000	90,734	50,500	84,643	182,800	6 234	10,394	6,306	10,118	17,566
TOTAL FOREIGN COUNTRIES	848,845,594	881,207,809	901,176,474	999,903,808	1,395,919,367	8,93,39,601	9,87,26,592	9,15,26,826	9,85,97,492	12,33,98,050
Share of Bengal	*1,010,255,684*	*1,051,485,141*	*1,062,452,566*	*1,217,902,411*	*1,708,836,713*	*10,84,13,141*	*11,36,12,965*	*10,97,37,837*	*12,23,09,042*	*15,45,01,874*
„ *Bombay*	*1,394,892*	*858,023*	*909,996*	*197,648*	*278,704*	*2,81,953*	*1,73,059*	*1,70,448*	*37,370*	*41,239*
„ *Sind*	*2,200*	*1,000*	*42,576*	*25,450*	*3,100*	*450*	*250*	*9,694*	*7,247*	*945*
„ *Madras*	*35,000*	*226,000*	*68,000*	*190,900*	*767,940*	*4,700*	*29,981*	*11,660*	*19,175*	*1,01,231*
TOTAL { Yards.	1,011,690,776	1,052,581,163	1,063,473,232	1,218,316,409	1,709,886,462	10,24,00,144	11,38,16,255	10,99,29,638	12,23,73,085	15,47,45,389
TOTAL { =Tons	=239,753	=280,396	=280,666	=317,971	=442,083					
Rope and twine (III. Q)—	Cwts.	Cwts.	Cwts.	Cwts.	Cwts.					
United Kingdom (*including* Channel Islands)	120	271	110	13	704	1,960	11,669	2,962	509	8,524
Aden and Dependencies	536	1,060	444	583	801	5,902	10,069	4,033	6,402	9,128
Bahrein Islands	57	142	76	185	129	1,190	3,370	1,874	5,139	3,411
Ceylon (*excluding* Maldives)	2,746	3,780	2,981	3,461	4,545	32,083	41,050	32,085	38,806	52,476
Straits Settlements	25,299	37,936	39,034	28,726	33,910	2,84,298	3,77,215	4,01,348	2,97,586	3,91,420
Hongkong	3,932	9,757	9,281	5,639	11,228	72,370	1,12,175	1,15,767	70,578	1,33,244
Union of South Africa	3,091	5,310	4,640	3,808	5,200	48,723	57,554	68,882	53,480	71,644
Zanzibar and Pemba	219	230	309	114	389	3,787	4,164	5,318	2,050	5,184
Kenya Colony	1,841	2,618	2,043	2,315	3,419	26,044	28,258	31,971	26,813	39,710
Tanganyika Territory	133	227	373	392	532	2,892	3,846	4,968	5,231	6,832
Mauritius and Dependencies	355	99	702	470	647	4,924	1,107	7,617	5,169	7,291
British Guiana	188	298	33	165	155	4,000	5,517	536	2,455	2,418
Commonwealth of Australia	181	278	608	216	183	4,906	4,795	13,084	4,711	3,779
New Zealand	138	192	125	144	365	2,676	3,424	2,013	2,526	5,541
Other British Possessions	274	123	137	54	304	3,378	1,536	1,511	647	3,602
TOTAL BRITISH EMPIRE	39,155	62,321	60,896	46,315	62,511	4,94,133	6,65,849	6,84,869	5,22,514	7,44,204
Spain	..	..	..	..	893	..	..	..	..	6,250
Turkey, European	104	..	60	..	273	2,194	..	920	..	5,500
Native States in Arabia *other than* Muscat Territory and Aden Oman	138	114	168	103	235	3,486	2,625	3,488	3,007	5,945
Iraq	996	487	1,655	1,365	3,144	12,807	6,595	26,018	21,561	49,840

No. 11—*continued*

ARTICLES, AND COUNTRIES OF FINAL DESTINATION; ALSO SHARE OF EACH PROVINCE	QUANTITY					VALUE				
	1932-33	1933-34	1934-35	1935-36	1936-37	1932-33	1933-34	1934-35	1935-36	1936-37
Textiles—*continued*						R	R	R	R	R
Jute—*continued*										
MANUFACTURES—*continued*										
***Rope and twine (III. Q)*—continued**	Cwts.	Cwts.	Cwts.	Cwts.	Cwts.					
Iran	205	375	517	47	722	6,718	7,827	13,651	751	10,478
Sumatra	2,879	1,676	2,391	2,666	6,180	37,085	31,972	25,089	29,319	79,145
Java	8,829	9,356	7,949	10,799	20,584	1,07,269	95,944	83,052	1,22,724	2,37,240
Celebes and other Islands	905	1,240	1,308	862	3,561	12,657	13,969	15,111	10,456	45,310
Siam	332	367	6,599	4,561	8,364	3,970	3,850	73,060	48,794	97,176
French Indo-China	1,879	1,547	1,137	62	3,634	21,270	16,275	12,082	666	46,331
Japan	2,273	3,057	1,514	6,813	5,088	53,700	45,691	18,842	83,772	65,962
China (*exclusive* of Hong-kong and Macão)	4,390	5,684	5,812	3,077	8,017	61,828	68,198	60,298	42,989	92,978
Portuguese East Africa	2,078	2,272	2,344	2,334	4,454	41,009	31,896	37,788	37,126	59,125
United States of America—										
Vid Atlantic Coast	2,580	402	496	896	220	18,824	2,324	2,780	5,000	2,694
„ Pacific „	--	--	--	..	21	..	..	--	..	500
Argentine Republic (*including* the Atlantic Coast of Patagonia)	..	..	223	..	938	..	..	2,435	..	8,987
Peru	1,344	2,089	1,984	1,242	2,081	18,858	28,472	26,244	19,918	30,510
Other Foreign Countries	1,249	927	1,820	774	869	14,970	11,708	19,095	10,300	12,168
TOTAL FOREIGN COUNTRIES	31,628	30,143	35,472	36,261	69,168	4,17,335	3,66,846	4,12,903	4,37,158	8,56,129
Share of Bengal	*49,394*	*90,691*	*94,215*	*61,131*	*129,381*	*8,79,386*	*9,93,094*	*10,57,018*	*9,28,657*	*15,49,277*
„ *Bombay*	*1,308*	*1,667*	*1,948*	*1,315*	*2,087*	*30,690*	*33,016*	*44,636*	*29,353*	*46,858*
„ *Sind*	*57*	*74*	*99*	*50*	*135*	*1,008*	*1,207*	*1,777*	*777*	*2,009*
„ *Madras*	*13*	*20*	*98*	*72*	*112*	*293*	*195*	*1,226*	*765*	*1,340*
„ *Burma*	*11*	*12*	*8*	*8*	*64*	*197*	*183*	*116*	*115*	*249*
TOTAL	70,788	92,464	96,368	82,576	131,079	9,11,468	10,32,695	11,04,772	9,59,667	16,00,333
***Other kinds (III. Q)*—**	Cwts.	Cwts.	Cwts.	Cwts.	Cwts.					
United Kingdom (*including* Channel Islands)	6,801	9,009	6,672	15,564	14,528	4,25,236	4,52,881	3,80,573	5,30,215	4,11,371
Ceylon (*excluding* Maldives)	238	130	15	112	454	3,570	1,853	215	2,029	5,847
Union of South Africa	134	260	648	439	439	6,011	9,724	16,658	9,943	10,552
Canada—										
Vid Atlantic Coast	262	15	335	859	1,281	7,877	540	8,475	21,290	30,787
„ Pacific „	..	..	..	96	125	..	..	..	1,750	2,925
Commonwealth of Australia	1,140	1,199	9,907	3,204	3,550	65,900	59,280	1,85,888	1,06,567	98,037
New Zealand	304	286	522	589	1,345	14,417	10,759	18,879	21,447	40,052
Other British Possessions	73	12	289	303	206	3,461	605	4,191	7,524	4,287
TOTAL BRITISH EMPIRE	9,042	11,001	20,388	21,166	21,928	5,26,472	5,35,642	5,64,374	7,00,765	6,03,858
China (*exclusive* of Hong-kong and Macão)	110	351	254	82	80	2,765	6,785	3,934	1,240	1,200
United States of America—										
Vid Atlantic Coast	70,958	43,038	819	15,892	17,670	6,78,981	4,33,647	18,120	1,60,582	4,24,808
„ Pacific „	9,068	21,174	66	444	1,895	1,09,578	1,81,488	2,250	13,817	48,960
Other Foreign Countries	68	159	95	475	567	1,225	3,418	1,468	6,228	10,041
TOTAL FOREIGN COUNTRIES	80,199	65,322	1,214	16,893	20,212	7,92,549	6,25,288	25,772	1,81,817	4,85,009
Share of Bengal	*88,999*	*76,719*	*14,936*	*37,670*	*41,750*	*13,16,376*	*11,51,201*	*5,07,003*	*3,74,024*	*10,81,691*
„ *Bombay*	*241*	*113*	*63*	*380*	*352*	*3,635*	*1,994*	*1,113*	*3,084*	*5,702*
„ *Sind*	..	*15*	..	..	--	..	*740*	..	..	..
„ *Madras*	..	*1*	*6,533*	*8*	*29*	..	*65*	*82,022*	*294*	*1,399*
„ *Burma*	*1*	*475*	..	*1*	*9*	*11*	*6,930*	*8*	*180*	*75*
TOTAL	89,241	76,323	21,632	38,059	42,140	13,19,021	11,60,930	5,90,146	3,82,582	10,88,867

No. 11—*continued*

ARTICLES, AND COUNTRIES OF FINAL DESTINATION; ALSO SHARE OF EACH PROVINCE	QUANTITY					VALUE				
	1932-33	1933-34	1934-35	1935-36	1936-37	1932-33	1933-34	1934-35	1935-36	1936-37
Textiles—*continued*						R	R	R	R	R
Jute—*continued*										
MANUFACTURES—*continued*										
Total of Jute manufactures (including Twist and Yarn)—										
United Kingdom (*including* Channel Islands)	—	—	—	—	—	1,74,60,830	1,60,21,686	1,59,67,635	2,07,10,808	2,72,25,560
Irish Free State (a)	—	—	—	—	—	—	47,200	3,91,362	7,21,688	19,87,232
Cyprus	—	—	—	—	—	35,993	39,147	70,242	85,923	1,28,928
Palestine	—	—	—	—	—	28,399	25,043	44,237	84,690	1,05,428
Aden and Dependencies	—	—	—	—	—	66,197	62,157	47,844	92,047	66,290
Bahrein Islands	—	—	—	—	—	17,109	6,550	3,780	7,369	8,845
Ceylon (*excluding* Maldives)	—	—	—	—	—	3,83,904	5,82,387	5,79,374	3,32,312	3,87,312
Straits Settlements	—	—	—	—	—	45,01,222	41,69,696	19,85,096	27,96,741	31,81,687
Federated Malay States	—	—	—	—	—	18,544	50,950	40,131	22,659	1,12,712
Hongkong	—	—	—	—	—	65,69,679	47,66,337	28,48,416	22,50,129	27,19,024
Gambia	—	—	—	—	—	6,399	76,774	56,420	1,07,725	54,625
Sierra Leone	—	—	—	—	—	30,555	1,54,973	3,01,747	4,13,690	2,49,942
Gold Coast (*including* British Mandated Territory of Togoland)	—	—	—	—	—	6,92,585	8,80,692	7,76,109	15,20,999	8,43,974
Nigeria (*including* British Mandated Territory of Cameroons)	—	—	—	—	—	8,11,956	11,88,340	16,89,331	21,62,497	16,42,751
Union of South Africa	—	—	—	—	—	64,80,144	55,53,995	75,75,333	78,29,017	82,19,815
Zanzibar and Pemba	—	—	—	—	—	1,08,559	85,151	75,196	49,195	87,424
Kenya Colony	—	—	—	—	—	17,26,754	14,25,407	13,01,689	17,49,496	17,83,510
Tanganyika Territory	—	—	—	—	—	1,10,628	2,06,492	2,84,125	3,38,396	3,95,132
Anglo-Egyptian Sudan	—	—	—	—	—	7,74,818	9,79,835	12,01,161	13,71,563	12,96,672
Mauritius and Dependencies	—	—	—	—	—	6,62,449	8,13,966	9,58,319	8,97,003	7,38,639
Seychelles	—	—	—	—	—	14,715	13,944	9,545	14,978	7,540
Canada—										
Via Atlantic Coast	—	—	—	—	—	58,58,002	81,97,536	64,20,880	66,15,717	78,37,583
„ Pacific „	—	—	—	—	—	9,58,537	6,81,626	8,99,940	10,70,333	13,82,147
British West India Islands (*excluding* Bahamas)	—	—	—	—	—	11,08,421	12,66,188	9,18,360	12,79,663	12,77,575
British Honduras	—	—	—	—	—	6,800	25,514	20,771	31,564	21,231
British Guiana	—	—	—	—	—	5,85,075	4,88,003	3,65,467	5,28,852	4,95,697
Commonwealth of Australia	—	—	—	—	—	3,32,65,921	2,43,13,260	1,99,29,798	2,19,48,794	2,38,38,574
Territory of Papua	—	—	—	—	—	3,07,037	2,16,708	2,34,443	2,62,504	3,61,383
New Zealand	—	—	—	—	—	28,62,365	34,77,326	36,87,205	33,07,249	37,08,854
Fiji Islands	—	—	—	—	—	71,155	69,641	72,340	72,286	68,522
Other British Possessions	—	—	—	—	—	11,332	1,163	225	155	5,909
TOTAL BRITISH EMPIRE	—	—	—	—	—	8,55,36,564	7,58,32,695	6,87,57,216	7,86,76,042	9,01,96,442
U. S. S. R.—										
Southern	—	—	—	—	—	1,37,092	2,62,122	3,16,244	3,600	..
Pacific Ports (in Asia)	—	—	—	—	—	15,23,666	..	..	..	..
Finland	—	—	—	—	—	..	..	..	..	8,000
Sweden	—	—	—	—	—	15,950	11,500	19,997	7,192	43,725
Norway	—	—	—	—	—	7,50,381	16,82,432	10,21,505	16,91,202	16,41,469
Poland (*including* Danzig)	—	—	—	—	—	..	..	..	..	15,650
Denmark	—	—	—	—	—	1,02,833	42,270	..	..	..
Germany	—	—	—	—	—	9,18,119	4,55,059	2,25,127	4,51,444	6,23,640
Netherlands	—	—	—	—	—	3.30,244	3,54,341	2,59,828	5,69,739	5,11,482
Belgium	—	—	—	—	—	14,50,598	19,81,942	16,12,396	17,26,268	20,79,448
France	—	—	—	—	—	1,88,532	1,65,806	1,72,703	1,88,584	2,74,553
Spain	—	—	—	—	—	..	..	..	..	6,250
Italy (*including* Fiume)	—	—	—	—	—	20,433	26,212	..	7,566	23,824
Austria	—	—	—	—	—	7,000	..	..	..	..
Bulgaria	—	—	—	—	—	39,706	22,264	4,500	7,800	48,326

(a) Included in the "United Kingdom" prior to 1933-34.

No. 11—*continued*

ARTICLES, AND COUNTRIES OF FINAL DESTINATION; ALSO SHARE OF EACH PROVINCE	QUANTITY					VALUE				
	1932-33	1933-34	1934-35	1935-36	1936-37	1932-33	1933-34	1934-35	1935-36	1936-37
Textiles—*continued*										
Jute—*continued*						R	R	R	R	R
MANUFACTURES—*continued*										
Total of Jute manufactures (including ***Twist and Yarn***)—continued										
Roumania	—	—	—	—	—	1,50,831	1,72,105	1,22,988	98,107	1,23,119
Greece (*including* Crete)	—	—	—	—	—	5,16,033	5,14,236	8,14,188	9,66,618	8,72,433
Turkey, European	—	—	—	—	—	10,76,890	11,53,092	10,67,381	8,86,141	16,13,373
Turkey, Asiatic	—	—	—	—	—	13,59,094	13,20,756	7,92,361	1,93,552	5,56,655
Syria	—	—	—	—	—	17,392	15,390	21,823	66,418	23,423
Muskat Territory and Trucial Oman	—	—	—	—	—	43,089	38,736	39,195	40,666	51,393
Other Native States in Arabia	—	—	—	—	—	4,189	6,291	4,740	6,872	10,592
Iraq	—	—	—	—	—	3,73,915	3,80,444	4,03,424	3,16,107	9,42,924
Iran	—	—	—	—	—	2,32,331	2,25,588	2,47,984	91,715	5,45,749
Henjam Island	—	—	—	—	—	24,032	..	150	..	..
Sumatra	—	—	—	—	—	2,89,178	2,10,602	2,36,368	2,63,721	5,32,157
Java	—	—	—	—	—	42,97,537	35,68,239	27,53,272	37,56,913	70,07,293
Borneo (Dutch)	—	—	—	—	—	1,21,320	1,36,991	1,06,051	2,25,106	1,79,335
Celebes and other Islands	—	—	—	—	—	3,82,170	6,58,239	6,02,201	6,76,090	7,99,742
Siam	—	—	—	—	—	31,53,361	30,88,950	99,36,074	73,28,918	48,89,388
French Indo-China	—	—	—	—	—	22,76,392	17,31,115	27,33,566	43,87,708	54,73,856
Philippines	—	—	—	—	—	45,55,618	40,09,965	27,53,230	33,03,032	40,61,338
Japan	—	—	—	—	—	24,83,839	14,10,672	43,00,858	51,90,318	66,59,122
Formosa	—	—	—	—	—	7,45,112	3,52,955	7,48,362	5,18,537	9,45,879
China (*exclusive* of Hongkong and Macao)	—	—	—	—	—	5,73,429	3,34,193	4,69,907	2,71,411	8,18,608
Egypt	—	—	—	—	—	42,99,663	64,25,145	67,46,616	75,32,113	71,62,188
Tripoli (Libya)	—	—	—	—	—	6,300	2,550	3,750	..	1,040
Morocco (a)	—	—	—	—	—	1,22,105	—	—	—	—
Morocco, Spanish(b)	—	—	—	—	—	—	59,379	14,795	..	1,62,825
Morocco, French Protectorate (b)	—	—	—	—	—	—	..	..	..	73,311
Morocco Tangier (b)	—	—	—	—	—	—	98,004	1,37,613	2,29,209	1,92,897
French West Africa (*including* French Mandated Territories of Togoland and Cameroons)	—	—	—	—	—	1,27,488	2,39,602	5,44,801	13,35,351	11,62,224
Liberia	—	—	—	—	—	..	588	..	4,207	54,246
Belgian Congo (*including* Ruanda-Urundi)	—	—	—	—	—	..	..	..	..	2,63,822
Portuguese West Africa	—	—	—	—	—	4,86,523	4,44,525	6,20,597	2,61,572	3,76,022
Portuguese East Africa	—	—	—	—	—	31,00,103	26,66,187	34,07,415	35,71,515	39,04,266
Madagascar and Kerguelen	—	—	—	—	—	3,08,708	4,47,749	1,97,273	1,40,385	3,29,955
Réunion	—	—	—	—	—	..	—	12,500	1,66,852	1,61,802
Italian East Africa (Somaliland and Eritrea)	—	—	—	—	—	49,112	75,511	63,392	[illegible]	2,853
French Somaliland	—	—	—	—	—	95,100	69,265	59,345	38,537	47,175
United States of America—										
Vid Atlantic Coast	—	—	—	—	—	4,42,38,098	5,55,89,930	4,94,50,415	6,00,81,244	7,52,75,389
,, Pacific ,,	—	—	—	—	—	1,00,55,763	1,21,00,056	1,16,82,763	1,53,97,473	1,28,59,310
Cuba	—	—	—	—	—	44,41,617	38,22,052	57,22,470	56,36,198	52,33,369
Hayti and St. Domingo	—	—	—	—	—	6,63,300	6,74,679	6,37,536	8,73,807	9,43,273
Porto Rico	—	—	—	—	—	14,57,911	8,94,419	15,39,047	13,02,011	14,50,774
French West Indies (Guadeloupe and Martinique)	—	—	—	—	—	5,356	..	..	..	..
Mexico	—	—	—	—	—	15,692	16,075	23,686	21,444	16,946
Guatemala	—	—	—	—	—	19,062	10,181	23,192	8,887	23,485
Honduras (Not British)	—	—	—	—	—	..	..	817	4,422	69,291
San Salvador	—	—	—	—	—	49,933	1,865	810	..	..
Nicaragua	—	—	—	—	—	45,200	82,006	1,04,305	95,805	1,05,840
Costa Rica	—	—	—	—	—	78,522	90,245	47,890	20,752	74,260
Columbia	—	—	—	—	—	62,613	38,543	57,020	1,10,512	94,851
Panama (*including* Panama Canal Zone)	—	—	—	—	—	1,28,410	37,804	39,660	1,06,487	27,335
Venezuela	—	—	—	—	—	10,300	20,561	31,725	16,992	3,585
Dutch Guiana	—	—	—	—	—	43,176	19,142	35,647	54,952	55,473
French Guiana	—	—	—	—	—	..	..	160	..	8,115
Brazil	—	—	—	—	—	15,602	8,440	..	.	..

(a) Discontinued from 1933-34.

(b) Separately specified from 1933-34.

No. 11—*continued*

ARTICLES, AND COUNTRIES OF FINAL DESTINATION; ALSO SHARE OF EACH PROVINCE	QUANTITY					VALUE				
	1932-33	1933-34	1934-35	1935-36	1936-37	1932-33	1933-34	1934-35	1935-36	1936-37
Textiles—*continued*						R	R	R	R	R
Jute—*concluded*										
MANUFACTURES—*concluded*										
Total of Jute manufactures (including ***Twist and Yarn***)—concluded										
Paraguay	—	—	—	—	—	1,34,092	1,61,461	1,83,265	28,800	60,713
Uruguay	—	—	—	—	—	10,21,271	11,84,666	8,91,568	2,81,036	9,39,911
Argentine Republic (*including* the Atlantic Coast of Patagonia)	—	—	—	—	—	2,66,00,393	2,11,86,272	2,57,03,413	1,95,06,978	2,92,14,663
Chile (*including* the Pacific Coast of Patagonia)	—	—	—	—	—	11,91,905	25,71,658	9,24,074	12,90,793	16,85,755
Peru	—	—	—	—	—	19,76,024	19,90,641	22,93,438	21,01,591	20,79,591
Ecuador	—	—	—	—	—	1,00,727	2,05,041	1,51,575	1,93,088	2,03,280
Bolivia	—	—	—	—	—	8,432	14,984	13,050	14,281	31,972
Hawaii	—	—	—	—	—	23,99,452	23,06,902	26,63,830	19,74,969	24,82,933
Other Islands in the Pacific	—	—	—	—	—	8,216	12,068	1,09,865	9,516	38,345
Other Foreign Countries	—	—	—	—	—	2,488	..	..	2,709	10,506
TOTAL FOREIGN COUNTRIES	—	—	—	—	—	13,16,81,108	13,79,16,818	14,59,25,061	15,62,18,471	18,92,78,573
Share of Bengal	—	—	—	—	—	*21,65,41,014*	*21,38,27,890*	*21,41,34,188*	*23,46,19,266*	*27,90,98,970*
" *Bombay*	—	—	—	—	—	*5,17,309*	*8,37,983*	*8,94,533*	*1,71,340*	*2,03,636*
" *Sind*	—	—	—	—	—	*48,964*	*44,990*	*57,594*	*76,562*	*66,615*
" *Madras*	—	—	—	—	—	*7,849*	*30,985*	*95,985*	*21,858*	*1,03,723*
" *Burma*	—	—	—	—	—	*2,543*	*7,546*	*383*	*5,469*	*2,086*
TOTAL	—	—	—	—	—	21,71,17,672	21,37,49,813	21,46,83,177	23,48,94,513	27,94,75,015
Total of Jute, Raw and Manufactures	—	—	—	—	—	31,44,21,041	32,30,76,020	32,33,94,098	37,19,70,863	42,71,84,694
Rhea, Ramie or China Grass (II. Q)—	Cwts.	Cwts.	Cwts.	Cwts.	Cwts.					
United Kingdom (*including* Channel Islands)	..	..	932	..	..	..	..	34,470	..	..
Commonwealth of Australia	..	..	171	..	..	..	..	16,859	..	..
Other British Possessions	..	..	199	..	..	..	..	5,464	..	..
TOTAL BRITISH EMPIRE	..	..	1,302	..	..	..	..	56,793	..	..
TOTAL FOREIGN COUNTRIES	..	..	141	..	..	..	..	2,663	..	..
Share of Bengal	..	..	*1,443*	..	..	..	..	*59,456*	..	..
Silk—										
Raw (II. O)—	Lbs.	Lbs.	Lbs.	Lbs.	Lbs.					
United Kingdom (*including* Channel Islands)	..	1,500	..	15,741	11,000	..	8,813	..	5,903	2,886
Other British Possessions	605	695	944	328	1,155	2,250	2,450	2,750	1,365	2,900
TOTAL BRITISH EMPIRE	605	2,195	944	16,069	12,155	2,250	11,263	2,750	7,268	5,786
Muskat Territory and Trucial Oman	800	3,026	1,362	1,600	1,825	3,100	6,785	4,100	3,500	7,600
Siam	4,027	6,181	20,648	35,454	20,798	24,518	29,508	78,660	1,23,574	95,364
Other Foreign Countries	..	240	..	..	11,400	..	800	..	..	3,420
TOTAL FOREIGN COUNTRIES	4,827	9,447	22,010	37,054	34,023	27,618	37,093	82,760	1,27,074	1,06,384

No. 11—*continued*

ARTICLES, AND COUNTRIES OF FINAL DESTINATION ; ALSO SHARE OF EACH PROVINCE	QUANTITY					VALUE				
	1932-33	1933-34	1934-35	1935-36	1936-37	1932-33	1933-34	1934-35	1935-36	1936-37
Textiles—*continued*										
Silk—*continued*										
***Raw (II. O)*—continued**	Lbs.	Lbs.	Lbs.	Lbs.	Lbs.	R	R	R	R	R
Share of Bengal	..	..	*600*	3	..	..	..	*2,100*	*16*	..
" *Bombay*	*4,427*	*6,456*	*20,216*	*35,454*	*90,798*	*26,068*	*30,458*	*77,160*	*1,23,574*	*96,384*
" *Sind*	*1,005*	*5,186*	*2,052*	*1,925*	*2,980*	*3,500*	*17,898*	*6,950*	*4,850*	*6,500*
" *Madras*	..	..	..	..	*22,400*	..	..	..	..	*6,306*
" *Burma*	..	..	*56*	*15,741*	..	..	..	*300*	*5,903*	..
TOTAL	5,432*	11,642*	22,954*	53,123*	46,178*	29,868*	48,356*	85,510*	1,34,342*	1,09,170*
***Cheesm or waste (II. O)*—**	Lbs.	Lbs.	Lbs.	Lbs.	Lbs.					
United Kingdom (*including* Channel Islands)	..	113,065	92,515	85,681	63,449	..	94,934	57,020	64,867	47,672
Ceylon (*excluding* Maldives)	..	..	2	..	..	..	..	3	..	..
TOTAL BRITISH EMPIRE.	..	113,065	92,517	85,681	63,449	..	94,934	57,023	64,867	47,672
Germany	..	8,624	10,976	..	2,240	..	2,320	8,400	..	407
France	42,384	161,783	174,817	291,747	219,309	11,646	40,348	37,904	73,840	75,349
Italy (*including* Fiume)	25,984	145,030	386,482	535,206	325,985	7,445	49,892	71,618	1,56,187	1,49,349
Other Foreign Countries	5,428	38	..	400	..	1,820	160	..	200	..
TOTAL FOREIGN COUNTRIES	73,796	316,025	571,775	827,353	547,534	20,911	92,720	1,17,922	2,30,227	2,25,105
Share of Bengal	*46,812*	*122,139*	*237,398*	*285,679*	*142,763*	*12,866*	*33,927*	*55,677*	*74,519*	*47,628*
" *Bombay*	*25,984*	*67,592*	*145,672*	*278,992*	*200,002*	*7,415*	*16,975*	*32,892*	*62,940*	*1,20,078*
" *Sind*	*1,000*	*192,523*	*94,170*	*59,316*	*33,150*	*600*	*1,30,611*	*57,697*	*67,202*	*34,308*
" *Madras*	..	*45,836*	*188,057*	*339,017*	*223,096*	..	*6,141*	*23,223*	*70,433*	*68,149*
" *Burma*	..	..	*1,095*	..	*6,972*	..	..	*456*	..	*2,614*
TOTAL	73,796*	429,090*	664,292*	913,034*	610,983*	20,911*	1,87,654*	1,74,945*	2,95,094*	2,72,777*
***Cocoons (II. O)*—**	Lbs.	Lbs	Lbs.	Lbs.	Lbs.					
United Kingdom (*including* Channel Islands)	39,755	7,750	56	12,500	20,196	57,955	11,625	40	18,750	30,200
TOTAL FOREIGN COUNTRIES	..	56	..	..	..	..	25	..	..	..
Share of Bengal	*39,700*	*7,806*	*56*	*12,500*	*20,196*	*57,875*	*11,650*	*40*	*18,750*	*30,200*
" *Bombay*	*55*	..	..	..	..	*80*	..	..	..	..
TOTAL	39,755*	7,806*	56*	12,500*	20,196*	57,955*	11,650*	40*	18,750*	30,200*
***Total of Silk, Raw*—**	Lbs.	Lbs.	Lbs.	Lbs.	Lbs.					
United Kingdom (*including* Channel Islands)	39,755	122,815	92,571	113,922	94,645	57,955	1,15,372	57,060	89,520	80,758
Other British Possessions	605	695	946	328	1,155	2,250	2,450	2,753	1,365	2,900
TOTAL BRITISH EMPIRE	40,360	123,010	93,517	114,250	95,800	60,205	1,17,822	59,813	90,885	83,658

*Of these, quantities and values stated below represent the silk of wild worms, namely, tasar, munga, eria, and other wild silk :—

Reeled silk	1,120	1,120	1,120	15,741	22,400	8,000	5,000	4,000	5,903	6,306
Chasam or waste	42,660	62,257	297,438	281,058	294,747	11,516	10,048	57,404	97,777	95,924
Cocoons	32,600	7,806	56	7,500	20,196	48,750	11,650	40	11,250	30,200

No. 11—*continued*

ARTICLES, AND COUNTRIES OF FINAL DESTINATION; ALSO SHARE OF EACH PROVINCE	QUANTITY					VALUE				
	1932-33	1933-34	1934-35	1935-36	1936-37	1932-33	1933-34	1934-35	1935-36	1936-37
Textiles—*continued*						R	R	R	R	R
Silk—*continued*										
***Raw (II. C)*—concluded**	Lbs.	Lbs.	Lbs.	Lbs.	Lbs.					
***Total of Silk, Raw*—continued**										
Germany	..	8,080	10,976	..	2,240	..	2,845	8,400	..	407
France	42,384	161,733	174,317	291,747	230,709	11,646	40,348	37,904	73,840	78,769
Italy (*including* Fiume)	25,984	145,630	386,482	535,206	325,985	7,445	49,802	71,618	1,56,167	1,40,349
Maskat Territory and Trucial Oman	800	3,026	1,362	1,600	1,825	3,100	6,785	4,100	3,500	3,600
Siam	4,027	6,181	20,648	35,454	20,798	24,518	29,508	78,660	1,23,574	96,364
Other Foreign Countries	5,428	278	..	400	..	1,820	900	..	200	..
TOTAL FOREIGN COUNTRIES	78,623	325,528	593,785	864,407	581,557	48,529	1,29,888	2,00,682	3,57,301	3,28,489
Share of Bengal	*36,512*	*129,945*	*238,054*	*248,182*	*162,959*	*70,741*	*65,477*	*57,817*	*93,234*	*77,823*
„ *Bombay*	*30,456*	*74,043*	*163,783*	*314,446*	*220,800*	*33,593*	*47,433*	*1,10,052*	*2,16,416*	*216,442*
„ *Sind*	*2,005*	*197,709*	*96,252*	*61,371*	*36,130*	*4,409*	*1,48,629*	*63,647*	*62,059*	*40,803*
„ *Madras*	..	*46,836*	*158,057*	*339,019*	*259,496*	..	*6,141*	*23,223*	*70,483*	*74,455*
„ *Burma*	..	..	*1,151*	*15,741*	*6,972*	..	..	*166*	*5,903*	*2,614*
TOTAL	118,983	448,538	687,302	978,657	677,357	1,08,734	3,47,660	2,60,495	4,48,186	4,12,147
MANUFACTURES—										
***Goods of silk mixed with other materials (III. B)*—**	Yards	Yards	Yards	Yards	Yards					
Aden and Dependencies	3,400	500	..	..	..	7,500	1,000	..	..	..
Ceylon (*excluding* Maldives)	213,273	10,996	78,398	321,410	595,234	36,114	6,668	28,622	1,16,420	1,64,124
Straits Settlements	11,211	..	1,823	..	9,772	9,816	..	3,933	..	8,071
Other British Possessions	1,410	48	7,888	1,490	5,203	1,050	44	7,804	2,300	2,404
TOTAL BRITISH EMPIRE	229,294	11,544	88,109	322,900	610,209	1,04,460	7,712	50,359	1,18,720	1,74,599
Tunis	..	11,121	..	..	..	..	26,350	..	..	..
United States of America—										
Vid Atlantic Coast	..	2,750	2,700	84	3,000	..	5,200	10,600	144	4,800
Other Foreign Countries	1,758	..	208	121	..	4,106	..	67	150	..
TOTAL FOREIGN COUNTRIES	1,758	13,871	2,908	205	3,000	4,106	31,550	10,667	294	4,800
Share of Bengal	*6,075*	*16,065*	*21,553*	*87,364*	*29,902*	*10,955*	*35,282*	*27,168*	*50,170*	*23,262*
„ *Bombay*	*4,053*	*800*	*1,883*	*240*	*360*	*7,804*	*1,009*	*3,705*	*308*	*1,000*
„ *Madras*	*220,919*	*5,850*	*67,581*	*235,501*	*582,944*	*89,805*	*2,980*	*31,153*	*65,644*	*1,55,133*
„ *Burma*	..	..	..	..	*3*	..	..	..	..	*4*
TOTAL	231,047	25,415	91,017	323,105	613,209	1,08,563	39,252	61,026	1,19,014	1,79,399
***Piecegoods (III. B)*—**	Yards	Yards	Yards	Yards	Yards					
United Kingdom (*including* Channel Islands)	1,588	11,240	10,975	2,016	12,508	3,640	12,905	13,641	2,560	11,353
Aden and Dependencies	100	..	2,000	5,550	5,016	300	..	1,500	5,600	5,200
Ceylon (*excluding* Maldives)	33,078	20,697	86,110	42,610	67,472	31,960	18,169	80,469	30,882	53,710
Straits Settlements	..	46	2,537	2,425	350	..	177	8,960	2,550	280
Union of South Africa	..	..	..	1,545	1,574	..	..	..	4,350	5,567
Federated Malay States	..	..	1,002	575	..	..	..	5,412	904	..
Anglo-Egyptian Sudan	..	..	..	3,160	4,428	..	..	..	3,200	5,020
Other British Possessions	957	838	1,700	3,845	6,256	1,150	2,104	1,755	4,864	5,135
TOTAL BRITISH EMPIRE	35,678	32,821	104,384	61,726	97,604	37,050	28,355	1,19,737	54,860	86,265
Tunis	5,485	..	..	..	..	11,000	..	..	..	..
United States of America—*Vid* Atlantic Coast	600	4	2,090	5,285	2,770	1,200	15	3,650	10,479	5,576
Other Foreign Countries	350	2,672	3,980	3,819	2,713	850	2,800	5,650	4,605	4,032
TOTAL FOREIGN COUNTRIES	6,435	2,676	6,070	9,054	5,483	13,050	2,815	9,300	15,084	9,608

No. 11– *continued*

ARTICLES, AND COUNTRIES OF FINAL DESTINATION; ALSO SHARE OF EACH PROVINCE	QUANTITY					VALUE				
	1932-33	1933-34	1934-35	1935-36	1936-37	1932-33	1933-34	1934-35	1935-36	1936-37
Textiles—*continued*						R	R	R	R	R
Silk—*continued*										
MANUFACTURES—*continued*	Yards	Yards	Yards	Yards	Yards					
Piecegoods (III. R)—continued										
Share of Bengal	*9,667*	*12,930*	*14,304*	*2,637*	*13,196*	*33,140*	*15,005*	*20,697*	*3,575*	*12,093*
„ Bombay	*350*	*1,518*	*5,856*	*30,827*	*21,238*	*550*	*2,330*	*6,944*	*30,123*	*28,758*
„ Madras	*32,091*	*20,953*	*90,684*	*47,316*	*68,618*	*26,110*	*13,652*	*98,292*	*36,246*	*55,007*
„ Burma	..	*46*	*210*	..	*15*	..	*183*	*204*	..	*15*
TOTAL	42,108	35,497	110,454	70,780	103,087	60,100	31,170	1,29,037	69,944	95,873
Thread for sewing (III. R)—	Lbs.	Lbs.	Lbs.	Lbs.	Lbs.					
TOTAL BRITISH EMPIRE	1,127	650	..	925	1,125	2,850	2,400	..	3,900	4,200
TOTAL FOREIGN COUNTRIES	400	..	336	269	116	1,000	..	800	1,231	358
Share of Bengal	*327*	..	..	*333*	..	*500*	..	..	*1,470*	..
„ Bombay	*1,200*	*650*	*336*	*775*	*1,162*	*3,350*	*2,400*	*800*	*3,300*	*4,311*
„ Sind	..	..	..	*81*	*79*	..	..	..	*361*	*247*
TOTAL	1,527	650	336	1,194	1,241	3,850	2,400	800	5,131	4,558
Other sorts (III. R)—	Lbs.	Lbs.	Lbs.	Lbs.	Lbs.					
Aden and Dependencies	1,588	1,500	1,550	..	..	4,625	5,050	5,000	..	..
Other British Empire	5	232	76	6,681	5,843	11	1,100	520	2,580	2,408
TOTAL BRITISH EMPIRE	1,593	1,732	1,626	6,681	5,843	4,636	6,150	6,420	2,580	2,408
United States of America—*Vid* Atlantic Coast	80	..	17	300	6	40,425	..	100	3,440	400
Other Foreign Countries	474	450	450	300	..	1,630	2,550	2,000	1,225	..
TOTAL FOREIGN COUNTRIES	554	450	467	600	6	42,055	2,550	2,100	4,665	400
Share of Bengal	*10*	..	*20*	..	..	*25*	..	*40*	*625*	..
„ Bombay	*2,138*	*2,050*	*2,073*	*800*	*6*	*46,655*	*8,100*	*8,480*	*4,190*	*409*
„ Madras	*5*	*103*	..	..	*30*	*11*	*585*	..	..	*16*
„ Burma	..	*29*	..	*6,481*	*5,813*	..	*15*	..	*2,430*	*2,392*
TOTAL	2,147	2,182	2,093	7,281	5,849	46,691	8,700	8,520	7,245	2,808
Total of Silk manufactures—										
United Kingdom (*including* Channel Islands)	—	—	—	—	—	8,840	12,905	15,921	4,990	13,743
Aden and Dependencies	—	—	—	—	—	14,215	8,450	7,400	9,500	8,900
Ceylon (*excluding* Maldives)	—	—	—	—	—	1,18,585	20,422	1,28,091	1,47,252	2,17,850
Straits Settlements	—	—	—	—	—	9,816	177	12,803	2,550	8,351
Union of South Africa	—	—	—	—	—	..	15	2,245	4,350	5,567
Federated Malay States	—	—	—	—	—	958	1,200	5,412	904	..
Anglo-Egyptian Sudan	—	—	—	—	—	..	..	..	3,200	5,020
Other British Possessions	—	—	—	—	—	1,722	1,448	4,554	7,314	8,035
TOTAL BRITISH EMPIRE	—	—	—	—	—	1,48,996	44,617	1,76,516	1,80,060	2,67,472
Tunis	—	—	—	—	—	14,800	26,360	..	..	..
United States of America—*Vid* Atlantic Coast	—	—	—	—	—	41,625	5,215	14,350	14,063	10,770
Other Foreign Countries	—	—	—	—	—	3,786	5,850	8,517	7,211	4,390
TOTAL FOREIGN COUNTRIES	—	—	—	—	—	60,211	36,915	22,867	21,274	15,166

No. 11—*continued*

ARTICLES, AND COUNTRIES OF FINAL DESTINATION; ALSO SHARE OF EACH PROVINCE	QUANTITY					VALUE				
	1932-33	1933-34	1934-35	1935-36	1936-37	1932-33	1933-34	1934-35	1935-36	1936-37
						R	R	R	R	R
Textiles—*continued*										
Silk—*concluded*										
MANUFACTURES—*concluded*										
***Total of silk manufactures*—continued**										
Share of Bengal	—	—	—	—	—	*31,910*	*50,337*	*63,305*	*55,340*	*35,355*
„ *Bombay*	—	—	—	—	—	*68,361*	*13,380*	*12,939*	*37,913*	*34,469*
„ *Sind*	—	—	—	—	—	..	..	..	*361*	*247*
„ *Madras*	—	—	—	—	—	*1,15,926*	*17,217*	*1,26,446*	*1,04,790*	*2,10,166*
„ *Burma*	—	—	—	—	—	..	*198*	*204*	*2,420*	*2,411*
TOTAL	—	—	—	—	—	2,09,207	81,532	1,99,383	2,01,324	2,82,638
Total of* SILK, *Raw and Manufactures	—	—	—	—	—	3,17,941	3,29,192	4,59,878	6,49,520	6,94,785
Wool—										
***Raw* (*II. F*)—**	Lbs.	Lbs.	Lbs.	Lbs.	Lbs.					
United Kingdom (*including* Channel Islands)	37,531,133	43,421,332	25,685,145	34,671,053	59,121,623	92,79,691	1,45,82,224	92,16,873	1,37,90,834	2,00,65,498
Canada— *Via* Atlantic Coast	..	127,459	238,087	161,203	65,616	..	52,202	70,682	68,441	45,195
Other British Possessions	..	224	56	140	140	..	145	60	55	80
TOTAL BRITISH EMPIRE	37,831,133	43,548,695	25,923,288	34,832,396	59,187,879	92,79,691	1,46,34,571	92,89,615	1,38,59,330	2,01,10,773
Lithuania	..	..	..	..	9,750	..	..	..	..	6,000
Poland (*including* Danzig)	..	16,800	11,760	..	..	..	5,000	5,250	..	..
Germany	316,058	531,747	189,541	297,241	733,882	1,24,116	2,25,737	69,372	1,21,358	3,32,011
Netherlands	29,680	328,228	332,033	19,488	28,183	14,445	1,36,090	1,24,737	5,800	16,585
Belgium	1,096,382	2,724,610	1,340,750	1,878,931	2,026,591	4,70,306	11,39,447	5,78,985	10,68,585	14,79,219
France	449,655	917,914	581,890	239,041	228,118	1,89,655	3,56,470	1,75,150	77,565	80,254
Italy (*including* Fiume)	18,700	135,873	34,042	32,025	21,221	5,913	55,196	17,577	17,499	15,050
Greece (*including* Crete)	..	4,368	62,876	304,092	239,754	..	1,830	16,960	62,040	69,687
Japan	..	2,352	400	7,000	11,891	..	1,050	240	2,400	5,750
United States of America— *Via* Atlantic Coast	2,490,524	7,609,110	5,580,128	11,710,247	9,256,002	9,04,064	32,78,530	24,70,566	57,45,429	64,71,497
„ Pacific	..	..	..	..	77,052	..	..	..	..	14,299
Other Foreign Countries	16,687	14,602	18,496	36,824	17,893	4,675	4,130	6,300	11,067	6,330
TOTAL FOREIGN COUNTRIES	4,417,086	12,315,604	8,151,916	14,519,889	12,750,340	17,13,254	52,02,940	34,60,137	71,06,799	84,07,232
Share of Bengal	*303,315*	*350,336*	*566,506*	*702,634*	*599,503*	*93,358*	*1,08,981*	*1,53,025*	*1,31,743*	*1,95,863*
„ *Bombay*	*11,436,952*	*19,380,660*	*9,538,785*	*15,262,334*	*11,988,301*	*46,39,271*	*82,64,781*	*39,67,070*	*69,66,949*	*76,97,789*
„ *Sind*	*20,049,892*	*24,565,584*	*22,777,402*	*32,094,393*	*37,517,885*	*61,70,653*	*1,12,72,467*	*84,14,180*	*1,36,94,322*	*2,02,89,120*
„ *Madras*	*392,515*	*1,068,119*	*1,111,657*	*1,192,728*	*1,190,652*	*77,015*	*1,92,152*	*2,04,786*	*2,15,709*	*4,08,062*
„ *Burma*	*61,115*	..	*80,854*	*93,196*	*41,077*	*12,719*	..	*19,692*	*27,416*	*16,380*
TOTAL	32,248,819	55,864,599	34,075,204	49,352,285	51,037,719	1,09,92,945	1,98,87,511	1,27,49,752	2,09,66,129	2,86,08,005
MANUFACTURES—										
***Carpets and Rugs* (*III. S*)—**	Lbs.	Lbs.	Lbs.	Lbs.	Lbs.					
United Kingdom (*including* Channel Islands)	4,283,380	6,709,548	8,284,705	7,034,369	7,486,550	44,61,748	58,49,035	73,90,786	60,32,004	65,60,448
Ceylon (*excluding* Maldives)	467,796	519,116	511,648	162,525	178,038	1,97,201	1,10,265	1,56,395	68,865	53,280
Straits Settlements	19,111	36,510	26,810	23,478	33,236	47,766	85,692	32,589	29,844	34,752
Federated Malay States	2,123	2,369	4,750	2,594	15,851	2,915	3,481	3,033	2,253	10,209
Union of South Africa	8,348	22,903	14,692	16,157	6,595	13,820	29,086	19,000	16,584	8,899
Canada—										
Via Atlantic Coast	35,811	140,035	184,698	147,559	223,491	72,882	2,47,515	3,41,122	3,04,759	3,57,885
„ Pacific „	18,054	27,378	45,278	23,682	64,594	28,740	40,239	63,240	26,811	72,903
Commonwealth of Australia	65,687	53,370	100,005	172,588	117,508	73,324	55,197	96,029	1,53,760	1,00,001
New Zealand	9,269	7,274	14,926	27,155	28,164	12,757	6,693	13,215	24,970	26,573
Other British Possessions	3,274	4,749	4,187	7,159	13,349	5,779	4,671	6,659	9,521	10,911
TOTAL BRITISH EMPIRE	4,913,753	7,523,252	9,142,389	7,617,566	8,162,376	49,26,932	62,61,827	81,22,068	66,68,871	72,85,501

No. 11—*continued*

ARTICLES, AND COUNTRIES OF FINAL DESTINATION; ALSO SHARE OF EACH PROVINCE	QUANTITY					VALUE				
	1932-33	1933-34	1934-35	1935-36	1936-37	1932-33	1933-34	1934-35	1935-36	1936-37
						R	R	R	R	R
Textiles—*continued*										
Wool—*continued*										
MANUFACTURES—*continued*										
Carpets and Rugs (III. S) —continued	Lbs.	Lbs.	Lbs.	Lbs.	Lbs.					
Sweden	978	10,822	5,108	1,642	2,015	2,841	13,601	5,082	2,320	3 139
Germany	720	2,721	1,251	30,660	12,904	3,722	3,862	1,265	1 3,592	8,182
Netherlands	15,253	21,042	1,165	2,125	8,974	18,815	23,484	560	2,065	11,360
Belgium	..	450	2,856	4,564	30,602	..	400	4,165	6,739	22 905
Austria	8,800	..	84	..	..	24,000	..	420	..	..
Turkey, European	2,546	3,040	..	821	..	7,600	5,600	..	1,500	..
Syria	..	800	..	..	594	..	8,000	..	..	1,630
Java	80,777	108,324	61,337	56,118	88,334	960	86,379	46,941	46,186	61,511
Egypt	4.100	330	800	786	359	9,750	3,000	1,000	790	538
United States of America—										
Vid Atlantic Coast	718,451	648,066	713,400	1,152,669	1,083,507	10,23,016	7,89,534	6,57,861	9,70,320	1,62,225
,, Pacific ,,	209,455	126,239	145,025	467,958	490,281	2,47,034	1,09,385	1,23,988	3,39,184	3,13,612
Other Foreign Countries	8,471	6,957	10,949	12,204	17,707	13,225	11,678	16,070	13,065	23,041
TOTAL FOREIGN COUNTRIES	1,049,551	929,191	950,975	1,729,542	1,736,427	14,23,463	10,04,028	8,59,297	13,95,767	13,28,138
Share of Bengal	*4,229,178*	*6,440,136*	*7,150,753*	*6,559,297*	*7,212,696*	*43,74,670*	*53,79,143*	*66,69,314*	*55,17,327*	*61,63,970*
,, *Bombay*	*518,387*	*462,277*	*588,782*	*512,566*	*583,848*	*7,49,153*	*7,24,610*	*5,55,324*	*5,61,122*	*5,99,347*
,, *Sind*	*398,311*	*298,828*	*294,284*	*649,881*	*463,219*	*5,56,767*	*4,02,980*	*3,55,117*	*7,09,746*	*6,29,751*
,, *Madras*	*1,017,189*	*1,246,492*	*1,509,064*	*1,634,174*	*1,637,303*	*6,69,131*	*7,51,534*	*8,79,823*	*9,76,121*	*9,70,280*
,, *Burma*	*239*	*4,660*	*651*	*190*	*237*	*644*	*3,483*	*1,787*	322	*351*
TOTAL	5,963,304	8,452,443	10,093,364	9,347,108	9,897,803	68,50,365	72,66,750	89,81,365	80,64,638	85,63,699
***Piece-goods (III. S)*—**	Yards	Yards	Yards	Yards	Yards					
TOTAL BRITISH EMPIRE	939	75	2,725	2,066	7,345	645	530	5,881	3,114	6,679
United States of America—										
Vid Atlantic Coast	5,740	..	..	10,694	..	13,121	..	..	12,655	..
,, Pacific ,,	82,131	4,204	57,676	12,979	21,748	1,96,329	11,750	74,042	18,087	17,477
Other Foreign Countries	1,504	210	141	1,081	600	2,969	960	608	634	1,639
TOTAL FOREIGN COUNTRIES	89,375	4,414	57,817	24,754	22,348	2,12,419	12,710	74,650	31,356	19,116
Share of Bengal	*84,205*	*4,254*	*58,549*	*23,472*	*23,383*	*2,09,800*	*12,250*	*76,342*	*33,616*	*23,502*
,, *Bombay*	*5,960*	*115*	*1,338*	*3,672*	*844*	*12,579*	*460*	*3,190*	*5,015*	*1,715*
,, *Sind*	*10*	*120*	*141*	*40*	..	*40*	*530*	*508*	*155*	..
,, *Madras*	*139*	..	*514*	*636*	*666*	*145*	..	*391*	*624*	*575*
TOTAL	90,314	4,489	60,542	26,820	29,693	2,13,004	13,240	80,581	34,479	25,795
***Shawls (XII. S)*—**	No.	No.	No.	No.	No.					
Aden and Dependencies	900	1,700	2,900	5,885	9,000	5,000	9,700	12,100	20,430	28,900
Bahrein Islands	300	600	1,100	2,970	2,100	2,000	3,500	3,600	7,800	6,350
Other British Possessions	4,604	225	212	1,176	394	8,791	716	960	7,554	5,005
TOTAL BRITISH EMPIRE	5,804	2,525	4,212	10,031	11,494	15,791	13,916	16,660	35,784	40,255

No. 11—*continued*

ARTICLES, AND COUNTRIES OF FINAL DESTINATION; ALSO SHARE OF EACH PROVINCE	QUANTITY					VALUE				
	1932-33	1933-34	1934-35	1935-36	1936-37	1932-33	1933-34	1934-35	1935-36	1936-37
						R	R	R	R	R
Textiles—*continued*	No.	No.	No.	No.	No.					
Wool—*continued*										
MANUFACTURES—*continued*										
Shawls (III. 8)—continued										
Muskat Territory and Trucial Oman	200	1,000	3,300	7,441	6,200	1,000	7,000	10,200	19,916	16,850
Other Native States in Arabia	492	1,325	2,150	4,370	4,115	2,900	7,450	10,950	20,800	20,420
Other Foreign Countries	632	..	..	..	1	1,511	..	..	..	250
TOTAL FOREIGN COUNTRIES	1,324	2,325	5,450	11,811	10,316	6,411	14,450	21,150	40,716	37,520
Share of Bengal	*1,492*	..	..	*16*	..	*4,174*	..	..	*16*	..
„ *Bombay*	*2,218*	*4,835*	*2,460*	*21,753*	*21,672*	*17,217*	*28,250*	*37,806*	*76,064*	*77,376*
„ *Sind*	*480*	..	*200*	*70*	..	*800*	..	*590*	*400*	..
„ *Madras*	..	*25*	*2*	*3*	*138*	..	*116*	*10*	*30*	*406*
„ *Burma*	*2*	..	..	..	..	*11*	..	..	..	..
TOTAL	7,128	4,860	9,662	21,842	21,810	22,202	28,366	37,810	76,500	77,778
	Lbs.	Lbs.	Lbs.	Lbs.	Lbs.					
Other sorts (III. 8)—										
United Kingdom (*including* Channel Islands)	55,318	32,804	51,870	59,148	71,778	17,985	4,335	11,691	18,430	23,525
Ceylon (*excluding* Maldives)	16,060	21,290	335	114,033	3,353	5,740	8,065	550	25,720	4,184
Straits Settlements	2,520	7,910	..	162	3,536	4,282	6,658	..	500	10,718
Hongkong	..	4,896	..	55	..	..	7,053	..	250	..
Canada—										
Vid Atlantic Coast	524	..	1,400	20,008	3,078	780	..	1,593	32,346	6,101
„ Pacific „	1,104	640	1,464	..	..	1,676	920	1,912	..	..
Other British Possessions	3,156	1,623	1,179	5,009	1,038	5,088	1,921	1,066	4,144	1,700
TOTAL BRITISH EMPIRE	78,682	79,168	56,248	198,435	82,783	35,701	28,942	16,812	81,390	46,231
Italy (*including* Fiume)	..	..	22,904	53,036	119,168	..	..	5,710	9,649	29,487
United States of America—										
Vid Atlantic Coast	99,018	57,883	43,379	10,662	12,739	99,426	39,584	25,764	18,800	16,319
„ Pacific „	46,389	21,750	24,466	..	10,762	54,406	21,785	25,259	..	11,202
Other Foreign Countries	2,816	385	2,078	5,571	8,819	5,322	885	4,370	9,275	10,960
TOTAL FOREIGN COUNTRIES	148,218	80,018	92,827	70,269	151,488	1,59,154	62,254	61,093	32,724	67,968
Share of Bengal	*56,810*	*34,792*	*37,960*	*4,760*	*62,870*	*68,185*	*31,066*	*31,036*	*3,605*	*29,024*
„ *Bombay*	*110,857*	*66,349*	*51,573*	*62,288*	*49,440*	*1,33,123*	*48,825*	*35,978*	*71,797*	*53,540*
„ *Sind*	..	..	*23,744*	*47,416*	*119,430*	..	..	*5,801*	*8,089*	*30,037*
„ *Madras*	*13,772*	*21,240*	..	*114,072*	*2,481*	*3,172*	*7,955*	..	*26,488*	*1,698*
„ *Burma*	*40,901*	*26,800*	*35,778*	*40,168*	..	*5,075*	*3,350*	*4,490*	*5,300*	..
TOTAL	226,900	159,181	149,075	268,704	234,271	1,94,855	91,196	77,905	1,14,114	1,14,199
Total of Woollen manufactures—										
United Kingdom (*including* Channel Islands)	—	—	—	—	—	44,84,050	56,53,370	74,02,727	69,54,186	65,87,473
Aden and Dependencies	—	—	—	—	—	5,000	9,890	12,110	22,540	28,952
Bahrein Islands	—	—	—	—	—	2,000	3,500	3,600	7,800	6,350
Ceylon (*excluding* Maldives)	—	—	—	—	—	2,03,286	1,98,666	1,58,596	94,919	59,204
Straits Settlements	—	—	—	—	—	52,069	42,350	33,289	31,874	45,270
Federated Malay States	—	—	—	—	—	2,915	3,031	4,893	2,378	12,326
Union of South Africa	—	—	—	—	—	13,820	29,026	19,000	16,888	9,357
Kenya Colony	—	—	—	—	—	7,056	4,061	1,536	3,128	4,473

No. 11—*continued*

ARTICLES, AND COUNTRIES OF FINAL DESTINATION; ALSO SHARE OF EACH PROVINCE	QUANTITY					VALUE				
	1932-33	1933-34	1934-35	1935-36	1936-37	1932-33	1933-34	1934-35	1935-36	1936-37
Textiles—*continued*						R	R	R	R	R
Wool—*concluded*										
MANUFACTURES—*concluded*										
***Total of Woollen manufactures*—continued**										
Canada—										
Vid Atlantic Coast	—	—	—	—	—	73,562	2,47,615	3,42,715	3,37,105	3,68,489
„ Pacific „	—	—	—	—	—	44,742	41,159	66,452	26,811	72,903
Commonwealth of Australia	—	—	—	—	—	75,408	55,197	96,879	1,55,888	1,04,137
New Zealand	—	—	—	—	—	12,841	6,946	13,825	25,940	26,848
Other British Possessions	—	—	—	—	—	2,195	9,544	5,799	9,707	7,742
TOTAL BRITISH EMPIRE	—	—	—	—	—	49,70,039	63,05,215	81,61,421	67,89,159	73,28,726
Sweden	—	—	—	—	—	2,841	13,601	5,032	2,620	3,139
Germany	—	—	—	—	—	3,722	3,802	1,265	14,442	8,182
Netherlands	—	—	—	—	—	18,095	23,484	560	2,065	11,360
Belgium	—	—	—	—	—	..	400	4,165	6,739	23,976
Italy (*including* Fiume)	—	—	—	—	—	1,640	2,890	10,364	10,549	31,927
Austria	—	—	—	—	—	24,000	..	420	..	..
Turkey, European	—	—	—	—	—	7,600	5,600	..	1,500	..
Syria	—	—	—	—	—	..	8,000	..	..	1,630
Muscat Territory and Trucial Oman	—	—	—	—	—	1,340	7,000	10,750	20,141	18,710
Other Native States in Arabia	—	—	—	—	—	3,929	7,450	11,450	20,800	22,475
Java	—	—	—	—	—	73,960	86,879	48,941	46,186	61,511
Egypt	—	—	—	—	—	11,180	3,000	1,000	1,196	533
United States of America—										
Vid Atlantic Coast	—	—	—	—	—	11,35,574	7,79,118	6,83,615	9,95,781	8,98,544
„ Pacific „	—	—	—	—	—	4,97,759	1,42,920	2,28,284	3,57,251	3,42,541
Panama (*including* Panama Canal Zone)	—	—	—	—	—	1,320	170	1,827	5,385	7,852
Hawaii	—	—	—	—	—	5,845	..	..	700	1,300
Other Foreign Countries	—	—	—	—	—	12,576	10,068	13,517	14,208	19,062
TOTAL FOREIGN COUNTRIES	—	—	—	—	—	18,01,447	10,94,337	10,16,190	15,00,568	14,52,742
Share of Bengal	—	—	—	—	—	*46,47,629*	*54,22,459*	*69,77,292*	*55,49,564*	*63,16,496*
„ *Bombay*	—	—	—	—	—	*8,92,072*	*8,02,145*	*9,41,742*	*10,13,918*	*10,31,972*
„ *Sind*	—	—	—	—	—	*5,57,607*	*4,03,510*	*3,72,026*	*7,18,400*	*5,59,788*
„ *Madras*	—	—	—	—	—	*6,77,448*	*7,59,605*	*8,30,224*	*10,02,318*	*9,72,851*
„ *Burma*	—	—	—	—	—	*5,730*	*11,833*	*6,277*	*5,522*	*351*
TOTAL	—	—	—	—	—	67,80,486	73 99,552	91,77,611	82,89,722	87,81,468
Total of Wool and Woollens	—	—	—	—	—	1,77,78,431	2,72,87,063	2,19,27,863	2,02 55,851	3,73,89,473
OTHER TEXTILES—										
Raw (II, Q)—	Cwts.	Cwts.	Cwts.	Cwts.	Cwts.					
United Kingdom (*including* Channel Islands)	..	893	15,425	921	4,465	..	7,500	1,31,848	9,245	47,500
Germany	..	4,536	..	..	..	..	48,010	..	..	..
Netherlands	..	5,802	..	..	..	..	57,650	..	..	..
France	..	878	2,807	..	..	..	6,150	19,380	..	..
Belgium	..	..	1,607	..	..	..	..	12,500	..	..
Other Foreign Countries	..	90	..	..	14	..	500	..	..	250
TOTAL FOREIGN COUNTRIES	..	11,396	3,914	..	14	..	1,12,310	31,880	..	250
Share of Bengal	..	*12,289*	*19,339*	*921*	*4,479*	..	*1,19,810*	*1,63,728*	*9,245*	*47,750*

No. 11—*continued*

ARTICLES, AND COUNTRIES OF FINAL DESTINATION; ALSO SHARE OF EACH PROVINCE	QUANTITY					VALUE				
	1932-33	1933-34	1934-35	1935-36	1936-37	1932-33	1933-34	1934-35	1935-36	1936-37
						R	R	R	R	R
Textiles—*concluded*										
Other Textiles—*continued*										
MANUFACTURED (III, T)—										
Ceylon (*excluding* Maldives)	—	—	—	—	—	2,34,488	3,806	2,41,528	5,48,598	6,12,154
Straits Settlements	—	—	—	—	—	..	..	..	..	32,578
Federated Malay States	—	—	—	—	—	..	..	3,019	955	2,738
Nigeria (*including* British Mandated Territory of Cameroons)	—	—	—	—	—	..	..	..	7,280	1,02,970
Mauritius and Dependencies	—	—	—	—	—	..	..	..	..	3,042
Other British Possessions	—	—	—	—	—	3,538	86	2,682	12,765	14,357
TOTAL BRITISH EMPIRE	—	—	—	—	—	2,37,971	3,894	2,52,229	5,64,598	7,73,789
Java	—	—	—	—	—	..	..	2,340	16,003	1,815
United States of America—*Vid* Atlantic Coast	—	—	—	—	—	..	..	7,222	2,909	..
„ Pacific „	—	—	—	—	—	..	..	..	1,350	..
Other Foreign Countries	—	—	—	—	—	1,500	266	4,987	255	5,253
TOTAL FOREIGN COUNTRIES	—	—	—	—	—	1,500	266	14,549	27,517	6,568
Share of Bengal	—	—	—	—	—	*600*	*791*	*501*	*942*	*600*
„ *Bombay*	—	—	—	—	—	*1,500*	..	*1,200*	*900*	*76,208*
„ *Madras*	—	—	—	—	—	*2,37,371*	*3,369*	*2,64,770*	*5,90,245*	*703,090*
„ *Burma*	—	—	—	—	—	..	..	*307*	*28*	*1,616*
TOTAL	—	—	—	—	—	2,39,471	4,160	2,66,778	5,92,115	7,80,807
Total of Textile Raw Materials	—	—	—	—	—	31,86,15,964	41,22,84,708	46,03,84,084	50,92,87,935	63,54,42,737
Total of Yarns and Textile Fabrics	—	—	—	—	—	25,76,87,635	24,89,12,870	25,13,36,061	27,35,48,142	32,74,20,668
Total of Textiles, Raw and Manufactures	—	—	—	—	—	57,63,03,599	66,11,97,578	73,16,70,145	78,27,86,077	96,28,63,405
Tobacco—										
UNMANUFACTURED (I. J)—	Lbs.	Lbs.	Lbs.	Lbs.	Lbs.					
United Kingdom (*including* Channel Islands)	9,046,489	13,299,068	9,260,053	11,702,886	13,208,048	36,35,440	46,94,190	34,14,970	45,35,274	50,38,505
Irish Free State (*a*)	--	282,000	12,500	120,160	335,070	—	99,215	6,250	45,060	1,24,615
Aden and Dependencies	4,394,177	5,397,696	6,089,587	7,815,462	8,336,328	15,85,016	19,66,880	21,87,520	22,24,075	20,45,654
Ceylon (*excluding* Maldives)	80,720	214,968	275,474	197,951	192,292	20,220	62,148	82,068	54,136	53,811
Straits Settlements	800,867	1,166,769	1,236,386	1,071,961	1,112,922	3,00,314	3,87,066	3,72,566	3,50,540	3,40,844
Federated Malay States	386,221	511,931	689,089	677,382	763,183	1,58,355	1,50,668	2,08,650	1,92,677	2,19,765
Hongkong	428,496	711,840	1,185,913	536,600	4,860	38,388	55,067	65,279	30,706	249
British West India Islands (*excluding* Bahamas)	42,701	68,412	60,392	71,899	75,655	20,789	25,546	26,378	27,899	28,371
New Zealand	..	..	..	37,000	..	..	..	..	12,370	..
Other British Possessions	23,618	28,796	29,847	19,505	18,884	4,425	7,682	7,088	7,197	5,155
TOTAL BRITISH EMPIRE	15,203,284	21,681,480	18,769,191	21,749,806	24,140,237	57,57,242	74,48,227	68,75,769	74,79,084	78,76,970
U. S. S. R.—Pacific ports (in Asia)	237,120	..	..	..	..	61,560	..	..	..	..
Denmark	26,523	..	..	..	..	9,942	..	..	..	..
Germany	101,491	12,500	..	6,300	2,500	17,434	1,250	..	510	300
Netherlands	1,666,649	3,512,446	1,429,307	1,231,002	1,121,382	3,99,449	4,10,288	1,96,141	2,01,467	2,08,206
Belgium	24,128	367,265	88,325	7,750	19,030	5,785	58,555	19,864	1,795	3,410
Turkey, Asiatic	21,385	35,616	..	..	..	2,315	7,420	..	..	..
Muskat Territory and Trucial Oman	35,998	14,892	19,712	9,912	30,912	11,782	1,385	1,741	805	3,002
Other Native States in Arabia	355,600	264,992	103,661	76,496	..	1,19,525	96,080	37,980	18,650	..
Japan	3,144,552	3,312,988	5,898,679	5,623,601	9,000,237	9,45,951	9,87,799	11,14,058	10,78,291	6,49,390
China (*exclusive* of Hongkong and Macao)	71,620	2,068	9,020	275	168,843	7,144	230	760	40	17,790
Egypt	..	..	11,692	37,811	20,729	..	..	4,868	13,092	7,774
Dutch West Indies(Curacao)	..	..	8,816	..	21,867	..	..	3,306	..	8,200
Other Foreign Countries	4,094	2,723	4,884	175	117	1,988	1,225	1,418	112	35
TOTAL FOREIGN COUNTRIES	5,689,520	7,524,990	7,560,096	6,992,822	4,385,567	15,82,879	15,64,777	13,79,486	13,15,752	8,98,607

(*a*) Included in the "United Kingdom" prior to 1933-34.

No. 11—*continued*

ARTICLES, AND COUNTRIES OF FINAL DESTINATION; ALSO SHARE OF EACH PROVINCE	QUANTITY					VALUE				
	1932-33	1933-34	1934-35	1935-36	1936-37	1932-33	1933-34	1934-35	1935-36	1936-37
						R	R	R	R	R
Tobacco—*continued*										
UNMANUFACTURED (I. J)—*continued*	Lbs.	Lbs.	Lbs.	Lbs.	Lbs.					
Share of Bengal	2,887,607	2,500,915	3,192,668	337,769	247,923	6,07,794	5,74,105	2,43,423	33,888	64,634
,, *Bombay*	4,875,207	5,605,810	6,024,942	7,365,252	8,316,021	17,88,739	20,57,159	22,06,243	22,40,601	20,43,076
,, *Sind*	6,580	14,392	21,000	9,912	30,912	862	1,355	1,856	895	3,008
,, *Madras*	12,231,004	19,650,085	16,325,174	20,026,691	19,407,327	46,71,778	61,52,240	50,65,186	63,38,604	65,07,491
,, *Burma*	1,142,316	1,235,268	1,732,503	993,004	523,121	2,71,598	2,18,115	2,38,547	1,81,698	1,58,374
TOTAL	20,892,804	29,206,470	26,349,287	28,742,628	28,525,804	73,40,821	90,13,004	77,55,255	87,95,686	87,75,577
MANUFACTURED—										
Cigars (I. J)—	Lbs.	Lbs.	Lbs.	Lbs.	Lbs.					
United Kingdom (*including* Channel Islands)	29,266	34,133	37,141	42,700	29,154	36,091	47,514	47,126	61,458	40,785
Aden and Dependencies	3,909	4,739	4,552	5,252	6,645	5,239	6,038	6,726	8,521	9,941
Ceylon (*excluding* Maldives)	17,679	11,988	7,984	10,070	9,679	15,046	16,820	11,609	16,533	16,982
Straits Settlements	27,510	6,812	11,512	8,854	5,317	24,038	4,615	7,058	4,776	2,193
Other British Possessions	1,840	1,107	3,580	2,335	2,556	3,272	1,880	2,919	3,301	3,896
TOTAL BRITISH EMPIRE	80,504	58,304	64,772	69,211	53,351	83,786	76,867	76,338	94,589	73,797
Iraq	3,449	1,164	3,259	2,192	2,864	5,248	2,193	5,276	3,489	2,690
Other Foreign Countries	5,994	4,816	2,460	1,953	3,908	6,066	6,285	3,928	3,129	3,326
TOTAL FOREIGN COUNTRIES	9,443	5,980	5,719	4,145	6,272	11,314	8,478	9,204	6,609	6,016
Share of Bengal	7,395	695	2,967	280	..	1,807	1,147	1,674	243	..
,, *Bombay*	4,171	2,224	3,498	2,668	2,483	6,633	3,886	5,794	4,843	3,818
,, *Sind*	12	..	..	..	1,938	12	..	..	..	757
,, *Madras*	28,472	24,149	26,303	18,892	29,943	35,440	32,101	30,929	32,415	34,178
,, *Burma*	49,397	37,316	37,723	51,526	35,259	57,163	47,911	47,145	63,697	41,666
TOTAL	89,947	64,284	70,491	73,356	69,623	95,050	84,245	85,512	1,01,198	79,818
Cigarettes (I. J)—	Lbs.	Lbs.	Lbs.	Lbs.	Lbs.					
Ceylon (*excluding* Maldives)	75,161	140 902	208,708	227,956	291,507	66,536	1,13,725	1,60,498	1 93,798	2,59,011
Straits Settlements	76,734	44,456	18,554	16,396	7,649	55,895	31,995	14,305	10,110	7 168
Federated Malay States	101,505	68,223	77,787	82,785	67,284	82,252	68,156	73,163	78,078	66,746
Other British Possessions	10,793	3,913	3,686	2,956	5,249	7,608	3,887	3,499	3,182	7,224
TOTAL BRITISH EMPIRE	264,193	257,554	308,735	328,493	371,689	2,12,291	2,12,763	2,50,465	2,85,163	3,40,149
TOTAL FOREIGN COUNTRIES	168	96	768	82	422	60	41	557	115	265
Share of Bengal	..	96	..	..	12	..	41	..	..	64
,, *Bombay*	7,413	3,130	3,611	3,935	7,322	5,778	4,185	5,091	5,926	10,196
,, *Sind*	..	..	768	..	..	..	..	557	..	..
,, *Madras*	256,948	254,424	300,124	324,540	364,777	2,06,573	2,08,578	2,45,464	2,79,353	3,30,164
TOTAL	264,361	257,650	304,503	328,575	372,111	2,12,351	2,12,804	2,51,022	2,85,278	3,40,414

No. 11—*continued*

ARTICLES, AND COUNTRIES OF FINAL DESTINATION; ALSO SHARE OF EACH PROVINCE	QUANTITY					VALUE				
	1932-33	1933-34	1934-35	1935-36	1936-37	1932-33	1933-34	1934-35	1935-36	1936-37
Tobacco—*continued*						R	R	R	R	R
MANUFACTURED—*continued*										
Other sorts (J.J)—	Lbs.	Lbs.	Lbs.	Lbs.	Lbs.					
Ceylon (*excluding* Maldives)	13,748	37,967	18,117	5,937	16,608	2,700	6,933	3,211	1,517	3,263
Maldives	231,536	300,720	440,571	272,852	253,503	35,200	37,884	63,545	27,300	32,100
Other British Possessions	12,139	23,061	50,264	30,624	15,561	5,048	7,236	6,734	6,740	5,218
TOTAL BRITISH EMPIRE	317,423	361,748	508,952	309,413	285,077	43,548	51,853	73,490	35,563	40,581
Netherlands	..	..	73,500	58,100	..	..	..	6,887	5,774	..
Maskat Territory and Trucial Oman	14,680	14,107	18,603	11,752	11,660	8,911	7,183	7,122	6,283	4,697
Other Native States in Arabia	36,066	45,264	46,842	70,422	44,882	7,030	7,186	7,091	11,360	7,649
Other Foreign Countries	7,369	10,377	4,906	3,854	4,551	3,745	3,012	3,851	2,045	2,365
TOTAL FOREIGN COUNTRIES	58,115	69,748	143,851	144,128	61,093	19,686	17,381	25,051	25,482	14,711
Share of Bengal	*251,443*	*412,666*	*629,952*	*443,426*	*331,656*	*52,335*	*56,786*	*39,067*	*53,238*	*48,104*
" *Bombay*	*1,477*	*728*	*1,032*	*396*	*359*	*741*	*757*	*575*	*220*	*174*
" *Sind*	*10,930*	*10,351*	*8,989*	*9,162*	*8,212*	*7,374*	*6,934*	*5,469*	*5,913*	*3,977*
" *Madras*	*1,218*	*7,661*	*12,830*	*1,557*	*1,628*	*1,444*	*4,647*	*3,410*	*1,616*	*1,747*
" *Burma*	*480*	*90*	..	..	*2,015*	*210*	*28*	..	..	*1,370*
TOTAL	375,538	431,496	652,803	453,541	346,770	62,634	69,214	98,541	61,045	55,292
***Total of Tobacco*—**	Lbs.	Lbs.	Lbs.	Lbs.	Lbs.					
United Kingdom (*including* Channel Islands)	9,075,810	13,336,866	9,297,349	11,745,175	13,327,272	36,71,674	47,42,489	34,62,212	45,07,232	50,99,501
Irish Free State (a)	—	282,000	12,500	120,160	335,084	—	99,215	6,250	45,060	1,24,646
Aden and Dependencies	4,102,378	5,403,989	6,075,153	7,336,820	8,358,449	15,91,051	19,74,570	21,95,931	22,84,631	20,61,291
Ceylon (*excluding* Maldives)	187,308	405,880	505,283	441,914	510,086	1,04,502	1,99,121	2,57,386	2,55,979	3,33,067
Maldives	313,374	320,668	463,305	278,320	266,367	40,350	41,916	56,948	28,565	34,789
Straits Settlements	903,757	1,224,449	1,280,721	1,099,379	1,129,931	3,82,866	4,26,155	3,98,338	3,67,120	3,52,902
Federated Malay States	487,726	581,396	766,876	763,217	833,677	2,35,607	2,15,074	2,75,813	2,70,805	2,86,721
Hongkong	423,548	711,900	1,185,983	736,600	4,860	38,425	55,127	65,251	30,706	249
Zanzibar and Pemba	9,757	4,904	5,565	3,609	4,245	6,764	3,700	3,605	3,176	3,545
British West India Islands (*excluding* Bahamas)	42,883	68,412	60,892	71,428	75,655	21,939	25,646	36,378	27,988	28,371
New Zealand	..	..	212	88,152	90	..	..	115	13,227	276
Other British Possessions	5,628	13,622	13,311	25,154	10,238	5,199	6,267	7,735	10,760	6,139
TOTAL BRITISH EMPIRE	15,865,164	22,859,086	19,666,650	22,450,023	24,850,964	60,97,517	77,89,210	67,76,062	75,95,249	83,31,497
U. S. S. R.—										
Pacific Ports (in Asia)	237,120	..	..	..	..	61,560	..	..	..	..
Denmark	26,707	..	..	..	..	10,105	..	..	..	..
Germany	101,731	12,500	..	6,300	2,500	17,444	1,250	..	510	300
Netherlands	1,668,693	3,514,817	1,494,054	1,289,188	1,121,629	3,99,513	4,12,799	2,03,443	2,07,336	2,08,589
Belgium	21,135	367,265	83,325	7,750	19,030	5,785	58,555	10,864	1,795	3,410
Turkey, Asiatic	81,485	35,716	410	..	..	2,445	7,569	152	..	..
Iraq	3,441	1,347	3,495	2,192	2,384	5,249	2,693	5,476	3,480	2,715
Maskat Territory and Trucial Oman	59,678	28,613	30,083	21,746	41,778	20,093	8,703	9,420	7,293	8,616
Other Native States in Arabia	362,836	310,826	151,003	146,918	45,118	1,28,205	1,04,616	46,321	30,030	7,879
Japan	3,141,052	3,313,034	5,898,717	5,623,601	3,000,249	9,45,951	9,87,840	11,14,181	10,78,291	6,40,891
China (*exclusive* of Hongkong and Macão)	72,273	2,581	9,563	527	169,580	7,539	586	1,690	365	18,538

(a) Included in the "United Kingdom" prior to 1933-34.

No. 11– *continued*

ARTICLES, AND COUNTRIES OF FINAL DESTINATION; ALSO SHARE OF EACH PROVINCE	QUANTITY					VALUE				
	1932-33	1933-34	1934-35	1935-36	1936-37	1932-33	1933-34	1934-35	1935-36	1936-37
						R	R	R	R	R
Tobacco—*concluded*										
***Total of Tobacco*—continued**	Lbs.	Lbs.	Lbs.	Lbs.	Lbs.					
Egypt	8,746	453	12,433	38,078	22,111	2,747	576	5,695	15,267	8,602
Dutch West Indies (Curaçao)	..	..	8,810	..	21,867	..	..	3 806	..	8,200
Other Foreign Countries	11,888	14,162	9,535	4,877	4,078	6,708	5,420	4,934	3,591	2,859
TOTAL FOREIGN COUNTRIES	5,757,246	7,600,814	7,710,484	7,141,177	4,453,354	16,18,389	15,90,657	14,14,298	13,47,958	9,19,599
Share of Bengal	*2,956,445*	*2,914,272*	*2,825,537*	*270,475*	*582,591*	*6,62,436*	*6,32 079*	*3,34,164*	*87,567*	*1,12,792*
„ *Bombay*	*4,888,268*	*5,611,892*	*6,033,083*	*7,391,541*	*8,326,185*	*18,01,936*	*20,65,987*	*22,17,613*	*22,51,589*	*20,55,678*
„ *Sind*	*17,512*	*24,743*	*36,757*	*19,074*	*41,082*	*3,248*	*3,369*	*7,902*	*6,868*	*7,736*
„ *Madras*	*12,567,132*	*20,136,319*	*16,667,431*	*20,372,480*	*13,794,015*	*49,15,235*	*61,07,586*	*53,44,989*	*(6,51,988*	*68,73,560*
„ *Burma*	*1,192,693*	*1,272,674*	*1,826,226*	*1,044,530*	*560,395*	*3,23,001*	*2,65,846*	*2,85,692*	*2,45,395*	*2,01,310*
TOTAL	21,622,650	29.059,900	27,377,084	29,598,100	29,304,308	77,10,856	93,79,867	81,90,360	92,43,207	92,51,096
Toys and requisites for games and sports, *including* fishing tackle *(other than* firearms) (III. U)—										
United Kingdom *(including* Channel Islands)	—	—	—	—	—	34,689	1,05 216	2,17,478	3,02,516	3,21,517
Irish Free State*	—	—	—	—	—	—	..	..	927	5,299
Aden and Dependencies	—	—	—	—	—	1,572	1 081	1,626	903	5 379
Ceylon (*excluding* Maldives)	—	—	—	—	—	12,109	13,253	22,575	16,051	3 781
Straits Settlements	—	—	—	—	—	5 82[illegible]	6,560	6 263	11,135	12,2[illegible]2
Union of South Africa	—	—	—	—	—	38,052	43,382	48,806	83,056	1,13,294
Kenya Colony	—	—	—	—	—	3,194	4,382	5,909	5,979	[illegible]3 093
Anglo-Egyptian Sudan	—	—	—	—	—	4,350	931	1,915	3,417	6,882
Canada— *Vid* Atlantic Coast	—	—	—	—	—	1,478	1,948	283		3,238
„ Pacific „	—	—	—	—	—	2,177	4,655	4,092	5,350	2,333
[illegible] Islands (*excluding* Bahamas)	—	—	—	—	—	4,371	5,776	11,822	7,459	2 219
Commonwealth of Australia	—	—	—	—	—	28,084	40,412	31,981	35,826	30,806
New Zealand	—	—	—	—	—	18,291	31,773	87,328	45,083	57,[illegible]11
Other British Possessions	—	—	—	—	—	9,208	5,565	10,441	10,158	12,686
TOTAL BRITISH EMPIRE	—	—	—	—	—	1,63,285	2,64,934	4,00,609	5,27,942	6,00,339
Sweden	—	—	—	—	—	18,931	60,094	32,795	20,169	63,036
Norway	—	—	—	—	—	3,020	7,178	8,042	4,752	5,618
Denmark	—	—	—	—	—	462	4,741	..	788	7,625
Netherlands	—	—	—	—	—	5,452	12,647	13,883	16,442	28,359
Italy (*including* Fiume)	—	—	—	—	—	1,701	4,382	2,130	6,508	2,760
Hungary	—	—	—	—	—	..	..	..	..	9,500
Iraq	—	—	—	—	—	3,230	3,661	1,654	5,157	7,549
Java	—	—	—	—	—	6,837	6,315	3,916	4,309	9,102
Philippines	—	—	—	—	—	460	814	691	6,075	7,174
Egypt	—	—	—	—	—	3,304	5,536	1,608	3,158	2,887
Portuguese East Africa	—	—	—	—	—	11,898	14,061	20,214	7,232	7,511
United States of America— *Vid* Atlantic Coast	—	—	—	—	—	55,415	82,469	33.084	55,507	1,24,691
„ Pacific „	—	—	—	—	—	43,832	39,340	39,930	61,622	52,876
Argentine Republic (*including* the Atlantic Coast of Patagonia)	—	—	—	—	—	2,661	3,718	3,825	6,434	2,757
Other Foreign Countries	—	—	—	—	—	11,851	17,277	22,961	22,851	24,488
TOTAL FOREIGN COUNTRIES	—	—	—	—	—	1,08,604	2,60,183	1,85,533	2,27 094	3,55,983
Share of Bengal	—	—	—	—	—	*1,48,363*	*1,65,779*	*1,64,345*	*1,76,682*	*1,50,776*
„ *Bombay*	—	—	—	—	—	*1,27,006*	*2,18,019*	*2,03,536*	*2,03,305*	*2,73,157*
„ *Sind*	—	—	—	—	—	*43,492*	*1,42,362*	*2,05,945*	*3,50,232*	*4,80,738*
„ *Madras*	—	—	—	—	—	*7,501*	*7,585*	*12,140*	*13,519*	*11,356*
„ *Burma*	—	—	—	—	—	*637*	*322*	*172*	*298*	*276*
TOTAL	—	—	—	—	—	3,81,989	5,34,007	5 86,142	7,55,036	9,56,272

* Included in the United Kingdom prior to 1933-34.

No. 11—*continued*

ARTICLES, AND COUNTRIES OF FINAL DESTINATION; ALSO SHARE OF EACH PROVINCE	QUANTITY					VALUE				
	1932-33	1933-34	1934-35	1935-36	1936-37	1932-33	1933-34	1934-35	1935-36	1936-37
						R	R	R	R	R
Umbrellas, *including* parasols and sunshades (III. U)—	No.	No.	No.	No.	No.					
Straits Settlements	6,144	5,837	6,606	1,500	8,028	7,495	4,552	5,158	1,850	2,130
Tanganyika Territory	..	120	1,944	3,052	5,874	..	200	2,600	4,500	7,000
Mauritius and Dependencies	900	4,478	5,468	5,760	6,048	1,125	6,153	5,334	5,348	5,688
Other British Possessions	4,549	5,746	3,098	4,316	3,923	6,576	8,184	4,268	5,622	5,315
TOTAL BRITISH EMPIRE	11,593	16,181	17,116	14,628	18,873	15,196	19,089	17,360	16,820	20,133
TOTAL FOREIGN COUNTRIES	3,710	2,635	1,142	2,502	4,076	6,291	5,496	2,024	3,423	4,931
Share of Bengal	*9,568*	*13,356*	*13,383*	*8,735*	*9,161*	*11,550*	*14,008*	*12,115*	*8,043*	*7,939*
" *Bombay*	*5,067*	*5,089*	*4,629*	*3,681*	*12,891*	*8,935*	*9,635*	*6,895*	*11,865*	*16,198*
" *Sind*	..	..	*30*	*30*	..	..	..	*30*	*30*	..
" *Madras*	*490*	..	..	*34*	*116*	*725*	..	..	*90*	*135*
" *Burma*	*196*	*371*	*216*	*200*	*781*	*277*	*944*	*343*	*215*	*848*
TOTAL	15,303	18,816	18,258	17,130	22,949	21,487	24,585	19,384	20,243	25,114
Vehicles (*excluding* Locomotives, etc., for Railways)—										
Carriages and carts (III. O)—	No.	No.	No.	No.	No.					
Ceylon (*excluding* Maldives)	2	1	1	..	..	5,100	325	150	..	..
Other British Possessions	..	30	1	16	9	..	2,940	400	735	1,255
TOTAL BRITISH EMPIRE	2	31	2	16	9	5,100	3,265	550	735	1,255
TOTAL FOREIGN COUNTRIES	1	8	15	18	1	300	1,200	2,136	1,731	20
Share of Bengal	..	*1*	..	..	..	..	*325*	..	..	..
" *Bombay*	..	*37*	*14*	*29*	*9*	..	*2,940*	*2,566*	*1,721*	*1,100*
" *Sind*	*1*	*1*	..	*5*	..	*300*	*200*	..	*745*	..
" *Madras*	*2*	..	..	..	..	*5,100*	..	..	..	..
" *Burma*	..	..	*3*	..	*1*	..	..	*120*	..	*75*
TOTAL	3	39	17	34	10	5,400	4,465	2,686	2,466	1,275
Parts of carriages and carts (III. O)—										
TOTAL BRITISH EMPIRE	—	—	—	—	—	250	1,065	1,146	3,460	8,893
TOTAL FOREIGN COUNTRIES	—	—	—	—	—	..	..	150	900	155
Share of Bengal	—	—	—	—	—	*100*	*360*	*200*	*430*	..
" *Bombay*	—	—	—	—	—	*150*	*705*	*946*	*3,170*	*3,142*
" *Sind*	—	—	—	—	—	..	..	*150*	*500*	..
" *Madras*	—	—	—	—	—	..	..	..	..	*906*
" *Burma*	—	—	—	—	—	..	..	..	*260*	..
TOTAL	—	—	—	—	—	250	1,065	1,296	4,360	9,048

No. 11—*continued*

ARTICLES, AND COUNTRIES OF FINAL DESTINATION; ALSO SHARE OF EACH PROVINCE	QUANTITY					VALUE				
	1932-33	1933-34	1934-35	1935-36	1936-37	1932-33	1933-34	1934-35	1935-36	1936-37
Vehicles (*excluding* Locomotives, etc., for Railways)—*continued.*						R	R	R	R	R
***Ships, parts of* (including *Launches and Boats*) (*III. O*)—**										
United Kingdom (*including* Channel Islands)	—	—	—	—	—	..	..	205	..	6,275
Aden and Dependencies	—	—	—	—	—	2,425	780	1,418	1,575	6,240
Ceylon (*excluding* Maldives)	—	—	—	—	—	30,000	850	70	1,400	5,368
Other British Possessions	—	—	—	—	—	255	..	60	84	4
TOTAL BRITISH EMPIRE	—	—	—	—	—	32,680	1,630	1,748	3,059	17,887
Native States in Arabia *other than* Maskat Territory and Trucial Oman	—	—	—	—	—	4,290	1,325	1,750	900	5,434
Other Foreign Countries	—	—	—	—	—	60	..	1,900	2,125	1,225
TOTAL FOREIGN COUNTRIES	—	—	—	—	—	4,350	1,325	3,650	3,025	6,709
Share of Bengal	—	—	—	—	—	..	..	..	*200*	*180*
" *Bombay*	—	—	—	—	—	..	..	*5*	..	*2,185*
" *Sind*	—	—	—	—	—	..	..	*40*	..	..
" *Madras*	—	—	—	—	—	*7,030*	*2,955*	*5,018*	*4,434*	*12,584*
" *Burma*	—	—	—	—	—	*30,000*	..	*335*	*1,400*	*2,617*
TOTAL	—	—	—	—	—	37,030	2,955	5,393	6,034	24,596
Other kinds (III. O)—										
Aden and Dependencies	—	—	—	—	—	..	..	..	42,770	..
Other British Possessions	—	—	—	—	—	..	..	300	640	830
TOTAL BRITISH EMPIRE	—	—	—	—	—	..	..	300	43,410	830
TOTAL FOREIGN COUNTRIES	—	—	—	—	—	..	..	300	300	678
Share of Bombay	—	—	—	—	—	..	..	*300*	*43,370*	*425*
" *Madras*	—	—	—	—	—	..	..	*300*	*340*	*550*
" *Burma*	—	—	—	—	—	..	..	..	..	*283*
TOTAL	—	—	—	—	—	..	..	600	43,710	1,508
TOTAL OF VEHICLES, ETC.	—	—	—	—	—	42,680	8,485	9,980	56,620	86,427
Wax of all kinds, *other than* paraffin wax (*excluding* candles) (*II. L*)—	Cwts.	Cwts.	Cwts.	Cwts.	Cwts.					
United Kingdom (*including* Channel Islands)	705	734	1,940	1,041	3,724	51,071	42,100	1,05,676	1,16,687	2,18,663
Ceylon (*excluding* Maldives)	381	204	167	382	183	16,537	9,807	8,874	19,247	9,651
Straits Settlements	184	827	577	312	65	7,085	11,736	27,205	19,227	3,711
Hongkong	207	97	226	336	88	9,740	3,285	8,150	16,120	1,420
Other British Possessions	154	45	..	26	27	3,557	1,150	..	1,670	648
TOTAL BRITISH EMPIRE	1,581	1,407	2,910	2,047	3,987	88,990	68,078	1,49,905	1,72,951	2,29,093
Netherlands	..	..	..	..	103	..	..	..	..	6,418
Belgium	..	..	..	..	138	..	..	..	..	6,670
Japan	9,360	12	..	..	21	2,03,462	360	..	..	1,092
Other Foreign Countries	95	72	178	201	335	5,000	3,374	5,495	6,802	13,749
TOTAL FOREIGN COUNTRIES	10,054	84	178	201	597	2,14,462	3,734	5,495	6,802	27,029

No. 11—*continued*

ARTICLES, AND COUNTRIES OF FINAL DESTINATION; ALSO SHARE OF EACH PROVINCE	QUANTITY					VALUE				
	1932-33	1933-34	1934-35	1935-36	1936-37	1932-33	1933-34	1934-35	1935-36	1936-37
Wax of all kinds *other than* paraffin wax (*excluding* candles) (II. L)—*continued*	Cwts.	Cwts.	Cwts.	Cwts.	Cwts.	R	R	R	R	R
Share of Bengal	*1,248*	*1,249*	*2,617*	*2,264*	*3,200*	*58,356*	*59,767*	*1,21,634*	*1,21,368*	*1,51,75*
" *Bombay*	..	*3*	*318*	*453*	*842*	..	*166*	*16,567*	*33,986*	*45,23*
" *Sind*	*3*	*50*	..	*100*	*58*	*244*	*4,710*	..	*7,250*	*4,18*
" *Madras*	*44*	*26*	*31*	*62*	*189*	*3,837*	*2,532*	*1,393*	*3,316*	*6,95*
" *Burma*	*10,360*	*133*	*117*	*169*	*355*	*2,17,616*	*4,659*	*5,914*	*7,895*	*18,94*
TOTAL	11,645	1,491	3,083	3,148	4,584	3,03,352	71,812	1,55,400	1,79,813	2,57,02
Wood and Timber—										
Teak wood (II. 5)—	Cubic tons	Cubic tons	Cubic tons	Cubic tons	Cubic tons					
United Kingdom (*including* Channel Islands)	11,756	16,681	29,352	39,385	45,789	28,36,733	39,23,878	61,86,003	76,41,719	95,88,315
Irish Free State (a)	—	..	37	179	1,057	—	..	7,155	32,895	3,48,628
Malta and Gozo	..	..	..	101	200	..	..	..	15,814	32,621
Palestine	..	97	15	..	2	..	23,401	3,315	..	996
Aden and Dependencies	34	54	65	98	131	3,507	8,874	10,688	10,305	23,646
Bahrein Islands	21	43	41	50	120	5,142	7,570	8,867	16,020	34,045
Ceylon (*excluding* Maldives)	952	621	949	1,524	1,682	1,47,565	84,868	1,35,952	1,94,702	2,44,258
Straits Settlements	27	16	21	28	84	4,467	2,183	4,364	3,833	12,503
Hongkong	58	12	21	..	2	7,275	1,843	3,688	..	164
Union of South Africa	699	3,656	3,630	3,695	6,383	1,71,319	9,05,758	7,87,298	6 61,997	13,13,894
Zanzibar and Pemba	140	42	165	192	270	21,738	6,769	25,803	22,259	50,293
Kenya Colony	131	154	114	204	110	20,627	28,083	14,735	37,652	14,491
Anglo-Egyptian Sudan	..	..	1	4	232	..	..	300	897	55,817
Mauritius and Dependencies	240	646	371	837	56	32,950	69,023	47 080	1,01,884	7,430
Commonwealth of Australia	87	217	135	171	182	22,148	58,445	38,013	37,982	42,272
New Zealand	9	7	8	29	69	2,333	2,135	1,337	7,411	15,188
Other British Possessions	18	27	28	43	33	1,883	2,800	4,238	3,493	3,443
TOTAL BRITISH EMPIRE	14,162	22,223	34,953	46,524	57,002	32,77,742	51,20,637	72,72,821	87,78,758	1,17,87,999
Norway	84	11	20	61	100	15,006	3,043	4,600	12,382	24,989
Sweden	35	67	177	577	226	8,568	17,519	48 568	1,38,309	65,397
Denmark	43	73	129	376	174	13,105	16,353	31,320	86,541	51,042
Germany	249	1,239	2,321	4,587	5,695	67,298	3,19,806	5,65,457	10,40,232	14,00,554
Netherlands	485	425	508	451	1,088	1,02,488	70,112	89,436	83,266	2,55,433
Belgium	517	508	299	810	375	1,30,307	1,00,913	60,356	1,53,564	67,613
France	25	7	103	123	118	5,557	1,069	22,105	24,010	21,089
Spain	35	..	..	80	..	9,459	..	..	4,556	..
Italy (*including* Fiume)	293	..	396	194	125	80,472	..	93,679	42,939	30,120
Yugoslavia (Kingdom of the Serbs, Croats and Slovenes)	..	..	..	42	90	..	..	..	8,925	19,956
Greece (*including* Crete)	..	..	28	20	..	..	..	5,433	3,218	..
Turkey, Asiatic	..	..	64	46	80	..	..	8,735	5,360	11,604
Syria	..	129	14	..	..	..	33,926	4,747	..	..
Maskat Territory and Trucial Oman	13	27	56	52	59	1,895	3,190	4,825	3,708	5,797
Other Native States in Arabia	63	46	104	46	90	6,770	5,110	8,284	3,600	5,595
Iraq	837	857	967	1,019	769	1,22,517	1,83,644	1,95,571	1,78,564	1,84,967
Iran	7	40	325	249	472	1,289	10,746	88,118	61,962	1,10,600
Philippines	..	..	..	..	86	..	..	..	..	20,640
Japan	40	..	..	31	..	10,780	..	..	7,801	..
China (*exclusive* of Hongkong and Macao)	5	..	376	1	..	809	..	27,929	232	..
Egypt	67	219	371	474	322	16,611	52,996	82,903	1,03,520	74,839
Portuguese East Africa	392	321	737	2,028	2,141	89,585	69,734	1,29,006	3,20,783	3,71,275
United States of America—Via Atlantic Coast	186	490	568	421	429	56,172	1,07,284	1,48,872	1,03,989	1,24,452
" Pacific "	6	31	483	48	41	1,800	9,274	1,31,006	12,332	11,075
Hawaii	..	..	101	..	..	..	..	21,612	..	..
Other Foreign Countries	4	19	4	32	..	498	5,308	740	7,846	20
TOTAL FOREIGN COUNTRIES	3,186	4,515	8,154	11,718	12,480	7,40,381	10,10,024	17,68,402	23,03,728	23,07,055

(a) Included in the "United Kingdom" prior to 1933-34.

No. 11—*continued*

ARTICLES, AND COUNTRIES OF FINAL DESTINATION; ALSO SHARE OF EACH PROVINCE	QUANTITY					VALUE				
	1932-33	1933-34	1934-35	1935-36	1936-37	1932-33	1933-34	1934-35	1935-36	1936-37
						R	R	R	R	R
Wood and Timber—*continued*										
Teak wood (II. R)—continued	Cubic tons	Cubic tons	Cubic tons	Cubic tons	Cubic tons					
Share of Bengal	*113*	*7*	*16*	*21*	*6*	*12,308*	*1,500*	*1,430*	*5,366*	*1,658*
„ Bombay	*989*	*1,417*	*1,946*	*1,493*	*1,143*	*1,89,542*	*3,13,073*	*3,67,709*	*2,80,163*	*2,35,810*
„ Sind	*1*	*26*	*1*	*3*	*64*	*437*	*7,164*	*463*	*340*	*9,044*
„ Madras	*169*	*184*	*382*	*186*	*421*	*23,762*	*15,240*	*24,504*	*21,330*	*41,140*
„ Burma	*16,055*	*23,124*	*40,228*	*55,441*	*67,848*	*37,91,744*	*57,93,084*	*86,47,114*	*1,08,65,276*	*1,43,07,402*
TOTAL	17,348	24,758	43,107	58,242	69,482	40,18,093	61,30,661	90,41,223	1,11,72,481	1,45,95,054
Teak Logs (II. R)—	Tons	Tons	Tons	Tons	Tons					
United Kingdom (*including* Channel Islands)	3,033	3,585	4,136	4,893	4,063	4,28,493	5,15,811	6,13,090	7,23,499	5,91,405
TOTAL FOREIGN COUNTRIES	..	..	1	..	17	..	..	60	..	1,457
Share of Bombay	..	..	*1*	..	..	..	..	*60*	..	..
„ Madras	..	..	..	..	*17*	..	..	..	..	*1,457*
„ Burma	*3,033*	*3,585*	*4,136*	*4,893*	*4,063*	*4,28,493*	*5,15,811*	*6,13,090*	*7,23,499*	*5,91,405*
TOTAL	3,033	3,585	4,137	4,893	4,080	4,28,493	5,15,811	6,13,150	7,23,499	5,92,862
Fire wood (II. R)—	Tons	Tons	Tons	Tons	Tons					
TOTAL BRITISH EMPIRE	20	20	1	12	..	165	80	6	82	..
Native States in Arabia *other than* Muscat Territory and Trucial Oman	408	219	131	56	6	7,113	3,311	2,397	825	80
Other Foreign Countries	..	..	..	..	1	..	..	8	..	31
TOTAL FOREIGN COUNTRIES	408	219	131	56	7	7,113	3,311	2 405	825	111
Share of Bombay	..	..	..	..	*1*	..	..	..	..	*31*
„ Sind	*409*	*219*	*131*	*56*	*6*	*1,113*	*3,311*	*2,405*	*825*	*80*
„ Madras	*20*	..	*1*	*12*	..	*165*	..	*6*	*82*	..
„ Burma	..	*20*	..	..	..	..	*80*	..	..	..
TOTAL	428	239	132	68	7	7,278	3,391	2,411	907	111
Hardwood (*other than* teak)(II.R)—(a)		Cubic tons	Cubic tons	Cubic tons	Cubic tons					
United Kingdom (*including* Channel Islands)	—	528	643	972	1,702	—	63,912	63,538	1,03,372	1,73,462
Union of South Africa	—	7	10	66	116	—	600	800	6,000	11,673
Other British Possessions	—	5	42	12	27	—	449	6,014	1,800	2,069
TOTAL BRITISH EMPIRE	—	540	695	1,050	1,845	—	64,961	70,352	1,11,172	1,87,204
Iraq	—	62	29	..	..	—	6,150	2,141	..	..
Other Foreign Countries	—	26	14	14	15	—	4,734	1,546	2,687	2,068
TOTAL FOREIGN COUNTRIES	—	88	43	14	15	—	10,884	3,687	2,687	2,068
Share of Bombay	—	*33*	*8*	..	..	—	*7,392*	*1,026*	..	..
„ Madras	—	*150*	*38*	..	..	—	*22,730*	*4,847*	..	..
„ Burma	—	*445*	*692*	*1,064*	*1,860*	—	*45,723*	*68,166*	*1,13,859*	*1,89,272*
TOTAL	—	628	738	1,064	1,860	—	75,845	74,039	1,13,959	1,89,272
Sandal wood (II. R)—	Tons	Tons	Tons	Tons	Tons					
United Kingdom (*including* Channel Islands)	60	204	32	37	19	84,150	3,14,168	30,586	42,270	19,000
Straits Settlements	2	..	..	2	4	4,035	250	1,437	2,952	[5,238
Hongkong	18	9	8	10	8	17,882	14,487	13,8[illegible]0	13,260	2,500
Anglo-Egyptian Sudan	38	40	53	66	73	48,651	53,950	53,685	85,065	80,495
Commonwealth of Australia	..	..	..	..	22	..	..	..	..	[27,000
Other British Possessions	3	5	4	12	6	6,548	6,059	5,681	12,653	10,731
TOTAL BRITISH EMPIRE	116	827	97	127	127	1,61,266	3,88,909	1,16,989	1,56,206	1,46,164

(a) Separately recorded from 1933-34

INDIAN MERCHANDISE

No. 11—*continued*

ARTICLES, AND COUNTRIES OF FINAL DESTINATION; ALSO SHARE OF EACH PROVINCE	QUANTITY					VALUE				
	1982-33	1983-34	1984-35	1985-36	1986-37	1982-33	1983-34	1984-35	1985-36	1986-37
						R	R	R	R	R
Wood and Timber—*continued*										
Sandal wood (*H. E.*)—continued	Tons	Tons	Tons	Tons	Tons					
Germany	13	15	..	..	..	15,850	21,000	..	..	—
France	14	2	4	6	4	23,404	3,075	4,400	6,600	6,044
Iraq	..	..	..	10	1	..	7	..	8,258	800
Japan	57	123	96	112	85	81,276	1,28,710	1,01,794	1,21,777	1,41,524
China (*exclusive* of Hongkong and Macáo)	41	35	31	30	77	71,980	1,25,766	94,778	42,690	94,177
Egypt	9	9	3	5	11	8,725	11,705	6,450	5,650	14,038
United States of America—										
Vid Atlantic Coast	170	422	412	569	529	2,67,496	5,63,345	4,72,869	5,76,090	5,81,948
Other Foreign Countries	2	5	2	5	1	2,770	7,605	4,762	6,070	2,668
TOTAL FOREIGN COUNTRIES	305	661	578	735	718	4,79,451	8,61,213	6,85,047	7,69,135	8,40,794
Share of Bengal	..	..	..	..	..	*60*	..	..	..	..
„ *Bombay*	*211*	*293*	*271*	*378*	*379*	*2,95,020*	*3,64,736*	*3,32,919*	*4,35,634*	*4,66,184*
„ *Madras*	*219*	*696*	*404*	*486*	*462*	*3,45,622*	*5,35,046*	*4,67,359*	*4,33,579*	*5,37,422*
„ *Burma*	..	..	..	*2*	*3*	*35*	*340*	*1,637*	*2,828*	*3,316*
TOTAL	421	988	675	862	845	6,40,717	12,50,122	8,01,736	9,25,841	9,86,968
OTHER KINDS OF WOOD AND TIMBER (*H. E.*)—										
United Kingdom (*including* Channel Islands)	—	—	—	—	—	1,45,800	20,335	22,511	22,654	1,07,860
Aden and Dependencies	—	—	—	—	—	23,226	4,166	3,847	4,600	8,362
Bahrein Islands	—	—	—	—	—	535	3,811	1,152	4,401	17,905
Ceylon (*excluding* Maldives)	—	—	—	—	—	2,282	3,036	6,864	3,443	7,334
Maldives	—	—	—	—	—	2,540	1,845	3,188	4,118	5,529
Other British Possessions	—	—	—	—	—	7,479	3,177	4,270	1,242	668
TOTAL BRITISH EMPIRE	—	—	—	—	—	1,83,172	36,372	42,032	45,458	1,48,178
Germany	—	—	—	—	—	2,005	5,121	3,560	14,235	2,024
Netherlands	—	—	—	—	—	..	..	..	..	7,708
France	—	—	—	—	—	29,778	51,444	79,929	2,35,678	7,69,569
Italy (*including* Fiume)	—	—	—	—	—	31,523	95,685	1,04,161	24,327	1,13,191
Turkey, Asiatic	—	—	—	—	—	1,135	—	20,322	21,708	12,683
Muskat Territory and Trucial Oman	—	—	—	—	—	7,122	4,956	7,778	7,826	15,649
Other Native States in Arabia	—	—	—	—	—	19,912	14,295	14,568	8,004	19,946
Iraq	—	—	—	—	—	62,128	20,750	45,421	27,052	88,026
Iran	—	—	—	—	—	4,639	3,592	31,488	9,116	27,242
Japan	—	—	—	—	—	2,032	..	6,798	..	10
United States of America— *Vid* Atlantic Coast	—	—	—	—	—	3	11,640	10,988	9,010	8,127
„ Pacific „	—	—	—	—	—	..	..	320	..	365
Other Foreign Countries	—	—	—	—	—	1,882	1,762	3,005	5,192	219
TOTAL FOREIGN COUNTRIES	—	—	—	—	—	1,62,154	2,09,275	3,30,178	3,62,270	10,66,727
Share of Bengal	—	—	—	—	—	*25,886*	*7,452*	*9,878*	*16,255*	*9,906*
„ *Bombay*	—	—	—	—	—	*26,683*	*10,859*	*59,243*	*14,499*	*55,260*
„ *Sind*	—	—	—	—	—	*23,618*	*50,978*	*38,744*	*18,182*	*34,659*
„ *Madras*	—	—	—	—	—	*1,32,684*	*1,44,441*	*2,68,920*	*3,58,060*	*11,14,700*
„ *Burma*	—	—	—	—	—	*1,16,776*	*1,337*	*2,025*	*738*	*256*
TOTAL	—	—	—	—	—	3,45,326	2,45,647	3,72,810	4,07,728	12,14,900

No. 11—*continued*

ARTICLES, AND COUNTRIES OF FINAL DESTINATION; ALSO SHARE OF EACH PROVINCE	QUANTITY					VALUE				
	1932-33	1933-34	1934-35	1935-36	1936-37	1932-33	1933-34	1934-35	1935-36	1936-37
						R	R	R	R	R
Wood and Timber—*continued*										
MANUFACTURES OF WOOD, *other than* FURNITURE AND CABINETWARE (III. G)—										
United Kingdom (*including* Channel Islands)	—	—	—	—	—	33,018	17,780	8,291	9,316	15,910
Gibraltar	—	—	—	—	—	8,168	1,325	1,275	850	..
Palestine	—	—	—	—	—	..	20,566	4,680	375	1,322
Aden and Dependencies	—	—	—	—	—	6,532	5,540	8,758	9,260	11,037
Ceylon (*excluding* Maldives)	—	—	—	—	—	8,348	3,745	3,010	7,858	5,194
Kenya Colony	—	—	—	—	—	4,016	6,321	4,849	4,669	3,005
Tanganyika Territory	—	—	—	—	—	5,170	2,942	630	145	675
Other British Possessions	—	—	—	—	—	11,366	12,416	14,550	16,337	10,211
TOTAL BRITISH EMPIRE	—	—	—	—	—	76,618	70,635	46,988	48,810	47,423
Italy (*including* Fiume)	—	—	—	—	—	14,815	2,950	1,150	1,075	..
Syria	—	—	—	—	—	100	26,687	15,425	..	380
Muskat Territory and Trucial Oman	—	—	—	—	—	2,415	1,597	2,364	2,019	1,988
Other Native States in Arabia	—	—	—	—	—	4,217	3,868	3,745	5,200	10,376
Iraq	—	—	—	—	—	22,974	68,032	24,973	11,891	35,459
Iran	—	—	—	—	—	4,669	125	7,841	25,705	65,794
United States of America—										
Its Atlantic Coast	—	—	—	—	—	12,083	12,698	4,531	7,654	1,200
„ Pacific „	—	—	—	—	—	1,251	7	550	294	1,082
Other Foreign Countries	—	—	—	—	—	25,903	16,073	14,874	10,355	3,965
TOTAL FOREIGN COUNTRIES	—	—	—	—	—	1,01,427	1,32,032	76,963	64,193	1,20,239
Share of Bengal	—	—	—	—	—	*25,730*	*12,236*	*4,135*	*4,914*	*5,596*
„ *Bombay*	—	—	—	—	—	*1,08,337*	*1,81,431*	*1,07,923*	*90,598*	*1,36,676*
„ *Sind*	—	—	—	—	—	*6,906*	*1,141*	*1,445*	*1,569*	*1,766*
„ *Madras*	—	—	—	—	—	*36,468*	*6,564*	*7,141*	*14,246*	*20,355*
„ *Burma*	—	—	—	—	—	*614*	*1,295*	*1,204*	*1,676*	*3,270*
TOTAL	—	—	—	—	—	1,78,045	2,02,667	1,21,901	1,13,003	1,67,662
Total of Wood and Timber—										
United Kingdom (*including* Channel Islands)	—	—	—	—	—	35,23,194	48,55,870	69,33,819	85,47,836	1,04,96,881
Irish Free State (*a*)	—	—	—	—	—	—	..	7,155	32,805	3,48,630
Gibraltar	—	—	—	—	—	8,168	1,475	1,275	850	..
Palestine	—	—	—	—	—	..	43,972	8,045	375	2,818
Malta and Gozo	—	—	—	—	—	150	500	..	16,114	82,871
Aden and Dependencies	—	—	—	—	—	36,446	21,830	27,038	28,145	48,355
Bahrein Islands	—	—	—	—	—	5,082	11,021	10,279	26,996	55,816
Ceylon (*excluding* Maldives)	—	—	—	—	—	1,58,942	93,768	1,52,248	2,11,817	2,58,334
Maldives	—	—	—	—	—	5,940	4,840	4,570	6,812	9,017
Straits Settlements	—	—	—	—	—	9,923	2,941	7,625	8,592	18,205
Hongkong	—	—	—	—	—	26,482	16,455	16,012	13,200	2,064
Union of South Africa	—	—	—	—	—	1,72,789	9,06,848	7,80,070	6,69,816	13,26,222
Zanzibar and Pemba	—	—	—	—	—	26,668	10,215	27,513	24,809	52,810
Kenya Colony	—	—	—	—	—	28,673	29,656	20,444	32,591	19,134
Tanganyika Territory	—	—	—	—	—	5,180	3,942	780	145	675
Anglo Egyptian Sudan	—	—	—	—	—	49,851	54,145	57,410	86,405	1,36,537
Mauritius and Dependencies	—	—	—	—	—	33,306	69,023	47,680	1,02,014	7,749
Commonwealth of Australia	—	—	—	—	—	22,648	61,945	33,644	38,802	69,052
New Zealand	—	—	—	—	—	2,378	2,647	3,650	8,102	15,443
Other British Possessions	—	—	—	—	—	6,256	6,908	14,891	10,544	6,375
TOTAL BRITISH EMPIRE	—	—	—	—	—	41,27,426	61,97,405	81,62,498	98 63,980	1,29,08,368

(*a*) Included under the United Kingdom prior to 1933-34.

No. 11—*continued*

ARTICLES, AND COUNTRIES OF FINAL DESTINATION; ALSO SHARE OF EACH PROVINCE	QUANTITY					VALUE				
	1932-33	1933-34	1934-35	1935-36	1936-37	1932-33	1933-34	1934-35	1935-36	1936-37
						R	R	R	R	R
Wood and Timber—concluded										
TOTAL OF WOOD AND TIMBER—*continued*										
Sweden	—	—	—	—	—	8,568	17,510	48,568	1,18,459	65,397
Norway	—	—	—	—	—	15,006	8,048	4,630	12,388	24,089
Denmark	—	—	—	—	—	13,105	16,258	31,320	86,541	51,197
Germany	—	—	—	—	—	88,328	8,47,478	5,69,051	10,56,045	14,02,578
Netherlands	—	—	—	—	—	1,04,427	70,358	89,780	84 448	2,03,189
Belgium	—	—	—	—	—	1,30,307	1,00,918	60,369	1,83,614	67,612
France	—	—	—	—	—	65,679	59,018	1,06,434	2,66,788	7,05,729
Spain	—	—	—	—	—	2,159	25	..	7,786	..
Italy (*including* Fiume)	—	—	—	—	—	1,27,210	1,01,345	2,00,157	70,045	1,45,281
Yugoslavia (Kingdom of the Serbs, Croats and Slovenes)	—	—	—	—	—	..	..	..	8,925	19,955
Greece (*including* Crete)	—	—	—	—	—	..	..	5,438	4,718	1,708
Turkey, Asiatic	—	—	—	—	—	..	..	24,260	27,288	24,517
Syria	—	—	—	—	—	370	60,618	20,182	..	530
Muskat Territory and Trucial Oman	—	—	—	—	—	19,882	13,054	16,660	17,078	25,699
Other Native States in Arabia	—	—	—	—	—	38,102	26,759	30,069	17,789	36,057
Iraq	—	—	—	—	—	2,13,814	2,78,583	2,68,106	2,25,765	2,59,224
Iran	—	—	—	—	—	10,597	14,471	1,27,244	96,785	2,03,667
Philippines	—	—	—	—	—	2,000	..	300	1,735	20,640
Japan	—	—	—	—	—	94,538	1,28,760	1,11,287	1,20,778	1,41,581
China (*exclusive of* Hongkong and Macão)	—	—	—	—	—	73,287	1,25,806	1,22,963	42,959	95 056
Egypt	—	—	—	—	—	27,823	65,708	90,677	1,10,847	91,034
Tripoli (Libya)	—	—	—	—	—	1,250	9,509	3,000	..	..
Portuguese East Africa	—	—	—	—	—	91,489	71,769	1,30,141	3,28,878	3,72,592
Italian East Africa (Somaliland and Eritrea)	—	—	—	—	—	5,210	2 175	2,305	1,132	..
United States of America—Atlantic Coast	—	—	—	—	—	3,35,754	6,94,962	6,37,270	6,08,778	7,15,727
,, Pacific	—	—	—	—	—	3,051	9,281	1,31,876	12 626	12,522
Hawaii	—	—	—	—	—	..	..	21,612		..
Other Foreign Countries	—	—	—	—	—	11,436	9,250	11,078	12,203	2,120
TOTAL FOREIGN COUNTRIES	—	—	—	—	—	14,90,526	22,26,7 9	28,64,772	35,92,838	48,38,451
Share of Bengal	—	—	—	—	—	*63,644*	*21,1 8*	*15,498*	*20,036*	*17,240*
,, *Bombay*	—	—	—	—	—	*6,19,872*	*8,78,121*	*8,68,880*	*8,23,894*	*8,73,960*
,, *Sind*	—	—	—	—	—	*38,074*	*98,694*	*37,068*	*40,916*	*45,549*
,, *Madras*	—	—	—	—	—	*5,58,701*	*10,74 621*	*7,72,298*	*8,77,603*	*17,15,080*
,, *Burma*	—	—	—	—	—	*43,37,661*	*63,58,290*	*91,38,036*	*1,17,07,870*	*1,50,94,990*
TOTAL	—	—	—	—	—	56,17,952	84,24,144	1,19,27,270	1,34,56,818	1,77,46,819
Postal articles (V)—										
United Kingdom (*including* Channel Islands)	—	—	—	—	—	45,01,725	46,34,678	48,50,464	1,15,39,349	2,58,12,926
Gibraltar	—	—	—	—	—	4,372	7 818	8,851	8,049	22,734
Bahrein Islands	—	—	—	—	—	74,759	75,886	80,199	1,04,948	99,859
Ceylon (*excluding* Maldives)	—	—	—	—	—	13,95,402	12,85,822	13,24,503	13,57,838	17,52,521
Maldives	—	—	—	—	—	99,898	..	..	..	1,434
Straits Settlements	—	—	—	—	—	52,14,883	34,27,127	23,15,240	16,87,129	32,02,174
Federated Malay States	—	—	—	—	—	2,21,812	1,53,010	2,66,440	2,06,178	1,82,470
Non-Federated Malay States	—	—	—	—	—	..	..	3,971	1,448	24,942
British Borneo	—	—	—	—	—	1,808	645	12,582	16,815	1,123
Hongkong	—	—	—	—	—	4,74,554	2,01,808	1,53,404	1,42,591	1,89,717
Union of South Africa	—	—	—	—	—	1,81,208	1 94,853	1,53,876	2,21,319	2,02,365
Zanzibar and Pemba	—	—	—	—	—	1,60,457	77,671	72,231	72,848	82,798
Kenya Colony	—	—	—	—	—	1,07,683	1 07,823	1,06,011	1,14,966	1,34,183
Uganda Protectorate	—	—	—	—	—	79,838	92,576	1,81,979	1,28,057	1,21,244
Tanganyika Territory	—	—	—	—	—	50,657	58,505	52,023	56,089	64,453
Nyasaland Protectorate	—	—	—	—	—	..	..	421	5,751	6,540
Somaliland Protectorate	—	—	—	—	—	2,845	1,871	2,435	1 832	2,705

No. 11—*continued*

ARTICLES, AND COUNTRIES OF FINAL DESTINATION; ALSO SHARE OF EACH PROVINCE	QUANTITY					VALUE				
	1932-33	1933-34	1934-35	1935-36	1936-37	1932-33	1933-34	1934-35	1935-36	1936-37
						R	R	R	R	R
Postal articles (V)—*continued*										
Mauritius and Dependencies	—	—	—	—	—	85,804	13,537	84,246	22,073	88,398
Seychelles	—	—	—	—	—	10,389	2,522	1,952	4,857	3,348
Commonwealth of Australia	—	—	—	—	—	1,25,240	87,023	95,380	1,46,219	1,40,138
New Zealand	—	—	—	—	—	90,513	73,567	62,241	74,176	76,694
Fiji Islands	—	—	—	—	—	1,89,118	38,747	45,080	35,083	43,911
TOTAL BRITISH EMPIRE	—	—	—	—	—	1,30,72,565	1,05,78,989	98,23,032	1,59,13,710	3,18,16,587
Norway	—	—	—	—	—	..	..	..	5	..
Germany	—	—	—	—	—	1,53,038	97,830	67,043	37,819	30,685
Netherlands	—	—	—	—	—	..	..	..	..	14,719
France	—	—	—	—	—	12,95,131	18,80,555	21,19,131	23,16,468	17,15,428
Switzerland	—	—	—	—	—	..	79,947	1,54,416	1,27,156	1,26,815
Muskat Territory and Trucial Oman	—	—	—	—	—	34,611	29,704	28,504	20,332	16,042
Other Native States in Arabia	—	—	—	—	—	1,744	1,246	1,213	1,189	1,061
Iraq	—	—	—	—	—	4,64,728	2,11,178	2,03,532	1,56,131	94,611
Iran	—	—	—	—	—	66,764	84,107	82,830	1,42,978	71,328
Henjam Island	—	—	—	—	—	243	259	81	45	65
Sumatra	—	—	—	—	—	60,768	40,263	18,194	650	978
Java	—	—	—	—	—	7,560	8,566	3,020	3,121	5,468
Borneo (Dutch)	—	—	—	—	—	1,49,914	1,61,818	1,07,161	99,126	1,18,597
Celebes and other Islands	—	—	—	—	—	123	680	689	1,549	167
Siam	—	—	—	—	—	1,49,045	80,505	91,542	62,176	66,810
French Indo-China	—	—	—	—	—	10,550	12,521	9,885	6,442	8,193
Philippines	—	—	—	—	—	5,585	8,228	6,640	14,647	8,446
Portuguese Timor	—	—	—	—	—	..	..	..	2	..
Japan	—	—	—	—	—	51,096	25,822	96,505	35,807	1,45,827
China (*exclusive of Hongkong and Macão*)	—	—	—	—	—	..	37,683	54,053	28,514	28,968
Egypt	—	—	—	—	—	2,50,435	1,16,347	1,22,088	96,644	1,55,616
Portuguese East Africa	—	—	—	—	—	30,729	50,658	34,645	37,967	27,222
French Somaliland	—	—	—	—	—	23,671	24,789	15,148	10,688	3,113
United States of America—										
Vid Atlantic Coast	—	—	—	—	—	13,066	9,111	8,151	9,218	26,080
Hayti and St. Domingo	—	—	—	—	—	9,223	9,691	11,028	—	..
TOTAL FOREIGN COUNTRIES	—	—	—	—	—	27,88,024	29,16,058	32,35,499	32,07,709	26,87,269
Share of Bengal	—	—	—	—	—	*13,80,484*	*13,86,077*	*19,71,023*	*19,73,426*	*40,73,646*
" *Bombay*	—	—	—	—	—	*61,52,934*	*61,64,701*	*70,19,673*	*1,39,19,386*	*2,57,26,066*
" *Sind*	—	—	—	—	—	*2,89,361*	*3,10,011*	*3,22,102*	*3,69,293*	*6,42,856*
" *Madras*	—	—	—	—	—	*26,75,786*	*19,51,416*	*23,77,475*	*21,14,372*	*28,72,922*
" *Burma*	—	—	—	—	—	*43,66,124*	*33,77,842*	*20,79,260*	*7,44,543*	*11,68,336*
TOTAL	—	—	—	—	—	1,58,55,589	1,34,90,047	1,30,59,431	1,91,21,019	3,44,83,856
All other articles of merchandise—										
UNMANUFACTURED (II. S)—										
United Kingdom (*including Channel Islands*)	—	—	—	—	—	2,41,244	1,87,158	3,51,961	8,72,450	7,74,814
Aden and Dependencies	—	—	—	—	—	11,810	13,488	16,673	15,377	27,785
Bahrein Islands	—	—	—	—	—	770	5,827	2,302	305	807
Ceylon (*excluding* Maldives)	—	—	—	—	—	41,114	37,609	32,530	28,750	47,072
Straits Settlements	—	—	—	—	—	22 677	17,474	25,529	16,335	20,012
Federated Malay States	—	—	—	—	—	6,544	2,907	7,058	4,960	9,695
Hongkong	—	—	—	—	—	18,025	8,780	3,415	3,788	2,508

No. 11—*continued*

ARTICLES AND COUNTRIES OF FINAL DESTINATION; ALSO SHARE OF EACH PROVINCE	QUANTITY					VALUE				
	1932-33	1933-34	1934-35	1935-36	1936-37	1932-33	1933-34	1934-35	1935-36	1936-37
						R	R	R	R	R
All other articles of merchandise—*continued*										
UNMANUFACTURED (II. S)—*continued*										
Commonwealth of Australia	—	—	—	—	—	..	..	1,144	7,089	39,515
Other British Possessions	—	—	—	—	—	2,539	5,295	3,764	10,667	4,119
TOTAL BRITISH EMPIRE	—	—	—	—	—	3,44,723	2,78,639	4,44,456	9,68,775	9,82,721
Sweden	—	—	—	—	—	..	..	575	3,350	7,031
Germany	—	—	—	—	—	6,00,169	9,81,503	8,68,258	5,73,607	6,08,606
Netherlands	—	—	—	—	—	4,384	5,120	69,510	8,700	53,585
Belgium	—	—	—	—	—	30,280	45,013	99,842	1,38,285	95,733
France	—	—	—	—	—	1,61,409	1,87,074	2,62,765	3,42,819	2,27,186
Spain	—	—	—	—	—	1,90,692	4,33,379	4,38,298	7,36,889	1,00,055
Portugal (*including* Azores and Madeira)	—	—	—	—	—	4,675	1,330	79,940	50,826	12,906
Switzerland	—	—	—	—	—	5	15,185	56,607	..	1,488
Italy (*including* Fiume)	—	—	—	—	—	11,417	21,575	36,865	57,434	38,740
Austria	—	—	—	—	—	..	..	5,146	..	..
Czechoslovakia	—	—	—	—	—	..	..	5,460	31,480	2,670
Yugoslavia (Kingdom of the Serbs, Croats and Slovenes)	—	—	—	—	—	..	..	..	..	9,500
Turkey, Asiatic	—	—	—	—	—	1,150	..	9,340	20,602	24,110
Syria	—	—	—	—	—	800	..	7,000	40,625	38,550
Native States in Arabia *other than* Muskat Territory and Trucial Oman	—	—	—	—	—	2,377	3,439	2,952	2,147	3,543
Iraq	—	—	—	—	—	7,867	5,930	10,989	3,433	1,353
Iran	—	—	—	—	—	395	44	312	..	3,230
Japan	—	—	—	—	—	2,33,911	2,50,111	2,29,286	2,40,514	2,09,370
United States of America—										
Via Atlantic Coast	—	—	—	—	—	1,08,618	4,42,795	3,97,607	7,32,365	16,75,650
" Pacific "	—	—	—	—	—	5,087	3,726	4,500	29,245	76,095
Other Foreign Countries	—	—	—	—	—	5,803	3,694	2,502	9,096	6,816
TOTAL FOREIGN COUNTRIES	—	—	—	—	—	14,15,989	24,06,128	25,82,755	30,15,569	32,06,444
Share of Bengal	—	—	—	—	—	*3,74,918*	*3,33,697*	*4,60,403*	*4,17,886*	*5,73,498*
" *Bombay*	—	—	—	—	—	*6,59,178*	*8,53,235*	*11,76,893*	*13,38,203*	*6,03,845*
" *Sind*	—	—	—	—	—	*5,99,612*	*13,02,614*	*12,00,648*	*19,10,338*	*24,55,559*
" *Madras*	—	—	—	—	—	*75,071*	*1,14,058*	*1,46,111*	*2,23,570*	*4,52,106*
" *Burma*	—	—	—	—	—	*45,009*	*21,148*	*42,159*	*29,647*	*44,257*
TOTAL	—	—	—	—	—	17,03,712	26,79,752	30,27,211	39,79,644	41,39,165
MANUFACTURED (III. U)—										
United Kingdom (*including* Channel Islands)	—	—	—	—	—	1,31,784	62,731	62,569	75,555	1,04,292
Palestine	—	—	—	—	—	68,412	14,184	12,459	12,051	22,384
Aden and Dependencies	—	—	—	—	—	19,461	12,819	9,604	24,095	17,342
Bahrein Islands	—	—	—	—	—	29,430	36,609	44,209	26,408	38,013
Ceylon (*excluding* Maldives)	—	—	—	—	—	58,760	65,512	72,724	81,896	85,351
Straits Settlements	—	—	—	—	—	32,020	43,994	46,109	39,137	66,989
Federated Malay States	—	—	—	—	—	7,666	5,569	15,525	13,484	21,165
Union of South Africa	—	—	—	—	—	5,292	7,079	6,616	9,896	8,431
Zanzibar and Pemba	—	—	—	—	—	1,066	1,710	925	1,048	3,605
Kenya Colony	—	—	—	—	—	22,147	15,293	15,515	17,006	45,889
Tanganyika Territory	—	—	—	—	—	1,145	1,815	2,615	5,710	3,690

No. 11—*concluded*

ARTICLES, AND COUNTRIES OF FINAL DESTINATION; ALSO SHARE OF EACH PROVINCE	QUANTITY					VALUE				
	1932-33	1933-34	1934-35	1935-36	1936-37	1932-33	1933-34	1934-35	1935-36	1936-37
						R	R	R	R	R
All other articles of merchandise—*concluded*										
MANUFACTURED (III, U)—*continued*										
Fiji Islands	—	—	—	—	—	3,950	2,394	3,718	3,677	3,268
Other British Possessions	—	—	—	—	—	13,518	11,811	13,762	13,268	17,064
TOTAL BRITISH EMPIRE	—	—	—	—	—	3,89,653	2,81,520	3,06,650	3,23,226	4,48,309
Sweden	—	—	—	—	—	5	200	57	120	3,077
Norway	—	—	—	—	—	..	..	1,980	4,380	5,400
Germany	—	—	—	—	—	8,476	2,865	17,171	18,455	11,227
Netherlands	—	—	—	—	—	105	7,955	15,485	25,040	20,216
Belgium	—	—	—	—	—	13,740	12,950	3,050	6,857	4,200
France	—	—	—	—	—	17,491	7,970	965	1,299	1,797
Spain	—	—	—	—	—	11,800	100	..	..	..
Portugal (*including* Azores and Madeira)	—	—	—	—	—	..	..	75	1,500	5,790
Syria	—	—	—	—	—	49,760	1,350	2,354	3,213	14,062
Maskat Territory and Trucial Oman	—	—	—	—	—	6,629	5,093	4,186	7,182	5,974
Other Native States in Arabia	—	—	—	—	—	11,157	6,396	5,093	18,823	38,689
Iraq	—	—	—	—	—	4,98,243	2,58,524	3,55,792	3,78,772	3,66,059
Iran	—	—	—	—	—	16,292	28,237	56,588	51,995	81,547
Java	—	—	—	—	—	9,111	7,679	7,133	14,498	6,247
Japan	—	—	—	—	—	10,394	11,305	5,922	11,697	2,070
Egypt	—	—	—	—	—	16,643	15,484	7,774	7,756	..
Portuguese East Africa	—	—	—	—	—	19,697	7,987	6,448	14,415	39,485
Italian East Africa (Somaliland and Eritrea)	—	—	—	—	—	980	3,754	11,685	37,160	10,000
French Somaliland	—	—	—	—	—	2,327	497	6,601	2,868	..
United States of America—										
Via Atlantic Coast	—	—	—	—	—	12,180	31,076	35,425	23,780	38,447
„ Pacific „	—	—	—	—	—	571	250	2,025	..	10
Other Foreign Countries	—	—	—	—	—	9,894	5,701	10,919	8,480	14,818
TOTAL FOREIGN COUNTRIES	—	—	—	—	—	7,14,945	4,15,323	5,56,678	6,87,735	6,68,615
Share of Bengal	—	—	—	—	—	*77,258*	*79,088*	*77,617*	*84,991*	*95,816*
„ *Bombay*	—	—	—	—	—	*4,89,715*	*2,48,976*	*3,21,389*	*3,70,281*	*4,94,949*
„ *Sind*	—	—	—	—	—	*4,54,803*	*2,63,295*	*3,68,783*	*4,13,645*	*3,74,819*
„ *Madras*	—	—	—	—	—	*78,737*	*84,717*	*92,396*	*86,575*	*1,46,707*
„ *Burma*	—	—	—	—	—	*4,085*	*767*	*3,203*	*5,469*	*4,942*
TOTAL	—	—	—	—	—	11,04,598	6,90,843	8,63,328	9,60,961	12,16,924
GRAND TOTAL VALUE OF INDIAN MERCHANDISE EXPORTED (*exclusive* of Government Stores)	—	—	—	—	—	132,27,20,964	147,25,06,820	151,66,97,497	160,52,36,994	196,12,46,151
Share of Bengal	—	—	—	—	—	*55,73,11,844*	*63,14,03,102*	*62,33,14,253*	*66,04,45,054*	*74,90,28,078*
„ *Bihar and Orissa*	—	—	—	—	—	..	..	..	..	*17,742*
„ *Bombay*	—	—	—	—	—	*23,16,87,185*	*28,34,58,065*	*31,02,08,498*	*30,44,82,183*	*39,54,16,635*
„ *Sind*	—	—	—	—	—	*10,69,30,508*	*13,57,66,955*	*15,84,76,647*	*17,26,88,134*	*24,43,66,326*
„ *Madras*	—	—	—	—	—	*23,55,04,693*	*24,64,20,593*	*25,09,04,809*	*26,80,25,171*	*36,13,75,647*
„ *Burma*	—	—	—	—	—	*19,12,86,735*	*17,34,53,106*	*17,32,93,260*	*19,95,98,453*	*21,10,01,820*
Free of Duty	—	—	—	—	—	83,60,28,709	99,19,50,109	100,93,59,322	112,29,24,797	141,78,20,318
Subject to Duty	—	—	—	—	—	48,66,92,255	48,05,56,711	44,73,38,175	48,23,12,197	54,34,19,833
TOTAL	—	—	—	—	—	132,27,20,964	147,25,06,820	151,66,97,497	160,52,36,994	196,12,46,151

No. 12

GENERAL EXPORTS OF FOREIGN MERCHANDISE IN EACH OFFICIAL YEAR FROM 1932-33 TO 1936-37

The summary classes and their sub-divisions are shown in brackets against articles—For summaries see pages 15 to 20

ARTICLES, AND COUNTRIES OF FINAL DESTINATION; ALSO SHARE OF EACH PROVINCE	QUANTITY					VALUE				
	1932-33	1933-34	1934-35	1935-36	1936-37	1932-33	1933-34	1934-35	1935-36	1936-37
						R	R	R	R	R
Animals, living—										
Horses (IV, A)—	No.	No.	No.	No.	No.					
United Kingdom (*including* Channel Islands)	57	15	40	31	62	2,86,566	58,000	1,06,000	1,17,700	1,35,000
Ceylon (*excluding* Maldives)	47	38	54	6	50	77,500	72,700	91,500	8,000	1,04,000
Other British Possessions	3	2	4	..	23	3,500	1,200	4,200	..	2,060
TOTAL BRITISH EMPIRE	107	55	98	37	135	3,67,566	1,31,900	2,01,700	1,25,700	2,41,060
Philippines	..	..	2	..	16	..	..	3,700	..	36,000
Japan	..	..	..	..	1	..	..	..	..	5,000
Egypt	2	32	..	1	1	2,000	32,000	..	2,000	1,350
Other Foreign Countries	1	1	12	..	1	2,000	1,200	4,800	..	1,000
TOTAL FOREIGN COUNTRIES	3	33	14	1	21	4,000	33,200	8,500	2,000	43,350
Share of Bengal	*8*	*9*	*8*	*2*	*2*	*16,666*	*37,000*	*11,200*	*4,000*	*2,600*
„ *Bombay*	*98*	*66*	*63*	*33*	*132*	*3,45,900*	*1,13,900*	*1,20,800*	*1,19,700*	*2,22,410*
„ *Sind*	..	*1*	*2*	..	..	..	*1,200*	*5,700*	..	..
„ *Madras*	*2*	*12*	*39*	*3*	*32*	*6,000*	*18,000*	*74,500*	*4,000*	*60,000*
„ *Burma*	*2*	..	..	..	..	*3,000*	..	..	..	..
TOTAL	110	88	112	38	156	3,71,566	1,65,100	2,10,200	1,27,700	2,85,010
Other kinds (IV, D)—	No.	No.	No.	No.	No.					
United Kingdom (*including* Channel Islands)	30	37	52	56	50	6,500	5,425	6,802	8,589	7,719
Other British Possessions	5	8	1	9	141	1,450	530	150	1,155	1,375
TOTAL BRITISH EMPIRE	35	45	53	65	191	7,950	5,955	6,952	9,744	9,094
Germany	301	600	..	14	..	1,000	150	..	7,220	..
Egypt	..	693	72	..	1	..	1,23,630	8,150	..	100
Other Foreign Countries	4	9	3	1	5	715	725	205	325	1,665
TOTAL FOREIGN COUNTRIES	305	1,302	75	15	6	1,715	1,24,505	8,355	7,545	1,765
Share of Bengal	*312*	*630*	*14*	*8*	*49*	*3,190*	*1,765*	*1,427*	*1,107*	*2,130*
„ *Bombay*	*24*	*718*	*102*	*44*	*145*	*5,825*	*1,27,353*	*12,430*	*7,437*	*7,629*
„ *Sind*	*8*	*6*	*11*	*9*	*1*	*1,250*	*850*	*1,350*	*1,275*	*700*
„ *Madras*	*1*	*3*	*1*	*18*	..	.	*500*	*100*	*7,270*	..
„ *Burma*	..	..	..	*3*	*2*	..	..	..	*200*	*1,000*
TOTAL	340	1,347	128	80	197	9,665	1,30,460	15,307	17,289	10,859
Totals of Animals, living	No. 450	No. 1,435	No. 240	No. 118	No. 353	3,81,231	2,05,560	2,25,507	1,44,989	2,05,860

No. 12—*continued*

ARTICLES, AND COUNTRIES OF FINAL DESTINATION; ALSO SHARE OF EACH PROVINCE	QUANTITY					VALUE				
	1932-33	1933-34	1934-35	1935-36	1936-37	1932-33	1933-34	1934-35	1935-36	1936-37
						R	R	R	R	R
Apparel (*including* drapery, uniforms, accoutrements, but *excluding* hosiery and boots and shoes) (III. A)—										
United Kingdom (*including* Channel Islands)	—	—	—	—	—	4,50,480	3,72,844	3,27,069	4,05,223	3,22,921
Aden and Dependencies	—	—	—	—	—	2,360	1,100	4,024	9,725	36,687
Bahrein Islands	—	—	—	—	—	45,818	13,346	21,856	13,278	42,708
Ceylon (*excluding* Maldives)	—	—	—	—	—	20,734	7,412	14,467	10,462	18,572
Straits Settlements	—	—	—	—	—	9,751	19,605	13,554	10,415	8,681
Hongkong	—	—	—	—	—	11,313	5,025	5,688	1,615	10,400
Union of South Africa	—	—	—	—	—	2,325	3,644	8,890	14,208	5,795
Kenya Colony	—	—	—	—	—	7,694	5,307	5,630	6,385	7,415
Commonwealth of Australia	—	—	—	—	—	8,165	981	695	5,380	2,150
Other British Possessions	—	—	—	—	—	5,740	5,575	8,760	14,188	9,040
TOTAL BRITISH EMPIRE	—	—	—	—	—	5,64,380	4,84,839	4,10,633	4,90,874	4,71,269
Germany	—	—	—	—	—	22,705	13,318	19,040	15,970	5,483
Netherlands	—	—	—	—	—	4,765	1,000	6,300	6,020	885
France	—	—	—	—	—	17,343	5,810	10,180	11,734	10,590
Switzerland	—	—	—	—	—	9,338	493	2,150	..	9,010
Italy (*including* Fiume)	—	—	—	—	—	7,040	5,560	10,039	650	2,826
Muskat Territory and Trucial Oman	—	—	—	—	—	2,506	2,942	8,241	2,993	17,420
Other Native States in Arabia	—	—	—	—	—	43,003	27,077	26,678	5,272	11,814
Iraq	—	—	—	—	—	31,148	35,134	15,862	5,045	13,804
Iran	—	—	—	—	—	422	3,350	1,965	58,921	1,859
Siam	—	—	—	—	—	1,409	..	2,250	7,002	145
Japan	—	—	—	—	—	5,130	3,264	3,055	10,112	8,107
China (*exclusive* of Hongkong and Macao)	—	—	—	—	—	9,189	4,342	10,140	2,134	859
Egypt	—	—	—	—	—	18,664	8,801	3,496	13,203	7,773
Portuguese East Africa	—	—	—	—	—	5,652	3,787	350	1,615	1,700
Italian East Africa (Somaliland and Eritrea)	—	—	—	—	—	1,555	610	1,587	5,351	..
United States of America—										
Via Atlantic Coast	—	—	—	—	—	31,019	21,135	20,275	16,346	22,366
,, Pacific ,,	—	—	—	—	—	610	1,005	350	..	50
Other Foreign Countries	—	—	—	—	—	8,925	8,165	7,040	2,720	6,812
TOTAL FOREIGN COUNTRIES	—	—	—	—	—	2,20,928	1,46,293	1,49,593	1,65,088	1,22,103
Share of Bengal	—	—	—	—	—	*37,553*	*32,748*	*47,559*	*65,136*	*21,852*
,, *Bombay*	—	—	—	—	—	*5,31,970*	*4,09,500*	*3,74,041*	*4,28,541*	*4,85,081*
,, *Sind*	—	—	—	—	—	*1,00,779*	*1,07,481*	*95,136*	*92,763*	*72,582*
,, *Madras*	—	—	—	—	—	*25,276*	*8,354*	*7,775*	*6,475*	*6,087*
,, *Burma*	—	—	—	—	—	*39,786*	*23,046*	*35,720*	*53,027*	*7,564*
TOTAL	—	—	—	—	—	7,85,303	5,81,132	5,60,231	6,55,062	5,93,372

No. 12—*continued*

ARTICLES, AND COUNTRIES OF FINAL DESTINATION; ALSO SHARE OF EACH PROVINCE	QUANTITY					VALUE				
	1932-33	1933-34	1934-35	1935-36	1936-37	1932-33	1933-34	1934-35	1935-36	1936-37
						R	R	R	R	R
Arms, Ammunition and Military stores—										
Firearms, and parts thereof (III. B)—										
United Kingdom (*including* Channel Islands)	—	—	—	—	—	80,534	1,16,478	1,04,827	1,09,017	79,554
Aden and Dependencies	—	—	—	—	—	40,560	487	105	730	65
Kenya Colony	—	—	—	—	—	5,985	3,708	4,738	2,220	711
Other British Possessions	—	—	—	—	—	3,622	4,987	5,406	2,425	3,804
TOTAL BRITISH EMPIRE	—	—	—	—	—	80,702	1,25,655	1,14,476	1,14,392	84,134
United States of America—										
Vid Atlantic Coast	—	—	—	—	—	3,119	1,200	1,707	681	10,207
„ Pacific „	—	—	—	—	—	..	150	..	285	..
Other Foreign Countries	—	—	—	—	—	7,697	7,026	4,534	7,192	5,397
TOTAL FOREIGN COUNTRIES	—	—	—	—	—	10,816	8,376	6,241	8,158	15,604
Share of Bengal	—	—	—	—	—	*15,724*	*21,027*	*20,097*	*16,079*	*28,174*
„ *Bombay*	—	—	—	—	—	*62,505*	*86,885*	*86,328*	*83,608*	*62,453*
„ *Sind*	—	—	—	—	—	*5,961*	*4,965*	*7,999*	*9,603*	*5,950*
„ *Madras*	—	—	—	—	—	*4,035*	*1,221*	*2,197*	*1,301*	*616*
„ *Burma*	—	—	—	—	—	*3,293*	*6,333*	*5,004*	*7,967*	*2,551*
TOTAL	—	—	—	—	—	91,518	1,34,031	1,20,716	1,22,550	99,738
Dynamite, and all other explosives (III. B)—	Cwts.	Cwts.	Cwts.	Cwts.	Cwts.					
TOTAL BRITISH EMPIRE	..	2	..	..	..	4	562	..	..	70
Share of Bombay	..	2	..	..	..	..	*562*	..	..	..
„ *Sind*	..	..	..	..	..	..	..	..	..	*70*
„ *Burma*	..	..	..	..	..	*4*	..	..	..	..
TOTAL	..	2	..	..	..	4	562	..	..	70
Other sorts (III. B)—										
TOTAL BRITISH EMPIRE	—	—	—	—	—	2,728	3,301	1,584	2,144	947
TOTAL FOREIGN COUNTRIES	—	—	—	—	—	1,728	2,150	917	675	2,625
Share of Bengal	—	—	—	—	—	*738*	*1,604*	*246*	*288*	*2,391*
„ *Bombay*	—	—	—	—	—	*1,738*	*1,484*	*1,168*	*1,074*	*892*
„ *Sind*	—	—	—	—	—	*1,713*	*2,363*	*320*	*1,900*	*100*
„ *Madras*	—	—	—	—	—	..	*60*	..	..	*50*
„ *Burma*	—	—	—	—	—	*218*	..	*867*	*257*	*139*
TOTAL	—	—	—	—	—	4,456	5,451	2,501	2,819	3,572
Total of Arms, Ammunition, and Military stores	—	—	—	—	—	95,978	1,40,044	1,23,217	1,25,369	1,03,380

No. 12—*continued*

ARTICLES, AND COUNTRIES OF FINAL DESTINATION; ALSO SHARE OF EACH PROVINCE	QUANTITY					VALUE				
	1932-33	1933-34	1934-35	1935-36	1936-37	1932-33	1933-34	1934-35	1935-36	1936-37
						R	R	R	R	R
Art, works of (*other than* pictures) (III. U)—										
United Kingdom (*including* Channel Islands)	—	—	—	—	—	7,425	1,187	4,421	6,943	5,386
Ceylon (*excluding* Maldives)	—	—	—	—	—	45,079	1,827	200	125	..
Straits Settlements	—	—	—	—	—	5,524	26,550	30	10	20
Other British Possessions	—	—	—	—	—	..	65	115	200	456
TOTAL BRITISH EMPIRE	—	—	—	—	—	58,028	29,129	4,766	7,278	5,812
Italy (*including* Fiume)	—	—	—	—	—	..	88,786	155	..	61
Egypt	—	—	—	—	—	..	..	..	..	9,000
United States of America—										
Vid Atlantic Coast	—	—	—	—	—	2,051	6,306	6,776	9,098	460
Other Foreign Countries	—	—	—	—	—	3,600	2,815	457	871	1,600
TOTAL FOREIGN COUNTRIES	—	—	—	—	—	5,651	97,907	7,388	9,964	11,121
Share of Bengal	—	—	—	—	—	*6,959*	*15,650*	*395*	*577*	*2,015*
„ *Bombay*	—	—	—	—	—	*53,108*	*1,09,059*	*11,329*	*16,665*	*12,950*
„ *Sind*	—	—	—	—	—	..	*775*	..	..	*1,933*
„ *Madras*	—	—	—	—	—	*4,612*	*1,321*	*405*	..	..
„ *Burma*	—	—	—	—	—	..	*325*	*25*	..	*35*
TOTAL	—	—	—	—	—	63,679	1,27,036	12,154	17,242	16,933
Books, printed, and printed matter (*not being* stationery), *including* maps and charts (III. U)—	Cwts.	Cwts.	Cwts.	Cwts.	Cwts.					
United Kingdom (*including* Channel Islands)	707	678	893	1,029	846	1,51,026	1,34,907	1,61,159	1,57,737	1,41,010
Ceylon (*excluding* Maldives)	227	392	420	394	472	30,959	57,662	55,225	57,391	63,742
Straits Settlements	154	39	54	84	78	9,560	5,510	9,607	21,223	14,094
Commonwealth of Australia	..	..	9	..	13	..	..	1,240	..	6,095
Other British Possessions	72	93	84	99	83	12,060	11,577	13,723	14,171	7,508
TOTAL BRITISH EMPIRE	1,160	1,202	1,460	1,606	1,487	2,03,605	2,09,656	2,40,954	2,50,522	2,32,449
Switzerland	16	..	3	..	4	2,400	..	1,200	..	5,050
Siam	12	47	81	92	131	1,990	10,507	15,702	19,873	22,597
United States of America— *Vid* Atlantic Coast	48	62	103	45	78	9,832	10,567	18,019	7,342	11,623
„ Pacific „	4	..	8	1	6	1,474	62	653	180	759
Other Foreign Countries	91	186	81	77	100	15,191	24,647	12,981	11,336	12,488
TOTAL FOREIGN COUNTRIES	171	295	276	215	319	30,887	45,783	48,505	38,731	52,467
Share of Bengal	*326*	*214*	*333*	*393*	*554*	*44,349*	*41,062*	*61,915*	*90,730*	*83,341*
„ *Bombay*	*458*	*667*	*525*	*777*	*735*	*1,02,698*	*1,06,066*	*97,292*	*1,00,552*	*1,18,559*
„ *Sind*	*33*	*32*	*26*	*31*	*41*	*5,045*	*12,925*	*3,924*	*3,925*	*7,666*
„ *Madras*	*429*	*539*	*758*	*566*	*292*	*74,117*	*85,688*	*1,14,890*	*85,522*	*65,433*
„ *Burma*	*55*	*95*	*94*	*54*	*84*	*8,283*	*10,458*	*11,488*	*8,624*	*9,917*
TOTAL	1,381	1,497	1,736	1,821	1,806	2,34,492	2,55,439	2,89,459	2,89,253	2,84,916
Boots and shoes (III. A)—	Pairs	Pairs	Pairs	Pairs	Pairs					
United Kingdom (*including* Channel Islands)	766	931	2,513	4,158	141	4,519	3,223	5,900	3,822	1,369
Bahrein Islands	4,028	10,516	7,811	2,280	672	3,103	3,854	5,373	1,713	435
Canada— *Vid* Atlantic Coast	..	..	..	23,800	..	..	..	..	14,000	..
Other British Possessions	17,393	11,800	7,667	1,616	2,280	12,523	10,179	9,034	1,868	3,815
TOTAL BRITISH EMPIRE	22,182	23,837	17,991	31,854	3,093	20,145	23,261	20,307	21,403	5,619

FOREIGN MERCHANDISE

No. 12—*continued*

ARTICLES, AND COUNTRIES OF FINAL DESTINATION; ALSO SHARE OF EACH PROVINCE	QUANTITY					VALUE				
	1932-33	1933-34	1934-35	1935-36	1936-37	1932-33	1933-34	1934-35	1935-36	1936-37
Boots and Shoes (III. A)—*continued*	Pairs	Pairs	Pairs	Pairs	Pairs	R	R	R	R	R
Italy (*including* Fiume)	..	26,695	54	..	..	..	21,087	267	..	..
Muskat Territory and Trucial Oman	4,074	4,491	8,084	1,651	2,508	3,069	2,283	6,551	1,597	1,927
Other Native States in Arabia	24,428	18,338	4,650	6,300	7,809	14,602	11,730	3,295	6,378	4,345
Iraq	32,374	6,962	1,176	170	240	16,703	2,705	662	170	49
Iran	2,436	10,660	10,602	48	..	1,480	3,841	6,647	150	..
Portuguese East Africa	6,638	10,020	120	15,200	..	4,275	6,104	70	11,421	..
Italian East Africa (Somaliland and Eritrea)	1,200	200	480	12,084	..	600	250	340	5,664	..
Other Foreign Countries	2,374	4,315	5,080	136	917	2,615	2,361	4,967	333	655
TOTAL FOREIGN COUNTRIES	73,424	81,681	30,196	35,589	11,474	43,344	50,361	22,799	25,718	6,976
Share of Bengal	*193*	*26,825*	*13,261*	*29,154*	*733*	*793*	*21,006*	*13,172*	*25,841*	*1,916*
„ *Bombay*	*93,143*	*69,846*	*26,372*	*21,069*	*8,713*	*69,320*	*40,502*	*20,157*	*13,304*	*5,888*
„ *Sind*	*1,038*	*4,719*	*6,798*	*7,047*	*4,474*	*1,676*	*9,550*	*7,042*	*7,049*	*3,941*
„ *Madras*	..	..	*720*	..	..	..	..	*1,658*	..	..
„ *Burma*	*1,232*	*3,130*	*2,036*	*173*	*1,047*	*1,700*	*1,564*	*1,076*	*922*	*876*
TOTAL	95,606	104,518	48,187	57,443	14,567	63,489	72,622	43,106	47,116	12,596
Building and Engineering materials, *other than* of iron, steel or wood (III. U)—										
United Kingdom (*including* Channel Islands)	—	—	—	—	—	4,539	30,019	135	392	35
Ceylon (*excluding* Maldives)	—	—	—	—	—	2,016	1,974	5,543	5,447	735
Union of South Africa	—	—	—	—	—	..	6,533	..	..	..
Commonwealth of Australia	—	—	—	—	—	36,400	..	..	..	831
Other British Possessions	—	—	—	—	—	6,702	3,961	4,508	3,736	4,604
TOTAL BRITISH EMPIRE	—	—	—	—	—	51,657	42,487	10,186	9,575	6,201
Netherlands	—	—	—	—	—	24,468	64,624	..	..	..
Iraq	—	—	—	—	—	11,998	14,754	1,530	288	23
China (*exclusive* of Hongkong and Macao)	—	—	—	—	—	9,160	..	46,800	..	3,50
Other Foreign Countries	—	—	—	—	—	1,680	6,098	1,547	848	1,14
TOTAL FOREIGN COUNTRIES	—	—	—	—	—	47,306	85,476	49,877	1,136	4,87
Share of Bengal	—	—	—	—	—	*28,753*	*58,035*	*48,111*	*426*	*18*
„ *Bombay*	—	—	—	—	—	*68,687*	*62,321*	*6,816*	*2,255*	*5,62*
„ *Sind*	—	—	—	—	—	*760*	*6,121*	*4,950*	*971*	*2,19*
„ *Madras*	—	—	—	—	—	*499*	*1,947*	*128*	*47*	..
„ *Burma*	—	—	—	—	—	*354*	*239*	*62*	*12*	*1*
TOTAL	—	—	—	—	—	98,963	1,27,963	60,063	10,711	11,07
Candles of all kinds (III. U)—	Lbs.	Lbs.	Lbs.	Lbs.	Lbs.					
TOTAL BRITISH EMPIRE	178	11	112	..	..	119	6	120	..	..
TOTAL FOREIGN COUNTRIES	67	169	200	..	..	32	68	100	..	..
Share of Bombay	*141*	*180*	*112*	..	..	*61*	*74*	*120*	..	..
„ *Sind*	*30*	..	*200*	..	..	*15*	..	*100*	..	..
„ *Madras*	*74*	..	..	..	..	*76*	..	..	..	..
TOTAL	245	180	312	..	..	151	74	220	..	..

No. 12—*continued*

ARTICLES, AND COUNTRIES OF FINAL DESTINATION; ALSO SHARE OF EACH PROVINCE	QUANTITY					VALUE				
	1932-33	1933-34	1934-35	1935-36	1936-37	1932-33	1933-34	1934-35	1935-36	1936-37
						R	R	R	R	R
Canes and Rattans (II. 8)—	Cwts.	Cwts.	Cwts.	Cwts.	Cwts.					
United Kingdom (*including* Channel Islands)	187	682	169	..	64	4,040	11,604	3,150	..	700
Other British Possessions	58	39	110	14	37	1,653	1,545	5,362	480	1,045
TOTAL BRITISH EMPIRE	245	721	279	14	101	5,693	13,149	8,512	480	1,745
France	836	..	..	..	..	17,700	..	..	..	..
Spain	218	..	..	..	..	5,890	..	..	..	..
Egypt	456	629	570	657	611	17,480	20,570	18,460	23,807	18,660
Other Foreign Countries	409	122	83	52	22	12,015	4,547	3,360	1,355	725
TOTAL FOREIGN COUNTRIES	1,919	751	653	709	633	52,535	25,117	21,820	25,162	19,385
Share of Bombay	*2,164*	*1,472*	*860*	*723*	*734*	*58,228*	*38,266*	*26,332*	*25,592*	*21,130*
„ *Sind*	..	..	*72*	..	..	..	..	*4,000*	..	..
TOTAL	2,164	1,472	932	723	734	58,228	38,266	30,332	25,592	21,130
Chemicals and chemical preparations (*excluding* chemical manures and medicines)—										
Aluminous sulphates (including alum) (*III. C*)—	Cwts.	Cwts.	Cwts.	Cwts.	Cwts.					
TOTAL BRITISH EMPIRE	112	112	107	118	125	2,170	2,130	1,818	1,583	1,900
TOTAL FOREIGN COUNTRIES	371	195	107	57	164	2,933	2,258	1,484	600	2,597
Share of Bombay	*286*	*304*	*205*	*175*	*286*	*3,939*	*4,383*	*3,248*	*2,183*	*4,177*
„ *Sind*	*197*	*3*	*9*	..	*3*	*1,164*	*14*	*54*	..	*20*
TOTAL	483	307	214	175	289	5,103	4,397	3,302	2,183	4,497
Ammonia and salts thereof (*III. C*)—	Cwts.	Cwts.	Cwts.	Cwts.	Cwts.					
TOTAL BRITISH EMPIRE	77	98	84	38	145	1,940	2,786	2,570	940	3,887
Iran	201	114	245	218	261	4,893	3,095	6,082	5,408	6,695
Other Foreign Countries	171	70	100	26	121	3,804	2,077	2,670	676	2,165
TOTAL FOREIGN COUNTRIES	372	184	345	244	382	8,697	5,172	8,752	6,084	8,860
Share of Bengal	..	..	..	..	..	..	..	..	*25*	..
„ *Bombay*	*436*	*279*	*426*	*271*	*526*	*10,162*	*7,630*	*11,039*	*6,834*	*13,660*
„ *Sind*	*13*	*2*	*1*	*2*	*1*	*475*	*162*	*118*	*120*	*87*
„ *Madras*	..	..	*2*	..	..	..	..	*115*	..	..
„ *Burma*	..	*1*	..	*9*	..	..	*166*	..	*45*	..
TOTAL	449	282	429	282	527	10,637	7,958	11,322	7,024	13,747
Arsenic and its oxides (*III. G*)—	Cwts.	Cwts.	Cwts.	Cwts.	Cwts.					
TOTAL BRITISH EMPIRE	6	..	..	..	18	150	..	..	..	427
TOTAL FOREIGN COUNTRIES	..	9	..	46	..	..	270	..	1,340	..
Share of Bengal	..	..	..	*28*	..	..	..	..	*654*	..
„ *Bombay*	*6*	*9*	..	*18*	..	*150*	*270*	..	*686*	..
„ *Burma*	..	..	..	..	*18*	..	..	..	..	*427*
TOTAL	6	9	..	46	18	150	270	..	1,340	427

No. 12—*continued*

ARTICLES, AND COUNTRIES OF FINAL DESTINATION; ALSO SHARE OF EACH PROVINCE	QUANTITY					VALUE				
	1932-33	1933-34	1934-35	1935-36	1936-37	1932-33	1933-34	1934-35	1935-36	1936-37
Chemicals and chemical preparations (*excluding* chemical manures and medicines)—*continued*						R	R	R	R	R
Sulphuric acid (III. C)—	Cwts.	Cwts.	Cwts.	Cwts.	Cwts.					
TOTAL BRITISH EMPIRE	86	176	90	77	143	2,914	2,629	3,582	4,430	5,903
TOTAL FOREIGN COUNTRIES	17	1	2	2	..	670	45	90	165	38
Share of Bengal	*13*	*5*	*45*	*36*	*100*	*700*	*150*	*1,250*	*1,360*	*1,346*
" *Bombay*	*36*	*33*	*43*	*42*	*43*	*1,595*	*1,450*	*2,362*	*3,310*	*4,094*
" *Sind*	*18*	..	*2*	*1*	..	*565*	*16*	*60*	*25*	..
" *Madras*	..	*140*	..	..	..	..	*1,064*	..	..	..
" *Burma*	*36*	..	..	..	..	*724*	..	..	..	..
TOTAL	103	177	92	79	143	3,584	2,674	3,672	4,695	5,941
Other Sorts of chemicals (III. C)—										
United Kingdom (*including* Channel Islands)	—	—	—	—	—	5,897	19,765	4,508	2,614	2,914
Aden and Dependencies	—	—	—	—	—	16,819	2,009	9,011	2,803	3,851
Bahrein Islands	—	—	—	—	—	10,046	9,845	7,902	9,698	11,604
Ceylon (*excluding* Maldives)	—	—	—	—	—	31,484	4,505	18,778	22,658	8,715
Straits Settlements	—	—	—	—	—	2,853	5,359	1,582	2,636	771
Kenya Colony	—	—	—	—	—	5,148	1,917	3,441	1,639	2,028
Other British Possessions	—	—	—	—	—	7,638	9,889	5,107	3,377	3,944
TOTAL BRITISH EMPIRE	—	—	—	—	—	79,819	53,289	45,505	45,125	33,825
Germany	—	—	—	—	—	2,527	2,074	3,876	1,974	4,877
France	—	—	—	—	—	..	202	1,772	6,424	818
Maskat Territory and Trucial Oman	—	—	—	—	—	5,255	2,876	3,402	5,032	3,788
Other Native States in Arabia	—	—	—	—	—	..	..	5,742	1,868	4,023
Iraq	—	—	—	—	—	7,151	7,779	12,172	13,125	8,004
Iran	—	—	—	—	—	17,130	16,952	7,168	27,717	8,681
Other Foreign Countries	—	—	—	—	—	8,763	10,347	11,097	6,589	9,599
TOTAL FOREIGN COUNTRIES	—	—	—	—	—	40,826	41,130	50,229	61,679	39,740
Share of Bengal	—	—	—	—	—	*33,659*	*8,902*	*16,141*	*7,055*	*6,471*
" *Bombay*	—	—	—	—	—	*59,319*	*53,003*	*52,675*	*79,061*	*64,455*
" *Sind*	—	—	—	—	—	*14,061*	*14,109*	*23,159*	*17,290*	*13,436*
" *Madras*	—	—	—	—	—	*8,982*	*17,268*	*1,916*	*3,332*	*3,883*
" *Burma*	—	—	—	—	—	*4,624*	*1,137*	*1,345*	*66*	*310*
TOTAL	—	—	—	—	—	1,20,645	94,419	95,734	1,06,804	78,555
Total of Chemicals and chemical preparations—										
United Kingdom (*including* Channel Islands)	—	—	—	—	—	6,912	20,056	4,858	2,639	3,986
Aden and Dependencies	—	—	—	—	—	17,489	3,489	10,786	2,518	6,951
Bahrein Islands	—	—	—	—	—	10,816	10,680	8,667	9,978	12,716
Ceylon (*excluding* Maldives)	—	—	—	—	—	32,869	5,719	15,354	23,806	9,260
Straits Settlements	—	—	—	—	—	3,517	5,784	2,078	3,008	1,385

No. 12—*continued*

ARTICLES, AND COUNTRIES OF FINAL DESTINATION; ALSO SHARE OF EACH PROVINCE	QUANTITY					VALUE				
	1932-33	1933-34	1934-35	1935-36	1936-37	1932-33	1933-34	1934-35	1935-36	1936-37
						R	R	R	R	R
Chemicals and chemical preparations (*excluding* chemical manures and medicines)—*concluded*										
Total of Chemicals and chemical preparations—contd.										
Kenya Colony	—	—	—	—	—	6,042	3,492	4,616	4,539	4,456
Other British Possessions	—	—	—	—	—	9,848	11,678	7,171	5,600	12,488
TOTAL BRITISH EMPIRE	—	—	—	—	—	36,998	60,843	58,475	52,078	50,942
Germany	—	—	—	—	—	2,572	3,024	9,176	1,974	4,880
France	—	—	—	—	—	..	202	1,772	6,424	818
Maskat Territory and Trucial Oman	—	—	—	—	—	5,045	3,382	4,216	5,262	4,585
Other Native States in Arabia	—	—	—	—	—	8,066	6,174	8,250	2,568	3,698
Iraq	—	—	—	—	—	7,151	7,999	12,331	12,851	8,304
Iran	—	—	—	—	—	23,846	20,082	13,295	33,395	15,326
Other Foreign Countries	—	—	—	—	—	6,446	8,062	11,515	7,399	9,629
TOTAL FOREIGN COUNTRIES	—	—	—	—	—	53,126	48,875	60,555	69,868	52,285
Share of Bengal	—	—	—	—	—	*34,359*	*4,397*	*17,391*	*3,994*	*8,317*
" *Bombay*	—	—	—	—	—	*75,165*	*7,958*	*69,374*	*93,074*	*76,697*
" *Sind*	—	—	—	—	—	*16,265*	*270*	*23,391*	*17,435*	*13,643*
" *Madras*	—	—	—	—	—	*8,982*	*2,674*	*3,029*	*3,332*	*3,883*
" *Burma*	—	—	—	—	—	*5,348*	*94,419*	*1,848*	*111*	*737*
TOTAL	—	—	—	—	—	1,40,119	1,09,718	1,14,030	1,21,946	1,03,277
Chinese and Japanese ware (*including* lacquered ware, but *excluding* earthenware and porcelain (III. H)—										
United Kingdom (*including* Channel Islands)	—	—	—	—	—	22,070	18,470	18,670	13,704	3,910
Other British Possessions	—	—	—	—	—	100	275	570	1,500	60
TOTAL BRITISH EMPIRE	—	—	—	—	—	22,170	18,745	19,240	15,204	3,970
TOTAL FOREIGN COUNTRIES	—	—	—	—	—	1,930	1,535	1,216	280	171
Share of Bengal	—	—	—	—	—	..	*550*	*300*	*318*	*1,140*
" *Bombay*	—	—	—	—	—	*20,350*	*18,550*	*19,336*	*19,046*	*2,789*
" *Madras*	—	—	—	—	—	*2,435*	*401*	*75*	..	..
" *Burma*	—	—	—	—	—	*1,415*	*1,449*	*845*	*3,120*	*212*
TOTAL	—	—	—	—	—	24,100	15,280	20,456	15,484	4,141
Clocks and Watches and parts thereof—										
Clocks and watches (*III. D*)—	No.	No.	No.	No.	No.					
TOTAL BRITISH EMPIRE	142	310	341	489	164	3,923	4,343	2,958	2,929	5,014
Germany	1	1	1,000	..	24	13	37	5,684	..	960
Other Foreign Countries	48	282	470	699	482	397	2,598	5,962	3,012	3,009
TOTAL FOREIGN COUNTRIES	49	283	1,470	699	506	410	2,635	11,646	3,012	3,969
Share of Bengal	*43*	*16*	*8*	*223*	*294*	*136*	*567*	*418*	*1,448*	*2,841*
" *Bombay*	*98*	*444*	*1,787*	*302*	*325*	*2,296*	*3,944*	*14,556*	*3,133*	*4,809*
" *Sind*	*27*	*66*	*30*	*99*	*44*	*313*	*1,157*	*435*	*745*	*1,183*
" *Madras*	*24*	*6*	*4*	..	*6*	*1,455*	*530*	*158*	..	*190*
" *Burma*	*5*	*11*	*2*	*9*	*1*	*153*	*780*	*27*	*510*	*30*
TOTAL	191	543	1,811	1,138	670	4,333	6,978	15,604	5,841	8,983

No. 12—*continued*

ARTICLES, AND COUNTRIES OF FINAL DESTINATION; ALSO SHARE OF EACH PROVINCE	QUANTITY					VALUE				
	1932-33	1933-34	1934-35	1935-36	1936-37	1932-33	1933-34	1934-35	1935-36	1936-37
						R	R	R	R	R
Clocks and Watches and parts thereof—*continued*										
Parts of Clocks and watches (III, D)—										
TOTAL BRITISH EMPIRE	—	—	—	—	—	..	910	..	42	140
TOTAL FOREIGN COUNTRIES	—	—	—	—	—	..	..	260	1,647	190
Share of Bengal	—	—	—	—	—	..	..	..	*1,169*	..
,, *Bombay*	—	—	—	—	—	..	*510*	..	*520*	*190*
,, *Sind*	—	—	—	—	—	..	*400*	*260*	..	..
,, *Madras*	—	—	—	—	—	..	..	..	..	*140*
TOTAL	—	—	—	—	—	..	710	260	1,689	330
Coal and Coke (II, A)—	Tons	Tons	Tons	Tons	Tons					
United Kingdom (*including* Channel Islands)	2,051	1,040	..	..	..	48,814	18,000	10	9	..
Aden and Dependencies	290	..	..	..	..	5,800	..	..	..	..
Other British Possessions	..	..	1	..	..	..	..	60	120	162
TOTAL BRITISH EMPIRE	2,341	1,040	1	..	..	54,614	18,000	70	129	162
Italy (*including* Fiume)	536	..	..	..	..	9,112	..	..	..	..
Iraq	135	263	31	217	50	3,618	4,949	885	5,145	994
Other Foreign Countries	34	250	..	..	15	967	3,750	100	4	307
TOTAL FOREIGN COUNTRIES	705	513	31	217	65	13,697	8,699	985	5,149	1,301
Share of Bombay	*1,970*	*1,296*	..	..	..	*49,535*	*31,339*	..	..	*62*
,, *Sind*	*1,075*	*257*	*32*	*217*	*65*	*18,737*	*4,369*	*10*	*5,149*	*1,301*
,, *Madras*	*1*	..	..	..	..	*39*	..	*1,045*	*120*	*120*
,, *Burma*	..	..	..	..	..	..	..	*60*	*9*	..
TOTAL	3,046	1,553	32	217	65	68,311	36,699	1,055	5,278	1,483
COAL SHIPPED FOR THE USE OF STEAMERS, etc., engaged in the foreign trade*—	Tons	Tons	Tons	Tons	Tons					
Share of Bombay	*6,266*	*9,885*	*10,117*	*3,562*	*7,079*	—	—	—	—	—
,, *Sind*	*7,025*	*10,001*	*16,729*	*31,728*	*23,081*	—	—	—	—	—
,, *Madras*	..	*420*	..	..	..	—	—	—	—	—
,, *Burma*	*175*	*60*	*300*	..	*600*	—	—	—	—	—
TOTAL	13,466	20,376	27,146	40,290	30,760	—	—	—	—	—

* Coal shipped for the use of steamers, etc., is not re-exports in the ordinary acceptation of the term, and the value thereof is, accordingly, not included in these Accounts.

No. 12—*continued*

ARTICLES, AND COUNTRIES OF FINAL DESTINATION; ALSO SHARE OF EACH PROVINCE	QUANTITY					VALUE				
	1932-33	1933-34	1934-35	1935-36	1936-37	1932-33	1933-34	1934-35	1935-36	1936-37
						R	R	R	R	R
Coffee (I. I)—	Cwts.	Cwts.	Cwts.	Cwts.	Cwts.					
United Kingdom (*including* Channel Islands)	158	..	..	..	..	9,500	..	..	..	..
Other British Possessions	..	..	..	..	..	..	..	7	..	..
TOTAL BRITISH EMPIRE	158	..	..	..	..	9,500	..	7	..	..
TOTAL FOREIGN COUNTRIES	..	..	6	..	1	..	..	320	..	15
Share of Bengal	*1*	..	..	..	..	*50*	..	..	..	..
" *Bombay*	*157*	..	*6*	..	..	*9,450*	..	*320*	..	..
" *Madras*	..	..	..	..	..	..	..	*7*	..	..
" *Burma*	..	..	..	..	*1*	..	..	..	..	*15*
TOTAL	158	..	6	..	1	9,500	..	327	..	15
Cordage and Rope of vegetable fibre (*excluding* jute and cotton) (III. U)—	Cwts.	Cwts.	Cwts.	Cwts.	Cwts.					
United Kingdom (*including* Channel Islands)	1,003	26	1,404	..	..	10,400	260	14,449	..	..
Other British Possessions	44	39	143	284	472	1,451	925	3,107	4,798	8,812
TOTAL BRITISH EMPIRE	1,047	65	1,547	284	472	11,851	1,185	17,556	4,798	8,812
Iraq	37	11	34	323	94	1,339	295	680	10,290	1,620
Other Foreign Countries	44	37	34	3	3	1,422	1,287	997	90	70
TOTAL FOREIGN COUNTRIES	81	48	68	326	97	2,761	1,582	1,677	10,380	1,690
Share of Bengal	*949*	*26*	*1,482*	*32*	*122*	*10,180*	*273*	*16,507*	*902*	*3,038*
" *Bombay*	*93*	*51*	*44*	*352*	*344*	*3,219*	*2,014*	*980*	*10,835*	*5,972*
" *Sind*	*36*	*16*	*7*	*3*	*13*	*1,313*	*480*	*276*	*142*	*232*
" *Burma*	..	..	*82*	*218*	*90*	..	..	*1,170*	*3,299*	*1,260*
TOTAL	1,128	93	1,615	610	569	14,612	2,767	19,233	15,178	10,502
Cutlery (III. D)—										
United Kingdom (*including* Channel Islands)	—	—	—	—	—	23,285	16,877	10,797	10,924	12,001
Ceylon (*excluding* Maldives)	—	—	—	—	—	3,010	3,280	5,989	6,101	2,660
Kenya Colony	—	—	—	—	—	5,812	9,144	12,713	6,675	3,650
Tanganyika Territory	—	—	—	—	—	3,675	1,110	4,200	6,200	2,400
Other British Possessions	—	—	—	—	—	8,890	10,409	10,612	18,808	10,585
TOTAL BRITISH EMPIRE	—	—	—	—	—	44,122	40,820	44,311	54,708	31,296

No. 12—*continued*

ARTICLES, AND COUNTRIES OF FINAL DESTINATION; ALSO SHARE OF EACH PROVINCE	QUANTITY					VALUE				
	1932-33	1933-34	1934-35	1935-36	1936-37	1932-33	1933-34	1934-35	1935-36	1936-37
						R	R	R	R	R
Cutlery (III. D)—continued										
Germany	—	—	—	—	—	1,650	2,637	9,443	1,064	20
Netherlands	—	—	—	—	—	..	..	..	9,500	..
Muskat Territory and Trucial Oman	—	—	—	—	—	2,725	2,890	3,365	4,913	5,895
Other Native States in Arabia	—	—	—	—	—	3,876	4,730	3,730	5,380	9,093
Portuguese East Africa	—	—	—	—	—	13,648	16,435	5,475	9,950	7,825
Other Foreign Countries	—	—	—	—	—	8,889	12,691	6,382	3,004	1,633
TOTAL FOREIGN COUNTRIES	—	—	—	—	—	30,738	39,323	28,345	33,811	24,466
Share of Bengal	—	—	—	—	—	*1,569*	*5,604*	*3,987*	*5,015*	*3,078*
„ *Bombay*	—	—	—	—	—	*63,245*	*60,711*	*63,679*	*77,737*	*44,644*
„ *Sind*	—	—	—	—	—	*5,638*	*10,383*	*6,954*	*4,632*	*6,663*
„ *Madras*	—	—	—	—	—	*4,087*	*1,210*	*1,741*	*631*	..
„ *Burma*	—	—	—	—	—	*1,271*	*1,785*	*1,295*	*5,456*	*1,353*
TOTAL	—	—	—	—	—	74,860	80,143	77,656	93,519	55,782
Drugs and Medicines (excluding chemicals and narcotics)—										
Asafœtida (III. C) —	Cwts.	Cwts.	Cwts.	Cwts.	Cwts.					
Ceylon (excluding Maldives)	73	152	173	96	88	2,947	4,525	5,252	2,189	2,218
Straits Settlements	296	542	241	315	284	9,823	13,931	7,525	9,965	7,665
Hongkong	32	..	103	275	270	800	..	2,550	6,106	6,240
Other British Possessions	154	176	218	90	277	10,975	11,704	11,225	5,229	14,381
TOTAL BRITISH EMPIRE	555	870	735	776	919	24,545	30,160	26,552	23,499	30,504
Germany	..	49	237	..	167	..	1,020	5,240	..	3,690
United States of America—*Vid* Atlantic Coast	..	..	202	595	356	..	..	4,785	12,606	7,897
Other Foreign Countries	72	58	232	249	274	3,905	3,105	7,394	6,620	8,814
TOTAL FOREIGN COUNTRIES	72	107	671	834	797	3,905	4,125	17,419	19,316	20,401
Share of Bombay	*627*	*977*	*1,406*	*1,610*	*1,716*	*28,450*	*34,235*	*43,971*	*42,815*	*50,905*
Camphor (III. C)—	Lbs.	Lbs.	Lbs.	Lbs.	Lbs.					
Straits Settlements	29,127	3,045	..	—	..	34,040	3,806	..	..	..
Mauritius and Dependencies	4,654	..	5,629	2,946	6,097	3,550	..	7,595	4,169	9,675
Other British Possessions	660	680	1,816	335	2,400	1,522	1,325	2,600	675	3,525
TOTAL BRITISH EMPIRE	34,441	3,725	7,445	3,281	8,497	45,012	5,131	10,195	4,844	13,200
Italy (*including* Fiume)	..	..	10,100	..	636	..	..	11,170	..	672
Iraq	4,060	1,080	600	1,800	600	6,185	1,599	610	2,625	845
Other Foreign Countries	3,648	2,392	2,320	2,740	2,040	5,287	3,918	2,335	2,862	2,488
TOTAL FOREIGN COUNTRIES	7,708	3,472	13,020	4,540	3,276	11,372	5,503	14,115	5,487	4,000
Share of Bengal	*4,654*	..	*5,629*	*2,946*	*6,433*	*3,550*	..	*7,595*	*4,169*	*10,187*
„ *Bombay*	*3,268*	*4,152*	*14,836*	*4,575*	*5,340*	*12,788*	*6,822*	*16,715*	*6,162*	*6,858*
„ *Madras*	*29,100*	..	..	..	*100*	*21,356*	..	..	..	*165*
„ *Burma*	*9,127*	*3,045*	..	..	..	*13,690*	*3,806*	..	..	..
TOTAL	42,149	7,197	20,465	7,821	11,773	56,384	10,634	24,310	10,331	17,200

No. 12—*continued*

ARTICLES, AND COUNTRIES OF FINAL DESTINATION; ALSO SHARE OF EACH PROVINCE	QUANTITY					VALUE				
	1932-33	1933-34	1934-35	1935-36	1936-37	1932-33	1933-34	1934-35	1935-36	1936-37
						R	R	R	R	R
Drugs and Medicines (*excluding* chemicals and narcotics)—*continued*										
Quinine salts—										
Quinine sulphate or bisulphate (III. C)—	Lbs.	Lbs.	Lbs.	Lbs.	Lbs.					
United Kingdom (*including* Channel Islands)	482	..	6	11	..	5,765	..	284	241	..
Other British Possessions	33	..	95	31	..	889	..	1,575	780	..
TOTAL BRITISH EMPIRE	515	..	101	42	..	6,654	..	1,859	1,021	..
Germany	307	..	..	..	..	6,944	..	..	..	..
Other Foreign Countries	132	12	..	418	34	1,220	323	..	2,304	1,775
TOTAL FOREIGN COUNTRIES	439	12	..	419	34	8,164	323	..	2,304	1,775
Share of Bengal	*376*	..	..	..	..	*6,671*	..	..	..	..
,, *Bombay*	*674*	..	*101*	*430*	*34*	*8,052*	..	*1,859*	*2,569*	*1,775*
,, *Sind*	*5*	*12*		*30*	..	*95*	*323*	..	*756*	..
TOTAL	954	12	101	460	34	14,818	323	1,859	3,325	1,775
Quinine hydrochloride or dihydrochloride (III. C)—	Lbs.	Lbs.	Lbs.	Lbs.	Lbs.					
TOTAL FOREIGN COUNTRIES	..	..	..	..	100	7	..	..	..	3,155
Share of Bengal	..	..	..	..	*100*	..	..	..	..	*3,155*
,, *Sind*	..	..	..	..	..	7	..	..	..	..
TOTAL	..	..	..	..	100	7	..	..	..	3,155
Others (III. C)—	Lbs.	Lbs.	Lbs.	Lbs.	Lbs.					
United Kingdom (*including* Channel Islands)	..	..	858	..	41	..	..	11,624	..	1,582
Other British Possessions	..	..	220	..	8	..	..	1,820	..	342
TOTAL BRITISH EMPIRE	..	..	1,078	..	49	..	..	13,444	..	1,924
Germany	..	..	215	..	..	..	..	3,175	..	..
Belgium	..	3,260	..	200	16	..	13,279	..	5,000	494
Other Foreign Countries	400	35	..	36	76	2,680	905	..	400	2,000
TOTAL FOREIGN COUNTRIES	400	3,295	215	236	92	2,680	14,184	3,175	5,400	2,494
Share of Bengal	*400*	*3,295*	*1,103*	*36*	*16*	*2,680*	*14,184*	*18,622*	*400*	*494*
,, *Bombay*	..	..	*82*	*200*	*125*	..	..	*2,080*	*5,000*	*3,924*
,, *Madras*	..	..	*108*	..	..	..	..	*917*	..	..
TOTAL	400	3,295	1,293	236	141	2,680	14,184	21,619	5,400	4,418
Saccharin (III. C)—	Lbs.	Lbs.	Lbs.	Lbs.	Lbs.					
Muskat Territory and Trucial Oman	..	500	..	700	2	..	5,500	..	4,651	10
Other Native States in Arabia	100	..	1,200	9,150	5,050	500	..	5,634	39,729	34,640
TOTAL FOREIGN COUNTRIES	100	500	1,200	9,850	5,052	500	5,500	5,634	44,380	34,650
Share of Bombay	*100*	*500*	..	*6,000*	*1,700*	*500*	*5,500*	..	*23,969*	*4,500*
,, *Sind*	..	..	*1,200*	*3,850*	*3,352*	..	..	*5,634*	*20,411*	*30,150*
TOTAL	100	500	1,200	9,850	5,052	500	5,500	5,634	44,380	34,650
Other sorts of drugs and medicines (III. C)—										
United Kingdom (*including* Channel Islands)	—	—	—	—	—	12,359	46,408	10,408	21,295	15,788
Bahrein Islands	—	—	—	—	—	17,445	6,778	12,342	5,525	13,833
Ceylon (*excluding* Maldives)	—	—	—	—	—	23,726	19,087	36,797	20,477	22,876
Straits Settlements	—	—	—	—	—	2,569	6,007	5,817	10,241	17,071
Hongkong	—	—	—	—	—	2,935	..	9,014	10,321	1,860
Kenya Colony	—	—	—	—	—	2,028	2,809	2,519	7,041	3,067
Tanganyika Territory	—	—	—	—	—	6,045	1,180	1,709	465	120

FOREIGN MERCHANDISE

No. 12—*continued*

ARTICLES, AND COUNTRIES OF FINAL DESTINATION; ALSO SHARE OF EACH PROVINCE	QUANTITY					VALUE				
	1932-33	1933-34	1934-35	1935-36	1936-37	1932-33	1933-34	1934-35	1935-36	1936-37
						R	R	R	R	R
Drugs and Medicines (*excluding* chemicals and narcotics)—*continued*										
Other sorts of drugs and medicines (*III. C*)—contd.										
Commonwealth of Australia	—	—	—	—	—	825	6,732	4,050	11,510	5,099
Other British Possessions	—	—	—	—	—	4,088	4,094	4,724	6,805	4,165
TOTAL BRITISH EMPIRE	—	—	—	—	—	72,020	93,043	87,371	1,02,680	83,674
Germany	—	—	—	—	—	19,039	10,519	1,48,191	67,241	17,557
Netherlands	—	—	—	—	—	5,930	7,765	5,150	38,496	11,548
France	—	—	—	—	—	1,528	3,688	15,816	5,055	5,765
Greece (*including* Crete)	—	—	—	—	—	..	10,611	..	60	..
Native States in Arabia *other than* Maskat Territory and Trucial Oman	—	—	—	—	—	5,784	3,131	906	1,420	4,832
Iraq	—	—	—	—	—	4,440	3,634	4,003	5,105	8,348
Iran	—	—	—	—	—	9,620	10,066	7,236	9,060	4,585
Japan	—	—	—	—	—	1,219	2,018	714	37,080	30,722
China (*exclusive* of Hongkong and Macao)	—	—	—	—	—	14,250	9,194	7,854	1,000	60
Egypt	—	—	—	—	—	1,220	5,110	1,342	2,190	29,510
United States of America—*Vid* Atlantic Coast	—	—	—	—	—	5,082	6,239	5,858	3,633	4,721
„ Pacific „	—	—	—	—	—	..	587	5	..	..
Other Foreign Countries	—	—	—	—	—	4,564	3,866	8,600	15,672	9,678
TOTAL FOREIGN COUNTRIES	—	—	—	—	—	72,677	77,318	2,05,565	1,86,021	1,27,319
Share of Bengal	—	—	—	—	—	*42,852*	*67,524*	*59,023*	*69,608*	*46,740*
„ *Bombay*	—	—	—	—	—	*83,221*	*91,336*	*2,24,315*	*1,95,530*	*1,50,372*
„ *Sind*	—	—	—	—	—	*7,107*	*7,898*	*6,718*	*13,182*	*8,946*
„ *Madras*	—	—	—	—	—	*3,926*	*1,634*	*2,733*	*4,953*	*2,465*
„ *Burma*	—	—	—	—	—	*7,491*	*1,769*	*2,622*	*2,423*	*4,667*
TOTAL	—	—	—	—	—	1,44,697	1,70,361	2,92,935	2,88,701	2,11,193
Total of Drugs and Medicines—										
United Kingdom (*including* Channel Islands)	—	—	—	—	—	18,124	46,406	24,854	21,536	20,075
Bahrein Islands	—	—	—	—	—	18,042	7,128	12,342	6,235	14,325
Ceylon (*excluding* Maldives)	—	—	—	—	—	27,907	38,762	46,619	22,856	27,989
Straits Settlements	—	—	—	—	—	47,352	28,744	13,249	29,206	24,736
Hongkong	—	—	—	—	—	3,785	..	11,564	16,427	18,100
Union of South Africa	—	—	—	—	—	5,330	5,123	3,876	2,521	3,999
Kenya Colony	—	—	—	—	—	4,903	6,924	7,700	10,416	17,487
Tanganyika Territory	—	—	—	—	—	6,480	1,410	2,500	515	1,910
Mauritius and Dependencies	—	—	—	—	—	8,900	865	7,851	4,409	10,812
Commonwealth of Australia	—	—	—	—	—	825	6,732	4,050	11,510	5,099
Other British Possessions	—	—	—	—	—	6,053	6,241	4,723	6,413	5,470
TOTAL BRITISH EMPIRE	—	—	—	—	—	1,48,231	1,28,734	1,39,421	1,32,044	1,29,502
Germany	—	—	—	—	—	26,089	11,589	1,61,606	67,241	21,247
Netherlands	—	—	—	—	—	8,610	8,670	5,150	38,496	11,548
Belgium	—	—	—	—	—	..	18,379	4,935	5,806	5,319
France	—	—	—	—	—	1,528	3,688	19,366	6,880	6,665
Italy (*including* Fiume)	—	—	—	—	—	..	..	11,880	..	2,064
Greece (*including* Crete)	—	—	—	—	—	..	10,611	..	60	..
Maskat Territory and Trucial Oman	—	—	—	—	—	3,431	7,589	1,536	6,690	[2,806
Other Native States in Arabia	—	—	—	—	—	7,817	3,831	6,760	41,179	40,590
Iraq	—	—	—	—	—	10,605	5,244	4,638	7,730	11,023
Iran	—	—	—	—	—	14,050	12,502	9,881	13,538	6,698
Japan	—	—	—	—	—	1,299	2,018	714	37,080	30,722
China (*exclusive* of Hongkong and Macao)	—	—	—	—	—	14,250	9,194	7,854	1,000	60

No. 12—*continued*

ARTICLES, AND COUNTRIES OF FINAL DESTINATION; ALSO SHARE OF EACH PROVINCE	QUANTITY					VALUE				
	1932-33	1933-34	1934-35	1935-36	1936-37	1932-33	1933-34	1934-35	1935-36	1936-37
						R	R	R	R	R
Drugs and Medicines (*excluding* chemicals and narcotics)—*concluded*										
Total of Drugs and Medicines—continued.										
Egypt	—	—	—	—	—	1,220	7,662	1,707	4,320	32,015
United States of America—										
Via Atlantic Coast	—	—	—	—	—	5,083	6,239	10,643	16,329	12,618
,, Pacific ,,	—	—	—	—	—	..	587	5	..	..
Other Foreign Countries	—	—	—	—	—	5,823	4,800	4,783	16,164	10,849
TOTAL FOREIGN COUNTRIES	—	—	—	—	—	90,305	1,06,963	2,50,908	2,62,908	1,93,794
Share of Bengal	—	—	—	—	—	*60,853*	*81,808*	*82,240*	*76,177*	*60,576*
,, *Bombay*	—	—	—	—	—	*1,33,011*	*1,36,172*	*2,89,460*	*2,79,045*	*2,18,321*
,, *Sind*	—	—	—	—	—	*7,209*	*7,898*	*12,352*	*31,349*	*37,086*
,, *Madras*	—	—	—	—	—	*25,282*	*1,834*	*3,655*	*4,958*	*2,623*
,, *Burma*	—	—	—	—	—	*21,181*	*5,575*	*2,682*	*2,423*	*4,667*
TOTAL	—	—	—	—	—	2,47,536	2,35,287	3,90,329	3,94,952	3,23,298
Dyeing and Tanning substances—										
Cochineal (*XXI. E*)—	Cwts.	Cwts.	Cwts.	Cwts.	Cwts.					
TOTAL BRITISH EMPIRE	1	7	2	..	..	50	230	135	..	..
Iran	38	24	67	25	16	6,526	3,041	7,149	2,586	1,126
Other Foreign Countries	12	3	13	..	..	2,012	160	1,339	..	..
TOTAL FOREIGN COUNTRIES	50	27	80	25	16	8,538	3,201	8,488	2,586	1,126
Share of Bombay	*45*	*34*	*82*	*25*	*16*	*7,532*	*3,431*	*8,623*	*2,586*	*1,125*
,, *Madras*	*6*	..	..	..	..	*1,006*	..	..	..	..
TOTAL	51	34	82	25	16	8,538	3,431	8,623	2,586	1,125
Cutch and gambier (*XXI. E*)—	Cwts.	Cwts.	Cwts.	Cwts.	Cwts.					
TOTAL BRITISH EMPIRE	32	27	9	5	23	1,670	1,235	423	249	722
TOTAL FOREIGN COUNTRIES	11	55	30	34	22	645	1,740	1,095	1,335	985
Share of Bengal	..	*1*	*1*	..	*1*	..	*20*	*18*	..	*20*
,, *Bombay*	*43*	*81*	*38*	*39*	*44*	*2,315*	*2,955*	*1,500*	*1,584*	*1,687*
TOTAL	43	82	39	39	45	2,315	2,975	1,518	1,584	1,707
Dyes obtained from coal tar—										
Alizarine (*III. E*)—	Lbs.	Lbs.	Lbs.	Lbs.	Lbs.					
TOTAL BRITISH EMPIRE	765	1,099	132	1,876	460	550	852	80	1,435	425
TOTAL FOREIGN COUNTRIES	403	224	..	..	..	216	255	..	..	..
Share of Bengal	..	..	..	..	*112*	..	..	..	..	*260*
,, *Bombay*	*119*	*336*	..	*1,344*	*224*	*70*	*355*	..	*1,160*	*160*
,, *Sind*	*112*	..	..	..	—	*60*	..	..	..	..
,, *Madras*	*877*	*987*	*132*	*532*	*124*	*630*	*752*	*80*	*275*	*65*
TOTAL	1,168	1,323	132	1,876	460	766	1,107	80	1,435	425

No. 12—*continued*

ARTICLES, AND COUNTRIES OF FINAL DESTINATION; ALSO SHARE OF EACH PROVINCE	QUANTITY					VALUE				
	1932-33	1933-34	1934-35	1935-36	1936-37	1932-33	1933-34	1934-35	1935-36	1936-37
Dyeing and Tanning substances—*continued*						R	R	R	R	R
Dyes obtained from coal tar—*continued*										
Aniline (III. E)—	Lbs.	Lbs.	Lbs.	Lbs.	Lbs.					
United Kingdom (*including* Channel Islands)	585	9,203	432	5,296	..	5,158	40,515	1,551	16,852	..
Aden and Dependencies	..	..	..	..	4,164	..	..	..	..	7,800
Ceylon (*excluding* Maldives)	25,174	20,925	11,505	11,129	10,649	55,231	38,395	26,519	26,429	21,556
Zanzibar and Pemba	..	1,312	1,150	2,168	9,918	..	2,250	1,800	1,840	11,700
Kenya Colony	830	11,190	5,855	6,814	9,102	1,155	15,145	8,305	10,350	12,090
Tanganyika Territory	1,112	1,504	3,112	2,134	7,478	1,525	1,875	4,400	2,800	7,130
Other British Possessions	11,310	1,006	3,217	2,251	312	6,951	860	3,800	4,301	500
TOTAL BRITISH EMPIRE	39,011	45,140	25,271	29,892	41,623	70,020	97,040	46,375	73,072	60,776
Germany	6,239	11,563	3,701	..	..	10,291	46,613	24,055	..	..
Netherlands	10,080	580	360	2,600	290	1,35,380	600	3,520	780	890
Belgium	..	..	720	..	32,157	..	..	1,999	..	14,778
France	1,696	23	1,850	..	..	2,000	98	8,675	..	..
Iran	44,396	43,984	58,500	101,043	19,192	37,391	36,982	51,985	90,277	20,482
Japan	59	8,722	5,218	1,083	638	1,180	32,899	12,029	2,181	1,724
China (*exclusive of* Hongkong and Macao)	1,508	2,016	698	1,555	..	10,556	11,592	3,607	3,110	..
United States of America—Pld Atlantic Coast	224	465	6,276	448	82,024	1,400	2,937	13,451	1,792	1,17,195
Other Foreign Countries	1,712	1,448	3,663	2,570	1,709	3,056	2,750	7,232	4,645	3,105
TOTAL FOREIGN COUNTRIES	65,916	68,806	80,986	109,299	1,36,010	2,01,254	1,34,470	2,30,503	1,02,785	1,64,184
Share of Bengal	..	*280*	*224*	..	..	..	*280*	*33 2*	..	..
„ *Bombay*	*99,897*	*109,718*	*100,445*	*135,547*	*1,75,827*	*2,63,129*	*1,97,764*	*1,78,407*	*1,71,736*	*2,22,011*
„ *Sind*	*156*	*100*	*168*	*1,049*	..	*674*	*148*	*300*	*1,724*	..
„ *Madras*	*3,764*	*3,798*	*4,671*	*2,595*	*2,306*	*3,191*	*3,227*	*7,297*	*2,347*	*2,949*
„ *Burma*	*1,120*	*50*	*749*	..	..	*4,480*	*100*	*1,542*	..	..
TOTAL	104,927	113,946	106,257	139,191	177,633	2,71,274	2,01,510	1,82,876	1,75,857	2,24,960
Others (III. E)—	Lbs.	Lbs.	Lbs.	Lbs.	Lbs.					
TOTAL BRITISH EMPIRE	1,344	..	..	1,546	1,120	2,610	..	..	2,798	2,000
Netherlands	..	..	..	..	2,240	..	..	..	..	10,528
Belgium	..	112	..	510	..	..	552	..	2,650	..
Iran	1,790	6,334	1,120	30,240	..	2,894	12,087	1,680	13,415	..
United States of America—Pld Atlantic Coast	..	..	5,391	..	..	..	..	9,436	..	..
Other Foreign Countries	..	112	..	2,604	..	..	210	..	4,015	..
TOTAL FOREIGN COUNTRIES	1,790	6,558	6,511	33,354	2,240	2,894	12,849	11,116	20,080	10,528
Share of Bombay	..	*112*	*5,391*	*32,576*	*1,120*	..	*552*	*9,436*	*18,558*	*2,000*
„ *Sind*	*1,790*	*6,446*	*1,120*	*2,240*	..	*2,894*	*12,297*	*1,680*	*4,290*	..
„ *Madras*	*1,344*	..	..	*84*	*2,240*	*2,610*	..	..	*30*	*10,528*
TOTAL	3,134	6,558	6,511	34,900	3,360	5,504	12,849	11,116	22,878	12,528
Saffron (III. E)—	Lbs.	Lbs.	Lbs.	Lbs.	Lbs.					
TOTAL BRITISH EMPIRE	405	576	588	1,124	1,008	3,620	5,415	4,660	11,649	15,847

No. 12—*continued*

ARTICLES, AND COUNTRIES OF FINAL DESTINATION; ALSO SHARE OF EACH PROVINCE	QUANTITY					VALUE				
	1932-33	1933-34	1934-35	1935-36	1936-37	1932-33	1933-34	1934-35	1935-36	1936-37
Dyeing and Tanning substances—*continued*						R	R	R	R	R
***Saffron (III. E)*—continued**	Lbs.	Lbs.	Lbs.	Lbs.	Lbs.					
Native States in Arabia *other than* Maskat Territory and Trucial Oman	500	580	450	212	400	2,637	3,380	5,075	2,050	3,250
Other Foreign Countries	1,600	820	258	849	1,440	3,524	2,390	910	4,041	3,765
TOTAL FOREIGN COUNTRIES	2,100	1,400	708	1,061	1,840	6,161	5,770	5,985	6,091	7,015
Share of Bengal	..	*1*	..	..	..	..	*30*	..	..	..
" *Bombay*	*2,505*	*1,975*	*1,291*	*2,185*	*2,848*	*9,781*	*11,155*	*10,645*	*17,740*	22,862
TOTAL	2,505	1,976	1,291	2,185	2,848	9,781	11,185	10,645	17,740	22,862
***Other sorts (III. E)*—**	Cwts.	Cwts.	Cwts.	Cwts.	Cwts.					
Aden and Dependencies	111	36	87	51	302	5,349	1,975	4,080	2,685	16,155
Straits Settlements	340	327	468	315	524	16,515	17,090	22,018	17,944	28,120
Other British Possessions	116	97	64	35	34	4,039	2,926	3,871	2,000	2,000
TOTAL BRITISH EMPIRE	567	460	614	401	860	25,903	21,991	29,017	22,629	46,275
Netherlands	..	..	..	3,360	..	..	..	..	16,800	..
Turkey, Asiatic	..	..	..	..	944	..	..	..	..	50,000
Syria	..	..	20	5	652	..	..	960	80	35,100
Egypt	..	..	..	..	680	..	..	..	..	37,905
Other Foreign Countries	64	75	170	39	685	4,310	6,335	10,061	1,020	3,772
TOTAL FOREIGN COUNTRIES	64	75	190	3,404	2,961	4,310	6,335	11,021	17,900	1,26,777
Share of Bengal	..	*2*	*12*	..	*17*	..	*52*	*4,321*	*70*	*80*
" *Bombay*	*624*	*491*	*719*	*442*	*3,167*	*29,794*	*28,118*	*32,330*	*23,198*	*1,71,000*
" *Madras*	*7*	*42*	..	*3,360*	*637*	*419*	*156*	..	*16,800*	*1,972*
" *Burma*	..	..	*73*	*3*	..	..	..	*4,287*	*467*	..
TOTAL	631	535	804	3,805	3,821	30,213	28,326	40,938	40,529	1,73,052
***Total of Dyeing and Tanning substances*—**										
United Kingdom (*including* Channel Islands)	—	—	—	—	—	8,548	10,600	1,551	16,926	1,000
Aden and Dependencies	—	—	—	—	—	9,124	2,515	6,777	6,810	25,255
Ceylon (*excluding* Maldives)	—	—	—	—	—	57,345	38,626	28,819	39,999	23,321
Straits Settlements	—	—	—	—	—	16,515	17,850	22,818	18,919	29,945
Hongkong	—	—	—	—	—	4,026	4,300	850	5,126	4,560
Zanzibar and Pemba	—	—	—	—	—	335	3,760	2,735	..	11,850
Kenya Colony	—	—	—	—	—	1,690	15,260	8,575	14,555	16,830
Tanganyika Territory	—	—	—	—	—	1,525	1,875	4,440	3,388	9,512
Other British Possessions	—	—	—	—	—	4,405	1,887	4,695	6,109	3,772
TOTAL BRITISH EMPIRE	—	—	—	—	—	1,04,423	96,763	81,560	1,11,832	1,26,045
Germany	—	—	—	—	—	10,327	46,612	34,055	..	..
Netherlands	—	—	—	—	—	1,35,380	600	3,520	17,580	11,418
Belgium	—	—	—	—	—	120	552	1,999	2,650	14,788
France	—	—	—	—	—	2,000	98	3,675	..	..
Turkey, Asiatic	—	—	—	—	—	..	..	..	..	50,000
Syria	—	—	—	—	—	..	150	1,020	..	35,100
Maskat Territory and Trucial Oman	—	—	—	—	—	5,896	4,675	2,819	3,706	3,715
Other Native States in Arabia	—	—	—	—	—	5,027	5,485	6,135	2,495	4,455
Iran	—	—	—	—	—	48,696	56,810	60,084	1,06,278	27,607
Japan	—	—	—	—	—	1,180	32,899	15,949	2,181	3,711
China (*exclusive of* Hongkong and Macao)	—	—	—	—	—	10,556	11,592	3,607	3,510	80
Egypt	—	—	—	—	—	..	..	..	..	38,305
Portuguese East Africa	—	—	—	—	—	820	1,270	4,045	7,710	3,205
United States of America—										
Vid Atlantic Coast	—	—	—	—	—	1,960	2,037	26,908	1,792	1,17,195
Other Foreign Countries	—	—	—	—	—	2,056	940	4,492	2,875	1,035
TOTAL FOREIGN COUNTRIES	—	—	—	—	—	2,24,018	1,64,620	1,74,308	1,50,777	3,10,614

FOREIGN MERCHANDISE

No. 12—*continued*

ARTICLES, AND COUNTRIES OF FINAL DESTINATION; ALSO SHARE OF EACH PROVINCE	QUANTITY					VALUE				
	1932-33	1933-34	1934-35	1935-36	1936-37	1932-33	1933-34	1934-35	1935-36	1936-37
						R	R	R	R	R
Dyeing and Tanning substances—*concluded*										
Total of Dyeing and Tanning substances—continued										
Share of Bengal	—	—	—	—	—	..	*382*	*4,671*	*76*	
„ *Bombay*	—	—	—	—	—	*3,12,677*	*2,44,339*	*2,35,941*	*2,36,606*	*4,30,*
„ *Sind*	—	—	—	—	—	*3,422*	*12,446*	*1,980*	*6,914*	..
„ *Madras*	—	—	—	—	—	*7,556*	*4,145*	*7,377*	*19,462*	*16,*
„ *Burma*	—	—	—	—	—	*4,480*	*100*	*5,329*	*667*	..
TOTAL	—	—	—	—	—	3,28,441	2,61,382	2,55,798	2,62,609	4,36,
Earthenware and Porcelain (*including* pipes of earthenware) (III. H)—										
United Kingdom (*including* Channel Islands)	—	—	—	—	—	29,611	25,681	18,060	18,513	34,
Aden and Dependencies	—	—	—	—	—	575	5,510	4,237	2,963	4,
Bahrein Islands	—	—	—	—	—	2,824	5,174	3,196	988	2,
Anglo-Egyptian Sudan	—	—	—	—	—	652	3,850	7,390	30	
Other British Possessions	—	—	—	—	—	6,426	7,936	7,413	5,694	7,
TOTAL BRITISH EMPIRE	—	—	—	—	—	40,088	48,071	40,296	28,183	48,
France	—	—	—	—	—	200	5,927	1,700	..	1
Muskat Territory and Trucial Oman	—	—	—	—	—	3,574	6,418	9,830	2,557	1,
Other Native States in Arabia	—	—	—	—	—	6,769	3,394	8,608	4,784	3,
Iraq	—	—	—	—	—	5,683	5,434	5,596	1,699	1
Iran	—	—	—	—	—	3,251	9,881	16,507	9,972	1
Other Foreign Countries	—	—	—	—	—	8,531	11,670	11,764	4,887	10
TOTAL FOREIGN COUNTRIES	—	—	—	—	—	28,108	42,724	54,005	23,899	18
Share of Bengal	—	—	—	—	—	*1,622*	*3,381*	*4,861*	*3,474*	*4*
„ *Bombay*	—	—	—	—	—	*44,202*	*70,631*	*79,339*	*39,509*	*54*
„ *Sind*	—	—	—	—	—	*9,814*	*9,854*	*3,999*	*3,875*	*5*
„ *Madras*	—	—	—	—	—	*5,666*	*216*	*3,737*	*280*	
„ *Burma*	—	—	—	—	—	*2,892*	*1,713*	*2,365*	*4,394*	*1*
TOTAL	—	—	—	—	—	68,196	90,795	94,301	51,532	6
Electroplated ware (III. D)—										
United Kingdom (*including* Channel Islands)	—	—	—	—	—	22,914	34,457	19,890	26,514	1
Other British Possessions	—	—	—	—	—	3,535	1,560	4,525	625	1
TOTAL BRITISH EMPIRE	—	—	—	—	—	26,449	36,017	24,415	27,139	1
TOTAL FOREIGN COUNTRIES	—	—	—	—	—	2,390	26	1,123	132	
Share of Bengal	—	—	—	—	—	..	*1,900*	*2,459*	*2,681*	
„ *Bombay*	—	—	—	—	—	*18,683*	*24,523*	*21,298*	*19,021*	*1*
„ *Sind*	—	—	—	—	—	*3,050*	*6,433*	*365*	*1,540*	
„ *Madras*	—	—	—	—	—	*4,970*	*1,212*	..	..	..
„ *Burma*	—	—	—	—	—	*2,136*	*1,975*	*1,435*	*4,029*	
TOTAL	—	—	—	—	—	28,839	36,043	25,538	27,271	1

No. 12—*continued*

ARTICLES, AND COUNTRIES OF FINAL DESTINATION; ALSO SHARE OF EACH PROVINCE	QUANTITY					VALUE				
	1932-33	1933-34	1934-35	1935-36	1936-37	1932-33	1933-34	1934-35	1935-36	1936-37
						R	R	R	R	R
Fireworks (III. U)—										
Hongkong	—	—	—	—	—	6,136	..	..	..	15,099
Other British Possessions	—	—	—	—	—	180	800	1,493	2,250	819
TOTAL BRITISH EMPIRE	—	—	—	—	—	6,316	800	1,493	2,250	15,918
TOTAL FOREIGN COUNTRIES	—	—	—	—	—	100	60	440	60	60
Share of Bombay	—	—	—	—	—	*6,416*	*860*	*1,933*	*2,310*	*15,978*
Fish (*excluding* canned fish—										
Fish, dry, salted and unsalted (I. A)—	Cwts.	Cwts.	Cwts.	Cwts.	Cwts.					
TOTAL BRITISH EMPIRE	219	106	22	17	51	2,525	1,449	400	161	756
TOTAL FOREIGN COUNTRIES	1	..	..	..	..	100	..	..	..	..
Share of Bengal	..	..	..	..	..	..	*20*	..	..	..
" *Bombay*	*220*	*57*	*5*	*15*	*12*	*2,425*	*657*	*100*	*150*	*160*
" *Sind*	..	*49*	*17*	..	*39*	..	*772*	*300*	..	*596*
" *Burma*	—	..	..	*2*	..	..	..	..	*11*	..
TOTAL	220	106	22	17	51	2,525	1,449	400	161	756
Fishmaws and sharkfins (I. A)—	Cwts.	Cwts.	Cwts.	Cwts.	Cwts.					
United Kingdom (*including* Channel Islands)	251	191	87	50	136	36,050	34,104	5,900	10,428	18,880
Ceylon (*excluding* Maldives)	—	26	—	..	—	..	7,200	..	—	..
Straits Settlements	..	6	..	..	..	..	1,600	..	..	..
Hongkong	1,800	1,851	800	918	1,321	2,04,588	1,77,637	81,700	50,502	1,05,469
TOTAL BRITISH EMPIRE	2,051	2,084	887	968	1,457	2,40,588	2,20,541	87,600	60,930	1,24,349
United States of America—										
Vid Atlantic Coast	..	..	..	147	..	..	..	..	6,000	..
Other Foreign Countries	2	..	..	..	..	320	..	..	..	..
TOTAL FOREIGN COUNTRIES	2	..	..	147	..	320	..	..	6,000	..
Share of Bengal	..	..	..	*4*	..	..	..	..	*100*	..
" *Bombay*	*2,051*	*2,084*	*887*	*1,111*	*1,457*	*2,40,588*	*2,20,541*	*87,600*	*66,830*	*1,24,349*
" *Sind*	*2*	..	..	—	..	*320*	..	..	—	..
TOTAL	2,053	2,084	887	1,115	1,457	2,40,908	2,20,541	87,600	66,930	1,24,349
Total of Fish (excluding canned fish)—	Cwts.	Cwts.	Cwts.	Cwts.	Cwts.					
United Kingdom (*including* Channel Islands)	251	191	87	50	136	36,050	34,104	5,900	10,428	18,880
Ceylon (*excluding* Maldives)	..	26	..	..	..	..	7,200	..	..	..
Hongkong	1,807	1,907	817	918	1,360	2,04,688	1,78,510	82,000	50,502	1,06,065
Other British Possessions	212	56	5	17	12	2,375	2,176	100	161	160
TOTAL BRITISH EMPIRE	2,270	2,190	859	985	1,508	2,43,113	2,21,990	88,000	61,091	1,25,105

FOREIGN MERCHANDISE

No. 12—*continued*

ARTICLES, AND COUNTRIES OF FINAL DESTINATION; ALSO SHARE OF EACH PROVINCE	QUANTITY					VALUE				
	1932-33	1933-34	1934-35	1935-36	1936-37	1932-33	1933-34	1934-35	1935-36	1936-37
						R	R	R	R	R
Fish (*excluding* canned fish)—*continued*										
Total *of Fish* (excluding canned *fish*)—continued	Cwts.	Cwts.	Cwts.	Cwts.	Cwts.					
United States of America—Via Atlantic Coast	..	..	..	147	..	..	..	..	6,000	..
Other Foreign Countries	3	..	..	..	..	420	..	..	..	..
TOTAL FOREIGN COUNTRIES	3	..	..	147	..	420	..	..	6,000	..
Share of Bengal	..	..	..	4	..	..	20	..	100	..
" *Bombay*	2,271	2,141	342	1,126	1,469	2,43,313	2,21,198	87,700	66,980	1,24,5
" *Sind*	2	49	17	..	39	320	772	300	..	5
" *Burma*	..	..	..	3	..	..	..	..	11	..
TOTAL	2,278	2,190	359	1,132	1,508	2,43,633	2,21,990	88,000	67,091	1,25,1
Fruits and Vegetables—										
***Fresh fruits and vegetables* (*I. B*)—**										
TOTAL BRITISH EMPIRE	—	—	—	—	—	4,198	2,159	120	..	1,1
Italy (*excluding* Fiume)	—	—	—	—	—	9,810	..	..	..	..
Iraq	—	—	—	—	—	12,215	14,246	1,424	490	..
Henjam Islands	—	—	—	—	—	18,340	10,995	..	..	..
Other Foreign Countries	—	—	—	—	—	6,718	4,967	179	25	1
TOTAL FOREIGN COUNTRIES	—	—	—	—	—	46,583	30,208	1,603	515	1
Share of Bombay	—	—	—	—	—	48,347	28,678	228	..	1,1
" *Sind*	—	—	—	—	—	2,434	3,539	1,495	515	
" *Madras*	—	—	—	—		..	..	..	..	
" *Burma*	—	—	—	—	—	..	..	..	..	
TOTAL	—	—	—	—	—	50,781	32,367	1,723	515	1,2
***Fruits and vegetables: dried, salted or preserved*—**										
Dates (*I. B*)—	Tons	Tons	Tons	Tons	Tons					
TOTAL BRITISH EMPIRE	11	28	41	21	24	3,474	6,378	7,008	4,693	8,1
TOTAL FOREIGN COUNTRIES	50	89	13	32	73	6,544	5,494	2,937	8,529	7,(
Share of Bengal	..	1	..	..	..	16	25	..	96	
" *Bombay*	27	41	37	53	39	7,379	10,265	8,559	13,050	9,(
" *Sind*	24	23	17	..	33	2,390	1,350	1,381	76	4,(
" *Madras*	..	2	..	..	..	40	232	..	..	..
" *Burma*	..	..	..	..	..	..	..	6	..	..
TOTAL	61	67	54	53	97	10,018	12,372	9,945	13,222	13,(

No. 12—*continued*

ARTICLES, AND COUNTRIES OF FINAL DESTINATION; ALSO SHARE OF EACH PROVINCE	QUANTITY					VALUE				
	1932-33	1933-34	1934-35	1935-36	1936-37	1932-33	1933-34	1934-35	1935-36	1936-37
						R	R	R	R	R
Fruits and Vegetables—*continued*										
Fruits and vegetables: dried, salted or preserved—continued										
Other sorts (I. B)—	Tons	Tons	Tons	Tons	Tons					
United Kingdom (*including* Channel Islands)	346	118	56	89	93	2,10,350	91,846	45,566	75,765	1,21,725
Palestine	..	..	14	7	13	800	531	11,975	5,014	9,920
Aden and Dependencies	10	18	8	11	7	5,511	7,466	5,680	7,800	3,876
Ceylon (*excluding* Maldives)	75	57	31	18	43	38,036	29,083	16,718	11,015	31,522
Straits Settlements	80	80	56	44	13	66,215	61,692	48,495	33,579	11,266
Hongkong	127	166	95	56	36	70,822	74,611	51,015	29,992	18,177
Union of South Africa	..	2	5	5	17	2,810	3,270	4,280	5,187	12,662
Zanzibar and Pemba	26	14	11	16	20	21,620	14,685	19,570	15,828	23,366
Kenya Colony	37	34	27	53	50	34,997	34,463	23,710	43,127	54,827
Tanganyika Territory	13	9	15	14	21	16,765	11,720	16,308	14,563	29,603
Mauritius and Dependencies	26	20	32	27	16	15,006	8,149	15,897	13,277	8,872
Other British Possessions	6	7	2	5	6	4,117	3,993	1,553	2,578	3,482
TOTAL BRITISH EMPIRE	746	529	352	345	335	4,86,049	3,41,459	2,65,712	2,57,725	3,28,748
Germany	11	24	9	22	..	7,842	16,280	3,040	23,542	60
Netherlands	74	6	1	10	6	29,777	4,400	980	8,000	6,400
France	7	10	10	10	..	5,982	1,340	8,325	6,526	140
Syria	..	5	46	17	42	160	11,720	1,02,355	35,485	49,854
Japan	..	1	2	..	11	21	320	1,219	340	5,691
Egypt	74	336	105	140	269	38,698	1,00,797	52,606	64,814	2,18,117
Portuguese East Africa	2	..	1	3	7	872	2,833	3,240	4,144	5,864
United States of America—*Via* Atlantic Coast	152	8	45	84	705	2,16,564	22,250	91,604	1,05,517	7,29,427
Other Foreign Countries	7	8	5	9	10	9,505	5,341	6,362	6,841	7,781
TOTAL FOREIGN COUNTRIES	327	398	224	295	1,140	3,09,421	1,65,281	3,69,731	2,55,209	10,18,284
Share of Bengal	*6*	*5*	*3*	*2*	*11*	*4,186*	*3,895*	*1,931*	*1,150*	*5,226*
„ Bombay	*516*	*436*	*377*	*494*	*1,329*	*3,75,800*	*2,77,022*	*2,39,302*	*3,80,897*	*12,08,191*
„ Sind	*551*	*486*	*196*	*144*	*135*	*4,15,485*	*2,26,688*	*2,44,910*	*1,31,487*	*1,36,076*
„ Burma	..	..	..	..	..	..	*140*	..	..	*530*
TOTAL	1,073	927	576	640	1,475	7,95,470	5,06,740	5,85,443	5,12,984	13,47,032
Total of Fruits and Vegetables—										
United Kingdom (*including* Channel Islands)	—	—	—	—	—	2,10,364	91,876	45,706	75,817	1,21,725
Palestine	—	—	—	—	—	800	531	11,975	5,014	9,920
Aden and Dependencies	—	—	—	—	—	5,629	7,582	5,680	7,800	4,064
Bahrein Islands	—	—	—	—	—	5,055	3,071	308	453	1,267
Ceylon (*excluding* Maldives)	—	—	—	—	—	38,416	30,412	18,656	11,839	32,899
Straits Settlements	—	—	—	—	—	66,495	65,271	48,965	33,575	11,881
Hongkong	—	—	—	—	—	70,823	74,611	51,015	29,992	18,177
Union of South Africa	—	—	—	—	—	2,845	4,007	4,982	5,819	13,386
Zanzibar and Pemba	—	—	—	—	—	21,637	14,685	19,600	15,843	23,881
Kenya Colony	—	—	—	—	—	36,217	35,153	23,910	44,594	55,927
Tanganyika Territory	—	—	—	—	—	17,027	12,025	16,658	15,071	30,058
Mauritius and Dependencies	—	—	—	—	—	15,613	8,149	16,352	13,578	8,520
Other British Possessions	—	—	—	—	—	3,300	3,128	3,038	2,628	2,965
TOTAL BRITISH EMPIRE	—	—	—	—	—	4,93,721	3,50,496	2,72,840	2,62,418	3,33,670

No. 12—*continued*

ARTICLES, AND COUNTRIES OF FINAL DESTINATION; ALSO SHARE OF EACH PROVINCE	QUANTITY					VALUE				
	1932-33	1933-34	1934-35	1935-36	1936-37	1932-33	1933-34	1934-35	1935-36	1936-37
						R	R	R	R	R
Fruits and Vegetables—*concluded*										
Total of Fruits and Vegetables—continued										
Germany	—	—	—	—	—	7,842	16,280	3,040	23,542	6
Netherlands	—	—	—	—	—	29,777	4,400	980	8,000	6,40
France	—	—	—	—	—	5,932	1,340	8,325	6,592	16
Italy (*including* Fiume)	—	—	—	—	—	9,325	15	2,100	..	..
Syria	—	—	—	—	—	160	11,720	1,02,355	35,485	49,8
Maskat Territory and Trucial Oman	—	—	—	—	—	6,247	5,601	509	293	41
Iraq	—	—	—	—	—	13,315	16,021	1,480	590	1,5
Henjam Islands	—	—	—	—	—	18,700	10,995	..	..	..
Java	—	—	—	—	—	470	365	..	5,452	2,1
Japan	—	—	—	—	—	61	320	1,219	340	5,6
Egypt	—	—	—	—	—	38,796	1,00,797	52,606	64,814	2,13,1
Portuguese East Africa	—	—	—	—	—	6,454	6,112	5,629	7,469	8,6
United States of America—*Viâ* Atlantic Coast	—	—	—	—	—	2,16,564	22,250	91,604	1,05,517	7,29,4
Other Foreign Countries	—	—	—	—	—	8,855	4,767	4,424	6,159	8,4
TOTAL FOREIGN COUNTRIES	—	—	—	—	—	3,62,548	2,00,983	2,74,271	2,64,253	10,26,0
Share of Bengal	—	—	—	—	—	*4,201*	*2,921*	*1,231*	*1,246*	*5,2*
" *Bombay*	—	—	—	—	—	*4,31,519*	*3,15,965*	*2,98,089*	*3,93,347*	*12,13,0*
" *Sind*	—	—	—	—	—	*4,20,509*	*2,32,221*	*2,47,788*	*1,32,078*	*1,40,7*
" *Madras*	—	—	—	—	—	*49*	*232*	..	..	
" *Burma*	—	—	—	—	—	..	*140*	*5*	..	*5*
TOTAL	—	—	—	—	—	8,56,269	5,51,479	5,47,111	5,26,671	13,59,6
Furniture and Cabinet-Ware (III. G)—										
United Kingdom (*including* Channel Islands)	—	—	—	—	—	1,53,450	2,03,700	1,18,056	69,655	1,16,1
Aden and Dependencies	—	—	—	—	—	1,400	315	9,300	2,145	3,4
Straits Settlements	—	—	—	—	—	7,050	97	4,675	5,265	1,4
Other British Possessions	—	—	—	—	—	8,091	4,370	3,815	10,960	9,4
TOTAL BRITISH EMPIRE	—	—	—	—	—	1,69,991	2,08,482	1,35,846	88,025	1,30,9
Germany	—	—	—	—	—	2,700	6,214	13,925	7,230	1,1
Belgium	—	—	—	—	—	20	2,000	8,000	1,009	2,4
France	—	—	—	—	—	40	4,350	50	1,150	8,8
Italy (*including* Fiume)	—	—	—	—	—	1,260	2,050	15,240	..	
Switzerland	—	—	—	—	—	6,178	..	..	450	..
United States of America—										
Viâ Atlantic Coast	—	—	—	—	—	11,042	8,667	9,529	2,168	6,
" Pacific "	—	—	—	—	—	660	458	656	..	..
Other Foreign Countries	—	—	—	—	—	5,368	6,640	5,685	9,490	7,
TOTAL FOREIGN COUNTRIES	—	—	—	—	—	27,263	30,379	53,079	21,497	26,
Share of Bengal	—	—	—	—	—	*3,659*	*2,392*	*4,635*	*3,500*	*5,*
" *Bombay*	—	—	—	—	—	*47,606*	*54,490*	*36,797*	*30,026*	*44,*
" *Sind*	—	—	—	—	—	*1,33,370*	*1,74,920*	*1,40,224*	*70,434*	*1,04,*
" *Madras*	—	—	—	—	—	*9,437*	*6,200*	*6,242*	*478*	*2,*
" *Burma*	—	—	—	—	—	*3,182*	*359*	*1,027*	*5,084*	
TOTAL	—	—	—	—	—	1,97,254	2,38,861	1,88,925	1,09,522	1,57,

No. 12—*continued*

ARTICLES, AND COUNTRIES OF FINAL DESTINATION; ALSO SHARE OF EACH PROVINCE	QUANTITY					VALUE				
	1932-33	1933-34	1934-35	1935-36	1936-37	1932-33	1933-34	1934-35	1935-36	1936-37
Glass and Glassware—						R	R	R	R	R
Beads and false pearls (III. H)—	Cwts.	Cwts.	Cwts.	Cwts.	Cwts.					
TOTAL BRITISH EMPIRE	38	67	94	59	116	3,207	4,721	3,993	4,941	9,247
Portuguese East Africa	4	4	..	48	115	190	200	..	2,920	[8,252
Other foreign Countries	21	16	28	22	35	1,955	885	2,936	2,362	2,941
TOTAL FOREIGN COUNTRIES	25	20	28	70	150	2,145	1,085	2,936	5,282	11,193
Share of Bengal	..	*3*	*1*	*1*	*13*	*15*	*690*	*106*	*120*	*1,264*
" *Bombay*	*51*	*54*	*42*	*102*	*228*	*3,148*	*3,745*	*3,926*	*7,393*	*16,749*
" *Sind*	..	..	*1*	..	..	*195*	..	*486*	..	..
" *Madras*	*3*	*25*	*46*	*26*	*25*	*1,165*	*1,330*	*1,339*	*2,710*	*3,427*
" *Burma*	*2*	..	*33*	..	..	*829*	*61*	*583*	..	..
TOTAL	58	87	122	129	266	5,352	5,806	6,929	10,223	20,440
Bottles (III. H)—	Gross	Gross	Gross	Gross	Gross					
Kenya Colony	587	182	3,339	..	2,109	2,110	415	3,889	..	5,315
Other British Possessions	573	1,829	2,439	3,106	1,273	5,669	8,568	8,471	11,575	9,387
TOTAL BRITISH EMPIRE	1,160	2,011	5,778	3,106	3,382	7,779	8,983	12,810	11,575	14,702
United States of America—*Via* Atlantic Coast	119	398	638	410	351	2,337	3,070	3,335	2,067	7,557
Other Foreign Countries	1,101	1,150	2,326	3,248	1,318	9,241	4,603	4,604	7,588	3,418
TOTAL FOREIGN COUNTRIES	1,220	1,548	2,964	3,658	1,669	11,578	12,673	12,939	16,655	10,975
Share of Bengal	*6*	..	*100*	*3*	..	*55*	..	*188*	*360*	*17*
" *Bombay*	*2,177*	*2,849*	*3,456*	*6,516*	*4,713*	*15,712*	*13,188*	*21,264*	*23,940*	*18,789*
" *Sind*	*65*	*459*	*85*	*106*	*103*	*889*	*4,198*	*2,042*	*2,440*	*1,943*
" *Burma*	*142*	*251*	*101*	*139*	*236*	*2,740*	*4,270*	*1,755*	*1,490*	*4,928*
TOTAL	2,380	3,559	3,742	6,764	5,051	19,357	21,656	25,249	28,230	25,677
Sheet and plate (III. H)—	Supl. feet	Supl. feet	Supl. feet	Supl. feet	Supl. feet					
TOTAL BRITISH EMPIRE	8,630	4,005	23,124	1,530	12,710	2,911	2,054	10,120	246	4,901
Iran	10,150	1,350	400	..	1,013	9,248	860	150	..	343
Other Foreign Countries	7,020	3,398	2,656	4,300	1,948	3,815	1,703	1,496	1,319	894
TOTAL FOREIGN COUNTRIES	17,170	4,748	3,056	4,300	2,961	13,058	2,563	1,646	1,319	1,237
Share of Bombay	*24,713*	*7,224*	*25,120*	*75*	*11,531*	*15,639*	*4,129*	*11,330*	*50*	*5,623*
" *Sind*	*1,068*	*1,124*	*1,060*	*5,750*	*4,140*	*330*	*488*	*336*	*1,514*	*515*
" *Burma*	..	..	..	*5*	..	..	..	..	*1*	..
TOTAL	25,800	8,748	26,180	5,830	15,671	15,969	4,617	11,766	1,565	6,138

No. 12—*continued*

ARTICLES, AND COUNTRIES OF FINAL DESTINATION; ALSO SHARE OF EACH PROVINCE	Quantity					Value				
	1932-33	1933-34	1934-35	1935-36	1936-37	1932-33	1933-34	1934-35	1935-36	19
						R	R	R	R	
Glass and Glassware—*continued*										
Other glassware (III. H)—										
United Kingdom (*including* Channel Islands)	—	—	—	—	—	35,866	37,786	30,568	28,374	
Aden and Dependencies	—	—	—	—	—	4,403	6,171	6,473	7,701	
Bahrain Islands	—	—	—	—	—	4,043	3,926	6,637	6,157	
Ceylon (*excluding* Maldives)	—	—	—	—	—	4,735	2,993	9,323	2,843	
Anglo-Egyptian Sudan	—	—	—	—	—	640	5,495	10,243	685	
Mauritius and Dependencies	—	—	—	—	—	4,831	3,631	2,361	695	
Other British Possessions	—	—	—	—	—	15,893	10,809	11,988	13,499	
TOTAL BRITISH EMPIRE	—	—	—	—	—	70,401	75,761	77,682	59,754	
Netherlands	—	—	—	—	—	..	16,398	..	3,156	
Italy (*including* Fiume)	—	—	—	—	—	524	7,530	..	5	
Maskat Territory and Trucial Oman	—	—	—	—	—	3,825	4,306	9,625	5,388	
Other Native States in Arabia	—	—	—	—	—	14,660	7,922	12,228	12,387	
Iraq	—	—	—	—	—	3,538	6,292	6,825	2,254	
Iran	—	—	—	—	—	11,400	16,044	23,217	3,679	
Japan	—	—	—	—	—	1,926	3,411	1,452	1,857	
Portuguese East Africa	—	—	—	—	—	3,670	6,691	2,217	5,026	
Other Foreign Countries	—	—	—	—	—	6,098	4,039	4,252	4,041	
TOTAL FOREIGN COUNTRIES	—	—	—	—	—	52,166	77,633	59,816	42,793	
Share of Bengal	—	—	—	—	—	*5,276*	*30,141*	*4,194*	*5,425*	
" *Bombay*	—	—	—	—	—	*98,412*	*1,14,205*	*1,16,232*	*78,792*	
" *Sind*	—	—	—	—	—	*2,707*	*2,539*	*3,626*	*3,636*	
" *Madras*	—	—	—	—	—	*13,301*	*5,023*	*9,044*	*3,633*	
" Burma	—	—	—	—	—	*2,371*	*1,586*	*4,402*	*4,060*	
TOTAL	—	—	—	—	—	1,22,567	1,53,394	1,37,498	1,02,547	
Total of Glass and Glassware—										
United Kingdom (*including* Channel Islands)	—	—	—	—	—	36,768	37,929	34,987	28,715	
Aden and Dependencies	—	—	—	—	—	5,200	7,831	8,222	10,980	
Bahrein Islands	—	—	—	—	—	5,916	6,445	13,171	8,688	
Ceylon (*excluding* Maldives)	—	—	—	—	—	6,070	4,075	10,321	3,123	
Hongkong	—	—	—	—	—	2,990	4,270	1,813	829	
Kenya Colony	—	—	—	—	—	5,987	4,436	8,624	7,883	
Anglo-Egyptian Sudan	—	—	—	—	—	640	5,746	12,020	1,045	
Mauritius and Dependencies	—	—	—	—	—	5,081	3,851	2,751	495	
Other British Possessions	—	—	—	—	—	15,646	11,336	11,996	14,808	
TOTAL BRITISH EMPIRE	—	—	—	—	—	84,908	91,519	1,04,105	76,516	
Netherlands	—	—	—	—	—	..	16,398	..	90	
Italy (*including* Fiume)	—	—	—	—	—	524	7,530	..	5	
Maskat Territory and Trucial Oman	—	—	—	—	—	4,151	4,621	10,904	6,579	

No. 12—*continued*

ARTICLES, AND COUNTRIES OF FINAL DESTINATION; ALSO SHARE OF EACH PROVINCE	QUANTITY					VALUE				
	1932-33	1933-34	1934-35	1935-36	1936-37	1932-33	1933-34	1934-35	1935-36	1936-37
Glass and Glassware—*concluded*						R	R	R	R	R
Total of Glass and glassware—contd.										
Other Native States in Arabia	—	—	—	—	—	18,452	9,412	14,502	14,087	11,200
Iraq	—	—	—	—	—	9,718	6,640	8,078	3,894	6,797
Iran	—	—	—	—	..	21,133	17,585	24,647	10,663	2,348
Japan	—	—	—	—	—	1,986	10,791	1,650	2,539	1,736
Portuguese East Africa	—	—	—	—	—	7,999	7,848	2,472	8,606	11,412
United States of America—										
Vid Atlantic Coast	—	—	—	—	—	3,372	8,720	8,969	9,589	9,771
Other Foreign Countries	—	—	—	—	—	11,662	4,409	6,120	9,997	1,759
TOTAL FOREIGN COUNTRIES	—	—	—	—	—	78,947	93,954	77,337	66,049	49,422
Share of Bengal	—	—	—	—	—	*5,346*	*30,831*	*4,488*	*5,905*	*6,749*
,, *Bombay*	—	—	—	—	—	*1,32,911*	*1,35,067*	*1,52,892*	*1,10,181*	*1,09,363*
,, *Sind*	—	—	—	—	—	*4,082*	*7,325*	*5,532*	*9,590*	*5,469*
,, *Madras*	—	—	—	—	—	*14,966*	*6,353*	*10,373*	*11,348*	*3,991*
,, *Burma*	—	—	—	—	—	*5,940*	*5,857*	*6,740*	*5,541*	*7,704*
TOTAL	—	—	—	—	—	1,68,245	1,85,473	1,81,442	1,42,565	1,33,276
Grain, Pulse and Flour—										
Rice not in the husk (*I. C*)—	Tons	Tons	Tons	Tons	Tons					
Bahrein Islands	..	..	29	148	..	..	..	2,400	12,000	..
Other British Possessions	..	..	..	..	1	..	..	..	..	100
TOTAL BRITISH EMPIRE	..	..	29	148	1	..	..	2,400	12,000	100
TOTAL FOREIGN COUNTRIES	..	5	..	..	..	77	1,000	..	..	..
Share of Bengal	..	..	..	..	*1*	..	..	..	..	*100*
,, *Bombay*	..	*5*	*29*	*148*	..	..	*1,000*	*2,400*	*12,000*	..
,, *Sind*	..	..	..	..	..	*77*	..	..	..	..
TOTAL	..	5	29	148	1	77	1,000	2,400	12,000	100
Wheat (*I. C*)—	Tons	Tons	Tons	Tons	Tons					
	..	..	..	..	..	..	..	..	..	..
Other sorts (*I. C*)—	Tons	Tons	Tons	Tons	Tons					
Ceylon (*excluding* Maldives)	..	..	76	..	..	..	..	9,600	..	..
Other British Possessions	3	..	3	..	..	800	175	760	..	..
TOTAL BRITISH EMPIRE	3	..	79	..	..	800	175	10,360	..	..
TOTAL FOREIGN COUNTRIES	..	..	..	..	..	40	..	244	40	..

FOREIGN MERCHANDISE

No. 12—*continued*

ARTICLES, AND COUNTRIES OF FINAL DESTINATION; ALSO SHARE OF EACH PROVINCE	QUANTITY					VALUE				
	1932-33	1933-34	1934-35	1935-36	1936-37	1932-33	1933-34	1934-35	1935-36	1936-37
Grain, Pulse and Flour—*continued*						Rs	Rs	Rs	Rs	Rs
Other sorts (I. C.)—contd.	Tons	Tons	Tons	Tons	Tons					
Share of Bombay . .	*3*	..	*79*	..	..	*840*	*175*	*10,604*	*40*	..
Total of Grain, pulse and flour—	Tons	Tons	Tons	Tons	Tons					
Bahrein Islands . .	..	..	29	148	..	..	..	2,400	12,000	..
Ceylon (*excluding* Maldives)	..	..	76	..	..	..	..	9,600	..	..
Other British Possessions .	3	..	3	..	1	800	175	760	..	100
TOTAL BRITISH EMPIRE	3	..	108	148	1	800	175	12,760	12,000	100
TOTAL FOREIGN COUNTRIES .	..	5	..	..	..	117	1,000	244	40	..
Share of Bengal . . .	..	..	..	..	*1*	..	..	..	..	*160*
,, *Bombay* . . .	*3*	..	*108*	*148*	..	*840*	*1,175*	*13,004*	*12,040*	..
,, *Sind* . . .	..	*5*	..	..	..	*77*	..	..	..	..
TOTAL .	3	5	108	148	1	917	1,175	13,004	12,040	100
Gums and Resins—	Cwts.	Cwts.	Cwts.	Cwts.	Cwts.					
Arabic (II. D)—										
Hongkong . . .	166	149	..	1,206	1,801	2,140	2,420	..	25,979	40,942
Other British Possessions .	42	42	14	208	77	1,725	1,200	640	5,240	2,045
TOTAL BRITISH EMPIRE	208	191	14	1,414	1,878	3,865	3,620	640	31,219	42,987
Germany . . .	..	..	..	..	353	..	..	..	..	7,200
France	..	24	60	..	444	..	245	600	..	7,570
Other Foreign Countries .	..	2	102	..	45	..	83	2,287	2,880	1,210
TOTAL FOREIGN COUNTRIES	18	26	162	139	842	428	328	2,887	2,880	15,980
Share of Bombay . .	*226*	*217*	*176*	*1,553*	*2,720*	*4,293*	*3,948*	*3,477*	*34,059*	*58,967*
Benjamin (II. D)—	Cwts.	Cwts.	Cwts.	Cwts.	Cwts.					
Ceylon (*excluding* Maldives)	668	414	285	177	81	28,490	11,905	11,080	6,385	2,500
Union of South Africa .	78	89	113	92	82	5,003	5,350	5,992	5,124	1,571
Other British Possessions .	68	33	55	44	58	3,480	1,931	2,255	2,287	2,485
TOTAL BRITISH EMPIRE	809	536	453	313	171	31,973	19,186	19,277	13,696	6,556

No. 12—*continued*

ARTICLES, AND COUNTRIES OF FINAL DESTINATION; ALSO SHARE OF EACH PROVINCE	QUANTITY					VALUE				
	1932-33	1933-34	1934-35	1935-36	1936-37	1932-33	1933-34	1934-35	1935-36	1936-37
Gums and Resins—*continued*						R	R	R	R	R
Benjamin (II. D)—contd.	Cwts.	Cwts.	Cwts.	Cwts.	Cwts.					
Iraq	118	134	80	62	89	5,810	2,820	803	1,200	2,043
Other Foreign Countries	88	54	111	71	97	3,170	3,145	5,070	4,234	4,244
TOTAL FOREIGN COUNTRIES	206	188	141	133	186	8,980	5,965	5,873	5,434	6,287
Share of Bengal	..	..	*7*	*2*	..	..	..	*200*	*22*	..
„ *Bombay*	*1,015*	*724*	*587*	*444*	*357*	*40,953*	*25,151*	*24,950*	*19,108*	*12,843*
TOTAL	1,015	724	594	446	357	40,953	25,151	25,150	19,130	12,843
Olibanum or frankincense (II. D)—	Cwts.	Cwts.	Cwts.	Cwts.	Cwts.					
Aden and Dependencies	..	..	..	80	587	..	..	..		5,939
Ceylon (*excluding* Maldives)	81	88	133	195	247	1,990	1,685	1,595	2,630	2,845
Straits Settlements	2,041	2,060	1,667	1,640	2,281	23,387	25,610	18,861	16,580	21,195
Hongkong	2,650	1,141	3,459	3,561	2,126	38,185	22,325	49,914	42,846	21,754
Other British Possessions	479	176	214	451	577	9,942	4,099	4,110	7,347	8,210
TOTAL BRITISH EMPIRE	5,260	3,465	5,473	5,927	5,818	78,504	53,725	74,480	71,028	59,943
U. S. S. R.—Southern	..	..	355	..	..	..	..	5,420	..	..
Germany	2,768	2,799	2,734	2,592	4,089	63,183	49,136	35,225	33,418	68,535
France	2,178	2,776	3,044	5,424	2,445	56,431	41,055	39,750	74,159	52,615
Italy (*including* Fiume)	662	935	1,099	343	..	9,365	15,824	20,180	5,075	..
Roumania	..	..	1,920	1,078	120	..	..	21,205	15,115	1,095
Greece (*including* Crete)	2,087	2,989	2,192	1,598	353	32,553	34,340	23,148	15,520	5,500
Iraq	229	347	736	711	579	6,725	7,150	11,055	9,045	11,404
Java	95	239	430	478	602	1,090	2,700	4,585	4,538	5,360
Egypt	2	448	120	224	297	70	6,688	1,600	4,239	3,690
Tunis	25	232	232	115	67	1,400	2,600	2,465	6,200	2,890
United States of America—										
Vid Atlantic Coast	929	2,071	746	1,938	2,056	28,980	33,538	8,592	23,865	26,752
Other Foreign Countries	228	110	302	466	385	5,586	2,377	4,972	7,189	7,167
TOTAL FOREIGN COUNTRIES	9,198	13,541	13,910	14,962	10,993	2,00,883	1,95,403	1,78,197	1,98,849	1,85,508
Share of Bombay	*14,458*	*17,006*	*19,333*	*20,589*	*16,811*	*2,73,887*	*2,49,128*	*2,52,677*	*2,69,377*	*2,45,151*
Resin (II. D)—	Cwts.	Cwts.	Cwts.	Cwts.	Cwts.					
TOTAL BRITISH EMPIRE	75	180	178	59	143	1,290	1,692	2,172	821	1,481
TOTAL FOREIGN COUNTRIES	268	238	219	184	151	4,828	4,538	3,856	3,399	2,878
Share of Bengal	*3*	*4*	*13*	..	*70*	*80*	*100*	*80*	..	*496*
„ *Bombay*	*332*	*364*	*373*	*228*	*224*	*5,988*	*6,130*	*5,888*	*4,100*	*3,808*
„ *Sind*	*8*	..	*12*	*15*	..	*80*	..	*60*	*180*	..
TOTAL	343	368	397	243	294	6,118	6,230	6,028	4,220	4,304

No. 12—*continued*

ARTICLES, AND COUNTRIES OF FINAL DESTINATION; ALSO SHARE OF EACH PROVINCE	QUANTITY					VALUE				
	1933-34	1933-34	1934-35	1935-36	1936-37	1933-34	1933-34	1934-35	1935-36	1936-37
Gums and Resins—*continued*						R	R	R	R	R
Other sorts (II. D)—	Cwts.	Cwts.	Cwts.	Cwts.	Cwts.					
United Kingdom (*including* Channel Islands)	1,285	584	456	225	321	61,957	14,137	17,775	11,850	5,692
Ceylon (*excluding* Maldives)	143	19	47	14	24	5,685	490	1,916	911	1,261
Hongkong	1,439	1,253	946	2,062	2,422	46,513	33,202	26,795	58,797	45,519
Tanganyika Territory	479	8	..	..	2	5,580	190	..	..	20
Other British Possessions	20	134	118	117	48	538	4,235	3,782	2,511	1,417
TOTAL BRITISH EMPIRE	3,366	1,998	1,567	2,418	2,817	1,20,273	53,254	50,268	74,069	53,909
Germany	342	2,653	1,097	90	1,203	11,510	43,916	19,068	6,000	21,204
Netherlands	210	1,478	390	1,894	646	2,100	16,905	4,180	17,465	5,900
Belgium	2,826	5,511	7,359	4,613	4,811	32,191	59,180	78,388	44,300	41,927
France	522	2,142	1,181	2,596	2,378	6,290	27,622	13,195	30,352	23,045
Italy (*including* Fiume)	44	39	892	..	..	1,715	750	13,214	..	..
Japan	3,208	461	1,005	598	242	1,03,266	14,282	36,245	33,651	13,400
United States of America—										
Via Atlantic Coast	6,721	6,981	2,745	1,641	1,222	1,03,334	1,01,283	48,184	37,434	23,322
Other Foreign Countries	198	139	155	263	197	4,622	4,556	5,730	9,490	5,101
TOTAL FOREIGN COUNTRIES	14,071	19,404	14,824	11,895	10,699	2,65,028	2,72,495	2,18,204	1,78,692	1,39,899
Share of Bengal	..	*2*	..	..	*1*	..	*300*	..	..	*372*
" *Bombay*	*17,437*	*21,400*	*16,376*	*14,277*	*13,315*	*3,85,301*	*3,25,449*	*3,67,722*	*2,50,661*	*1,89,436*
" *Sind*	..	..	*15*	*36*	*200*	..	..	*750*	*2,100*	*4,000*
TOTAL	17,437	21,402	16,391	14,313	13,516	3,85,301	3,25,749	3,68,472	2,52,761	1,93,808
Total of Gums and Resins—	Cwts.	Cwts.	Cwts.	Cwts.	Cwts.					
United Kingdom (*including* Channel Islands)	1,382	584	477	227	321	64,109	14,137	18,005	12,325	5,692
Aden and Dependencies	15	102	86	109	614	195	1,862	2,237	2,525	6,434
Ceylon (*excluding* Maldives)	911	547	497	442	381	2[illegible],075	14,760	15,094	11,207	7,241
Straits Settlements	2,054	2,135	1,760	1,841	2,332	28,762	27,411	20,601	20,815	22,275
Hongkong	4,272	2,543	4,405	6,829	6,349	97,078	57,947	76,709	1,27,622	1,08,215
Union of South Africa	86	100	118	98	39	5,613	5,750	6,222	5,326	1,778
Tanganyika Territory	578	84	19	54	50	8,165	1,770	430	1,096	1,206
Other British Possessions	420	225	323	521	741	9,908	7,340	7,539	10,017	11,990
TOTAL BRITISH EMPIRE	9,718	6,320	7,685	10,131	10,827	2,30,905	1,30,477	1,46,837	1,90,838	1,64,826
U. S. S. R.—										
Southern	..	..	355	..	..	..	..	5,420	..	..
Germany	3,110	5,452	3,831	2,782	5,645	74,698	93,052	54,293	41,518	96,939
Netherlands	210	1,478	390	1,894	646	2,100	16,905	4,180	17,465	5,900
Belgium	2,847	5,511	7,519	4 923	4,891	32,491	59,180	81,788	46,000	43,277
France	2,695	4,942	4,285	8,020	5,267	62,7[illegible]1	68,022	53,545	1,04,511	89,230
Italy (*including* Fiume)	706	974	1,991	343	..	11,080	16,574	33,394	5,075	..
Roumania	..	..	1,920	1,078	120	..	..	21,205	15,115	1,095
Greece (*including* Crete)	2,087	3,000	2,192	1,598	353	32,558	34,505	23,148	15,520	5,500
Iraq	406	514	773	852	722	14,156	10,921	12,158	11,957	14,727
Java	95	240	433	479	625	1,090	2,790	4,725	4,748	6,700
Japan	3,208	461	1,005	598	242	1,03,266	14,286	36,245	33,651	13,400
Egypt	21	507	162	260	377	821	8,732	3,395	5,355	5,325
Tunis	25	282	256	115	67	1,400	2,600	3,065	3,200	2,890

No. 12—*continued*

ARTICLES, AND COUNTRIES OF FINAL DESTINATION; ALSO SHARE OF EACH PROVINCE	QUANTITY					VALUE				
	1932-33	1933-34	1934-35	1935-36	1936-37	1932-33	1933-34	1934-35	1935-36	1936-37
Gums and Resins—*concluded*						R	R	R	R	R
Total of Gums and Resins—continued	Cwts.	Cwts.	Cwts.	Cwts.	Cwts.					
United States of America—										
Vid Atlantic Coast	7,650	9,652	3,491	3,574	3,278	1,27,314	1,39,816	56,776	61,299	50,074
Other Foreign Countries	701	434	653	797	638	15,962	11,446	15,630	20,810	14,990
TOTAL FOREIGN COUNTRIES	23,761	33,397	29,256	27,318	22,871	4,79,647	4,79,729	4,08,967	3,88,754	3,50,547
Share of Bengal	*3*	*6*	*20*	*2*	*71*	*50*	*300*	*280*	*22*	*868*
" Bombay	*33,468*	*39,711*	*36,894*	*37,391*	*35,427*	*7,10,422*	*6,09,906*	*5,54,714*	*5,77,345*	*5,10,505*
" Sind	*8*	*..*	*27*	*51*	*200*	*80*	*..*	*810*	*2,220*	*4,000*
TOTAL	33,479	39,717	36,941	37,444	35,698	7,10,552	6,10,206	5,55,804	5,79,587	5,15,373
Hardware (*excluding* cutlery and electroplated ware) (II, D)—										
United Kingdom (*including* Channel Islands)	—	—	—	—	—	5,47,883	6,26,160	5,29,538	6,12,340	6,21,460
Aden and Dependencies	—	—	—	—	—	24,267	12,421	20,961	34,908	18,473
Bahrein Islands	—	—	—	—	—	76,686	25,868	21,190	22,232	31,398
Ceylon (*excluding* Maldives)	—	—	—	—	—	5,96,452	3,07,817	2,85,315	2,19,359	1,24,847
Straits Settlements	—	—	—	—	—	1,22,118	1,12,315	96,208	1,33,633	2,28,834
Federated Malay States	—	—	—	—	—	4,780	..	641	..	7,285
Hongkong	—	—	—	—	—	505	..	100	185	5,118
Zanzibar and Pemba	—	—	—	—	—	9,100	8,446	7,295	4,335	4,490
Kenya Colony	—	—	—	—	—	37,206	29,782	32,480	16,157	17,248
Tanganyika Territory	—	—	—	—	—	4,791	7,101	4,416	3,454	2,464
Seychelles	—	—	—	—	—	4,849	4,642	7,587	7,920	7,136
Commonwealth of Australia	—	—	—	—	—	4,446	3,515	3,028	6,437	3,109
Other British Possessions	—	—	—	—	—	3,570	7,063	7,359	4,546	7,825
TOTAL BRITISH EMPIRE	—	—	—	—	—	14,36,653	11,45,130	10,16,118	11,15,506	10,74,687
Norway	—	—	—	—	—	26,809	28,374	22,351	2,325	7,405
Denmark	—	—	—	—	—	5,005	3,102	12,371	2,702	4,121
Germany	—	—	—	—	—	1,74,229	83,904	68,514	87,405	1,40,359
Netherlands	—	—	—	—	—	66,167	59,830	21,549	45,480	35,201
Belgium	—	—	—	—	—	42,751	18,415	10,601	23,293	14,998
France	—	—	—	—	—	58,729	83,049	76,743	52,925	52,338
Italy (*including* Fiume)	—	—	—	—	—	14,068	8,452	5,869	2,610	5,046
Austria	—	—	—	—	—	80	6,965	50	..	..
Muskat Territory and Trucial Oman	—	—	—	—	—	8,477	12,535	21,817	8,771	6,638
Other Native States in Arabia	—	—	—	—	—	9,755	7,857	17,723	12,372	23,921
Iraq	—	—	—	—	—	36,241	64,470	37,927	25,683	26,074
Iran	—	—	—	—	—	42,759	72,488	34,006	34,062	30,269
Java	—	—	—	—	—	2,58,042	1,44,850	1,19,058	74,994	62,268
Japan	—	—	—	—	—	2,612	7,820	8,550	17,355	20,901
China (*exclusive* of Hongkong and Macão)	—	—	—	—	—	10,758	3,167	15,307	1,016	4,872
Egypt	—	—	—	—	—	2,138	1,417	5,378	2,421	3,079
Portuguese East Africa	—	—	—	—	—	11,682	7,294	5,544	6,246	12,715
United States of America—										
Vid Atlantic Coast	—	—	—	—	—	1,10,178	66,251	62,909	72,284	36,321
" Pacific "	—	—	—	—	—	..	15	5	120	..
Argentine Republic (*including* the Atlantic Coast of Patagonia)	—	—	—	—	—	..	10,000	..	400	..
Other Foreign Countries	—	—	—	—	—	10,364	5,724	9,031	8,756	5,320
TOTAL FOREIGN COUNTRIES	—	—	—	—	—	8,91,514	6,88,929	5,55,393	4,81,220	4,92,746

No. 12—*continued*

ARTICLES, AND COUNTRIES OF FINAL DESTINATION; ALSO SHARE OF EACH PROVINCE	QUANTITY					VALUE				
	1932-33	1933-34	1934-35	1935-36	1936-37	1932-33	1933-34	1934-35	1935-36	1936-37
Hardware (*excluding* cutlery and electro-plated ware) (III. D)—*continued*						R	R	R	R	R
Share of Bengal	—	—	—	—	—	*10,20,613*	*5,62,567*	*4,56,357*	*4,76,094*	*4,32,454*
" *Bombay*	—	—	—	—	—	*6,60,529*	*6,64,137*	*6,20,760*	*5,68,673*	*5,90,461*
" *Sind*	—	—	—	—	—	*1,21,487*	*1,22,379*	*90,300*	*1,21,191*	*1,15,271*
" *Madras*	—	—	—	—	—	*2,90,522*	*3,23,651*	*2,74,571*	*2,26,266*	*1,73,934*
" *Burma*	—	—	—	—	—	*2,25,016*	*1,60,825*	*1,29,123*	*2,04,502*	*2,05,739*
TOTAL	—	—	—	—	—	23,28,167	18,34,059	15,71,511	15,96,726	15,67,433
Hides and Skins, raw—	Tons	Tons	Tons	Tons	Tons					
Hides, raw (II, E)	..	..	..	..	..	..	..	..	..	..
Skins, raw (II, E)—	Tons	Tons	Tons	Tons	Tons					
United Kingdom (*including* Channel Islands)	207	257	186	246	415	26,34,727	21,93,229	56,05,021	79,67,929	2,36,84,833
Hongkong	4	3	..	1	..	5,527	8,043	808	1,582	..
Other British Possessions	..	..	..	..	..	453	30	..	..	..
TOTAL BRITISH EMPIRE	211	260	186	247	415	26,40,707	22,01,302	56,05,829	79,69,511	2,36,84,833
Germany	4	..	..	..	13	11,285	..	..	..	23,143
China (*exclusive* of Hongkong and Macao)	6	..	7	4	6	8,593	1,172	7,189	2,875	6,830
United States of America—										
Vid Atlantic Coast	4	2	..	10	25	1,07,744	5,700	..	7,97,783	14,50,451
Other Foreign Countries	1	..	..	..	..	3,250	30	..	186	..
TOTAL FOREIGN COUNTRIES	15	2	7	14	44	1,30,872	6,902	7,189	8,00,844	14,80,424
Share of Bengal	*14*	*8*	*12*	*5*	*14*	*16,972*	*10,970*	*10,324*	*4,281*	*11,534*
" *Bombay*	*141*	*100*	*94*	*147*	*321*	*23,31,876*	*15,69,518*	*46,44,634*	*80,05,715*	*2,40,41,303*
" *Sind*	*71*	*154*	*87*	*109*	*124*	*4,22,731*	*6,27,716*	*9,58,060*	*7,60,359*	*11,12,340*
" *Burma*	..	..	..	..	..	..	..	..	..	*20*
TOTAL	226	262	193	261	459	27,71,579	22,08,204	56,13,018	87,70,355	2,51,65,257
Horns, tips and pieces of horn (II. S)—	Cwts.	Cwts.	Cwts.	Cwts.	Cwts.					
TOTAL BRITISH EMPIRE	..	..	..	4	3	..	..	..	4,630	5,250
Iraq	..	..	..	..	..	..	..	10	..	..
Share of Bombay	..	..	..	*4*	*3*	..	..	*10*	*4,630*	*5,250*
Instruments, Apparatus, and Appliances, and parts thereof—										
Electrical (III. F)—										
United Kingdom (*including* Channel Islands)	—	—	—	—	—	1,96,305	94,548	1,26,818	1,55,557	1,26,052
Aden and Dependencies	—	—	—	—	—	2,110	1,309	2,791	11,167	17,698
Bahrein Islands	—	—	—	—	—	5,638	4,685	11,606	8,850	22,913
Ceylon (*excluding* Maldives)	—	—	—	—	—	17,875	10,613	26,984	26,103	17,539

No. 12—*continued*

ARTICLES, AND COUNTRIES OF FINAL DESTINATION; ALSO SHARE OF EACH PROVINCE	QUANTITY					VALUE				
	1932-33	1933-34	1934-35	1935-36	1936-37	1932-33	1933-34	1934-35	1935-36	1936-37
						R	R	R	R	R
Instruments, Apparatus, and Appliances, and parts thereof—*continued*.										
Electrical (III. F)—continued										
Straits Settlements	—	—	—	—	—	670	3,554	5,036	3,236	1,286
Hongkong	—	—	—	—	—	3,392	5,698	2,130	7,615	322
Union of South Africa	—	—	—	—	—	..	..	16,994	202	850
Zanzibar and Pemba	—	—	—	—	—	5,314	719	150	315	210
Kenya Colony	—	—	—	—	—	3,382	..	4,745	..	5,743
Commonwealth of Australia	—	—	—	—	—	10	33	3,269	369	80
Other British Possessions	—	—	—	—	—	2,397	6,110	715	6,440	2,625
TOTAL BRITISH EMPIRE	—	—	—	—	—	2 37,092	1,27,219	2,06,238	2,10,854	1,95,318
Germany	—	—	—	—	—	8,718	26,029	16,648	13,700	49,156
Netherlands	—	—	—	—	—	1,370	4,106	38,062	4,923	9,426
Belgium	—	—	—	—	—	217	28,947	25	12	1,055
Italy (*including* Fiume)	—	—	—	—	—	1,086	25,000	41,741	13,724	1,175
Muskat Territory and Trucial Oman	—	—	—	—	—	576	728	5,208	7,637	7,448
Other Native States in Arabia	—	—	—	—	—	960	920	5,057	3,145	3,135
Iraq	—	—	—	—	—	4,888	12,646	10,192	10,290	11,680
Iran	—	—	—	—	—	6,469	5,647	5,841	5,539	4,510
French Indo-China	—	—	—	—	—	9,817	..	..	..	..
Japan	—	—	—	—	—	575	..	4,896	3,748	7,212
United States of America *Vid* Atlantic Coast	—	—	—	—	—	30,820	24,195	33,791	15,600	26,155
" Pacific "	—	—	—	—	—	800	150	272	2,250	..
Other Foreign Countries	—	—	—	—	—	8,668	10,481	5,933	10,417	13,466
TOTAL FOREIGN COUNTRIES	—	—	—	—	—	75,559	1,38,849	1,67,666	90,985	1,34,418
Share of Bengal	—	—	—	—	—	*1,95,667*	*1,12,514*	*1,75,367*	*1,13,890*	*70,962*
" *Bombay*	—	—	—	—	—	*73,501*	*1,12,491*	*1,54,773*	*1,38,057*	*1,61,471*
" *Sind*	—	—	—	—	—	*17,897*	*19,131*	*11,017*	*10,707*	*46,170*
" *Madras*	—	—	—	—	—	*8,536*	*10,912*	*20,729*	*26,171*	*35,113*
" *Burma*	—	—	—	—	—	*17,051*	*11,029*	*12,018*	*16,014*	*16,021*
TOTAL	—	—	—	—	—	3,12,652	2,66,068	3,73,904	3,10,839	3,29,736
Musical (III. D)—										
Talking machines and accessories—										
United Kingdom (*including* Channel Islands)	—	—	—	—	—	31,793	30,383	57,410	11,015	9,938
Ceylon (*excluding* Maldives)	—	—	—	—	—	4,153	18,584	31,300	5,369	2,515
Straits Settlements	—	—	—	—	—	8,677	2,086	7,415	11,871	1,033
Union of South Africa	—	—	—	—	—	..	..	1,400	..	5,079
Kenya Colony	—	—	—	—	—	17,294	..	349	3,105	563
Other British Possessions	—	—	—	—	—	9,389	1,555	4,515	6,056	2,072
TOTAL BRITISH EMPIRE	—	—	—	—	—	71,256	52,608	1,02,389	38,316	21,205
TOTAL FOREIGN COUNTRIES	—	—	—	—	—	3,014	5,463	12,501	4,444	4,106
Share of Bengal	—	—	—	—	—	*2,455*	*2,257*	*19,548*	*600*	*2,698*
" *Bombay*	—	—	—	—	—	*47,769*	*10,732*	*57,918*	*19,732*	*17,890*
" *Sind*	—	—	—	—	—	*1,344*	*1,759*	*5,655*	*3,351*	*1,690*
" *Madras*	—	—	—	—	—	*12,948*	*20,734*	*27,338*	*17,805*	*2,604*
" *Burma*	—	—	—	—	—	*9,754*	*21,339*	*4,541*	*1,271*	*529*
TOTAL	—	—	—	—	—	74,270	58,071	1,14,890	42,760	25,511

FOREIGN MERCHANDISE

No. 12—*continued*

ARTICLES, AND COUNTRIES OF FINAL DESTINATION; ALSO SHARE OF EACH PROVINCE	QUANTITY					VALUE				
	1933-33	1933-34	1934-35	1935-36	1936-37	1933-33	1933-34	1934-35	1935-36	1936-37
						R	R	R	R	R
Instruments, Apparatus, and Appliances, and parts thereof—*continued*										
***Musical (III. D)*—continued**										
Other sorts—										
United Kingdom (*including* Channel Islands)	—	—	—	—	—	26,778	20,754	47,302	15,818	11,909
Ceylon (*excluding* Maldives)	—	—	—	—	—	3,552	14,963	9,229	3,535	1,855
Union of South Africa	—	—	—	—	—	7,787	5,300	4,517	4,125	7,169
Anglo-Egyptian Sudan	—	—	—	—	—	..	..	5,885	..	..
Other British Possessions	—	—	—	—	—	4,792	2,467	3,996	2,345	4,358
TOTAL BRITISH EMPIRE	—	—	—	—	—	42,909	43,484	73,429	25,823	25,291
Germany	—	—	—	—	—	1,091	20	1,091	6,346	575
Other Foreign Countries	—	—	—	—	—	12,004	5,616	2,621	9,840	2,111
TOTAL FOREIGN COUNTRIES	—	—	—	—	—	13,095	5,636	3,712	16,186	2,686
Share of Bengal	—	—	—	—	—	*11,544*	*12,616*	*23,636*	*19,155*	*3,919*
" *Bombay*	—	—	—	—	—	*27,018*	*16,353*	*46,431*	*17,030*	*14,531*
" *Sind*	—	—	—	—	—	*1,901*	*326*	*3,995*	*3,466*	*3,850*
" *Madras*	—	—	—	—	—	*4,547*	*13,396*	*3,364*	*2,156*	*1,939*
" *Burma*	—	—	—	—	—	*994*	*2,905*	*614*	*302*	*3,747*
TOTAL	—	—	—	—	—	56,004	49,120	77,141	42,009	27,977
***Optical (III. D)*—**										
Ceylon (*excluding* Maldives)	—	—	—	—	—	..	..	15,211	..	..
Other British Possessions	—	—	—	—	—	3,204	2,072	1,985	2,611	1,438
TOTAL BRITISH EMPIRE	—	—	—	—	—	3,204	2,072	17,196	2,611	1,438
TOTAL FOREIGN COUNTRIES	—	—	—	—	—	4,392	3,622	6,753	4,667	3,413
Share of Bengal	—	—	—	—	—	*2,026*	..	*1,265*	*674*	*662*
" *Bombay*	—	—	—	—	—	*4,137*	*4,944*	*7,023*	*5,117*	*3,109*
" *Sind*	—	—	—	—	—	..	..	*440*	*1,210*	*1,050*
" *Madras*	—	—	—	—	—	*1,434*	*760*	*15,211*	..	..
" *Burma*	—	—	—	—	—	..	..	..	*277*	..
TOTAL	—	—	—	—	—	7,596	5,694	23,949	7,278	4,851
***Photographic (III. D)*—**										
United Kingdom (*including* Channel Islands)	—	—	—	—	—	48,948	53,687	69,114	87,297	1,29,804
Ceylon (*excluding* Maldives)	—	—	—	—	—	1,64,822	1,47,189	1,25,150	60,989	65,868
Straits Settlements	—	—	—	—	—	1,04,545	80,784	1,69,774	85,488	2,34,808
Hongkong	—	—	—	—	—	4,058	10,901	8,587	56,899	69,958
Zanzibar and Pemba	—	—	—	—	—	13,768	27,702	..	..	..
Kenya Colony	—	—	—	—	—	8,075	7,145	1,150	2,000	3,040
British West India Islands (*excluding* Bahamas)	—	—	—	—	—	..	..	..	..	7,600
Other British Possessions	—	—	—	—	—	895	817	9,195	3,814	2,761
TOTAL BRITISH EMPIRE	—	—	—	—	—	3,44,607	3,28,175	3,77,020	2,96,882	5,13,889

No. 12—*continued*

ARTICLES, AND COUNTRIES OF FINAL DESTINATION; ALSO SHARE OF EACH PROVINCE	QUANTITY					VALUE				
	1932-33	1933-34	1934-35	1935-36	1936-37	1932-33	1933-34	1934-35	1935-36	1936-37
						R	R	R	R	R
Instruments, Apparatus, and Appliances, and parts thereof—*continued*										
***Photographic* (*III.D*)—contd.**										
Sweden	—	—	—	—	—	1,125	2,500	..	5,000	..
Germany	—	—	—	—	—	14,865	32,154	13,350	10,370	29,883
France	—	—	—	—	—	7,346	6,535	1,500	5,300	13,520
Japan	—	—	—	—	—	500	250	400	23,245	18,173
China (*exclusive* of Hongkong and Macao)	—	—	—	—	—	800	637	..	7,775	14,513
Portuguese East Africa	—	—	—	—	—	6,738	270	—	600	..
United States of America—										
Vid Atlantic Coast	—	—	—	—	—	53,360	83,481	75,310	39,315	27,623
„ Pacific „	—	—	—	—	—	2,496	133	..	..	..
Other Foreign Countries	—	—	—	—	—	3,990	4,888	14,648	11,601	9,919
TOTAL FOREIGN COUNTRIES	—	—	—	—	—	91,220	1,30,843	1,05,208	1,03,206	1,13,631
Share of Bengal	—	—	—	—	—	*23,857*	*65,673*	*1,31,634*	*31,775*	*48,573*
„ *Bombay*	—	—	—	—	—	*1,62,745*	*1,80,816*	*1,96,020*	*3,00,909*	*5,81,508*
„ *Sind*	—	—	—	—	—	*4,275*	*14,344*	*4,341*	*34,140*	*34,570*
„ *Madras*	—	—	—	—	—	*1,67,001*	*1,47,308*	*1,19,061*	*32,155*	*20,591*
„ *Burma*	—	—	—	—	—	*77,939*	*50,979*	*33,062*	*609*	*1,778*
TOTAL	—	—	—	—	—	4,35,827	4,59,018	4,83,128	3,99,588	6,27,020
***Other kinds* (*III. 1*)—**										
United Kingdom (*including* Channel Islands)	—	—	—	—	—	77,954	1,15,413	74,849	85,617	91,410
Malta and Gozo	—	—	—	—	—	4,459	..	10,180	..	..
Ceylon (*excluding* Maldives)	—	—	—	—	—	34,422	11,377	29,069	9,011	11,758
Straits Settlements	—	—	—	—	—	17,187	7,195	6,940	40,463	16,610
Commonwealth of Australia	—	—	—	—	—	4,234	..	870	..	..
Other British Possessions	—	—	—	—	—	4,593	7,462	4,154	6,444	7,043
TOTAL BRITISH EMPIRE	—	—	—	—	—	1,42,849	1,41,447	1,25,762	1,41,535	1,26,821
Sweden	—	—	—	—	—	7,810	10,300	4,400	14,350	1,600
Germany	—	—	—	—	—	37,805	11,638	19,883	16,981	21,950
Belgium	—	—	—	—	—	5,199	1,010	1,000	100	1,300
Netherlands	—	—	—	—	—	..	..	1,(23	..	31,414
Iraq	—	—	—	—	—	871	7,348	1,718	1,963	886
Iran	—	—	—	—	—	3,856	..	1,294	..	5,785
Java	—	—	—	—	—	10,000	..	..	..	..
Siam	—	—	—	—	—	..	..	..	..	14,215
Egypt	—	—	—	—	—	551	..	260	..	6,287
United States of America—										
Vid Atlantic Coast	—	—	—	—	—	63,528	34,131	43,734	17,435	9,051
„ Pacific „	—	—	—	—	—	..	..	..	..	1,213
Other Foreign Countries	—	—	—	—	—	7,786	8,426	13,492	19,021	10,720
TOTAL FOREIGN COUNTRIES	—	—	—	—	—	1,37,706	73,353	91,799	69,850	1,04,421
Share of Bengal	—	—	—	—	—	*86,437*	*1,13,567*	*78,785*	*73,795*	*85,772*
„ *Bombay*	—	—	—	—	—	*59,847*	*68,586*	*1,04,025*	*58,910*	*65,836*
„ *Sind*	—	—	—	—	—	*40,246*	*12,339*	*6,044*	*24,926*	*50,762*
„ *Madras*	—	—	—	—	—	*32,688*	*7,649*	*17,701*	*9,813*	*7,331*
„ *Burma*	—	—	—	—	—	*31,337*	*13,639*	*17,006*	*43,941*	*22,141*
TOTAL	—	—	—	—	—	2,80,555	2,14,800	2,17,561	2,11,385	2,31,242

No. 12—*continued*

ARTICLES, AND COUNTRIES OF FINAL DESTINATION; ALSO SHARE OF EACH PROVINCE	QUANTITY					VALUE				
	1932-33	1933-34	1934-35	1935-36	1936-37	1932-33	1933-34	1934-35	1935-36	1936-37
Instruments, Apparatus, and Appliances, and parts thereof—*concluded*						R	R	R	R	R
Total of *Instruments, Apparatus, and Appliances, and parts thereof*—										
United Kingdom (*including* Channel Islands)	—	—	—	—	—	3,84,764	3,15,547	3,76,183	3,56,240	3,69,816
Malta and Gozo	—	—	—	—	—	4,459	..	10,180	..	..
Aden and Dependencies	—	—	—	—	—	2,380	3,289	5,116	15,582	20,139
Bahrein Islands	—	—	—	—	—	7,003	7,186	12,802	10,109	27,281
Ceylon (*excluding* Maldives)	—	—	—	—	—	2,24,324	2,02,726	2,36,948	1,04,957	99,530
Straits Settlements	—	—	—	—	—	1,21,297	98,744	1,01,001	1,41,258	2,54,515
Hongkong	—	—	—	—	—	8,865	17,099	5,667	64,836	78,312
Union of South Africa	—	—	—	—	—	10,588	8,920	23,336	9,242	13,196
Zanzibar and Pemba	—	—	—	—	—	21,000	28,991	350	1,035	1,042
Kenya Colony	—	—	—	—	—	21,951	13,980	5,054	9,185	10,301
Anglo-Egyptian Sudan	—	—	—	—	—	..	290	8,710	696	4,480
British West India Islands (*excluding* Bahamas)	—	—	—	—	—	192	..	..	..	7,000
Commonwealth of Australia	—	—	—	—	—	6,109	33	11,402	1,830	80
Other British Possessions	—	—	—	—	—	8,989	3,200	18,100	9,261	5,180
TOTAL BRITISH EMPIRE	—	—	—	—	—	8,41,918	6,96,005	9,02,934	7,24,521	8,83,482
Sweden	—	—	—	—	—	11,635	12,800	4,400	19,350	2,950
Germany	—	—	—	—	—	66,486	70,216	54,297	42,194	1,03,394
Netherlands	—	—	—	—	—	1,370	7,306	39,505	8,964	41,079
Belgium	—	—	—	—	—	6,036	30,082	6,067	3,548	6,964
France	—	—	—	—	—	11,941	8,340	4,725	6,710	14,306
Italy (*including* Fiume)	—	—	—	—	—	3,816	27,485	48,720	20,434	5,360
Muskat Territory and Trucial Oman	—	—	—	—	—	4,279	1,545	8,979	9,411	11,112
Other Native States in Arabia	—	—	—	—	—	2,089	920	5,942	3,495	3,500
Iraq	—	—	—	—	—	6,559	22,962	12,588	12,695	13,387
Iran	—	—	—	—	—	10,963	9,626	10,171	9,787	10,770
Java	—	—	—	—	—	14,174	300	2,940	1,370	1,849
Siam	—	—	—	—	—	80	920	5,690	760	14,793
French Indo-China	—	—	—	—	—	9,817	..	..	..	..
Japan	—	—	—	—	—	3,955	6,662	13,303	33,655	32,224
China (*exclusive* of Hongkong and Macao)	—	—	—	—	—	1,549	4,817	1,057	9,360	14,964
Egypt	—	—	—	—	—	2,944	3,502	444	6,574	8,613
Portuguese East Africa	—	—	—	—	—	11,260	1,675	1,530	2,685	1,034
United States of America—*Vid* Atlantic Coast	—	—	—	—	—	1,51,285	1,45,352	1,58,841	74,928	64,025
„ Pacific „	—	—	—	—	—	3,296	283	272	2,270	1,213
Other Foreign Countries	—	—	—	—	—	1,472	3,023	6,188	15,180	11,098
TOTAL FOREIGN COUNTRIES	—	—	—	—	—	3,24,986	3,57,766	3,87,639	2,89,338	3,62,675
Share of Bengal	—	—	—	—	—	*3,21,995*	*3,06,427*	*4,24,235*	*2,39,339*	*2,18,477*
„ *Bombay*	—	—	—	—	—	*4,15,017*	*3,96,952*	*5,66,201*	*5,39,755*	*7,31,746*
„ *Sind*	—	—	—	—	—	*65,663*	*43,193*	*30,602*	*33,300*	*1,35,123*
„ *Madras*	—	—	—	—	—	*2,27,144*	*2,00,797*	*2,03,394*	*33,101*	*67,577*
„ *Burma*	—	—	—	—	—	*1,37,085*	*1,00,402*	*66,241*	*62,314*	*44,218*
TOTAL	—	—	—	—	—	11,66,904	10,52,771	12,90,573	10,13,859	12,46,137
Ivory—										
Unmanufactured (II. 8)—	Lbs.	Lbs.	Lbs.	Lbs.	Lbs.					
United Kingdom (*including* Channel Islands)	3,951	2,362	3,843	6,980	4,608	17,755	8,814	15,166	30,370	18,049
Hongkong	5,231	5,205	5,884	2,482	3,380	31,440	21,583	24,711	9,695	5,805
Other British Possessions	472	..	91	..	..	2,450	..	550	..	..
TOTAL BRITISH EMPIRE	9,654	7,567	9,818	9,462	7,988	51,645	30,397	40,427	40,065	23,855
Japan	253	..	153	..	1,487	1,135	..	400	..	5,890
Other Foreign Countries	56	..	..	..	..	300	..	..	..	..
TOTAL FOREIGN COUNTRIES	309	..	153	..	1,487	1,435	..	400	..	5,890
Share of Bombay	*9,963*	*7,567*	*9,971*	*9,462*	*9,470*	*53,080*	*30,397*	*40,827*	*40,065*	*29,745*

No. 12—*continued*

ARTICLES, AND COUNTRIES OF FINAL DESTINATION; ALSO SHARE OF EACH PROVINCE	QUANTITY					VALUE				
	1932-33	1933-34	1934-35	1935-36	1936-37	1932-33	1933-34	1934-35	1935-36	1936-37
						R	R	R	R	R
Ivory—continued										
Manufactured (III. U)—										
TOTAL BRITISH EMPIRE	—	—	—	—	—	220	5,000	278	..	272
TOTAL FOREIGN COUNTRIES	—	—	—	—	—	..	35	4,395	15	..
Share of Bengal . .	—	—	—	—	—	..	..	*4,673*	..	*39*
" *Bombay* . .	—	—	—	—	—	*220*	*5,035*	..	*15*	*242*
TOTAL .	—	—	—	—	—	220	5,035	4,673	15	272
Total of Ivory . .	—	—	—	—	—	53,300	35,432	45,500	40,080	30,017
Jewellery (*excluding* imitation jewellery and precious stones and pearls, unset), also plate of gold and silver—										
Jewellery (III. U)—										
United Kingdom (*including* Channel Islands) . .	—	—	—	—	—	2,986	10,222	15,801	84,168	7,594
Other British Possessions .	—	—	—	—	—	3,500	..	1,164	1,613	3,450
TOTAL BRITISH EMPIRE	—	—	—	—	—	6,486	10,222	16,465	85,781	11,044
TOTAL FOREIGN COUNTRIES	—	—	—	—	—	236	6,595	2,000	750	879
Share of Bengal . .	—	—	—	—	—	*3,756*	*1,270*	*351*	*2,305*	*4,320*
" *Bombay* . .	—	—	—	—	—	*2,136*	*7,400*	*13,933*	*82,103*	*4,453*
" *Sind* . .	—	—	—	—	—	..	*2,395*	*2,000*	*65*	*70*
" *Madras* . .	—	—	—	—	—	*300*	*337*	*1,605*	..	..
" *Burma* . .	—	—	—	—	—	..	*365*	*75*	*2,053*	*3,075*
TOTAL .	—	—	—	—	—	6,722	16,817	18,465	86,531	11,923
Plate of gold and silver (III. U)—										
United Kingdom (*including* Channel Islands) . .	—	—	—	—	—	1,74,080	1,24,750	1,42,412	1,08,226	1,04,915
Ceylon (*excluding* Maldives)	—	—	—	—	—	3,000	1,660	1,550	250	6,185
Other British Possessions .	—	—	—	—	—	8,148	5,599	4,640	6,985	4,185
TOTAL BRITISH EMPIRE	—	—	—	—	—	1,86,078	1,32,015	1,48,602	1,15,461	1,15,285

FOREIGN MERCHANDISE

No. 12—*continued*

ARTICLES, AND COUNTRIES OF FINAL DESTINATION; ALSO SHARE OF EACH PROVINCE	QUANTITY					VALUE				
	1932-33	1933-34	1934-35	1935-36	1936-37	1932-33	1933-34	1934-35	1935-36	1936-37
						R	R	R	R	R
***Jewellery** (excluding imitation jewellery and precious stones and pearls, unset), also plate of gold and silver—continued*										
***Plate of gold and silver** (III. U)—continued*										
Germany	—	—	—	—	—	..	5,000	..	150	25
Maskat Territory and Trucial Oman	—	—	—	—	—	..	8,000	..	..	2,000
Iraq	—	—	—	—	—	2,500	..	..	..	50,000
Other Foreign Countries	—	—	—	—	—	6,776	1,223	10,279	6,309	5,357
TOTAL FOREIGN COUNTRIES	—	—	—	—	—	9,276	14,223	10,279	6,459	57,382
Share of Bengal	—	—	—	—	—	*10,617*	*16,955*	*13,496*	*16,232*	*16,216*
„ *Bombay*	—	—	—	—	—	*1,12,627*	*97,229*	*1,17,034*	*61,407*	*1,46,699*
„ *Sind*	—	—	—	—	—	*17,834*	*22,970*	*9,176*	*6,273*	*5,589*
„ *Madras*	—	—	—	—	—	*20,664*	*1,650*	*3,333*	*653*	*781*
„ *Burma*	—	—	—	—	—	*33,412*	*7,443*	*16,342*	*17,550*	*3,394*
TOTAL	—	—	—	—	—	1,95,354	1,46,238	1,58,881	1,21,920	1,72,667
Total of Jewellery, also plate of gold and silver	—	—	—	—	—	2,02,076	1,63,055	1,77,346	2,08,451	1,84,590
Leather—										
***Hides, tanned or dressed** (III. I)—*	Tons	Tons	Tons	Tons	Tons					
TOTAL BRITISH EMPIRE	..	..	..	26	..	80	..	..	51,540	1,500
Share of Bengal	..	..	..	..	..	*80*	..	..	..	*1,500*
„ *Bombay*	..	..	..	*26*	..	..	..	..	*51,540*	..
TOTAL	..	..	..	26	..	80	..	..	51,540	1,500
***Skins, tanned or dressed** (III. I)—*	Tons	Tons	Tons	Tons	Tons					
United Kingdom (*including* Channel Islands)	..	..	2	..	2	..	4,000	847	..	8,700
Other British Possessions	..	..	..	..	..	700	..	400	150	..
TOTAL BRITISH EMPIRE	..	..	2	..	2	700	4,000	1,247	150	8,700
TOTAL FOREIGN COUNTRIES	..	..	..	..	..	2,570	6,470	2,295	2,075	6,460
Share of Bombay	..	..	..	..	*1*	*2,270*	*10,470*	*2,742*	*2,225*	*14,460*
„ *Sind*	..	..	*2*	..	*1*	..	..	*800*	..	*700*
TOTAL	..	..	2	..	2	2,270	10,470	3,542	2,225	15,160

No. 12—*continued*

ARTICLES, AND COUNTRIES OF FINAL DESTINATION; ALSO SHARE OF EACH PROVINCE	QUANTITY					VALUE				
	1932-33	1933-34	1934-35	1935-36	1936-37	1932-33	1933-34	1934-35	1935-36	1936-37
						R	R	R	R	R
Leather—*continued*										
Unwrought (III. 1)—	Cwts.	Cwts.	Cwts.	Cwts.	Cwts.					
Kenya Colony	33	51	15	..	..	3,630	4,850	1,800	..	..
Other British Possessions	23	22	6	6	7	3,427	1,694	1,150	1,450	3,908
TOTAL BRITISH EMPIRE	56	73	21	6	7	7,057	6,544	2,450	1,450	3,908
TOTAL FOREIGN COUNTRIES	47	150	12	1	..	5,980	10,242	3,890	300	130
Share of Bengal	*10*	*73*	*5*	..	*3*	*502*	*5,152*	*800*	..	*1,263*
,, *Bombay*	*82*	*141*	*25*	*6*	*4*	*10,635*	*10,075*	*4,340*	*1,500*	*2,775*
,, *Sind*	*11*	*18*	*3*	*1*	..	*1,900*	*1,559*	*700*	*250*	..
TOTAL	103	232	33	7	7	13,037	16,786	5,840	1,750	4,038
***Manufactures* (excluding boots and shoes) (III. 1)**—										
United Kingdom (*including* Channel Islands)	—	—	—	—	—	18,825	36,858	35,889	8,024	6,658
Ceylon (*excluding* Maldives)	—	—	—	—	—	2,060	3,468	3,612	2,498	425
Hongkong	—	—	—	—	—	..	3,760	..	..	..
Kenya Colony	—	—	—	—	—	2,950	..	5,258	5,950	5,510
Other British Possessions	—	—	—	—	—	3,376	2,177	3,701	3,608	4,635
TOTAL BRITISH EMPIRE	—	—	—	—	—	27,241	46,273	48,490	20,675	17,228
Iraq	—	—	—	—	—	..	..	1,294	488	5,080
China (*exclusive of* Hongkong and Macao)	—	—	—	—	—	5,555	..	500	..	..
Other Foreign Countries	—	—	—	—	—	7,457	3,558	9,386	8,052	4,927
TOTAL FOREIGN COUNTRIES	—	—	—	—	—	13,012	3,558	11,180	9,385	10,007
Share of Bengal	—	—	—	—	—	*1,699*	*4,458*	*825*	*7,099*	*1,267*
,, *Bombay*	—	—	—	—	—	*34,169*	*44,028*	*57,468*	*21,836*	*19,811*
,, *Sind*	—	—	—	—	—	*300*	*938*	*900*	*425*	*5,200*
,, *Madras*	—	—	—	—	—	*2,617*	..	..	..	..
,, *Burma*	—	—	—	—	—	*1,468*	*412*	*477*	*700*	*957*
TOTAL	—	—	—	—	—	40,253	49,836	59,670	30,060	27,235
Total of Leather	—	—	—	—	—	56,540	77,092	69,052	35,575	47,933
Liquors—										
Ale, beer, and porter (I. D)—	Gals.	Gals.	Gals.	Gals.	Gals.					
United Kingdom (*including* Channel Islands)	5,463	3,873	3,219	681	12,602	16,608	9,425	8,858	3,268	12,713
Other British Possessions	340	348	469	927	181	1,196	1,163	2,085	2,832	809
TOTAL BRITISH EMPIRE	5,803	4,221	3,688	1,608	3,083	17,804	10,588	10,943	6,100	13,522

No, 12—*continued*

ARTICLES, AND COUNTRIES OF FINAL DESTINATION; ALSO SHARE OF EACH PROVINCE	QUANTITY					VALUE				
	1932-33	1933-34	1934-35	1935-36	1936-37	1932-33	1933-34	1934-35	1935-36	1936-37
						R	R		R	R
Liquors—continued										
Ale, beer, and porter (I. D)—continued	Gals.	Gals.	Gals.	Gals.	Gals.					
TOTAL FOREIGN COUNTRIES	1,935	1,301	322	2,490	685	6,696	3,931	1,527	8,345	2,599
Share of Bengal	*221*	*13*	*294*	*126*	*13*	*1,045*	*80*	*1,131*	*598*	*62*
" *Bombay*	*4,535*	*2,356*	*431*	*2,655*	*1,228*	*15,162*	*6,548*	*1,735*	*8,574*	*5,932*
" *Sind*	*2,959*	*3,135*	*2,969*	*1,138*	*282*	*8,211*	*7,844*	*3,529*	*4,751*	*1,306*
" *Madras*	*2*	*8*	*296*	*111*	*36*	*10*	*20*	*935*	*235*	*93*
" *Burma*	*21*	*5*	*20*	*68*	*2,209*	*72*	*87*	*90*	*287*	*8,723*
TOTAL	7,738	5,522	4,010	4,098	3,768	24,500	14,519	12,470	14,445	16,121
Cider and other fermented liquors (I. D)—	Gals.	Gals.	Gals.	Gals.	Gals.					
TOTAL BRITISH EMPIRE	28	5	16	8	12	190	42	108	89	102
TOTAL FOREIGN COUNTRIES	20	6	14	8	14	142	40	71	59	106
Share of Bombay	*38*	*1*	*28*	*10*	*14*	*252*	*6*	*162*	*94*	*106*
" *Sind*	*10*	*10*	*2*	*6*	*12*	*80*	*76*	*17*	*54*	*102*
TOTAL	48	11	30	16	26	332	82	179	148	208
Spirit—										
Brandy (I. D)—	Gals.	Gals.	Gals.	Gals.	Gals.					
United Kingdom (*including* Channel Islands)	654	8	61	..	153	10,575	790	1,770	..	6,492
Ceylon (*excluding* Maldives)	..	196	302	..	..	..	6,031	9,912	..	..
Straits Settlements	1,172	290	..	..	..	22,374	6,300	..	..	..
Other British Possessions	6	20	17	76	8	144	594	300	4,290	398
TOTAL BRITISH EMPIRE	1,832	514	380	76	161	33,093	13,715	11,982	4,290	6,890
France	..	..	..	199	..	..	..	..	10,528	..
Maskat Territory and Trucial Oman	186	226	203	71	108	2,466	7,637	9,190	3,066	4,693
Japan	..	462	..	..	..	..	3,615	..	7	..
China (*exclusive* of Hongkong and Macao)	610	..	..	..	..	13,013	..	..	..	..
Other Foreign Countries	361	26	92	8	41	2,005	1,538	2,802	317	2,207
TOTAL FOREIGN COUNTRIES	1,157	714	295	278	149	17,484	17,790	11,992	13,918	6,900
Share of Bengal	*2,706*	*775*	*63*	*57*	..	*44,607*	*15,048*	*900*	*328*	..
" *Bombay*	*39*	*235*	*395*	*79*	*39*	*1,529*	*8,807*	*13,044*	*4,380*	*2,112*
" *Sind*	*189*	*218*	*217*	*213*	*271*	*2,598*	*7,659*	*10,030*	*13,993*	*11,678*
" *Burma*	*55*	..	..	..	..	*1,843*	..	..	*7*	..
TOTAL	2,989	1,228	675	354	310	50,577	31,505	23,974	18,208	13,790
Whisky (I. D.)—	Gals.	Gals.	Gals.	Gals.	Gals.					
United Kingdom (*including* Channel Islands)	301	97	585	190	620	11,867	3,311	10,965	4,427	25,727
Straits Settlements	2,497	1,251	300	..	41	42,231	20,265	7,069	..	765
Other British Possessions	106	94	22	62	15	1,699	1,587	760	1,602	691
TOTAL BRITISH EMPIRE	2,904	1,442	907	252	676	55,797	25,163	18,794	6,029	27,183

No. 12—*continued*

ARTICLES, AND COUNTRIES OF FINAL DESTINATION; ALSO SHARE OF EACH PROVINCE	QUANTITY					VALUE				
	1932-33	1933-34	1934-35	1935-36	1936-37	1932-33	1933-34	1934-35	1935-36	1936-37
						R	R	R	R	R
Liquors—*continued*										
Spirits—continued										
Whisky (I. D.)—*continued*	Gals.	Gals.	Gals.	Gals.	Gals.					
Maskat Territory and Trucial Oman	197	168	81	105	101	3,878	4,720	3,466	5,458	4,427
Iran	158	168	155	95	46	2,861	4,841	6,882	3,817	2,024
Japan	..	633	180	..	..	..	13,488	2,486	24	..
China (*exclusive* of Hongkong and Macáo)	2,933	..	..	..	..	42,688	..	..	..	..
Other Foreign Countries	429	186	9	64	25	2,087	3,124	454	1,720	1,284
TOTAL FOREIGN COUNTRIES	3,717	1,155	425	264	172	51,464	26,173	12,788	10,514	7,735
Share of Bengal	*5,768*	*1,938*	*1,069*	..	*70*	*35,633*	*24,918*	*20,360*	..	*1,307*
„ *Bombay*	*367*	*341*	*59*	*261*	*36*	*10,097*	*6,810*	*1,913*	*7,279*	*1,348*
„ *Sind*	*334*	*306*	*216*	*169*	*631*	*8,798*	*9,034*	*10,009*	*8,279*	*30,668*
„ *Madras*	..	..	..	*55*	*119*	..	..	..	*160*	*1,398*
„ *Burma*	*102*	*12*	..	*41*	*2*	*4,683*	*574*	..	*725*	*197*
TOTAL	6,621	2,597	1,333	516	848	1,07,261	51,336	31,582	16,543	34,918
Other sorts (I. D)—	Gals.	Gals.	Gals.	Gals.	Gals.					
United Kingdom (*including* Channel Islands)	647	3,152	288	29	334	8,841	4,018	3,033	540	11,968
Ceylon (*excluding* Maldives)	16,630	1,991	6,949	54	27	14,135	3,179	5,432	1,801	1,396
Other British Possessions	968	1,888	1,159	464	544	2,980	3,985	3,512	4,571	1,988
TOTAL BRITISH EMPIRE	18,245	7,031	8,395	547	905	25,456	11,177	11,977	6,412	15,352
United States of America—*Vid* Atlantic Coast	..	7,466	3,468	..	..	..	5,959	2,447	..	..
Other Foreign Countries	642	12,058	1,551	1,751	1,227	4,269	8,230	8,621	8,502	6,056
TOTAL FOREIGN COUNTRIES	642	19,524	5,014	1,751	1,227	4,269	14,189	11,068	8,502	6,056
Share of Bengal	*17,078*	*25,388*	*12,023*	*89*	*138*	*18,035*	*15,475*	*9,478*	*886*	*1,523*
„ *Bombay*	*646*	*904*	*1,079*	*1,858*	*1,241*	*7,636*	*7,935*	*3,085*	*11,036*	*10,071*
„ *Sind*	*225*	*263*	*304*	*401*	*724*	*1,678*	*2,606*	*4,482*	*2,985*	*9,266*
„ *Madras*	*324*	..	..	..	*21*	*1,783*	..	..	..	*243*
„ *Burma*	*14*	..	..	..	*8*	*593*	..	..	*7*	*300*
TOTAL	18,887	26,555	13,399	2,298	2,132	29,725	25,866	23,045	14,914	21,408
Total of Spirit—	Gals.	Gals.	Gals.	Gals.	Gals.					
United Kingdom (*including* Channel Islands)	1,602	3,257	929	219	1,107	30,783	8,114	15,768	4,967	44,187
Ceylon (*excluding* Maldives)	16,638	2,191	7,251	104	27	14,207	9,310	15,344	2,446	1,396
Straits Settlements	3,569	1,561	300	50	47	64,605	26,626	7,069	1,786	929
Other British Possessions	1,077	1,978	1,192	502	561	4,751	6,005	4,572	7,532	2,913
TOTAL BRITISH EMPIRE	22,981	8,987	9,672	875	1,742	1,14,346	50,055	42,753	16,731	49,425
France	..	94	556	220	5	..	1,645	417	11,938	670
Maskat Territory and Trucial Oman	550	513	471	422	516	7,372	13,531	13,924	9,848	10,334
Iran	206	214	246	135	130	3,608	5,932	9,939	4,376	5,148
Japan	..	1,095	180	26	..	..	22,103	3,486	188	
China (*exclusive* of Hongkong and Macáo)	3,543	..	..	..	..	55,651	..	..	..	..
United States of America—*Vid* Atlantic Coast	7	7,513	3,468	..	..	303	6,749	2,447	..	..
„ Pacific „		..	1	..	..	..	..	24	..	..
Other Foreign Countries	1,210	11,964	817	1,490	897	6,283	8,192	6,611	6,584	4,539
TOTAL FOREIGN COUNTRIES	5,516	21,393	5,734	2,293	1,548	73,217	58,152	35,848	32,934	20,691

No. 12—*continued*

ARTICLES, AND COUNTRIES OF FINAL DESTINATION; ALSO SHARE OF EACH PROVINCE	QUANTITY					VALUE				
	1932-33	1933-34	1934-35	1935-36	1936-37	1932-33	1933-34	1934-35	1935-36	1936-37
						R	R	R	R	R
Liquors—*continued*										
Spirit—concluded										
Total of Spirit—continued	Gals.	Gals.	Gals.	Gals.	Gals.					
Share of Bengal	*26,152*	*28,101*	*13,145*	*93*	*208*	*1,48,325*	*65,441*	*30,738*	*1,714*	*2,835*
" *Bombay*	*1,652*	*1,480*	*1,526*	*2,188*	*1,316*	*19,262*	*22,902*	*23,342*	*22,695*	*13,531*
" *Sind*	*798*	*787*	*735*	*788*	*1,616*	*11,069*	*19,290*	*24,521*	*24,357*	*51,612*
" *Madras*	*324*	..	..	*55*	*140*	*1,733*	..	..	*169*	*1,641*
" *Burma*	*171*	*12*	..	*41*	*10*	*7,124*	*574*	..	*739*	*497*
TOTAL	28,497	30,380	15,406	3,168	3,290	1,87,563	1,08,207	78,601	49,665	70,116
Wines—										
Champagne and other sparkling wines (I. D)—	Gals.	Gals.	Gals.	Gals.	Gals.					
TOTAL BRITISH EMPIRE	77	32	13	24	38	3,183	984	471	1,168	1,838
TOTAL FOREIGN COUNTRIES	29	19	36	4	26	857	439	2,006	140	1,138
Share of Bombay	*94*	*32*	*13*	*16*	*30*	*3,719*	*986*	*458*	*538*	*1,279*
" *Sind*	*12*	*4*	*36*	*12*	*34*	*321*	*123*	*2,019*	*770*	*1,697*
" *Madras*	..	*15*	..	..	..	..	*314*	..	..	..
TOTAL	106	51	49	28	64	4,040	1,423	2,477	1,308	2,076
Port and other still red wines (I. D)—	Gals.	Gals.	Gals.	Gals.	Gals.					
TOTAL BRITISH EMPIRE	64	21	32	6	76	1,233	496	509	117	1,697
TOTAL FOREIGN COUNTRIES	57	19	31	16	8	1,015	365	730	324	171
Share of Bombay	*80*	*37*	*51*	*14*	*82*	*1,603*	*602*	*864*	*266*	*1,836*
" *Sind*	*41*	*13*	*12*	*8*	*2*	*640*	*259*	*375*	*175*	*32*
TOTAL	121	40	63	22	84	2,248	861	1,239	441	1,868
Sherry and other still white wines (I. D)—	Gals.	Gals.	Gals.	Gals.	Gals.					
TOTAL BRITISH EMPIRE	65	106	138	83	218	1,282	2,314	2,754	2,070	5,552
TOTAL FOREIGN COUNTRIES	51	53	54	82	38	927	1,127	1,407	2,040	833
Share of Bengal	..	..	*48*	..	..	..	..	*1,056*	..	..
" *Bombay*	*70*	*118*	*103*	*35*	*138*	*1,436*	*2,467*	*1,859*	*1,644*	*2,957*
" *Sind*	*36*	*41*	*37*	*80*	*118*	*573*	*974*	*1,178*	*2,466*	*3,428*
" *Madras*	*10*	..	*4*	..	..	*200*	..	*70*	..	..
TOTAL	116	159	192	165	251	2,209	3,441	4,161	4,110	6,385
Other sorts (*including* Vermouth and Ginger wine) (I. D)—	Gals.	Gals.	Gals.	Gals.	Gals.					
TOTAL BRITISH EMPIRE	104	37	212	39	6	1,463	580	2,707	1,833	163
TOTAL FOREIGN COUNTRIES	116	163	142	78	84	1,057	2,586	2,665	1,210	1,286

No. 12—*continued*

ARTICLES, AND COUNTRIES OF FINAL DESTINATION; ALSO SHARE OF EACH PROVINCE	QUANTITY					VALUE				
	1932-33	1933-34	1934-35	1935-36	1936-37	1932-33	1933-34	1934-35	1935-36	1936-37
Liquors—concluded						R	R	R	R	R
Wines—continued										
Other sorts (*including* Vermouth and Ginger wines) (1. D)—*continued*	Gals.	Gals.	Gals.	Gals.	Gals.					
Share of Bengal	7	26	223	..	..	167	666	3,051	..	..
„ *Bombay*	117	84	46	77	66	1,499	1,202	626	1,243	962
„ *Sind*	96	86	86	24	24	854	1,212	1,695	448	487
„ *Madras*	..	4	..	16	..	..	86	..	1,352	..
TOTAL	220	200	354	117	90	2,520	3,166	5,372	3,043	1,449
Total of Wines—	Gals.	Gals.	Gals.	Gals.	Gals.					
United Kingdom (*including* Channel Islands)	229	6	54	20	124	5,556	210	1,182	1,512	3,160
Other British Possessions	81	188	341	132	214	1,605	4,155	5,259	3,646	6,090
TOTAL BRITISH EMPIRE	310	196	395	152	338	7,161	4,374	6,441	5,158	9,250
TOTAL FOREIGN COUNTRIES	253	254	268	180	151	3,856	4,517	6,808	3,714	3,428
Share of Bengal	7	26	271	..	..	167	666	4,107	..	..
„ *Bombay*	361	261	213	193	316	8,162	5,257	3,810	3,691	7,034
„ *Sind*	185	144	170	124	173	2,358	2,562	5,263	3,859	5,644
„ *Madras*	10	19	6	16	..	200	400	70	1,352	..
TOTAL	563	450	668	332	489	11,017	8,891	13,249	8,902	12,678
Total of Liquors—	Gals.	Gals.	Gals.	Gals.	Gals.					
United Kingdom (*including* Channel Islands)	7,321	7,139	4,202	920	4,133	53,133	17,764	25,808	9,777	60,060
Bahrein Islands	301	316	489	1,309	632	1,508	2,324	4,265	6,868	4,180
Ceylon (*excluding* Maldives)	16,673	2,325	7,633	181	158	14,955	12,127	18,013	3,693	4,306
Straits Settlements	3,669	1,562	391	60	54	64,605	26,631	7,503	1,934	996
Other British Possessions	1,158	2,067	1,156	173	198	5,300	6,213	4,652	5,836	2,757
TOTAL BRITISH EMPIRE	29,122	13,409	13,771	2,643	5,175	1,39,501	65,059	60,245	28,108	72,299
France	17	109	578	221	38	500	1,959	1,602	11,953	1,020
Muskat Territory and Trucial Oman	704	765	522	1,129	665	8,349	14,877	14,536	13,196	11,096
Iran	605	618	628	548	37	7,053	8,989	14,178	8,500	8,476
Japan	12	1,095	184	386	..	17	22,103	2,495	920	..
China (*exclusive of* Hongkong and Macao)	3,647	..	..	..	8	56,041	..	..	..	38
United States of America—										
Vid Atlantic Coast	25	7,513	3,468	..	..	408	6,749	2,447	..	..
„ Pacific „	..	..	2	..	..	..	..	36	..	..
Other Foreign Countries	2,714	12,854	956	2,787	1,325	11,548	12,018	8,060	10,393	6,194
TOTAL FOREIGN COUNTRIES	7,724	22,954	6,338	4,971	2,398	83,911	66,640	44,254	45,052	26,824
Share of Bengal	26,380	28,145	13,710	222	221	1,49,537	66,187	36,026	2,312	2,897
„ *Bombay*	6,986	4,098	2,198	5,045	2,374	42,933	34,713	29,049	35,054	26,603
„ *Sind*	3,952	4,076	3,876	2,056	2,083	21,748	29,778	38,329	33,021	53,664
„ *Madras*	336	27	300	182	176	1,993	420	1,005	1,747	1,739
„ *Burma*	192	17	20	109	2,219	7,196	601	90	1,026	9,220
TOTAL	36,846	36,363	20,104	7,614	7,573	2,28,412	1,31,699	1,04,499	73,160	99,123

No. 12—*continued*

ARTICLES, AND COUNTRIES OF FINAL DESTINATION; ALSO SHARE OF EACH PROVINCE	QUANTITY					VALUE				
	1932-33	1933-34	1934-35	1935-36	1936-37	1932-33	1933-34	1934-35	1935-36	1936-37
					R	R	R	R	R	R
Machinery and millwork—										
Prime-movers (other than *electrical*)—										
Locomotives (*excluding* those for railways) (III. J)—										
TOTAL BRITISH EMPIRE	—	—	—	—	—	250	..	..	..	..
Germany	—	—	—	—	—	..	..	1,200	..	..
Share of Bombay	—	—	—	—	—	*250*	..	*1,200*	..	..
Others (III. J)—										
United Kingdom (*including* Channel Islands)	—	—	—	—	—	32,780	3,654	19,705	12,874	23,232
Other British Possessions	—	—	—	—	—	5,415	530	3,550	1,100	2,959
TOTAL BRITISH EMPIRE	—	—	—	—	—	38,195	4,184	23,255	13,974	26,191
Norway	—	—	—	—	—	..	..	..	11,400	..
Poland (*including* Danzig)	—	—	—	—	—	..	..	..	..	6,022
Iran	—	—	—	—	—	..	6,855	2,926	1,155	800
United States of America—										
Viâ Atlantic Coast	—	—	—	—	—	1,900	7,205	..	..	..
„ Pacific „	—	—	—	—	—	500	..	..	..	..
Other Foreign Countries	—	—	—	—	—	285	1,036	10,290	1,845	4,825
TOTAL FOREIGN COUNTRIES	—	—	—	—	—	2,685	15,096	13,216	14,400	11,647
Share of Bengal	—	—	—	—	—	..	..	*4,000*	..	..
„ *Bombay*	—	—	—	—	—	*33,075*	*17,430*	*32,471*	*22,302*	*37,838*
„ *Sind*	—	—	—	—	—	..	..	..	*1,082*	..
„ *Madras*	—	—	—	—	—	..	*1,850*	..	*4,990*	..
„ *Burma*	—	—	—	—	—	*2,805*	..	..	..	..
TOTAL	—	—	—	—	—	40,880	19,280	36,471	28,374	37,838
Electrical machinery of all kinds (III. J)—										
United Kingdom (*including* Channel Islands)	—	—	—	—	—	1,47,225	46,732	29,416	30,963	3,50,009
Ceylon (*excluding* Maldives)	—	—	—	—	—	3,872	230	17,103	1,709	5,618
Straits Settlements	—	—	—	—	—	..	..	17,121	2,631	525
Other British Possessions	—	—	—	—	—	88	1,415	55	1,095	2,253
TOTAL BRITISH EMPIRE	—	—	—	—	—	1,51,185	48,377	63,695	36,398	3,58,405
Germany	—	—	—	—	—	5,300	3,534	937	7,618	4,495
France	—	—	—	—	—	..	..	1,00,000	134	1,450
Italy (*including* Fiume)	—	—	—	—	—	3,165	7,730	..	..	..
Iran	—	—	—	—	—	1,500	9,415	650	300	400
United States of America—										
Viâ Atlantic Coast	—	—	—	—	—	10,846	12,351	8,129	9,627	5,268
„ Pacific „	—	—	—	—	—	..	..	..	195	..
Other Foreign Countries	—	—	—	—	—	9,287	5,392	4,305	3,864	6,010
TOTAL FOREIGN COUNTRIES	—	—	—	—	—	30,098	38,422	1,14,021	21,733	17,623

No. 12—*continued*

ARTICLES, AND COUNTRIES OF FINAL DESTINATION; ALSO SHARE OF EACH PROVINCE	QUANTITY					VALUE				
	1932-33	1933-34	1934-35	1935-36	1936-37	1932-33	1933-34	1934-35	1935-36	1936-37
Machinery and millwork—*continued*										
Electrical machinery of all kinds (III. f)—contd.						R	R	R	R	R
Share of Bengal	—	—	—	—	—	..	*1,480*	*26,783*	*19,665*	*44,051*
„ *Bombay*	—	—	—	—	—	*44,013*	*61,032*	*23,709*	*22,603*	*64,681*
„ *Sind*	—	—	—	—	—	*1,02,200*	*200*	*1,12,884*	*3,342*	*2,35,926*
„ *Madras*	—	—	—	—	—	*33,767*	*23,608*	*9,370*	*6,016*	*18,818*
„ *Burma*	—	—	—	—	—	*1,303*	*569*	..	*1,500*	*22,293*
TOTAL	—	—	—	—	—	1,81,283	86,799	1,77,716	58,131	3,76,028
Other sorts of machinery—										
United Kingdom (*including* Channel Islands)	—	—	—	—	—	3,62,381	3,31,259	3,10,218	4,35,430	3,33,458
Bahrein Islands	—	—	—	—	—	2,182	1,344	1,244	2,799	7,477
Ceylon (*excluding* Maldives)	—	—	—	—	—	72,613	37,666	64,571	80,032	1,33,842
Straits Settlements	—	—	—	—	—	18,551	20,668	38,495	53,834	62,975
Federated Malay States	—	—	—	—	—	75	..	125	1,320	6,668
British Borneo	—	—	—	—	—	..	..	..	27,500	..
Union of South Africa	—	—	—	—	—	3,850	1,499	..	20,184	6,896
Kenya Colony	—	—	—	—	—	22,488	38,425	20,575	8,970	22,365
Seychelles	—	—	—	—	—	7,300	..	100	750	..
British West India Islands (*excluding* Bahamas)	—	—	—	—	—	9,232	..	..	..	..
Commonwealth of Australia	—	—	—	—	—	2,538	717	7,200	1,276	5,433
Other British Possessions	—	—	—	—	—	13,957	9,422	7,147	8,144	10,851
TOTAL BRITISH EMPIRE	—	—	—	—	—	5,15,117	4,41,000	4,49,775	6,40,239	5,89,965
Sweden	—	—	—	—	—	1,610	6,922	13,882	1,178	1,720
Norway	—	—	—	—	—	..	..	5,617	..	50
Denmark	—	—	—	—	—	14,980	2,466	2,200	250	3,057
Germany	—	—	—	—	—	60,571	39,929	72,421	38,955	68,696
Netherlands	—	—	—	—	—	467	7,187	25,285	21,956	24,224
Belgium	—	—	—	—	—	22,850	11,651	2,355	258	16,346
France	—	—	—	—	—	19,620	4,389	6,180	19,913	9,151
Switzerland	—	—	—	—	—	18,221	11,149	..	120	705
Italy (*including* Fiume)	—	—	—	—	—	14,006	11,702	12,074	5,200	10,050
Native States in Arabia *other than* Maskat Territory and Trucial Oman	—	—	—	—	—	360	100	10,210	2,980	803
Iraq	—	—	—	—	—	19,765	9,111	11,493	18,827	15,393
Iran	—	—	—	—	—	2,752	3,221	53,844	38,534	16,232
Henjam Islands	—	—	—	—	—	..	..	50	..	7,933
Java	—	—	—	—	—	250	..	315	851	644
Siam	—	—	—	—	—	430	2,100	3,400	130	975
French Indo-China	—	—	—	—	—	..	..	13,300	317	..
Japan	—	—	—	—	—	826	25,910	5,525	6,285	6,344
China (*exclusive* of Hongkong and Macao)	—	—	—	—	—	1,678	3,156	8,466	5,690	2,464
Egypt	—	—	—	—	—	1,102	1,776	1,047	8,221	764
Portuguese East Africa	—	—	—	—	—	6,778	2,850	58,560	8,010	4,988
United States of America—										
Vid Atlantic Coast	—	—	—	—	—	2,01,158	1,42,401	62,911	1,05,988	99,714
„ Pacific „	—	—	—	—	—	2,244	..	850	60	..
Mexico	—	—	—	—	—	..	5,791	..	..	..
Other Foreign Countries	—	—	—	—	—	7,170	10,598	7,981	1,085	910
TOTAL FOREIGN COUNTRIES	—	—	—	—	—	3,96,858	3,02,409	3,73,964	2,84,808	2,91,178
Share of Bengal	—	—	—	—	—	*2,60,167*	*3,33,909*	*2,46,597*	*3,33,780*	*2,59,369*
„ *Bombay*	—	—	—	—	—	*3,73,185*	*3,61,659*	*3,67,311*	*3,33,637*	*3,80,681*
„ *Sind*	—	—	—	—	—	*1,13,854*	*23,336*	*30,903*	*74,667*	*31,291*
„ *Madras*	—	—	—	—	—	*1,22,771*	*86,938*	*50,608*	*25,793*	*93,252*
„ *Burma*	—	—	—	—	—	*36,998*	*45,567*	*1,27,320*	*1,52,380*	*76,545*
TOTAL	—	—	—	—	—	9,11,975	7,48,409	8,22,739	9,25,047	8,81,138
Total of Machinery	—	—	—	—	—	11,34,388	8,49,488	10,38,126	10,11,552	12,95,004

No. 12—*continued*

ARTICLES, AND COUNTRIES OF FINAL DESTINATION; ALSO SHARE OF EACH PROVINCE	QUANTITY					VALUE				
	1932-33	1933-34	1934-35	1935-36	1936-37	1932-33	1933-34	1934-35	1935-36	1936-37
						R	R	R	R	R
Matches (III. U)—	Gross of boxes	Gross of boxes	Gross of boxes	Gross of boxes	Gross of boxes					
Ceylon (*excluding* Maldives)	2,150	..	..	..	..	5,644	..	..	..	..
Seychelles	2,800	..	..	..	..	5,600	..	..	..	..
Other British Possessions	55	2	6	..	6	113	3	22	..	14
TOTAL BRITISH EMPIRE	5,005	2	6	..	6	11,357	3	22	..	14
TOTAL FOREIGN COUNTRIES	..	50	4	..	..	..	100	28	..	..
Share of Bengal	..	..	*6*	..	..	..	..	*22*	..	..
" *Bombay*	*5,005*	*52*	*4*	..	*6*	*11,357*	*103*	*28*	..	*14*
TOTAL	5,005	52	10	..	6	11,357	103	50	..	14
Mats and Matting (III. U)—	Sq. yards	Sq. yards	Sq. yards	Sq. yards	Sq. yards					
TOTAL BRITISH EMPIRE	10,677	7,816	20,739	9,652	8,157	5,638	2,875	5,252	3,352	4,399
TOTAL FOREIGN COUNTRIES	7,910	5,355	11,240	7,382	13,555	5,210	2,567	5,350	4,176	5,647
Share of Bengal	*5,100*	*288*	*256*	*124*	*340*	*2,336*	*149*	*87*	*32*	*115*
" *Bombay*	*11,887*	*12,883*	*20,323*	*14,090*	*20,572*	*7,343*	*5,293*	*9,649*	*6,711*	*9,801*
" *Sind*	*100*	..	*11,400*	*2,775*	*800*	*84*	..	*866*	*768*	*130*
" *Madras*	*1,200*	..	..	..	..	*1,080*	..	..	..	..
" *Burma*	..	..	..	*45*	..	..	..	..	*17*	..
TOTAL	18,587	13,171	31,979	17,034	21,712	10,848	5,442	10,602	7,528	10,046
Metals and Ores—										
Brass, Bronze, and similar alloys, wrought—										
Mixed or yellow metal for sheathing (III. L)—	Cwts.	Cwts.	Cwts.	Cwts.	Cwts.					
United Kingdom (*including* Channel Islands)	1	81	1	1,379	..	33	4,800	25	29,276	..
Other British Possessions	15	10	38	12	23	600	247	1,056	206	827
TOTAL BRITISH EMPIRE	16	91	39	1,391	23	633	5,047	1,081	29,482	827
Iran	157	11	46	252	35	7,191	342	1,925	6,288	817
Other Foreign Countries	27	185	56	8	..	1,070	3,118	2,250	462	19
TOTAL FOREIGN COUNTRIES	184	196	102	260	35	8,261	3,460	4,175	6,750	836
Share of Bengal	*2*	*246*	*10*	*1*	*2*	*83*	*7,300*	*725*	*491*	*176*
" *Bombay*	*198*	*41*	*116*	*1,650*	*56*	*8,811*	*1,207*	*4,194*	*35,691*	*1,487*
" *Madras*	..	..	*15*	..	..	..	..	*337*	..	..
" *Burma*	..	..	..	..	..	..	..	..	*50*	..
TOTAL	200	287	141	1,651	58	8,894	8,507	5,256	36,232	1,663

No. 12—*continued*

ARTICLES, AND COUNTRIES OF FINAL DESTINATION; ALSO SHARE OF EACH PROVINCE	QUANTITY					VALUE				
	1982-83	1983-84	1984-85	1985-86	1986-87	1982-83	1983-84	1984-85	1985-86	1986-87
Metals and Ores—*continued*						R	R	R	R	R
Brass, Bronze, and similar alloys, wrought—*contd.*										
Other sorts (III. L)—	Cwts.	Cwts.	Cwts.	Cwts.	Cwts.					
United Kingdom (*including* Channel Islands)	62	47	100	2,960	7,853	8,095	8,085	6,859	77,764	2,29,392
Other British Possessions	83	61	125	85	224	5,906	5,178	9,507	8,747	15,534
TOTAL BRITISH EMPIRE	145	108	225	3,045	8,077	14,001	13,263	16,366	86,511	2,44,926
Germany	..	237	6,581	1,592	1,761	..	6,520	1,00,422	88,602	46,439
Netherlands	..	..	..	3	429	..	..	..	645	8,580
Belgium	..	..	..	1,498	1	..	..	..	31,688	98
Maskat Territory and Trucial Oman	4	..	4	1	47	200	..	300	50	6,050
Other Native States in Arabia	1	100	229	146	151	40	20,100	61,013	25,075	30,570
Other Foreign Countries	65	51	270	176	110	6,839	4,617	9,158	11,965	7,081
TOTAL FOREIGN COUNTRIES	70	388	7,034	3,416	2,499	7,079	31,237	1,70,893	1,08,020	98,818
Share of Bengal	*21*	*8*	*223*	*20*	*7,616*	*1,376*	*500*	*6,193*	*1,709*	*2,14,190*
,, *Bombay*	*176*	*246*	*7,029*	*3,729*	*2,970*	*17,377*	*36,936*	*1,81,220*	*1,13,329*	*1,26,714*
,, *Sind*	*2*	*238*	*5*	*1,004*	*47*	*125*	*6,541*	*510*	*21,935*	*2,368*
,, *Madras*	*15*	*4*	..	*1,707*	*1*	*2,070*	*366*	*96*	*37,428*	*143*
,, *Burma*	*1*	..	*2*	*1*	*2*	*138*	*157*	*140*	*130*	*339*
TOTAL	215	496	7,259	6,461	10,576	21,060	44,500	1,87,259	1,94,531	3,43,744
TOTAL OF BRASS, BRONZE, AND SIMILAR ALLOYS, WROUGHT	Cwts. 415	Cwts. 783	Cwts. 7,400	Cwts. 8,112	Cwts. 10,634	29,974	53,007	1,92,515	2,80,763	3,45,407
Copper—										
Unwrought (III. L)—	Cwts.	Cwts.	Cwts.	Cwts.	Cwts.					
TOTAL BRITISH EMPIRE	1	..	25	1	20	50	..	1,610	20	600
TOTAL FOREIGN COUNTRIES	9	..	..	8	..	350	..	..	1,520	..
Share of Bengal	..	..	*25*	*9*	..	..	..	*1,610*	*1,540*	..
,, *Bombay*	*10*	..	..	..	..	*400*	..	..	..	..
,, *Burma*	..	..	..	..	*20*	..	..	..	..	*600*
TOTAL	10	..	25	9	20	400	..	1,610	1,540	600
Wrought—										
Sheets and other manufactures (III. L)—	Cwts.	Cwts.	Cwts.	Cwts.	Cwts.					
United Kingdom (*including* Channel Islands)	11	13	51	157	..	945	680	2,020	8,183	8
Bahrein Islands	44	40	364	546	830	2,179	1,883	11,727	16,243	23,711
Other British Possessions	26	49	188	124	123	1,500	3,743	7,388	5,515	6,365
TOTAL BRITISH EMPIRE	81	111	603	827	953	4,624	6,306	21,135	29,941	30,084
Germany	..	..	..	215	3	..	..	..	6,905	500
Native States in Arabia *other than* Maskat Territory and Trucial Oman	16	88	58	173	222	740	3,330	2,653	5,361	7,660
Iraq	125	99	218	36	567	5,264	4,015	6,334	1,470	16,356
Iran	6	438	3,354	6,187	2,102	320	15,480	99,606	1,35,029	67,414
Other Foreign Countries	14	..	15	6	134	970	12	1,047	335	3,428
TOTAL FOREIGN COUNTRIES	161	620	3,040	6,617	3,118	7,294	22,837	1,09,640	2,09,100	95,358
Share of Bengal	*6*	*25*	*34*	*37*	*6*	*268*	*3,075*	*1,487*	*1,500*	*600*
,, *Bombay*	*115*	*704*	*3,754*	*7,379*	*4,065*	*5,847*	*26,968*	*1,17,049*	*2,36,441*	*1,24,832*
,, *Sind*	*117*	*2*	*455*	*28*	..	*5,201*	*100*	*12,239*	*1,000*	*10*
,, *Burma*	*4*	..	..	..	..	*608*	..	..	..	..
TOTAL	242	731	4,243	7,444	4,071	11,918	29,143	1,30,775	2,39,041	1,25,442

No. 12—*continued*

ARTICLES, AND COUNTRIES OF FINAL DESTINATION; ALSO SHARE OF EACH PROVINCE	QUANTITY					VALUE				
	1932-33	1933-34	1934-35	1935-36	1936-37	1932-33	1933-34	1934-35	1935-36	1936-37
						R	R	R	R	R
Metals and Ores—*continued*										
Copper—*continued*										
Total of Copper—	Cwts.	Cwts.	Cwts.	Cwts.	Cwts.					
United Kingdom (*including* Channel Islands)	11	18	51	158	..	945	680	2,020	8,203	8
Bahrein Islands	44	49	264	546	830	2,179	1,868	11,727	16,248	23,711
Other British Possessions	27	49	213	124	143	1,550	3,742	8,998	5,515	6,965
TOTAL BRITISH EMPIRE	82	111	528	828	973	4,674	6,306	22,745	29,961	30,684
Germany	..	..	..	223	8	..	..	..	8,425	500
Native States in Arabia *other than* Maskat Territory and Trucial Oman	16	83	58	178	222	740	3,330	2,658	5,361	7,660
Iraq	125	99	213	36	507	5,264	4,015	6,334	1,470	16,356
Iran	14	438	3,354	6,187	2,192	570	15,480	99,606	1,95,029	67,414
Other Foreign Countries	15	..	15	6	134	1,070	12	1,047	335	3,428
TOTAL FOREIGN COUNTRIES	170	620	3,640	6,625	3,118	7,644	22,837	1,09,640	2,10,620	95,358
Share of Bengal	*6*	*25*	*59*	*46*	*6*	*262*	*2,075*	*3,097*	*3,160*	*600*
" *Bombay*	*155*	*794*	*3,756*	*7,379*	*4,665*	*6,347*	*26,968*	*1,17,949*	*2,36,441*	*1,24,822*
" *Sind*	*117*	*2*	*455*	*28*	..	*5,291*	*100*	*12,238*	*1,000*	*10*
" *Burma*	*4*	..	..	..	*20*	*608*	..	..	..	*608*
TOTAL	252	781	4,268	7,453	4,091	12,318	29,143	1,32,385	2,40,581	1,26,042
Iron or steel—										
Anchors and cables (III. K)—	Tons	Tons	Tons	Tons	Tons					
TOTAL BRITISH EMPIRE	3	..	2	3	5	1,450	200	1,584	818	1,844
TOTAL FOREIGN COUNTRIES	1	..	2	1	2	964	595	785	920	867
Share of Bengal	..	..	*1*	..	*2*	..	..	*235*	..	*636*
" *Bombay*	*4*	..	*2*	*4*	*5*	*2,414*	*760*	*1,954*	*1,488*	*1,887*
" *Sind*	..	..	..	..	..	..	*45*	*130*	..	..
" *Burma*	..	..	..	..	..	..	..	..	*250*	*82*
TOTAL	4	..	4	4	7	2,414	795	2,369	1,738	2,711
Angle, bolt and rod (III. K)—	Tons	Tons	Tons	Tons	Tons					
TOTAL BRITISH EMPIRE	5	5	7	16	7	2,224	1,945	2,156	5,035	3,304
Iraq	..	89	31	30	7	..	12,478	5,478	6,057	2,827
Other Foreign Countries	..	18	8	3	8	575	2,292	2,628	1,461	2,806
TOTAL FOREIGN COUNTRIES	..	107	39	33	15	575	14,770	8,101	7,518	5,633
Share of Bengal	..	*11*	*1*	..	..	*732*	*1,518*	*500*	*239*	..
" *Bombay*	*3*	*54*	*44*	*17*	*22*	*1,105*	*8,983*	*9,318*	*6,830*	*8,918*
" *Sind*	*2*	*46*	..	*18*	..	*962*	*6,014*	*290*	*2,520*	*24*
" *Burma*	..	*1*	*1*	*14*	..	..	*200*	*154*	*2,964*	..
TOTAL	5	112	46	49	22	2,799	16,715	10,257	12,553	8,937
Bars and channel (III. K)—	Tons	Tons	Tons	Tons	Tons					
United Kingdom (*including* Channel Islands)	5	4	39	2	6	16,455	14,418	37,952	1,154	11,699
Other British Possessions	29	17	13	10	20	6,663	4,979	4,805	4,545	6,630
TOTAL BRITISH EMPIRE	34	21	52	12	26	23,118	19,397	42,757	5,699	18,329

No 12—*continued*

ARTICLES, AND COUNTRIES OF FINAL DESTINATION; ALSO SHARE OF EACH PROVINCE	Quantity					Value				
	1932-33	1933-34	1934-35	1935-36	1936-37	1932-33	1933-34	1934-35	1935-36	1936-37
Metals and Ores—*continued*						R	R	R	R	R
Iron or Steel—*continued*										
Bars and channel (III. K)—*concld*	Tons	Tons	Tons	Tons	Tons					
Austria	..	7	..	..	..	..	6,700	..	..	..
Other Foreign Countries	26	24	27	22	26	7,023	8,994	8,753	9,410	6,845
TOTAL FOREIGN COUNTRIES	26	31	27	22	28	7,023	15,694	8,753	9,410	6,845
Share of Bengal	..	..	*17*	*3*	*3*	*330*	..	*20,187*	*478*	*1,637*
" *Bombay*	*43*	*35*	*49*	*24*	*37*	*23,427*	*30,048*	*29,370*	*8,275*	*21,328*
" *Sind*	*9*	*9*	*3*	*12*	*13*	*1,378*	*1,698*	*738*	*1,783*	*1,859*
" *Madras*	..	*3*	..	..	*1*	*20*	*3,137*	..	*100*	*350*
" *Burma*	*8*	..	*10*	*5*	..	*4,486*	*208*	*715*	*4,473*	..
TOTAL	60	52	79	44	54	30,141	35,091	51,510	15,109	25,174
Hoops and strips (III. K)—	Tons	Tons	Tons	Tons	Tons					
United Kingdom (*including* Channel Islands)	157	136	182	160	150	42,735	28,490	32,326	37,897	34,621
Other British Possessions	..	1	2	..	1	60	523	842	59	391
TOTAL BRITISH EMPIRE	157	137	184	160	151	42,795	29,013	33,168	37,956	35,012
TOTAL FOREIGN COUNTRIES	..	4	..	..	..	155	744	54	60	138
Share of Bengal	*39*	*31*	*25*	*27*	*14*	*28,642*	*5,404*	*6,578*	*6,588*	*3,730*
" *Bombay*	*73*	*92*	*67*	*68*	*63*	*15,303*	*20,892*	*16,411*	*16,782*	*14,503*
" *Sind*	..	..	..	..	..	*15*	..	..	..	..
" *Madras*	..	*17*	*42*	*65*	*74*	..	*3,071*	*10,033*	*14,571*	*16,787*
" *Burma*	*5*	*1*	..	..	..	*490*	*399*	*200*	*75*	*75*
TOTAL	157	141	134	160	151	42,950	29,767	33,222	38,016	35,150
Nails, screws, rivets, and washers (III. K)—	Tons	Tons	Tons	Tons	Tons					
TOTAL BRITISH EMPIRE	10	19	10	16	34	4,387	7,515	4,252	5,417	11,393
TOTAL FOREIGN COUNTRIES	28	17	20	17	18	8,642	5,939	8,450	7,003	5,885
Share of Bengal	..	..	..	..	..	..	*78*	..	*130*	*75*
" *Bombay*	*31*	*33*	*24*	*30*	*49*	*12,142*	*12,087*	*10,150*	*11,286*	*16,988*
" *Sind*	*2*	*3*	*6*	*3*	*3*	*886*	*1,989*	*2,252*	*1,004*	*1,109*
" *Burma*	..	..	..	..	..	..	..	..	..	*5*
TOTAL	33	36	30	33	52	13,029	13,454	12,702	12,420	17,278
Old for re-manufacture (II. F)—	Tons	Tons	Tons	Tons	Tons					
TOTAL BRITISH EMPIRE	..	44	5	21	67	65	1,835	67	2,356	3,532

FOREIGN MERCHANDISE

No. 12—*continued*

ARTICLES, AND COUNTRIES OF FINAL DESTINATION; ALSO SHARE OF EACH PROVINCE	QUANTITY					VALUE				
	1932-33	1933-34	1934-35	1935-36	1936-37	1932-33	1933-34	1934-35	1935-36	1936-37
						R	R	R	R	R
Metals and Ores—*continued*										
Iron or Steel—*continued*										
Old for re-manufacture (II. F)—continued	Tons	Tons	Tons	Tons	Tons					
Italy (*including* Fiume)	10,661	10,487	2,660	3,213	..	2,16,843	2,52,220	79,253	90,383	..
Yugo-Slavia (Kingdom of the Serbs, Croats and Slovenes)	..	..	..	383	500	..	..	..	10,920	16,000
Japan	45,162	57,032	41,393	29,167	63,940	7,62,469	13,32,495	9,14,632	7,00,981	17,61,619
Other Foreign Countries	..	120	11	15	..	..	4,107	270	600	..
TOTAL FOREIGN COUNTRIES	55,823	67,639	44,054	32,778	64,440	9,79,312	14,88,822	9,94,155	8,08,884	17,71,619
Share of Bengal	..	*163*	*347*	*46*	*9*	*65*	*3,199*	*6,941*	*920*	*1,200*
,, *Bombay*	*30,064*	*43,958*	*25,532*	*22,377*	*41,953*	*5,53,894*	*10,12,698*	*6,35,306*	*5,84,434*	*12,77,819*
,, *Sind*	*12,574*	*11,642*	*6,665*	*2,404*	*16,569*	*1,94,228*	*2,41,747*	*1,21,088*	*61,032*	*3,34,075*
,, *Madras*	*4,934*	*1,873*	*1,101*	*1,000*	..	*1,03,409*	*48,333*	*27,020*	*25,000*	..
,, *Burma*	*7,851*	*10,043*	*10,364*	*6,972*	*7,578*	*1,23,691*	*1,24,193*	*2,00,867*	*1,10,964*	*1,60,187*
TOTAL	55,823	67,663	44,059	32,799	64,507	9,79,377	14,90,663	9,94,322	8,11,740	17,75,151
Pipes and fittings, cast (III. K)—	Tons	Tons	Tons	Tons	Tons					
United Kingdom (*including* Channel Islands)	4	4	55	..	..	1,428	1,470	5,543	--	10
Other British Possessions	1	3	4	9	23	750	2,700	2,778	3,657	8,086
TOTAL BRITISH EMPIRE	5	7	59	9	23	2,178	4,170	8,321	3,657	8,096
TOTAL FOREIGN COUNTRIES	2	7	7	2	10	820	2,965	4,717	2,240	2,545
Share of Bengal	..	..	..	..	..	*300*	..	..	..	..
,, *Bombay*	7	*14*	*66*	*11*	*31*	*2,543*	*7,990*	*13,033*	*5,707*	*10,041*
,, *Sind*	..	..	..	..	2	*150*	--	..	..	*600*
,, *Burma*	..	..	..	..	..	..	*45*	..	*190*	..
TOTAL	7	14	66	11	33	2,993	7,135	13,033	5,897	10,641
Sheets and plates, galvanised (III. K)—	Tons	Tons	Tons	Tons	Tons					
TOTAL BRITISH EMPIRE	5	2	20	14	19	1,665	535	4,249	4,556	3,490
TOTAL FOREIGN COUNTRIES	3	30	15	10	26	769	4,845	3,514	2,211	6,048
Share of Bengal	..	..	*13*	..	..	*20*	..	*2,500*	..	..
,, *Bombay*	*4*	*24*	*21*	*11*	*23*	*1,554*	*4,273*	*4,938*	*4,037*	*4,630*
,, *Sind*	*4*	*8*	*1*	*13*	*22*	*560*	*1,107*	*196*	*2,730*	*4,909*
,, *Burma*	..	..	..	..	..	..	..	*80*	..	..
TOTAL	8	32	25	24	46	2,434	5,380	7,768	6,767	9,539

No. 12—*continued*

ARTICLES, AND COUNTRIES OF FINAL DESTINATION; ALSO SHARE OF EACH PROVINCE	QUANTITY					VALUE				
	1932-33	1933-34	1934-35	1935-36	1936-37	1932-33	1933-34	1934-35	1935-36	1936-37
Metals and Ores—*continued*						R	R	R	R	R
Iron or Steel—*continued*										
Sheets and plates, tinned (III. K)—	Tons	Tons	Tons	Tons	Tons					
TOTAL BRITISH EMPIRE	..	..	..	1	9	156	55	80	346	2,626
TOTAL FOREIGN COUNTRIES	..	4	1	..	..	..	1,271	236	170	207
Share of Bengal	..	..	..	..	..	*30*	..	..	..	..
" *Bombay*	..	*3*	*1*	*1*	*8*	..	*1,120*	*316*	*336*	*2,631*
" *Sind*	..	*1*	..	..	*1*	..	*170*	..	*130*	*252*
" *Madras*	..	..	..	..	..	*28*	..	..	..	..
" *Burma*	..	..	..	..	..	*98*	*30*	..	..	..
TOTAL	..	4	1	1	9	156	1,326	316	516	2,883
Sheets and plates, not galvanised or tinned (III. K)—	Tons	Tons	Tons	Tons	Tons					
TOTAL BRITISH EMPIRE	1	6	25	18	38	336	1,735	7,236	6,147	7,601
TOTAL FOREIGN COUNTRIES	4	5	17	24	10	892	656	4,455	4,055	3,248
Share of Bengal	..	..	..	..	22	*20*	..	..	..	*3,325*
" *Bombay*	*5*	*11*	*42*	*42*	*26*	*1,208*	*2,385*	*11,741*	*10,202*	*7,624*
" *Madras*	..	..	..	..	..	..	*5*	..	..	..
TOTAL	5	11	42	42	48	1,228	2,390	11,741	10,202	10,949
Tubes, pipes and fittings, wrought (III. K)—	Tons	Tons	Tons	Tons	Tons					
United Kingdom (*including* Channel Islands)	56	..	..	..	..	13,461	..	..	130	100
Aden and Dependencies	..	1	..	10	15	448	358	125	5,657	11,216
Bahrein Islands	5	7	21	35	29	1,951	2,605	6,885	7,653	8,378
Other British Possessions	1	3	..	7	27	820	1,780	171	5,072	10,954
TOTAL BRITISH EMPIRE	62	11	21	52	71	16,680	4,743	7,181	18,512	30,648
TOTAL FOREIGN COUNTRIES	12	2	5	13	17	7,707	1,501	2,426	3,827	7,718
Share of Bengal	*3*	*3*	..	*3*	..	*2,170*	*1,145*	*171*	*3,040*	*200*
" *Bombay*	*9*	*2*	*6*	*20*	*54*	*5,461*	*1,310*	*1,545*	*2,339*	*29,007*
" *Sind*	*62*	*8*	*21*	*42*	*34*	*16,756*	*3,436*	*7,891*	*2,490*	*9,159*
" *Burma*	..	..	..	..	..	..	*353*	..	*40*	..
TOTAL	74	13	26	65	88	24,387	6,244	9,607	22,339	38,366

No. 12—*continued*

ARTICLES, AND COUNTRIES OF FINAL DESTINATION; ALSO SHARE OF EACH PROVINCE	QUANTITY					VALUE				
	1932-33	1933-34	1934-35	1935-36	1936-37	1932-33	1933-34	1934-35	1935-36	1936-37
						R	R	R	R	R
Metals and Ores—*continued*										
Iron or Steel—*continued*										
Wire (III. K)—	Tons	Tons	Tons	Tons	Tons					
United Kingdom (*including* Channel Islands)	8	..	16	..	3	4,539	65	5,485	..	1,605
Other British Possessions	31	3	7	5	17	4,989	2,094	2,770	2,801	5,417
TOTAL BRITISH EMPIRE	39	3	23	5	20	9,528	2,159	8,305	2,801	7,022
Germany	..	..	..	..	167	..	..	..	27	22,607
Belgium	..	..	1	..	100	..	..	500	..	13,702
Iran	8	..	4	18	..	2,883	200	725	5,359	110
Other Foreign Countries	32	3	20	18	14	7,400	784	4,524	4,940	2,570
TOTAL FOREIGN COUNTRIES	40	3	25	36	281	10,283	984	5,749	10,326	43,989
Share of Bengal	*3*	*3*	*13*	..	*224*	*4,773*	*1,218*	*5,759*	*97*	*35,319*
" *Bombay*	*20*	*3*	*19*	*32*	*82*	*5,351*	*1,575*	*6,716*	*12,456*	*14,902*
" *Sind*	*49*	..	*11*	*8*	*3*	*2,406*	*150*	*1,479*	*574*	*498*
" *Burma*	*3*	..	..	..	*3*	*230*	..	*9*	..	*1,260*
TOTAL	79	6	48	41	301	19,311	3,143	13,954	13,127	51,011
Other manufactures of iron or steel, III. K)—	Tons	Tons	Tons	Tons	Tons					
United Kingdom (*including* Channel Islands)	7	12	13	1	11	1,767	1,976	19,904	881	2,059
Aden and Dependencies	2	..	5	1	6	5,533	..	1,365	600	980
Other British Possessions	17	64	36	12	29	2,198	5,294	7,565	2,698	7,275
TOTAL BRITISH EMPIRE	26	76	59	14	46	9,503	7,270	28,924	4,179	11,314
Muskat Territory and Trucial Oman	9	23	23	24	28	1,668	4,061	4,464	6,740	7,120
Other Foreign Countries	20	16	43	16	18	6,058	3,744	7,875	2,995	3,346
TOTAL FOREIGN COUNTRIES	29	39	66	50	46	7,726	8,705	12,339	9,735	10,366
Share of Bengal	..	*62*	*49*	*5*	..	*5,009*	*4,626*	*25,779*	*1,199*	*884*
" *Bombay*	*17*	*39*	*41*	*17*	*40*	*4,806*	*4,361*	*7,121*	*4,035*	*8,521*
" *Sind*	*38*	*33*	*42*	*41*	*40*	*7,121*	*6,612*	*7,238*	*7,878*	*8,753*
" *Madras*	..	..	..	..	*11*	*563*	*20*	..	..	*3,662*
" *Burma*	..	..	*1*	*1*	*1*	*59*	*346*	*1,127*	*803*	*950*
TOTAL	55	115	125	64	92	17,239	15,975	41,268	13,914	21,580
Total of Iron or Steel—	Tons	Tons	Tons	Tons	Tons					
United Kingdom (*including* Channel Islands)	243	212	290	191	206	52,861	50,679	1,07,126	44,228	56,933
Aden and Dependencies	6	5	15	22	39	3,111	3,075	5,864	9,910	19,229
Bahrein Islands	24	17	35	51	72	5,146	5,923	10,531	12,346	18,644
Ceylon (*excluding* Maldives)	7	18	16	18	50	2,618	6,297	5,769	7,280	13,446
Straits Settlements	34	5	9	24	24	5,999	2,590	3,225	8,749	6,364
Kenya Colony	23	7	15	15	38	5,694	3,358	5,319	8,125	10,924
Tanganyika Territory	2	..	10	2	15	380	..	1,595	615	5,827
Seychelles	3	..	11	11	14	1,071	..	4,630	3,430	5,879
Other British Possessions	4	67	15	7	58	2,205	8,655	4,171	2,801	6,921
TOTAL BRITISH EMPIRE	346	331	417	341	516	1,14,085	80,572	1,48,230	97,479	1,44,167

No. 12—*continued*

ARTICLES, AND COUNTRIES OF FINAL DESTINATION; ALSO SHARE OF EACH PROVINCE	QUANTITY					VALUE				
	1932-33	1933-34	1934-35	1935-36	1936-37	1932-33	1933-34	1934-35	1935-36	1936-37
Metals and Ores—*continued*										
Iron or Steel—*concluded*										
Total of Iron or Steel—contd.	Tons	Tons	Tons	Tons	Tons	R	R	R	R	R
Germany	..	104	1	2	173	200	3,660	257	227	24,507
Belgium	7	17	1	1	102	1,321	1,269	550	1,800	21,207
Italy (*including* Fiume)	10,661	10,487	2,660	3,218	..	2,16,843	2,52,226	79,253	90,383	..
Austria	..	7	..	..	..	..	5,700	..	..	..
Yugo-Slavia (Kingdom of the Serbs, Croats and Slovenes)	..	..	..	383	500	..	..	..	10,920	10,000
Muskat Territory and Trucial Oman	34	45	67	74	58	9,581	12,292	17,254	18,171	14,738
Other Native States in Arabia	38	14	19	7	23	12,434	3,666	5,455	3,630	5,689
Iraq	23	117	77	90	60	6,207	19,581	15,744	16,503	15,076
Iran	33	31	38	49	19	11,825	7,344	11,456	14,883	6,977
Japan	45,162	57,042	41,386	29,170	63,941	7,62,469	12,33,643	9,17,283	7,08,083	17,62,582
Other Foreign Countries	6	24	29	7	17	3,988	7,115	6,482	1,729	4,427
TOTAL FOREIGN COUNTRIES	55,964	67,888	44,278	32,996	64,893	10,24,868	15,47,496	10,53,734	8,66,359	18,65,203
Share of Bengal	*93*	*262*	*462*	*84*	*234*	*40,132*	*17,339*	*68,839*	*12,591*	*46,757*
" *Bombay*	*39,280*	*44,259*	*35,964*	*22,660*	*41,474*	*6,34,605*	*11,07,578*	*7,38,779*	*6,75,747*	*14,17,079*
" *Sind*	*13,140*	*11,750*	*6,750*	*2,536*	*15,686*	*2,32,362*	*2,62,268*	*1,54,291*	*87,068*	*3,63,230*
" *Madras*	*4,934*	*1,898*	*1,148*	*1,085*	*86*	*1,03,709*	*55,066*	*37,053*	*39,671*	*19,799*
" *Burma*	*7,863*	*10,050*	*10,376*	*6,992*	*7,879*	*1,39,245*	*1,35,767*	*2,03,152*	*1,48,764*	*1,62,505*
TOTAL	56,310	68,219	44,695	33,337	65,409	11,88,953	16,24,068	12,01,964	9,63,838	20,09,370
Lead—										
Unwrought—										
Ore (*II. E*)—	Tons	Tons	Tons	Tons	Tons					
TOTAL BRITISH EMPIRE	2	1	1	1	..	470	1,480	1,915	1,410	530
TOTAL FOREIGN COUNTRIES	13	4	9	5	4	8,629	3,735	6,077	5,005	3,010
Share of Bombay	*15*	*5*	*10*	*6*	*4*	*9,099*	*5,215*	*7,992*	*6,415*	*3,540*
" *Sind*	..	..	..	..	..	..	..	*12*	..	..
TOTAL	15	5	10	6	4	9,099	5,215	7,992	6,415	3,540
Pig (*III. E*)—	Cwts.	Cwts.	Cwts.	Cwts.	Cwts.					
United Kingdom (*including* Channel Islands)	..	446	..	..	..	..	8,016	..	..	..
Other British Possessions	..	2	1	1	2	..	60	40	17	40
TOTAL BRITISH EMPIRE	..	448	1	1	2	..	8,076	40	17	40
TOTAL FOREIGN COUNTRIES	11	31	60	25	55	320	500	1,740	750	1,200
Share of Bombay	*11*	*37*	*61*	*25*	*57*	*320*	*620*	*1,740*	*750*	*1,240*
" *Sind*	..	*442*	..	..	..	..	*7,956*	*40*	..	..
" *Burma*	..	..	..	*1*	..	..	..	..	*17*	..
TOTAL	11	479	61	26	57	320	8,576	1,780	767	1,240
Other sorts (*III. E*)—	Cwts.	Cwts.	Cwts.	Cwts.	Cwts.					
TOTAL BRITISH EMPIRE	..	..	4	3	103	..	..	60	75	3,005
TOTAL FOREIGN COUNTRIES	159	112	207	20	6	2,915	2,070	4,085	350	110

No. 12—*continued*

ARTICLES, AND COUNTRIES OF FINAL DESTINATION; ALSO SHARE OF EACH PROVINCE	QUANTITY					VALUE				
	1932-33	1933-34	1934-35	1935-36	1936-37	1932-33	1933-34	1934-35	1935-36	1936-37
						Rs	Rs	Rs	Rs	Rs
Metals and Ores—continued										
Lead—*continued*.	Cwts.	Cwts.	Cwts.	Cwts.	Cwts.					
Other sorts (III. J)—continued										
Share of Bengal	..	..	..	..	..	..	..	..	..	20
„ *Bombay*	*159*	*113*	*211*	*23*	*109*	*2,915*	*2,070*	*4,145*	*425*	*3,185*
TOTAL	159	113	211	23	109	2,915	2,070	4,145	425	3,205
Wrought, all sorts (III. L)—	Cwts.	Cwts.	Cwts.	Cwts.	Cwts.					
TOTAL BRITISH EMPIRE	9	..	6	17	104	230	..	250	350	818
TOTAL FOREIGN COUNTRIES	47	..	63	112	61	1,195	..	1,295	2,230	980
Share of Bengal	..	..	..	..	*103*	..	..	..	..	*800*
„ *Bombay*	*56*	..	*69*	*129*	*62*	*1,425*	..	*1,545*	*2,589*	*998*
TOTAL	56	..	69	129	165	1,425	..	1,545	2,589	1,798
Total of Lead (excluding *Ore*)—	Cwts.	Cwts.	Cwts.	Cwts.	Cwts.					
United Kingdom (*including* Channel Islands)	..	446	3	..	103	..	3,016	150	..	820
Other British Possessions	9	2	8	21	106	230	60	200	451	3,133
TOTAL BRITISH EMPIRE	9	448	11	21	209	230	3,076	350	451	3,953
Muskat Territory and Trucial Oman	170	131	303	145	112	3,235	2,315	6,315	3,130	2,115
Other Foreign Countries	47	12	27	12	10	1,195	255	805	200	175
TOTAL FOREIGN COUNTRIES	217	143	330	157	122	4,430	2,570	7,120	3,330	2,290
Share of Bengal	..	..	..	..	*103*	..	..	..	..	*820*
„ Bombay	*226*	*149*	*341*	*177*	*228*	*4,660*	*2,890*	*7,470*	*3,784*	*5,423*
„ *Sind*	..	*442*	..	..	..	..	*7,956*	*40*	..	..
„ *Burma*	..	..	..	*1*	..	..	..	..	*17*	..
TOTAL	226	591	341	178	331	4,660	10,646	7,470	3,781	6,243
Quicksilver (III. L)—	Lbs.	Lbs.	Lbs.	Lbs.	Lbs.					
TOTAL BRITISH EMPIRE	..	495	364	..	975	..	1,209	880	..	2,550
TOTAL FOREIGN COUNTRIES	78	150	616	375	525	320	525	1,552	900	1,280
Share of Bombay	*78*	*645*	*980*	*375*	*1,500*	*320*	*1,734*	*2,382*	*900*	*3,830*

No. 12—*continued*

ARTICLES AND COUNTRIES OF FINAL DESTINATION; ALSO SHARE OF EACH PROVINCE	QUANTITY					VALUE				
	1932-33	1933-34	1934-35	1935-36	1936-37	1932-33	1933-34	1934-35	1935-36	1936-37
Metals and Ores—*continued*						R	R	R	R	R
Tin—										
Unwrought (Blocks, ingots, bars, and slabs) (III. L)—	Cwts.	Cwts.	Cwts.	Cwts.	Cwts.					
Straits Settlements	200	..	..	..	1	24,163	..	..	..	150
Other British Possessions	34	6	8	11	65	3,695	510	910	1,025	5,270
TOTAL BRITISH EMPIRE	234	6	8	11	66	27,858	510	910	1,025	5,420
Native States in Arabia *other than* Maskat Territory and Trucial Oman	78	..	2	3	41	7,419	..	350	430	5,500
Iraq	97	36	..	55	..	9,370	2,042	..	6,950	..
Iran	179	169	59	59	152	18,242	21,108	8,860	9,316	23,556
Other Foreign Countries	591	6	12	5	6	2,005	765	1,354	662	880
TOTAL FOREIGN COUNTRIES	945	201	73	122	199	37,036	23,910	10,564	19,358	29,936
Share of Bengal	*539*	..	..	..	*1*	*725*	..	..	..	*150*
" *Bombay*	*329*	*207*	*76*	*133*	*264*	*40,008*	*24,420*	*10,664*	*20,383*	*35,206*
" *Sind*	..	..	*5*	..	..	..	..	*810*	..	..
" *Madras*	*200*	..	..	..	..	*24,163*	..	..	..	..
TOTAL	1,179	207	81	133	265	64,894	24,420	11,474	20,383	35,356
Zinc or spelter—										
All sorts (III. L)—	Cwts.	Cwts.	Cwts.	Cwts.	Cwts.					
TOTAL BRITISH EMPIRE	6	4	56	52	54	215	110	2,243	1,080	1,275
TOTAL FOREIGN COUNTRIES	..	27	8	322	..	..	386	360	790	..
Share of Bengal	..	..	*43*	*326*	*1*	..	..	*1,726*	*835*	*15*
" *Bombay*	*6*	*11*	*10*	*43*	*53*	*215*	*210*	*415*	*1,045*	*1,260*
" *Sind*	..	*20*	..	..	..	..	*286*	..	..	..
" *Burma*	..	..	*13*	..	..	..	..	*462*	..	..
TOTAL	6	31	64	374	54	215	496	2,603	1,870	1,275
Metals, unenumerated (III. L)—	Cwts.	Cwts.	Cwts.	Cwts.	Cwts.					
United Kingdom (*including* Channel Islands)	2,011	4,934	3,929	10,694	13,389	31,408	1,00,450	1,08,505	2,74,932	4,52,343
Aden and Dependencies	376	611	784	1,144	1,882	50,698	78,617	1,00,898	1,48,760	1,76,168
Bahrein Islands	..	78	165	101	206	..	9,821	14,493	13,392	23,460
Ceylon (*excluding* Maldives)	317	438	604	296	122	23,342	34,889	51,574	27,534	16,137
Straits Settlements	425	377	375	549	780	28,435	35,153	34,834	47,848	85,397
Union of South Africa	72	105	255	220	211	8,729	12,837	28,938	25,673	22,879
Zanzibar and Pemba	55	47	54	42	45	7,104	5,829	6,362	4,646	4,916
Anglo-Egyptian Sudan	140	572	973	903	1,868	17,002	73,887	1,13,671	1,22,230	1,80,992
Mauritius and Dependencies	60	182	150	160	322	7,454	22,826	18,618	19,716	20,215
Other British Possessions	375	127	49	96	128	14,460	6,133	4,982	9,016	12,575
TOTAL BRITISH EMPIRE	3,831	7,469	6,338	14,295	18,398	2,38,632	4,77,892	4,82,360	6,88,747	10,04,077
Germany	1,716	5,845	5,256	8,454	4,150	48,873	1,20,630	1,22,532	93,810	1,18,534
Netherlands	..	115	1,300	..	316	..	1,900	20,000	..	8,080
Belgium	4	200	545	..	913	89	7,600	10,691	..	23,504
France	..	50	..	..	..	..	6,528	..	..	..
Italy (*including* Fiume)	2,804	700	..	129	..	1,61,480	35,000	..	3,483	.
Maskat Territory and Trucial Oman	87	138	120	95	87	5,105	9,934	15,840	12,626	10,239

No. 12—*continued*

ARTICLES, AND COUNTRIES OF FINAL DESTINATION; ALSO SHARE OF EACH PROVINCE	QUANTITY					VALUE				
	1932-33	1933-34	1934-35	1935-36	1936-37	1932-33	1933-34	1934-35	1935-36	1936-37
Metals and Ores—*continued*						R	R	R	R	R
Metals, unenumerated (III. L)—*continued*	Cwts.	Cwts.	Cwts.	Cwts.	Cwts.					
Other Native States in Arabia	109	128	345	414	702	13,331	14,809	34,204	53,261	83,136
Iraq	534	932	1,268	1,255	1,787	73,894	1,26,181	1,73,775	1,63,502	1,64,659
Iran	152	240	655	418	115	14,524	29,774	55,942	52,574	10,261
Siam	121	115	188	83	144	13,681	13,364	19,438	8,431	16,566
Japan	635	1,271	16,777	18,309	5,084	83,998	10,291	5,02,308	5,47,535	1,62,881
China (exclusive of Hong-kong and Macão)	15	173	..	..	..	1,270	7,851	..	..	..
Portuguese East Africa	30	52	51	55	104	4,238	6,434	6,794	6,509	12,793
Italian East Africa (Somaliland and Eritrea)	23	24	49	86	..	3,143	3,106	6,168	11,722	..
Other Foreign Countries	29	54	47	49	2	3,878	3,110	3,133	5,596	368
TOTAL FOREIGN COUNTRIES	6,209	10,032	26,601	24,347	13,404	3,76,510	3,96,512	9,70,820	9,53,549	6,06,011
Share of Bengal	*5,489*	*6,483*	*14,680*	*12,075*	*15,209*	*2,61,346*	*2,54,749*	*4,66,422*	*3,54,234*	*5,39,441*
" Bombay	*2,851*	*7,453*	*9,093*	*16,751*	*13,260*	*2,47,297*	*4,93,018*	*7,41,575*	*10,17,319*	*9,15,168*
" Sind	*373*	*1,891*	*4,967*	*5,452*	*1,613*	*26,359*	*65,619*	*1,39,612*	*1,25,262*	*51,513*
" Madras	*299*	*362*	*495*	*143*	*12*	*20,470*	*25,883*	*32,935*	*7,868*	*691*
" Burma	*603*	*1,491*	*3,699*	*4,221*	*1,703*	*39,179*	*44,135*	*72,636*	*1,19,823*	*1,03,191*
TOTAL	10,040	17,501	32,939	38,642	31,802	6,15,142	8,74,404	14,53,180	16,47,206	16,10,068
Ores, unenumerated (II. F)—	Tons	Tons	Tons	Tons	Tons					
United Kingdom (*including* Channel Islands)	..	..	..	..	..	..	..	..	..	15
TOTAL FOREIGN COUNTRIES	..	..	..	..	..	..	..	5	..	53
Share of Bengal	..	..	..	..	..	..	..	..	..	*68*
" Bombay	..	..	..	..	..	..	..	*5*	..	..
TOTAL	..	..	..	..	..	..	..	5	..	68
Total of Metals and Ores—	Tons	Tons	Tons	Tons	Tons					
United Kingdom (*including* Channel Islands)	347	488	447	951	1,274	1,73,342	2,71,710	2,26,617	4,34,398	7,43,651
Aden and Dependencies	26	37	59	85	118	60,656	83,112	1,10,742	1,59,740	2,02,508
Bahrein Islands	33	25	64	85	127	15,554	19,575	39,737	44,146	70,117
Ceylon (*excluding* Maldives)	24	42	53	36	58	27,215	45,227	64,624	38,911	34,123
Straits Settlements	65	24	28	52	65	59,103	37,743	39,290	57,629	93,721
Hongkong	17	59	..	..	..	5,361	4,814	251	..	..
Union of South Africa	4	6	12	12	58	8,729	12,367	28,950	25,598	25,230
Zanzibar and Pemba	6	6	4	7	11	10,059	9,324	9,066	7,472	10,236
Kenya Colony	25	8	16	16	45	8,831	6,194	7,868	11,506	16,009
Tanganyika Territory	3	4	10	4	16	1,498	2,874	2,452	2,888	7,165
Anglo-Egyptian Sudan	7	29	49	51	93	17,102	72,837	1,13,886	1,22,580	1,81,572
Mauritius and Dependencies	3	9	8	9	16	7,524	22,326	20,199	20,001	29,215
Seychelles	4	6	11	13	16	3,143	3,619	4,949	5,208	7,746
Other British Possessions	1	1	25	4	9	2,681	1,823	3,699	6,074	14,083
TOTAL BRITISH EMPIRE	565	744	787	1,325	1,906	4,00,798	5,94,465	6,77,530	9,36,146	14,35,424
Germany	86	408	590	256	469	49,103	1,30,810	2,23,216	1,40,701	1,85,043
Netherlands	..	17	71	6	52	4	4,720	21,431	1,900	20,173
Belgium	7	27	28	92	154	1,460	8,869	11,241	34,203	48,317
France	..	4	..	..	..	100	9,748	..	..	..
Italy (*including* Fiume)	10,501	10,522	2,660	3,219	..	3,78,373	2,87,426	79,253	93,866	100
Austria	..	7	..	..	..	..	6,700	..	..	..
Yugo-Slavia (Kingdom of the Serbs, Croats and Slovenes)	..	..	..	383	500	..	..	..	10,920	10,000
Muskat Territory and Trucial Oman	49	60	89	87	74	20,561	25,791	41,253	35,004	35,782
Other Native States in Arabia	53	82	59	48	70	30,654	44,025	1,08,122	92,572	1,33,075

No. 12—*continued*

ARTICLES, AND COUNTRIES OF FINAL DESTINATION; ALSO SHARE OF EACH PROVINCE	QUANTITY					VALUE				
	1932-33	1933-34	1934-35	1935-36	1936-37	1932-33	1933-34	1934-35	1935-36	1936-37
Metals and Ores—*concluded* ***Total of Metals and Ores*—continued**	Tons	Tons	Tons	Tons	Tons	R	R	R	R	R
Iraq	67	178	155	162	181	1,00,439	1,54,337	2,00,295	1,93,145	1,99,920
Iran	59	76	246	400	144	54,741	75,572	1,80,244	2,81,018	1,09,742
Siam	6	6	9	4	8	13,681	13,500	19,712	8,656	17,686
Java	..	..	..	2	..	782	..	..	5,585	368
Japan	45,223	57,106	42,225	30,085	64,196	7,07,192	12,48,984	14,19,705	12,56,389	19,25,978
China (*exclusive of Hongkong and Macão*)	1	9	22	..	..	1,720	7,851	5,238	5	19
Portuguese East Africa	4	20	8	8	7	5,494	9,200	6,844	6,814	14,332
Italian East Africa (Somaliland and Eritrea)	2	..	4	4	..	4,057	..	7,528	11,722	..
Other Foreign Countries	8	5	13	8	2	16,409	10,136	10,268	7,228	1,765
TOTAL FOREIGN COUNTRIES	56,366	68,472	46,173	34,764	65,366	14,74,777	20,22,668	23,34,440	21,79,681	27,02,795
Share of Bengal	*398*	*600*	*1,212*	*707*	*1,428*	*3,03,924*	*2,82,013*	*5,45,552*	*4,03,330*	*3,03,217*
„ *Bombay*	*30,493*	*44,705*	*26,996*	*24,160*	*42,523*	*9,65,537*	*16,99,976*	*18,11,793*	*21,30,284*	*26,34,623*
„ *Sind*	*13,159*	*11,875*	*7,022*	*2,561*	*15,769*	*2,64,538*	*3,33,770*	*3,47,514*	*2,35,262*	*4,17,121*
„ *Madras*	*4,960*	*1,916*	*1,168*	*1,157*	*57*	*1,49,412*	*81,315*	*70,421*	*84,967*	*20,633*
„ *Burma*	*7,894*	*10,120*	*10,562*	*7,204*	*7,965*	*1,89,164*	*2,30,059*	*2,76,390*	*2,61,484*	*2,66,625*
TOTAL	56,031	69,216	46,960	36,089	67,772	18,75,575	26,27,133	30,11,970	31,15,827	41,41,219
Oils—										
***Animal* (*II. G*)—**	Gals.	Gals.	Gals.	Gals.	Gals.					
TOTAL BRITISH EMPIRE	17	3,424	1,806	..	10	39	5,020	2,615	..	20
TOTAL FOREIGN COUNTRIES	..	2,859	148	392	..	..	2,914	230	417	..
Share of Bengal	..	*3,881*	*3*	..	*10*	..	*4,514*	*30*	..	*26*
„ *Bombay*	*17*	*2,402*	*1,827*	*168*	..	*39*	*4,320*	*2,615*	*185*	..
„ *Sind*	..	..	*124*	*224*	..	..	..	*200*	*232*	..
TOTAL	17	6,283	1,954	392	10	39	8,834	2,845	417	20
***Essential* (*II. G*)—**	Gals.	Gals.	Gals.	Gals.	Gals.					
Tanganyika Territory	..	..	182	..	..	..	..	5,500	..	..
Anglo-Egyptian Sudan	92	275	386	1,026	898	4,550	6,720	14,400	20,910	19,380
Other British Possessions	202	61	425	131	154	5,028	2,029	1,785	1,300	1,682
TOTAL BRITISH EMPIRE	294	336	993	1,157	1,052	9,578	8,749	21,685	22,210	21,062
TOTAL FOREIGN COUNTRIES	30	50	79	19	144	2,138	960	2,694	1,400	3,976
Share of Bengal	..	..	*23*	*64*	*50*	..	..	*2,194*	*720*	*972*
„ *Bombay*	*324*	*378*	*659*	*1,091*	*1,069*	*11,716*	*9,365*	*21,330*	*21,545*	*23,705*
„ *Sind*	..	*8*	*47*	*18*	*8*	..	*324*	*310*	*1,200*	*110*
„ *Madras*	..	..	..	..	*75*	..	..	..	..	*261*
„ *Burma*	..	..	*346*	*3*	..	..	..	*545*	*45*	..
TOTAL	324	386	1,075	1,176	1,196	11,716	9,709	24,379	23,510	25,038
***Mineral*—** Kerosene (II. G)—	Gals.	Gals.	Gals.	Gals.	Gals.					
Maldives	..		83,574	40,400	..	..	..	42,020	29,981	..
Other British Possessions	..	375	7,900	4	278	..	2,062	4,981	2	350
TOTAL BRITISH EMPIRE	..	375	91,474	40,404	278	..	2,062	47,001	29,983	350
Masyat Territory and Trucial Oman	848	..	21,876	1,400	..	536	..	11,013	697	..
Other Foreign Countries	24	351	20	125	99	21	177	12	110	67
TOTAL FOREIGN COUNTRIES	872	351	21,896	1,525	99	557	177	11,025	807	67

No. 12—*continued*

ARTICLES, AND COUNTRIES OF FINAL DESTINATION; ALSO SHARE OF EACH PROVINCE	QUANTITY					VALUE				
	1932-33	1933-34	1934-35	1935-36	1936-37	1932-33	1933-34	1934-35	1935-36	1936-37
						R	R	R	R	R
Oils—*continued*										
Mineral—continued										
Kerosene (II. G)—*continued*	Gals.	Gals.	Gals.	Gals.	Gals.					
Share of Bengal	..	*376*	..	*101*	*10*	..	*2,062*	..	*95*	*17*
" *Bombay*	*24*	*351*	*7,880*	*12*	*291*	*21*	*177*	*4,964*	*6*	*345*
" *Sind*	*348*	..	*105,458*	*47,816*	*12*	*536*	..	*53,939*	*30,689*	*6*
" *Burma*	..	..	*32*	..	*64*	..	..	*23*	..	*49*
TOTAL	872	726	113,370	47,929	377	557	2,239	58,926	30,790	417
Other kinds (II. G)—	Gals.	Gals.	Gals.	Gals.	Gals.					
United Kingdom (*including* Channel Islands)	273,392	50,732	1,102	1,418	1,456	64,346	11,347	439	2,448	1,665
Bahrein Islands	9,074	3,924	1,529	1,490	3,128	11,843	3,870	1,843	2,161	5,539
Ceylon (*excluding* Maldives)	12,993	8,661	20,522	4,394	3,410	23,302	16,843	27,730	6,073	6,241
Straits Settlements	8,113	881	797	372	5,040	7,594	3,391	1,053	874	2,950
Commonwealth of Australia	157,883	..	..	..	636	30,019	..	..	..	1,179
Other British Possessions	30,029	758	792	1,119	609	11,330	2,725	1,220	1,925	1,343
TOTAL BRITISH EMPIRE	491,384	64,956	24,742	8,793	14,279	1,48,423	38,176	32,285	13,479	18,917
Italy (*including* Fiume)	570,164	438,753	38	..	..	1,03,974	79,286	245	..	..
Iraq	20,139	38,793	28,404	12,297	1,988	57,470	93,057	71,896	27,710	5,020
Iran	11,367	35,003	17,544	5,877	3,068	37,938	64,079	47,915	11,542	4,696
Japan	..	680	200	8,123	..	..	900	107	16,005	..
United States of America—The Atlantic Coast	26	588,565	59	720	351	38	1,03,560	68	2,153	713
" Pacific "	281,264	..	..	7	..	49,555	..	..	86	..
Argentine Republic (*including* the Atlantic Coast of Patagonia)	..	178,971	..	..	..	..	34,875	..	..	..
Other Foreign Countries	12,769	2,084	1,928	4,091	1,802	8,708	3,313	3,547	7,633	3,940
TOTAL FOREIGN COUNTRIES	895,729	1,282,849	48,173	31,115	7,209	2,57,683	3,79,070	1,23,778	65,129	14,369
Share of Bengal	*9,398*	*2,558*	*2,672*	*9,254*	*1,443*	*13,775*	*6,997*	*5,830*	*18,826*	*1,446*
" *Bombay*	*1,366,447*	*1,114,537*	*55,617*	*26,311*	*13,111*	*3,76,058*	*3,62,197*	*1,23,259*	*51,661*	*25,728*
" *Sind*	*6,578*	*230,177*	*13,296*	*2,537*	*2,197*	*7,459*	*46,189*	*20,091*	*4,224*	*3,736*
" *Madras*	*3,077*	*228*	*1,098*	*1,104*	*3,770*	*4,327*	*417*	*1,447*	*2,572*	*2,059*
" *Burma*	*1,618*	*310*	*232*	*702*	*967*	*4,487*	*1,446*	*436*	*1,325*	*317*
TOTAL	1,387,113	1,347,805	72,915	39,908	21,488	4,06,106	4,17,246	1,56,063	78,608	33,286
	Gals.	Gals.	Gals.	Gals.	Gals.					
Total Mineral Oils	1,387,985	1,348,531	186,285	87,837	21,865	4,06,663	4,19,485	2,14,939	1,09,393	33,703
Vegetable, non-essential—										
Linseed (II. G.)—	Gals.	Gals.	Gals.	Gals.	Gals.					
TOTAL BRITISH EMPIRE	628	369	373	506	891	2,009	902	1,393	1,559	1,649

No. 12—*continued*

ARTICLES, AND COUNTRIES OF FINAL DESTINATION; ALSO SHARE OF EACH PROVINCE	QUANTITY					VALUE				
	1932-33	1933-34	1934-35	1935-36	1936-37	1932-33	1933-34	1934-35	1935-36	1936-37
						R	R	R	R	R
Oils—*continued*										
Vegetable, non-essential—continued										
Linseed (H. S.)—*continued*	Gals.	Gals.	Gals.	Gals.	Gals.					
TOTAL FOREIGN COUNTRIES	338	1,205	270	389	271	1,030	3,141	806	736	503
Share of Bengal	..	..	..	..	*429*	..	..	..	..	*564*
„ *Bombay*	*845*	*1,478*	*562*	*758*	*669*	*2,656*	*3,809*	*1,946*	*2,052*	*1,529*
„ *Sind*	*116*	*102*	*91*	*92*	*49*	*363*	*234*	*253*	*242*	*94*
„ *Burma*	..	..	..	..	*15*	..	..	..	..	*30*
TOTAL	961	1,574	643	845	1,162	3,039	4,043	2,199	2,295	2,217
Other sorts (H. S.)—	Gals.	Gals.	Gals.	Gals.	Gals.					
United Kingdom (*including* Channel Islands)	..	..	129	8,911	8,644	..	..	1,121	11,238	6,700
Other British Possessions	..	351	528	8	204	..	768	1,196	20	1,470
TOTAL BRITISH EMPIRE	..	351	657	8,919	8,848	..	783	2,317	11,258	8,170
TOTAL FOREIGN COUNTRIES	10	15	62	27	..	30	371	104	50	..
Share of Bengal	..	*3*	*114*	..	*12*	..	*60*	*1,101*	..	*270*
„ *Bombay*	*10*	*308*	*480*	*8,927*	*8,836*	*30*	*745*	*1,090*	*11,222*	*7,900*
„ *Sind*	..	..	*125*	..	..	..	..	*230*	..	..
„ *Burma*	..	*56*	..	*19*	..	..	*349*	..	*36*	..
TOTAL	10	366	719	8,946	8,848	30	1,154	2,421	11,308	8,170
Total of Vegetable, non-essential	Gals. 971	Gals. 1,940	Gals. 1,362	Gals. 9,791	Gals. 5,010	3,069	5,197	4,620	13,603	10,387
Total of Oils—	Gals.	Gals.	Gals.	Gals.	Gals.					
United Kingdom (*including* Channel Islands)	278,472	50,740	3,162	10,332	5,129	68,846	11,671	4,876	13,729	9,435
Aden and Dependencies	665	3,397	890	..	87	1,600	6,543	996	..	477
Bahrein Islands	9,370	2,584	1,761	1,371	3,149	13,015	5,019	2,527	2,540	5,581
Ceylon (*excluding* Maldives)	13,149	3,974	20,648	4,814	3,451	23,826	17,942	28,800	7,343	6,364
Maldives	24	..	93,574	47,048	..	100	..	42,920	31,155	..
Straits Settlements	3,113	1,338	1,171	376	5,511	7,594	5,558	1,898	876	8,596
Tanganyika Territory	48	128	182	128	90	40	105	5,500	250	470
Anglo-Egyptian Sudan	142	275	386	1,026	1,090	4,780	6,720	14,400	20,910	20,580
Seychelles	266	132	3,053	187	329	885	325	5,550	850	701
Commonwealth of Australia	157,883	..	..	..	911	80,019	..	..	..	1,632
Other British Possessions	29,191	1,253	721	287	611	9,394	2,709	1,229	836	1,332
TOTAL BRITISH EMPIRE	492,318	69,811	120,048	65,779	20,358	1,60,949	56,592	1,08,196	78,489	50,168
Italy (*including* Fiume)	570,164	438,753	38	..	..	1,03,974	79,286	245	..	..
Maskat Territory and Trucial Oman	1,600	882	23,041	3,141	1,157	2,015	1,014	12,811	2,754	3,960
Iraq	20,164	89,555	23,441	12,298	2,084	57,567	94,866	71,946	27,810	5,210
Iran	11,444	35,856	17,725	6,021	3,214	38,134	65,151	48,444	11,750	5,026

No. 12—*continued*

ARTICLES, AND COUNTRIES OF FINAL DESTINATION; ALSO SHARE OF EACH PROVINCE	QUANTITY					VALUE				
	1932-33	1933-34	1934-35	1935-36	1936-37	1932-33	1933-34	1934-35	1935-36	1936-37
						R	R	R	R	R
Oils—*concluded*	Gals.	Gals.	Gals.	Gals.	Gals.					
Total of Oils—continued										
Japan	..	3,705	200	8,128	..	..	2,964	107	16,005	..
United States of America—Its Atlantic Coast	34	588,565	59	600	386	43	1,03,560	68	2,233	721
„ Pacific „	281,264	..	..	7	..	49,555	..	..	86	..
Argentine Republic (*including* the Atlantic Coast of Patagonia)	..	178,971	..	..	..	..	34,875	..	..	..
Other Foreign Countries	12,309	1,482	1,124	3,027	882	10,150	3,917	5,016	7,901	5,053
TOTAL FOREIGN COUNTRIES	896,979	1,287,329	70,628	33,417	7,723	2,61,488	3,86,633	1,28,637	68,589	18,950
Share of Bengal	*9,398*	*6,319*	*2,818*	*9,419*	*1,564*	*18,775*	*23,018*	*9,165*	*19,641*	*3,119*
„ *Bombay*	*1,367,667*	*1,119,448*	*67,015*	*37,262*	*18,976*	*3,90,550*	*3,71,472*	*1,60,204*	*86,671*	*39,207*
„ *Sind*	*7,537*	*230,287*	*119,141*	*50,687*	*2,260*	*3,348*	*46,423*	*76,623*	*36,688*	*3,946*
„ *Madras*	*3,077*	*228*	*1,098*	*1,104*	*3,845*	*4,227*	*417*	*1,447*	*2,572*	*3,310*
„ *Burma*	*1,618*	*865*	*619*	*724*	*1,046*	*4,437*	*1,395*	*1,004*	*1,456*	*396*
TOTAL	1,389,297	1,357,140	190,676	99,196	28,081	4,21,487	4,43,225	2,46,833	1,47,028	69,148
OIL, FUEL, shipped for the use of steamers, etc., engaged in the foreign trade* —	Gallons	Gallons	Gallons	Gallons	Gallons					
Share of Bengal	..	*544,623*	*964,742*	*501,820*	*1,057,147*	—	—	—	—	—
„ *Bombay*	*10,455,284*	*8,473,610*	*7,128,278*	*8,231,621*	*8,697,427*	—	—	—	—	—
„ *Sind*	*630,333*	*1,066,894*	*416,871*	*345,316*	*396,176*	—	—	—	—	—
„ *Madras*	*413,516*	*3,917,204*	*5,647,131*	*3,933,179*	*4,799,134*	—	—	—	—	—
„ *Burma*	..	*238,903*	*32,281*	..	*7,775*	—	—	—	—	—
TOTAL	11,529,113	14,236,289	14,189,303	13,112,136	14,987,707	—	—	—	—	—
OIL, Lubricating, shipped in aircrafts for consumption during the outward journey †(*a*)—		Gallons.	Gallons.	Gallons.	Gallons.					
Share of Sind	—	*58*	*416*	*1,367*	*940*	—	—	—	—	—
„ *Madras*	—	..	..	*2*	*6*	—	—	—	—	—
„ *Burma*	—	*366*	*1,269*	*1,660*	*2,108*	—	—	—	—	—
TOTAL	—	424	1,685	3,029	3,054	—	—	—	—	—
Oil-cloth and Floor-cloth (III. U)—	Sq. yards	Sq. yards	Sq. yards	Sq. yards	Sq. yards					
TOTAL BRITISH EMPIRE	2,435	1,322	576	1,722	727	1,905	1,250	675	1,870	893
TOTAL FOREIGN COUNTRIES	3,289	2,253	1,267	16	63	1,900	2,287	1,150	10	50
Share of Bengal	..	*2,098*	..	..	..	..	*2,108*	..	..	..
„ *Bombay*	*5,724*	*1,468*	*1,843*	*1,682*	*640*	*3,595*	*1,444*	*1,825*	*1,330*	*743*
„ *Sind*	..	*9*	..	*56*	*150*	..	*30*	..	*50*	*200*
TOTAL	5,724	3,575	1,843	1,738	790	3,895	3,577	1,825	1,380	943
Paints and Colours (III. E)—	Cwts.	Cwts.	Cwts.	Cwts.	Cwts.					
United Kingdom (*including* Channel Islands)	476	51	193	84	204	20,562	3,709	7,686	8,082	15,404
Aden and Dependencies	38	29	48	36	59	3,853	2,058	3,471	3,465	5,573
Ceylon (*excluding* Maldives)	65	62	110	124	219	5,189	4,618	6,171	5,719	10,667
Straits Settlements	94	108	63	115	335	5,027	5,842	3,126	5,018	10,529
Kenya Colony	102	55	7	10	52	8,497	2,542	800	685	3,713
Other British Possessions	118	73	60	151	277	5,076	4,588	4,059	6,591	14,580
TOTAL BRITISH EMPIRE	893	378	481	520	1,146	49,954	23,357	25,413	35,405	60,466
Muskat Territory and Trucial Oman	51	59	70	75	48	5,263	6,069	9,113	6,814	4,213
Other Native States in Arabia	238	178	140	197	156	34,087	24,702	21,176	29,468	24,230
Iran	169	271	140	171	24	9,295	17,625	9,519	9,661	778
Portuguese East Africa	116	83	49	68	80	7,705	6,823	4,670	4,135	2,099
Other Foreign Countries	288	169	244	212	199	7,633	10,196	9,211	9,819	7,087
TOTAL FOREIGN COUNTRIES	862	760	643	718	457	63,978	64,915	53,689	59,422	38,407

* Oil fuel shipped for the use of steamers, etc., is not re-exports in the ordinary acceptation of the term and the value thereof is, accordingly, not included in these Accounts.
† Oil, lubricating, shipped in aircrafts, is not re-exports in the ordinary acceptation of the term and the value thereof is, accordingly, not included in these Accounts.
(*a*) Separately recorded from September, 1933.

No. 12—*continued*

ARTICLES, AND COUNTRIES OF FINAL DESTINATION; ALSO SHARE OF EACH PROVINCE	QUANTITY					VALUE				
	1932-33	1933-34	1934-35	1935-36	1936-37	1932-33	1933-34	1934-35	1935-36	1936-37
Paints and Colours (III. E)—*continued*	Cwts.	Cwts.	Cwts.	Cwts.	Cwts.	R	R	R	R	R
Share of Bengal	*223*	*169*	*153*	*234*	*639*	*13,437*	*12,912*	*8,999*	*10,201*	*26,655*
„ *Bombay*	*1,357*	*876*	*755*	*876*	*914*	*90,801*	*71,488*	*62,662*	*68,080*	*70,509*
„ *Sind*	*76*	*70*	*202*	*71*	*23*	*3,590*	*2,551*	*6,455*	*3,738*	*771*
„ *Madras*	*88*	*11*	*9*	*8*	*18*	*1,198*	*760*	*73*	*657*	*594*
„ *Burma*	*72*	*18*	*13*	*49*	*9*	*4,901*	*566*	*913*	*2,151*	*254*
TOTAL	1,755	1,138	1,124	1,238	1,603	1,13,927	88,272	79,102	84,827	98,873
Paper and Pasteboard—										
Paper—										
Printing paper (III. M)—	Cwts.	Cwts.	Cwts.	Cwts.	Cwts.					
TOTAL BRITISH EMPIRE	349	50	20	40	38	7,868	465	560	1,177	840
Norway	5	..	..	..	968	52	..	..	..	7,850
Other Foreign Countries	4	43	8	425	43	50	870	120	5,349	2,710
TOTAL FOREIGN COUNTRIES	9	43	8	425	1,011	102	870	120	5,349	10,560
Share of Bengal	*226*	..	*20*	..	*1*	*4,803*	..	*560*	..	*109*
„ *Bombay*	*132*	*63*	*8*	*441*	*1,048*	*3,162*	*1,335*	*120*	*5,739*	*11,291*
„ *Madras*	..	..	..	*24*	..	..	..	..	*787*	..
TOTAL	358	63	28	465	1,049	7,965	1,335	680	6,526	11,400
Writing paper and envelopes (III. M)—										
TOTAL BRITISH EMPIRE	—	—	—	—	—	8,662	8,791	4,902	3,715	4,788
Iran	—	—	—	—	—	7,809	16,281	7,060	5,300	1,289
Other Foreign Countries	—	—	—	—	—	3,283	2,766	2,095	2,151	2,039
TOTAL FOREIGN COUNTRIES	—	—	—	—	—	11,092	19,047	9,155	7,451	3,328
Share of Bengal	—	—	—	—	—	*100*	..	..	..	..
„ *Bombay*	—	—	—	—	—	*17,651*	*27,008*	*13,807*	*10,387*	*7,101*
„ *Sind*	—	—	—	—	—	*1,993*	*830*	*310*	*396*	*1,015*
„ *Madras*	—	—	—	—	—	..	..	..	*383*	..
TOTAL	—	—	—	—	—	19,754	27,838	14,117	11,166	8,116
Other kinds of paper (including paper manufactures) (III. M)—	Cwts.	Cwts.	Cwts.	Cwts.	Cwts.					
United Kingdom (*including* Channel Islands)	90	30	61	2	103	9,415	2,053	2,501	249	7,353
Ceylon (*excluding* Maldives)	141	58	68	673	440	3,620	2,424	1,219	12,488	7,538
Other British Possessions	409	160	236	172	279	5,762	4,627	3,990	4,647	7,090
TOTAL BRITISH EMPIRE	640	254	365	847	822	18,797	9,104	7,710	17,379	21,981
Iran	88	96	161	421	8	997	966	1,051	5,585	100
Other Foreign Countries	913	965	630	655	469	13,680	13,102	6,460	9,643	7,387
TOTAL FOREIGN COUNTRIES	1,001	1,061	791	1,076	477	14,677	14,068	8,411	15,228	7,487

No. 12—*continued*

ARTICLES, AND COUNTRIES OF FINAL DESTINATION; ALSO SHARE OF EACH PROVINCE	QUANTITY					VALUE				
	1932-33	1933-34	1934-35	1935-36	1936-37	1932-33	1933-34	1934-35	1935-36	1936-37
						R	R	R	R	R
Paper and Pasteboard—*continued*										
Paper—*continued*										
Other kinds of paper (including paper manufactures) (III. M)—contd.	Cwts.	Cwts.	Cwts.	Cwts.	Cwts.					
Share of Bengal	*58*	*59*	*63*	*489*	*255*	*4,445*	*4,762*	*1,858*	*9,030*	*5,768*
" *Bombay*	*1,302*	*901*	*359*	*1,096*	*659*	*27,296*	*14,386*	*12,593*	*20,954*	*15,117*
" *Sind*	*275*	*337*	*228*	*314*	*166*	*1,556*	*2,169*	*1,440*	*1,770*	*2,501*
" *Madras*	*4*	*15*	..	*19*	*173*	*127*	*623*	..	*648*	*4,739*
" *Burma*	*2*	*3*	*1*	*5*	*46*	*50*	*732*	*300*	*205*	*1,345*
TOTAL	1,641	1,315	1,156	1,9 3	1,299	33,474	23,172	16,121	32,607	29,468
Pasteboard, millboard and cardboard of all kinds (III. M)—	Cwts.	Cwts.	Cwts.	Cwts.	Cwts.					
TOTAL BRITISH EMPIRE	176	197	173	122	99	3,371	6,788	3,756	3,537	1,961
TOTAL FOREIGN COUNTRIES	267	47	36	12	14	2,851	410	700	335	85
Share of Bengal	*7*	..	*52*	..	..	*275*	..	*700*	*15*	..
" *Bombay*	*436*	*140*	*110*	*109*	*83*	*5,947*	*2,989*	*1,465*	*2,914*	*605*
" *Sind*	..	*3*	..	*3*	..	..	*40*	..	*35*	..
" *Madras*	..	*101*	*47*	*22*	*30*	..	*4,169*	*2,291*	*903*	*1,441*
TOTAL	443	244	209	134	113	6,222	7,198	4,456	3,872	2,046
Total of Paper and Pasteboard	—	—	—	—	—	67,415	59,543	35,374	54,171	51,030
Perfumery (*not being perfumed spirits*) **(III. U)**—										
Aden and Dependencies	—	—	—	—	—	10,108	12,408	9,668	6,926	11,209
Ceylon (*excluding* Maldives)	—	—	—	—	—	3,347	5,225	4,300	2,848	4,775
Straits Settlements	—	—	—	—	—	..	..	2	325	6,245
Other British Possessions	—	—	—	—	—	7,744	6,664	8,180	8,746	6,253
TOTAL BRITISH EMPIRE	—	—	—	—	—	21,199	24,297	22,150	18,845	28,482
France	—	—	—	—	—	15,095	3,000	..	3,000	1,315
Egypt	—	—	—	—	—	..	..	1,810	125	13,605
Other Foreign Countries	—	—	—	—	—	12,404	6,205	7,652	6,078	5,452
TOTAL FOREIGN COUNTRIES	—	—	—	—	—	27,499	9,205	9,462	9,203	20,372
Share of Bengal	—	—	—	—	—	*1,663*	*145*	*1,690*	..	*396*
" *Bombay*	—	—	—	—	—	*46,334*	*31,621*	*29,004*	*25,617*	*48,162*
" *Sind*	—	—	—	—	—	*350*	*300*	*400*	..	*298*
" *Madras*	—	—	—	—	—	*351*	*1,436*	*518*	*2,431*	..
TOTAL	—	—	—	—	—	48,698	33,502	31,612	28,048	48,854
itch, Tar and Dammer (III. U)—	Cwts.	Cwts.	Cwts.	Cwts.	Cwts.					
TOTAL BRITISH EMPIRE	44	295	40	136	147	670	4,058	522	1,578	1,391
TOTAL FOREIGN COUNTRIES	299	359	298	260	268	2,805	2,896	2,369	2,905	2,185

No. 12—*continued*

ARTICLES, AND COUNTRIES OF FINAL DESTINATION; ALSO SHARE OF EACH PROVINCE	QUANTITY					VALUE				
	1932-33	1933-34	1934-35	1935-36	1936-37	1932-33	1933-34	1934-35	1935-36	1936-37
Pitch, Tar and Dammer (III. U)—*continued*	Cwts.	Cwts.	Cwts.	Cwts.	Cwts.	R	R	R	R	R
Share of Bengal	*3*	..	..	..	*1*	*26*	..	..	..	*11*
„ *Bombay*	*268*	*607*	*308*	*363*	*364*	*2,936*	*7,537*	*2,678*	*4,242*	*3,353*
„ *Sind*	*72*	*47*	*28*	*33*	*45*	*519*	*317*	*197*	*241*	*212*
„ *Madras*	..	..	*2*	..	..	..	..	*16*	..	..
TOTAL	343	654	338	396	410	3,475	7,854	2,891	4,483	3,576
Precious stones and Pearls, unset (II. B)—										
United Kingdom (*including* Channel Islands)	—	—	—	—	—	..	..	13,000	..	..
Bahrein Islands	—	—	—	—	—	28,000	56,800	43,500	88,100	28,000
Other British Possessions	—	—	—	—	—	1,060	5,565	4,000	5,500	350
TOTAL BRITISH EMPIRE	—	—	—	—	—	29,060	62,365	60,500	93,600	28,350
Germany	—	—	—	—	—	..	..	350	..	10,700
France	—	—	—	—	—	..	..	..	26,500	..
Muskat Territory and Trucial Oman	—	—	—	—	—	74,100	66,600	78,488	41,200	39,200
Other Native States in Arabia	—	—	—	—	—	5,000	15,000	10,100	5,000	6,000
Other Foreign Countries	—	—	—	—	—	500	70	250	..	..
TOTAL FOREIGN COUNTRIES	—	—	—	—	—	79,600	81,670	89,188	72,700	55,900
Share of Bengal	—	—	—	—	—	..	*2,315*	..	..	..
„ *Bombay*	—	—	—	—	—	*1,08,660*	*1,16,480*	*94,350*	*85,000*	*60,050*
„ *Sind*	—	—	—	—	—	..	*25,270*	*54,838*	*75,800*	*24,200*
„ *Burma*	—	—	—	—	—	..	..	—	*6,500*	..
TOTAL	—	—	—	—	—	1,08,660	1,44,035	1,49,688	1,66,300	84,250
Printing and Lithographing machinery and materials (*excluding* paper) (III. U)—										
United Kingdom (*including* Channel Islands)	—	—	—	—	—	24,049	24,640	27,460	14,389	35,734
Other British Possessions	—	—	—	—	—	5,387	2,740	6,237	1,497	2,816
TOTAL BRITISH EMPIRE	—	—	—	—	—	29,436	27,380	33,697	15,886	38,550
Germany	—	—	—	—	—	7,477	1,182	2,619	2,653	1,657
Italy (*including* Fiume)	—	—	—	—	—	..	..	6,000	..	4,000
United States of America—Fid Atlantic Coast	—	—	—	—	—	901	1,800	10,695	2,339	586
Other Foreign Countries	—	—	—	—	—	1,070	1,452	350	4,341	1,875
TOTAL FOREIGN COUNTRIES	—	—	—	—	—	9,448	4,384	19,664	9,333	8,118
Share of Bengal	—	—	—	—	—	*56,364*	*6,566*	*22,661*	*14,863*	*10,084*
„ *Bombay*	—	—	—	—	—	*27,536*	*14,636*	*21,030*	*7,270*	*26,756*
„ *Sind*	—	—	—	—	—	*10,635*	*3,423*	*1,375*	*710*	*5,939*
„ *Madras*	—	—	—	—	—	*4,054*	*1,923*	*8,020*	*2,376*	*3,042*
„ *Burma*	—	—	—	—	—	*305*	*4,806*	*366*	..	*347*
TOTAL	—	—	—	—	—	98,884	31,764	53,861	25,219	46,668
Prints, Engravings, and Pictures (III. U)—										
United Kingdom (*including* Channel Islands)	—	—	—	—	—	26,947	37,393	17,520	15,480	13,647
Other British Possessions	—	—	—	—	—	1,060	8,081	3,026	1,779	3,606
TOTAL BRITISH EMPIRE	—	—	—	—	—	28,007	45,474	20,546	17,259	17,253

FOREIGN MERCHANDISE

No. 12—*continued*

ARTICLES, AND COUNTRIES OF FINAL DESTINATION; ALSO SHARE OF EACH PROVINCE	QUANTITY					VALUE				
	1932-33	1933-34	1934-35	1935-36	1936-37	1932-33	1933-34	1934-35	1935-36	1936-37
						R	R	R	R	R
Prints, Engravings and Pictures (III. U)—*continued*										
TOTAL FOREIGN COUNTRIES .	—	—	—	—	—	7,663	5,499	3,030	2,491	1,365
Share of Bengal . .	—	—	—	—	—	*810*	*960*	*3,965*	*3,782*	*3,181*
,, *Bombay* . .	—	—	—	—	—	*25,840*	*40,989*	*17,252*	*11,698*	*13,764*
,, *Sind* . .	—	—	—	—	—	*1,666*	*156*	*190*	*1,928*	*436*
,, *Madras* . .	—	—	—	—	—	*7,075*	*8,826*	*856*	*1,857*	*1,228*
,, *Burma* . .	—	—	—	—	—	*529*	*5,058*	*333*	*976*	*10*
TOTAL .	—	—	—	—	—	35,670	50,973	22,576	19,750	18,618
Provisions and Oilman's stores (*including* fish and fruits and vegetables, canned or bottled) and confectionery (I. E)—	Cwts.	Cwts.	Cwts.	Cwts.	Cwts.					
United Kingdom (*including* Channel Islands) . .	391	711	261	151	50	47,109	36,001	22,006	11,767	6,342
Bahrein Islands . .	54	23	122	99	378	1,871	2,026	2,775	8,920	10,992
Ceylon (*excluding* Maldives)	41	85	318	257	87	3,934	6,012	70,652	9,669	2,818
Straits Settlements . .	38	60	109	289	12	5,065	2,072	4,554	24,810	737
Kenya Colony . . .	100	117	37	33	31	5,248	7,294	2,880	2,525	1,712
Commonwealth of Australia	..	47	76	..	27	24	5,675	6,166	69	2,255
New Zealand . . .	..	..	..	..	133	..	..	..	..	7,020
Other British Possessions .	112	79	37	62	101	9,184	1,738	3,024	2,295	5,664
TOTAL BRITISH EMPIRE .	736	1,122	950	882	819	73,433	60,819	1,11,007	55,055	38,140
Norway	2	32	79	7	8	263	2,548	6,724	855	1,006
Denmark . . .	5	114	104	108	25	414	5,431	7,694	7,404	2,889
Germany	53	..	12	16	1	7,507	12	1,141	275	67
Netherlands . . .	103	165	52	163	17	10,098	11,319	8,816	9,691	1,217
Muskat Territory and Trucial Oman	144	104	183	248	147	3,808	3,274	2,828	7,911	3,616
Other Native States in Arabia	253	146	314	296	284	4,356	2,664	6,770	6,607	8,404
Iraq	11	17	17	107	126	684	933	1,680	7,640	10,513
Java	1	9	6	187	..	100	600	247	12,987	..
Philippines . . .	187	..	..	..	..	9,719	..	..	..	..
United States of America—										
Fiji Atlantic Coast. .	..	194	1	..	..	..	7,760	15	..	5
Other Foreign Countries .	214	151	160	210	167	11,936	9,163	8,381	7,316	4,899
TOTAL FOREIGN COUNTRIES.	973	932	928	1,337	775	48,885	48,700	39,496	60,686	32,116
Share of Bengal . . .	*95*	*404*	*493*	*147*	*127*	*3,430*	*17,260*	*78,208*	*11,467*	*3,793*
,, *Bombay* . . .	*1,131*	*1,032*	*1,022*	*1,106*	*1,303*	*73,691*	*54,530*	*48,021*	*43,264*	*57,088*
,, *Sind* . . .	*107*	*312*	*227*	*261*	*53*	*18,137*	*19,176*	*16,343*	*16,352*	*4,298*
,, *Madras* . .	*57*	*28*	*90*	*264*	*21*	*4,621*	*1,746*	*7,932*	*19,479*	*1,605*
,, *Burma* . .	*259*	*268*	*46*	*451*	*30*	*16,449*	*11,818*	*4,505*	*12,129*	*3,472*
TOTAL	1,709	2,054	1,878	2,219	1,594	1,21,318	1,04,519	1,60,508	1,15,691	70,256

No. 12—*continued*

ARTICLES, AND COUNTRIES OF FINAL DESTINATION; ALSO SHARE OF EACH PROVINCE	QUANTITY					VALUE				
	1932-33	1933-34	1934-35	1935-36	1936-37	1932-33	1933-34	1934-35	1935-36	1936-37
	lbs.	lbs.	lbs.	lbs.	lbs.	R	R	R	R	R.
Rubber—										
Raw—										
United Kingdom (*including* Channel Islands)	..	..	..	..	2,102	..	..	..	..	1,200
Share of Bengal	..	..	..	..	*2,102*	..	..	..	..	*1,200*
Manufactures (III. N)—										
United Kingdom (*including* Channel Islands)	—	—	—	—	—	19,967	17,217	11,839	17,597	19,710
Bahrein Islands	—	—	—	—	—	10,903	9,813	14,241	10,794	25,448
Ceylon (*excluding* Maldives)	—	—	—	—	—	81,112	51,858	1,03,688	1,05,865	1,17,538
Straits Settlements	—	—	—	—	—	7,918	2,181	4,467	9,059	6,111
Federated Malay States	—	—	—	—	—	..	..	..	..	5,297
Union of South Africa	—	—	—	—	—	3,700	742	5,089	190	..
Other British Possessions	—	—	—	—	—	9,427	1,466	3,726	2,402	2,490
TOTAL BRITISH EMPIRE	—	—	—	—	—	1,33,027	83,277	1,43,050	2,05,907	1,76,589
Sweden	—	—	—	—	—	18,441	..	..	1,275	..
Germany	—	—	—	—	—	..	..	449	3,350	5,800
Netherlands	—	—	—	—	—	13,539	..	200	..	..
Belgium	—	—	—	—	—	46,922	10	10	60	601
France	—	—	—	—	—	44,891	50	498	..	600
Switzerland	—	—	—	—	—	16,230	..	..	..	..
Italy (*including* Fiume)	—	—	—	—	—	60,284	4,404	5	500	200
Maskat Territory and Trucial Oman	—	—	—	—	—	1,335	4,556	3,962	4,071	6,074
Iraq	—	—	—	—	—	5,98,641	10,285	15,094	10,566	17,961
Iran	—	—	—	—	—	2,62,145	34,637	41,622	31,297	2,608
Java	—	—	—	—	—	25,807	1,157	652	2,883	205
Siam	—	—	—	—	—	7,322	..	..	3,236	2,283
French Indo-China	—	—	—	—	—	6,777	..	..	..	..
Japan	—	—	—	—	—	..	3,173	..	15,271	7,200
Egypt	—	—	—	—	—	..	..	40	6,285	615
United States of America—										
Via Atlantic Coast	—	—	—	—	—	1,88,843	50,205	933	852	53,199
,, Pacific ,,	—	—	—	—	—	13,000	..	..	..	..
Other Foreign Countries	—	—	—	—	—	15,570	6,038	5,257	282	5,019
TOTAL FOREIGN COUNTRIES	—	—	—	—	—	13,24,727	1,14,515	68,722	80,828	1,02,365
Share of Bengal	—	—	—	—	—	*42,086*	*4,196*	*7,924*	*11,676*	*5,352*
,, *Bombay*	—	—	—	—	—	*1,95,778*	*1,03,745*	*1,00,177*	*1,32,743*	*1,62,052*
,, *Sind*	—	—	—	—	—	*11,77,151*	*61,136*	*73,335*	*72,622*	*92,381*
,, *Madras*	—	—	—	—	—	*37,815*	*20,213*	*24,469*	*57,047*	*13,856*
,, *Burma*	—	—	—	—	—	*3,924*	*3,502*	*5,867*	*12,647*	*5,314*
TOTAL	—	—	—	—	—	14,57,754	1,97,792	2,11,772	2,86,735	2,78,954
Salt (I. I)—	Tons	Tons	Tons	Tons	Tons					
TOTAL BRITISH EMPIRE	37	..	1	..	..	681	52	80	..	..
TOTAL FOREIGN COUNTRIES	..	..	..	..	..	..	12	10	..	..
Share of Bengal	..	..	*1*	..	..	..	*52*	*65*	..	..
,, *Bombay*	*1*	..	..	..	..	*130*	*12*	*25*	..	..
,, *Burma*	*36*	..	..	..	..	*551*	..	..	..	..
TOTAL	37	..	1	..	..	681	64	90	..	..

FOREIGN MERCHANDISE

No. 12—*continued*

ARTICLES, AND COUNTRIES OF FINAL DESTINATION; ALSO SHARE OF EACH PROVINCE	QUANTITY					VALUE				
	1932-33	1933-34	1934-35	1935-36	1936-37	1932-33	1933-34	1934-35	1935-36	1936-37
						R	R	R	R	R
Seeds (II, K)—	Tons	Tons	Tons	Tons	Tons					
Ceylon (*excluding* Maldives)	13	23	23	10	13	6,310	8,770	9,399	2,069	2,800
Straits Settlements	26	41	87	44	81	6,108	13,487	24,085	7,145	17,950
Other British Possessions	7	11	14	3	11	2,693	3,823	6,959	2,120	4,083
TOTAL BRITISH EMPIRE	46	75	124	57	105	15,111	26,080	41,243	11,334	24,833
Germany	42	1	..	12	92	12,750	1,630	..	4,235	8,500
Maskat Territory and Trucial Oman	22	9	..	..	11	11,078	2,811	..	..	3,705
Egypt	5	12	12	1	—	3,215	4,880	5,686	148	..
Other Foreign Countries	12	8	4	3	21	7,533	2,431	6,223	2,068	4,121
TOTAL FOREIGN COUNTRIES	82	31	16	16	124	34,571	11,752	11,911	7,401	16,326
Share of Bengal	..	..	..	..	..	*551*	*436*	*699*	*243*	*350*
„ *Bombay*	*128*	*106*	*140*	*63*	*229*	*48,331*	*36,905*	*52,455*	*14,487*	*40,809*
„ *Sind*	..	..	..	*10*	..	..	..	..	*2,975*	..
„ *Burma*	—	..	..	..	..	..	*450*	..	*30*	..
TOTAL	128	106	140	73	229	49,682	37,791	53,154	18,735	41,159
Shells and Cowries (II. S)—										
United Kingdom (*including* Channel Islands)	—	—	—	—	—	27,456	2,320	3,620	5,675	5,158
Other British Possessions	—	—	—	—	—	1,942	..	65	800	..
TOTAL BRITISH EMPIRE	—	—	—	—	—	29,398	2,320	3,685	6,475	5,158
TOTAL FOREIGN COUNTRIES	—	—	—	—	—	587	..	100	1,142	..
Share of Bengal	—	—	—	—	—	*272*	..	*28*	..	..
„ *Bombay*	—	—	—	—	—	*29,248*	*2,320*	*3,760*	*7,617*	*5,158*
„ *Burma*	—	—	—	—	—	*367*	..	..	..	..
TOTAL	—	—	—	—	—	29,985	2,320	3,785	7,617	5,158
Soap (III. U)—	Cwts.	Cwts.	Cwts.	Cwts.	Cwts.					
Straits Settlements	239	596	14	1	31	3,368	10,230	1,227	21	534
Other British Possessions	27	393	408	60	100	2,212	10,565	3,440	4,145	4,787
TOTAL BRITISH EMPIRE	267	989	422	61	131	5,580	20,795	9,667	4,166	5,321
Maskat Territory and Trucial Oman	6	297	35	44	8	98	5,051	810	650	282
Iraq	52	223	421	6	..	1,285	5,560	9,099	195	..
Other Foreign Countries	27	175	78	76	62	3,822	6,170	6,012	2,660	2,098
TOTAL FOREIGN COUNTRIES	85	695	534	126	70	4,700	16,781	15,921	3,505	2,380
Share of Bengal	*40*	*98*	*5*	*51*	*69*	*560*	*1,835*	*1,847*	*1,826*	*1,231*
„ *Bombay*	*94*	*771*	*892*	*79*	*74*	*3,697*	*22,690*	*20,165*	*4,550*	*3,467*
„ *Sind*	*27*	*124*	*40*	*47*	*23*	*3,171*	*1,953*	*2,123*	*655*	*1,319*
„ *Madras*	..	*75*	*10*	*4*	*33*	*50*	*1,172*	*1,447*	*378*	*1,606*
„ *Burma*	*191*	*616*	..	*6*	*2*	*2,802*	*10,826*	*6*	*262*	*158*
TOTAL	352	1,684	956	187	201	10,280	37,576	25,588	7,671	7,701

No. 12—*continued*

ARTICLES, AND COUNTRIES OF FINAL DESTINATION; ALSO SHARE OF EACH PROVINCE	Quantity					Value				
	1932-33	1933-34	1934-35	1935-36	1936-37	1932-33	1933-34	1934-35	1935-36	1936-37
						R	R	R	R	R
Specimens illustrative of natural science (II. 8)—										
TOTAL BRITISH EMPIRE	—	—	—	—	—	1,331	400	1,415	666	4,190
Turkey	—	—	—	—	—	5,000	..	..	..	..
Other Foreign Countries	—	—	—	—	—	350	700	40	1,045	..
TOTAL FOREIGN COUNTRIES	—	—	—	—	—	5,350	700	40	1,045	..
Share of Bengal	—	—	—	—	—	*5,055*	*390*	*900*	*95*	*385*
" *Bombay*	—	—	—	—	—	*1,322*	*710*	*395*	*1,616*	*3,805*
" *Sind*	—	—	—	—	—	..	..	*100*	..	..
" *Madras*	—	—	—	—	—	*404*	..	..	..	..
" *Burma*	—	—	—	—	—	..	..	*60*	..	..
TOTAL	—	—	—	—	—	6,681	1,100	1,455	1,711	4,190
Spices—										
Cardamoms (I. F)—	Cwts.	Cwts.	Cwts.	Cwts.	Cwts.					
Aden and Dependencies	21	48	7	3	9	3,425	3,400	672	320	1,725
Straits Settlements	60	14	..	1	..	3,846	2,000	..	100	..
Other British Possessions	75	3	47	13	19	9,584	600	4,965	1,450	3,200
TOTAL BRITISH EMPIRE	156	65	54	17	28	21,855	11,000	5,637	1,870	4,925
Native States in Arabia *other than* Maskat Territory and Trucial Oman	33	20	..	2	1	5,400	2,947	..	350	100
Iran	69	17	8	..	..	10,305	2,175	1,148	..	..
Other Foreign Countries	24	6	38	17	12	2,482	875	4,450	1,925	1,515
TOTAL FOREIGN COUNTRIES	126	43	46	10	13	18,187	5,997	5,598	2,275	1,615
Share of Bombay	*273*	*108*	*100*	*36*	*41*	*39,936*	*16,997*	*11,235*	*4,145*	*6,490*
" *Sind*	*9*	..	..	..	..	*806*	..	..	..	*50*
TOTAL	282	108	100	36	41	40,042	16,997	11,235	4,145	6,540
Cassia Lignea (I. F)—	Cwts.	Cwts.	Cwts.	Cwts.	Cwts.					
TOTAL BRITISH EMPIRE	390	470	92	162	638	4,934	6,617	1,486	1,086	6,073
Iraq	271	203	..	401	1,135	3,200	2,124	..	4,355	12,428
Iran	1,081	402	164	949	1,684	12,281	4,777	1,933	10,890	16,909
Egypt	248	71	..	345	908	2,735	750	..	3,350	9,625
Other Foreign Countries	862	315	221	587	816	10,790	4,455	3,779	6,389	9,133
TOTAL FOREIGN COUNTRIES	2,412	991	385	2,282	4,633	28,005	12,106	5,712	24,984	48,095
Share of Bengal	..	..	..	*3*	..	..	..	..	*50*	..
" *Bombay*	*2,795*	*1,461*	*477*	*2,441*	*5,250*	*33,529*	*16,723*	*7,198*	*26,920*	*54,777*
" *Sind*	*7*	..	..	..	*21*	*70*	..	..	..	*291*
TOTAL	2,802	1,461	477	2,444	5,271	33,599	16,723	7,198	26,970	55,068

FOREIGN MERCHANDISE

No. 12—*continued*

ARTICLES, AND COUNTRIES OF FINAL DESTINATION; ALSO SHARE OF EACH PROVINCE	QUANTITY					VALUE				
	1932-33	1933-34	1934-35	1935-36	1936-37	1932-33	1933-34	1934-35	1935-36	1936-37
Spices—*continued*						R	R	R	R	R
Cloves (I. F)—	Cwts.	Cwts.	Cwts.	Cwts.	Cwts.					
Bahrein Islands	354	92	83	150	45	22,095	4,827	3,675	5,585	1,725
Straits Settlements	8	..	64	103	951	495	..	805	1,024	53,328
Other British Possessions	163	223	109	92	311	5,618	5,709	2,848	3,008	6,545
TOTAL BRITISH EMPIRE	525	315	256	345	1,307	28,208	10,536	7,328	9,617	60,595
Native States in Arabia (*other than* Maskat Territory and Trucial Oman)	114	111	89	108	243	7,743	5,459	3,792	4,255	10,164
Iraq	158	48	3	147	239	8,930	2,170	180	4,290	6,273
Iran	127	35	25	103	204	5,687	1,905	1,026	3,910	8,582
Egypt	104	..	..	18	5	6,200	..	..	500	190
Other Foreign Countries	88	106	94	53	465	5,260	4,926	3,160	2,225	5,041
TOTAL FOREIGN COUNTRIES	591	300	211	424	1,156	33,820	14,460	8,158	15,180	30,250
Share of Bombay	*1,114*	*615*	*457*	*769*	*2,462*	*61,903*	*24,996*	*15,486*	*24,797*	*90,795*
" *Sind*	*2*	..	..	..	*1*	*125*	..	..	..	*50*
TOTAL	1,116	615	457	769	2,463	62,028	24,996	15,486	24,797	90,845
Nutmegs (I. F)—	Cwts.	Cwts.	Cwts.	Cwts.	Cwts.					
TOTAL BRITISH EMPIRE	15	25	47	49	23	510	715	1,355	1,330	818
TOTAL FOREIGN COUNTRIES	113	82	97	52	61	3,716	2,460	2,845	1,830	1,925
Share of Bombay	*128*	*105*	*144*	*98*	*84*	*4,226*	*3,132*	*4,200*	2,310	*2,743*
" *Sind*	..	*2*	..	*15*	..	..	*43*	..	850	..
TOTAL	128	107	144	101	84	4,226	3,175	4,200	3,160	2,743
Other sorts (I. F)—	Cwts.	Cwts.	Cwts.	Cwts.	Cwts.					
United Kingdom (*including* Channel Islands)	9	..	..	1,366	..	293	..	..	23,425	..
Palestine	277	407	21	883	492	14,210	12,270	857	19,286	8,537
Aden and Dependencies	764	164	69	1,220	3,886	43,521	5,020	1,785	24,292	68,225
Bahrein Islands	383	209	110	2,184	805	21,434	7,125	1,822	42,820	14,211
Zanzibar and Pemba	71	40	25	571	535	3,020	1,395	815	11,413	10,452
Kenya Colony	77	67	21	873	678	4,250	2,213	400	16,221	14,372
Tanganyika Territory	9	21	..	594	171	485	630	..	12,058	3,698
Anglo-Egyptian Sudan	107	123	85	186	891	5,710	4,440	1,456	2,035	19,835
Other British Possessions	4	8	31	91	126	155	170	653	1,780	2,964
TOTAL BRITISH EMPIRE	1,706	1,038	362	7,967	7,584	93,978	33,863	7,288	1,54,230	1,41,789
Germany	..	..	..	..	832	..	..	..	..	16,900
France	..	..	..	..	610	..	..	..	..	10,850
Italy (*including* Fiume)	..	..	..	..	557	..	..	..	..	11,628
Greece (*including* Crete)	..	..	..	..	453	..	..	..	..	7,015
Turkey, European	587	53	..	..	99	28,222	1,600	..	..	1,635
" Asiatic	185	..	2	..	45	9,180	..	50	..	750
Syria	234	73	111	2,159	3,037	13,179	2,057	2,705	44,432	53,487
Maskat Territory and Trucial Oman	97	120	25	925	302	5,020	3,666	463	19,869	6,668
Other Native States in Arabia	523	271	20	1,216	1,818	25,715	10,245	550	24,728	32,069
Iraq	542	682	101	2,440	1,068	28,145	21,496	1,617	40,880	19,844
Iran	186	1,999	453	14,944	11,460	7,897	62,064	10,103	3,02,852	2,01,358
Egypt	698	1,228	21	5,492	5,827	35,004	41,014	495	1,11,735	91,975
Morocco, French Protectorate	..	..	..	..	827	..	..	..	..	14,935
Italian East Africa (Somaliland and Eritrea)	170	86	53	527	159	8,000	2,745	1,700	11,268	2,615
United States of America—*Vid* Atlantic Coast	..	..	..	2,415	5,200	..	..	..	40,140	80,290
Other Foreign Countries	78	68	2	692	602	3,700	2,078	45	12,761	9,701
TOTAL FOREIGN COUNTRIES	3,295	4,574	788	30,810	32,956	1,64,152	1,46,960	17,780	6,17,666	5,62,650

No. 12—*continued*

ARTICLES AND COUNTRIES OF FINAL DESTINATION; ALSO SHARE OF EACH PROVINCE	QUANTITY					VALUE				
	1932-33	1933-34	1934-35	1935-36	1936-37	1932-33	1933-34	1934-35	1935-36	1936-37
Spices—concluded						R	R	R	R	R
Other sorts (I. F)—continued	Cwts.	Cwts.	Cwts.	Cwts.	Cwts.					
Share of Bengal	..	..	..	..	*1*	..	..	..	..	*30*
„ *Bombay*	*4,966*	*5,598*	*1,134*	*38,525*	*40,060*	*2,37,697*	*1,80,065*	*24,781*	*7,66,832*	*6,96,801*
„ *Sind*	*35*	*14*	*16*	*252*	*487*	*433*	*258*	*237*	*5,064*	*7,340*
„ *Madras*	..	..	..	..	*2*	..	..	..	..	*258*
„ *Burma*	..	..	..	..	..	..	..	..	..	*10*
TOTAL	5,001	5,612	1,150	38,777	40,540	2,58,130	1,80,323	25,018	7,71,896	7,04,439
Total of Spices—	Cwts.	Cwts.	Cwts.	Cwts.	Cwts.					
United Kingdom (*including* Channel Islands)	82	..	46	1,366	..	5,508	..	4,815	23,425	..
Palestine	506	595	78	939	861	17,223	15,:93	1,887	20,861	12,587
Aden and Dependencies	860	300	147	1,267	4,110	49,434	15,604	4,052	25,552	72,700
Bahrein Islands	784	301	221	2,389	933	45,476	11,952	6,287	49,985	19,002
Straits Settlements	70	14	64	104	959	9,881	2,000	805	1,320	5:,593
Zanzibar and Pemba	85	45	34	581	569	5,457	1,525	1,215	11,898	11,500
Kenya Colony	87	71	22	876	695	4,795	2,528	420	16,441	14,897
Tanganyika Territory	16	156	17	595	179	890	3,415	461	12,118	4,033
Anglo-Egyptian Sudan	258	293	181	305	1,008	9,745	6,531	2,250	4,950	20,670
Other British Possessions	44	188	56	118	272	1,876	3,480	1,402	2,483	7,128
TOTAL BRITISH EMPIRE	2,792	1,918	811	8,540	9,580	1,49,485	62,231	23,094	1,69,033	2,15,100
Germany	..	..	10	..	832	..	..	1,500	..	16,900
France	1	..	..	..	610	100	..	..	..	10,850
Italy (*including* Fiume)	36	..	..	..	557	244	..	..	..	11,628
Greece (*excluding* Crete)	..	..	..	..	464	..	..	..	..	8,141
Turkey, European	666	53	..	..	99	29,777	1,600	..	..	1,635
Turkey, Asiatic	185	..	2	..	45	9,180	..	50	..	750
Syria	500	193	185	2,235	3,150	17,967	4,582	5,865	45,902	56,240
Muskat Territory and Trucial Oman	451	293	86	1,338	779	12,816	8,856	2,640	25,624	12,246
Other Native States in Arabia	856	502	216	1,457	2,384	41,769	20,088	5,804	30,731	45,814
Iraq	977	933	113	3,009	2,452	40,643	25,790	1,997	60,050	39,595
Iran	1,417	2,453	665	16,014	13,361	36,891	70,921	14,690	3,18,602	2,27,398
Egypt	1,054	1,394	21	5,853	6,830	44,049	41,764	495	1,15,886	1,01,790
Morocco, French Protectorate	..	..	..	..	827	..	..	..	..	14,985
Italian East Africa (Somaliland and Eritrea)	195	123	149	529	159	8,868	3,872	4,529	11,313	2,645
United States of America—										
Vid Atlantic Coast	..	..	.	2,415	5,200	..	..	..	40,140	80,290
Other Foreign Countries	206	147	80	787	5,070	7,041	5,110	2,478	18,697	13,680
TOTAL FOREIGN COUNTRIES	6,537	5,990	1,527	33,587	38,819	2,43,840	1,81,988	40,048	6,61,935	6,44,535
Share of Bengal	..	..	..	*3*	*1*	..	..	..	*50*	*30*
„ *Bombay*	*9,276*	*7,887*	*2,322*	*41,557*	*47,557*	*3,96,891*	*2,43,913*	*62,900*	*8,25,004*	*8,51,606*
„ *Sind*	*53*	*16*	*16*	*267*	*500*	*1,434*	*391*	*237*	*5,914*	*7,731*
„ *Madras*	..	..	..	..	*2*	..	..	..	..	*258*
„ *Burma*	..	..	..	..	..	..	..	..	..	*10*
TOTAL	9,329	7,903	2,338	42,127	48,399	3,98,325	2,44,304	63,137	8,30,968	8,59,635
Stationery (*excluding* paper) (III; M)—										
United Kingdom (*including* Channel Islands)	—	—	—	—	—	48,180	5,995	10,174	10,776	*12,731*
Aden and Dependencies	—	—	—	—	—	1,876	1,225	7,690	5,675	*1,575*
Bahrein Islands	—	—	—	—	—	3,050	4,241	2,585	3,002	*4,872*
Ceylon (*excluding* Maldives)	—	—	—	—	—	7,090	10,052	8,577	7,975	*9,356*

No. 12—*continued*

ARTICLES, AND COUNTRIES OF FINAL DESTINATION; ALSO SHARE OF EACH PROVINCE	QUANTITY					VALUE				
	1932-33	1933-34	1934-35	1935-36	1936-37	1932-33	1933-34	1934-35	1935-36	1936-37
Stationery (*excluding* paper) (III. B)—*contd.*						R	R	R	R	R
Straits Settlements	—	—	—	—	—	1,501	5,000	3,001	1,540	1,036
Zanzibar and Pemba	—	—	—	—	—	3,185	2,848	5,503	4,275	3,875
Kenya Colony	—	—	—	—	—	15,388	8,098	17,853	9,409	13,832
Other British Possessions	—	—	—	—	—	6,026	4,918	4,247	4,428	10,138
TOTAL BRITISH EMPIRE	—	—	—	—	—	80,750	43,277	60,230	47,216	58,511
Iraq	—	—	—	—	—	3,502	3,724	8,599	2,057	280
Iran	—	—	—	—	—	11,416	7,537	2,590	5,210	370
Japan	—	—	—	—	—	1,055	2,582	302	6,196	3,021
Portuguese East Africa	—	—	—	—	—	6,799	6,228	7,492	5,467	5,574
United States of America—										
Vid Atlantic Coast	—	—	—	—	—	646	..	..	902	9,477
Other Foreign Countries	—	—	—	—	—	6,015	14,751	11,924	12,420	8,813
TOTAL FOREIGN COUNTRIES	—	—	—	—	—	29,433	34,822	30,997	31,901	27,535
Share of Bengal	—	—	—	—	—	*8,884*	*13,223*	*5,969*	*4,570*	*5,271*
" *Bombay*	—	—	—	—	—	*93,006*	*60,001*	*76,353*	*57,449*	*58,931*
" *Sind*	—	—	—	—	—	*5,951*	*3,913*	*7,477*	*13,559*	*7,080*
" *Madras*	—	—	—	—	—	*600*	..	*2,416*	*2,281*	*9,693*
" *Burma*	—	—	—	—	—	*1,828*	*962*	*552*	*1,318*	*766*
TOTAL	—	—	—	—	—	1,10,183	78,099	91,227	79,177	86,746
Stone and Marble (II. B)—	Tons	Tons	Tons	Tons	Tons					
TOTAL BRITISH EMPIRE	2	1	5	..	9	1,250	865	2,945	335	3,999
TOTAL FOREIGN COUNTRIES	5	2	4	..	1	1,930	1,263	890	..	75
Share of Bengal	3	..	2	..	2	*1,338*	*120*	*1,825*	..	*39*
" *Bombay*	3	3	6	..	9	*1,772*	*2,008*	*2,336*	*330*	*4,044*
" *Burma*	1	..	1	..	..	*70*	..	*175*	*5*	..
TOTAL	7	3	9	..	10	3,180	2,128	3,835	335	4,074
Sugar—										
Sugar, 28 Dutch Standard and above (I. C)	Tons	Tons	Tons	Tons	Tons					
Aden and Dependencies	7	4	5	440	955	825	1,000	1,120	54,000	2,36,675
Bahrein Islands	2,094	521	1,212	706	449	2,53,157	1,23,395	3,18,548	1,09,305	63,077
Ceylon (*excluding* Maldives)	..	200	125	..	3,396	15	28,000	13,000	..	3,97,200
Straits Settlements	..	..	146	..	250	21	1	15,500	..	34,000
Zanzibar and Pemba	349	113	3	30	221	43,311	24,675	800	9,080	26,550
Somaliland Protectorate	..	..	..	..	1,400	..	..	..	..	3,05,750
Seychelles	44	24	13	65	108	10,150	4,275	2,000	8,330	15,958
Other British Possessions	20	..	5	24	11	4,226	200	1,258	3,080	2,270
TOTAL BRITISH EMPIRE	2,514	867	1,510	1,274	6,790	3,11,705	1,76,546	3,51,816	1,84,485	11,41,480

No. 12—*continued*

ARTICLES, AND COUNTRIES OF FINAL DESTINATION; ALSO SHARE OF EACH PROVINCE.	QUANTITY					VALUE				
	1932-33	1933-34	1934-35	1935-36	1936-37	1932-33	1933-34	1934-35	1935-36	1936-37
						Rs	Rs	Rs	Rs	Rs
Sugar—continued										
Sugar, 28 Dutch Standard and above (I. G)—continued	Tons	Tons	Tons	Tons	Tons					
Muskat Territory and Trucial Oman	1,130	1,396	781	1,205	1,028	1,39,225	3,52,332	1,91,944	2,47,716	2,02,802
Other Native States in Arabia	311	96	..	68	54	39,366	10,757	24	16,544	9,738
Iraq	36	105	24	24	10	4,150	16,530	3,500	3,200	2,880
Iran	..	488	252	3	..	30	85,075	54,229	930	..
Siam	..	..	..	194	..	..	..	..	26,700	..
Portuguese East Africa	6	..	..	50	..	1,017	263	..	6,000	30
Italian East Africa (Somaliland and Eritrea)	30	47	26	149	..	4,680	11,340	7,236	41,278	..
Other Foreign Countries	..	..	1	..	..	134	5	185	20	54
TOTAL FOREIGN COUNTRIES	1,522	2,131	1,084	1,688	1,096	1,88,592	4,85,303	2,57,068	3,42,388	2,15,594
Share of Bombay	*519*	*1,132*	*824*	*1,874*	*5,038*	*81,566*	*1,92,939*	*1,33,794*	*2,40,964*	*6,08,302*
„ *Sind*	*3,487*	*1,866*	*1,770*	*1,088*	*2,850*	*4,18,731*	*4,68,910*	*4,75,090*	*2,35,909*	*7,48,772*
TOTAL	4,036	2,998	2,594	2,962	7,886	5,00,297	6,61,849	6,08,884	5,26,873	13,57,074
Sugar, below 28 Dutch Standard but not below 16 Dutch Standard (I. G)—	Tons	Tons	Tons	Tons	Tons					
United Kingdom (*including* Channel Islands)	..	..	..	..	201	..	..	..	..	15,764
Ceylon	..	..	..	..	175	..	..	..	..	15,624
Straits Settlements	..	..	..	..	425	..	..	..	..	33,377
Other British Possessions	7	..	..	..	..	2,230	..	30	..	65
TOTAL BRITISH EMPIRE	7	..	..	..	801	2,230	..	30	..	64,830
TOTAL FOREIGN COUNTRIES	..	..	..	3	..	..	..	..	650	..
Share of Bengal	..	..	..	..	*626*	..	..	*30*	..	*49,206*
„ *Bombay*	*7*	..	..	*3*	..	*2,230*	..	..	*650*	..
„ *Madras*	..	..	..	..	*176*	..	..	..	..	*15,624*
TOTAL	7	..	..	3	801	2,230	..	30	650	64,830
Sugar, 15 Dutch Standard and below (I. G)—	Tons	Tons	Tons	Tons	Tons					
Ceylon	..	..	..	..	409	..	..	..	..	36,072
Hongkong	..	..	..	..	..	..	75	..	..	..
TOTAL BRITISH EMPIRE	..	..	..	..	409	..	75	..	..	36,072
United States of America—*Vid* Atlantic Coast	..	8,528	..	..	..	..	63,678	..	..	..
Other Foreign Countries	..	..	10	7	..	..	..	900	2,250	..
TOTAL FOREIGN COUNTRIES	..	8,528	10	7	..	..	63,678	900	2,250	..
Share of Bengal	..	*8,528*	..	..	..	..	*63,678*	..	..	..
„ *Bombay*	..	..	*10*	*7*	..	..	*75*	*900*	*2,250*	..
„ *Madras*	..	..	..	..	*409*	..	..	..	..	*36,072*
TOTAL	..	8,528	10	7	409	..	63,753	900	2,250	36,072
Total of Sugar—	Tons	Tons	Tons	Tons	Tons					
United Kingdom (*including* Channel Islands)	3	..	..	..	201	910	..	..	..	15,764
Aden and Dependencies	7	9	6	440	955	825	1,000	1,120	54,090	2,36,675
Bahrein Islands	2,094	521	1,212	706	449	2,53,157	1,23,395	3,18,548	1,09,305	63,077
Ceylon (*excluding* Maldives)	..	200	125	..	3,980	15	23,000	13,000	..	4,49,790
Straits Settlements	..	..	140	..	675	21	1	15,500	..	67,377
Zanzibar and Pemba	356	113	3	39	221	45,541	24,075	300	9,080	26,550
Somaliland Protectorate	..	..	..	..	1,400	..	..	..	..	3,66,750
Seychelles	44	24	13	65	108	10,180	4,275	2,090	8,330	15,058
Other British Possessions	17	..	5	24	11	3,250	275	1,288	3,080	2,335
TOTAL BRITISH EMPIRE	2,521	867	1,510	1,274	8,000	3,13,935	1,76,621	3,51,846	1,84,485	12,43,282

No. 12—*continued*

ARTICLES, AND COUNTRIES OF FINAL DESTINATION; ALSO SHARE OF EACH PROVINCE	QUANTITY					VALUE				
	1932-33	1933-34	1934-35	1935-36	1936-37	1932-33	1933-34	1934-35	1935-36	1936-37
Sugar—concluded										
Total of Sugar—continued	Tons	Tons	Tons	Tons	Tons	R	R	R	R	R
Maskat Territory and Trucial Oman	1,130	1,396	781	1,212	1,028	1,39,225	3,52,333	1,01,914	2,49,966	3,02,892
Other Native States in Arabia	311	95	10	63	54	39,356	19,767	924	16,544	9,788
Iraq	36	105	24	27	19	4,150	16,530	3,500	3,850	2,660
Iran	..	488	252	3	..	30	85,075	54,229	930	..
Siam	..	..	..	194	..	..	..	..	26,700	..
Portuguese East Africa	6	..	..	50	..	1,017	268	..	6,000	30
Italian East Africa (Somaliland and Eritrea)	39	47	26	149	..	4,680	11,340	7,236	41,278	..
United States of America—*Vid* Atlantic Coast	..	8,523	..	..	..	..	63,678	..	..	..
Other Foreign Countries	..	..	1	..	..	134	..	135	20	84
TOTAL FOREIGN COUNTRIES	1,522	10,659	1,094	1,698	1,096	1,88,592	5,48,981	2,57,968	3,45,288	3,15,594
Share of Bengal	..	*8,523*	..	..	*626*	..	*63,678*	..	..	*49,206*
" *Bombay*	*516*	*1,132*	*824*	*1,884*	*5,036*	*33,796*	*1,93,014*	*1,34,724*	*2,42,864*	*6,03,302*
" *Sind*	*2,487*	*1,866*	*1,770*	*1,033*	*2,850*	*4,15,731*	*4,68,910*	*4,75,099*	*2,86,909*	*7,48,772*
" *Madras*	..	..	..	..	*584*	..	..	..	..	*52,596*
TOTAL	4,043	11,526	2,594	2,972	9,096	5,02,527	7,25,602	6,09,814	5,29,773	14,58,876
Tea—										
Black (I. H.)—	Lbs.	Lbs.	Lbs.	Lbs.	Lbs.					
TOTAL BRITISH EMPIRE	560	2,974	217	80	384	513	1,370	141	56	216
Maskat Territory and Trucial Oman	1,559	14,424	4,818	..	..	1,072	10,270	3,156	..	..
Other Foreign Countries	6,109	5,475	20	4,590	1,469	4,317	4,195	15	2,500	1,338
TOTAL FOREIGN COUNTRIES	7,668	19,899	4,838	4,590	1,469	5,389	14,465	3,171	2,500	1,338
Share of Bombay	*5,832*	*9,519*	*46*	*4,620*	*411*	*4,168*	*6,281*	*35*	*2,556*	*312*
" *Sind*	*1,970*	*13,363*	*4,818*	..	*1,420*	*1,374*	*9,554*	*3,156*	..	*1,312*
" *Burma*	*426*	..	*192*	..	*12*	*370*	..	*120*	..	*30*
TOTAL	8,228	22,878	5,056	4,620	1,853	5,902	15,835	3,312	2,556	1,654
Green (I. H.)—	Lbs.	Lbs.	Lbs.	Lbs.	Lbs.					
TOTAL BRITISH EMPIRE	618	..	100	80	..	700	..	106	200	..
TOTAL FOREIGN COUNTRIES	708	5,448	6,292	1,441	8,055	648	2,545	3,030	1,204	3,571
Share of Bombay	*1,322*	*5,448*	*6,292*	*1,371*	*7,000*	*1,340*	*2,545*	*3,136*	*1,292*	*2,698*
" *Sind*	*4*	..	..	*150*	*1,055*	*8*	..	..	*112*	*873*
TOTAL	1,326	5,448	6,292	1,521	8,055	1,348	2,545	3,136	1,404	3,571
Total of Tea—	Lbs.	Lbs.	Lbs.	Lbs.	Lbs.					
TOTAL BRITISH EMPIRE	1,178	2,974	317	110	384	1,213	1,370	247	256	216

No. 12—*continued*

ARTICLES, AND COUNTRIES OF FINAL DESTINATION; ALSO SHARE OF EACH PROVINCE	QUANTITY					VALUE				
	1932-33	1933-34	1934-35	1935-36	1936-37	1932-33	1933-34	1934-35	1935-36	1936-37
						R	R	R	R	R
Tea—*continued*										
Total of Tea—*continued*	Lbs.	Lbs.	Lbs.	Lbs.	Lbs.					
Muskat Territory and Trucial Oman	1,559	14,424	4,618	..	..	1,072	10,270	3,156	..	..
Iran	5,831	8,967	5,000	1,983	4,000	4,102	5,195	1,975	890	1,646
Other Foreign Countries	986	1,951	1,312	4,048	5,524	863	1,545	1,070	2,814	3,263
TOTAL FOREIGN COUNTRIES	8,376	25,342	11,130	6,031	9,524	6,037	17,010	6,201	3,704	4,909
Share of Bombay	*7,154*	*14,953*	*6,437*	*5,991*	*7,441*	*5,493*	*8,826*	*3,172*	*3,848*	*2,940*
" *Sind*	*1,974*	*13,363*	*4,818*	*150*	*2,455*	*1,382*	*9,554*	*3,156*	*118*	*2,185*
" *Burma*	*426*	..	*192*	..	*12*	*370*	..	*120*	..	*30*
TOTAL	9,554	28,316	11,447	6,141	9,908	7,250	18,380	6,448	3,960	5,125
Textiles—										
Cotton—										
RAW (II. M)—	Tons	Tons	Tons	Tons	Tons					
United Kingdom (*including* Channel Islands)	61	330	42	1	81	36,441	2,10,527	31,810	1,933	87,221
Ceylon (*excluding* Maldives)	4	4	..	113	..	2,500	5,000	..	1,12,000	..
Other British Possessions	..	..	..	..	4	20	112	15	50	143
TOTAL BRITISH EMPIRE	65	334	42	114	85	40,961	2,15,639	31,825	1,13,983	87,372
Germany	..	248	77	249	82	150	1,51,378	42,400	2,31,640	68,838
Belgium	..	..	16	..	..	..	..	6,400	..	..
France	..	..	24	..	8	..	..	14,600	..	7,474
Spain	..	..	28	5	..	..	..	15,330	1,890	..
Italy (*including* Fiume)	..	66	..	..	..	..	37,650	..	..	..
Japan	53	243	570	14	..	48,045	2,04,151	3,76,090	11,920	..
Other Foreign Countries	..	..	1	..	..	..	..	185	..	396
TOTAL FOREIGN COUNTRIES	53	557	716	268	90	48,195	3,93,179	4,55,005	2,45,450	76,708
Share of Bengal	..	..	..	..	*4*	..	..	..	..	*118*
" *Bombay*	*118*	*521*	*630*	*304*	*132*	*89,154*	*3,86,202*	*4,15,605*	*3,16,343*	*1,44,124*
" *Sind*	..	*370*	*128*	*78*	*39*	..	*2,22,616*	*76,725*	*43,090*	*19,838*
TOTAL	118	891	758	382	175	89,156	6,08,818	4,86,330	3,59,433	1,64,080
Twist and yarn (III. P)—	Lbs.	Lbs.	Lbs.	Lbs.	Lbs.					
United Kingdom (*including* Channel Islands)	27,975	50	600	500	2,775	24,816	37	647	400	3,141
Palestine	3,200	6,800	6,600	5,600	6,700	2,635	5,240	7,779	4,230	4,983
Aden and Dependencies	20,800	8,900	23,600	18,800	..	13,400	7,850	19,345	13,130	..
Ceylon (*excluding* Maldives)	7,960	6,512	9,162	8,000	1,200	7,577	7,269	7,415	6,710	1,125
Other British Possessions	900	1,156	2,300	4,403	2,700	1,050	1,221	3,125	4,335	2,150
TOTAL BRITISH EMPIRE	70,835	25,418	44,262	36,802	13,375	49,478	21,117	38,811	28,805	11,404
Turkey, Asiatic	600	..	53,900	..	..	820	..	34,405	..	..
Syria	50,400	58,100	39,100	55,700	26,200	33,270	44,275	26,475	42,117	21,710
Muskat Territory and Trucial Oman	14,920	47,533	57,138	9,800	11,700	8,785	33,942	34,673	8,349	8,440
Iraq	3,600	3,100	17,000	59,500	4,100	3,050	7,160	14,250	61,203	4,050
Iran	1,220,200	390,500	84,600	..	..	8,50,734	2,78,666	67,660	..	..
Japan	..	..	8,823	..	43,030	..	..	5,127	..	26,900
Egypt	36,700	15,700	18,600	22,000	4,200	22,175	15,102	17,190	22,626	4,150
French Somaliland	19,800	17,900	20,000	14,000	10,000	15,740	14,055	16,300	10,770	6,925
Other Foreign Countries	2,529	4,300	4,900	2,600	1,000	2,450	3,696	5,775	2,120	1,150
TOTAL FOREIGN COUNTRIES	1,338,749	542,133	804,061	168,600	1,00,230	9,37,024	3,01,896	2,21,755	1,47,185	78,325

No. 12—*continued*

ARTICLES, AND COUNTRIES OF FINAL DESTINATION; ALSO SHARE OF EACH PROVINCE	QUANTITY					VALUE				
	1932-33	1933-34	1934-35	1935-36	1936-37	1932-33	1933-34	1934-35	1935-36	1936-37
Textiles—continued						R	R	R	R	R
Cotton—continued										
Twist and Yarn (III, P)—continued	Lbs.	Lbs.	Lbs.	Lbs.	Lbs.					
Share of Bengal	*600*	..	*2,523*	..	*42,800*	*603*	..	*1,447*	..	*26,715*
„ *Bombay*	*1,371,109*	*564,501*	*313,463*	*199,992*	*69,200*	*9,61,636*	*4,10,570*	*2,54,383*	*1,75,690*	*65,491*
„ *Sind*	..	..	*13,338*	..	..	..	..	*6,236*	..	..
„ *Madras*	*37,475*	..	..	*500*	..	*24,213*	..	..	*600*	..
„ *Burma*	..	*3,050*	..	..	*1,606*	..	*2,443*	..	..	*2,046*
TOTAL	1,409,084	567,551	348,323	200,492	113,006	9,86,502	4,13,013	2,60,066	1,75,990	94,729
MANUFACTURES—										
Canvas (III, P)—	Yards	Yards	Yards	Yards	Yards					
TOTAL BRITISH EMPIRE	310	19	1,460	2,425	2,339	935	29	938	1,545	2,218
TOTAL FOREIGN COUNTRIES	1,076	17	25	..	..	1,176	25	50	..	..
Share of Bengal	*285*	..	*1,420*	*1,225*	*1,139*	*910*	..	*923*	*1,365*	*1,961*
„ *Bombay*	*751*	*36*	*40*	*1,200*	*1,200*	*905*	*54*	*15*	*180*	*250*
„ *Sind*	*350*	..	*25*	..	..	*296*	..	*50*	..	..
TOTAL	1,386	36	1,485	2,425	2,339	2,111	54	988	1,545	2,218
Handkerchiefs and shawls in the piece (III, P)—	No.	No.	No.	No.	No.					
Bahrein Islands	..	8,400	..	..	100	..	6,340	..	..	999
Other British Possessions	2,196	7,818	25,528	34,038	21,342	970	1,508	4,285	4,901	4,030
TOTAL BRITISH EMPIRE	2,196	16,218	25,528	34,938	21,442	970	7,857	4,285	4,901	5,029
Iraq	10,800	32,616	..	..	..	1,620	13,569	..	..	..
Other Foreign Countries	600	..	2,922	26,568	14,504	500	..	900	3,332	3,932
TOTAL FOREIGN COUNTRIES	11,400	32,616	2,922	26,568	14,504	2,120	13,568	900	3,333	3,932
Share of Bengal	..	..	*100*	..	..	..	..	*25*	..	..
„ *Bombay*	*13,596*	*47,634*	*28,350*	*33,138*	*28,642*	*3,090*	*20,927*	*5,160*	*4,310*	*5,459*
„ *Sind*	..	..	..	..	*7,304*	..	..	..	..	*3,472*
„ *Madras*	..	*1,200*	..	*28,368*	..	..	*498*	..	*3,924*	..
TOTAL	13,596	48,834	28,450	61,506	35,946	3,090	21,425	5,185	8,234	8,931
Hosiery (III, P)—										
Aden and Dependencies	—	—	—	—	—	2,270	3,720	3,050	10,740	1,900
Bahrein Islands	—	—	—	—	—	3,035	3,131	3,723	5,099	3,991
Kenya Colony	—	—	—	—	—	12,425	9,060	3,575	2,675	1,575
Other British Possessions	—	—	—	—	—	4,789	7,295	8,758	6,388	2,507
TOTAL BRITISH EMPIRE	—	—	—	—	—	22,519	23,206	24,706	25,501	9,973

No. 12—*continued*

ARTICLES, AND COUNTRIES OF FINAL DESTINATION; ALSO SHARE OF EACH PROVINCE	QUANTITY					VALUE				
	1932-33	1933-34	1934-35	1935-36	1936-37	1932-33	1933-34	1934-35	1935-36	1936-37
Textiles—*continued*										
Cotton—*continued*						R	R	R	R	R
MANUFACTURES—*continued*										
***Hosiery (III. P)*—continued**										
Muskat Territory and Trucial Oman	—	—	—	—	—	2,605	3,425	10,235	9,476	5,708
Other Native States in Arabia	—	—	—	—	—	3,255	2,431	5,877	3,588	7,372
Japan	—	—	—	—	—	130	150	5,606	1,200	821
Other Foreign Countries	—	—	—	—	—	10,474	5,275	8,297	7,313	1,563
TOTAL FOREIGN COUNTRIES	—	—	—	—	—	16,464	11,281	30,015	21,577	15,464
Share of Bengal	—	—	—	—	—	..	..	*3,407*	*97*	*1,821*
" Bombay	—	—	—	—	—	*36,876*	*29,943*	*36,611*	*37,138*	*15,330*
" Sind	—	—	—	—	—	*1,847*	*3,044*	*11,442*	*9,843*	*8,286*
" Madras	—	—	—	—	—	..	..	*2,947*	..	..
" Burma	—	—	—	—	—	*260*	*1,500*	*314*	..	..
TOTAL	—	—	—	—	—	38,983	34,487	54,721	47,078	25,437
***Lace and patent net (III. P)*—**	Yards	Yards	Yards	Yards	Yards					
TOTAL BRITISH EMPIRE	..	1,303	..	8,091	..	..	1,285	..	306	..
TOTAL FOREIGN COUNTRIES	..	..	..	8,350	300	..	..	..	1,715	70
Share of Bombay	..	*1,203*	..	*16,441*	*300*	..	*1,286*	..	*2,027*	*70*
***Piecegoods*—**										
Grey (unbleached) (III. P)—	Yards	Yards	Yards	Yards	Yards					
Cyprus	..	..	..	18,000	..	..	..	..	11,000	..
Aden and Dependencies	76,366	463,812	200,700	836,000	506,034	16,631	77,386	43,165	1,34,310	80,299
Bahrein Islands	405,202	141,492	51,825	17,100	4,400	86,077	38,656	12,875	3,310	500
Ceylon (*excluding* Maldives)	320,821	530,724	597,290	285,440	40,650	84,409	1,14,347	1,32,878	94,772	13,729
Straits Settlements	17,142	5,600	11,126	10,265	12,037	11,716	1,258	2,218	1,656	2,258
Zanzibar and Pemba	8,400	47,600	37,400	41,500	20,600	3,015	15,405	15,485	12,260	7,885
Kenya Colony	158,100	59,503	29,201	69,200	111,500	38,035	15,027	11,325	20,975	30,795
Tanganyika Territory	55,700	80,600	144,524	34,120	95,770	15,775	23,136	47,595	13,530	25,880
Anglo-Egyptian Sudan	52,600	338,957	414,425	479,700	1,078,500	12,350	70,093	90,450	83,453	2,15,363
Seychelles	65,600	40,600	3,500	1,900	10,000	15,510	12,950	985	480	2,615
Other British Possessions	2,000	998	26,180	222	2,140	400	634	3,884	40	367
TOTAL BRITISH EMPIRE	1,160,031	1,721,087	1,516,261	1,793,447	1,877,531	2,84,018	3,69,596	3,60,360	3,75,786	3,79,631
Muskat Territory and Trucial Oman	536,786	804,468	562,022	551,643	419,869	1,19,274	2,05,217	1,33,259	95,45	87,017
Other Native States in Arabia	185,941	422,366	221,300	240,780	213,900	29,305	85,313	46,577	45,819	39,298
Iraq	2,979,400	1,449,800	1,297,700	825,000	348,800	6,89,213	3,52,320	3,00,200	1,99,475	86,580
Iran	244,704	81,030	..	..	7,862	56,770	15,078	..	..	2,700
Japan	..	19,038	1,638	..	..	..	9,728	605	..	..
Portuguese East Africa	154,052	47,970	110,375	180,045	152,550	37,430	10,656	20,645	31,327	30,450
French Somaliland	40,500	45,000	..	900,000	..	10,500	8,800	..	1,24,000	..
Other Foreign Countries	1,147	500	5,000	3,200	1,600	914	120	1,600	730	362
TOTAL FOREIGN COUNTRIES	4,143,130	2,864,167	2,109,835	2,710,268	1,144,581	9,43,406	6,87,232	5,14,886	4,66,338	2,46,407

No. 12—*continued*

ARTICLES, AND COUNTRIES OF FINAL DESTINATION; ALSO SHARE OF EACH PROVINCE	QUANTITY					VALUE				
	1932-33	1933-34	1934-35	1935-36	1936-37	1932-33	1933-34	1934-35	1935-36	1936-37
Textiles—continued										
Cotton—continued						R	R	R	R	R
MANUFACTURES—continued										
Piecegoods—continued										
Grey (unbleached) (III. P)—continued	Yards	Yards	Yards	Yards	Yards					
Share of Bengal	*1,747*	*19,833*	*93*	*222*	*1,949*	*1,064*	*9,723*	*30*	*49*	*341*
„ *Bombay*	*5,285,367*	*4,450,918*	*3,538,710*	*4,459,534*	*2,919,835*	*12,63,257*	*10,26,615*	*3,57,052*	*3,32,739*	*6,03,630*
„ *Sind*	*1,895*	*50,308*	*50,098*	*40,694*	*75,400*	*275*	*12,827*	*12,552*	*7,477*	*16,949*
„ *Madras*	*44,151*	*8,660*	*37,203*	*13,265*	*24,937*	*17,823*	*1,258*	*5,572*	*1,368*	*5,767*
TOTAL	5,303,161	4,535,554	3,626,096	4,503,715	3,022,118	12,27,494	10,56,823	3,75,246	3,42,124	6,26,088
White (bleached) (III. P)—	Yards	Yards	Yards	Yards	Yards					
United Kingdom (*including* Channel Islands)	3,760	9,282	44,927	6,120	84,555	690	3,405	10,402	2,525	15,194
Aden and Dependencies	73,612	120,211	44,718	152,532	87,051	16,290	30,112	19,410	43,912	25,959
Bahrein Islands	422,642	250,109	216,886	101,306	146,322	88,561	57,414	42,091	28,920	46,803
Ceylon (*excluding* Maldives)	172,440	767,945	422,011	484,019	91,093	41,787	1,88,529	1,10,608	1,23,236	24,774
Straits Settlements	27,068	51,128	28,036	7,440	6,166	6,085	10,965	7,587	1,993	2,312
Zanzibar and Pemba	7,744	3,825	12,663	200,362	26,995	2,775	870	3,000	42,600	9,175
Kenya Colony	23,193	133,067	147,468	42,705	48,417	3,900	29,635	44,844	15,550	19,548
Tanganyika Territory	9,586	..	3,472	52,034	9,547	1,350	..	1,075	11,695	2,050
Anglo-Egyptian Sudan	10,000	280,425	87,560	24,305	46,062	1,895	66,505	14,265	5,638	9,502
Seychelles	51,231	21,000	51,563	35,127	65,697	12,250	4,230	12,175	8,685	16,470
Other British Possessions	19,116	..	14,736	250	4,965	5,270	..	4,282	123	2,085
TOTAL BRITISH EMPIRE	819,392	1,636,992	1,064,080	1,106,200	616,877	1,85,853	3,91,755	2,71,636	2,84,877	1,74,773
Makrat Territory and Trucial Oman	389,110	452,810	417,187	217,796	105,566	77,062	99,571	77,666	42,044	21,092
Other Native States in Arabia	194,550	197,220	56,912	63,043	17,358	36,221	37,724	11,490	11,267	3,604
Iraq	966,167	1,302,402	265,666	113,634	186,917	1,80,067	2,70,635	53,795	23,837	46,945
Iran	1,13 531	2,537,114	423,084	64,000	1,415,459	2,58,561	5,53,879	81,765	13,299	3,67,986
Afghanistan	5 58	3,989	..	..	..	16,575	950	..	..	..
Siam	..	31,000	..	40	..	..	6,906	..	40	..
Egypt	30,000	..	..	..	..	6,050	..	..	..	..
Portuguese East Africa	22,180	2,000	5,800	20,819	3,861	5,650	420	1,228	5,454	1,625
Other Foreign Countries	138	31,462	11,033	2,500	1,890	125	5,198	4,055	531	222
TOTAL FOREIGN COUNTRIES	2,770,629	4,557,997	1,184,682	486,832	1,730,551	5,75,312	9,76,297	2,29,096	96,472	4,43,474
Share of Bengal	*2,680*	*3,730*	*7,597*	*2,900*	*62,111*	*835*	*680*	*2,942*	*580*	*5,661*
„ *Bombay*	*3,466,470*	*6,021,083*	*2,078,204*	*1,585,886*	*2,941,406*	*7,33,027*	*13,97,122*	*4,63,245*	*3,69,302*	*5,98,819*
„ *Sind*	*105,031*	*63,376*	*147,440*	*55,168*	*39,331*	*24,116*	*15,268*	*23,949*	*11,155*	*10,065*
„ *Madras*	*14,200*	*44,200*	*11,181*	*1,078*	*4,080*	*2,337*	*14,415*	*3,426*	*272*	*1,202*
„ *Burma*	*1,640*	*62,640*	*21,350*	*40*	..	*300*	*12,560*	*3,770*	*40*	..
TOTAL	3,590,021	6,194,989	2,268,712	1,593,032	3,347,428	7,61,165	13,70,052	5,01,632	3,81,349	6,18,247

No. 12—*continued*

ARTICLES, AND COUNTRIES OF FINAL DESTINATION; ALSO SHARE OF EACH PROVINCE	QUANTITY					VALUE				
	1933-34	1934-35	1935-36	1936-37	1937-38	1933-34	1934-35	1935-36	1936-37	1937-38
Textiles—continued										
Cotton—continued						R	R	R	R	R
MANUFACTURES—*continued*										
Piecegoods—continued										
Coloured, printed or dyed (ill. F)—	Yards	Yards	Yards	Yards	Yards					
United Kingdom (*excluding* Channel Islands)	46,659	67,752	145,463	150,511	216,129	10,443	31,517	47,262	36,172	85,093
Aden and Dependencies	441,882	316,366	138,241	114,395	203,876	98,382	64,248	35,050	24,581	54,685
Bahrein Islands	1,142,190	571,486	628,806	421,582	259,118	2,68,872	1,33,167	1,50,191	93,264	67,909
Ceylon (*excluding* Maldives)	825,801	820,472	750,378	406,196	365,708	2,22,141	73,816	1,84,180	1,06,426	64,355
Straits Settlements	71,882	316,546	57,127	67,060	48,020	19,667	1,32,812	27,887	22,141	17,726
Zanzibar and Pemba	7,580	22,702	36,401	21,177	20,389	2,470	5,800	11,020	7,875	7,810
Kenya Colony	89,405	380,501	382,833	92,477	40,461	25,504	1,22,086	86,630	20,795	10,135
Tanganyika Territory	133,200	92,504	49,968	60,631	11,159	23,575	15,292	10,674	14,205	2,850
Anglo-Egyptian Sudan	116,140	266,986	122,060	50,845	118,290	21,280	53,611	20,905	9,682	25,497
Mauritius and Dependencies	53,600	33,400	1,018	19,066	20,698	10,285	14,281	686	6,524	5,494
Seychelles	93,805	60,760	93,684	53,058	1,21,819	19,200	13,640	19,889	11,600	27,695
Other British Possessions	37,912	18,962	10,643	4,859	5,016	12,241	6,058	3,440	1,910	3,276
TOTAL BRITISH EMPIRE	3,059,309	2,923,459	2,396,632	1,463,821	1,330,118	7,29,010	6,66,458	5,97,764	3,54,675	3,72,035
Muskat Territory and Trucial Oman	1,729,905	1,656,886	646,679	777,147	747,833	3,76,245	3,66,470	1,50,549	1,70,091	1,61,993
Other Native States in Arabia	245,492	192,875	126,394	140,232	76,322	48,419	48,324	28,191	29,528	19,178
Iraq	2,351,186	2,275,327	375,665	364,096	8,682	4,28,362	4,81,991	70,485	65,700	1,175
Iran	5,084,190	6,532,242	991,060	680,274	2,805,582	9,02,947	13,40,227	2,04,109	1,32,081	6,79,952
Sumatra	18,037	..	5,322	..	..	5,210	..	1,697	..	..
Siam	10,027	44,192	..	..	..	3,853	8,039	..	..	..
Japan	13,040	33,088	13,500	62,484	68,428	1,707	10,361	3,797	16,542	13,929
China (*exclusive* of Hong-kong and Macão)	31,297	34,058	27,287	7,442	7,931	12,777	16,340	12,146	3,312	3,965
Portuguese East Africa	142,978	122,780	84,566	286,268	126,384	25,890	25,036	17,433	53,827	28,357
French Somaliland	26,760	73,513	..	12,000	..	3,651	11,205	..	1,600	..
United States of America—										
Via Atlantic Coast	49,585	1,128	..	..	..	17,050	750	..	..	..
Other Foreign Countries	12,253	44,230	27,052	2,400	9,698	3,833	10,554	6,032	530	1,935
TOTAL FOREIGN COUNTRIES	9,663,750	11,000,379	2,296,125	2,332,333	3,845,850	18,29,944	22,18,907	4,94,424	4,73,211	9,10,534
Share of Bengal	*3,189*	*2,468*	*19,653*	*90,795*	*137,733*	*3,577*	*3,456*	*6,398*	*14,315*	*35,701*
,, *Bombay*	*12,483,811*	*13,007,786*	*4,127,524*	*3,357,488*	*4,710,102*	*24,88,563*	*26,51,660*	*9,33,795*	*7,33,690*	*11,44,477*
,, *Sind*	*191,338*	*340,529*	*398,087*	*252,055*	*133,738*	*45,923*	*83,818*	*1,06,533*	*52,396*	*33,483*
,, *Madras*	*10,351*	*40,741*	*74,551*	*89,718*	*103,766*	*4,545*	*7,297*	*22,147*	*10,410*	*26,018*
,, *Burma*	*59,521*	*537,327*	*72,992*	*56,199*	*95,589*	*16,341*	*1,39,135*	*22,915*	*17,175*	*42,910*
TOTAL	12,722,950	13,928,837	4,692,757	3,796,159	5,175,968	25,58,954	28,85,365	10,92,188	8,27,886	12,82,589

No. 12—*continued*

ARTICLES, AND COUNTRIES OF FINAL DESTINATION; ALSO SHARE OF EACH PROVINCE	QUANTITY					VALUE				
	1932-33	1933-34	1934-35	1935-36	1936-37	1932-33	1933-34	1934-35	1935-36	1936-37
Textiles—continued										
Cotton—continued						R	R	R	R	R
MANUFACTURES—continued										
Piecegoods—continued										
Fents of all descriptions (III. P)—	Yards	Yards	Yards	Yards	Yards					
Aden and Dependencies	24,142	..	..	640	1,260	6,520	..	..	104	3,000
Straits Settlements	..	39,204	30,600	..	..	..	7,351	5,301	..	..
Other British Possessions	2,615	..	5,449	25,847	19,348	558	..	1,869	2,325	4,181
TOTAL BRITISH EMPIRE	26,757	39,204	36,049	26,487	20,608	7,078	7,351	7,170	2,429	7,181
Iran	..	..	..	..	15,886	..	..	..	..	5,700
Japan	..	..	298,779	481,542	193,652	..	..	66,162	97,358	35,429
United States of America—										
Vid Atlantic Coast	..	28,682	..	..	..	..	7,398	..	..	..
Other Foreign Countries	..	7,040	..	..	4,500	..	1,719	..	..	660
TOTAL FOREIGN COUNTRIES	..	35,722	298,779	481,542	219,038	..	9,117	66,162	97,358	41,789
Share of Bengal	..	*39,204*	*51,292*	*82,197*	*62,851*	..	*7,351*	*11,291*	*9,969*	*7,947*
„ *Bombay*	*26,757*	*28,632*	*134,021*	*204,252*	*165,740*	*7,078*	*7,393*	*33,393*	*55,271*	*37,481*
„ *Sind*	..	*7,040*	*119,515*	*121,580*	*11,625*	..	*1,719*	*23,712*	*34,567*	*3,542*
TOTAL	26,757	74,926	334,828	508,029	239,646	7,078	16,463	73,332	99,787	48,970
Total of Piecegoods—	Yards	Yards	Yards	Yards	Yards					
United Kingdom (*including* Channel Islands)	51,928	77,193	195,839	182,350	319,817	11,666	34,956	59,733	40,922	1,04,245
Cyprus	..	..	..	18,000	..	..	..	..	11,000	..
Aden and Dependencies	615,502	899,359	383,659	1,103,567	798,221	1,37,823	1,71,846	97,625	2,03,907	1,03,943
Bahrein Islands	1,970,134	966,088	897,517	539,938	469,881	4,38,510	2,29,137	2,06,057	1,25,494	1,15,212
Ceylon (*excluding* Maldives)	1,318,762	1,619,141	1,749,674	1,178,005	897,452	3,48,337	3,76,692	4,27,603	3,24,574	1,92,888
Straits Settlements	116,092	614,478	136,889	84,785	67,123	37,468	1,52,385	42,992	25,790	22,206
Hongkong	20,019	13,436	7,728	1,779	1,816	6,417	4,653	3,165	795	926
Zanzibar and Pemba	23,674	73,627	86,464	203,039	67,984	3,260	22,075	29,505	02,285	24,370
Kenya Colony	268,798	773,071	559,592	204,382	200,378	72,464	1,67,648	1,42,799	57,820	60,478
Tanganyika Territory	198,486	173,304	197,959	146,785	116,476	40,700	38,427	59 344	39,430	31,680
Anglo-Egyptian Sudan	178,740	886,368	624,065	554,850	1,237,852	35,475	1,90,244	1,25,620	98,778	2,50,362
Mauritius and Dependencies	64,100	83,400	2,033	19,065	25,198	13,285	14,281	1,297	6,524	7,119
Seychelles	210,636	140,280	148,747	90,080	197,516	47,060	30,810	34,049	20,765	46,780
Other British Possessions	28,509	6,366	47,111	3,380	5,420	8,494	2,005	8,490	1,238	3,391
TOTAL BRITISH EMPIRE	5,065,380	6,326,241	5,037,272	4,389,955	3,845,134	12,05,959	14,35,160	12,38,140	10,17,767	9,38,690
Maskat Territory and Trucial Oman	2,635,801	2,914,159	1,625,788	1,546,586	1,273,268	5,72,581	6,70,658	3,61,474	3,07,022	2,72,102
Other Native States in Arabia	625,983	812,461	403,606	444,055	307,580	1,13,946	1,71,371	86,258	86,114	62,080
Iraq	6,296,753	5,021,529	1,849,031	1,307,730	544,399	12,97,042	11,04,966	4,30,460	2,59,012	1,34,700

No. 12—*continued*

ARTICLES, AND COUNTRIES OF FINAL DESTINATION; ALSO SHARE OF EACH PROVINCE	QUANTITY					VALUE				
	1932-33	1933-34	1934-35	1935-36	1936-37	1932-33	1933-34	1934-35	1935-36	1936-37
Textiles—continued						R	R	R	R	R
Cotton—continued										
Manufactures—continued										
Piecegoods—concluded										
Total of Piecegoods—continued	Yards	Yards	Yards	Yards	Yards					
Iran	6,414,425	9,140,487	1,419,144	744,274	4,244,780	12,13,278	18,09,184	2,85,874	1,45,390	10,56,338
Afghanistan	52,958	3,980	..	..	..	16,575	950	..	..	..
Sumatra	18,037	..	5,822	..	..	5,210	..	1,697	..	..
Siam	11,174	75,192	..	40	..	4,767	14,945	..	40	..
Japan	12,040	56,596	320,453	544,026	203,360	1,707	20,994	73,064	1,13,900	49,558
China (*exclusive of Hongkong and Macão*)	31,480	41,300	29,784	7,942	8,036	12,902	19,646	13,257	3,412	3,987
Egypt	30,000	500	..	..	8,570	6,050	120	..	..	1,457
Portuguese East Africa	319,810	172,709	200,841	496,727	282,705	68,970	36,112	45,808	90,608	60,432
Italian East Africa (Somaliland and Eritrea)	11,140	43,210	12,359	..	..	2,880	8,675	2,945	..	..
French Somaliland	67,260	118,513	..	912,000	4,500	14,151	20,005	..	1,25,600	660
United States of America—										
Via Atlantic Coast	49,585	29,810	..	..	..	17,050	8,148	..	..	..
Other Foreign Countries	1,113	27,810	18,203	7,600	2,723	1,003	7,579	3,921	1,691	890
TOTAL FOREIGN COUNTRIES	16,577,509	18,456,265	5,885,121	6,010,980	6,940,020	33,48,663	38,93,553	18,04,258	11,33,379	16,42,264
Share of Bengal	*12,566*	*64,425*	*76,640*	*176,044*	*254,085*	*5,476*	*21,220*	*[19,961*	*24,834*	*52,651*
" *Bombay*	*21,202,405*	*23,538,437*	*9,878,439*	*9,646,110*	*10,037,082*	*44,36,925*	*50,12,196*	*22,87,445*	*19,91,002*	*23,83,307*
" *Sind*	*298,165*	*491,936*	*745,072*	*459,492*	*265,644*	*70,319*	*1,20,632*	*1,77,162*	*1,05,496*	*64,039*
" *Madras*	*68,602*	*99,641*	*125,910*	*53,050*	*132,772*	*25,260*	*22,970*	*21,145*	*12,550*	*32,987*
" *Burma*	*61,161*	*599,987*	*94,312*	*56,339*	*95,589*	*16,041*	*1,51,695*	*26,835*	*17,215*	*42,916*
TOTAL	21,642,889	24,784,606	10,923,393	10,400,985	10,785,154	45,54,621	53,28,713	25,42,398	21,51,146	25,75,894
Rope (III. F)—	Lbs.	Lbs.	Lbs.	Lbs.	Lbs.					
TOTAL BRITISH EMPIRE	123	..	..	38	237	100	..	..	80	267
TOTAL FOREIGN COUNTRIES	..	..	..	364	..	..	..	..	375	..
Share of Bengal	..	..	..	*28*	*158*	..	..	..	*80*	*200*
" *Bombay*	*123*	..	..	*364*	*79*	*100*	..	..	*375*	*67*
TOTAL	123	..	..	392	237	100	..	..	455	267
Thread, sewing (III. F)—	Lbs.	Lbs.	Lbs.	Lbs.	Lbs.					
Ceylon (*excluding* Maldives)	3,488	1,612	4,115	1,606	1,225	7,069	3,625	9,449	4,580	2,081
Union of South Africa	24,602	11,346	13,129	5,474	7,274	71,205	35,870	41,951	15,995	20,175
Other British Possessions	9,768	5,517	4,149	2,549	1,722	10,365	7,076	7,410	4,250	5,018
TOTAL BRITISH EMPIRE	36,858	18,475	21,393	9,719	10,221	88,639	46,571	58,810	24,825	27,254
Native States in Arabia *other than* Maskat Territory and Trucial Oman	3,980	2,015	4,020	1,769	2,474	8,703	6,290	11,172	4,065	5,773
Portuguese East Africa	28,986	6,974	3,288	1,696	1,875	37,316	15,824	6,150	3,015	2,090
Other Foreign Countries	1,674	582	153	1,451	3,083	3,189	1,739	470	1,491	2,578
TOTAL FOREIGN COUNTRIES	29,640	9,471	7,411	4,016	7,432	49,208	23,853	17,792	9,771	11,041

FOREIGN MERCHANDISE

No. 12—*continued*

ARTICLES, AND COUNTRIES OF FINAL DESTINATION; ALSO SHARE OF EACH PROVINCE	QUANTITY					VALUE				
	1932-33	1933-34	1934-35	1935-36	1936-37	1932-33	1933-34	1934-35	1935-36	1936-37
Textiles—*continued*						R	R	R	R	R
Cotton—*continued*										
MANUFACTURES—*continued*										
Thread, sewing (III. P) —continued	Lbs.	Lbs.	Lbs.	Lbs.	Lbs.					
Share of Bengal	..	..	..	..	*224*	..	..	..	..	*315*
" *Bombay*	*55,913*	*27,916*	*28,551*	*13,956*	*17,009*	*1,35,367*	*70,424*	*76,122*	*33,805*	*37,183*
" *Sind*	*234*	..	*50*	*679*	*100*	*439*	..	*160*	*791*	*509*
" *Madras*	*636*	..	..	..	..	*822*	..	..	..	..
" *Burma*	*615*	..	*203*	..	*320*	*1,433*	..	*370*	..	*297*
TOTAL	56,498	27,946	28,804	14,635	17,653	1,37,847	70,424	76,602	34,596	38,296
Other sorts of manufactures (III. P)—	Lbs.	Lbs.	Lbs.	Lbs.	Lbs.					
United Kingdom (*including* Channel Islands)	13,683	193	11,323	7,824	1,231	9,891	299	31,666	7,749	1,551
Aden and Dependencies	56	547	688	1,206	6,807	100	545	390	1,250	3,140
Straits Settlements	29	4,450	112	100	455	87	5,620	166	194	586
Other British Possessions	1,353	2,372	3,698	3,907	3,396	1,511	2,928	4,528	4,446	2,720
TOTAL BRITISH EMPIRE	15,121	7,562	15,821	12,537	11,889	11,089	9,392	36,750	13,639	9,997
Japan	50	8	41,509	600	2,569	250	20	46,587	750	1,330
Other Foreign Countries	3,641	4,440	2,061	4,322	6,150	3,073	5,517	1,762	3,475	2,441
TOTAL FOREIGN COUNTRIES	3,691	4,448	43,570	4,922	8,719	3,323	5,537	48,349	4,225	3,771
Share of Bengal	*1,395*	*112*	*1,318*	*3,160*	*830*	*1,809*	*300*	*1,768*	*7,294*	*830*
" *Bombay*	*16,857*	*5,938*	*56,185*	*3,501*	*16,266*	*12,253*	*5,933*	*31,474*	*9,370*	*10,833*
" *Sind*	..	*323*	*224*	*728*	*2,516*	..	*1,429*	*166*	*515*	*1,245*
" *Madras*	*560*	*445*	..	..	..	*950*	*445*	..	..	..
" *Burma*	..	*5,294*	*1,651*	*70*	*996*	..	*6,831*	*1,791*	*585*	*855*
TOTAL	18,812	12,010	59,391	17,459	20,608	14,412	14,929	85,099	17,864	18,768
Total of Cotton manufactures (including *twist and yarn*)—										
United Kingdom (*including* Channel Islands)	—	—	—	—	—	46,497	36,884	92,229	40,512	1,11,054
Cyprus	—	—	—	—	—	..	..	..	11,000	..
Palestine	—	—	—	—	—	607	5,240	7,779	4,230	6,088
Aden and Dependencies	—	—	—	—	—	1,54,793	1,83,461	1,21,885	2,29,902	1,72,833
Bahrein Islands	—	—	—	—	—	4,43,270	2,40,844	2,19,570	1,81,242	1,21,542
Ceylon (*excluding* Maldives)	—	—	—	—	—	3,63,458	3,90,179	4,51,635	3,41,926	1,07,797
Straits Settlements	—	—	—	—	—	38,130	1,61,360	43,159	25,984	28,785
Hongkong	—	—	—	—	—	6,977	4,658	3,190	795	926
Union of South Africa	—	—	—	—	—	72,605	36,270	43,836	16,070	21,525
Zanzibar and Pemba	—	—	—	—	—	11,570	24,225	34,685	64,751	26,770
Kenya Colony	—	—	—	—	—	87,833	1,79,285	1,50,874	65,425	64,028
Tanganyika Territory	—	—	—	—	—	44,820	41,727	59,544	39,652	31,880
Anglo-Egyptian Sudan	—	—	—	—	—	85,560	1,90,837	1,28,208	1,00,468	2,52,554
Mauritius and Dependencies	—	—	—	—	—	13,890	15,451	1,297	6,704	7,869
Seychelles	—	—	—	—	—	48,885	32,041	37,374	24,030	50,840
Other British Possessions	—	—	—	—	—	11,344	2,205	6,615	2,678	441
TOTAL BRITISH EMPIRE	—	—	—	—	—	13,79,689	15,44,617	14,01,940	11,17,869	9,99,832

No. 12—*continued*

ARTICLES AND COUNTRIES OF FINAL DESTINATION; ALSO SHARE OF EACH PROVINCE	QUANTITY					VALUE				
	1932-33	1933-34	1934-35	1935-36	1936-37	1932-33	1933-34	1934-35	1935-36	1936-37
Textiles—*continued*						R	R	R	R	R
Cotton—*concluded*										
MANUFACTURES—*concluded*										
***Total of Cotton manufactures* (including *twist and yarn*)—continued**										
Italy (*including* Fiume)	—	—	—	—	—	200	4,718	5,000	..	150
Turkey, Asiatic	—	—	—	—	—	820	..	34,405	..	..
Syria	—	—	—	—	—	33,270	45,775	26,475	42,717	21,710
Muskat Territory and Trucial Oman	—	—	—	—	—	5,86,971	7,09,344	4,06,588	3,30,570	2,91,183
Other Native States in Arabia	—	—	—	—	—	1,26,709	1,80,929	1,06,283	96,755	77,357
Iraq	—	—	—	—	—	13,06,530	11,27,756	4,46,183	3,21,161	1,40,940
Iran	—	—	—	—	—	20,65,262	20,85,075	8,54,609	1,47,172	10,56,798
Afghanistan	—	—	—	—	—	18,875	950	..	..	..
Sumatra	—	—	—	—	—	5,210	..	1,607	..	..
Siam	—	—	—	—	—	4,767	14,945	..	40	..
Japan	—	—	—	—	—	2,467	23,545	1,31,284	1,15,850	78,906
China (*exclusive* of Hong-kong and Macão)	—	—	—	—	—	14,093	19,716	13,257	3,547	3,987
Egypt	—	—	—	—	—	28,235	15,222	17,190	22,626	5,607
Portuguese East Africa	—	—	—	—	—	1,11,335	55,068	52,011	96,821	63,952
Italian East Africa (Somaliland and Eritrea)	—	—	—	—	—	3,797	9,450	5,312	5,150	..
French Somaliland	—	—	—	—	—	30,021	34,210	16,500	1,36,370	7,585
United States of America—										
Via Atlantic Coast	—	—	—	—	—	17,100	3,148	141	..	334
Via Pacific	—	—	—	—	—	..	800	..	..	..
Other Foreign Countries	—	—	—	—	—	2,825	4,062	5,285	1,781	1,298
TOTAL FOREIGN COUNTRIES	—	—	—	—	—	43,57,977	43,39,713	16,28,119	13,21,509	17,49,807
Share of Bengal	—	—	—	—	—	*3,798*	*21,520*	*27,621*	*33,839*	*34,570*
" *Bombay*	—	—	—	—	—	*55,37,203*	*55,51,332*	*27,41,220*	*29,53,791*	*25,05,422*
" *Sind*	—	—	—	—	—	*72,382*	*1,25,096*	*1,93,156*	*1,16,644*	*77,542*
" *Madras*	—	—	—	—	—	*50,445*	*23,913*	*34,092*	*15,874*	*32,937*
" *Burma*	—	—	—	—	—	*18,339*	*1,62,469*	*29,070*	*17,800*	*46,118*
TOTAL	—	—	—	—	—	57,37,666	58,34,330	30,25,059	24,38,929	27,49,639
TOTAL OF COTTON, RAW AND MANUFACTURED	—	—	—	—	—	58,26,822	64,03,148	35,11,389	27,98,362	29,13,719
Flax—										
MANUFACTURES—										
Piecegoods (*III. T*)—	Yards	Yards	Yards	Yards	Yards					
TOTAL BRITISH EMPIRE	218	279	1,121	308	183	205	272	640	425	270
France	..	..	3,159	..	..	..	..	9,750	..	..
Other Foreign Countries	141	63	1,500	..	..	136	62	3,000	..	..
TOTAL FOREIGN COUNTRIES	141	63	4,659	..	..	136	62	12,750	..	..
Share of Bengal	..	*154*	*831*	..	*183*	..	*77*	*490*	..	*270*
" *Bombay*	*359*	*188*	*4,659*	*308*	..	*341*	*257*	*12,750*	*425*	..
" *Sind*	..	..	*300*	..	..	..	..	*150*	..	..
TOTAL	359	342	5,780	308	183	341	334	13,390	425	270
Other sorts (including *bags and sacks*) (*III. T*)—	Lbs.	Lbs.	Lbs.	Lbs.	Lbs.					
United Kingdom (*including* Channel Islands)	4,801	2,293	12,453	1,971	2,312	9,306	3,882	2,600	3,380	7,808
Other British Possessions	807	2,595	2,039	2,916	10,172	1,008	1,857	2,254	2,874	7,203
TOTAL BRITISH EMPIRE	5,608	4,888	14,492	4,887	12,484	10,406	5,739	4,854	6,254	15,011

No. 12—*continued*

ARTICLES, AND COUNTRIES OF FINAL DESTINATION; ALSO SHARE OF EACH PROVINCE	QUANTITY					VALUE				
	1932-33	1933-34	1934-35	1935-36	1936-37	1932-33	1933-34	1934-35	1935-36	1936-37
Textiles—*continued*						R	R	R	R	R
Flax—*continued*										
MANUFACTURES—*continued*										
Other sorts (including *bags and sacks*) (*III. T*)—continued	Lbs.	Lbs.	Lbs.	Lbs.	Lbs.					
TOTAL FOREIGN COUNTRIES	1,526	5,189	1,336	1,570	..	1,573	3,296	853	800	..
Share of Bengal	*449*	*1,165*	*15,357*	*3,369*	*3,659*	*605*	*1,777*	*5,178*	*2,589*	*10,856*
" *Bombay*	*1,357*	*1,871*	..	*2,832*	*3,669*	*1,230*	*1,297*	..	*2,325*	*3,938*
" *Sind*	*2,228*	*2,222*	*448*	*820*	*156*	*4,136*	*3,382*	*528*	*1,080*	*217*
" *Madras*	*600*	*4,686*	..	..	..	*836*	*2,562*	..	..	..
" *Burma*	*2,500*	*113*	*23*	*436*	..	*5,172*	*17*	*1*	*1,060*	..
TOTAL	7,134	10,077	15,828	6,457	12,484	11,979	9,035	5,707	7,054	15,011
Total of Flax manufactures—										
United Kingdom (*including* Channel Islands)	—	—	—	—	—	9,398	3,882	2,600	3,380	7,938
Other British Possessions	—	—	—	—	—	1,213	2,129	3,894	3,299	7,293
TOTAL BRITISH EMPIRE	—	—	—	—	—	10,611	6,011	5,494	6,679	15,231
France	—	—	—	—	—	196	2,422	9,950	..	..
Other Foreign Countries	—	—	—	—	—	1,513	936	3,653	800	..
TOTAL FOREIGN COUNTRIES	—	—	—	—	—	1,709	3,358	13,603	800	..
Share of Bengal	—	—	—	—	—	*605*	*1,854*	*5,668*	*2,589*	*11,126*
" *Bombay*	—	—	—	—	—	*1,571*	*1,554*	*12,750*	*2,750*	*3,938*
" *Sind*	—	—	—	—	—	*4,136*	*3,382*	*678*	*1,080*	*217*
" *Madras*	—	—	—	—	—	*836*	*2,562*	..	..	..
" *Burma*	—	—	—	—	—	*5,172*	*17*	*1*	*1,060*	..
TOTAL	—	—	—	—	—	12,320	9,369	19,097	7,479	15,281
Haberdashery and Millinery (III. T)—										
United Kingdom (*including* Channel Islands)	—	—	—	—	—	93,939	57,169	47,208	53,863	60,761
Aden and Dependencies	—	—	—	—	—	15,400	22,340	23,685	58,901	43,474
Bahrein Islands	—	—	—	—	—	34,478	20,740	22,778	24,785	38,419
Ceylon (*excluding* Maldives)	—	—	—	—	—	5,170	6,212	13,261	4,555	12,977
Union of South Africa	—	—	—	—	—	5,700	5,833	8,935	20,448	6,205
Zanzibar and Pemba	—	—	—	—	—	11,825	11,965	21,300	26,775	39,295
Kenya Colony	—	—	—	—	—	26,562	38,302	33,783	46,332	61,245
Tanganyika Territory	—	—	—	—	—	35,250	32,480	30,525	37,708	50,175
Mauritius and Dependencies	—	—	—	—	—	4,100	5,685	4,550	3,350	7,185
Seychelles	—	—	—	—	—	3,820	5,350	6,525	7,965	10,501
Other British Possessions	—	—	—	—	—	5,802	8,333	11,027	4,077	7,864
TOTAL BRITISH EMPIRE	—	—	—	—	—	2,42,037	2,14,409	2,24,177	2,88,759	3,49,971

No. 12—*continued*

ARTICLES, AND COUNTRIES OF FINAL DESTINATION; ALSO SHARE OF EACH PROVINCE	QUANTITY					VALUE				
	1932-33	1933-34	1934-35	1935-36	1936-37	1932-33	1933-34	1934-35	1935-36	1936-37
Textiles—*continued*										
Haberdashery and Millinery (III. T)—*continued*						R	R	R	R	R
Maskat Territory and Trucial Oman	—	—	—	—	—	31,980	37,510	34,445	20,876	33,350
Other Native States in Arabia	—	—	—	—	—	23,659	32,800	36,723	29,272	33,541
Iraq	—	—	—	—	—	17,478	9,469	6,040	5,710	4,920
Iran	—	—	—	—	—	7,381	7,384	6,264	1,721	2,200
Portuguese East Africa	—	—	—	—	—	13,154	14,778	19,470	10,777	16,060
French Somaliland	—	—	—	—	—	11,850	6,000	4,600	1,300	1,200
United States of America—										
Via Atlantic Coast	—	—	—	—	—	20,922	34,831	17,899	7,854	2,238
„ Pacific „	—	—	—	—	—	825	240	..	..	81
Other Foreign Countries	—	—	—	—	—	11,232	8,516	7,523	9,845	11,844
TOTAL FOREIGN COUNTRIES	—	—	—	—	—	1,38,476	1,51,018	1,33,868	96,355	1,05,434
Share of Bengal	—	—	—	—	—	*3,965*	*325*	*1,813*	*583*	*623*
„ *Bombay*	—	—	—	—	—	*2,30,199*	*3,22,187*	*3,11,108*	*3,63,922*	*4,27,968*
„ *Sind*	—	—	—	—	—	*33,080*	*38,093*	*36,995*	*16,966*	*21,606*
„ *Madras*	—	—	—	—	—	*4,303*	..	*2,641*	..	*2,137*
„ *Burma*	—	—	—	—	—	*8,966*	*4,322*	*5,788*	*3,643*	*3,071*
TOTAL	—	—	—	—	—	3,80,513	3,65,427	3,58,045	3,85,114	4,55,405
Silk—										
Raw (II. C)—	Lbs.	Lbs.	Lbs.	Lbs.	Lbs.					
Bahrein Islands	1,738	2,780	1,977	2,165	2,560	10,570	14,900	10,320	10,575	10,450
Straits Settlements	..	..	..	3,248	..	..	..	..	9,000	..
Hongkong	..	..	..	..	5,388	..	..	..	..	14,300
Other British Possessions	380	50	9,211	05	723	1,900	200	3,679	175	1,850
TOTAL BRITISH EMPIRE	2,118	2,780	11,188	5,468	8,671	12,470	15,100	13,999	19,750	26,600
TOTAL FOREIGN COUNTRIES	1,307	2,326	950	2,155	437	7,254	6,299	3,744	7,725	2,405
Share of Bengal	..	..	*215*	..	..	..	..	*325*	..	..
„ *Bombay*	*2,570*	*3,873*	*2,783*	*7,558*	*7,585*	*13,344*	*17,660*	*15,664*	*37,300*	*26,155*
„ *Sind*	*855*	*1,833*	*135*	*65*	*1,523*	*5,350*	*3,739*	*375*	*175*	*2,350*
„ *Burma*	..	..	*9,011*	..	..	..	..	*3,379*	..	..
TOTAL	3,425	5,706	12,144	7,023	9,108	19,724	21,399	17,743	27,475	29,005
Silk yarn, noils and warps (III. R)—	Lbs.	Lbs.	Lbs.	Lbs.	Lbs.					
Bahrein Islands	652	1,739	1,950	1,000	3,980	3,410	6,805	6,920	3,830	17,725
France	..	..	..	9,418	..	..	..	..	26,600	..
Maskat Territory and Trucial Oman	3,944	7,317	5,776	6,071	3,080	17,080	25,185	21,080	21,729	11,550
Other Native States in Arabia	100	400	560	940	1,448	400	1,425	1,320	3,029	6,390
Japan	900	..	..	..	1,102	6,786	..	..	..	3,800
Other Foreign Countries	..	..	100	200	3,650	..	..	300	600	6,775
TOTAL FOREIGN COUNTRIES	4,044	7,717	6,436	16,629	9,230	24,266	26,610	23,200	51,958	23,515
Share of Bengal	*900*	..	..	..	..	*6,786*	..	..	..	..
„ *Bombay*	*4,696*	*9,456*	*8,386*	*17,719*	*13,260*	*20,890*	*33,415*	*30,120*	*55,788*	*46,240*
TOTAL	5,596	9,456	8,386	17,719	13,260	27,676	33,415	30,120	55,788	46,240

No. 12—*continued*

ARTICLES, AND COUNTRIES OF FINAL DESTINATION; ALSO SHARE OF EACH PROVINCE	QUANTITY					VALUE				
	1932-33	1933-34	1934-35	1935-36	1936-37	1932-33	1933-34	1934-35	1935-36	1936-37
						R	R	R	R	R
Textiles—*continued*										
Silk—*continued*										
MANUFACTURES—										
Goods of silk mixed with other materials (III. R)—	Yards	Yards	Yards	Yards	Yards					
United Kingdom (*including* Channel Islands)	..	1,250	1,290	..	3,105	..	1,230	6,184	..	645
Aden and Dependencies	..	..	120,869	70,124	204,735	..	..	91,597	50,411	2,69,613
Bahrein Islands	..	..	20,148	..	9,548	..	..	12,455	..	8,950
Ceylon (*excluding* Maldives)	4,500	10,784	232,899	124,035	146,789	1,460	3,303	2,36,013	1,14,143	1,27,908
Straits Settlements	..	..	64,383	78,156	11,480	..	..	47,875	81,028	13,960
Union of South Africa	..	..	..	5,775	..	..	..	..	5,325	..
Zanzibar and Pemba	..	2,500	20,122	8,963	8,833	..	900	15,560	8,680	10,800
Kenya Colony	900	2,500	96,765	76,412	223,049	300	690	77,685	82,640	2,35,797
Tanganyika Territory	1,000	..	8,112	15,031	31,942	600	..	4,725	15,260	31,670
Anglo-Egyptian Sudan	..	..	73,442	8,363	60,213	..	..	37,755	7,046	49,969
Mauritius and Dependencies	..	..	..	2,500	16,709	..	..	..	2,752	21,400
Other British Possessions	300	1,000	1,873	..	3,441	450	400	1,180	..	1,230
TOTAL BRITISH EMPIRE	6,700	18,034	639,903	389,359	809,934	2,800	6,523	5,31,029	3,67,287	7 55,942
Italy (*including* Fiume)	..	6,450	..	..	3,345	..	14,080	..	..	2,895
Maskat Territory and Trucial Oman	1,800	..	1,550	..	10,374	1,100	..	1,100	..	11,875
Other Native States in Arabia	..	..	10,150	6,738	48,356	..	..	7,797	8,788	41,167
Iraq	..	..	19,277	..	68,990	..	..	9,500	..	47,250
Japan	3,300	..	2,500	7,063	37,464	1,545	..	1,900	7,992	21,538
Other Foreign Countries	..	..	4,285	7,559	2,675	..	..	3,745	8,245	4,180
TOTAL FOREIGN COUNTRIES	5,100	6,450	37,762	21,360	171,204	2,645	14,080	24,042	25,025	1 28,905
Share of Bengal	*3,600*	..	*706*	*334*	*3,105*	*1,995*	..	*4,324*	*975*	*645*
" *Bombay*	*8,200*	*24,484*	*676,640*	*390,036*	*954,485*	*3,450*	*20,603*	*5,50,304*	*3,59,389*	*3,78,039*
" *Sind*	..	..	..	*11,599*	..	..	..	..	*20,275*	..
" *Burma*	..	..	*319*	*2,750*	*23,548*	..	..	*443*	*1,673*	*3,178*
TOTAL	11,800	24,484	677,665	410,719	981,138	5,445	20,603	5,55,071	3,92,312	3,84,847
Silk piecegoods (III. R)—	Yards	Yards	Yards	Yards	Yards					
United Kingdom (*including* Channel Islands)	19	178	8,918	2	2,525	78	189	20,911	9	2,415
Aden and Dependencies	74,887	188,075	267,770	214,340	450,072	67,277	1,87,338	1,58,856	1,55,735	3,42,898
Bahrein Islands	..	1,100	31,747	5,470	39,908	..	1,300	26,490	4,880	31,919
Ceylon (*excluding* Maldives)	..	74,501	655,760	428,927	218,718	..	63,265	4,84,455	3,71,245	1,75,530
Straits Settlements	..	..	76,132	227,959	249,615	..	..	58,583	1,59,802	1,96,505
Union of South Africa	..	..	..	8,108	2,237	..	..	..	9,450	4,593
Zanzibar and Pemba	400	19,340	71,371	9,529	19,142	650	11,050	37,135	6,365	15,875
Kenya Colony	148,330	262,228	418,094	104,255	158,950	1,05,226	1,24,150	2,37,442	94,600	1,61,523
Tanganyika Territory	5,050	27,800	89,350	24,727	37,304	2,850	13,120	52,375	17,350	24,230
Anglo-Egyptian Sudan	..	83,110	128,020	115,421	102,819	..	50,172	71,848	81,075	80,818
Mauritius and Dependencies	2,750	9,250	150	..	1,405	1,900	5,990	800	..	1,990
Other British Possessions	705	..	..	..	..	580	..	..	..	..
TOTAL BRITISH EMPIRE	232,141	665,582	1,742,812	1,138,738	1,282,690	1,79,106	4,06,574	10,97,889	9,00,511	10,38,281
Italy (*including* Fiume)	1,059	2,917	1,325	..	318	1,629	6,690	3,000	..	600
Syria	..	..	..	158,291	65,102	..	..	..	1,46,108	49,525
Maskat Territory and Trucial Oman	400	3,782	12,338	212,766	313,340	600	1,633	3,150	1,64,174	2,07,577
Other Native States in Arabia	2,900	3,500	34,925	318,025	195,587	3,500	1,850	27,448	2,26,802	1,52,398
Iraq	15,249	36,211	1,250	..	35,263	12,530	20,220	600	..	27,360
Iran	..	..	55,220	36,375	72,025	..	..	35,890	31,720	57,945
Japan	500	175	7,150	22,307	5,550	1,100	320	6,775	30,686	5,831
Egypt	25	42,750	..	..	10	24	28,650	..	..	33
Canary Islands	..	..	1,225	6,825	..	..	..	800	6,370	..
Portuguese East Africa	..	4,425	6,150	3,040	7,045	..	2,205	2,870	4,335	6,075
Other Foreign Countries	5,725	300	3,140	..	333	4,268	600	3,540	..	650
TOTAL FOREIGN COUNTRIES	25,858	94,060	122,723	952,629	695,073	23,656	62,168	87,573	6,09,595	5,07,994

No. 12—*continued*

ARTICLES, AND COUNTRIES OF FINAL DESTINATION; ALSO SHARE OF EACH PROVINCE	QUANTITY					VALUE				
	1932-33	1933-34	1934-35	1935-36	1936-37	1932-33	1933-34	1934-35	1935-36	1936-37
Textiles—*continued*						R	R	R	R	R
Silk—*continued*										
MANUFACTURES—*continued*										
Silk piece goods (*III. R*)—*continued*	Yards	Yards	Yards	Yards	Yards					
Share of Bengal	..	*175*	*3,584*	*8,550*	*270*	..	*320*	*15,795*	*14,084*	*27*
„ *Bombay*	*257,492*	*768,189*	*1,816,731*	*1,607,667*	*1,950,611*	*2,01,643*	*4,66,935*	*11,37,111*	*13,06,476*	*14,51,432*
„ *Sind*	*500*	*1,100*	*25,250*	*273,694*	*23,300*	*1,100*	*1,300*	*24,357*	*1,83,802*	*70,451*
„ *Madras*	..	..	..	*294*	*23,032*	..	..	..	*290*	*14,375*
„ *Burma*	*7*	*178*	*19,970*	*1,952*	..	*19*	*189*	*2,899*	*554*	..
TOTAL	257,999	769,642	1,865,585	1,891,867	1,977,763	2,03,762	4,68,742	11,85,462	15,10,206	15,46,275
Thread for sewing (III. R)—	Lbs.	Lbs.	Lbs.	Lbs.	Lbs.					
TOTAL BRITISH EMPIRE	..	..	200	412	..	..	..	600	700	..
TOTAL FOREIGN COUNTRIES	..	..	..	..	322	..	..	..	..	1,110
Share of Bombay	..	..	*200*	*412*	*300*	..	..	*600*	*700*	*1,000*
„ *Sind*	..	..	..	..	*22*	..	..	..	..	*110*
TOTAL	..	..	200	412	322	..	..	600	700	1,110
Other sorts (III. R)—	Lbs.	Lbs.	Lbs.	Lbs.	Lbs.					
Aden and Dependencies	..	..	100	..	707	..	..	500	..	5,550
Kenya Colony	..	..	..	..	972	..	..	..	..	7,485
Other British Possessions	110	..	1,022	236	866	440	100	7,450	1,740	7,278
TOTAL BRITISH EMPIRE	110	..	1,122	236	2,545	440	190	7,950	1,740	20,313
TOTAL FOREIGN COUNTRIES	407	492	112	1,377	10	2,625	5,369	100	4,823	20
Share of Bengal	..	..	..	*328*	*336*	..	*190*	..	*328*	*2,153*
„ *Bombay*	*457*	*60*	*1,224*	*124*	*2,209*	*2,765*	*472*	*7,550*	*540*	*18,169*
„ *Sind*	*60*	*432*	..	*661*	*10*	*300*	*4,891*	..	*5,200*	*20*
„ *Burma*	..	..	*10*	..	..	..	..	*500*	..	..
TOTAL	517	492	1,234	1,013	2,555	3,065	5,559	8,050	6,568	20,333
Total of Silk manufactures (including *silk yarn*)—										
United Kingdom (*including* Channel Islands)	—	—	—	—	—	73	1,609	30,895	1,809	6,250
Aden and Dependencies	—	—	—	—	—	67,277	1,27,338	2,51,253	2,06,146	6,12,061
Bahrein Islands	—	—	—	—	—	3,850	8,105	49,015	9,410	58,594
Ceylon (*excluding* Maldives)	—	—	—	—	—	1,450	66,563	6,70,468	4,85,628	3,08,438
Straits Settlements	—	—	—	—	—	..	..	1,06,956	2,40,830	2,10,790
Union of South Africa	—	—	—	—	—	..	..	..	14,775	6,192
Zanzibar and Pemba	—	—	—	—	—	650	11,950	52,695	15,045	26,675
Kenya Colony	—	—	—	—	—	1,06,126	1,24,840	3,15,127	1,77,240	3,94,805
Tanganyika Territory	—	—	—	—	—	3,450	18,120	57,100	32,610	55,906
Anglo-Egyptian Sudan	—	—	—	—	—	..	50,172	1,09,597	38,128	1,50,752
Mauritius and Dependencies	—	—	—	—	—	1,900	5,990	300	2,752	25,588
Other British Possessions	—	—	—	—	—	980	400	1,180	..	1,280
TOTAL BRITISH EMPIRE	—	—	—	—	—	1,85,756	4,20,092	16,44,588	12,74,068	18,32,261
France	—	—	—	—	—	2,850	..	..	27,885	650
Italy (*including* Fiume)	—	—	—	—	—	1,627	20,770	2,000	..	3,495
Syria	—	—	—	—	—	..	..	..	1,49,108	49,525
Muskat Territory and Trucial Oman	—	—	—	—	—	19,255	27,218	30,330	1,85,903	2,31,132
Other Native States in Arabia	—	—	—	—	—	3,900	3,275	37,165	2,38,119	2,00,955
Iraq	—	—	—	—	—	12,530	20,530	10,100	..	76,210
Iran	—	—	—	—	—	..	..	38,890	31,720	57,945
Japan	—	—	—	—	—	9,721	330	8,675	43,506	31,169
Egypt	—	—	—	—	—	24	30,250	300	600	2,908
Canary Islands	—	—	—	—	—	..	..	800	6,870	..
Portuguese East Africa	—	—	—	—	—	..	2,205	2,880	7,320	7,605
Other Foreign Countries	—	—	—	—	—	3,265	3,569	3,775	975	3,950
TOTAL FOREIGN COUNTRIES	—	—	—	—	—	53,192	1,08,227	1,34,915	6,91,506	6,66,544

FOREIGN MERCHANDISE

No. 12—*continued*

ARTICLES, AND COUNTRIES OF FINAL DESTINATION; ALSO SHARE OF EACH PROVINCE	QUANTITY					VALUE				
	1932-33	1933-34	1934-35	1935-36	1936-37	1932-33	1933-34	1934-35	1935-36	1936-37
Textiles—*continued*										
Silk—*concluded*						R	R	R	R	R
MANUFACTURES—*concluded*										
Total of Silk manufactures (including *silk yarn*)—*continued*										
Share of Bengal	—	—	—	—	—	*8,781*	*510*	*20,119*	*15,887*	*2,846*
„ *Bombay*	—	—	—	—	—	*2,28,748*	*5,21,429*	*17,35,235*	*17,32,193*	*24,04,351*
„ *Sind*	—	—	—	—	—	*1,400*	*6,191*	*24,257*	*2,14,277*	*70,581*
„ *Madras*	—	—	—	—	—	..	..	..	*200*	*14,376*
„ *Burma*	—	—	—	—	—	*19*	*189*	*2,918*	*2,227*	*6,171*
TOTAL	—	—	—	—	—	2,38,948	5,28,319	17,79,508	19,65,574	24,98,805
Total of Silk, raw and manufactures	—	—	—	—	—	2,58,672	5,49,718	17,97,246	19,93,049	25,27,810
Wool, raw (II. P)—	Lbs.	Lbs.	Lbs.	Lbs.	Lbs.					
United Kingdom (*including* Channel Islands)	2,190,375	2,551,810	859,971	805,126	770,406	7,96,809	9,21,732	2,99,018	3,06,965	3,55,101
Canada— *Vid* Atlantic coast	..	..	63,350	11,200	..	..	..	20,875	4,200	..
Other British Possessions	700	..	..	362	200	780	..	..	660	500
TOTAL BRITISH EMPIRE	2,191,075	2,551,810	923,321	816,688	770,606	7,97,589	9,21,732	3,19,893	3,11,845	3,55,602
Sweden	..	..	..	..	30,978	..	..	..	..	13,933
Germany	5,495	67,552	75,348	32,522	245,289	2,888	18,721	20,650	9,830	1,09,057
Belgium	..	258,808	118,369	6,720	..	..	67,743	31,089	2,000	..
France	8,960	92,717	57,450	..	14,466	3,900	25,200	20,760	..	4,690
Greece (*including* Crete)	..	..	54,250	65,992	22,050	..	..	13,025	14,931	8,204
Syria	..	..	..	..	13,440	..	..	..	..	6,000
Japan	..	..	45,910	..	10,664	..	..	7,915	..	4,800
Egypt	..	..	..	672	59,976	..	..	..	200	21,420
United States of America—										
Vid Atlantic Coast	1,657,532	7,644,227	5,030,632	10,424,357	12,061,458	4,94,188	20,75,286	11,60,614	24,61,993	33,05,811
Other Foreign Countries	..	1,472	12,922	..	..	..	400	2,602	..	..
TOTAL FOREIGN COUNTRIES	1,671,927	8,064,771	5,389,831	10,530,263	12,478,321	5,00,171	21,87,400	12,56,655	24,88,954	34 78,005
Share of Bengal	*1,288,642*	*5,216,217*	*4,161,842*	*7,961,007*	*9,481,367*	*3,66,838*	*10,24,746*	*6,97,612*	*12,02,758*	*20,17,545*
„ *Bombay*	*11,758*	*60,480*	*46,385*	*11,714*	*86,720*	*3,370*	*18,770*	*20,160*	*5,660*	*22,770*
„ *Sind*	*2,562,572*	*5,339,334*	*2,124,986*	*4,071,839*	*3,030,340*	*6,27,702*	*20,75,616*	*5,59,276*	*15,99,581*	*27,78,292*
TOTAL	3,863,002	10,616,581	6,313,203	11,346,951	13,248,927	12,07,710	31,19,132	15,76,548	28,00,799	38,28,607
MANUFACTURES—										
Piecegoods (III. S)—	Yards	Yards	Yards	Yards	Yards					
United Kingdom (*including* Channel Islands)	28	70	1,140	1,162	5,751	250	282	5,116	5,170	10,466
Palestine	..	..	..	1,450	400	..	..	..	7,800	900
Aden and Dependencies	651	7,507	16,664	11,753	26,327	1,230	4,615	24,975	20,600	41,835
Bahrein Islands	2,058	5,088	6,404	1,461	12,361	4,560	4,025	9,150	4 315	19,319
Ceylon (*excluding* Maldives)	..	18,751	32,691	1,856	12,559	..	9,585	32,890	2,716	7,165
Zanzibar and Pemba	..	966	1,695	2,117	2,811	..	1,730	3,360	3,910	5,850
Kenya Colony	3,917	9,279	30,712	5,407	13,699	8,796	15,048	58,120	13,050	30,940
Tanganyika Territory	..	351	693	354	3,148	..	700	1,750	600	5,675
Mauritius and Dependencies	..	5,310	617	..	1,049	..	10,848	1,200	..	1,360
Other British Possessions	214	1,602	2,679	1,051	2,952	780	2,162	3,568	1,965	4 258
TOTAL BRITISH EMPIRE	6,868	48,924	93,295	26,611	81,052	15,625	48,945	1,40,129	60,126	1,27,698
Belgium	981	3,443	359	6,689	..	2,700	8,560	688	17,600	..
Maskat Territory and Trucial Oman	..	2,291	3,627	..	5,834	..	4,959	7,825	..	10,437
Other Native States in Arabia	725	2,341	16,417	4,791	15,961	1,540	4,195	22,782	9,486	30,930
Iraq	2,141	2,761	80	750	..	6,080	2,700	160	1,600	..
Iran	320	1,960	6,300	20,999	8,942	2,850	4,665	6,505	41,988	19,974
Japan	534	1,235	5,424	6,409	961	2,208	2,489	11,729	16,117	3,156
Other Foreign Countries	504	5,741	848	756	3,002	2,057	8,646	450	1,175	6,656
TOTAL FOREIGN COUNTRIES	5,155	19,792	32,555	40,344	34,700	16,880	36,214	50,134	87,961	71,153

No. 12—*continued*

ARTICLES AND COUNTRIES OF FINAL DESTINATION; ALSO SHARE OF EACH PROVINCE	QUANTITY					VALUE				
	1932-33	1933-34	1934-35	1935-36	1936-37	1932-33	1933-34	1934-35	1935-36	1936-37
						R	R	R	R	R
Textiles—*continued*										
Wool—*continued*										
MANUFACTURES—*continued*	Yards	Yards	Yards	Yards	Yards					
Piecegoods (III. S)—continued										
Share of Bengal	*834*	*4,307*	*77*	*1,494*	*35*	*2,203*	*4,489*	*544*	*6,517*	*260*
" *Bombay*	*9,307*	*53,079*	*121,707*	*54,987*	*106,033*	*24,267*	*65,705*	*1,80,339*	*1,05,262*	*1,80,285*
" *Sind*	*2,177*	*6,330*	*2,129*	*10,474*	*3,110*	*8,035*	*14,985*	*5,568*	*37,308*	*36,270*
" *Madras*	..	..	*250*	..	*1,205*	..	..	*613*	..	*1,205*
" *Burma*	..	..	*1,687*	..	*869*	..	..	*3,189*	..	*831*
TOTAL	12,018	63,716	125,850	66,955	115,752	32,505	85,159	1,90,263	1,48,087	1,98,851
Shawls (III. S)—	No.	No.	No.	No.	No.					
TOTAL BRITISH EMPIRE	..	180	2,187	1,170	1,278	..	750	7,730	2,165	3,428
TOTAL FOREIGN COUNTRIES	851	600	200	30	250	4,330	1,500	960	150	1,200
Share of Bombay	*851*	*780*	*1,980*	*1,200*	*1,233*	*4,330*	*2,250*	*6,975*	*2,315*	*3,635*
" *Sind*	..	..	*200*	..	..	..	..	*960*	..	..
" *Madras*	..	..	*207*	..	*295*	..	..	*755*	..	*993*
TOTAL	851	780	2,387	1,200	1,528	4,330	2,250	8,690	2,315	4,628
Other sorts (III. S)—	Lbs.	Lbs.	Lbs.	Lbs.	Lbs.					
United Kingdom (*including* Channel Islands)	493,800	335,255	274,579	252,058	741,049	12,38,049	7,01,620	5,30,250	3,56,964	10,31,379
Palestine	5,210	7,434	3,664	3,220	2,880	14,925	20,090	8,550	8,200	11,200
Aden and Dependencies	7,496	4,395	6,288	3,478	25,870	8,801	4,263	6,460	7,870	35,105
Bahrein Islands	5,859	2,725	3,959	5,019	21,600	6,925	2,872	4,525	6,415	22,965
Ceylon (*excluding* Maldives)	1,963	2,047	5,099	1,130	3,861	2,775	3,257	7,353	2,933	8,628
Straits Settlements	2,439	2,171	4,045	8,122	3,115	3,695	4,056	14,159	19,762	7,992
Zanzibar and Pemba	730	454	623	1,376	2,399	520	700	850	3,500	8,907
Kenya Colony	1,631	1,577	5,092	2,648	3,070	4,073	4,225	6,514	5,222	5,699
Canada—										
Viâ Atlantic Coast	3,616	9,044	10,349	..	..	13,960	20,604	18,375	..	..
Commonwealth of Australia	16	..	3,088	996	142	50	..	8,310	3,043	675
Other British Possessions	558	184	2,891	483	4,420	1,475	370	3,480	1,368	7,105
TOTAL BRITISH EMPIRE	528,318	365,286	319,677	278,530	808,400	12,95,248	7,62,057	6,08,826	4,15,277	11,39,655
Sweden	25,736	..	..	324	30	57,200	..	..	1,100	150
Germany	8,100	9,250	2,071	22,014	6,565	26,150	19,063	8,915	10,702	12,028
Netherlands	7,983	15,875	19,478	2,268	..	12,844	19,756	35,725	5,799	..
France	6,718	84	..	99	1,130	15,350	800	..	395	1,130
Italy (*including* Fiume)	30,208	16,656	244	2,347	4,790	77,056	38,690	635	7,036	7,705

No. 12—*continued*

ARTICLES AND COUNTRIES OF FINAL DESTINATION; ALSO SHARE OF EACH PROVINCE	QUANTITY					VALUE				
	1932-33	1933-34	1934-35	1935-36	1936-37	1932-33	1933-34	1934-35	1935-36	1936-37
Textiles—*continued*						R	R	R	R	R
Wool—*continued*	Lbs.	Lbs.	Lbs.	Lbs.	Lbs.					
MANUFACTURES—*continued*										
Other sorts (III. S)—continued										
Turkey, European	41,586	100,904	60,118	49,224	13,104	1,12,903	2,21,850	1,09,000	66,200	19,600
Syria	1,480	2,423	1,000	1,800	672	3,590	7,205	1,000	900	2,000
Maskat Territory and Trucial Oman	4,334	5,589	6,931	4,272	6,349	5,810	6,272	9,278	5,288	6,740
Other Native States in Arabia	2,787	501	1,995	5,869	14,271	2,600	850	3,246	6,881	18,056
Iraq	2,166	4,494	1,458	1,606	310	3,245	5,961	1,767	4,500	805
Iran	1,312	502	3,495	..	..	1,075	1,275	6,157	..	..
Java	604	3,502	304	785	..	1,035	9,950	1,000	2,438	..
Japan	504	48	428	3,384	411	2,225	200	1,244	7,019	762
Egypt	18,105	23,962	15,185	13,646	2,193	54,111	58,830	33,550	28,700	5,550
United States of America—										
Vid Atlantic Coast	124,212	37,687	4,138	4,402	6,692	2,71,175	79,315	11,844	2,761	39,380
„ Pacific „	40	2,775	500	224	..	230	3,080	1,800	1,300	..
Other Foreign Countries	2,512	2,857	5,674	4,138	5,134	7,179	7,098	14,780	6,975	8,397
TOTAL FOREIGN COUNTRIES	276,407	287,409	123,912	116,402	61,650	6,54,378	5,10,295	2,39,541	1,57,444	1,22,813
Share of Bengal	*2,335*	*10,496*	*6,735*	*19,545*	*3,530*	*6,106*	*3,618*	*9,915*	*7,456*	*9,759*
„ *Bombay*	*313,670*	*177,778*	*117,024*	*98,163*	*255,628*	*7,97,415*	*4,92,314*	*2,61,318*	*1,71,968*	*4,15,148*
„ *Sind*	*489,854*	*403,540*	*320,132*	*276,670*	*609,703*	*11,44,808*	*8,51,326*	*5,76,937*	*3,91,238*	*8,35,439*
„ *Madras*	*497*	..	*409*	*108*	*1,130*	*630*	..	*555*	*575*	*1,136*
„ *Burma*	*369*	*5,351*	*247*	*654*	*65*	*667*	*10,096*	*647*	*1,484*	*612*
TOTAL	806,725	602,695	443,589	394,032	870,056	19,49,626	12,78,352	8,48,367	5,72,721	12,61,968
Total of Woollen manufactures—										
United Kingdom (*including* Channel Islands)	—	—	—	—	—	12,38,299	7,01,902	5,27,766	3,62,134	10,41,845
Palestine	—	—	—	—	—	14,925	21,465	8,550	16,000	12,100
Aden and Dependencies	—	—	—	—	—	10,031	8,878	31,435	28,470	78,320
Bahrein Islands	—	—	—	—	—	11,485	7,147	16,475	11,130	42,284
Ceylon (*excluding* Maldives)	—	—	—	—	—	2,775	13,792	40,573	5,649	15,806
Straits Settlements	—	—	—	—	—	3,695	4,056	15,527	19,852	8,539
Zanzibar and Pemba	—	—	—	—	—	520	2,430	4,210	7,410	14,757
Kenya Colony	—	—	—	—	—	12,869	19,278	66,079	20,037	37,334
Tanganyika Territory	—	—	—	—	—	150	700	3,490	665	10,440
Mauritius and Dependencies	—	—	—	—	—		10,848	1,200	..	1,800
Canada—										
Vid Atlantic Coast	—	—	—	—	—	13,960	20,604	18,875	..	..
Commonwealth of Australia	—	—	—	—	—	50	..	8,210	8,043	675
Other British Possessions	—	—	—	—	—	2,114	1,657	4,735	3,178	7,381
TOTAL BRITISH EMPIRE	—	—	—	—	—	13,10,878	8,11,752	7,56,725	4,77,568	12,70,781
Sweden	—	—	—	—	—	57,200	..	..	1,100	150
Germany	—	—	—	—	—	26,150	28,068	8,915	10,702	12,028
Netherlands	—	—	—	—	—	12,844	19,756	35,725	5,799	..
Belgium	—	—	—	—	—	2,700	8,660	1,938	19,050	..
France	—	—	—	—	—	15,380	800	..	595	1,130
Italy (*including* Fiume)	—	—	—	—	—	77,056	38,690	635	7,036	7,70
Turkey, European	—	—	—	—	—	1,12,903	2,28,850	1,09,000	66,200	19,600

No. 12—*continued*

ARTICLES, AND COUNTRIES OF FINAL DESTINATION; ALSO SHARE OF EACH PROVINCE	Quantity					Value				
	1932-33	1933-34	1934-35	1935-36	1936-37	1932-33	1933-34	1934-35	1935-36	1936-37
						R	R	R	R	R
Textiles—*continued*										
Wool—*concluded*										
MANUFACTURES—*concluded*										
Total of Woollen manufactures—continued										
Syria	—	—	—	—	—	3,590	7,205	1,000	900	2,000
Maskat Territory and Trucial Oman	—	—	—	—	—	7,910	12,231	18,163	5,438	17,177
Other Native States in Arabia	—	—	—	—	—	4,140	5,645	26,028	15,817	50,196
Iraq	—	—	—	—	—	9,875	8,661	1,927	6,100	805
Iran	—	—	—	—	—	3,425	5,940	12,662	41,983	19,974
Java	—	—	—	—	—	1,035	9,950	1,000	2,438	..
Japan	—	—	—	—	—	3,428	2,689	12,978	23,136	3,918
Egypt	—	—	—	—	—	54,111	38,880	33,550	28,700	5,550
Portuguese East Africa	—	—	—	—	—	2,629	580	450	3,000	5,555
United States of America—*Vid* Atlantic Coast	—	—	—	—	—	2,78,375	79,315	11,844	2,761	40,380
„ Pacific „	—	—	—	—	—	280	3,080	1,300	1,300	..
Other Foreign Countries	—	—	—	—	—	7,607	9,614	14,090	3,500	8,498
TOTAL FOREIGN COUNTRIES	—	—	—	—	—	6,75,588	5,48,009	2,90,595	2,45,555	1,94,666
Share of Bengal	—	—	—	—	—	*3,309*	*13,107*	*10,469*	*12,973*	*9,999*
„ *Bombay*	—	—	—	—	—	*3,26,012*	*4,70,269*	*4,45,637*	*2,79,545*	*5,99,068*
„ *Sind*	—	—	—	—	—	*11,50,843*	*8,66,291*	*6,82,465*	*4,28,546*	*8,51,709*
„ *Madras*	—	—	—	—	—	*630*	—	*1,923*	*575*	*3,328*
„ *Burma*	—	—	—	—	—	*667*	*10,094*	*3,245*	*1,484*	*1,343*
TOTAL	—	—	—	—	—	19,86,461	18,59,761	16,47,320	7,23,123	14,65,447
Total of Wool and Woollens	—	—	—	—	—	32,84,171	44,78,893	26,23,868	35,23,922	52,94,054
OTHER TEXTILES—	Cwts.	Cwts.	Cwts.	Cwts.	Cwts.					
Raw (III. Q)—										
TOTAL BRITISH EMPIRE	..	67	..	..	..	..	1,500	..	..	..
Spain	..	419	..	..	..	..	7,200	..	..	..
Other Foreign Countries	..	1	..	..	..	..	30	..	..	10
TOTAL FOREIGN COUNTRIES	..	420	..	..	..	..	7,230	..	..	10
Share of Bombay	..	..	..	..	..	..	..	..	..	*10*
„ *Burma*	..	*507*	..	..	..	..	*8,730*	..	..	..
TOTAL	..	507	..	..	..	..	8,730	..	..	10
Manufactures (III. T)—										
United Kingdom (*including* Channel Islands)	—	—	—	—	—	15,597	24,159	1,18,570	5,063	8,529
Gibraltar	—	—	—	—	—	1,000	..	..	9,445	..
Aden and Dependencies	—	—	—	—	—	76,879	2,67,624	2,61,034	2,91,692	12,23,426
Bahrein Islands	—	—	—	—	—	44,988	40,093	1,38,054	1,06,174	2,50,486
Ceylon (*excluding* Maldives)	—	—	—	—	—	24,762	6,23,771	4,95,118	2,38,818	1,44,006
Straits Settlements	—	—	—	—	—	2,856	1,400	10,593	87,168	60,480
Gold Coast (*including* Br. Mandated Territory of Togoland)	—	—	—	—	—	..	6,760	..	..	..
Union of South Africa	—	—	—	—	—	..	2,210	18	200	7,128
Zanzibar and Pemba	—	—	—	—	—	9,191	11,785	60,865	66,825	87,200
Kenya Colony	—	—	—	—	—	1,31,485	3,67,260	3,54,175	2,41,480	7,45,508
Tanganyika Territory	—	—	—	—	—	21,705	14,955	38,100	69,375	91,355
Anglo-Egyptian Sudan	—	—	—	—	—	22,705	4,70,540	3,60,104	2,96,516	4,46,774
Mauritius and Dependencies	—	—	—	—	—	18,690	65,618	530	2,758	7,340
Seychelles	—	—	—	—	—	6,205	5,640	3,541	13,460	26,335
Fiji Islands	—	—	—	—	—	7,394	—	..	5,855	7,254
Other British Possessions	—	—	—	—	—	..	500	4,225	2,164	810
TOTAL BRITISH EMPIRE	—	—	—	—	—	3,83,500	19,12,265	18,39,927	14,36,988	31,09,131
Germany	—	—	—	—	—	..	805	28,622	593	7,040
Belgium	—	—	—	—	—	..	..	7,752	..	..
Syria	—	—	—	—	—	..	..	75,000	14,188	900
Maskat Territory and Trucial Oman	—	—	—	—	—	14,585	1,75,870	55,145	1,74,601	1,10,396
Other Native States in Arabia	—	—	—	—	—	40,644	74,125	1,12,239	1,23,632	2,64,058
Iraq	—	—	—	—	—	2,40,668	3,64,669	11,02,298	7,88,138	16,31,093
Iran	—	—	—	—	—	242	20,914	1,02,687	39,812	8,023
Japan	—	—	—	—	—	3,120	10,190	1,05,202	1,75,788	3,70,657
Egypt	—	—	—	—	—	15	2,500	..	18,560	3,000
Morocco, French Protectorate	—	—	—	—	—	..	..	..	..	5,400
Canary Islands	—	—	—	—	—	..	..	..	22,008	..
Portuguese East Africa	—	—	—	—	—	38,685	49,570	31,595	68,918	73,027
Other Foreign Countries	—	—	—	—	—	13,397	15,188	18,077	1,586	900
TOTAL FOREIGN COUNTRIES	—	—	—	—	—	3,51,356	12,13,821	16,38,617	14,22,719	24,74,494

No 12—*continued*

ARTICLES, AND COUNTRIES OF FINAL DESTINATION; ALSO SHARE OF EACH PROVINCE	QUANTITY					VALUE				
	1932-33	1933-34	1934-35	1935-36	1936-37	1932-33	1933-34	1934-35	1935-36	1936-37
Textiles—*concluded*						R	R	R	R	R
Other Textiles—*continued*										
MANUFACTURES (III. T) —*continued*										
Share of Bengal	—	—	—	—	—	*4,490*	*11,439*	*22,752*	*22,807*	*23,911*
„ Bombay	—	—	—	—	—	*7,25,038*	*36,94,145*	*23,45,973*	*27,64,592*	*35,27,954*
„ Sind	—	—	—	—	—	*150*	*18,868*	*53,762*	*67,799*	*29,191*
„ Madras	—	—	—	—	—	..	*1,422*	*22,011*	*203*	*2,337*
„ Burma	—	—	—	—	—	*2,078*	*15*	*3,446*	*4,896*	*250*
TOTAL	—	—	—	—	—	7,34,756	31,26,086	24,78,544	28,59,707	35,83,623
Total of Textiles, raw materials	—	—	—	—	—	14,06,590	37,58,079	20,80,621	31,87,707	40,21,702
Total of Yarns and Textile fabrics	—	—	—	—	—	90,90,664	1,12,73,292	97,07,568	83,79,926	1,27,68,202
Total of Textiles, raw and manufactures	—	—	—	—	—	1,04,97,254	1,50,31,371	1,17,88 189	1,15,67,633	1,67,89,904
Tobacco—										
Unmanufactured (I. J)—	Lbs.	Lbs.	Lbs.	Lbs.	Lbs.					
Aden and Dependencies	..	10,140	919	..	440	..	19,012	500	..	450
Other British Possessions	17,645	61	..	..	..	3,183	244	..	..	..
TOTAL BRITISH EMPIRE	17,645	10,201	919	..	440	3,183	19,256	500	..	450
United States of America— Fid Atlantic Coast	..	4,248	..	51,196	4,290	..	7,752	..	34,581	2,623
Other Foreign Countries	..	4,163	3,896	..	..	..	4,651	3,074	..	..
TOTAL FOREIGN COUNTRIES	..	8,411	3,896	51,196	4,290	..	12,403	3,074	34,581	2,623
Share of Bengal	*16,093*	*61*	*3,896*	*51,196*	*4,290*	*1,823*	*244*	*3,074*	*34,581*	*2,623*
„ Bombay	*48*	*17,946*	*919*	..	*440*	*36*	*20,647*	*500*	..	*450*
„ Sind	..	*504*	..	..	..	..	*622*	..	..	..
„ Madras	*1,499*	*103*	..	..	..	*1,325*	*246*	..	..	..
TOTAL	17,645	18,612	4,815	51,196	4,730	3,183	31,659	3,574	34,581	3,073
Manufactured (I. J)—	Lbs.	Lbs.	Lbs.	Lbs.	Lbs.					
United Kingdom (*including* Channel Islands)	3,434	1,963	4,358	3,096	4,879	11,696	7,768	15,301	11,564	14,818
Aden and Dependencies	1,559	881	5,910	78	281	6,701	1,672	17,998	290	2,112
Bahrein Islands	125	1,421	3,436	25	52	500	5,005	9,863	96	150
Ceylon (*excluding* Maldives)	22	34	3,178	197	237	87	195	11,386	1,004	766
Straits Settlements	..	26	1,271	264	1,069	..	55	9,639	1,018	1,089
Other British Possessions	2,039	445	374	602	163	4,100	1,469	1,539	2,470	800
TOTAL BRITISH EMPIRE	7,179	4,740	18,522	4,264	6,631	23,084	16,304	65,720	16,437	19,685
Belgium	..	..	..	4,541	..	..	..	..	23,261	..
Muskat Territory and Trucial Oman	664	1,425	2,506	487	1,718	3,651	5,216	12,183	4,150	12,730
Other Native States in Arabia	..	..	1,254	..	68	..	..	6,298	..	500
Japan	..	21	13,822	..	..	..	250	34,568	..	..
Other Foreign Countries	969	1,290	4,049	1,444	1,290	3,340	3,553	8,545	4,590	2,914
TOTAL FOREIGN COUNTRIES	1,633	2,676	21,631	6,472	3,071	6,991	9,021	61,589	32,001	16,144
Share of Bengal	*2,075*	..	*11,089*	*4,606*	*1,300*	*4,176*	..	*26,644*	*23,447*	*1,422*
„ Bombay	*2,095*	*1,355*	*21,166*	*1,254*	*5,069*	*8,231*	*7,489*	*78,296*	*8,119*	*23,634*
„ Sind	*928*	*1,985*	*2,148*	*75*	*178*	*5,598*	*6,506*	*5,805*	*600*	*846*
„ Madras	*3,716*	*3,892*	*5,314*	*4,338*	*3,305*	*11,470*	*11,920*	*18,287*	*14,551*	*9,937*
„ Burma	..	*184*	*436*	*563*	..	..	*412*	*1,777*	*1,741*	..
TOTAL	8,812	7,416	40,153	10,786	9,752	30,075	25,325	1,27,809	48,438	35,829
TOTAL OF TOBACCO	Lbs. 26,457	Lbs. 26,028	Lbs. 44,268	Lbs. 61,982	Lbs. 14,482	33,258	56,984	1,30,883	83,019	38 902

No. 12—*continued*

ARTICLES, AND COUNTRIES OF FINAL DESTINATION; ALSO SHARE OF EACH PROVINCE	QUANTITY					VALUE				
	1932-33	1933-34	1934-35	1935-36	1936-37	1932-33	1933-34	1934-35	1935-36	1936-37
						R	R	R	R	R
Toys and requisites for games and sports *(including fishing tackle, (other than fire-arms)* (III. U)—										
United Kingdom *(including Channel Islands)*	—	—	—	—	—	25,691	19,017	14,570	13,048	13,159
Union of South Africa	—	—	—	—	—	3,510	1,571	..	200	19,307
Kenya Colony	—	—	—	—	—	3,680	677	5,718	1,570	3,615
Other British Possessions	—	—	—	—	—	5,588	12,570	9,314	10,587	14,691
TOTAL BRITISH EMPIRE	—	—	—	—	—	43,469	33,835	29,597	25,405	55,772
Sweden	—	—	—	—	—	..	3,015	..	2,078	1,210
France	—	—	—	—	—	150	50	..	5,900	100
Iraq	—	—	—	—	—	803	2,798	3,562	2,460	880
Other Foreign Countries	—	—	—	—	—	15,379	12,500	18,776	16,274	10,852
TOTAL FOREIGN COUNTRIES	—	—	—	—	—	16,332	23,363	27,338	26,707	12,992
Share of Bengal	—	—	—	—	—	*6,923*	*16,783*	*5,337*	*17,034*	*14,342*
" Bombay	—	—	—	—	—	*36,216*	*31,718*	*40,366*	*18,831*	*51,256*
" Sind	—	—	—	—	—	*14,335*	*6,976*	*9,163*	*13,035*	*2,358*
" Madras	—	—	—	—	—	*714*	*20*	*1,334*	*770*	*667*
" Burma	—	—	—	—	—	*1,603*	*1,701*	*685*	*2,442*	*225*
TOTAL	—	—	—	—	—	59,801	57,198	56,935	52,112	68,764
Umbrellas *(including parasols and sunshades)* (III. U)—	No.	No.	No.	No.	No.					
TOTAL BRITISH EMPIRE	960	2,887	4,812	5,537	3,679	1,850	2,735	4,069	5,554	5,012
TOTAL FOREIGN COUNTRIES	2,022	4,591	3,180	4,788	1,092	2,594	4,577	2,956	2,888	1,071
Share of Bengal	..	..	..	*2,400*	..	..	..	..	*400*	..
" Bombay	*2,981*	*7,471*	*7,278*	*7,672*	*4,694*	*3,940*	*7,287*	*6,949*	*7,755*	*5,891*
" Sind	*1*	..	*730*	*240*	*72*	*4*	..	*776*	*208*	*146*
" Burma	..	*7*	..	*13*	*5*	..	*25*	..	*79*	*46*
TOTAL	2,982	7,478	7,992	10,325	4,771	3,944	7,312	7,025	8,442	6,083

No. 12—*continued*

Articles, and countries of final destination; also share of each province	Quantity					Value				
	1932-33	1933-34	1934-35	1935-36	1936-37	1932-33	1933-34	1934-35	1935-36	1936-37
						R	R	R	R	R
Vehicles (*excluding* locomotives, etc., for railways)—										
Carriages and carts (*including* railway carriages) *and parts thereof* (*III. O*)—										
United Kingdom (*including* Channel Islands)	—	—	—	—	—	1,51,474	1,53,282	1,46,341	1,41,171	81,706
Ceylon (*excluding* Maldives)	—	—	—	—	—	11,796	59,504	80,298	34,527	60,216
Straits Settlements	—	—	—	—	—	6,550	3,187	22,297	13,434	22,919
Commonwealth of Australia	—	—	—	—	—	..	7,045	265	3,885	180
Other British Possessions	—	—	—	—	—	8,271	14,695	3,810	8,306	4,209
TOTAL BRITISH EMPIRE	—	—	—	—	—	1,76,091	2,37,713	2,53,011	2,01,323	1,69,230
Germany	—	—	—	—	—	2,341	1,680	4,000	6,583	2,550
Netherlands	—	—	—	—	—	..	500	25,899	..	5,000
France	—	—	—	—	—	24,300	4,625	14,603	3,482	..
United States of America—										
Viâ Atlantic Coast	—	—	—	—	—	14,015	9,975	..	2,394	255
" Pacific "	—	—	—	—	—	1,250	..	..	..	..
Other Foreign Countries	—	—	—	—	—	4,580	15,344	9,024	12,079	7,678
TOTAL FOREIGN COUNTRIES	—	—	—	—	—	46,466	32,324	53,526	24,538	15,483
Share of Bengal	—	—	—	—	—	*1,83,312*	*2,41,787*	*2,64,362*	*1,75,235*	*96,733*
Bombay	—	—	—	—	—	*2,218*	*253*	*6,703*	*1,731*	*2,328*
Sind	—	—	—	—	—	..	*350*	*1,000*	*410*	..
" *Madras*	—	—	—	—	—	*15,983*	*14,434*	*2,500*	*13,616*	*42,002*
" *Burma*	—	—	—	—	—	*21,044*	*18,213*	*31,972*	*34,869*	*43,650*
TOTAL	—	—	—	—	—	2,22,557	2,70,037	3,06,537	2 25 861	1,84,713
Ships, parts of (*including* Launches and Boats) (*III. O*)—										
Ceylon (*excluding* Maldives)	—	—	—	—	—	..	..	..	6,000	2,831
Other British Possessions	—	—	—	—	—	1,990	..	4,422	935	493
TOTAL BRITISH EMPIRE	—	—	—	—	—	1,990	..	4,422	6,935	3,324
Netherlands	—	—	—	—	—	..	10,500	..	..	..
Other Foreign Countries	—	—	—	—	—	383	150	2,350	..	4,477
TOTAL FOREIGN COUNTRIES	—	—	—	—	—	383	10,650	2,350	..	4,477

No. 12—*continued*

ARTICLES AND COUNTRIES OF FINAL DESTINATION; ALSO SHARE OF EACH PROVINCE	QUANTITY					VALUE				
	1932-33	1933-34	1934-35	1935-36	1936-37	1932-33	1933-34	1934-35	1935-36	1936-37
						R	R	R	R	R
Vehicles (*excluding* locomotives, etc., for railways)—*continued*										
Ships, parts of (*including* Launches and Boats) (III. C)—*continued*										
Share of Bengal	—	—	—	—	—	*403*	*500*	*5,752*	..	*2,031*
„ *Bombay*	—	—	—	—	—	*75*	*150*	*370*	*6,935*	*5,143*
„ *Sind*	—	—	—	—	—	..	..	..	..	*250*
„ *Madras*	—	—	—	—	—	..	*10,000*	*300*	..	..
„ *Burma*	—	—	—	—	—	*1,895*	..	*350*	..	*377*
TOTAL	—	—	—	—	—	2,373	10,650	6,772	6,935	7,801
OTHER KINDS (III. C)—										
United Kingdom (*excluding* Channel Islands)	—	—	—	—	—	3,67,576	4,24,227	3,62,296	4,35,823	6,54,276
Palestine	—	—	—	—	—	6,274	..	..	..	..
Aden and Dependencies	—	—	—	—	—	2,618	5,817	9,550	14,085	45,436
Bahrein Islands	—	—	—	—	—	3,550	2,278	6,022	12,938	15,700
Ceylon (*excluding* Maldives)	—	—	—	—	—	1,94,898	4,83,712	12,99,630	10,60,337	8,95,920
Straits Settlements	—	—	—	—	—	3,860	16,833	55,332	18,130	46,132
Federated Malay States	—	—	—	—	—	..	..	794	..	1,46,175
Hongkong	—	—	—	—	—	453	..	5,500	..	6,315
Union of South Africa	—	—	—	—	—	2,000	5,800	135	180	4,105
Zanzibar and Pemba	—	—	—	—	—	3,613	3,467	6,235	600	770
Kenya Colony	—	—	—	—	—	36,283	29,895	18,157	50,687	27,163
Tanganyika Territory	—	—	—	—	—	3,268	1,800	6,475	58,140	6,177
Anglo-Egyptian Sudan	—	—	—	—	—	3,700	36	22,500	..	..
Commonwealth of Australia	—	—	—	—	—	19,795	..	3,950	6,708	2,200
Other British Possessions	—	—	—	—	—	3,173	1,727	583	5,311	1,740
TOTAL BRITISH EMPIRE	—	—	—	—	—	6,50,761	9,75,597	17,97,159	16,58,789	18,52,109
Germany	—	—	—	—	—	9,241	982	14,682	22,490	13,940
Netherlands	—	—	—	—	—	750	70	..	3,815	100
Belgium	—	—	—	—	—	28,770	1,800	141	700	3,500
France	—	—	—	—	—	38,668	38,747	52,222	84,873	2,85,276
Portugal (*including* Azores and Madeira)	—	—	—	—	—	..	..	13,000	..	..
Italy (*including* Fiume)	—	—	—	—	—	50,345	70,758	65,712	70,808	12,600
Syria	—	—	—	—	—	291	..	9,000	695	7,550
Maskat Territory and Trucial Oman	—	—	—	—	—	3,525	23,823	15,366	14,113	13,371
Other Native States in Arabia	—	—	—	—	—	1,800	870	75,390	1,075	1,050
Iraq	—	—	—	—	—	3,785	3,739	8,178	6,792	7,065
Iran	—	—	—	—	—	43,847	22,892	54,231	55,640	22,378
Java	—	—	—	—	—	401	4,736	240	5,625	1,01,922
Siam	—	—	—	—	—	5,000	..	1,994	864	26,767
China (*exclusive* of Hongkong and Macão)	—	—	—	—	—	1,500	8,140	26,284	2,423	23,419
Egypt	—	—	—	—	—	9,754	2,990	86,087	3,200	6,030
Portuguese East Africa	—	—	—	—	—	10,376	3,195	1,810	2,115	2,250
Italian East Africa (Somaliland and Eritrea)	—	—	—	—	—	..	..	..	1,94,400	1,06,560
French Somaliland	—	—	—	—	—	..	..	740	..	10,415
United States of America—*Vid* Atlantic Coast	—	—	—	—	—	30,733	18,824	17,668	20,490	16,304
„ Pacific „	—	—	—	—	—	3,535	1,115	..	..	..
Other Foreign Countries	—	—	—	—	—	8,174	1,329	3,828	11,831	9,322
TOTAL FOREIGN COUNTRIES	—	—	—	—	—	2,50,490	2,04,010	4,46,513	5,06,889	6,70,719
Share of Bengal	—	—	—	—	—	..	*20*	*595*	*3,404*	*1,68,598*
„ *Bombay*	—	—	—	—	—	*7,43,848*	*9,00,739*	*18,53,500*	*19,29,064*	*18,26,620*
„ *Sind*	—	—	—	—	—	*37,649*	*1,38,419*	*2,05,644*	*1,81,476*	*4,37,386*
„ *Madras*	—	—	—	—	—	*57,871*	*1,05,243*	*1,27,871*	*50,319*	*67,352*
„ *Burma*	—	—	—	—	—	*11,983*	*35,166*	*56,068*	*915*	*22,378*
TOTAL	—	—	—	—	—	9,01,251	11,79,607	22,43,672	21,65,178	25,22,828
TOTAL OF VEHICLES	—	—	—	—	—	11,26,181	14,60,294	25,56,981	23,97,974	27,15,342

FOREIGN MERCHANDISE

No. 12—*continued*

ARTICLES, AND COUNTRIES OF FINAL DESTINATION; ALSO SHARE OF EACH PROVINCE	QUANTITY					VALUE				
	1932-33	1933-34	1934-35	1935-36	1936-37	1932-33	1933-34	1934-35	1935-36	1936-37
						R	R	R	R	R
Wax of all kinds *(excluding candles)* **(II. h)—**	Cwts.	Cwts.	Cwts.	Cwts.	Cwts.					
United Kingdom *(including Channel Islands)*	..	14	369	..	159	1.	224	10,894	..	6,827
Other British Possessions	54	23	101	219	123	1,282	540	3,385	4,108	5,240
TOTAL BRITISH EMPIRE	54	37	470	219	282	1,282	764	14,319	4,108	11,567
TOTAL FOREIGN COUNTRIES	..	3	54	10	5	..	137	840	300	220
Share of Bengal	..	*14*	*53*	*13*	*15*	..	*214*	*865*	*272*	*339*
„ Bombay	..	*5*	*13*	*13*	*13*	..	*287*	*1,460*	*399*	*630*
„ Sind	..	..	*2*	..	..	..	..	*100*	..	..
„ Madras	..	..	*369*	*39*	*156*	..	..	*10,894*	*429*	*5,366*
„ Burma	*54*	*21*	*82*	*165*	*103*	*1,282*	*439*	*1,809*	*3,312*	*5,031*
TOTAL	54	40	524	229	287	1,282	901	15,050	4,408	11,787
Wood and Timber—										
Teak wood (II. B)—	Cubic tons	Cubic tons	Cubic tons	Cubic tons	Cubic tons					
TOTAL BRITISH EMPIRE	..	..	..	..	13	..	..	..	..	650
Iraq	..	9	99	51	112	..	2,105	12,911	8,281	19,099
Iran	..	..	..	3	22	..	..	..	881	5,645
Other Foreign Countries	..	11	4	..	..	..	2,231	829	..	..
TOTAL FOREIGN COUNTRIES	..	20	103	54	134	..	4,336	13,740	9,162	24,744
Share of Bengal	..	..	..	..	*11*	..	..	..	..	*257*
„ Bombay	..	*20*	*103*	54	*136*	..	*4,336*	*13,740*	*9,162*	*25,137*
TOTAL	..	20	103	54	147	..	4,336	13,740	9,162	25,394
Other kinds of wood and timber (II. E)—										
United Kingdom *(including Channel Islands)*	—	—	—	—	—	5,940	3,102	9,260	4,760	..
Other British Possessions	—	—	—	—	—	1,464	1,125	820	3,432	4,310
TOTAL BRITISH EMPIRE	—	—	—	—	—	7,404	4,227	10,080	13,192	4,310
Iraq	—	—	—	—	—	..	4,809	5,498	226	1,545
Japan	—	—	—	—	—	10,330	4,315	2,175	780	..
Other Foreign Countries	—	—	—	—	—	4,492	1,863	2,933	3,315	1,784
TOTAL FOREIGN COUNTRIES	—	—	—	—	—	14,822	10,987	10,606	4,265	3,329
Share of Bengal	—	—	—	—	—	*5,600*	*3,100*	*9,445*	*4,017*	*711*
„ Bombay	—	—	—	—	—	*15,274*	*10,854*	*9,625*	*10,109*	*5,707*
„ Sind	—	—	—	—	—	*1,352*	*1,230*	*1,616*	*390*	*874*
„ Burma	—	—	—	—	—	..	..	..	*2,950*	*347*
TOTAL	—	—	—	—	—	22,226	15,214	20,686	17,457	7,639

No. 12—*continued*

ARTICLES, AND COUNTRIES OF FINAL DESTINATION; ALSO SHARE OF EACH PROVINCE	QUANTITY					VALUE				
	1932-33	1933-34	1934-35	1935-36	1936-37	1932-33	1933-34	1934-35	1935-36	1936-37
						R	R	R	R	R
Wood and Timber—*continued*										
MANUFACTURES OF WOOD, *other than* FURNITURE AND CABINETWARE (III. G)—										
United Kingdom (*including* Channel Islands)	—	—	—	—	—	4,11,788	2,08,920	2,52,516	2,79,438	2,41,155
Aden and Dependencies	—	—	—	—	—	6,346	100	1,479	2,760	300
Ceylon (*excluding* Maldives)	—	—	—	—	—	17,894	800	1,039	2,280	2,239
Other British Possessions	—	—	—	—	—	2,582	1,378	1,946	3,233	3,455
TOTAL BRITISH EMPIRE	—	—	—	—	—	4,38,110	2,11,198	2,56,980	2,87,711	2,47,149
TOTAL FOREIGN COUNTRIES	—	—	—	—	—	1,333	5,499	1,910	7,400	2,323
Share of Bengal	—	—	—	—	—	*59,653*	*33,905*	*27,791*	*37,078*	*29,309*
,, *Bombay*	—	—	—	—	—	*1,05,504*	*95,837*	*80,498*	*88,089*	*78,355*
,, *Sind*	—	—	—	—	—	*1,02,301*	*51,326*	*63,846*	*67,575*	*66,541*
,, *Madras*	—	—	—	—	—	*1,64,691*	*9,150*	*33,490*	*93,959*	*73,656*
,, *Burma*	—	—	—	—	—	*7,294*	*6,479*	*3,965*	*3,410*	*1,711*
TOTAL	—	—	—	—	—	4,39,443	2,16,697	2,58,590	2,95,111	2,49,472
Total of Wood and Timber	—	—	—	—	—	4,61,669	2,36,247	2,93,316	3,21,780	2,82,505
Postal Articles (V)—										
United Kingdom (*including* Channel Islands)	—	—	—	—	—	2,933*	43,661*	2,363*	2,553*	4,782*
Gibraltar	—	—	—	—	—	396	31	447	..	..
Aden and Dependencies	—	—	—	—	—	..	..	45,789	..	..
Ceylon (*excluding* Maldives)	—	—	—	—	—	7,79,189	6,90,122	3,77,336	1,85,204	1,37,464
Straits Settlements	—	—	—	—	—	473	407	777	783	69
Union of South Africa	—	—	—	—	—	29,982	22,842	21,039	38,893	1,658
Zanzibar and Pemba	—	—	—	—	—	25,244	10,425	9,764	8,435	513
Kenya Colony	—	—	—	—	—	25,676	12,824	16,782	16,666	588
Uganda Protectorate	—	—	—	—	—	21,976	11,781	38,110	16,784	311
Tanganyika Territory	—	—	—	—	—	10,109	6,739	8,085	5,623	..
Somaliland Protectorate	—	—	—	—	—	496	39	23	..	..
Mauritius and Dependencies	—	—	—	—	—	1,842	1,962	2,768	2,556	5,403
Seychelles	—	—	—	—	—	278	..	66	159	..
Commonwealth of Australia	—	—	—	—	—	5,332	1,050	3,842	11,295	6,827
New Zealand	—	—	—	—	—	2,017	1,838	2,575	12,549	9,854
Fiji Islands	—	—	—	—	—	1,517	1,600	2,246	4,472	1,950
TOTAL BRITISH EMPIRE	—	—	—	—	—	9,08,360	7,14,821	5,32,022	3,05,997	1,69,419

* Figures of re-exports of postal articles to the United Kingdom are incomplete, as most of these have been registered and distinguished under exports.

No. 12—*continued*

ARTICLES, AND COUNTRIES OF FINAL DESTINATION; ALSO SHARE OF EACH PROVINCE	QUANTITY					VALUE				
	1932-33	1933-34	1934-35	1935-36	1936-37	1932-33	1933-34	1934-35	1935-36	1936-37
						R	R	R	R	R
Postal Articles (V)—*continued*										
Denmark	—	—	—	—	—	160	..	..	..	..
Germany	—	—	—	—	—	10,161	12,524	9,800	3,462	..
France	—	—	—	—	—	1,60,747	3,23,485	2,59,629	89,042	2,209
Switzerland	—	—	—	—	—	..	12,132	21,184	15,179	..
Iraq	—	—	—	—	—	21,745	..	7,863	..	..
Iran	—	—	—	—	—	25,263	..	1,304	..	..
Java	—	—	—	—	—	..	162	..	..	..
French Indo-China	—	—	—	—	—	184	..	763	772	325
Philippines	—	—	—	—	—	452	..	726	9,802	280
Japan	—	—	—	—	—	1,544	2,845	3,564	8,822	3,686
China (*exclusive* of Hongkong and Macao)	—	—	—	—	—	..	2,628	1,853	2,967	3,473
Egypt	—	—	—	—	—	38,112	14,096	18,365	7,106	..
Portuguese East Africa	—	—	—	—	—	5,103	4,936	5,574	4,994	120
French Somaliland	—	—	—	—	—	2,465	2,147	1,504	3,075	..
United States of America—*Vid* Atlantic Coast	—	—	—	—	—	471	1,601	..	..	..
Hayti and St. Domingo	—	—	—	—	—	1,791	..	710	..	..
TOTAL FOREIGN COUNTRIES	—	—	—	—	—	2,78,198	3,76,556	3,42,929	1,45,221	10,043
Share of Bombay	—	—	—	—	—	*3,90,356*	*4,75,016*	*4,29,823*	*2,03,776*	*5,395*
„ *Madras*	—	—	—	—	—	*7,92,372*	*6,13,045*	*4,41,984*	*2,38,967*	*1,69,940*
„ *Burma*	—	—	—	—	—	*3,830*	*4,316*	*3,145*	*3,475*	*5,026*
TOTAL	—	—	—	—	—	11,86,558	10,91,377	8,74,951	4,51,218	1,79,461
All other articles of merchandise—										
UNMANUFACTURED (II, 8)—										
United Kingdom (including Channel Islands)	—	—	—	—	—	3,722	90,245	7,022	92,960	12,541
Gibraltar	—	—	—	—	—	12,917	..	..	..	..
Other British Possessions	—	—	—	—	—	905	2,010	2,933	4,560	4,236
TOTAL BRITISH EMPIRE	—	—	—	—	—	17,544	92,255	9,955	97,520	16,777
Germany	—	—	—	—	—	41,822	1,01,009	1,02,145	1,055	8,707
Italy (*including* Fiume)	—	—	—	—	—	2,000	600	10,020	..	..
China (*exclusive* of Hongkong and Macao)	—	—	—	—	—	10,300	..	150	1,061	578
United States of America—*Vid* Atlantic Coast	—	—	—	—	—	83,920	2,27,967	6,22,251	3,34,397	4,12,894
„ Pacific „	—	—	—	—	—	..	..	..	16,197	..
Other Foreign Countries	—	—	—	—	—	3,900	8,505	10,298	9,100	8,519
TOTAL FOREIGN COUNTRIES	—	—	—	—	—	1,41,952	3,38,081	7,44,864	3,61,900	4,30,698
Share of Bengal	—	—	—	—	—	*10,470*	*3,786*	*660*	*6,761*	*2,133*
„ *Bombay*	—	—	—	—	—	*23,077*	*19,201*	*59,051*	*93,134*	*18,635*
„ *Sind*	—	—	—	—	—	*1,25,549*	*4,06,424*	*6,94,853*	*3,59,425*	*4,26,678*
„ *Madras*	—	—	—	—	—	*409*	..	*848*	..	*8*
„ *Burma*	—	—	—	—	—	..	*975*	*107*	*100*	*20*
TOTAL	—	—	—	—	—	1,59,406	4,30,386	7,54,819	4,59,420	4,47,475

No. 12—*concluded*

ARTICLES, AND COUNTRIES OF FINAL DESTINATION; ALSO SHARE OF EACH PROVINCE	QUANTITY					VALUE				
	1932-33	1933-34	1934-35	1935-36	1936-37	1932-33	1933-34	1934-35	1935-36	1936-37
						R	R	R	R	R
All other articles of merchandise—*continued*										
MANUFACTURED (III. (i))—										
United Kingdom (*including* Channel Islands)	—	—	—	—	—	85,601	98,202	76,318	50,434	38,002
Palestine	—	—	—	—	—	8,245	450	..	250	..
Aden and Dependencies	—	—	—	—	—	4,090	1,753	4,375	5,253	9,338
Bahrein Islands	—	—	—	—	—	5,384	1,770	3,425	4,164	1,927
Ceylon (*excluding* Maldives)	—	—	—	—	—	70,638	15,778	12,794	8,342	10,576
Straits Settlements	—	—	—	—	—	5,500	2,961	4,852	2,896	8,623
Kenya Colony	—	—	—	—	—	7,206	8,157	9,905	8,518	9,759
Commonwealth of Australia	—	—	—	—	—	5,935	991	446	275	144
Other British Possessions	—	—	—	—	—	3,840	7,179	3,990	9,870	3,566
TOTAL BRITISH EMPIRE	—	—	—	—	—	1,96,389	1,37,236	1,21,100	90,002	86,930
Denmark	—	—	—	—	—	—	1	10,766	..	3
Germany	—	—	—	—	—	4,720	3,482	270	9,645	14,796
Netherlands	—	—	—	—	—	4,920	2,000	..	5,921	4,070
France	—	—	—	—	—	2,889	3,876	..	47	1825
Switzerland	—	—	—	—	—	..	..	..	20	5,785
Italy (*including* Fiume)	—	—	—	—	—	7,007	725	997	..	..
Iraq	—	—	—	—	—	11,523	4,778	8,564	19,163	13,736
Iran	—	—	—	—	—	6,427	11,400	5,925	6,334	3,770
Japan	—	—	—	—	—	2,407	13,752	5,211	26,108	5,782
Egypt	—	—	—	—	—	..	886	90,277	1,212	296
Portuguese East Africa	—	—	—	—	—	1,636	..	..	2,005	6,755
Italian East Africa (Somaliland and Eritrea)	—	—	—	—	—	158	85	..	38,524	..
United States of America—										
Via Atlantic Coast	—	—	—	—	—	8,925	1,644	1,876	4,577	2,762
" Pacific "	—	—	—	—	—	925	..	50	..	2
Other Foreign Countries	—	—	—	—	—	11,326	5,893	11,035	12,612	11,927
TOTAL FOREIGN COUNTRIES	—	—	—	—	—	62,863	53,522	1,41,041	1,26,168	99,518
Share of Bengal	—	—	—	—	—	*30,232*	*43,996*	*[illegible]*	*23,075*	*14,707*
" *Bombay*	—	—	—	—	—	*1,46,233*	*1,25,448*	*[illegible]*	*1,61,976*	*1,12,228*
" *Sind*	—	—	—	—	—	*3,651*	*7,5[illegible]*	*7,493*	*25,104*	*16,396*
" *Madras*	—	—	—	—	—	*72,471*	*19,[illegible]*	*17,690*	*2,419*	*6,308*
" *Burma*	—	—	—	—	—	*675*	*[illegible]50*	*5,834*	*3,596*	*805*
TOTAL	—	—	—	—	—	2,59,252	1,00,758	2,62,141	2,16,170	1,56,448
GRAND TOTAL OF FOREIGN MERCHANDISE EXPORTED (*exclusive of Government Stores*)	—	—	—	—	—	3,21,93,446	3,41,78,569	3,54,56,716	3,76,54,762	6,24,07,336
Share of Bengal	—	—	—	—	—	*33,35,557*	*35,17,540*	*34,13,645*	*35,21,162*	*47,10,966*
" *Bombay*	—	—	—	—	—	*1,97,33,173*	*2,15,58,354*	*2,33,04,885*	*2,66,94,310*	*4,35,56,608*
" *Sind*	—	—	—	—	—	*60,69,776*	*64,92,807*	*51,12,182*	*53,84,438*	*72,33,541*
" *Madras*	—	—	—	—	—	*22,60,233*	*17,12,558*	*16,57,077*	*11,03,206*	*10,69,318*
" *Burma*	—	—	—	—	—	*8,94,628*	*8,93,410*	*8,08,927*	*9,53,646*	*8,36,406*
TOTAL	—	—	—	—	—	3,21,93,446	3,41,78,569	3,54,56,716	3,76,54,762	6,24,07,336

(GOVERNMENT STORES)

No. 13

QUANTITY and VALUE of IMPORTS of GOVERNMENT STORES into BRITISH INDIA in each official year from 1932-33 to 1936-37.

NOTE—(1) Articles imported by Government are subject to duty from 1924-25.

ARTICLES, AND COUNTRIES OF CONSIGNMENT; ALSO SHARE OF EACH PROVINCE.	QUANTITY					VALUE				
	1932-33	1933-34	1934-35	1935-36	1936-37	1932-33	1933-34	1934-35	1935-36	1936-37
GOVERNMENT STORES—						R	R	R	R	R
Apparel (*including* drapery, uniforms, accoutrements, but *excluding* hosiery and boots and shoes)—										
United Kingdom (*including* Channel Islands)	—	—	—	—	—	4,97,043	3,58,874	4,17,017	3,89,342	3,36,634
Other British Possessions	—	—	—	—	—	144	79	398	1,098	452
TOTAL BRITISH EMPIRE	—	—	—	—	—	4,97,187	3,58,453	4,17,415	3,90,440	3,37,086
Germany	—	—	—	—	—	..	12,231	..	..	..
Other Foreign Countries	—	—	—	—	—	36	..	..	..	41
TOTAL FOREIGN COUNTRIES	—	—	—	—	—	36	12,231	..	..	41
Share of Bengal	—	—	—	—	—	*91,277*	*41,917*	*6,683*	*13,398*	*44,650*
" *Bombay*	—	—	—	—	—	*2,52,698*	*2,43,248*	*3,10,934*	*2,82,474*	*1,41,178*
" *Sind*	—	—	—	—	—	*1,05,576*	*37,360*	*70,082*	*86,917*	*1,28,772*
" *Madras*	—	—	—	—	—	*1,146*	*747*	*761*	*1,491*	*799*
" *Burma*	—	—	—	—	—	*43,934*	*35,292*	*29,955*	*5,660*	*21,528*
TOTAL	—	—	—	—	—	4,97,223	3,70,684	4,17,415	3,90,440	3,37,127
Arms, Ammunition, and Military Stores—										
Firearms, and parts thereof—										
United Kingdom (*including* Channel Islands)	—	—	—	—	—	9,56,906	5,73,691	21,87,567	7,63,110	23,17,035
Other British Possessions	—	—	—	—	—	..	1,521	690	117	..
TOTAL BRITISH EMPIRE	—	—	—	—	—	9,56,906	5,75,212	21,88,257	7,63,227	23,17,035
China (*exclusive of* Hongkong and Macão)	—	—	—	—	—	28,833	4,076	..	2,095	86
Other Foreign Countries	—	—	—	—	—	1,937	..	..	..	400
TOTAL FOREIGN COUNTRIES	—	—	—	—	—	30,770	4,076	..	2,095	486
Share of Bengal	—	—	—	—	—	*6,10,777*	*1,36,383*	*2,07,250*	*1,16,428*	*2,34,695*
" *Bombay*	—	—	—	—	—	*2,31,184*	*3,37,664*	*17,64,162*	*5,52,725*	*18,82,125*
" *Sind*	—	—	—	—	—	*1,06,577*	*35,030*	*2,13,673*	*82,489*	*1,61,110*
" *Madras*	—	—	—	—	—	..	*713*	*1,361*	*12,979*	*36,862*
" *Burma*	—	—	—	—	—	*38,838*	*20,508*	*1,821*	*1,751*	*3,529*
TOTAL	—	—	—	—	—	9,87,676	5,70,288	21,88,257	7,65,322	23,17,521
Other sorts—										
United Kingdom (*including* Channel Islands)	—	—	—	—	—	23,13,271	17,41,045	24,25,152	10,99,408	11,06,133
Straits Settlements	—	—	—	—	—	..	1,056	45,208	42	..
Hongkong	—	—	—	—	—	..	..	12,399	..	..
Other British Possessions	—	—	—	—	—	1,793	..	..	1,612	2,369
TOTAL BRITISH EMPIRE	—	—	—	—	—	23,15,064	17,42,101	24,82,759	11,01,057	11,08,502
China (*exclusive of* Hongkong and Macão)	—	—	—	—	—	6,734	..	..	3,469	487
United States of America—										
Vid Atlantic Coast	—	—	—	—	—	..	..	1,795	4,931	9,006
Other Foreign Countries	—	—	—	—	—	..	1,795	2,240	..	..
TOTAL FOREIGN COUNTRIES	—	—	—	—	—	6,734	1,795	4,035	8,400	10,46 3

No. 13—*continued*

ARTICLES, AND COUNTRIES OF CONSIGNMENT; ALSO SHARE OF EACH PROVINCE	Quantity					Value				
	1932-33	1933-34	1934-35	1935-36	1936-37	1932-33	1933-34	1934-35	1935-36	1936-37
						R	R	R	R	R
GOVERNMENT STORES—*continued*										
Arms, Ammunition, and Military Stores—*continued*										
Other sorts—continued										
Share of Bengal	—	—	—	—	—	*96,967*	*1,77,429*	*2,05,352*	*1,34,883*	*1,97,324*
„ *Bombay*	—	—	—	—	—	*3,36,100*	*3,37,655*	*6,28,861*	*4,50,180*	*5,84,312*
„ *Sind*	—	—	—	—	—	*23,79,706*	*12,13,462*	*16,44,210*	*5,26,100*	*8,31,017*
„ *Madras*	—	—	—	—	—	*5,098*	..	..	..	*1,381*
„ *Burma*	—	—	—	—	—	*5,927*	*15,340*	*8,381*	*294*	*4,921*
TOTAL	—	—	—	—	—	28,21,798	17,43,896	24,86,804	11,09,457	11,18,005
Total of Arms, Ammunition, and Military Stores—										
United Kingdom (*including* Channel Islands)	—	—	—	—	—	37,70,177	23,14,736	46,12,729	18,62,513	34,23,168
Straits Settlements	—	—	—	—	—	..	2,577	45,208	159	..
Hongkong	—	—	—	—	—	..	..	13,089	..	..
Other British Possessions	—	—	—	—	—	1,793	..	..	1,612	2,369
TOTAL BRITISH EMPIRE	—	—	—	—	—	37,71,970	23,17,313	46,71,026	18,64,284	34,25,537
China (exclusive of Hongkong and Macao)	—	—	—	—	—	35,567	4,076	..	5,564	523
United States of America—										
Via Atlantic Coast	—	—	—	—	—	..	..	1,795	4,931	9,966
Other Foreign Countries	—	—	—	—	—	1,937	1,795	2,240	..	400
TOTAL FOREIGN COUNTRIES	—	—	—	—	—	37,504	5,871	4,035	10,495	10,889
Share of Bengal	—	—	—	—	—	*7,07,744*	*3,18,332*	*4,12,602*	*2,50,311*	*4,32,219*
„ *Bombay*	—	—	—	—	—	*5,67,284*	*7,85,319*	*23,03,023*	*10,72,905*	*24,68,437*
„ *Sind*	—	—	—	—	—	*24,86,533*	*13,48,432*	*18,57,883*	*6,06,530*	*4,99,127*
„ *Madras*	—	—	—	—	—	*5,098*	*719*	*1,351*	*12,979*	*37,193*
„ *Burma*	—	—	—	—	—	*42,765*	*35,848*	*10,203*	*2,045*	*3,450*
TOTAL	—	—	—	—	—	38,09,474	23,23,184	46,75,061	18,74,779	34,36,426
Books, printed, and printed matter (*not being* stationery), *including* maps and charts—										
United Kingdom (*including* Channel Islands)	—	—	—	—	—	2,25,142	1,53,762	1,60,627	2,25,261	1,93,241
Other British Possessions	—	—	—	—	—	..	160	265	51	14
TOTAL BRITISH EMPIRE	—	—	—	—	—	2,25,142	1,53,922	1,60,892	2,25,312	1,93,255
Germany	—	—	—	—	—	8,390	350	1,854	11,110	3,053
Other Foreign Countries	—	—	—	—	—	4,880	8,617	2,098	1,564	1,870
TOTAL FOREIGN COUNTRIES	—	—	—	—	—	13,270	8,967	3,952	12,674	4,932
Share of Bengal	—	—	—	—	—	*1,05,756*	*24,298*	*17,519*	*28,220*	*37,961*
„ *Bombay*	—	—	—	—	—	*83,669*	*96,769*	*1,01,902*	*1,67,377*	*1,30,304*
„ *Sind*	—	—	—	—	—	*14,845*	*23,900*	*14,275*	*24,146*	*15,503*
„ *Madras*	—	—	—	—	—	*19,629*	*15,903*	*23,483*	*17,945*	*17,844*
„ *Burma*	—	—	—	—	—	*11,613*	*2,019*	*1,665*	*858*	*336*
TOTAL	—	—	—	—	—	2,38,412	1,62,889	1,64,844	2,37,986	1,98,187
Boots and Shoes—	Pairs	Pairs	Pairs	Pairs	Pairs					
United Kingdom (*including* Channel Islands)	1,234	244	1,263	10,839	879	8,952	1,505	7,936	57,674	4,801
Other British Possessions	3	..	..	9	6	16	..	..	111	45
TOTAL BRITISH EMPIRE	1,237	244	1,263	10,848	885	8,968	1,505	7,936	57,785	4,846

No. 13—*continued*

ARTICLES, AND COUNTRIES OF CONSIGNMENT; ALSO SHARE OF EACH PROVINCE	QUANTITY					VALUE				
	1933-34	1933-34	1934-35	1935-36	1936-37	1933-34	1933-34	1934-35	1935-36	1936-37
GOVERNMENT STORES— *continued*	Pairs	Pairs	Pairs	Pairs	Pairs	R	R	R	R	R
Boots and Shoes—*continued*										
Share of Bengal	*2*	..	..	..	*6*	*21*	..	..	..	*69*
„ *Bombay*	*59*	*114*	*15*	*570*	*850*	*588*	*607*	*112*	*2,914*	*4,436*
„ *Sind*	*1,173*	*130*	*1,243*	*10,261*	*22*	*8,345*	*898*	*7,824*	*54,698*	*287*
„ *Madras*	..	..	..	*2*	*7*	..	..	..	*62*	*58*
„ *Burma*	*3*	..	..	*9*	..	*10*	..	..	*111*	..
TOTAL	1,237	244	1,263	10,848	885	8,968	1,505	7,936	57,785	4,846
Building and Engineering materials, *other than* of iron, steel, or wood—										
Bricks and Tiles—										
Firebricks—	No.	No.	No.	No.	No.					
United Kingdom (*including* Channel Islands)	1,200	1,025	..	643	18,131	725	287	..	464	5,174
Share of Bombay	*1,200*	*200*	..	*500*	*15,131*	*725*	*45*	..	*275*	*4,518*
„ *Sind*	..	*825*	..	*143*	..	..	*242*	..	*189*	..
„ *Madras*	..	..	..	..	*3,000*	..	..	..	..	*656*
TOTAL	1,200	1,025	..	643	18,131	725	287	..	464	5,174
Other Bricks—	No.	No.	No.	No.	No.					
United Kingdom (*including* Channel Islands)	..	..	1,000	..	..	..	..	239	..	..
Share of Bombay	..	..	*1,000*	..	..	..	..	*239*	..	..
Tiles—	No.	No.	No.	No.	No.					
United Kingdom (*including* Channel Islands)	150	..	100	..	36,030	56	..	44	..	7,467
Germany	..	..	..	5,000	..	..	..	..	231	..
Share of Sind	..	..	..	*5,000*	..	..	..	..	*231*	..
„ *Madras*	..	..	..	..	*36,030*	..	..	..	..	*7,467*
„ *Burma*	*150*	..	*100*	..	..	*56*	..	*44*	..	..
TOTAL	150	..	100	5,000	36,030	56	..	44	231	7,467
Total of Bricks and Tiles—	No.	No.	No.	No.	No.					
United Kingdom (*including* Channel Islands)	1,350	1,025	1,100	643	54,161	781	287	283	464	12,641
Germany	..	..	..	5,000	..	..	..	..	231	..
Share of Bombay	*1,200*	*200*	*1,000*	*500*	*15,131*	*725*	*45*	*239*	*275*	*4,518*
„ *Sind*	..	*825*	..	*5,143*	..	..	*242*	..	*420*	..
„ *Madras*	..	..	..	..	*39,030*	..	..	..	..	*8,123*
„ *Burma*	*150*	..	*100*	..	..	*56*	..	*44*	..	..
TOTAL	1,350	1,025	1,100	5,643	54,161	781	287	283	695	12,641
Cement—	Tons	Tons	Tons	Tons	Tons					
United Kingdom (*including* Channel Islands)	2,856	..	1,790	1	1,541	1,30,671	78	78,229	632	71,481
Share of Bombay	..	..	..	*1*	..	..	..	*4*	*632*	*2*
„ *Sind*	..	..	..	..	..	..	*78*	..	..	..
„ *Madras*	..	..	..	..	..	..	..	..	..	*38*
„ *Burma*	*2,856*	..	*1,790*	..	*1,541*	*1,30,671*	..	*78,225*	..	*71,391*
TOTAL	2,856	..	1,790	1	1,541	1,30,671	78	78,229	632	71,481

No. 13—*continued*

ARTICLES, AND COUNTRIES OF CONSIGNMENT; ALSO SHARE OF EACH PROVINCE	QUANTITY					VALUE				
	1932-33	1933-34	1934-35	1935-36	1936-37	1932-33	1933-34	1934-35	1935-36	1936-37
						R	R	R	R	R
GOVERNMENT STORES—*continued*										
Building and Engineering materials, other than of iron, steel, or wood—*continued*										
Other sorts—										
United Kingdom (*including* Channel Islands)	—	—	—	—	—	2,568	11,042	13,637	1,18,554	40,512
United States of America—										
Via Atlantic Coast	—	—	—	—	—	..	..	..	2,581	..
Share of Bengal	—	—	—	—	—	*373*	..	*190*	..	*411*
" Bombay	—	—	—	—	—	*393*	*16*	*269*	*425*	*600*
" Sind	—	—	—	—	—	..	*9,911*	*13,063*	*15,424*	*13,439*
" Madras	—	—	—	—	—	..	..	*28*	..	*14,779*
" Burma	—	—	—	—	—	*1,797*	*1,115*	*88*	*1,05,286*	*12,283*
TOTAL	—	—	—	—	—	2,568	11,042	13,637	1,21,135	40,512
Total of Building and Engineering materials	—	—	—	—	—	1,34,020	11,407	92,149	1,22,462	1,24,584
Chemicals—										
United Kingdom (*including* Channel Islands)	—	—	—	—	—	3,50,848	4,18,639	6,42,526	5,71,795	5,24,678
Other British Possessions	—	—	—	—	—	5	..	2	9	..
TOTAL BRITISH EMPIRE	—	—	—	—	—	3,50,853	4,18,639	6,42,528	5,71,804	5,24,678
Germany	—	—	—	—	—	65,959	54,541	47,417	38,063	28,398
Netherlands	—	—	—	—	—	22,433	8,993	4,643	1,362	2,858
Italy (*including* Fiume)	—	—	—	—	—	6,981	..	..	..	12
Other Foreign Countries	—	—	—	—	—	3,925	941	6,718	5,005	7,542
TOTAL FOREIGN COUNTRIES	—	—	—	—	—	1,01,298	64,465	58,778	44,370	38,810
Share of Bengal	—	—	—	—	—	*87,302*	*79,828*	*56,066*	*63,012*	*73,349*
" Bombay	—	—	—	—	—	*1,04,368*	*1,02,454*	*2,38,331*	*2,40,277*	*1,93,700*
" Sind	—	—	—	—	—	*86,460*	*1,33,216*	*95,736*	*1,31,327*	*85,475*
" Madras	—	—	—	—	—	*1,44,374*	*1,41,732*	*1,75,967*	*1,47,383*	*1,73,391*
" Burma	—	—	—	—	—	*27,557*	*25,863*	*36,211*	*34,175*	*37,643*
TOTAL	—	—	—	—	—	4,52,151	4,83,104	7,01,801	6,16,174	5,63,488
Coal and Coke—										
United Kingdom (*including* Channel Islands)	Tons 132	Tons 202	Tons 84	Tons 225	Tons ..	4,539	6,740	2,770	8,127	..
Share of Burma	*132*	*202*	*84*	*225*	..	*4,539*	*6,740*	*2,770*	*8,127*	..
Drugs, Medicines and Narcotics—	Lbs.	Lbs.	Lbs.	Lbs.	Lbs.					
Drugs—										
Cinchona bark	..	..	..	..	..	..	..	..	..	..

(GOVERNMENT STORES)

No. 13—*continued*

ARTICLES, AND COUNTRIES OF CONSIGNMENT; ALSO SHARE OF EACH PROVINCE	Quantity					Value				
	1932-33	1933-34	1934-35	1935-36	1936-37	1932-33	1933-34	1934-35	1935-36	1936-37
GOVERNMENT STORES—*continued*						R	R	R	R	R
Drugs, Medicines, and Narcotics—*continued*										
Drugs—continued										
Quinine salts—										
Quinine sulphate or bisulphate	Lbs.	Lbs.	Lbs.	Lbs.	Lbs.					
United Kingdom (*including* Channel Islands)	..	..	1	1	..	5	3	11	68	13
TOTAL FOREIGN COUNTRIES	1	..	1	..	..	18	..	15	..	..
Share of Bengal	..	..	..	..	..	..	..	..	..	*13*
" *Bombay*	*1*	..	*2*	..	..	*18*	*6*	*26*	*13*	..
" *Sind*	..	..	..	*1*	..	..	..	..	*55*	..
" *Madras*	..	..	..	..	..	*5*	..	..	..	..
TOTAL	1	..	2	1	..	23	6	26	68	13
Quinine hydrochloride or dihydrochloride—	Lbs.	Lbs.	Lbs.	Lbs.	Lbs.					
United Kingdom (*including* Channel Islands)	215	78	152	202	22	3,520	1,080	1,184	3,611	1,035
TOTAL FOREIGN COUNTRIES	..	13	..	..	..	..	340	..	..	..
Share of Bengal	*136*	*61*	*59*	*119*	..	*894*	*718*	*450*	*2,021*	..
" *Bombay*	*30*	*11*	*7*	*71*	*12*	*948*	*345*	*271*	*1,052*	*668*
" *Sind*	*27*	*10*	*81*	*2*	*3*	*1,014*	*184*	*225*	*158*	*179*
" *Burma*	*22*	*4*	*5*	*10*	*7*	*1,064*	*173*	*235*	*380*	*306*
TOTAL	215	86	152	202	22	3,520	1,420	1,184	3,611	1,035
Others—										
United Kingdom (*including* Channel Islands)	Lbs. 28	Lbs. 286	Lbs. 9	Lbs. 34	Lbs. 18	1,149	1,216	464	883	873
Share of Bengal	*8*	*276*	*1*	*2*	..	*98*	*633*	*218*	*78*	..
" *Bombay*	*19*	*4*	*7*	*13*	*1*	*709*	*186*	*60*	*148*	*35*
" *Sind*	*6*	*3*	*1*	*17*	*17*	*342*	*347*	*161*	*592*	*838*
" *Burma*	..	..	..	*2*	..	..	..	*25*	*65*	..
TOTAL	28	286	9	34	18	1,149	1,216	464	883	873
Other sorts of drugs—										
United Kingdom (*including* Channel Islands)	—	—	—	—	—	39,243	31,980	35,689	53,626	19,391
Canada—										
Via Atlantic Coast	—	—	—	—	—	..	..	..	..	1,335
TOTAL BRITISH EMPIRE	—	—	—	—	—	39,248	31,980	35,689	53,626	20,726
TOTAL FOREIGN COUNTRIES	—	—	—	—	—	1,645	1,209	55	1,880	4,182
Share of Bengal	—	—	—	—	—	*27,595*	..	*36,393*	*32,279*	*2,492*
" *Bombay*	—	—	—	—	—	*1,663*	*91*	*38*	..	*479*
" *Sind*		—	—	—	—	..	*7*	..	..	..
" *Madras*		—	—	—	—	*7,234*	*31,057*	*9,151*	*10,778*	*17,090*
" *Burma*	—	—	—	—	—	*4,401*	*1,984*	*163*	*13,449*	*4,917*
TOTAL	—	—	—	—	—	40,893	33,139	35,744	55,506	24,908

No. 13—*continued*

ARTICLES, AND COUNTRIES OF CONSIGNMENT; ALSO SHARE OF EACH PROVINCE	QUANTITY					VALUE				
	1932-33	1933-34	1934-35	1935-36	1936-37	1932-33	1933-34	1934-35	1935-36	1936-37
						R	R	R	R	R
GOVERNMENT STORES—*concluded*										
Drugs, Medicines, and Narcotics—*concluded*										
Medicines and Narcotics—										
United Kingdom (*including* Channel Islands)	—	—	—	—	—	3,30,356	2,64,547	2,33,892	2,55,626	2,01,063
Other British Possessions	—	—	—	—	—	2,164	..	862	101	2,680
TOTAL BRITISH EMPIRE	—	—	—	—	—	3,32,520	2,64,547	2,33,754	2,55,727	2,03,743
Germany	—	—	—	—	—	14,365	10,912	13,495	14,045	24,880
Other Foreign Countries	—	—	—	—	—	894	2,876	3,057	1,781	14,419
TOTAL FOREIGN COUNTRIES	—	—	—	—	—	15,259	13,788	16,552	15,776	39,299
Share of Bengal	—	—	—	—	—	*3,027*	*19,371*	*11,644*	*2,196*	*62,262*
,, *Bombay*	—	—	—	—	—	*84,774*	*82,366*	*67,496*	*60,186*	*59,964*
,, *Sind*	—	—	—	—	—	*62,923*	*45,674*	*56,750*	*44,187*	*48,911*
,, *Madras*	—	—	—	—	—	*1,79,125*	*1,22,420*	*1,06,360*	*1,64,934*	*94,719*
,, *Burma*	—	—	—	—	—	*17,930*	*5,514*	*10,026*	..	*7,196*
TOTAL	—	—	—	—	—	3,47,779	2,78,335	2,50,306	2,71,503	2,43,042
Total of Drugs, Medicines and Narcotics—										
United Kingdom (*including* Channel Islands)	—	—	—	—	—	3,74,278	2,98,779	2,70,740	3,13,814	2,22,375
Other British Possessions	—	—	—	—	—	2,164	..	862	101	4,015
TOTAL BRITISH EMPIRE	—	—	—	—	—	3,76,442	2,98,779	2,71,102	3,13,915	2,26,390
Germany	—	—	—	—	—	15,830	12,133	13,565	15,252	24,891
United States of America—										
Vid Atlantic Coast	—	—	—	—	—	..	..	369	354	6,228
Other Foreign Countries	—	—	—	—	—	1,092	3,204	2,688	2,050	12,362
TOTAL FOREIGN COUNTRIES	—	—	—	—	—	16,922	15,337	16,622	17,656	43,481
Share of Bengal	—	—	—	—	—	*31,214*	*20,778*	*33,710*	*36,574*	*34,697*
,, *Bombay*	—	—	—	—	—	*88,312*	*82,978*	*67,955*	*61,399*	*61,026*
,, *Sind*	—	—	—	—	—	*64,279*	*46,312*	*56,166*	*44,992*	*49,921*
,, *Madras*	—	—	—	—	—	*1,80,364*	*1,23,477*	*1,24,611*	*1,75,713*	*1,11,609*
,, *Burma*	—	—	—	—	—	*23,395*	*10,671*	*10,452*	*12,894*	*12,418*
TOTAL	—	—	—	—	—	3,93,364	3,14,116	2,87,724	3,31,571	2,69,871
Earthenware and Porcelain—										
Earthenware (including pipes)—										
United Kingdom (*including* Channel Islands)	—	—	—	—	—	19,568	12,028	21,578	15,661	18,847
TOTAL FOREIGN COUNTRIES	—	—	—	—	—	453	..	839	703	2,704
Share of Bengal	—	—	—	—	—	*2,502*	*1,181*	*1,086*	*416*	*2,375*
,, *Bombay*	—	—	—	—	—	*15,022*	*6,798*	*14,769*	*8,714*	*12,374*
,, *Sind*	—	—	—	—	—	..	*761*	*1,170*	*1,341*	*1,367*
,, *Madras*	—	—	—	—	—	*1,265*	*2,676*	*2,966*	*2,007*	*1,362*
,, *Burma*	—	—	—	—	—	*1,231*	*1,273*	*3,136*	*3,888*	*3,573*
TOTAL	—	—	—	—	—	20,021	12,028	22,417	16,364	21,551
Porcelain—										
Electrical—										
United Kingdom (*including* Channel Islands)	—	—	—	—	—	..	14	2,218	121	308
Germany	—	—	—	—	—	49	..	..	..	..

(GOVERNMENT STORES)

No. 13—*continued*

ARTICLES, AND COUNTRIES OF CONSIGNMENT: ALSO SHARE OF EACH PROVINCE	Quantity					Value				
	1932-33	1933-34	1934-35	1935-36	1936-37	1932-33	1933-34	1934-35	1935-36	1936-37
GOVERNMENT STORES—*continued*						R	R	R	R	R
Earthenware and Porcelain—*continued*										
Porcelain—continued.										
Electrical—*continued*										
Share of Bombay	—	—	—	—	—	..	..	..	6	..
" *Sind*	—	—	—	—	—	..	..	..	80	141
" *Madras*	—	—	—	—	—	49	14	2,218	37	161
TOTAL	—	—	—	—	—	49	14	2,218	121	302
Other kinds—										
United Kingdom (*including* Channel Islands)	—	—	—	—	—	9,069	4,554	3,708	4,072	7,596
TOTAL FOREIGN COUNTRIES	—	—	—	—	—	375	132	98	148	520
Share of Bengal	—	—	—	—	—	1,938	1,192	585	1,128	37
" *Bombay*	—	—	—	—	—	19	1,396	1,187	645	1,011
" *Sind*	—	—	—	—	—	6,845	1,650	1,789	2,258	6,961
" *Madras*	—	—	—	—	—	642	195	954	45	694
" *Burma*	—	—	—	—	—	..	253	..	44	382
TOTAL	—	—	—	—	—	9,444	4,686	3,776	4,220	8,116
Total of Earthenware and Porcelain (including *pipes of earthenware*)—										
United Kingdom (*including* Channel Islands)	—	—	—	—	—	28,637	16,598	27,504	19,854	26,746
TOTAL FOREIGN COUNTRIES	—	—	—	—	—	877	132	907	851	3,224
Share of Bengal	—	—	—	—	—	4,440	2,312	1,671	1,542	2,902
" *Bombay*	—	—	—	—	—	15,042	8,194	16,916	9,362	13,315
" *Sind*	—	—	—	—	—	6,846	2,411	2,960	3,779	7,509
" *Madras*	—	—	—	—	—	1,956	2,284	4,738	2,039	2,215
" *Burma*	—	—	—	—	—	1,231	1,536	3,126	3,932	3,950
TOTAL	—	—	—	—	—	29,514	16,728	28,411	20,705	29,970
Glass and Glassware—										
Bottles and phials—	Gross	Gross	Gross	Gross	Gross					
United Kingdom (*including* Channel Islands)	2,950	2,702	2,650	2,390	2,963	89,784	76,830	65,022	80,694	70,666
Ceylon (*excluding* Maldives)	..	..	..	..		..	..	..	2	..
Total British Empire	2,950	2,702	2,650	2,390	2,963	89,784	76,830	65,022	80,696	70,666
TOTAL FOREIGN COUNTRIES	3	208	10	224	58	139	1,808	526	1,580	1,946
Share of Bengal	727	864	116	83	325	9,092	4,239	4,130	2,183	3,874
" *Bombay*	788	691	548	856	645	28,429	13,271	18,340	20,210	20,109
" *Sind*	532	457	174	226	437	17,940	5,932	5,934	6,588	7,061
" *Madras*	707	1,272	1,037	1,353	1,494	25,671	49,173	35,718	50,510	39,231
" *Burma*	201	126	785	116	180	5,791	3,038	3,426	2,740	2,337
TOTAL	2,953	3,910	2,660	2,614	3,021	89,928	78,653	65,548	82,226	72,612

No. 13—*continued*

ARTICLES, AND COUNTRIES OF CONSIGNMENT; ALSO SHARE OF EACH PROVINCE	Quantity					Value				
	1932-33	1933-34	1934-35	1935-36	1936-37	1932-33	1933-34	1934-35	1935-36	1936-37
						R	R	R	R	R
GOVERNMENT STORES—*continued*										
Glass and Glassware—*continued*										
Other glassware—										
United Kingdom (*including* Channel Islands)	—	—	—	—	—	86,403	70,771	56,399	66,029	49,968
Other British Possessions	—	—	—	—	—	..	..	..	..	165
TOTAL BRITISH EMPIRE	—	—	—	—	—	86,403	70,771	56,399	66,029	50,133
Germany	—	—	—	—	—	38,723	46,858	36,493	21,831	32,347
Other Foreign Countries	—	—	—	—	—	3,900	3,302	724	608	2,821
TOTAL FOREIGN COUNTRIES	—	—	—	—	—	42,623	50,160	37,217	22,439	35,168
Share of Bengal	—	—	—	—	—	*35,672*	*26,507*	*17,196*	*12,710*	*10,266*
„ *Bombay*	—	—	—	—	—	*37,399*	*46,115*	*34,369*	*28,549*	*40,392*
„ *Sind*	—	—	—	—	—	*19,197*	*16,344*	*9,971*	*20,951*	*11,578*
„ *Madras*	—	—	—	—	—	*29,841*	*22,433*	*25,909*	*21,533*	*20,780*
„ *Burma*	—	—	—	—	—	*7,017*	*9,533*	*6,171*	*4,725*	*2,385*
TOTAL	—	—	—	—	—	1,29,026	1,20,931	93,616	88,468	85,301
Total of Glass and Glassware—										
United Kingdom (*including* Channel Islands)	—	—	—	—	—	1,76,187	1,47,601	1,21,421	1,46,723	1,20,634
Other British Possessions	—	—	—	—	—	..	..	..	2	165
TOTAL BRITISH EMPIRE	—	—	—	—	—	1,76,187	1,47,601	1,21,421	1,46,725	1,20,799
Germany	—	—	—	—	—	38,723	48,661	36,965	23,361	34,000
Other Foreign Countries	—	—	—	—	—	4,039	3,302	778	608	3,114
TOTAL FOREIGN COUNTRIES	—	—	—	—	—	42,762	51,963	37,743	23,969	37,114
Share of Bengal	—	—	—	—	—	*44,764*	*30,736*	*21,336*	*14,893*	*14,140*
„ *Bombay*	—	—	—	—	—	*65,723*	*59,386*	*52,709*	*48,759*	*60,501*
„ *Sind*	—	—	—	—	—	*37,137*	*25,276*	*15,905*	*27,536*	*18,639*
„ *Madras*	—	—	—	—	—	*53,513*	*71,805*	*59,537*	*72,043*	*60,011*
„ *Burma*	—	—	—	—	—	*13,603*	*13,561*	*9,597*	*7,466*	*4,582*
TOTAL	—	—	—	—	—	2,18,949	1,99,564	1,59,164	1,70,694	1,57,913
Hardware and Cutlery, *including* agricultural implements and plated-ware—										
United Kingdom (*including* Channel Islands)	—	—	—	—	—	5,06,315	4,30,986	4,46,796	6,05,721	6,77,989
Other British Possessions	—	—	—	—	—	135	1,420	2,662	3,373	896
TOTAL BRITISH EMPIRE	—	—	—	—	—	5,06,450	4,32,406	4,49,458	6,09,094	6,78,885
Germany	—	—	—	—	—	7,485	6,159	6,846	6,627	18,643

(GOVERNMENT STORES)

No. 13—*continued*

ARTICLES, AND COUNTRIES OF CONSIGNMENT; ALSO SHARE OF EACH PROVINCE	Quantity					Value				
	1932-33	1933-34	1934-35	1935-36	1936-37	1932-33	1933-34	1934-35	1935-36	1936-37
						R	R	R	R	R
GOVERNMENT STORES—*continued*										
Hardware and Cutlery, including agricultural implements and plated ware—*continued*										
Belgium	—	—	—	—	—	..	..	302	1,045	6,870
United States of America—										
Vid Atlantic Coast	—	—	—	—	—	1,716	9,816	5,838	4,127	29,155
,, Pacific ,,	—	—	—	—	—	887	..	491	71	..
Other Foreign Countries	—	—	—	—	—	13	1,751	1,076	3,920	5,578
TOTAL FOREIGN COUNTRIES	—	—	—	—	—	9,601	17,726	14,043	15,790	59,646
Share of Bengal	—	—	—	—	—	*74,592*	*78,659*	*71,641*	*83,360*	*89,928*
,, *Bombay*	—	—	—	—	—	*1,23,901*	*97,563*	*1,24,197*	*2,09,121*	*2,47,519*
,, *Sind*	—	—	—	—	—	*2,29,399*	*1,81,528*	*2,06,307*	*2,45,943*	*3,43,294*
,, *Madras*	—	—	—	—	—	*70,011*	*23,393*	*23,168*	*63,426*	*34,909*
,, *Burma*	—	—	—	—	—	*17,648*	*68,489*	*38,488*	*23,044*	*24,587*
TOTAL	—	—	—	—	—	5,16,051	4,50,132	4,63,501	6,24,884	7,38,531
Instruments, Apparatus, and Appliances, and parts thereof—										
Musical—										
United Kingdom (including Channel Islands)	—	—	—	—	—	7,634	14,073	11,322	15,020	18,838
TOTAL FOREIGN COUNTRIES	—	—	—	—	—	225	..	..	126	..
Share of Bengal	—	—	—	—	—	*2,100*	*903*	*1,263*	*2,478*	*4,344*
,, *Bombay*	—	—	—	—	—	*2,582*	*9,672*	*1,782*	*3,350*	*5,833*
,, *Sind*	—	—	—	—	—	*1,440*	*2,233*	*5,518*	*7,452*	*6,314*
,, *Madras*	—	—	—	—	—	*1,586*	*173*	*2,568*	*785*	*625*
,, *Burma*	—	—	—	—	—	*152*	*1,092*	*190*	*1,080*	*2,083*
TOTAL	—	—	—	—	—	7,859	14,073	11,322	15,146	18,838
Photographic—										
United Kingdom (including Channel Islands)	—	—	—	—	—	1,41,291	1,13,259	1,30,220	1,01,841	52,951
TOTAL FOREIGN COUNTRIES	—	—	—	—	—	356	3,561	2,415	3,743	3,313
Share of Bengal	—	—	—	—	—	*8,332*	*11,928*	*6,169*	*513*	*2,604*
,, *Bombay*	—	—	—	—	—	*29,269*	*29,006*	*25,579*	*13,779*	*13,088*
,, *Sind*	—	—	—	—	—	*57,921*	*12,407*	*12,240*	*9,516*	*16,111*
,, *Madras*	—	—	—	—	—	*46,396*	*63,214*	*90,786*	*81,276*	*24,361*
,, *Burma*	—	—	—	—	—	*429*	*265*	*161*	..	..
TOTAL	—	—	—	—	—	1,41,647	1,16,820	1,38,635	1,05,084	56,164

No. 13—*continued*

ARTICLES, AND COUNTRIES OF CONSIGNMENT; ALSO SHARE OF EACH PROVINCE	Quantity					Value				
	1932-33	1933-34	1934-35	1935-36	1936-37	1932-33	1933-34	1934-35	1935-36	1936-37
GOVERNMENT STORES—*continued*						R	R	R	R	R
Instruments, Apparatus and Appliances, and parts thereof—*continued*										
Other kinds—										
United Kingdom (*including* Channel Islands)	—	—	—	—	—	13,92,811	9,06,797	11,71,110	11,40,123	14,14,125
Other British Possessions	—	—	—	—	—	1,768	771	830	406	366
TOTAL BRITISH EMPIRE	—	—	—	—	—	13,94,579	9,07,568	11,71,940	11,40,529	14,14,491
Germany	—	—	—	—	—	49,889	62,514	1,00,348	1,10,734	1,02,310
Netherlands	—	—	—	—	—	1,158	..	7,377	353	2,718
France	—	—	—	—	—	361	9,835	15,971	5,819	3,197
Italy (*including* Fiume)	—	—	—	—	—	10,285	1,695	305	732	2,691
United States of America—										
Vid Atlantic Coast	—	—	—	—	—	41,955	13,768	47,188	33,937	36,852
„ Pacific „	—	—	—	—	—	1,720	368	..	195	3,106
Other Foreign Countries	—	—	—	—	—	1,553	3,978	2,888	7,362	4,228
TOTAL FOREIGN COUNTRIES	—	—	—	—	—	1,06,921	92,158	1,74,077	1,59,132	2,45,102
Share of Bengal	—	—	—	—	—	*2,72,793*	*1,48,817*	*1,76,493*	*1,61,057*	*2,02,318*
„ *Bombay*	—	—	—	—	—	*3,22,662*	*2,86,917*	*2,73,810*	*2,94,826*	*4,15,696*
„ *Sind*	—	—	—	—	—	*6,57,049*	*4,17,365*	*4,82,544*	*5,45,753*	*6,84,685*
„ *Madras*	—	—	—	—	—	*1,83,719*	*1,91,633*	*3,37,096*	*2,45,548*	*2,57,692*
„ *Burma*	—	—	—	—	—	*65,277*	*44,991*	*77,164*	*52,479*	*99,202*
TOTAL	—	—	—	—	—	15,01,500	10,89,726	13,46,017	12,99,661	16,59,593
Total of Instruments, Apparatus and Appliances, and parts thereof—										
United Kingdom (*including* Channel Islands)	—	—	—	—	—	15,41,736	11,24,129	13,18,652	12,56,484	14,85,914
Other British Possessions	—	—	—	—	—	1,768	771	830	406	366
TOTAL BRITISH EMPIRE	—	—	—	—	—	15,43,504	11,24,900	13,19,482	12,56,890	14,86,280
Germany	—	—	—	—	—	50,147	64,404	1,02,218	1,12,420	1,03,286
Netherlands	—	—	—	—	—	1,158	..	7,377	353	2,718
France	—	—	—	—	—	620	11,401	15,971	5,819	3,197
Italy (*including* Fiume)	—	—	—	—	—	10,285	1,695	305	732	2,691
United States of America—										
Vid Atlantic Coast	—	—	—	—	—	41,955	13,768	47,788	35,927	39,139
„ Pacific „	—	—	—	—	—	1,720	368	..	195	3,106
Other Foreign Countries	—	—	—	—	—	1,608	4,083	2,888	7,555	4,928
TOTAL FOREIGN COUNTRIES	—	—	—	—	—	1,07,502	95,719	1,76,492	1,63,001	2,46,315
Share of Bengal	—	—	—	—	—	*2,83,325*	*1,61,648*	*1,89,335*	*1,64,048*	*2,09,266*
„ *Bombay*	—	—	—	—	—	*3,64,514*	*3,25,596*	*3,04,172*	*3,11,955*	*4,34,316*
„ *Sind*	—	—	—	—	—	*7,15,710*	*4,32,008*	*5,01,003*	*5,63,732*	*7,07,110*
„ *Madras*	—	—	—	—	—	*2,31,699*	*2,55,020*	*4,30,460*	*3,37,607*	*2,82,678*
„ *Burma*	—	—	—	—	—	*55,888*	*46,348*	*77,515*	*53,559*	*1,01,225*
TOTAL	—	—	—	—	—	16,51,086	12,20,619	14,95,074	14,19,891	17,34,595

No. 13—*continued*

ARTICLES, AND COUNTRIES OF CONSIGNMENT; ALSO SHARE OF EACH PROVINCE	QUANTITY					VALUE				
	1932-33	1933-34	1934-35	1935-36	1936-37	1932-33	1933-34	1934-35	1935-36	1936-37
GOVERNMENT STORES—*continued*						R	R	R	R	R
Leather—										
Unwrought—	Cwts.	Cwts.	Cwts.	Cwts.	Cwts.					
United Kingdom (*including* Channel Islands)	19	7	18	20	..	7,329	2,082	6,275	5,080	360
TOTAL FOREIGN COUNTRIES	..	..	..	..	..	..	..	29	..	..
Share of Bengal	..	..	2	20	..	..	725	1,162	5,359	142
„ *Bombay*	..	..	4	..	..	..	..	..	121	19
„ *Sind*	14	4	..	..	..	6,676	909	5,634	..	88
„ *Burma*	5	3	12	..	..	653	457	1,518	..	111
TOTAL	19	7	18	20	..	7,329	2,082	6,304	5,080	360
Manufactures—										
Saddlery and Harness—										
TOTAL BRITISH EMPIRE	—	—	—	—	—	121	..	43	604	313
TOTAL FOREIGN COUNTRIES	—	—	—	—	—	..	218	..	..	258
Share of Bengal	—	—	—	—	—	..	218	43	54	..
„ *Bombay*	—	—	—	—	—	..	..	..	..	258
„ *Sind*	—	—	—	—	—	121	..	..	640	..
„ *Burma*	—	—	—	—	—	..	..	..	..	313
TOTAL	—	—	—	—	—	121	218	43	694	571
Other sorts (*excluding* boots and shoes)—										
United Kingdom (*including* Channel Islands)	—	—	—	—	—	6,011	54,459	39,907	19,256	15,151
TOTAL FOREIGN COUNTRIES	—	—	—	—	—	..	128	..	..	152
Share of Bengal	—	—	—	—	—	2,926	7,876	1,811	4,934	6,725
„ *Bombay*	—	—	—	—	—	2,108	1,914	11,648	3,136	2,170
„ *Sind*	—	—	—	—	—	548	4,306	5,727	9,045	3,851
„ *Madras*	—	—	—	—	—	428	38,360	1,918	2,130	918
„ *Burma*	—	—	—	—	—	..	2,131	18,809	11	1,645
TOTAL	—	—	—	—	—	6,011	54,587	39,907	19,256	15,308
Total of Leather	—	—	—	—	—	13,461	56,887	46,254	25,930	16,234
Liquors—	Gals.	Gals.	Gals.	Gals.	Gals.					
Ale, Beer and Porter	..	..	..	..	..	..	..	..	..	..
Germany	..	..	..	..	2	..	..	..	..	24
Share of Bombay	..	..	..	..	2	..	..	..	..	24
Spirit—	Gals.	Gals.	Gals.	Gals.	Gals.					
Total British Empire	54	28	114	97	62	498	487	1,588	1,054	845
TOTAL FOREIGN COUNTRIES	155	169	135	162	148	2,067	1,057	1,295	1,621	1,359

No. 13—*continued*

ARTICLES, AND COUNTRIES OF CONSIGNMENT; ALSO SHARE OF EACH PROVINCE	QUANTITY					VALUE				
	1932-33	1933-34	1934-35	1935-36	1936-37	1932-33	1933-34	1934-35	1935-36	1936-37
GOVERNMENT STORES—*continued*						R	R	R	R	R
Liquors—*continued*										
Spirits—continued	Gals.	Gals.	Gals.	Gals.	Gals.					
Share of Bengal	32	64	74	54	39	644	406	625	675	261
„ *Bombay*	74	66	28	119	80	1,278	1,216	1,375	1,006	956
„ *Sind*	38	66	58	67	58	441	488	485	843	728
„ *Madras*	..	..	..	2	..	..	..	..	40	..
„ *Burma*	15	3	33	17	33	196	34	393	111	259
TOTAL	209	197	249	259	210	2,559	2,144	2,878	2,675	2,204
Wines—	Gals.	Gals.	Gals.	Gals.	Gals.					
United Kingdom (*including* Channel Islands)	2	..	..	..	..	36	..	..	..	..
Share of Bombay	2	..	..	..	..	36	..	..	..	..
Total of Liquors	Gals. 211	Gals. 197	Gals. 249	Gals. 259	Gals. 212	2,595	2,144	2,878	2,675	2,228
Machinery and Millwork—*Locomotive Engines and tenders and parts thereof for Railways*—										
United Kingdom (*including* Channel Islands)	—	—	—	—	—	9,71,410	19,00,013	6,24,465	16,98,182	2,78,825
Sweden	—	—	—	—	—	25,458	..	10,630	52,281	6,773
Germany	—	—	—	—	—	1,19,710	4,14,816	2,55,162	22,31,281	10,12,071
Netherlands	—	—	—	—	—	..	..	18,975	1,24,958	19,101
Belgium	—	—	—	—	—	96,446	1,17,728	1,84,341	1,80,751	2,98,087
France	—	—	—	—	—	..	4,888	..	16,104	12,027
Italy (*including* Fiume)	—	—	—	—	—	30,804	92,807	2,42,216	82,991	47,236
Austria	—	—	—	—	—	..	52,318	..	..	..
United States of America—										
Via Atlantic Coast	—	—	—	—	—	..	..	..	3,702	15,282
TOTAL FOREIGN COUNTRIES	—	—	—	—	—	2,72,418	6,82,557	7,11,324	26,92,068	14,10,577
Share of Bengal	—	—	—	—	—	5,31,033	17,45,333	6,03,010	25,27,969	3,68,554
„ *Bombay*	—	—	—	—	—	200	88,271	2,530	1,275	626
„ *Sind*	—	—	—	—	—	4,49,263	6,90,640	6,53,589	17,38,203	7,46,936
„ *Madras*	—	—	—	—	—	..	1,925	..	3,522	..
„ *Burma*	—	—	—	—	—	2,63,327	56,401	76,660	49,281	73,286
TOTAL	—	—	—	—	—	12,43,828	25,82,570	13,35,789	43,90,250	16,89,402
Steam Engines and parts (other than *locomotives*)—										
United Kingdom (*including* Channel Islands)	—	—	—	—	—	2,805	8,993	4,464	39,669	11,424
TOTAL FOREIGN COUNTRIES	—	—	—	—	—	..	4,153	..	..	105
Share of Bengal	—	—	—	—	—	..	7,827	..	447	2,114
„ *Bombay*	—	—	—	—	—	2,661	5,319	35	25,851	221
„ *Sind*	—	—	—	—	—	..	..	..	413	460
„ *Madras*	—	—	—	—	—	133	..	73	7,299	..
„ *Burma*	—	—	—	—	—	11	..	4,356	5,659	1,734
TOTAL	—	—	—	—	—	2,805	13,146	4,464	39,669	11,529

(GOVERNMENT STORES)

No. 13—*continued*

ARTICLES AND COUNTRIES OF CONSIGNMENT; ALSO SHARE OF EACH PROVINCE	QUANTITY					VALUE				
	1932-33	1933-34	1934-35	1935-36	1936-37	1932-33	1933-34	1934-35	1935-36	1936-37
						R	R	R	R	R
GOVERNMENT STORES—*continued*										
Machinery and Millwork—*continued*										
Other sorts of Machinery—										
United Kingdom (*including* Channel Islands)	—	—	—	—	—	13,72,493	7,92,869	7,26,605	9,93,048	8,75,579
Straits Settlements	—	—	—	—	—	..	6,820	..	3,714	6,700
Other British Possessions	—	—	—	—	—	..	2,893	165	100	400
TOTAL BRITISH EMPIRE	—	—	—	—	—	13,72,493	8,02,582	7,26,770	9,96,862	8,82,679
Germany	—	—	—	—	—	1,17,618	5,98,334	1,89,684	54,582	41,260
Belgium	—	—	—	—	—	9,039	3,034	19,344	52,632	38,045
France	—	—	—	—	—	..	..	..	47,052	..
Switzerland	—	—	—	—	—	95	9,848	..	..	5,079
Italy (*including* Fiume)	—	—	—	—	—	75,431	59,638	1,919	529	1,126
Hungary	—	—	—	—	—	..	90,052	—	..	..
United States of America—										
Vid Atlantic Coast	—	—	—	—	—	48,625	19,007	21,015	68,427	12,160
Other Foreign Countries	—	—	—	—	—	604	6,538	..	4,274	202
TOTAL FOREIGN COUNTRIES	—	—	—	—	—	2,51,412	7,85,451	2,31,962	2,27,546	97,962
Share of Bengal	—	—	—	—	—	*3,76,396*	*83,213*	*1,38,156*	*2,24,359*	*98,487*
" *Bombay*	—	—	—	—	—	*1,08,201*	*7,74,442*	*3,52,289*	*1,62,672*	*3,22,182*
" *Sind*	—	—	—	—	—	*3,08,691*	*1,35,995*	*2,58,831*	*5,93,249*	*2,88,083*
" *Madras*	—	—	—	—	—	*5,63,365*	*4,25,266*	*1,69,957*	*1,18,433*	*1,80,497*
" *Burma*	—	—	—	—	—	*2,64,771*	*1,69,116*	*40,199*	*1,25,690*	*97,042*
TOTAL	—	—	—	—	—	16,28,905	15,88,033	9,58,732	12,24,408	9,80,641
Total of Machinery and Millwork—										
United Kingdom (*including* Channel Islands)	—	—	—	—	—	23,46,708	27,01,875	13,55,534	27,30,899	11,65,828
Straits Settlements	—	—	—	—	—	..	6,820	..	3,714	6,700
Other British Possessions	—	—	—	—	—	..	2,893	165	100	400
TOTAL BRITISH EMPIRE	—	—	—	—	—	23,46,708	27,11,588	13,55,699	27,34,713	11,72,928
Sweden	—	—	—	—	—	25,458	760	10,630	55,517	6,773
Germany	—	—	—	—	—	2,27,328	10,13,150	4,44,846	22,85,863	10,53,331
Netherlands	—	—	—	—	—	..	852	18,975	1,25,696	10,312
Belgium	—	—	—	—	—	1,05,485	1,23,014	2,03,685	2,33,433	3,36,132
France	—	—	—	—	—	..	4,888	..	63,156	12,027
Switzerland	—	—	—	—	—	95	9,848	..	..	5,079
Italy (*including* Fiume)	—	—	—	—	—	1,06,285	1,52,445	2,44,135	83,520	48,362
Austria	—	—	—	—	—	100	52,318	..	—	..
Hungary	—	—	—	—	—	..	90,052	..	..	..
United States of America—										
Vid Atlantic Coast	—	—	—	—	—	48,625	19,008	21,015	72,129	27,547
Other Foreign Countries	—	—	—	—	—	504	4,926	..	300	81
TOTAL FOREIGN COUNTRIES	—	—	—	—	—	5,23,830	14,72,161	9,43,286	29,19,614	15,08,044
Share of Bengal	—	—	—	—	—	*9,09,934*	*18,36,378*	*7,41,166*	*25,22,775*	*9,70,505*
" *Bombay*	—	—	—	—	—	*1,11,063*	*8,68,032*	*3,54,864*	*1,89,798*	*3,23,029*
" *Sind*	—	—	—	—	—	*7,67,954*	*3,26,636*	*9,12,420*	*23,31,805*	*10,35,479*
" *Madras*	—	—	—	—	—	*5,63,479*	*4,27,191*	*1,69,330*	*1,29,259*	*1,80,497*
" *Burma*	—	—	—	—	—	*5,26,109*	*2,25,517*	*1,21,215*	*1,30,630*	*1,72,063*
TOTAL	—	—	—	—	—	28,70,538	41,83,749	22,98,035	50,54,327	26,81,572

No. 13—*continued*

ARTICLES, AND COUNTRIES OF CONSIGNMENT; ALSO SHARE OF EACH PROVINCE	Quantity					Value				
	1932-33	1933-34	1934-35	1935-36	1936-37	1932-33	1933-34	1934-35	1935-36	1936-37
						R	R	R	R	R
GOVERNMENT STORES— *continued*										
Metals and Ores—										
Brass, Bronze, and similar alloys, and manufactures thereof—										
Wrought—	Cwts.	Cwts.	Cwts.	Cwts.	Cwts.					
United Kingdom (*including* Channel Islands)	158	426	877	579	376	7,180	14,042	28,116	17,522	20,759
Other British Possessions	..	..	..	..	..	..	..	..	..	124
TOTAL BRITISH EMPIRE	158	426	877	579	376	7,180	14,042	28,116	17,522	20,883
Germany	16	555	46	295	873	418	13,287	1,881	6,916	23,479
Belgium	..	15	..	113	12	..	7,266	..	3,621	704
Other Foreign Countries	..	..	..	..	..	..	85	..	31	35
TOTAL FOREIGN COUNTRIES	16	570	46	408	885	418	20,638	1,881	10,568	24,218
Share of Bengal	..	*6*	*38*	*167*	*59*	*17*	*281*	*3,162*	*5,632*	*3,582*
" Bombay	..	..	*7*	*25*	*203*	*91*	*975*	*3,131*	*1,809*	*11,766*
" Sind	*94*	*563*	*669*	*507*	*706*	*4,376*	*29,079*	*18,228*	*12,687*	*20,094*
" Madras	..	..	..	..	*1*	..	..	..	..	*267*
" Burma	*80*	*125*	*209*	*288*	*292*	*3,064*	*4,345*	*6,476*	*7,971*	*9,452*
TOTAL	174	996	923	987	1,261	7,548	34,680	29,997	28,090	45,101
Copper—										
Unwrought—	Cwts.	Cwts.	Cwts.	Cwts.	Cwts.					
United Kingdom (*including* Channel Islands)	180	..	2,441	18	20,844	7,200	..	56,868	1,831	5,22,266
Canada—										
Vid Atlantic Coast	..	2,921	4,480	7,002	..	..	72,652	70,225	1,55,438	..
TOTAL BRITISH EMPIRE	180	2,921	6,921	7,020	20,844	7,200	72,652	1,27,093	1,57,269	5,22,266
Portuguese East Africa	..	..	..	8,319	..	..	..	..	2,11,745	..
United States of America—										
Vid Atlantic Coast	6,054	..	..	7,780	800	1,83,137	..	..	1,19,620	21,208
" Pacific	..	..	1,469	..	800	..	..	39,592	..	19,867
Other Foreign Countries	..	..	..	..	65	..	..	..	..	2,927
TOTAL FOREIGN COUNTRIES	6,054	..	1,469	16,099	1,665	1,83,137	..	39,592	3,31,365	43,502
Share of Bengal	*6,054*	*2,921*	*5,390*	*14,782*	*22,439*	*1,83,137*	*72,652*	*1,66,685*	*2,75,058*	*5,62,691*
" Bombay	..	..	..	*5,219*	..	..	..	..	*2,11,745*	..
" Sind	..	..	..	*18*	*70*	..	..	..	*1,831*	*3,077*
" Burma	*180*	..	..	..	..	*7,200*	..	..	..	..
TOTAL	6,234	2,921	8,390	23,119	22,509	1,90,337	72,652	1,66,685	4,88,634	5,65,768
Wrought—	Cwts.	Cwts.	Cwts.	Cwts.	Cwts.					
United Kingdom (*including* Channel Islands)	68	715	851	670	147	7,438	33,918	34,576	29,634	9,227
Aden and Dependencies	3	..	80	5	24	365	..	2,500	1,010	555
Canada Vid Atlantic Coast	..	..	..	1,440	..	..	..	..	31,978	..
TOTAL BRITISH EMPIRE	71	715	931	2,115	171	7,798	33,918	37,076	62,617	9,782
Germany	147	1,181	759	755	2,195	5,542	26,180	28,693	37,588	75,854
Belgium	67	279	471	532	365	5,205	10,647	20,576	23,946	14,892
United States of America—										
Vid Atlantic Coast	..	..	2,941	..	..	..	..	73,234	..	..
Other Foreign Countries	..	..	41	27	113	..	..	1,662	1,367	4,668
TOTAL FOREIGN COUNTRIES	214	1,460	4,212	1,314	2,673	10,837	36,827	1,24,165	62,886	95,421
Share of Bengal	*12*	*286*	*3,390*	*1,772*	*42*	*3,218*	*15,060*	*85,263*	*44,378*	*1,533*
" Bombay	*72*	*1*	*14*	*37*	*11*	*911*	*431*	*2,745*	*5,490*	*983*
" Sind	*152*	*1,413*	*913*	*968*	*2,540*	*6,530*	*36,480*	*33,479*	*40,813*	*92,619*
" Burma	*49*	*475*	*896*	*702*	*252*	*2,986*	*18,769*	*34,763*	*34,832*	*10,068*
TOTAL	285	2,175	5,143	3,479	2,844	18,685	70,740	1,61,241	1,25,508	1,05,203

No. 13—*continued*

ARTICLES, AND COUNTRIES OF CONSIGNMENT; ALSO SHARE OF EACH PROVINCE	QUANTITY					VALUE				
	1932-33	1933-34	1934-35	1935-36	1936-37	1932-33	1933-34	1934-35	1935-36	1936-37
GOVERNMENT STORES— *continued*						R	R	R	R	R
Metals and Ores— *continued*										
Copper—continued										
Total of Copper—	Cwts.	Cwts.	Cwts.	Cwts.	Cwts.					
United Kingdom (*including* Channel Islands)	248	715	3,292	688	20,991	14,632	53,913	91,444	31,465	5,31,493
Canada— *Vid* Atlantic Coast	..	2,921	4,480	5,442	..	..	72,652	70,225	1,67,411	..
Other British Possessions	3	..	80	5	24	365	..	2,500	1,010	655
TOTAL BRITISH EMPIRE	251	3,636	7,852	9,135	21,015	14,998	1,06,565	1,64,169	2,19,886	5,32,048
Germany	147	1,181	759	755	2,215	5,542	26,180	28,692	37,563	76,974
Belgium	67	279	471	582	295	5,295	10,647	20,576	23,046	14,899
France	..	..	..	27	158	..	..	..	1,357	6,457
Portuguese East Africa	..	..	..	8,319	..	..	..	..	2,11,745	..
United States of America— *Vid* Atlantic Coast	6,054	..	4,410	7,780	800	1,83,137	..	1,12,826	1,19,630	21,226
,, Pacific ,,	..	..	..	..	800	..	..	..	..	19,367
Other Foreign Countries	..	..	41	..	..	..	..	1,662	..	..
TOTAL FOREIGN COUNTRIES	6,268	1,460	5,681	17,463	4,338	1,93,974	36,827	1,63,757	3,04,251	1,38,923
Share of Bengal	*6,966*	*3,287*	*11,710*	*16,564*	*22,481*	*1,86,355*	*87,712*	*2,41,942*	*3,19,436*	*5,84,224*
,, *Bombay*	*72*	*1*	*14*	*3,356*	*11*	*5,911*	*431*	*2,745*	*2,17,358*	*933*
,, *Sind*	*152*	*1,413*	*913*	*926*	*2,610*	*6,520*	*36,480*	*38,670*	*42,644*	*26,696*
,, *Burma*	*229*	*475*	*296*	*702*	*851*	*10,138*	*18,769*	*34,763*	*34,822*	*10,068*
TOTAL	6,519	5,096	13,533	26,598	25,853	2,08,972	1,43,392	3,27,926	6,14,187	6,70,971
Iron—										
Pig—	Tons	Tons	Tons	Tons	Tons					
United Kingdom (*including* Channel Islands)	10	..	..	2	60	1,367	..	..	184	6,389
Norway	..	..	..	..	2	..	..	..	..	689
Share of Bengal	*10*	..	..	..	*62*	*1,367*	..	..	..	*6,378*
,, *Burma*	..	..	..	*2*	*10*	..	..	..	*184*	*700*
TOTAL	10	..	..	2	62	1,367	..	..	184	7,078
Manufactures— Angle and tee, bolt and rod—	Tons	Tons	Tons	Tons	Tons					
United Kingdom (*including* Channel Islands)	21	18	80	95	6	2,287	2,218	9,421	13,751	2,171
Germany	..	21	..	..	..	..	2,274	..	..	..
Share of Bengal	..	..	..	..	..	..	..	*12*	..	..
,, *Madras*	..	..	..	*51*	..	..	..	..	*5,511*	..
,, *Burma*	*21*	*39*	*80*	*44*	*6*	*2,287*	*4,492*	*9,409*	*8,240*	*2,171*
Protected	21	39	80	95	6	2,287	4,492	9,409	13,751	2,171
Not protected	..	..	..	..	..	..	..	12	..	..
TOTAL	21	39	80	95	6	2,287	4,492	9,421	13,751	2,171
Bars and channels—	Tons	Tons	Tons	Tons	Tons					
United Kingdom (*including* Channel Islands)	190	45	6	22	3	21,543	11,068	1,342	6,599	343
Other British Possessions	..	..	4	..	..	..	5	462	..	..
TOTAL BRITISH EMPIRE	190	45	10	22	3	21,543	11,068	1,804	6,599	343
Share of Bengal	..	*33*	*4*	*12*	..	..	*8,974*	*462*	*1,376*	..
,, *Bombay*	..	..	..	*2*	..	*72*	*5*	..	*276*	..
,, *Sind*	*1*	*9*	*3*	*2*	*3*	*304*	*1,275*	*501*	*1,015*	*343*
,, *Madras*	..	*3*	*3*	..	..	..	*712*	*841*	..	..
,, *Burma*	*189*	..	..	*6*	..	*21,167*	*97*	..	*3,432*	..
Protected	190	16	4	20	3	21,451	5,589	510	5,908	343
Not protected	..	29	6	2	..	92	5,474	1,294	691	..
TOTAL	190	45	10	22	3	21,543	11,063	1,804	6,599	343
Total of Iron—	Tons	Tons	Tons	Tons	Tons					
United Kingdom (*including* Channel Islands)	221	63	86	119	69	25,197	13,276	10,763	20,534	8,903
Other British Possessions	..	..	4	..	..	..	5	462	..	..
TOTAL BRITISH EMPIRE	221	63	90	119	69	25,197	13,281	11,225	20,534	8,903

No. 13—*continued*

ARTICLES, AND COUNTRIES OF CONSIGNMENT; ALSO SHARE OF EACH PROVINCE	Quantity					Value				
	1932-33	1933-34	1934-35	1935-36	1936-37	1932-33	1933-34	1934-35	1935-36	1936-37
GOVERNMENT STORES—*continued*						R	R	R	R	R
Metals and Ores—*continued*										
Iron—continued. *Total of Iron*—continued.	Tons	Tons	Tons	Tons	Tons					
TOTAL FOREIGN COUNTRIES .	..	31	..	..	2	..	2,274	..	..	689
Share of Bengal . .	*10*	*33*	*4*	*12*	*52*	*1,367*	*8,974*	*474*	*1,876*	*6,373*
„ *Bombay* . .	..	..	..	*2*	..	*72*	*5*	..	*276*	..
„ *Sind* . .	*1*	*2*	*2*	*2*	*3*	*304*	*1,875*	*801*	*1,015*	*343*
„ *Madras* . .	..	*3*	*3*	*51*	..	..	*712*	*841*	*5,611*	..
„ *Burma* . .	*210*	*39*	*80*	*52*	*16*	*23,454*	*4,589*	*9,409*	*11,858*	*2,871*
Protected . . .	211	55	84	115	9	23,738	10,081	9,919	19,659	2,514
Not protected . .	10	29	6	4	62	1,459	5,474	1,306	875	7,078
TOTAL .	221	84	90	119	71	25,197	15,555	11,225	20,534	9,592
Steel—										
Bars and Channel—										
United Kingdom (*including* Channel Islands) . .	Tons 352	Tons 779	Tons 1,226	Tons 1,580	Tons 1,412	47,987	1,14,816	1,60,420	2,17,786	2,39,362
TOTAL FOREIGN COUNTRIES .	..	45	..	31	..	11	4,733	..	3,583	..
Share of Bengal . .	..	*22*	*41*	*46*	*80*	*27*	*2,492*	*4,858*	*6,293*	*36,303*
„ *Bombay* . .	*4*	*2*	..	..	*1*	*4,264*	*570*	..	*320*	*534*
„ *Sind* . .	*254*	*367*	*156*	*971*	*1,038*	*29,389*	*45,605*	*20,836*	*1,90,812*	*1,51,896*
„ *Madras* . .	*51*	..	..	*6*	..	*6,696*	..	..	*623*	..
„ *Burma* . .	*43*	*433*	*1,029*	*588*	*293*	*7,622*	*70,882*	*1,34,727*	*93,261*	*50,679*
Protected . . .	246	558	1,059	1,596	1,412	29,194	70,092	1,31,375	2,18,854	2,39,362
Not protected . .	106	266	167	15	..	18,804	49,457	29,045	2,515	..
TOTAL .	352	824	1,226	1,611	1,412	47,998	1,19,549	1,60,420	2,21,369	2,39,362
Cast—	Tons	Tons	Tons	Tons	Tons					
United Kingdom (*including* Channel Islands) . .	..	..	..	..	..	373	..	218	..	..
Share of Bengal . .	..	..	..	..	..	*373*	..	..	..	..
„ *Burma* . .	..	..	..	..	..	..	..	*218*	..	..
TOTAL .	..	..	..	..	..	373	..	218	..	..
Total of Steel—	Tons	Tons	Tons	Tons	Tons					
United Kingdom (*including* Channel Islands) . .	352	779	1,226	1,580	1,412	48,360	1,14,816	1,60,638	2,17,786	2,39,362
TOTAL FOREIGN COUNTRIES .	..	45	..	31	..	11	4,733	..	3,583	..

No. 13—*continued*

ARTICLES, AND COUNTRIES OF CONSIGNMENT; ALSO SHARE OF EACH PROVINCE	QUANTITY					VALUE				
	1932-33	1933-34	1934-35	1935-36	1936-37	1932-33	1933-34	1934-35	1935-36	1936-37
GOVERNMENT STORES—continued						R	R	R	R	R
Metals and Ores—continued										
Steel—continued										
Total of Steel—continued	Tons	Tons	Tons	Tons	Tons					
Share of Bengal	..	22	41	46	80	400	2,492	4,858	6,293	36,803
" *Bombay*	6	2	..	..	1	4,266	576	..	320	584
" *Sind*	254	367	156	971	1,033	39,389	43,805	20,635	1,20,812	1,81,896
" *Madras*	51	..	..	6	..	6,696	..	..	633	..
" *Burma*	43	433	1,029	588	293	7,628	70,832	1,34,940	93,261	60,579
Protected	246	558	1,059	1,596	1,412	29,194	70,092	1,31,375	2,18,854	2,39,362
Not protected	106	266	167	15	..	19,177	49,457	29,258	2,515	..
TOTAL	352	824	1,226	1,611	1,412	48,371	1,19,549	1,60,633	2,21,369	2,39,362
Iron or Steel—	Tons	Tons	Tons	Tons	Tons					
Anchors and cables—United Kingdom (*including* Channel Islands)	..	74	7	121	28	..	37,908	3,137	79,870	14,969
Straits Settlements	..	2	..	..	..	..	1,899	..	..	..
TOTAL BRITISH EMPIRE	..	76	7	121	28	..	39,807	3,137	79,870	14,969
Share of Bengal	..	66	..	..	..	..	37,160	..	..	..
" *Bombay*	..	..	1	..	..	..	..	466	..	
" *Madras*	..	2	..	115	..	..	738	..	76,937	..
" *Burma*	..	2	6	6	28	..	1,899	2,671	2,933	14,969
TOTAL	..	76	7	121	28	..	39,807	3,137	79,870	14,969
Hoops and Strips—United Kingdom (*including* Channel Islands)	Tons 4	Tons 4	Tons 2	Tons 6	Tons 9	577	721	998	1,426	2,375
TOTAL FOREIGN COUNTRIES	..	..	..	..	6	..	..	58	..	520
Share of Bengal	4	4	1	4	14	577	721	791	1,156	2,656
" *Bombay*	..	..	..	..	..	..	..	58	..	..
" *Sind*	..	..	1	2	1	..	..	207	270	240
TOTAL	4	4	2	6	15	577	721	1,056	1,426	2,895
Nails, screws, rivets, and washers—United Kingdom (*including* Channel Islands)	Tons 49	Tons 162	Tons 153	Tons 351	Tons 263	15,949	40,008	62,454	84,675	75,164
Germany	..	..	6	9	97	..	..	1,750	1,088	24,244
Other Foreign Countries	..	..	..	8	..	..	..	8	1,879	..
TOTAL FOREIGN COUNTRIES	..	..	6	17	97	..	..	1,758	2,967	24,244
Share of Bengal	..	1	6	7	7	119	841	4,698	2,566	4,668
" *Bombay*	..	1	6	4	9	144	434	4,790	1,908	6,264
" *Sind*	30	109	61	268	229	11,134	25,521	32,418	64,070	60,585
" *Madras*	..	7	1	..	..	..	1,054	367	..	..
" *Burma*	19	44	85	94	105	4,561	12,168	23,099	19,098	28,001
Protected	..	..	..	..	192	..	..	..	..	37,901
Not protected	49	162	159	368	168	15,949	40,008	64,212	87,642	61,507
TOTAL	49	162	159	368	330	15,949	40,008	64,212	87,642	99,408
Rails and fish plates of steel or iron—United Kingdom (*including* Channel Islands)	Tons 118	Tons 274	Tons 248	Tons ..	Tons 1	31,069	91,476	73,688	94	1,272
Germany	87	375	231	..	..	9,927	47,433	29,016	..	..
Belgium	..	..	45	..	50	..	..	7,607	..	6,553
TOTAL FOREIGN COUNTRIES	87	375	276	..	50	9,927	47,433	36,623	..	6,553
Share of Bengal	..	..	..	..	..	..	..	..	20	..
" *Bombay*	..	1	..	..	..	..	838	..	..	..
" *Madras*	66	..	..	..	..	6,592	..	..	..	..
" *Burma*	139	648	524	..	51	34,404	1,38,071	1,10,261	74	7,825
Protected	146	546	469	..	51	35,428	81,664	82,895	74	7,825
Not protected	59	103	55	..	..	5,578	57,845	27,866	20	..
TOTAL	205	649	524	..	51	40,996	1,38,909	1,10,261	94	7,825

No. 13—*continued*

ARTICLES, AND COUNTRIES OF CONSIGNMENT; ALSO SHARE OF EACH PROVINCE	Quantity					Value				
	1932-33	1933-34	1934-35	1935-36	1936-37	1932-33	1933-34	1934-35	1935-36	1936-37
						R	R	R	R	R
GOVERNMENT STORES—*contd.*										
Metals and Ores—*continued*										
***Iron or Steel*—continued**	Tons	Tons	Tons	Tons	Tons					
Sheets and plates (*including* galvanised and tinned plates)—										
United Kingdom (*including* Channel Islands)	180	319	1,148	677	645	28,426	49,456	1,86,127	1,40,897	1,72,159
TOTAL FOREIGN COUNTRIES	..	..	1	..	..	..	..	344	..	..
Share of Bengal	8	16	99	21	22	2,242	5,268	18,661	3,639	9,050
,, *Bombay*	2	..	89	119	216	781	..	32,200	45,476	86,704
,, *Sind*	82	159	464	339	285	9,466	24,050	70,849	62,783	52,538
,, *Madras*	17	6	..	6	..	3,383	1,410	..	1,090	..
,, *Burma*	94	138	507	143	122	12,553	18,728	65,361	22,909	23,870
Protected	158	298	1,115	671	644	24,634	44,944	1,81,145	1,39,628	1,72,007
Not protected	22	21	34	6	1	3,792	4,512	5,326	1,274	152
TOTAL	180	319	1,149	677	645	28,426	49,456	1,86,471	1,40,897	1,72,159
Sleepers and keys of iron or steel—	Tons	Tons	Tons	Tons	Tons					
United Kingdom (*including* Channel Islands)	..	..	..	..	..	..	51	..	..	..
Share of Burma	..	..	..	..	..	..	51	..	..	..
TOTAL, PROTECTED	..	..	..	..	..	..	51	..	..	..
Wire—	Tons	Tons	Tons	Tons	Tons					
United Kingdom (*including* Channel Islands)	101	37	63	102	41	17,486	7,360	21,565	20,540	8,673
TOTAL FOREIGN COUNTRIES	1	21	17	..	..	495	4,084	4,085	75	4
Share of Bengal	36	..	..	4	11	5,384	93	..	1,172	2,192
,, *Bombay*	11	..	17	96	1	2,522	114	378	272	482
,, *Sind*	52	26	69	2	24	6,598	6,684	19,985	18,259	4,199
,, *Madras*	..	..	3	..	..	169	..	1,420	..	..
,, *Burma*	3	22	7	1	5	1,375	4,563	3,367	936	1,798
Protected	101	36	29	57	30	17,152	7,491	10,164	9,538	7,124
Not protected	1	22	51	45	11	829	3,953	15,486	11,101	1,553
TOTAL	102	58	80	102	41	17,981	11,444	25,650	20,639	8,677

(GOVERNMENT STORES)

No. 18—*continued*

ARTICLES, AND COUNTRIES OF CONSIGNMENT; ALSO SHARE OF EACH PROVINCE	QUANTITY					VALUE				
	1932-33	1933-34	1934-35	1935-36	1936-37	1932-33	1933-34	1934-35	1935-36	1936-37
						R	R	R	R	R
GOVERNMENT STORES—*continued*										
Metals and Ores—*continued*										
Iron or Steel—continued										
Other manufactures of iron or steel—	Tons	Tons	Tons	Tons	Tons					
United Kingdom (*excluding* Channel Islands)	405	788	327	1,143	786	1,16,735	2,16,036	89,769	3,30,859	2,73,457
Ceylon (*excluding* Maldives)	..	..	..	..	..	..	..	..	148	..
TOTAL BRITISH EMPIRE	405	788	327	1,143	786	1,16,735	2,16,036	89,769	3,30,007	2,73,457
Germany	27	12	29	15	29	4,351	3,085	6,182	6,676	5,188
Belgium	131	3	..	65	257	17,768	476	528	19,909	33,777
Other Foreign Countries	..	..	..	..	1	..	..	7	..	400
TOTAL FOREIGN COUNTRIES	168	15	29	80	287	22,119	3,562	6,717	26,585	39,365
Share of Bengal	*172*	*7*	*9*	*16*	*6*	*24,346*	*3,016*	*1,876*	*5,195*	*4,631*
" *Bombay*	..	*13*	*29*	*21*	*26*	*406*	*3,313*	*5,903*	*44,688*	*13,365*
" *Sind*	*249*	*159*	*213*	*219*	*654*	*60,527*	*53,529*	*61,044*	*1,96,603*	*1,97,763*
" *Madras*	*59*	*169*	*39*	*66*	*117*	*23,517*	*59,356*	*9,956*	*36,513*	*32,777*
" *Burma*	*102*	*464*	*89*	*250*	*272*	*26,853*	*1,90,289*	*27,707*	*74,293*	*79,266*
Protected	491	669	191	791	556	94,856	1,85,013	52,228	1,99,322	1,14,781
Not protected	82	114	165	432	517	43,998	34,586	44,258	1,57,370	1,98,061
TOTAL	573	803	356	1,223	1,073	1,38,854	2,19,599	96,486	3,56,692	3,12,792
Total of Iron or Steel—	Tons	Tons	Tons	Tons	Tons					
United Kingdom (*including* Channel Islands)	857	1,648	1,948	2,400	1,773	2,10,242	4,43,016	4,37,688	6,57,881	5,48,089
Straits Settlements	..	2	..	..	..	..	1,899	..	148	..
TOTAL BRITISH EMPIRE	857	1,650	1,948	2,400	1,773	2,10,242	4,44,915	4,37,688	6,57,529	5,48,089
Germany	125	418	282	24	126	14,773	54,602	40,950	7,764	29,406
Belgium	131	3	46	73	307	17,768	476	8,249	21,867	40,330
Other Foreign Countries	..	..	1	..	7	..	..	386	..	920
TOTAL FOREIGN COUNTRIES	256	421	329	97	440	32,541	55,080	49,585	29,631	70,656
Share of Bengal	*218*	*94*	*115*	*52*	*58*	*32,869*	*47,129*	*26,326*	*13,748*	*23,086*
" *Bombay*	*13*	*16*	*107*	*299*	*278*	*3,853*	*4,704*	*44,295*	*92,344*	*1,11,811*
" *Sind*	*393*	*463*	*303*	*1,456*	*1,183*	*59,853*	*1,08,775*	*1,84,503*	*3,41,325*	*2,96,382*
" *Madras*	*138*	*181*	*43*	*186*	*117*	*23,661*	*63,048*	*11,683*	*1,14,640*	*32,777*
" *Burma*	*356*	*1,318*	*1,909*	*494*	*683*	*77,954*	*2,76,349*	*2,21,466*	*1,20,143*	*1,55,749*
Protected	896	1,569	1,804	1,519	1,473	1,72,065	3,19,168	3,26,482	3,48,457	3,39,568
Not protected	217	502	473	978	740	70,718	1,80,832	1,80,841	3,38,703	2,79,157
TOTAL	1,113	2,071	2,277	2,497	2,213	2,42,782	4,99,995	4,67,273	6,87,160	6,18,745
Lead—										
Pig—	Cwts.	Cwts.	Cwts.	Cwts.	Cwts.					
United Kingdom (*including* Channel Islands)	439	200	..	4,302	4	4,504	2,001	..	36,362	40
Share of Bengal	*20*	..	..	..	..	*322*	..	..	..	..
" *Bombay*	..	..	..	*4,302*	*4*	..	..	..	*36,362*	*40*
" *Sind*	..	..	..	..	..	..	..	..	..	..
" *Burma*	*419*	*200*	..	..	..	*4,182*	*2,001*	..	..	..
TOTAL	439	200	..	4,302	4	4,504	2,001	..	36,362	40

No. 13—*continued*

ARTICLES, AND COUNTRIES OF CONSIGNMENT; ALSO SHARE OF EACH PROVINCE	Quantity					Value				
	1932-33	1933-34	1934-35	1935-36	1936-37	1932-33	1933-34	1934-35	1935-36	1936-37
						R	R	R	R	R
GOVERNMENT STORES—*continued*										
Metals and Ores—*continued*										
Lead—continued										
Wrought—										
Sheets, pipes and tubes—	Cwts.	Cwts.	Cwts.	Cwts.	Cwts.					
United Kingdom (*including* Channel Islands)	226	199	925	1,864	365	2,925	2,951	10,986	22,991	6,186
Share of Bombay	..	6	..	..	..	..	208	..	..	3
" *Sind*	226	188	898	1,850	249	2,925	2,320	10,700	22,764	3,750
" *Madras*	..	..	..	..	90	..	..	..	..	2,023
" *Burma*	..	35	27	14	26	..	423	286	227	410
TOTAL	226	199	925	1,864	365	2,925	2,951	10,986	22,991	6,186
Other sorts—	Cwts.	Cwts.	Cwts.	Cwts.	Cwts.					
United Kingdom (*including* Channel Islands)	6	4	5	4	1	210	135	228	122	48
Germany	..	..	..	..	..	..	..	..	..	8
Share of Bengal	..	..	5	..	..	..	11	..	..	..
" *Bombay*	6	4	..	4	..	210	124	228	122	8
" *Burma*	..	..	..	..	1	..	..	..	..	48
TOTAL	6	4	5	4	1	210	135	228	122	56
Total of Lead—	Cwts.	Cwts.	Cwts.	Cwts.	Cwts.					
United Kingdom (*including* Channel Islands)	671	403	930	6,170	370	7,689	5,087	11,214	59,475	6,274
Germany	..	..	..	..	..	..	..	..	..	8
Share of Bengal	20	..	5	..	..	322	11	228	..	..
" *Bombay*	6	10	..	4,306	4	210	327	..	36,484	51
" *Sind*	226	188	898	1,850	249	2,925	2,320	10,700	22,764	3,750
" *Madras*	..	..	..	..	90	..	..	..	..	2,023
" *Burma*	419	235	27	14	27	4,182	2,429	286	227	456
TOTAL	671	403	930	6,170	370	7,689	5,087	11,214	59,475	6,282
Tin—										
Unwrought (blocks, ingots, bars, and slabs)—	Cwts.	Cwts.	Cwts.	Cwts.	Cwts.					
United Kingdom (*including* Channel Islands)	..	..	..	..	100	..	..	..	..	13,051
Straits Settlements	1,710	1,910	4,154	5,638	4,464	1,58,272	2,84,227	6,83,501	8,25,878	6,77,885
Federated Malay States	..	..	..	10	100	..	..	..	1,409	13,814
Other British Possessions	..	2	..	..	..	..	374	..	..	..
TOTAL BRITISH EMPIRE	1,710	1,912	4,154	5,648	4,664	1,58,272	2,84,601	6,83,501	8,27,287	7,04,250
Japan	..	..	..	134	..	..	..	..	19,545	..
Share of Bengal	1,460	1,740	3,962	5,408	4,385	1,28,685	2,58,702	6,54,065	7,90,253	6,60,141
" *Bombay*	160	..	112	209	209	16,164	..	17,452	20,951	28,859
" *Sind*	..	2	..	..	..	..	374	..	..	..
" *Burma*	90	170	80	160	70	13,423	25,525	11,984	25,628	15,250
TOTAL	1,710	1,912	4,154	5,777	4,664	1,58,272	2,84,601	6,83,501	8,46,832	7,04,250
Wrought (*including* plates or sheets, *not being* tinned iron)—	Cwts.	Cwts.	Cwts.	Cwts.	Cwts.					
United Kingdom (*including* Channel Islands)	104	497	180	6	15	12,332	1,02,212	12,126	3,313	4,088
Germany	..	..	..	..	..	..	..	..	10	103
Share of Bengal	..	8	174	5	3	..	4,809	9,609	3,193	991
" *Bombay*	104	489	6	1	12	12,232	97,343	2,517	130	3,200
" *Sind*	..	..	..	..	..	..	60	..	..	..
TOTAL	104	497	180	6	15	12,332	1,02,212	12,126	3,323	4,191

No. 13—*continued*

ARTICLES, AND COUNTRIES OF CONSIGNMENT; ALSO SHARE OF EACH PROVINCE	QUANTITY					VALUE				
	1932-33	1933-34	1934-35	1935-36	1936-37	1932-33	1933-34	1934-35	1935-36	1936-37
GOVERNMENT STORES— *continued*						R	R	R	R	R
Metals and Ores— *continued*										
Total of Tin—	Cwts.	Cwts.	Cwts.	Cwts.	Cwts.					
United Kingdom (*including* Channel Islands)	104	499	180	8	115	12,232	1,02,586	12,126	3,818	17,189
Straits Settlements	1,710	1,910	4,154	5,633	4,464	1,58,272	2,84,227	6,83,501	8,25,878	6,77,886
Federated Malay States	..	..	..	10	100	..	..	..	1,409	13,814
TOTAL BRITISH EMPIRE	1,814	2,409	4,334	5,649	4,679	1,70,504	3,86,813	6,95,627	8,30,600	7,08,889
Germany	..	..	..	..	..	..	..	..	16	103
Japan	..	..	..	134	..	..	..	..	19,541	..
TOTAL FOREIGN COUNTRIES	..	..	..	134	..	..	..	..	19,552	103
Share of Bengal	*1,460*	*1,768*	*4,136*	*5,413*	*4,388*	*1,58,526*	*2,63,611*	*6,63,676*	*7,93,466*	*6,61,133*
" *Bombay*	*264*	*459*	*112*	*210*	*221*	*23,296*	*97,343*	*19,969*	*31,981*	*22,059*
" *Sind*	..	*2*	..	..	..	..	*434*	..	..	..
" *Burma*	*90*	*170*	*86*	*160*	*70*	*13,532*	*25,326*	*11,984*	*16,628*	*15,350*
TOTAL	1,814	2,409	4,334	5,783	4,679	1,70,504	3,86,813	6,95,627	8,50,155	7,08,441
Zinc or Spelter, wrought or manufactured—	Cwts.	Cwts.	Cwts.	Cwts.	Cwts.					
United Kingdom (*including* Channel Islands)	..	..	..	24	16	..	..	..	612	433
Commonwealth of Australia	..	..	..	..	1,141	..	..	..	..	17,282
Other British Possessions	1	69	40	..	..	65	1,111	615	..	..
TOTAL BRITISH EMPIRE	1	69	40	24	1,157	65	1,111	615	612	17,715
TOTAL FOREIGN COUNTRIES	52	33	119	230	132	729	672	2,097	3,866	1,879
Share of Bengal	..	..	..	*3*	*1,146*	..	*144*	..	*155*	*17,404*
" *Bombay*	*1*	..	..	..	..	*65*	*83*	*10*	*25*	*77*
" *Sind*	..	*33*	*64*	*230*	*53*	..	*656*	*1,398*	*3,849*	*946*
" *Burma*	*52*	*69*	*95*	*21*	*85*	*729*	*1,009*	*1,307*	*449*	*1,157*
TOTAL	53	102	159	254	1,289	794	1,788	2,712	4,478	19,594
Metals and Ores, unenumerated—	Cwts.	Cwts.	Cwts.	Cwts.	Cwts.					
United Kingdom (*including* Channel Islands)	318	764	1,453	2,227	1,503	24,262	1,07,496	1,72,706	4,11,180	1,98,835
Aden and Dependencies	1	..	..	2	..	61	..	952	1,078	9
Ceylon (*excluding* Maldives)	..	..	..	..	6,843	..	..	..	..	79,427
Commonwealth of Australia	..	..	..	..	880	..	..	..	..	13,263
TOTAL BRITISH EMPIRE	319	764	1,453	2,229	9,226	24,323	1,07,496	1,73,658	4,12,208	2,86,534
Germany	..	..	1	2	10	..	..	14,616	198	231
China (*exclusive of* Hongkong and Macao)	..	7,940	..	..	..	..	1,10,267	..	..	..
Portuguese East Africa	..	..	..	500	..	..	..	..	5,888	..
Other Foreign Countries	..	1	43	..	602	180	171	1,082	50	4,223
TOTAL FOREIGN COUNTRIES	..	7,941	44	502	612	180	1,10,438	15,698	6,136	4,504
Share of Bengal	*186*	*8,565*	*1,284*	*829*	*9,716*	*3,599*	*1,99,495*	*1,59,180*	*1,10,515*	*2,79,746*
" *Bombay*	*26*	*42*	*11*	*2,619*	*50*	*8,489*	*10,246*	*17,871*	*2,92,087*	*12,498*
" *Sind*	*10*	*29*	*118*	*109*	*40*	*17,834*	*3,950*	*8,602*	*7,258*	*4,020*
" *Madras*	*4*	*7*	*14*	*4*	*2*	*2,370*	*2,886*	*2,046*	*1,036*	*680*
" *Burma*	*93*	*61*	*70*	*170*	*30*	*2,248*	*1,487*	*1,657*	*7,449*	*1,087*
TOTAL	319	8,705	1,497	3,731	9,838	34,503	2,17,084	1,89,356	4,18,339	3,01,038

No. 13—*continued*

ARTICLES, AND COUNTRIES OF CONSIGNMENT; ALSO SHARE OF EACH PROVINCE	Quantity					Value				
	1932-33	1933-34	1934-35	1935-36	1936-37	1932-33	1933-34	1934-35	1935-36	1936-37
GOVERNMENT STORES—*continued*						R	R	R	R	R
Metals and Ores—*concluded*										
Total of Metals and Ores—	Tons	Tons	Tons	Tons	Tons					
United Kingdom (*including* Channel Islands)	1,505	2,634	3,599	4,635	4,423	8,59,760	8,35,343	9,25,805	14,19,218	15,66,287
Ceylon (*excluding* Maldives)	..	..	..	..	342	..	..	..	148	79,493
Straits Settlements	85	97	206	282	223	1,58,272	2,86,126	6,83,501	8,25,878	6,77,385
Federated Malay States	..	..	..	..	5	..	..	..	1,409	13,814
Canada— *Via* Atlantic Coast	..	146	324	422	..	..	72,652	70,225	1,87,411	58
Commonwealth of Australia	..	..	..	..	101	..	..	..	..	80,545
Other British Possessions	..	..	8	..	1	426	5	2,914	2,088	564
TOTAL BRITISH EMPIRE	1,590	2,877	4,089	5,339	5,095	5,18,458	11,94,126	16,82,945	24,36,147	23,68,146
Germany	134	571	324	107	252	21,153	1,01,214	86,431	56,079	1,30,638
Belgium	136	19	74	119	331	28,563	18,935	30,626	53,275	57,425
France	..	..	..	1	8	..	..	..	1,357	6,457
Japan	..	..	..	7	..	..	..	..	19,545	..
China (*exclusive of* Hongkong and Macão)	..	397	..	..	..	..	1,10,287	..	..	..
Portuguese East Africa	..	..	..	441	..	..	..	..	2,17,638	..
United States of America— *Via* Atlantic Coast	302	..	221	389	40	1,88,187	209	1,13,170	1,19,668	21,311
,, Pacific ,,	..	..	..	..	40	..	..	..	..	19,367
Other Foreign Countries	..	..	4	..	39	..	37	2,781	38	5,782
TOTAL FOREIGN COUNTRIES	573	987	623	1,064	740	2,27,883	2,30,662	2,33,018	4,67,520	2,40,980
Share of Bengal	*615*	*895*	*1,019*	*1,253*	*2,079*	*3,53,305*	*6,09,669*	*11,07,350*	*12,56,701*	*15,34,355*
,, *Bombay*	*36*	*44*	*114*	*1,077*	*300*	*51,394*	*1,14,684*	*88,021*	*6,71,662*	*3,69,827*
,, *Sind*	*672*	*964*	*1,095*	*2,628*	*2,404*	*1,56,923*	*2,28,474*	*2,33,234*	*5,52,399*	*5,72,086*
,, *Madras*	*184*	*184*	*47*	*243*	*132*	*42,727*	*66,646*	*16,570*	*1,21,769*	*35,687*
,, *Burma*	*667*	*1,347*	*2,357*	*1,902*	*930*	*1,42,962*	*4,05,315*	*6,22,288*	*3,91,816*	*2,46,671*
TOTAL	2,168	3,364	4,652	6,403	5,835	7,46,311	14,24,788	19,15,963	29,03,787	26,09,126
Paper and Pasteboard—										
Paper—										
Printing paper—	Cwts.	Cwts.	Cwts.	Cwts.	Cwts					
United Kingdom (*including* Channel Islands)	3,147	4,668	4,926	6,046	5,084	2,72,986	4,07,069	6,54,160	9,18,094	6,92,254
TOTAL FOREIGN COUNTRIES	135	617	..	40	77	1,488	5,801	..	431	688
Share of Bengal	*658*	*932*	*939*	*341*	*753*	*43,951*	*41,680*	*66,537*	*14,725*	*43,215*
,, *Bombay*	*1,695*	*2,768*	*3,654*	*5,565*	*4,096*	*1,80,976*	*3,47,320*	*5,91,336*	*8,98,604*	*6,40,600*
,, *Sind*	*566*	*36*	*64*	*47*	*36*	*35,618*	*1,988*	*2,713*	*2,640*	*2,554*
,, *Madras*	*150*	*1,416*	*93*	*41*	*72*	*7,853*	*20,036*	*1,999*	*1,894*	*3,862*
,, *Burma*	*214*	*23*	*171*	*102*	*204*	*3,076*	*1,386*	*2,577*	*1,462*	*2,711*
Protected	3,181	4,620	4,852	6,089	5,030	2,73,288	4,06,139	6,53,233	9,18,741	6,89,830
Not Protected	101	665	74	47	131	1,186	6,231	927	584	3,112
TOTAL	3,282	5,285	4,926	6,086	5,161	2,74,474	4,12,370	6,54,160	9,19,325	6,92,942
Writing paper and envelopes—	Cwts.	Cwts.	Cwts.	Cwts.	Cwts.					
United Kingdom (*including* Channel Islands)	1,760	1,891	1,838	787	597	1,30,413	95,593	60,088	64,187	46,580
Sweden	..	..	..	1,783	..	..	..	..	26,281	..
Norway	..	..	995	198	..	..	..	16,967	2,877	..
Germany	716	450	826	2,773	4,140	16,169	7,269	74,090	41,915	58,622
TOTAL FOREIGN COUNTRIES	716	450	1,821	4,754	4,140	16,169	7,269	91,057	70,973	58,622

(GOVERNMENT STORES)

No. 13—*continued*

ARTICLES, AND COUNTRIES OF CONSIGNMENT; ALSO SHARE OF EACH PROVINCE	QUANTITY					VALUE				
	1932-33	1933-34	1934-35	1935-36	1936-37	1932-33	1933-34	1934-35	1935-36	1936-37
GOVERNMENT STORES—*continued*						R	R	R	R	R
Paper and Pasteboard—*continued*										
Writing paper and envelopes—*continued*	Cwts.	Cwts.	Cwts.	Cwts.	Cwts.					
Share of Bengal	*1,347*	*1,259*	*1,361*	*150*	*69*	*1,00,198*	*72,041*	*27,653*	*14,546*	*9,119*
" *Bombay*	*241*	*368*	*1,961*	*5,138*	*4,540*	*17,721*	*22,114*	*1,03,787*	*1,00,860*	*84,144*
" *Sind*	*226*		*35*	*5*	*29*	*9,589*	..	*4,945*	*641*	*3,867*
" *Madras*	*555*	*105*	*273*	*60*	*29*	*14,704*	*6,921*	*13,254*	*4,285*	*2,353*
" *Burma*	*77*	*29*	*25*	*203*	*79*	*4,379*	*2,686*	*1,791*	*14,780*	*5,757*
Protected	2,368	1,758	3,649	5,585	4,738	1,40,670	98,286	1,50,624	1,34,089	1,04,493
Not Protected	108	83	5	6	4	5,912	4,576	516	1,071	659
TOTAL	2,476	1,841	3,654	5,541	4,737	1,46,582	1,02,862	1,51,140	1,35,110	1,05,152
Other kinds of paper—	Cwts.	Cwts.	Cwts.	Cwts.	Cwts.					
United Kingdom (*including* Channel Islands)	1,691	1,259	2,047	1,726	1,508	1,25,426	76,996	94,163	87,341	76,978
Union of South Africa	..	..	..	..	..	..	1	..	..	..
TOTAL BRITISH EMPIRE	1,691	1,259	2,047	1,726	1,508	1,25,426	76,997	94,163	87,341	76,978
Sweden	1,736	185	..	..	..	18,382	1,965	..	..	..
Germany	419	1,080	779	376	407	7,205	21,741	8,428	7,678	17,682
Other Foreign Countries	125	2	226	1	3	2,147	125	4,850	64	313
TOTAL FOREIGN COUNTRIES	2,280	1,267	1,005	377	410	27,734	23,831	13,288	7,742	17,995
Share of Bengal	*365*	*1,281*	*1,128*	*943*	*945*	*35,228*	*32,495*	*28,851*	*24,102*	*67,476*
" *Bombay*	*3,265*	*998*	*1,299*	*698*	*175*	*25,117*	*42,998*	*41,726*	*26,050*	*12,610*
" *Sind*	*148*	*108*	*336*	*375*	*267*	*15,120*	*7,585*	*22,741*	*16,720*	*22,476*
" *Madras*	*99*	*69*	*210*	*57*	*494*	*2,356*	*2,118*	*3,298*	*3,737*	*2,655*
" *Burma*	*91*	*61*	*79*	*25*	*37*	*3,331*	*4,312*	*5,975*	*2,474*	*2,762*
TOTAL	3,971	2,526	3,052	2,108	1,918	1,53,160	1,00,828	1,07,451	95,083	94,978
Pasteboard, millboard and cardboard of all kinds—	Cwts.	Cwts.	Cwts.	Cwts.	Cwts.					
United Kingdom (*including* Channel Islands)	13,918	13,468	12,301	13,957	16,946	1,93,141	1,80,399	1,59,813	1,79,703	2,31,601
Germany	1,284	293	359	93	1,598	10,512	10,369	11,107	1,874	15,944
Netherlands	1,000	1,916	427	870	..	5,220	9,682	2,242	3,698	..
Other Foreign Countries	..	9	37	1	21	..	2,960	1,307	64	2,270
TOTAL FOREIGN COUNTRIES	2,284	2,218	823	969	1,619	15,732	23,011	14,656	5,626	18,214
Share of Bengal	*6*	*76*	*6*	*1*	*94*	*305*	*2,980*	*468*	*46*	*3,407*
" *Bombay*	*15,178*	*13,407*	*12,419*	*13,991*	*16,803*	*2,01,856*	*1,74,311*	*1,01,360*	*1,79,650*	*2,26,948*
" *Sind*	*11*	*175*	*269*	*63*	*191*	*716*	*13,070*	*10,117*	*1,993*	*12,322*
" *Madras*	*3*	*1,320*	*2*	*870*	*1,474*	*421*	*11,613*	*42*	*3,693*	*6,823*
" *Burma*	*1,004*	*203*	*428*	*1*	..	*5,675*	*1,496*	*2,482*	*163*	..
TOTAL	16,202	15,686	13,124	14,926	18,567	2,08,873	2,03,410	1,74,469	1,85,339	2,50,015
Total of Paper and Pasteboard—										
United Kingdom (*including* Channel Islands)	—	—	—	—	—	7,21,966	7,60,057	9,68,219	12,50,075	10,47,568
Union of South Africa	—	—	—	—	—	..	1	..	..	..
TOTAL BRITISH EMPIRE	—	—	—	—	—	7,21,966	7,60,058	9,68,219	12,50,075	10,47,568
Sweden	—	—	—	—	—	18,382	1,965	..	26,281	..
Norway	—	—	—	—	—	1,226	..	17,680	2,677	..
Germany	—	—	—	—	—	35,874	39,379	93,625	51,798	92,980
Netherlands	—	—	—	—	—	5,220	9,682	2,242	3,698	..
Other Foreign Countries	—	—	—	—	—	911	3,386	5,454	128	2,583
TOTAL FOREIGN COUNTRIES	—	—	—	—	—	61,123	59,412	1,19,001	84,782	95,519

No. 13—*continued*

ARTICLES, AND COUNTRIES OF CONSIGNMENT; ALSO SHARE OF EACH PROVINCE	QUANTITY					VALUE				
	1932-33	1933-34	1934-35	1935-36	1936-37	1932-33	1933-34	1934-35	1935-36	1936-37
						R	R	R	R	R
GOVERNMENT STORES— *continued*										
Paper and Pasteboard— *concluded*										
Total of Paper and Pasteboard—continued										
Share of Bengal	—	—	—	—	—	*1,79,682*	*1,49,036*	*1,11,989*	*63,417*	*1,03,229*
" *Bombay*	—	—	—	—	—	*4,35,670*	*5,99,753*	*8,98,267*	*12,14,954*	*9,64,314*
" *Sind*	—	—	—	—	—	*64,043*	*22,945*	*40,516*	*23,994*	*41,721*
" *Madras*	—	—	—	—	—	*32,333*	*44,836*	*23,693*	*13,614*	*22,598*
" *Burma*	—	—	—	—	—	*21,361*	*9,900*	*12,755*	*18,878*	*11,220*
Protected	—	—	—	—	—	4,13,958	5,04,425	8,03,857	10,52,780	7,94,323
Not Protected	—	—	—	—	—	3,69,131	3,15,045	2,83,363	2,82,077	3,48,759
TOTAL	—	—	—	—	—	7,83,089	8,19,470	10,87,220	13,34,857	11,43,082
Printing and Lithographing materials (*excluding paper*)—										
United Kingdom (*including* Channel Islands)	—	—	—	—	—	1,15,168	77,090	82,410	75,785	1,13,363
Germany	—	—	—	—	—	..	..	..	8,474	2,771
United States of America—										
Vid Atlantic Coast	—	—	—	—	—	16,711	3,692	3,378	178	15,217
Other Foreign Countries	—	—	—	—	—	..	215	744	..	2,004
TOTAL FOREIGN COUNTRIES	—	—	—	—	—	16,711	3,907	4,122	8,652	19,992
Share of Bengal	—	—	—	—	—	*59,769*	*42,502*	*25,828*	*10,510*	*76,717*
" *Bombay*	—	—	—	—	—	*36,167*	*9,088*	*35,037*	*35,911*	*16,370*
" *Sind*	—	—	—	—	—	*9,672*	*11,643*	*10,754*	*23,177*	*18,668*
" *Madras*	—	—	—	—	—	*6,925*	*4,740*	*14,957*	*13,439*	*11,233*
" *Burma*	—	—	—	—	—	*19,346*	*13,024*	*806*	*1,400*	*10,317*
TOTAL	—	—	—	—	—	1,31,879	80,997	86,532	84,437	1,33,355
Stationery (*excluding paper*)—										
United Kingdom (*including* Channel Islands)	—	—	—	—	—	1,33,633	94,164	1,36,027	1,22,616	1,13,043
Other British Possessions	—	—	—	—	—	12	..	..	..	17
TOTAL BRITISH EMPIRE	—	—	—	—	—	1,33,645	94,164	1,36,027	1,22,616	1,13,060
Germany	—	—	—	—	—	6,907	1,783	1,227	463	3,010
Other Foreign Countries	—	—	—	—	—	3,609	485	838	3,867	72
TOTAL FOREIGN COUNTRIES	—	—	—	—	—	10,516	2,268	2,065	4,330	3,082
Share of Bengal	—	—	—	—	—	*71,554*	*29,328*	*64,292*	*69,612*	*49,944*
" *Bombay*	—	—	—	—	—	*28,323*	*25,215*	*13,650*	*17,067*	*21,413*
" *Sind*	—	—	—	—	—	*5,868*	*2,804*	*3,003*	*3,743*	*1,832*
" *Madras*	—	—	—	—	—	*21,528*	*18,047*	*20,373*	*21,936*	*18,630*
" *Burma*	—	—	—	—	—	*16,888*	*21,138*	*36,774*	*14,538*	*24,318*
Protected	—	—	—	—	—	12,380	26,141	14,162	15,655	33,752
Not Protected	—	—	—	—	—	1,31,781	70,291	1,23,930	1,11,291	82,390
TOTAL	—	—	—	—	—	1,44,161	96,432	1,38,092	1,26,946	1,16,142
Telegraphs, materials for construction of—										
United Kingdom (*including* Channel Islands)	—	—	—	—	—	143	6,510	504	23,928	2,118
Aden and Dependencies	—	—	—	—	—	..	..	..	440	883
TOTAL BRITISH EMPIRE	—	—	—	—	—	143	6,510	504	24,368	3,001

No. 13—*continued*

ARTICLES, AND COUNTRIES OF CONSIGNMENT; ALSO SHARE OF EACH PROVINCE	QUANTITY					VALUE				
	1932-33	1933-34	1934-35	1935-36	1936-37	1932-33	1933-34	1934-35	1935-36	1936-37
						R	R	R	R	R
GOVERNMENT STORES—*continued*										
Telegraphs, materials for construction of—*continued*										
Share of Bengal	—	—	—	—	—	..	..	*166*	*541*	..
" *Bombay*	—	—	—	—	—	*143*	*6,510*	*91*	..	*533*
" *Madras*	—	—	—	—	—	..	..	*247*	..	*2,118*
" *Burma*	—	—	—	—	—	..	..	..	*23,827*	..
TOTAL	—	—	—	—	—	143	6,510	504	24,368	3,001
Textiles—										
Cotton—										
Manufactures—										
Hosiery—										
United Kingdom (*including* Channel Islands)	—	—	—	—	—	..	..	164	..	47
Share of Bombay	—	—	—	—	—	..	..	*164*	..	..
" *Sind*	—	—	—	—	—	..	..	..	..	*4*
" *Burma*	—	—	—	—	—	..	..	..	..	*43*
TOTAL	—	—	—	—	—	..	..	164	..	47
Piece-goods—										
Grey (unbleached)—	Yards	Yards	Yards	Yards	Yards					
United Kingdom (*including* Channel Islands)	1,012	150	95,142	167	12,178	461	141	31,873	43	4,484
Share of Bengal	..	*150*	*93,056*	..	..	..	*141*	*30,233*	..	..
" *Bombay*	*1,012*	..	*2,036*	*167*	*12,063*	*461*	..	*1,640*	*43*	*4,377*
" *Sind*	..	..	..	..	*115*	..	..	..	..	*107*
TOTAL	1,012	150	95,142	167	12,178	461	141	31,873	43	4,484
White (bleached)—	Yards	Yards	Yards	Yards	Yards					
United Kingdom (*including* Channel Islands)	63,534	159,682	73,720	91,385	131,261	6,353	38,512	25,358	28,599	23,785
Share of Bengal	*53,573*	*61,644*	*38,306*	*13,069*	*96,880*	*4,228*	*5,037*	*3,457*	*1,424*	*7,935*
" *Bombay*	*149*	*91,742*	*2,385*	*70,218*	*312*	*306*	*30,696*	*1,368*	*23,671*	*510*
" *Sind*	..	..	*15,130*	..	*699*	..	..	*11,407*	..	*575*
" *Madras*	*9,802*	..	*491*	..	*108*	*1,738*	..	*73*	..	*106*
" *Burma*	*10*	*6,296*	*20,408*	*8,098*	*33,262*	*31*	*2,779*	*9,053*	*3,504*	*14,653*
TOTAL	63,534	159,682	73,720	91,385	131,261	6,353	38,512	25,358	28,599	23,785
Coloured, printed, or dyed—	Yards	Yards	Yards	Yards	Yards					
United Kingdom (*including* Channel Islands)	349,642	194,118	256,568	51,375	78,788	1,13,873	29,694	88,819	19,773	23,438
Other British Possessions	200	..	..	475	..	402	..	..	829	..
TOTAL BRITISH EMPIRE	349,842	94,118	256,568	51,850	78,788	1,14,276	29,694	88,819	20,602	23,438
China (*exclusive* of Hongkong and Macao)	..	..	..	33	..	..	..	..	25	..

No. 13—*continued*

ARTICLES, AND COUNTRIES OF CONSIGNMENT: ALSO SHARE OF EACH PROVINCE	QUANTITY					VALUE				
	1932-33	1933-34	1934-35	1935-36	1936-37	1932-33	1933-34	1934-35	1935-36	1936-37
GOVERNMENT STORES—*continued*						R	R	R	R	R
Textiles—*continued*										
Cotton—*continued*										
Manufactures—continued										
Piece-goods—*continued*										
Coloured, printed or dyed—*continued*	Yards	Yards	Yards	Yards	Yards					
Share of Bengal	*309,618*	*31,079*	*283,644*	*7,696*	*30,524*	*1,04,143*	*14,406*	*76,516*	*7,031*	*14,174*
" *Bombay*	*4,130*	*692*	*417*	*3,366*	*3,398*	*2,139*	*336*	*662*	*3,633*	*1,235*
" *Sind*	*366*	*20*	*75*	*258*	*1,371*	*324*	*48*	*150*	*91*	*862*
" *Madras*	*30,998*	*55,122*	*30,762*	*38,187*	*43,595*	*6,081*	*10,082*	*4,955*	*6,129*	*7,117*
" *Burma*	*6,940*	*7,344*	*1,680*	*376*	..	*2,499*	*4,329*	*1,536*	*3,093*	..
TOTAL	349,842	94,118	256,568	51,883	78,788	1,14,276	29,694	83,819	20,627	23,428
Other sorts of manufactures (*including* handkerchiefs and shawls in the piece)—United Kingdom (*including* Channel Islands)	—	—	—	—	—	1,60,152	1,64,668	1,11,609	4,88,699	2,22,995
Other British Possessions	—	—	—	—	—	435	147	100	..	..
TOTAL BRITISH EMPIRE	—	—	—	—	—	1,60,587	1,64,810	1,11,709	4,88,699	2,22,995
China (*exclusive* of Hong-kong and Macão)	—	—	—	—	—	15,477	..	588	..	23
Other Foreign Countries	—	—	—	—	—	..	..	162	155	17
TOTAL FOREIGN COUNTRIES	—	—	—	—	—	15,477	..	750	155	40
Share of Bengal	—	—	—	—	—	*60,001*	*16,379*	*71,342*	*30,105*	*1,60,165*
" *Bombay*	—	—	—	—	—	*1,60,188*	*1,30,091*	*15,941*	*3,86,500*	*38,475*
" *Sind*	—	—	—	—	—	*6,474*	*5,966*	*10,851*	*2,029*	*15,409*
" *Madras*	—	—	—	—	—	*1,322*	*640*	*8,362*	*1,919*	*1,111*
" *Burma*	—	—	—	—	—	*8,149*	*11,324*	*5,963*	*11,312*	*7,877*
TOTAL	—	—	—	—	—	1,76,064	1,64,810	1,12,459	4,38,854	2,23,035
Total of Cotton goods (including Twist and Yarn)	—	—	—	—	—	2,97,154	2,33,157	2,53,678	4,88,123	2,74,789
FLAX—										
Manufactures—										
Canvas—	Yards	Yards	Yards	Yards	Yards					
United Kingdom (*including* Channel Islands)	35,484	18,841	15,314	76,011	148,758	25,051	10,764	5,842	92,909	1,70,259
Share of Bengal	*13,963*	*9,147*	*15,098*	*65,196*	*130,106*	*7,992*	*3,267*	*5,535*	*81,047*	*1,49,264*
" *Bombay*	*5,427*	..	..	*543*	*4,916*	*5,466*	..	..	*1,066*	*5,872*
" *Sind*	*1,916*	..	..	*100*	*7,661*	*1,114*	..	..	*135*	*9,141*
" *Madras*	*100*	*300*	..	..	*470*	*91*	*271*	..	..	*390*
" *Burma*	*11,959*	*8,894*	*219*	*16,172*	*5,605*	*10,388*	*7,226*	*307*	*10,661*	*5,592*
TOTAL	35,484	18,841	15,314	76,011	148,758	25,051	10,764	5,842	92,909	1,70,259
Piece-goods—	Yards	Yards	Yards	Yards	Yards					
United Kingdom (*including* Channel Islands)	49,184	30,296	60,965	65,560	65,889	22,871	15,068	28,924	33,917	35,223
Share of Bengal	*40*	*29,012*	*58,150*	*65,540*	*65,673*	*78*	*11,866*	*21,975*	*33,886*	*34,715*
" *Bombay*	*49,144*	*1,284*	*223*	*20*	*116*	*22,793*	*3,197*	*726*	*31*	*423*
" *Sind*	..	..	..	..	*100*	..	..	..	..	*80*
" *Burma*	..	..	*7,607*	..	..	..	..	*7,123*	..	..
TOTAL	49,184	30,296	60,965	65,560	65,889	22,871	15,068	28,924	33,917	35,223
Other sorts (*including* bags and sacks)—										
United Kingdom (*including* Channel Islands)	—	—	—	—	—	56,338	31,770	27,246	27,916	39,887
Commonwealth of Australia	—	—	—	—	—	..	..	12	..	..
TOTAL BRITISH EMPIRE	—	—	—	—	—	56,338	31,770	27,258	27,916	39,887
TOTAL FOREIGN COUNTRIES	—	—	—	—	—	..	1,685	..	..	..

No. 13—*continued*

ARTICLES, AND COUNTRIES OF CONSIGNMENT; ALSO SHARE OF EACH PROVINCE	QUANTITY					VALUE				
	1932-33	1933-34	1934-35	1935-36	1936-37	1932-33	1933-34	1934-35	1935-36	1936-37
						R	R	R	R	R
GOVERNMENT STORES—*continued*										
Textiles—*continued*										
Flax—*continued*										
Manufactures—continued										
Other sorts (*including* bags and sacks)—*continued*										
Share of Bengal	—	—	—	—	—	*1,299*	*2,337*	*7,585*	*4,191*	*60,810*
„ Bombay	—	—	—	—	—	*37,689*	*5,683*	*5,870*	*18,239*	*23,701*
„ Sind	—	—	—	—	—	*15,696*	*26,339*	*14,103*	*9,906*	*3,966*
„ Madras	—	—	—	—	—	*1,431*	*686*	*986*	*700*	*1,146*
„ Burma	—	—	—	—	—	*27*	*401*	*1,715*	*2,580*	*186*
TOTAL	—	—	—	—	—	56,333	33,495	27,258	27,916	89,887
Total of Flax (including *Twist and Yarn*)	—	—	—	—	—	1,04,255	59,232	62,024	1,54,742	2,95,360
Wool—										
Manufactures—										
Hosiery—	Lbs.	Lbs.	Lbs.	Lbs.	Lbs.					
United Kingdom (*including* Channel Islands)	25	401	650	1,172	616	172	911	1,642	3,656	1,513
Share of Bombay	*25*	*401*	*650*	*669*	*566*	*172*	*911*	*1,642*	*1,544*	*1,353*
„ Sind	..	..	..	*503*	*50*	..	..	..	*2,112*	*160*
TOTAL	25	401	650	1,172	616	172	911	1,642	3,656	1,513
Piecegoods—	Yards	Yards	Yards	Yards	Yards					
United Kingdom (*including* Channel Islands)	593,250	304,537	422,482	191,015	200,050	7,11,554	3,85,273	6,19,770	2,31,771	3,06,251
Ceylon (*excluding* Maldives)	..	..	396	..	..	..	..	313	..	..
TOTAL BRITISH EMPIRE	593,250	304,537	422,879	191,015	200,050	7,11,554	3,85,273	6,20,083	2,31,771	306,251
Share of Bengal	*429,093*	*38,246*	*21,213*	*20,699*	*172,735*	*5,31,337*	*29,997*	*10,966*	*69,311*	*2,61,956*
„ Bombay	*161,913*	*196,655*	*348,478*	*66,311*	*16,737*	*1,73,433*	*2,31,661*	*3,97,339*	*64,770*	*18,691*
„ Sind	*246*	*69,295*	*149,934*	*113,283*	*5,011*	*4,577*	*1,16,709*	*2,01,646*	*1,18,541*	*13,169*
„ Madras	*1,282*	*759*	..	..	*1,527*	*1,502*	*645*	..	..	*1,619*
„ Burma	*611*	*9,554*	*3,257*	*232*	*4,040*	*1,715*	*26,260*	*10,842*	*749*	*10,916*
TOTAL	593,250	304,537	422,879	191,015	200,050	7,11,554	3,85,273	6,20,083	2,31,771	3,06,251
Other sorts—	Lbs.	Lbs.	Lbs.	Lbs.	Lbs.					
United Kingdom (*including* Channel Islands)	8,652	21,147	22,558	24,286	10,466	22,807	37,635	32,494	34,598	21,079
Other British Possessions	10	..	570	..	75	12	..	373	..	80
TOTAL BRITISH EMPIRE	8,662	21,147	23,128	24,286	10,541	22,819	37,635	32,867	34,598	21,159
TOTAL FOREIGN COUNTRIES	1,043	..	..	..	..	612	..	..	..	..
Share of Bengal	*4,118*	*3,646*	*2,178*	*1,353*	*3,064*	*8,661*	*9,619*	*2,327*	*3,491*	*5,748*
„ Bombay	*3,884*	*11,587*	*3,961*	*4,578*	*565*	*10,718*	*13,760*	*6,335*	*3,641*	*562*
„ Sind	*43*	*4,790*	*16,145*	*2,344*	*5,396*	*137*	*12,046*	*19,978*	*2,437*	*12,569*
„ Madras	..	*40*	..	..	*160*	..	*185*	..	*1,881*	*656*
„ Burma	*1,660*	*1,084*	*2,544*	*15,981*	*1,356*	*3,915*	*2,034*	*4,227*	*23,138*	*1,624*
TOTAL	9,705	21,147	23,128	24,286	10,541	23,431	37,635	32,867	34,598	21,159
Total of Wool	—	—	—	—	—	*7,36,167*	*4,23,819*	*6,54,892*	*2,70,025*	*3,28,923*
Vehicles, *excluding* locomotives, etc., for railways—										
Carriages and Carts (excluding *railway carriages*), and *parts thereof*—										
United Kingdom (*including* Channel Islands)	—	—	—	—	—	81,531	1,85,842	5,193	38,915	678

No. 13—*continued*

ARTICLES, AND COUNTRIES OF CONSIGNMENT; ALSO SHARE OF EACH PROVINCE	Quantity					Value				
	1932-33	1933-34	1934-35	1935-36	1936-37	1932-33	1933-34	1934-35	1935-36	1936-37
						R	R	R	R	R
GOVERNMENT STORES—*continued*										
Vehicles, *excluding* locomotives, etc., for railways—*continued*										
Carriages and Carts (excluding railway carriages), *and parts thereof*)—continued										
Share of Bengal	—	—	—	—	—	*3,983*	*3,275*	*3,742*	*14,169*	*678*
„ *Bombay*	—	—	—	—	—	*6,578*	..	*757*	..	..
„ *Sind*	—	—	—	—	—	*61,191*	*1,32,154*	*182*	*24,746*	..
„ *Madras*	—	—	—	—	—	..	*42*	..	..	..
„ *Burma*	—	—	—	—	—	*9,329*	*368*	*517*	..	..
Protected	—	—	—	—	—	288	42	175	..	366
Not protected	—	—	—	—	—	81,243	1,35,800	5,023	38,915	312
TOTAL	—	—	—	—	—	81,531	1,35,842	5,198	38,915	678
Carriages and parts for Railways—										
United Kingdom (*including* Channel Islands)	—	—	—	—	—	2,39,492	1,33,596	2,32,273	5,67,601	2,64,106
Other British Possessions	—	—	—	—	—	4,020	2,858	..	..	..
TOTAL BRITISH EMPIRE	—	—	—	—	—	2,43,512	1,36,454	2,32,273	5,67,601	2,64,106
Sweden	—	—	—	—	—	..	..	..	..	28,596
Germany	—	—	—	—	—	37,150	65,298	51,983	1,48,250	1,45,118
Belgium	—	—	—	—	—	..	55,410	1,66,379	1,21,986	2,85,581
Italy (*including* Fiume)	—	—	—	—	—	26,864	11,997	22,604	34,998	..
United States of America—										
Vid Atlantic Coast	—	—	—	—	—	..	..	..	7,476	1,095
Other Foreign Countries	—	—	—	—	—	206	..	537	466	2,559
TOTAL FOREIGN COUNTRIES	—	—	—	—	—	64,220	1,32,705	2,41,503	3,13,171	4,62,899
Share of Bengal	—	—	—	—	—	*38,207*	*10,572*	*1,44,048*	*1,11,079*	..
„ *Bombay*	—	—	—	—	—	*8,333*	*42,621*	*66,072*	*8,259*	..
„ *Sind*	—	—	—	—	—	*2,24,605*	*1,02,100*	*2,43,826*	*6,36,373*	*6,53,510*
„ *Burma*	—	—	—	—	—	*36,587*	*1,12,868*	*20,831*	*77,861*	*73,495*
TOTAL	—	—	—	—	—	3,07,732	2,69,159	4,73,776	8,80,772	7,27,005
Wagons and parts for Railways—										
United Kingdom (*including* Channel Islands)	—	—	—	—	—	7,059	12,863	29,744	1,14,047	60,724
Sweden	—	—	—	—	—	..	..	..	..	27,186
Germany	—	—	—	—	—	5,897	15,181	47,109	11,480	1,10,893
Belgium	—	—	—	—	—	3,206	26,622	61,632	29,240	1,29,000
Italy (*including* Fiume)	—	—	—	—	—	..	..	5,383	..	47,679
Hungary	—	—	—	—	—	..	..	..	..	1,58,147
TOTAL FOREIGN COUNTRIES	—	—	—	—	—	9,103	41,803	1,14,124	40,720	4,67,905
Share of Bengal	—	—	—	—	—	*13,031*	*6,584*	*1,199*	*66,560*	*2,57,267*
„ *Bombay*	—	—	—	—	—	*1,540*	..	..	*7,327*	..
„ *Sind*	—	—	—	—	—	*1,591*	*45,330*	*1,26,870*	*76,561*	*2,44,136*
„ *Burma*	—	—	—	—	—	..	*3,753*	*15,799*	*4,319*	*27,226*
TOTAL	—	—	—	—	—	16,162	54,666	1,43,868	1,54,767	5,28,629
Ships, parts of (including *Launches and Boats*)—										
United Kingdom (*including* Channel Islands)	—	—	—	—	—	48,654	11,521	34,946	73	189
Aden and Dependencies	—	—	—	—	—	..	200	..	..	..
TOTAL BRITISH EMPIRE	—	—	—	—	—	48,654	11,721	34,946	73	189
Egypt	—	—	—	—	—	..	..	..	..	65
Share of Bengal	—	—	—	—	—	..	..	*7,456*	..	..
„ *Bombay*	—	—	—	—	—	..	*200*	..	*73*	*254*
„ *Sind*	—	—	—	—	—	..	*9,504*	*27,490*	..	..
„ *Madras*	—	—	—	—	—	*48,654*	*1,379*	..	..	..
„ *Burma*	—	—	—	—	—	..	*638*	..	..	..
TOTAL	—	—	—	—	—	48,654	11,721	34,946	73	254

(GOVERNMENT STORES)

No. 13—*continued*

ARTICLES, AND COUNTRIES OF CONSIGNMENT; ALSO SHARE OF EACH PROVINCE	QUANTITY					VALUE				
	1932-33	# 1933-34	1934-35	1935-36	1936-37	1932-33	1933-34	1934-35	1935-36	1936-37
						R	R	R	R	R
GOVERNMENT STORES—*continued*										
Vehicles, *excluding* locomotives, etc., for railways—*concluded*										
Other kinds—										
United Kingdom (*including* Channel Islands)	—	—	—	—	—	63,26,993	29,32,817	29,04,219	19,80,508	36,89,465
Ceylon (*excluding* Maldives)	—	—	—	—	—	..	35,301	..	..	..
Straits Settlements	—	—	—	—	—	..	..	2,987	6,088	2,550
Federated Malay States	—	—	—	—	—	..	..	..	40,300	..
TOTAL BRITISH EMPIRE	—	—	—	—	—	63,26,993	29,68,118	29,07,206	20,26,796	36,92,015
Iraq	—	—	—	—	—	..	14,732	51,234	..	861
Egypt	—	—	—	—	—	..	10,406	10,334	..	1
Other Foreign Countries	—	—	—	—	—	153	..	986	819	190
TOTAL FOREIGN COUNTRIES	—	—	—	—	—	153	25,138	62,554	819	1,052
Share of Bengal	—	—	—	—	—	*15,124*	*11,196*	*64,813*	*5,147*	*38,434*
" *Bombay*	—	—	—	—	—	*4,86,991*	*1,46,260*	*1,17,189*	*1,81,943*	*2,84,415*
" *Sind*	—	—	—	—	—	*58,53,936*	*28,31,991*	*27,55,256*	*18,43,122*	*33,69,979*
" *Madras*	—	—	—	—	—	*1,996*	..	*30,843*	*892*	*4,566*
" *Burma*	—	—	—	—	—	..	..	*1,469*	*43,510*	*15,683*
TOTAL	—	—	—	—	—	63,27,146	29,92,256	29,69,760	26,27,615	36, 93,076
Total of Vehicles, excluding locomotives, etc., for railways	—	—	—	—	—	67,81,225	34,64,644	36,27,548	31,02,142	49,49,642
All other articles—										
Unmanufactured—										
United Kingdom (*including* Channel Islands)	—	—	—	—	—	2,16,897	52,758	51,798	10,900	17,019
Ceylon (*excluding* Maldives)	—	—	—	—	—	98	8,881	789	16,770	2,670
Straits Settlements	—	—	—	—	—	800	45	10	..	..
Commonwealth of Australia	—	—	—	—	—	..	8,99,416	11,28,148	9,39,230	24,69,502
Other British Possessions	—	—	—	—	—	186	15	..	63	216
TOTAL BRITISH EMPIRE	—	—	—	—	—	2,17,981	9,61,115	11,80,745	9,67,013	24,89,407
Iran	—	—	—	—	—	20,81,850	13,11,967	14,71,857	9,09,134	9,44,820
United States of America—*Vid* Atlantic Coast	—	—	—	—	—	5,39,714	11,129	4,14,789	3,02,911	2,15,698
Argentine Republic (*including* the Atlantic Coast of Patagonia)	—	—	—	—	—	..	..	4,93,200	3,01,820	..
Other Foreign Countries	—	—	—	—	—	1,360	4,352	1,383	528	1,289
TOTAL FOREIGN COUNTRIES	—	—	—	—	—	26,22,924	13,27,448	23,81,229	15,14,393	11,61,807
Share of Bengal	—	—	—	—	—	*8,472*	*9,12,932*	*11,37,943*	*9,41,700*	*24,71,775*
" *Bombay*	—	—	—	—	—	*5,71,901*	*3,40,815*	*6,469*	*23,121*	*17,087*
" *Sind*	—	—	—	—	—	*22,48,950*	*10,13,966*	*24,16,430*	*15,14,727*	*11,61,313*
" *Madras*	—	—	—	—	—	*10,994*	*1,405*	*1,027*	*2,654*	*1,039*
" *Burma*	—	—	—	—	—	*988*	*146*	*105*	*199*	..
TOTAL	—	—	—	—	—	29,40,605	22,88,563	35,61,974	24,81,401	36,51,214

No. 13—*continued*

ARTICLES, AND COUNTRIES OF CONSIGNMENT; ALSO SHARE OF EACH PROVINCE	Quantity					Value				
	1932-33	1933-34	1934-35	1935-36	1936-37	1932-33	1933-34	1934-35	1935-36	1936-37
						R	R	R	R	R
GOVERNMENT STORES— *continued*										
All other articles— *continued*										
Manufactured—										
United Kingdom (*including* Channel Islands)	—	—	—	—	—	7,23,481	7,06,244	6,31,071	8,05,494	8,59,560
Ceylon (*excluding* Maldives)	—	—	—	—	—	24,869	9,249	16,200	4,504	1,450
Canada—										
Vid Atlantic Coast	—	—	—	—	—	..	..	..	..	32,060
Commonwealth of Australia	—	—	—	—	—	76,220	32,930	24,181	39,893	95,752
Other British Possessions	—	—	—	—	—	2,689	400	3,760	838	..
TOTAL BRITISH EMPIRE	—	—	—	—	—	8,27,259	7,48,883	6,75,162	8,48,029	9,88,822
Germany	—	—	—	—	—	10,882	10,615	14,266	3,887	17,395
Netherlands	—	—	—	—	—	..	152	8,242	506	36
Belgium	—	—	—	—	—	452	..	9,326	6,946	1,076
France	—	—	—	—	—	550	431	..	7,012	385
Italy (*including* Fiume)	—	—	—	—	—	5,573	1,313	6,747	510	2,940
Java	—	—	—	—	—	77,473	..	25	..	..
United States of America—										
Vid Atlantic Coast	—	—	—	—	—	..	..	..	4,197	6,274
„ Pacific „	—	—	—	—	—	..	..	..	..	636
Argentina Republic (*including* the Atlantic Coast of Patagonia)	—	—	—	—	—	..	9,716	12,665	8,925	..
Other Foreign Countries	—	—	—	—	—	6,941	3,104	1,483	340	47
TOTAL FOREIGN COUNTRIES	—	—	—	—	—	1,01,376	25,331	52,754	27,323	18,789
Share of Bengal	—	—	—	—	—	*1,93,480*	*1,30,440*	*1,53,530*	*1,58,145*	*2,10,061*
„ *Bombay*	—	—	—	—	—	*2,01,659*	*1,63,893*	*1,79,016*	*2,83,856*	*1,73,691*
„ *Sind*	—	—	—	—	—	*6,60,716*	*3,52,032*	*2,36,424*	*2,34,902*	*4,93,051*
„ *Madras*	—	—	—	—	—	*41,181*	*77,713*	*1,16,747*	*80,604*	*77,460*
„ *Burma*	—	—	—	—	—	*42,599*	*50,137*	*43,199*	*67,845*	*53,348*
TOTAL	—	—	—	—	—	9,28,635	7,74,214	7,27,916	8,76,352	10,07,611
Total of Government Stores—										
United Kingdom (*including* Channel Islands)	—	—	—	—	—	2,00,72,981	1,45,15,388	1,64,94,664	1,56,53,787	1,69,56,387
Aden and Dependencies	—	—	—	—	—	..	...	..	2,729	5,031
Ceylon (*excluding* Maldives)	—	—	—	—	—	25,273	53,707	10,406	23,386	83,943
Straits Settlements	—	—	—	—	—	1,64,540	2,90,876	7,31,891	8,87,511	6,87,065
Federated Malay States	—	—	—	—	—	..	15	..	41,667	13,814
Hongkong	—	—	—	—	—	..	..	14,671	3,514	80
Canada— *Vid* Atlantic Coast	—	—	—	—	—	..	75,545	70,587	1,37,411	34,147
Commonwealth of Australia	—	—	—	—	—	77,183	9,32,406	11,52,304	9,78,723	25,95,813
Other British Possessions	—	—	—	—	—	7,471	1,457	9,585	1,024	2,577
TOTAL BRITISH EMPIRE	—	—	—	—	—	2,03,47,448	1,58,78,394	1,84,92,108	1,77,29,752	2,03,78,807

(GOVERNMENT STORES)

No. 13—*concluded*

ARTICLES, AND COUNTRIES OF CONSIGNMENT: ALSO SHARE OF EACH PROVINCE	QUANTITY					VALUE in				
	1932-33	1933-34	1934-35	1935-36	1936-37	1932-33	1933-34	1934-35	1935-36	1936-37
GOVERNMENT STORES—*concluded*										
Total of Government Stores—*continued*						R	R	R	R	R
Sweden	—	—	—	—	—	44,046	3,260	11,167	85,1218	68,000
Norway	—	—	—	—	—	1,236	..	18,484	2,685	689
Denmark	—	—	—	—	—	..	..	..	2,757	7,480
Germany	—	—	—	—	—	5,45,490	14,46,883	9,52,015	27,75,432	18,52,726
Netherlands	—	—	—	—	—	28,941	22,782	43,528	1,82,178	26,387
Belgium	—	—	—	—	—	1,38,560	2,28,637	4,83,300	4,52,824	3,27,356
France	—	—	—	—	—	2,424	20,871	16,965	79,877	25,064
Switzerland	—	—	—	—	—	410	10,204	..	..	6,391
Italy (*including* Fiume)	—	—	—	—	—	1,62,654	1,76,441	2,79,691	1,23,269	1,02,084
Austria	—	—	—	—	—	100	62,318	754	..	..
Hungary	—	—	—	—	—	..	90,052	..	..	1,58,482
Iraq	—	—	—	—	—	68	18,166	52,074	392	1,839
Iran	—	—	—	—	—	20,81,550	13,11,967	14,71,864	9,09,434	9,44,820
Java	—	—	—	—	—	77,472	1,122	25	..	..
Japan	—	—	—	—	—	2,522	202	..	20,096	582
China (*exclusive of* Hongkong and Macao)	—	—	—	—	—	51,642	1,18,511	612	9,304	1,395
Egypt	—	—	—	—	—	..	10,445	11,836	..	147
Portuguese East Africa	—	—	—	—	—	..	..	..	2,17,632	..
United States of America—										
Via Atlantic Coast	—	—	—	—	—	8,44,850	66,260	6,17,962	5,56,894	3,80,074
„ Pacific „	—	—	—	—	—	2,242	399	520	220	25,617
Argentine Republic (*including* the Atlantic Coast of Patagonia)	—	—	—	—	—	..	9,716	5,05,865	3,05,745	184
Other Foreign Countries	—	—	—	—	—	1,023	3,545	2,184	645	3,902
TOTAL FOREIGN COUNTRIES	—	—	—	—	—	39,85,431	35,96,884	44,68,297	56,74,808	44,50,019
Share of Bengal	—	—	—	—	—	*40,00,623*	*45,76,925*	*46,03,694*	*64,02,261*	*74,01,130*
„ *Bombay*	—	—	—	—	—	*39,73,564*	*45,00,936*	*59,17,149*	*84,18,188*	*58,07,594*
„ *Sind*	—	—	—	—	—	*1,36,26,452*	*78,91,495*	*1,01,65,056*	*93,17,229*	*95,12,761*
„ *Madras*	—	—	—	—	—	*15,03,599*	*13,58,059*	*12,40,765*	*12,17,714*	*11,08,148*
„ *Burma*	—	—	—	—	—	*12,39,648*	*11,47,572*	*10,33,767*	*10,49,228*	*9,78,382*
GRAND TOTAL	—	—	—	—	—	2,48,82,879	1,94,75,278	2,22,60,405	2,84,04,560	2,46,07,826

No. 14.

QUANTITY and VALUE of EXPORTS of GOVERNMENT STORES (INDIAN MERCHANDISE) from BRITISH INDIA in each official year from 1932-33 to 1936-37

ARTICLES AND COUNTRIES OF FINAL DESTINATION; ALSO SHARE OF EACH PROVINCE	QUANTITY					VALUE				
	1932-33	1933-34	1934-35	1935-36	1936-37	1932-33	1933-34	1934-35	1935-36	1936-37
GOVERNMENT STORES—						R	R	R	R	R
Apparel (*including*) Drapery, Uniforms, Accoutrements, but *excluding* Hosiery)—										
Straits Settlements	—	—	—	—	—	3,553	15,669	10,992	14,157	16,008
Hongkong	—	—	—	—	—	..	7,858	16,847	8,422	5,885
Other British Possessions	—	—	—	—	—	2,258	200	698	710	239
TOTAL BRITISH EMPIRE	—	—	—	—	—	5,811	23,727	28,032	23,289	22,132
TOTAL FOREIGN COUNTRIES	—	—	—	—	—	108	625	..	73	306
Share of Bengal	—	—	—	—	—	*291*	*170*	*2,890*	*2,902*	*2,132*
" Bombay	—	—	—	—	—	..	*825*	*693*	*783*	*1,301*
" Madras	—	—	—	—	—	..	..	..	..	..
" Burma	—	—	—	—	—	*5,628*	*23,357*	*24,449*	*18,677*	*18,955*
TOTAL	—	—	—	—	—	5,919	24,352	28,032	23,362	22,438
Arms, Ammunition and Military Stores —										
Straits Settlements	—	—	—	—	—	2,928	11,574	96	204	155
Hongkong	—	—	—	—	—	5,881	9,143	3,953	12,930	1,223
Union of South Africa	—	—	—	—	—	..	..	..	..	10,000
Other British Possessions	—	—	—	—	—	75	..	..	..	9,206
TOTAL BRITISH EMPIRE	—	—	—	—	—	8,884	20,717	4,049	13,134	20,584
Share of Bengal	—	—	—	—	—	*5,881*	*9,143*	*3,953*	*12,774*	*15,929*
" Madras	—	—	—	—	—	..	..	..	..	*4,560*
" Burma	—	—	—	—	—	*3,003*	*11,574*	*96*	*360*	*155*
TOTAL	—	—	—	—	—	8,884	20,717	4,049	13,134	20,584
Books, printed, and printed matter (*not being* stationery), *including* Maps and Charts—										
United Kingdom (*including* Channel Islands)	—	—	—	—	—	78,845	51,884	40,504	42,697	56,815
Other British Possessions	—	—	—	—	—	1,086	1,171	2,214	2,050	3,695
TOTAL BRITISH EMPIRE	—	—	—	—	—	79,931	53,055	42,718	44,747	60,510
United States of America—*Vid* Atlantic Coast	—	—	—	—	—	4,447	2,199	4,075	8,829	3,617
" Pacific "	—	—	—	—	—	..	..	..	..	100
Other Foreign Countries	—	—	—	—	—	3,612	2,564	2,787	7,011	3,628
TOTAL FOREIGN COUNTRIES	—	—	—	—	—	8,059	4,763	6,862	15,840	7,345
Share of Bengal	—	—	—	—	—	*48,290*	*36,144*	*23,686*	*17,803*	*26,333*
" Bombay	—	—	—	—	—	*16,129*	*17,524*	*21,923*	*34,466*	*26,379*
" Sind	—	—	—	—	—	..	..	..	..	..
" Madras	—	—	—	—	—	*23,588*	*4,113*	*3,401*	*8,320*	*14,573*
" Burma	—	—	—	—	—	..	*37*	*566*	..	*80*
TOTAL	—	—	—	—	—	87,990	57,818	49,580	60,587	67,855

(GOVERNMENT STORES)

INDIAN MERCHANDISE

No. 14—*continued*

ARTICLES, AND COUNTRIES OF FINAL DESTINATION; ALSO SHARE OF EACH PROVINCE	QUANTITY					VALUE				
	1932-33	1933-34	1934-35	1935-36	1936-37	1932-33	1933-34	1934-35	1935-36	1936-37
						R	R	R	R	R
GOVERNMENT STORES—*continued*										
Boots and Shoes—	Pairs	Pairs	Pairs	Pairs	Pairs					
TOTAL BRITISH EMPIRE	323	88	267	79	248	3,404	431	2,241	681	2,638
Share of Bengal	..	..	*37*	*23*	*25*	..	..	*231*	*21*	*78*
„ Burma	*323*	*88*	*230*	*56*	*223*	*3,404*	*431*	*2,010*	*660*	*2,560*
TOTAL	323	88	267	79	248	3,404	431	2,241	681	2,638
Building and Engineering Materials, *other than* of iron, steel, or wood—										
TOTAL FOREIGN COUNTRIES	—	—	—	—	—	..	..	..	262	..
Share of Madras	—	—	—	—	—	..	..		*262*	..
Coal and Coke	Tons ..	Tons ..	Tons ..	Tons ..	Tons ..	..	..	..	..	..
Drugs, Medicines and Narcotics—										
United Kingdom (*including* Channel Islands)	—	—	—	—	—	21,856	59,912	1,02,986	4,75,756	3,59,709
Aden and Dependencies	—	—	—	—	—	15	..	..	..	99,872
Other British Possessions	—	—	—	—	—	60	723	1,424	39	..
TOTAL BRITISH EMPIRE	—	—	—	—	—	21,931	60,635	1,04,410	4,75,795	4,59,581
TOTAL FOREIGN COUNTRIES	—	—	—	—	—	..	..	20	10	50
Share of Bengal	—	—	—	—	—	*21,276*	*59,437*	*1,03,473*	*4,75,741*	*4,59,529*
„ Bombay	—	—	—	—	—	*15*	*132*	*937*	*10*	*78*
„ Madras	—	—	—	—	—	*69*	..	..	*15*	*24*
„ Burma	—	—	—	—	—	..	*66*	..	*29*	..
TOTAL	—	—	—	—	—	21,931	60,635	1,04,480	4,75,805	4,59,631
Grain, Pulse and Flour—	Tons	Tons	Tons	Tons	Tons					
Barley	..	..	..	..	..	..	..	..	..	..
Gram	Tons ..	Tons ..	Tons ..	Tons ..	Tons ..	..	..	..	..	..
Rice, not in the husk—	Tons	Tons	Tons	Tons	Tons					
TOTAL BRITISH EMPIRE	..	..	..	..	..	3	..	..	..	..
TOTAL FOREIGN COUNTRIES	24	16	18	..	8	1,774	850	1,047	..	543
Share of Burma	*24*	*16*	*18*	..	*8*	*1,777*	*856*	*1,047*	..	*543*
Wheat	Tons ..	Tons ..	Tons ..	Tons ..	Tons ..	..	..	..	..	..

No. 14—*continued*

ARTICLES, AND COUNTRIES OF FINAL DESTINATION; ALSO SHARE OF EACH PROVINCE	QUANTITY					VALUE				
	1932-33	1933-34	1934-35	1935-36	1936-37	1932-33	1933-34	1934-35	1935-36	1936-37
GOVERNMENT STORES—*continued*						R	R	R	R	R
Grain, Pulse and Flour—*continued*										
Wheat flour—	Tons	Tons	Tons	Tons	Tons					
Native States in Arabia other than Maskat Territory and Trucial Oman	..	132	..	..	..	..	16,068	..	..	..
Iraq	239	..	..	46	..	27,238	..	..	5,004	..
TOTAL FOREIGN COUNTRIES	239	132	..	46	..	27,238	16,068	..	5,004	..
Share of Bombay	..	..	..	..	..	..	..	..	..	..
" *Sind*	239	132	..	46	..	27,238	16,068	..	5,004	..
TOTAL	239	132	..	46	..	27,238	16,068	..	5,004	..
Other sorts—	Tons	Tons	Tons	Tons	Tons					
TOTAL FOREIGN COUNTRIES	..	..	..	..	..	18	..	..	..	..
Share of Burma	..	..	..	..	..	18	..	..	..	..
Hardware and Cutlery, *including* Agricultural Implements and Plated Ware—										
United Kingdom (*including* Channel Islands)	—	—	—	—	—	4,470	1,405	7,066	14,446	8,501
Hongkong	—	—	—	—	—	17,940	2,168	14,717	17,607	5,822
Other British Possessions	—	—	—	—	—	3,418	1,917	2,523	1,021	30
TOTAL BRITISH EMPIRE	—	—	—	—	—	25,828	5,490	24,306	33,074	13,853
Iraq	—	—	—	—	—	..	..	418	5,800	12,175
Other Foreign Countries	—	—	—	—	—	875	1,455	573	2,760	637
TOTAL FOREIGN COUNTRIES	—	—	—	—	—	875	1,455	991	8,560	12,812
Share of Bengal	—	—	—	—	—	*20,370*	*4,324*	*17,498*	*20,267*	*6,404*
" *Bombay*	—	—	—	—	—	*3,050*	*50*	*7,811*	*20,434*	*20,251*
" *Madras*	—	—	—	—	—	*2,343*	*500*	..	*10*	*10*
" *Burma*	—	—	—	—	—	*940*	*2,071*	*133*	*773*	..
TOTAL	—	—	—	—	—	26,703	6,945	25,297	41,684	26,665
Instruments, Apparatus and Appliances and parts thereof—										
United Kingdom (*including* Channel Islands)	—	—	—	—	—	25,118	10,150	8,884	3,279	84
Aden and Dependencies	—	—	—	—	—	1,101	2,250	6,842	4,173	3,479
Other British Possessions	—	—	—	—	—	4,570	1,075	5,410	1,487	506
TOTAL BRITISH EMPIRE	—	—	—	—	—	30,789	14,475	21,136	8,939	4,069
China (*exclusive* of Hongkong and Macao)	—	—	—	—	—	5,158	..	41	..	..
Other Foreign Countries	—	—	—	—	—	220	2,748	2,316	2,490	2,728
TOTAL FOREIGN COUNTRIES	—	—	—	—	—	5,378	2,748	2,357	2,490	2,728

No. 14—*continued*

ARTICLES, AND COUNTRIES OF FINAL DESTINATION; ALSO SHARE OF EACH PROVINCE	QUANTITY					VALUE				
	1932-33	1933-34	1934-35	1935-36	1936-37	1932-33	1933-34	1934-35	1935-36	1936-37
						R	R	R	R	R
GOVERNMENT STORES— *continued*										
Instruments, Apparatus and Appliances and parts thereof— *continued*										
Share of Bengal	—	—	—	—	—	*29,302*	*1,763*	*6,168*	*2,367*	*194*
„ Bombay	—	—	—	—	—	*2,364*	*13,453*	*17,185*	*8,229*	*6,603*
„ Burma	—	—	—	—	—	*4,501*	*2,007*	*200*	*342*	..
TOTAL	—	—	—	—	—	36,167	17,223	23,493	11,429	6,797
Leather—	Cwts.	Cwts.	Cwts.	Cwts.	Cwts.					
Unwrought— TOTAL BRITISH EMPIRE	..	1	..	..	..	..	110	449	3,456	..
Share of Bengal	..	..	..	..	..	..	..	*433*	*3,456*	..
„ Burma	..	*1*	..	..	..	..	*110*	*16*	..	..
TOTAL	..	1	..	..	..	..	110	449	3,456	..
Manufactures—										
TOTAL BRITISH EMPIRE	—	—	—	—	—	425	178	1,342	654	1,023
China (*exclusive* of Hongkong and Macao)	—	—	—	—	—	..	..	..	52	436
Share of Bengal	—	—	—	—	—	*89*	..	*1,185*	*529*	*1,453*
„ Burma	—	—	—	—	—	*336*	*178*	*157*	*177*	*6*
TOTAL	—	—	—	—	—	425	178	1,342	706	1,459
Liquor—	Gals.	Gals.	Gals.	Gals.	Gals.					
Ale, Beer and Porter	..	..	..	..	..	..	..	..	..	..
Spirit—	Gals.	Gals.	Gals.	Gals	Gals.					
TOTAL FOREIGN COUNTRIES	9	..	..	..	12	40	..	..	..	75
Share of Bombay	*9*	..	..	..	*12*	*40*	..	..	..	*75*
Metals and Ores—	Cwts.	Cwts.	Cwts.	Cwts.	Cwts.					
Brass, Bronze and similar alloys and manufactures thereof—										
Canada— *and* Atlantic Coast	..	..	..	..	24	..	..	..	58	1,466
TOTAL FOREIGN COUNTRIES	..	..	..	..	18	..	..	..	..	1,100
Share of Bengal	..	..	..	..	*40*	..	..	..	*58*	*2,414*
„ Bombay	..	..	..	..	2	..	..	..	..	*154*
TOTAL	..	..	..	..	42	..	..	..	58	2,568
Copper— Unwrought	Cwts. ..	Cwts. ..	Cwts. ..	Cwts. ..	Cwts. —	..	..	..	..	..
Wrought— TOTAL BRITISH EMPIRE	Cwts. 2	Cwts. 2	Cwts. 2	Cwts. 50	Cwts. 12	75	300	300	3,300	1,570
Germany	..	..	..	..	..	..	..	..	37	..
Other Foreign Countries	..	..	..	..	30	..	..	..	..	4,332
TOTAL FOREIGN COUNTRIES	..	..	..	..	30	..	..	..	37	4,332
Share of Bengal	..	..	..	..	..	*15*	..	..	..	..
„ Bombay	*2*	*2*	*2*	*50*	*42*	*60*	*300*	*300*	*3,337*	*5,902*
TOTAL	2	2	2	50	42	75	300	300	3,337	5,902
Iron or Steel—	Tons	Tons	Tons	Tons	Tons					
TOTAL BRITISH EMPIRE	..	..	..	3	..	..	127	..	386	..
Germany	..	..	..	114	..	..	..	..	50,000	..
Iraq	..	..	..	..	56	..	..	..	..	17,175
TOTAL FOREIGN COUNTRIES	..	..	..	114	56	..	..	..	50,000	17,175
Share of Bengal	..	..	..	*3*	—	..	..	..	*386*	..
„ Bombay	..	..	..	*114*	*56*	..	..	..	*50,000*	*17,175*
„ Burma	..	..	..	..	..	..	*127*	..	..	..
TOTAL	..	..	..	117	56	..	127	..	50,386	17,175
Metals and ores, unenumerated—	Cwts.	Cwts.	Cwts.	Cwts.	Cwts.					
Aden and Dependencies	..	13	8	12	39	..	10,000	6,000	10,000	35,000
Bahrein Islands	..	..	..	..	10	..	..	..	..	23 500
Somaliland Protectorate	..	..	..	..	6	..	..	..	..	8,000
TOTAL BRITISH EMPIRE	..	13	8	12	55	..	10,000	6,000	10,000	66,500
Germany	..	..	..	1	..	..	..	..	12	..

No. 14—*continued*

ARTICLES, AND COUNTRIES OF FINAL DESTINATION; ALSO SHARE OF EACH PROVINCE	QUANTITY					VALUE				
	1932-33	1933-34	1934-35	1935-36	1936-37	1932-33	1933-34	1934-35	1935-36	1936-37
GOVERNMENT STORES—*continued*						R	R	R	R	R
Metals and Ores—*contd.*										
Metals and ores, unenumerated—contd.	Cwts.	Cwts.	Cwts.	Cwts.	Cwts.					
Share of Bombay	..	*13*	*8*	*13*	*55*	..	*10,000*	*6,000*	*10,012*	*66,548*
Total of Metals and Ores	Tons ..	Tons 1	Tons ..	Tons 121	Tons 195	75	10,427	6,300	60,793	92,145
Opium—	Chests & Cwts.	Chests & Cwts.	Chests & Cwts.	Chests & Cwts.	Chests & Cwts.					
Shipped to the United Kingdom (*including* Channel Islands)	..	..	..	..	..	..	..	..	..	..
Shipped direct to the Governments of Hongkong, the Straits Settlements, and other East Indian Governments—										
To Aden and Dependencies	..	1=2	1=1	..	1=1	1,702	3,078	1,099	..	1,136
„ Ceylon (*excluding* Maldives)	16=20	11=15	8=10	4=5	..	64,000	48,000	32,000	16,000	..
„ Straits Settlements	784=979	902=1,124	450=558	253=316	..	31,36,000	36,08,000	18,00,000	10,12,000	..
„ Hongkong	48=60	37=46	24=30	..	..	1,92,000	1,48,000	96,000	..	..
„ Br. Burma	32=41	55=67	11=14	..	..	1,28,000	2,20,000	44,000	..	..
TOTAL BRITISH EMPIRE	880=1,100	1,007=1,254	494=613	257=321	1=1	35,21,702	40,27,078	19,73,099	10,28,000	1,136
To Denmark	..	..	..	1=..	..	..	..	..	667	..
„ Japan	..	..	..	..	..	35	..	..	..	..
TOTAL FOREIGN COUNTRIES	..	..	..	1=..	..	35	..	..	667	..
Share of Bengal	*880=1,100*	*1,007=1,254*	*493=613*	*253=321*	..	*35,20,035*	*40,27,078*	*19,72,000*	*10,28,667*	..
„ *Bombay*	..	..	*1=1*	..	*1=1*	*1,702*	..	*1,099*	..	*1,136*
TOTAL	880=1,100	1,007=1,254	494=613	253=321	1=1	35,21,737	40,27,078	19,73,099	10,28,667	1,136
Stationery (*excluding* paper)—										
Aden and Dependencies	—	—	—	—	—	5,222	8,109	5,667	4,971	3,923
Other British Possessions	—	—	—	—	—	3,836	2,087	3,447	2,261	2,528
TOTAL BRITISH EMPIRE	—	—	—	—	—	9,058	10,196	9,114	7,232	6,450
TOTAL FOREIGN COUNTRIES	—	—	—	—	—	1,890	1,889	2,365	5,440	2,391
Share of Bengal	—	—	—	—	—	*8,472*	*8,537*	*9,676*	*11,952*	*8,739*
„ *Bombay*	—	—	—	—	—	*1,395*	*3,232*	*1,643*	*720*	*113*
„ *Sind*	—	—	—	—	—	*356*	*266*	*160*	..	..
„ *Burma*	—	—	—	—	—	*725*	*50*	..	..	..
TOTAL	—	—	—	—	—	10,948	12,085	11,479	12,672	8,841
Telegraphs materials for construction of—										
Aden and Dependencies	—	—	—	—	—	..	..	..	1,510	..
Share of Bombay	—	—	—	—	—	—	..	..	*1,510*	..
Textiles—										
Cotton manufactures—										
United Kingdom (*including* Channel Islands)	—	—	—	—	—	78,457	1,01,614	1,00,238	17,729	..
Straits Settlements	—	—	—	—	—	2,580	6,109	224	2,156	1,262
Hongkong	—	—	—	—	—	22,129	43,307	5,603	31,961	4,109
Commonwealth of Australia	—	—	—	—	—	..	..	8,451	..	..
Other British Possessions	—	—	—	—	—	6,847	9,050	4,572	..	756
TOTAL BRITISH EMPIRE	—	—	—	—	—	1,05,004	1,60,080	1,19,088	51,846	6,12[illegible]

No. 14—*continued*

ARTICLES, AND COUNTRIES OF FINAL DESTINATION; ALSO SHARE OF EACH PROVINCE	QUANTITY					VALUE				
	1932-33	1933-34	1934-35	1935-36	1936-37	1932-33	1933-34	1934-35	1935-36	1936-37
						R	R	R	R	R
GOVERNMENT STORES—*continued*										
Textiles—*concluded*										
Cotton Manufactures—contd.										
China (*exclusive* of Hongkong and Macão)	—	—	—	—	—	15,512	7,789	406	6,513	7,916
Other Foreign Countries	—	—	—	—	—	756	343	1,260	..	1,772
TOTAL FOREIGN COUNTRIES	—	—	—	—	—	16,268	8,132	1,666	6,513	9,688
Share of Bengal	—	—	—	—	—	*1,17,069*	*1,58,822*	*1,17,588*	*55,853*	*12,028*
" *Bombay*	—	—	—	—	—	*1,001*	*361*	*968*	..	*2,528*
" *Sind*	—	—	—	—	—	*150*	*144*	..	..	..
" *Burma*	—	—	—	—	—	*3,052*	*8,885*	*2,193*	*2,506*	*1,262*
TOTAL	—	—	—	—	—	1,21,272	1,68,212	1,20,749	58,359	15,815
Flax, manufactures—										
TOTAL BRITISH EMPIRE	—	—	—	—	—	..	16	39	87	..
Iraq	—	—	—	—	—	..	..	..	..	2,335
Share of Bengal	—	—	—	—	—	..	*16*	..	*87*	..
" *Bombay*	—	—	—	—	—	..	..	..	..	*2,335*
" *Burma*	—	—	—	—	—	..	..	*39*	..	..
TOTAL	—	—	—	—	—	..	16	39	87	2,335
Wool—										
Manufactures—										
TOTAL BRITISH EMPIRE	—	—	—	—	—	577	3,743	200	1,887	907
Share of Bengal	—	—	—	—	—	*358*	..	..	..	..
" *Bombay*	—	—	—	—	—	*219*	*3,743*	*200*	*525*	*848*
" *Burma*	—	—	—	—	—	..	..	..	*1,362*	*59*
TOTAL	—	—	—	—	—	577	3,743	200	1,887	907
Vehicles (*excluding* Locomotives, etc., for Railways)—										
TOTAL BRITISH EMPIRE	—	—	—	—	—	..	..	..	..	..
China (*exclusive* of Hongkong and Macão)	—	—	—	—	—	..	..	..	2,376	..
Share of Bengal	—	—	—	—	—	..	..	..	*2,376*	..
All other articles—										
Unmanufactured—										
United Kingdom (*including* Channel Islands)	—	—	—	—	—	93,921	13,591	2,541	1,48,186	686
Aden and Dependencies	—	—	—	—	—	..	..	..	6,977	3,291
Malta and Gozo	—	—	—	—	—	17,897	..	..	23,460	..
Other British Possessions	—	—	—	—	—	4,091	2,266	1,674	4,972	2,389
TOTAL BRITISH EMPIRE	—	—	—	—	—	1,15,909	15,857	4,215	1,78,595	6,366

No. 14—*continued*

ARTICLES, AND COUNTRIES OF FINAL DESTINATION; ALSO SHARE OF EACH PROVINCE	QUANTITY					VALUE				
	1982-83	1983-84	1984-85	1985-86	1986-87	1982-83	1983-84	1984-85	1985-86	1986-87
						R	R	R	R	R
GOVERNMENT STORES—*continued*										
All other articles—*continued*										
Unmanufactured—continued										
Germany	—	—	—	—	—	24	2,565	3	..	25,000
Belgium	—	—	—	—	—	43,500	43,000	1,00,000	1,000	75
Other Foreign Countries	—	—	—	—	—	967	4,610	2,929	4,494	1,215
TOTAL FOREIGN COUNTRIES	—	—	—	—	—	44,491	50,175	1,02,932	5,494	26,290
Share of Bengal	—	—	—	—	—	*10,477*	*20,747*	*6,201*	*7,475*	*3,221*
" *Bombay*	—	—	—	—	—	*43,798*	*43,300*	*1,00,000*	*7,216*	*28,291*
" *Sind*	—	—	—	—	—	*13*	*604*	*188*	*2,187*	*5*
" *Madras*	—	—	—	—	—	*50*	*277*	*13*	*38*	*580*
" *Burma*	—	—	—	—	—	*1,06,062*	*604*	*760*	*1,67,173*	*469*
TOTAL	—	—	—	—	—	1,60,400	66,032	1,07,147	1,84,069	32,656
Manufactured—										
United Kingdom (*including* Channel Islands)	—	—	—	—	—	690	6,821	586	4,128	59,043
Aden and Dependencies	—	—	—	—	—	3,112	3,674	590	16,309	54,065
Straits Settlements	—	—	—	—	—	6,933	10,656	6,831	8,526	4,229
Hongkong	—	—	—	—	—	1,996	362	2,788	8,205	12,759
Anglo Egyptian Sudan	—	—	—	—	—	..	..	..	15,901	122
Canada—										
Vid Atlantic Coast	—	—	—	—	—	..	..	..	53,956	..
Other British Possessions	—	—	—	—	—	65	100	87	1,243	3,652
TOTAL BRITISH EMPIRE	—	—	—	—	—	12,796	20,613	10,832	1,03,262	1,33,870
Iraq	—	—	—	—	—	..	10,286	1,005	4,853	15,857
Egypt	—	—	—	—	—	..	3,599	..	27,099	91,894
China (*exclusive* of Hongkong and Macao)	—	—	—	—	—	1,160	17	6,123	60	903
Other Foreign Countries	—	—	—	—	—	2,298	178	1,074	6,477	1,512
TOTAL FOREIGN COUNTRIES	—	—	—	—	—	3,458	14,080	8,202	38,489	79,666
Share of Bengal	—	—	—	—	—	*3,671*	*1,357*	*12,719*	*64,681*	*15,768*
" *Bombay*	—	—	—	—	—	*5,107*	*17,074*	*1,359*	*73,464*	*1,93 431*
" *Sind*	—	—	—	—	—	*50*	*490*	..	*345*	*122*
" *Madras*	—	—	—	—	—	*100*	*5,510*	*759*	*100*	*20*
" *Burma*	—	—	—	—	—	*6 933*	*9,762*	*3,697*	*3,161*	*4,801*
TOTAL	—	—	—	—	—	16,254	34,693	19,084	1,41,751	2,13,686
Grand Total of Government stores—										
United Kingdom (*including* Channel Islands)	—	—	—	—	—	2,99,529	2,49,177	2,63,165	7,01,981	4,89,679
Malta and Gozo	—	—	—	—	—	17,897	..	968	28,460	1,056
Aden and Dependencies	—	—	—	—	—	13,267	28,550	24,070	48,440	2,04,663
Bahrein Islands	—	—	—	—	—	1,001	515	1,769	18,516	26,317
Ceylon (*excluding* Maldives)	—	—	—	—	—	64,788	49,066	32,279	1,057	2,491
Straits Settlements	—	—	—	—	—	31,62,210	36,57,697	17,26,375	10,38,068	25,081
British Borneo	—	—	—	—	—	1,28,050	2,20,000	44,000	..	..

(GOVERNMENT STORES)

INDIAN MERCHANDISE

No. 14—*concluded*

ARTICLES, AND COUNTRIES OF FINAL DESTINATION; ALSO SHARE OF EACH PROVINCE	QUANTITY					VALUE				
	1932-33	1933-34	1934-35	1935-36	1936-37	1932-33	1933-34	1934-35	1935-366	1936-37
GOVERNMENT STORES—*concluded*						R	R	R	R	R
Grand Total of Government Stores—continued										
Hongkong	—	—	—	—	—	2,43,973	2,11,382	2,43,238	86,161	32,231
Anglo-Egyptian Sudan	—	—	—	—	—	8	..	15	16,101	122
Union of South Africa	—	—	—	—	—	..	146	..	36	11,786
Canada—										
Viâ Atlantic Coast	—	—	—	—	—	..	2,534	820	54,008	2,088
„ Pacific „	—	—	—	—	—	..	73	..	..	..
Somaliland Protectorate	—	—	—	—	—	..	..	..	..	8,000
Commonwealth of Australia	—	—	—	—	—	3,059	5,119	9,388	1,225	5,080
Other British Possessions	—	—	—	—	—	8,326	2,569	4,878	929	189
TOTAL BRITISH EMPIRE	—	—	—	—	—	39,42,117	44,26,828	23,51,565	19,89,932	8,08,784
Germany	—	—	—	—	—	732	3,259	1,343	51,109	25,737
Belgium	—	—	—	—	—	43,972	43,500	1,00,500	1,000	75
Native States in Arabia *other than* Maskat Territory and Trucial Oman	—	—	—	—	—	327	18,909	2,664	1,328	1,992
Iraq	—	—	—	—	—	31,996	13,549	3,974	22,925	50,790
China (*exclusive* of Hongkong and Macão)	—	—	—	—	—	22,488	8,510	6,693	11,312	10,297
Egypt	—	—	—	—	—	1,382	4,978	955	29,782	65,960
United States of America—										
Viâ Atlantic Coast	—	—	—	—	—	4,457	2,199	4,916	9,701	8,964
„ Pacific „	—	—	—	—	—	..	..	..	..	100
Other Foreign Countries	—	—	—	—	—	4,183	5,882	5,397	14,162	3,362
TOTAL FOREIGN COUNTRIES	—	—	—	—	—	1,09,537	1,00,786	1,26,442	1,41,319	1,67,277
Share of Bengal	—	—	—	—	—	*37,86,196*	*43,29,038*	*22,77,701*	*17,08,998*	*5,54,337*
„ *Bombay*	—	—	—	—	—	*75,256*	*1,10,494*	*1,60,388*	*2,10,747*	*3,73,099*
„ *Sind*	—	—	—	—	—	*27,807*	*17,567*	*328*	*7,536*	*127*
„ *Madras*	—	—	—	—	—	*26,121*	*10,400*	*4,178*	*8,745*	*19,787*
„ *Burma*	—	—	—	—	—	*1,36,274*	*69,115*	*35,412*	*1,95,230*	*28,291*
TOTAL	—	—	—	—	—	40,51,654	45,27,614	24,78,007	21,31,251	9,76,061

No. 15

QUANTITY and VALUE of EXPORTS of GOVERNMENT STORES (FOREIGN MERCHANDISE) from BRITISH INDIA in each official year from 1932-33 to 1936-37.

ARTICLES AND COUNTRIES OF FINAL DESTINATION; ALSO SHARE OF EACH PROVINCE	QUANTITY					VALUE				
	1932-33	1933-34	1934-35	1935-36	1936-37	1932-33	1933-34	1934-35	1935-36	1936-37
						R	R	R	R	R
GOVERNMENT STORES—										
Apparel (*including* drapery, uniforms, accoutrements, but *excluding* hosiery)—										
United Kingdom (*including* Channel Islands)	—	—	—	—	—	80,866	16,227	581	1,201	568
Other British Possessions	—	—	—	—	—	2,083	2,048	1,319	560	1,079
TOTAL BRITISH EMPIRE	—	—	—	—	—	82,949	18,275	1,900	1,761	1,647
TOTAL FOREIGN COUNTRIES	—	—	—	—	—	2,793	2,514	1,600	8,489	2,668
Share of Bengal	—	—	—	—	—	..	..	*668*	..	*406*
" *Bombay*	—	—	—	—	—	*85,742*	*18,530*	*2,271*	*5,875*	*1,310*
" *Sind*	—	—	—	—	—	..	*1,103*	*581*	*3,424*	*2,609*
" *Burma*	—	—	—	—	—	..	*1,256*	*80*	*1,001*	..
TOTAL	—	—	—	—	—	85,742	20,889	3,500	10,250	4,310
Arms, ammunition, and military stores—										
Firearms, and parts thereof—										
United Kingdom (*including* Channel Islands)	—	—	—	—	—	1,397	10,158	9,885	14,200	63,100
Aden and Dependencies	—	—	—	—	—	..	..	..	1,71,240	..
Hongkong	—	—	—	—	—	1,748	590	10,372	21	1,321
Other British Possessions	—	—	—	—	—	1,697	..	8,883	..	..
TOTAL BRITISH EMPIRE	—	—	—	—	—	4,842	10,748	24,040	1,85,461	64,421
Muskat Territory and Trucial Oman	—	—	—	—	—	..	..	5,340	..	..
Other Foreign Countries	—	—	—	—	—	..	4,383	279	75	..
TOTAL FOREIGN COUNTRIES	—	—	—	—	—	..	4,383	5,619	75	..
Share of Bengal	—	—	—	—	—	*1,748*	*590*	*10,372*	*14,221*	*1,321*
" *Bombay*	—	—	—	—	—	*2,994*	*14,486*	*5,619*	..	*63,100*
" *Sind*	—	—	—	—	—	..	..	*9,420*	*1,71,315*	..
" *Burma*	—	—	—	—	—	*100*	*55*	*4,248*	..	..
TOTAL	—	—	—	—	—	4,842	15,131	29,659	1,85,536	64,421
Other Sorts—										
United Kingdom (*including* Channel Islands)	—	—	—	—	—	48,810	2,831	16,628	1,23,491	14,640
Aden and Dependencies	—	—	—	—	—	1,902	688	4,803	2,088	14,632
Ceylon (*excluding* Maldives)	—	—	—	—	—	..	..	670	12,862	..
Straits Settlements	—	—	—	—	—	..	345	50	200	9,922
Other British Possessions	—	—	—	—	—	108	1,057	1,217	2,329	3,140
TOTAL BRITISH EMPIRE	—	—	—	—	—	50,820	4,916	23,868	1,40,970	42,334
Iraq	—	—	—	—	—	..	3,656	7,534	4,294	38
Other Foreign Countries	—	—	—	—	—	7,650	741	6,770	4,416	1,689
TOTAL FOREIGN COUNTRIES	—	—	—	—	—	7,650	4,397	14,304	8,710	1,727
Share of Bengal	—	—	—	—	—	*108*	..	*1,217*	..	*56*
" *Bombay*	—	—	—	—	—	*11,935*	*7,748*	*36,126*	*1,49,480*	*17,956*
" *Sind*	—	—	—	—	—	*46,427*	*1,220*	*329*	*270*	*25,989*
" *Burma*	—	—	—	—	—	..	*345*	..	..	*60*
TOTAL	—	—	—	—	—	58,470	9,313	37,672	1,49,680	44,051

(GOVERNMENT STORES)

FOREIGN MERCHANDISE

No. 15—*continued*

ARTICLES, AND COUNTRIES OF FINAL DESTINATION; ALSO SHARE OF EACH PROVINCE	QUANTITY					VALUE				
	1932-33	1933-34	1934-35	1935-36	1936-37	1932-33	1933-34	1934-35	1935-36	1936-37
						R	R	R	R	R
GOVERNMENT STORES— *continued*										
Building and engineering materials, other than of iron, steel, or wood—										
Aden and Dependencies	—	—	—	—	—	..	..	..	27,500	..
Other British Possessions	—	—	—	—	—	..	260	240	..	..
TOTAL BRITISH EMPIRE	—	—	—	—	—	..	260	240	27,500	..
TOTAL FOREIGN COUNTRIES	—	—	—	—	—	..	520	480	..	..
Share of Bombay	—	—	—	—	—	..	..	..	*27,500*	..
" *Sind*	—	—	—	—	—	..	*780*	*720*	..	..
TOTAL	—	—	—	—	—	..	780	720	27,500	..
Chemicals, Drugs, Medicines, and Narcotics—										
United Kingdom (*including* Channel Islands)	—	—	—	—	—	208	32	12,959	385	9,211
Bahrein Islands	—	—	—	—	—	4,560	4,560	4,680	5,520	4,595
Other British Possessions	—	—	—	—	—	968	50	..	3	239
TOTAL BRITISH EMPIRE	—	—	—	—	—	5,736	4,662	17,639	5,858	14,045
Trucial Territory and Trucial Oman	—	—	—	—	—	9,160	9,120	9,335	12,120	7,473
Egypt	—	—	—	—	—	8,454	..	..	..	..
Other Foreign Countries	—	—	—	—	—	1,972	..	..	2,558	150
TOTAL FOREIGN COUNTRIES	—	—	—	—	—	19,586	9,120	9,335	14,678	7,623
Share of Bengal	—	—	—	—	—	*10*	*25*	*13,667*	..	*4,677*
" *Bombay*	—	—	—	—	—	*9,398*	..	*4,800*	..	*339*
" *Sind*	—	—	—	—	—	*15,713*	*13,700*	*9,265*	*20,493*	*12,067*
" *Madras*	—	—	—	—	—	*40*	*7*	*175*	*120*	*4,176*
" *Burma*	—	—	—	—	—	*153*	*50*	*67*	*3*	*349*
TOTAL	—	—	—	—	—	25,312	13,782	26,974	20,581	21,607
Glass and glassware—										
TOTAL BRITISH EMPIRE	—	—	—	—	—	250	..	1,168	425	360
Share of Bengal	—	—	—	—	—	..	..	*1,000*	..	..
" *Bombay*	—	—	—	—	—	..	..	*96*	*425*	..
" *Madras*	—	—	—	—	—	*250*	..	..	..	*9*
" *Burma*	—	—	—	—	—	..	—	*67*	..	*300*
TOTAL	—	—	—	—	—	250	..	1,168	425	360
Hardware and Cutlery, *including* agricultural implements and plated ware—										
United Kingdom (*including* Channal Islands)	—	—	—	—	—	39,041	1,76,000	55,010	14,083	25,276
Other British Possessions	—	—	—	—	—	2,691	2,480	2,136	765	2,161
TOTAL BRITISH EMPIRE	—	—	—	—	—	41,732	1,79,080	57,146	14,848	27,437
TOTAL FOREIGN COUNTRIES	—	—	—	—	—	581	254	340	20	15
Share of Bengal	—	—	—	—	—	*2,462*	*5,292*	*2,849*	*897*	*3,809*
" *Bombay*	—	—	—	—	—	*5,480*	*1,80,592*	*7,513*	*4,388*	*13,813*
" *Sind*	—	—	—	—	—	*32,254*	*7,986*	*42,200*	*4,846*	*4,695*
" *Madras*	—	—	—	—	—	*2,114*	*5,193*	*4,923*	*4,695*	*5,724*
" *Burma*	—	—	—	—	—	..	*120*	*1*	*48*	*1*
TOTAL	—	—	—	—	—	42,312	1,79,284	57,486	14,868	27,452

No. 15—*continued*

ARTICLES, AND COUNTRIES OF FINAL DESTINATION; ALSO SHARE OF EACH PROVINCE	QUANTITY					VALUE				
	1932-33	1933-34	1934-35	1935-36	1936-37	1932-33	1933-34	1934-35	1935-36	1936-37
GOVERNMENT STORES —*continued*						R	R	R	R	R
Instruments, Apparatus, and Appliances, and parts thereof—										
United Kingdom (*including* Channel Islands)	—	—	—	—	—	25,028	20,060	18,530	10,260	36,759
Aden and Dependencies	—	—	—	—	—	875	4,536	4,559	10,785	5,103
Straits Settlements	—	—	—	—	—	..	184	160	11,900	1,208
Other British Possessions	—	—	—	—	—	1,054	70	4,466	1,087	1,989
TOTAL BRITISH EMPIRE	—	—	—	—	—	26,957	24,850	27,715	34,032	45,009
TOTAL FOREIGN COUNTRIES	—	—	—	—	—	1,634	8,798	5,584	6,208	6,682
Share of Bengal	—	—	—	—	—	*3,930*	*3,273*	*2,904*	*12,902*	*6,086*
" *Bombay*	—	—	—	—	—	*13,662*	*22,904*	*19,551*	*22,200*	*18,640*
" *Sind*	—	—	—	—	—	*950*	*1,059*	*7,122*	*2,146*	*16,191*
" *Madras*	—	—	—	—	—	*9,129*	*1,223*	*2,690*	*2,186*	*10,766*
" *Burma*	—	—	—	—	—	*900*	*184*	*982*	*301*	*8*
TOTAL	—	—	—	—	—	28,591	32,643	33,249	40,235	51,691
Leather, unwrought and manufactures (*excluding* boots and shoes)—										
TOTAL BRITISH EMPIRE	—	—	—	—	—	..	122	..	42	352
TOTAL FOREIGN COUNTRIES	—	—	—	—	—	..	..	93	..	..
Share of Bengal	—	—	—	—	—	..	..	..	..	*352*
" *Sind*	—	—	—	—	—	..	*122*	*93*	..	..
" *Burma*	—	—	—	—	—	..	..	..	*42*	..
TOTAL	—	—	—	—	—	..	122	93	42	352
	Gals.	Gals.	Gals.	Gals.	Gals.					
Liquors—										
Aden and Dependencies	..	..	..	..	66	..	..	..	..	1,994
Native States in Arabia *other than* Maskat Territory and Trucial Oman	..	..	..	..	36	..	..	..	..	225
Share of Bombay	..	..	..	..	*102*	..	..	..	..	*2,219*
Machinery and millwork—										
United Kingdom (*including* Channel Islands)	—	—	—	—	—	9,970	15,182	6,042	5,186	5,920
Straits Settlements	—	—	—	—	—	..	4,570	..	56,250	..
Hongkong	—	—	—	—	—	..	..	8,707	..	..
Other British Possessions	—	—	—	—	—	50	..	300	1,000	1,021
TOTAL BRITISH EMPIRE	—	—	—	—	—	10,020	19,752	15,049	62,436	6,941
Switzerland	—	—	—	—	—	..	..	20,000	..	..
Other Foreign Countries	—	—	—	—	—	3,888	780	1,250	..	..
TOTAL FOREIGN COUNTRIES	—	—	—	—	—	3,888	780	21,250	..	..
Share of Bengal	—	—	—	—	—	..	..	*3,907*	*58,873*	*3,919*
" *Bombay*	—	—	—	—	—	*880*	*589*	*3,725*	*540*	*1,642*
" *Sind*	—	—	—	—	—	*10,333*	*15,063*	*3,662*	*2,993*	*225*
" *Madras*	—	—	—	—	—	*2,750*	*260*	*20,000*	*30*	*1,155*
" *Burma*	—	—	—	—	—	..	*4,570*	*5*	..	..
TOTAL	—	—	—	—	—	13,903	20,482	30,299	62,436	6,941
	Cwts.	Cwts.	Cwts.	Cwts.	Cwts.					
Metals and Ores—										
Brass, Bronze, and similar Alloys, wrought—										
United Kingdom (*including* Channel Islands)	..	..	..	..	4	..	..	..	..	400
Share of Burma	..	..	..	..	*4*	..	..	..	..	*400*

(GOVERNMENT STORES)

FOREIGN MERCHANDISE

No. 15—*continued*

ARTICLES, AND COUNTRIES OF FINAL DESTINATION; ALSO SHARE OF EACH PROVINCE	QUANTITY					VALUE				
	1932-33	1933-34	1934-35	1935-36	1936-37	1932-33	1933-34	1934-35	1935-36	1936-37
						R	R	R	R	R
GOVERNMENT STORES—*continued*										
Metals and Ores—*continued*	Cwts.	Cwts.	Cwts.	Cwts.	Cwts.					
Copper—										
Unwrought—										
Hongkong	..	..	..	..	..	..	..	43	..	..
Share of Bengal	..	..	..	..	..	..	..	*43*	..	..
Wrought—	Cwts.	Cwts.	Cwts.	Cwts.	Cwts.					
United Kingdom (including Channel Islands)	1	..	1	..	..	100	..	15	..	..
Share of Bombay	*1*	..	..	..	..	*100*	..	..	..	..
" *Burma*	..	..	*1*	..	..	..	..	*15*	..	..
TOTAL	1	..	1	..	..	100	..	15	..	..
Iron or Steel—	Tons	Tons	Tons	Tons	Tons					
Pig	..	..	..	..	..	..	..	..	..	..
Wrought and Manufactures—	Tons	Tons	Tons	Tons	Tons					
TOTAL BRITISH EMPIRE	..	..	2	..	..	..	..	156	25	..
TOTAL FOREIGN COUNTRIES	..	..	..	..	..	56	..	..	..	..
Share of Bengal	..	..	2	..	..	..	..	*133*	..	..
" *Bombay*	..	..	..	..	..	..	..	..	*25*	..
" *Sind*	..	..	..	..	..	*56*	..	..	..	..
" *Burma*	..	..	..	..	..	..	..	*23*	..	..
TOTAL	..	..	2	..	..	56	..	156	25	..
Lead	Cwts.	Cwts.	Cwts.	Cwts.	Cwts.					
	..	..	..	..	..	..	..	..	..	..
Metals and Ores, unmanufactured—	Cwts.	Cwts.	Cwts.	Cwts.	Cwts.					
TOTAL BRITISH EMPIRE	..	..	2	..	9	..	..	50	..	1,151
Share of Bengal	..	..	*2*	..	..	..	..	*50*	..	..
" *Bombay*	..	..	..	..	*9*	..	..	..	..	*1,151*
TOTAL	..	..	2	..	9	..	..	50	..	1,151
Total of Metals and Ores	Tons	Tons	Tons	Tons	Tons					
	..	..	*2*	..	*33*	*156*	..	*264*	*25*	*1,551*
Stationery (*excluding* paper)—										
TOTAL BRITISH EMPIRE	—	—	—	—	—	419	518	759	202	2,109
TOTAL FOREIGN COUNTRIES	—	—	—	—	—	185	355	134	122	145
Share of Bengal	—	—	—	—	—	*548*	*806*	*771*	*215*	*1,399*
" *Bombay*	—	—	—	—	—	*10*	..	..	..	..
" *Sind*	—	—	—	—	—	*51*	*68*	*122*	*109*	*855*
" *Madras*	—	—	—	—	—	—	—	—	—	*20*
TOTAL	—	—	—	—	—	604	870	893	324	2,254

No. 15—*continued*

ARTICLES, AND COUNTRIES OF FINAL DESTINATION; ALSO SHARE OF EACH PROVINCE	QUANTITY					VALUE				
	1982-33	1933-34	1934-35	1935-36	1936-37	1932-33	1933-34	1934-35	1935-36	1936-37
GOVERNMENT STORES—*continued*						R	R	R	R	R
Telegraphs, materials for construction of—										
Aden and Dependencies	—	—	—	—	—	..	..	..	19,540	1,300
Other British Possessions	—	—	—	—	—	..	2,000	19	..	..
TOTAL BRITISH EMPIRE	—	—	—	—	—	..	2,000	19	19,540	1,300
Iraq	—	—	—	—	—	9,350	82	56	..	..
Other Foreign Countries	—	—	—	—	—	..	59	243	..	20
TOTAL FOREIGN COUNTRIES	—	—	—	—	—	9,350	141	299	..	20
Share of Bengal	—	—	—	—	—	..	*96*	*138*	..	..
" *Bombay*	—	—	—	—	—	..	..	..	*19,540*	*1,320*
" *Sind*	—	—	—	—	—	*9,350*	*45*	*180*	..	..
" *Burma*	—	—	—	—	—	..	*2,000*	..	..	..
TOTAL	—	—	—	—	—	9,350	2,141	318	19,540	1,320
Textiles—										
Cotton—										
Twist and yarn	Lbs. ..	Lbs. ..	Lbs. ..	Lbs. ..	Lbs. ..	..	..	..	..	..
Manufactures—										
TOTAL BRITISH EMPIRE	—	—	—	—	—	318	861	456	1,280	..
TOTAL FOREIGN COUNTRIES	—	—	—	—	—	399	656	438	872	..
Share of Bengal	—	—	—	—	—	..	*186*	..	*12*	..
" *Bombay*	—	—	—	—	—	*717*	*1,331*	*894*	*2,050*	..
" *Sind*	—	—	—	—	—	..	..	..	*50*	..
TOTAL	—	—	—	—	—	717	1,517	894	2,152	..
Flax Manufactures—										
TOTAL BRITISH EMPIRE	—	—	—	—	—	..	76	230	..	..
Share of Bengal	—	—	—	—	—	..	*76*	..	..	..
" *Burma*	—	—	—	—	—	..	..	*230*	..	..
TOTAL	—	—	—	—	—	..	76	230	..	..
Wool manufactures—										
Piecegoods	Yards ..	Yards ..	Yards ..	Yards ..	Yards ..	..	..	..	..	..
Other sorts	Lbs. ..	Lbs. ..	Lbs. ..	Lbs. ..	Lbs. ..	..	..	..	..	..
Vehicles (*excluding* locomotives, etc., for Railways)—										
Ships, Parts of	—	—	—	—	—	..	..	..	..	..

(GOVERNMENT STORES)

FOREIGN MERCHANDISE

No. 15—*continued*

ARTICLES, AND COUNTRIES OF FINAL DESTINATION; ALSO SHARE OF EACH PROVINCE	Quantity					Value				
	1932-33	1933-34	1934-35	1935-36	1936-37	1932-33	1933-34	1934-35	1935-36	1936-37
						R	R	R	R	R
GOVERNMENT STORES—*continued*										
All other articles—										
Unmanufactured—										
United Kingdom (*including* Channel Islands)	—	—	—	—	—	..	5,721	508	..	10
Other British Possessions	—	—	—	—	—	129	503	..	..	..
TOTAL BRITISH EMPIRE	—	—	—	—	—	129	6,224	508	..	10
TOTAL FOREIGN COUNTRIES	—	—	—	—	—	..	502	300	1	..
Share of Bengal	—	—	—	—	—	*13*	..	..	..	..
„ *Bombay*	—	—	—	—	—	..	*496*	..	..	..
„ *Sind*	—	—	—	—	—	..	*4,662*	*809*	*2*	*10*
„ *Burma*	—	—	—	—	—	..	*562*	*503*	..	..
TOTAL	—	—	—	—	—	129	6,726	808	1	10
Manufactured—										
United Kingdom (*including* Channel Islands)	—	—	—	—	—	68,651	83,544	88,278	76,543	17,961
Aden and Dependencies	—	—	—	—	—	1,104	2,771	2,207	2,27,389	610
Ceylon (*excluding* Maldives)	—	—	—	—	—	..	..	6,868	..	..
Straits Settlements	—	—	—	—	—	2,720	47,342	260	5,928	1,325
Federated Malay States	—	—	—	—	—	..	..	82,500	..	..
Hongkong	—	—	—	—	—	107	462	1,206	1,631	14,227
Anglo-Egyptian Sudan	—	—	—	—	—	..	16,221	..	4,218	..
Other British Possessions	—	—	—	—	—	2,905	629	67	3,648	105
TOTAL BRITISH EMPIRE	—	—	—	—	—	70,577	1,50,969	81,336	3,19,347	34,228
Iraq	—	—	—	—	—	852	39,817	26,299	13,143	..
Egypt	—	—	—	—	—	22,747	11,407	..	68,102	2,196
Other Foreign Countries	—	—	—	—	—	3,490	752	1,517	840	303
TOTAL FOREIGN COUNTRIES	—	—	—	—	—	27,089	51,476	27,816	82,085	2,499
Share of Bengal	—	—	—	—	—	*26,802*	*452*	*2,100*	*3,152*	*14,227*
„ *Bombay*	—	—	—	—	—	*49,700*	*1,24,442*	*21,409*	*1,79,006*	*6,009*
„ *Sind*	—	—	—	—	—	*21,104*	*73,041*	*56,333*	*2,17,678*	*15,070*
„ *Madras*	—	—	—	—	—	..	..	*25*	*1,463*	*510*
„ *Burma*	—	—	—	—	—	..	*4,509*	*85*	*43*	*911*
TOTAL	—	—	—	—	—	97,666	2,02,445	1,09,202	4,01,432	36,727
Grand total value of Government Stores—										
United Kingdom (*including* Channel Islands)	—	—	—	—	—	2,69,121	3,32,455	1,59,804	2,45,616	1,75,823
Malta and Gozo	—	—	—	—	—	..	500	523	5,817	..
Aden and Dependencies	—	—	—	—	—	6,607	9,026	11,969	4,69,119	26,363
Bahrein Islands	—	—	—	—	—	4,830	6,488	5,762	7,685	6,217
Ceylon (*excluding* Maldives)	—	—	—	—	—	2,885	640	10,754	13,862	586
Straits Settlements	—	—	—	—	—	2,780	54,291	5,431	15,584	13,196
Federated Malay States	—	—	—	—	—	..	..	82,500	..	..
Hongkong	—	—	—	—	—	4,576	3,674	25,069	1,676	18,524

GENERAL EXPORTS

(GOVERNMENT STORES)

FOREIGN MERCHANDISE

No. 15—*concluded*

ARTICLES, AND COUNTRIES OF FINAL DESTINATION; ALSO SHARE OF EACH PROVINCE	QUANTITY					VALUE				
	1932-33	1933-34	1934-35	1935-36	1936-37	1932-33	1933-34	1934-35	1935-36	1936-37
GOVERNMENT STORES—*concluded*						R	R	R	R	R
Grand total of Government Stores—continued										
Anglo-Egyptian Sudan .	—	—	—	—	—	..	16,221	..	4,218	3,000
Other British Possessions .	—	—	—	—	—	3,730	70	70	..	239
TOTAL BRITISH EMPIRE	—	—	—	—	—	2,94,689	4,23,366	2,51,882	8,23,727	2,43,736
Switzerland . . .	—	—	—	—	—	..	..	20,000	..	..
Muskat Territory and Trucial Oman . .	—	—	—	—	—	15,004	15,311	18,127	18,528	11,121
Other Native States in Arabia	—	—	—	—	—	5,686	2,813	1,978	3,046	4,441
Iraq	—	—	—	—	—	11,201	49,872	36,661	24,872	2,303
Egypt	—	—	—	—	—	34,133	13,323	6,147	73,569	2,609
Other Foreign Countries .	—	—	—	—	—	7,182	2,527	4,629	2,235	1,124
TOTAL FOREIGN COUNTRIES	—	—	—	—	—	73,206	83,846	87,542	1,21,250	21,598
Share of Bengal . .	—	—	—	—	—	*35,733*	*15,911*	*44,163*	*90,372*	*35,746*
,, *Bombay* . .	—	—	—	—	—	*1,80,633*	*3,51,113*	*1,01,761*	*4,21,093*	*1,27,549*
,, *Sind* . . .	—	—	—	—	—	*1,38,237*	*1,19,352*	*1,59,377*	*4,23,180*	*77,592*
,, *Madras* . .	—	—	—	—	—	*14,285*	*6,685*	*27,813*	*3,494*	*22,410*
,, *Burma* . .	—	—	—	—	—	*1,188*	*13,643*	*6,311*	*1,938*	*2,039*
TOTAL .	—	—	—	—	—	3,68,045	5,07,206	3,3 ',424	9,44,077	2,65,336

SPECIAL TABLES.

Opium and other dangerous drugs.

(OPIUM AND OTHER DANGEROUS DRUGS)

No. 15-A—IMPORTS

Quantity and value of Imports of opium and other dangerous drugs (classified under certain special heads) by sea into British India in each official year from 1932-33 to 1936-37.

NOTE 1.—The first country represents the country of original consignment and the second, the country of last transhipment.
NOTE 2.—The figures in this table do not always agree with those in the general table, the trade headings not being uniform in all cases with the headings given below.

ARTICLES, AND COUNTRIES; ALSO SHARE OF EACH PROVINCE	QUANTITY					VALUE				
	1932-33	1933-34	1934-35	1935-36	1936-37	1932-33	1933-34	1934-35	1935-36	1936-37
I.—NARCOTIC DRUGS, RESTRICTED (UNDER THE HAGUE OPIUM CONVENTION, 1912, DANGEROUS DRUGS CONVENTION, GENEVA, 1925 AND LIMITATION CONVENTION, GENEVA, 1931)—						R	R	R	R	R
(i) *Opium, crude and manufactured*—	Ounces	Ounces	Ounces	Ounces	Ounces					
United Kingdom—United Kingdom	45	144	90	149	133	160	479	342	416	216
Germany—Germany	..	..	35	44	246	..	..	27	46	131
Share of Bengal	*2*	*24*	*8*	*38*	*60*	*49*	*324*	*249*	*261*	*66*
„ *Bombay*	..	*10*	..	..	*2*	*7*	*62*	..	..	*11*
„ *Sind*	*24*	*16*	*35*	*75*	*246*	*73*	*10*	*25*	*127*	*133*
„ *Madras*	..	..	*6*	..	..	..	..	*7*	..	*62*
„ *Burma*	*19*	*94*	*87*	*90*	*71*	*31*	*87*	*96*	*84*	*76*
TOTAL	45	144	131	193	379	160	479	369	462	347
(ii) *Morphine and diacetyl-morphine (heroine) and their salts*—	Ounces	Ounces	Ounces	Ounces	Ounces					
United Kingdom—United Kingdom	239	1,269	836	797	682	3,592	33,126	26,888	26,144	23,085
Germany—Germany	60	62	68	39	30	1,612	2,151	1,389	1,145	526
Germany—Netherlands	28	38	26	157	64	419	548	401	2,974	1,167
Germany—Belgium	55	38	114	171	8	824	489	1,716	3,040	155
Belgium—Belgium	..	..	..	320	..	..	..	..	3,049	..
France—France	..	..	..	..	..	..	..	9	..	..
Egypt—Egypt	..	..	..	..	..	..	..	..	2	..
United States of America—United States of America	..	..	..	1	..	..	..	..	1	..
Share of Bengal	*146*	*513*	*551*	*471*	*386*	*5,267*	*17,343*	*19,319*	*15,941*	*13,396*
„ *Bombay*	*135*	*327*	*212*	*799*	*179*	*2,739*	*4,897*	*4,328*	*13,822*	*5,279*
„ *Sind*	*28*	*194*	*76*	*61*	*38*	*936*	*3,155*	*2,231*	*3,111*	*1,643*
„ *Madras*	*74*	*606*	*143*	*93*	*95*	*2,505*	*9,724*	*3,196*	*3,322*	*2,817*
„ *Burma*	..	*68*	*64*	*66*	*36*	..	*1,195*	*1,199*	*1,158*	*1,793*
TOTAL	583	1,608	1,046	1,485	784	11,447	36,214	30,323	35,355	24,932
(iii) *Preparations containing (i) and/or (ii) above except preparations containing no heroine and not more than 0·2 per cent of morphine**—	Ounces	Ounces	Ounces	Ounces	Ounces					
United Kingdom—United Kingdom	549	380	254	535	304	19,872	12,786	8,276	8,179	10,478
Germany—Germany	..	5	241	10	20	..	75	2,445	127	110
Germany—Netherlands	..	..	179	51	..	..	..	2,797	794	..
Germany—Belgium	11	2	37	58	..	469	12	638	1,280	..
Netherlands—Netherlands	..	..	12	..	..	..	..	259	..	..
Belgium—Belgium	..	..	..	237	..	..	..	..	2,468	..
France—France	..	..	34	..	..	..	..	548	..	..
Switzerland—Switzerland	1	3	2	4	9	440	857	392	958	1,093
Switzerland—Germany	..	..	40	..	..	..	..	406	..	..
Italy—Italy	..	..	..	..	..	88	22	70	46	..
Switzerland—France	7	1	3	7	..	1,596	619	741	2,004	230
United States of America—United States of America	5	..	51	3	5	700	..	1,341	370	845
Share of Bengal	*237*	*34*	*20*	*18*	*88*	*11,338*	*1,479*	*890*	*820*	*4,582*
„ *Bombay*	*138*	*246*	*769*	*792*	*149*	*3,648*	*9,691*	*15,834*	*12,398*	*4,954*
„ *Sind*	*24*	*52*	*48*	*38*	*55*	*312*	*634*	*489*	*449*	*466*
„ *Madras*	*68*	*47*	*21*	*58*	*46*	*2,630*	*2,327*	*1,109*	*3,004*	*3,666*
„ *Burma*	*11*	*12*	..	..	..	*197*	*230*	..	..	..
TOTAL	573	391	853	900	338	23,115	14,371	18,018	16,171	13,656

* The quantity figures shown against this head represent the net weight of the drugs contained in the preparations.

SPECIAL TABLE (IMPORTS)

(OPIUM AND OTHER DANGEROUS DRUGS)

No. 15-A—IMPORTS—*continued*

ARTICLES, AND COUNTRIES; ALSO SHARE OF EACH PROVINCE	QUANTITY					VALUE				
	1932-33	1933-34	1934-35	1935-36	1936-37	1932-33	1933-34	1934-35	1935-36	1936-37
1. NARCOTIC DRUGS, RESTRICTED (UNDER THE HAGUE OPIUM CONVENTION, 1912, DANGEROUS DRUGS CONVENTION, GENEVA 1925 AND LIMITATION CONVENTION, GENEVA, 1931)—*continued*	Ounces	Ounces	Ounces	Ounces	Ounces	R	R	R	R	R
(iv) *Benzoyl-morphine and other esters of morphine; and their salts and preparations (a)*—										
Germany—Germany	..	..	1	..	..	..	..	50	..	..
Ceylon—Ceylon	..	..	..	..	..	*46*	..	..	..	..
Share of Bombay	..	..	*1*	..	..	..	..	*50*	..	..
„ *Sind*	..	..	..	..	..	*46*	..	..	..	..
TOTAL	..	..	1	..	..	46	..	50	..	..
(v) *Dihydro-oxycodeinone (Eucodal), Dihydro-codeinone (Dicodide), Dihydromorphinone (Dilaudide), Acetyldihydro-codeinone or Acetyldemethylo-dihydrothebaine (Acedicone), Dihydro morphine (Dihydro-morphinum or Paramorfan), their esters and the salts of any of these Substances, and of their esters, and preparations containing any of these Substances, their salts, their esters or salts of their esters (b)*—	Ounces	Ounces	Ounces	Ounces	Ounces					
United Kingdom—										
United Kingdom	..	4	..	41	..	..	90	7	729	.
Germany—Germany	10	99	79	1	32	2,573	3,165	3,979	509	11,615
Germany—Netherlands	12	2	42	..	5	3,941	627	4,850	1,008	1,420
Germany—Belgium	1	9	22	42	16	69	2,131	746	4,602	5,861
Netherlands—Netherlands	8	7	18	17	12	2,644	1,940	5,431	5,266	3,727
Belgium—Belgium	..	..	..	12	15	..	..	..	3,802	6,807
Switzerland—Switzerland	..	..	24	..	..	..	..	232	..	..
Share of Bengal	*18*	*10*	*30*	*30*	*59*	*5,131*	*3,291*	*8,486*	*9,577*	*22,079*
„ *Bombay*	*13*	*11*	*66*	*42*	*21*	*4,010*	*3,758*	*5,596*	*5,610*	*7,215*
„ *Sind*	..	..	..	..	..	*36*	..	..	..	*36*
„ *Madras*	..	*100*	*91*	*41*	..	..	*1,904*	*1,163*	*729*	..
TOTAL	81	121	185	118	80	9,227	7,053	15,245	15,916	29,430

(*a*) Figures prior to 1936-37 relate to "Dilaudide: and benzoyl-morphine and other esters of morphine".
(*b*) Figures prior to 1936-37 relate to "Eucodal (Hydrochlorate of dihydroxycodeinone) and dicodide (Hydrocodeinon) and their salts and preparations".

No. 15-A—IMPORTS—*continued*

ARTICLES, AND COUNTRIES; ALSO SHARE OF EACH PROVINCE	QUANTITY					VALUE				
	1932-33	1933-34	1934-35	1935-36	1936-37	1932-33	1933-34	1934-35	1935-36	1936-37
						R	R	R	R	R
1. NARCOTIC DRUGS, RESTRICTED (UNDER THE HAGUE OPIUM CONVENTION, 1912, DANGEROUS DRUGS CONVENTION, GENEVA, 1925 AND LIMITATION CONVENTION, GENEVA, 1931)—*continued*					Ounces					
(vi) *N-Oxymorphine (Genomorphine), the morphine-N-oxide-derivatives and the other pentavalent nitrogen morphine derivatives and their respective preparations* (a) . . .	—	—	—	—	..	—	—	—	—	..
(vii) *Methylmorphine (Codeine), Ethylmorphine (Dionine), Benzoyl-morphine (Peronine), and other ethers of morphine and their salts* (b)—				Ounces	Ounces					
United Kingdom—United Kingdom . .	—	—	—	405	181	—	—	—	2,770	3,60
Germany—Germany . .	—	—	—	180	170	—	—	—	1,619	2,928
Germany—Netherlands .	—	—	—	50	37	—	—	—	353	73
Germany—Belgium . .	—	—	—	29	113	—	—	—	412	2,31
Netherlands—Netherlands .	—	—	—	72	55	—	—	—	783	98
Belgium—Belgium . .	—	—	—	368	189	—	—	—	4,262	2,17
France—France . .	—	—	—	48	..	—	—	—	479	..
Switzerland—Germany .	—	—	—	78	..	—	—	—	933	..
Switzerland—Belgium .	—	—	—	33	..	—	—	—	401	..
Spain—France . . .	—	—	—	..	1	—	—	—	..	13
United States of America—United States of America .	—	—	—	7	13	—	—	—	717	1,98
Share of Bengal . .	—	—	—	*584*	*373*	—	—	—	*6,243*	*6,95*
„ *Bombay* . .	—	—	—	*549*	*297*	—	—	—	*6,935*	*6,35*
„ *Sind* . . .	—	—	—	*99*	*70*	—	—	—	*569*	*1,10*
„ *Madras* . .	—	—	—	*23*	*89*	—	—	—	*309*	*1,16*
„ *Burma* . .	—	—	—	*19*	*30*	—	—	—	*274*	*35*
TOTAL .	—	—	—	1,279	759	—	—	—	13,330	14,84
(viii) *Preparations of Benzoyl-morphine (Peronine) and other ethers of morphine except for Codeine and dionine Compounds which are adopted to a normal therapeutic use* (a) .	—	—	—	—	Ounces ..	—	—	—	—	..
(ix) *Thebaine, its Salts and preparations containing thebaine, its salts or its esters or salts of its esters* (a)	—	—	—	—	Ounces ..	—	—	—	—	..

(a) Shown separately from 1936-37.
(b) Separately recorded from 1935-36 figures for which relate to "Methyl-morphine (codeine)" only.

No. 15A—Imports—*continued*

Articles, and countries; also share of each province	Quantity 1932-33	1933-34	1934-35	1935-36	1936-37	Value 1932-33	1933-34	1934-35	1935-36	1936-37
						R	R	R	R	R
1. Narcotic drugs, restricted (under the Hague Opium Convention, 1912, Dangerous Drugs Convention, Geneva 1925 and Limitation Convention, Geneva, 1931)—*continued*										
	Ounces	Ounces	Ounces	Ounces	Ounces					
(x) *Coca leaves and crude cocaine*—*										
United Kingdom—United Kingdom	..	1	..	..	..	..	35	..	..	..
Germany—Germany	1	..	..	..	..	36	..	..	..	..
Germany—Belgium	..	..	..	..	..	..	..	14	..	..
Share of Bengal	..	*1*	..	..	..	..	*35*	..	..	..
" *Bombay*	*1*	..	..	..	..	*36*	..	*14*	..	..
TOTAL	1	1	..	..	..	36	35	14	..	..
(xi) *Ecgonine, its salts, esters of ecgonine and their salts and preparations containing ecgonine, its salts, its esters or salts of its esters other than cocaine (a)*	—	—	—	—	..	—	—	—	—	..
	Ounces	Ounces	Ounces	Ounces	Ounces					
(xii) *Cocaine and its salts*—										
United Kingdom—United Kingdom	506	698	485	303	150	10,514	16,402	12,704	9,465	5,036
Germany—Germany	189	373	325	319	277	4,104	8,991	9,190	9,557	7,815
Germany—Netherlands	277	127	187	127	60	5,844	2,814	4,473	3,488	1,541
Germany—Belgium	70	132	156	143	129	1,616	2,854	3,774	3,805	3,304
Netherlands—Netherlands	7	..	..	22	144	232	..	..	687	3,799
France—France	..	..	..	..	..	..	..	6	..	..
China—China	..	..	..	..	..	..	84	..	..	..
Egypt—Egypt	..	..	..	..	..	..	..	..	12	
Share of Bengal	*21*	*780*	*595*	*440*	*370*	*625*	*18,595*	*16,240*	*13,738*	*10,439*
" *Bombay*	*452*	*305*	*388*	*300*	*259*	*9,737*	*6,686*	*9,371*	*8,334*	*7,059*
" *Sind*	*102*	*134*	*145*	*127*	*115*	*2,334*	*4,578*	*3,744*	*3,732*	*3,465*
" *Madras*	*429*	*13*	*23*	..	*13*	*8,710*	*326*	*728*	..	*449*
" *Burma*	*45*	*43*	*4*	*47*	*3*	*904*	*960*	*64*	*1,160*	*88*
TOTAL	1,049	1,330	1,153	914	760	22,310	31,145	30,147	26,964	21,495
(xiii) *Preparations of cocaine containing more than 0·1 per cent of cocaine, manufactured from coca leaf (extract, fluid extract, tincture) or from cocaine*†—	Ounces	Ounces	Ounces	Ounces	Ounces					
United Kingdom—United Kingdom	362	1	22	11	239	8,778	683	479	997	5,794
Germany—Germany	193	1	8	4	20	4,579	24	126	92	274
Germany—Netherlands	5	..	..	5	3	146	..	..	124	46
Germany—Belgium	..	2	6	7	..	..	56	224	112	..
Netherlands—Netherlands	15	..	..	..	..	339	..	..	..	..
Belgium—Belgium	9	..	..	..	..	207	..	..	..	..
Share of Bengal	*578*	..	..	*1*	..	*13,363*	*428*	*146*	*505*	*832*
" *Bombay*	*5*	*3*	*28*	*12*	*5*	*672*	*298*	*557*	*375*	*119*
" *Sind*	..	..	..	*2*	..	*4*	..	..	*34*	*1*
" *Madras*	..	*1*	*3*	*12*	*257*	..	*29*	*126*	*411*	*5,162*
" *Burma*	*1*	..	..	..	..	*10*	*8*	..	..	..
TOTAL	584	4	31	27	262	14,049	763	829	1,325	6,114

* Figures prior to 1936-37 include those of ecgonine.
(a) Shown separately from 1936-37.
† The quantity figures shown against these heads represent the net weight of the drugs contained in the preparations.

No. 15A—IMPORTS—*concluded*

ARTICLES, AND COUNTRIES; ALSO SHARE OF EACH PROVINCE	QUANTITY					VALUE				
	1932-33	1933-34	1934-35	1935-36	1936-37	1932-33	1933-34	1934-35	1935-36	1936-37
I. NARCOTIC DRUGS, RESTRICTED (UNDER THE HAGUE OPIUM CONVENTION, 1912, DANGEROUS DRUGS CONVENTION, GENEVA, 1925 AND LIMITATION CONVENTION, GENEVA, 1931)—*concluded*						R	R	R	R	R
(xiv) *Indian hemp and its galenical preparations (extract and tinctures)*—	Ounces	Ounces	Ounces	Ounces	Ounces					
United Kingdom—United Kingdom	125	530	499	339	281	899	743	280	692	107
Germany—Germany	176	660	1,095	2,491	1,496	206	697	434	799	579
Germany—Netherlands	198	32	48	32	112	210	32	54	32	155
Germany—Belgium	32	136	212	204	48	29	140	210	211	80
Italian East Africa—Italian East Africa	..	..	32	..	..	..	..	32	..	..
United States of America—United States of America	..	..	..	34	..	..	..	..	10	..
Share of Bengal	*128*	*177*	*208*	*1,564*	*1,169*	*181*	*288*	*90*	*662*	*417*
,, *Bombay*	*291*	*966*	*1,524*	*1,093*	*763*	*279*	*685*	*819*	*606*	*461*
,, *Sind*	*59*	*225*	*146*	*618*	*9*	*698*	*639*	*73*	*396*	*13*
,, *Madras*	*32*	..	..	..	..	*199*	..	..	..	..
,, *Burma*	..	..	*8*	*20*	..	..	..	*84*	181	..
TOTAL	531	1,358	1,886	3,100	1,987	1,363	1,612	1,066	1,744	891
(xv) *Resins of Indian hemp and their ordinary preparations*	—	—	—	—	Ounces ..	—	—	—	—	..
	Ounces	Ounces	Ounces	Ounces	Ounces					
TOTAL OF NARCOTIC DRUGS, RESTRICTED	2,196	4,757	5,284	8,011	5,299	81,733	92,672	96,056	1,12,267	1,11,710
II. NARCOTIC DRUGS, UNRESTRICTED—										
United Kingdom—United Kingdom	—	—	—	—	—	59,965	54,114	48,967	65,331	58,181
United Kingdom—United States of America	—	—	—	—	—	..	..	..	..	347
Germany—Germany	—	—	—	—	—	4,502	6,522	10,100	9,008	20,733
Germany—Netherlands	—	—	—	—	—	59	1,882	1,539	80	3,918
Germany—Belgium	—	—	—	—	—	..	800	1,144	682	7,687
Germany—France	—	—	—	—	—	..	47	..	..	..
Netherlands—Netherlands	—	—	—	—	—	1,714	1,050	1,365	171	645
Belgium—Belgium	—	—	—	—	—	..	2	279	271	157
France—France	—	—	—	—	—	2,872	1,144	562	343	1,013
France—Belgium	—	—	—	—	—	..	..	..	..	204
Spain—France	—	—	—	—	—	..	..	..	287	1,005
Switzerland—France	—	—	—	—	—	..	..	1,192	..	1,207
Switzerland—Switzerland	—	—	—	—	—	1,506	341	99	..	..
Italy—Italy	—	—	—	—	—	188	..	..		592
Spain—Spain	—	—	—	—	—	..	..	..	..	965
Straits Settlements—Straits Settlements	—	—	—	—	—	..	..	..	23	..
Hongkong—Hongkong	—	—	—	—	—	..	..	106	468	108
Japan—Japan	—	—	—	—	—	..	163	906	222	..
Egypt—Egypt	—	—	—	—	—	32	..	..	..	..
Canada—Canada	—	—	—	—	—	..	66	..	..	..
United States of America—United States of America	—	—	—	—	—	4,881	2,611	2,041	3,892	13,994
Share Bengal	—	—	—	—	—	*17,798*	*11,710*	*4,480*	*5,754*	*11,272*
,, *Bombay*	—	—	—	—	—	*11,538*	*12,685*	*19,462*	*25,595*	*51,411*
,, *Sind*	—	—	—	—	—	*2,037*	*3,814*	*6,747*	*6,318*	*13,530*
,, *Madras*	—	—	—	—	—	*34,717*	*37,143*	*30,532*	*34,975*	*30,017*
,, *Burma*	—	—	—	—	—	*2,359*	*3,390*	*7,089*	*7,638*	*4,196*
TOTAL	—	—	—	—	—	76,009	68,742	68,300	80,276	1,11,020

* Shown Separately from 1936-37.

No. 15B—Re-Exports

Quantity and value of Re-exports of opium and other dangerous drugs (classified under certain special heads) by sea from British India in each official year from 1932-33 to 1936-37.

Note 1.—The first country stands for the country of final destination and the second for the country to which immediately shipped (i.e., the country where the first transhipment, if any, is intended to take place).

Note 2.—The figures in this table do not always agree with those in the general tables, the trade headings not being uniform in cases with the headings given below.

Articles, and countries; also share of each province	Quantity					Value				
	1932-33	1933-34	1934-35	1935-36	1936-37	1932-33	1933-34	1934-35	1935-36	1936-37
1. Narcotic drugs, restricted (under the Hague Opium Convention, 1912, Dangerous Drugs Convention, Geneva, 1925 and Limitation Convention, Geneva, 1931)—	Ounces	Ounces	Ounces	Ounces	Ounces	Rs	Rs	Rs	Rs	Rs
(i) *Opium, crude and manufactured*—										
Germany—Germany	..	..	..	52,920	..	..	..	..	59,685	..
France—France	..	6,090	..	..	..	..	1,400	..	..	..
China—China	..	..	..	320	..	..	..	..	1,000	..
Share of Bombay	..	*6,090*	..	53,240*	..	..	*1,400*	..	60,685*	..
	Ounces	Ounces	Ounces	Ounces	Ounces					
(ii) *Morphine and diacetyl-morphine (heroine) and their salts*—										
Aden and Dependencies—										
Aden and Dependencies	..	..	..	..	..	1	..	..	..	..
Bahrein Islands—Bahrein Islands	..	..	..	..	..	13	..	..	47	..
Iran—Iran	..	..	..	..	..	7	..	..	..	..
Abyssinia—Abyssinia	..	..	..	..	..	..	..	..	32	..
Maskat Territory and Trucial Oman—Maskat Territory and Trucial Oman	..	..	..	..	..	28	..	..	..	..
Share of Bengal	..	..	..	..	..	*49*	..	..	..	..
,, *Bombay*	..	..	..	..	..	..	..	..	*32*	..
,, *Sind*	..	..	..	..	..	..	..	..	*47*	..
TOTAL	..	..	..	..	..	49	..	..	79	..
(iii) *Preparations containing (i) and/or (ii) above, except preparations containing no heroine and not more than 0·2 per cent of morphine (a)*—	Ounces	Ounces	Ounces	Ounces	Ounces					
Aden and Dependencies—										
Aden and Dependencies	..	..	..	..	..	5	..	..	..	..
Bahrein Islands—Bahrein Islands	..	..	..	..	..	..	14	..	13	..
British Borneo—British Borneo	..	..	..	..	..	12	..	..	..	..
Abyssinia—Abyssinia	..	..	..	..	..	..	..	..	4	..
Iran—Iran	..	..	..	..	..	1	..	..	..	..
Share of Bombay	..	..	..	..	..	*18*	*14*	..	*14*	..
,, *Sind*	..	..	..	..	..	..	..	..	*3*	..
TOTAL	..	..	..	..	..	18	14	..	17	..
	Ounces	Ounces	Ounces	Ounces	Ounces					
(iv) *Benzoyl-morphine and other esters of morphine, and their salts and preparation (b)*	..	..	..	..	..	..	..	..	..	..
(v) *Dihydro-Oxycodeinone (Eucodal) Dihydro-codeinone (Dicodide), Dihydro-morphinone (Dilaudide) Acetyldihydro-codeinone or Acetyldemethylo-dihydrothebaine (Acetilcone), Dihydromorphine (Dihydro-morphinum or Paramorfan), their esters and the Salts of any of these substances and of their esters and preparations containing any of these substances, their Salts, their esters or Salts of their esters (c)*	Ounces	Ounces	Ounces	Ounces	Ounces					
	..	..	..	..	..	..	..	..	..	..
(vi) *N-oxymorphine (Genomorphine), the morphine-N-oxide-derivatives and other pentavalent nitrogen morphine derivatives and their respective preparations (d)*					Ounces					
	—	—	—	—	..	—	—	—	—	..

* Includes "Afghan Opium" in transit.

(a) The quantity figures shown against these heads represent the net weight of the drugs contained in the preparation.

(b) Prior to 1936-37 this head related to "Dilaudide: and benzoyl-morphine and other esters of morphine".

(c) Prior to 1936-37 this head related to "Eucodal (Hydrochlorate of dihydroxy-codeinone) and dicodide (Hydro-codeinone), and their salts and preparations".

(d) Separately recorded from 1936-37.

(OPIUM AND OTHER DANGEROUS DRUGS)

No. 15B—RE-EXPORTS—*continued*

ARTICLES, AND COUNTRIES; ALSO SHARE OF EACH PROVINCE	QUANTITY					VALUE				
	1932-33	1933-34	1934-35	1935-36	1936-37	1932-33	1933-34	1934-35	1935-36	1936-37
						R	R	R	R	R
I. NARCOTIC DRUGS, RESTRICTED (UNDER THE HAGUE OPIUM CONVENTION, 1912, DANGEROUS DRUGS CONVENTION, GENEVA, 1925 AND LIMITATION CONVENTION, GENEVA, 1931)—*continued*				Ounces	Ounces					
(vii) *Methylmorphine (Codeine), Ethylmorphine (Dionine), Benzoyl-morphine (Peronine) and other ethers of morphine and their Salts* (a)	—	—	—	..	..	—	—	—	..	..
(viii) *Preparations of Benzyl morphine (Peronine) and other ethers of morphine except for Codeine and dionine compounds which are adopted to a normal therapeutic use* (b)	—	—	—	—	..	—	—	—	..	..
(ix) *Thebaine, its Salts and preparations containing thebaine, its Salts, or its esters or Salts of its esters* (b)	—	—	—	—	..	—	—	—	—	..
	Ounces	Ounces	Ounces	Ounces	Ounces					
(x) *Coca leaves, and crude cocaine* (c)	..	..	..	..	—	..	..	..	..	..
(xi) *Ecgonine, its Salts, esters of ecgonine and their Salts and preparations containing ecgonine, its Salts, its esters or Salts of esters other than cocaine* (b)	—	—	—	—	..	—	—	—	—	..
(xii) *Cocaine and its salts*—	Ounces	Ounces	Ounces	Ounces	Ounces					
Maskat Territory and Trucial Oman—Maskat Territory and Trucial Oman	1	..	..	..	..	70	..	..	..	..
Aden and Dependencies—Aden and Dependencies	..	..	..	..	..	12	..	..	..	..
Bahrein Islands—Bahrein Islands	..	198	..	..	..	26	89	..	42	..
Iran—Iran	..	..	..	..	..	7	..	..	..	..
Share of Bombay	..	2	..	..	..	45	72	..	..	
" *Sind*	1	196	..	..	..	70	17	..	42	..
TOTAL	1	198	..	..	..	115	89	..	42	..
(xiii) *Preparations of Cocaine Containing more than 0·1 per cent of Cocaine, manufactured from Coca leaf (extract, fluid extract, tincture) or from Cocaine**—	Ounces	Ounces	Ounces	Ounces	Ounces					
Bahrein Islands—Bahrein Islands	..	..	..	..	..	5	..	..	..	..
Iran—Iran	..	..	..	..	..	1	..	..	..	..
Share of Bombay	..	..	..	..	..	6	..	..	..	..
(xiv) *Indian hemp and its galenical preparations (extract and tincture)*	..	..	..	..	..	..	..	..	..	..
(xv) *Resins of Indian hemp and their ordinary preparations* (b)	—	—	—	—	..	—	—	—	—	..
TOTAL OF NARCOTIC DRUGS, RESTRICTED	Ounces 1	Ounces 6,288	Ounces ..	Ounces 53,340†	Ounces ..	188	1,503	..	60,333†	..
II. NARCOTIC DRUGS, UNRESTRICTED—										
Aden and Dependencies—Aden and Dependencies	—	—	—	—	—	7	..	..	..	..
Bahrein Islands—Bahrein Islands	—	—	—	—	—	12	..	..	56	..
Iran—Iran	—	—	—	—	—	25	..	..	..	..
Germany—Germany	—	—	—	—	—	..	11	76,225	..	..
Maskat Territory and Trucial Oman—Maskat Territory and Trucial Oman	—	—	—	—	—	106	..	..	..	..
TOTAL	—	—	—	—	—	150	11	76,225	56	..
Share of Bombay	—	—	—	—	—	125	..	76,225	..	..
" *Sind*	—	—	—	—	—	25	11	..	56	..
TOTAL	—	—	—	—	—	150	11	76,225	56	..

(a) Recorded separately from 1935-36 but this head related to "Methylmorphine (codeine)" only in that year.
(b) Shown separately from 1936-37.
(c) Prior to 1936-37 this head included "ecgonine".
* The quantity figures shown against these heads represent the net weight of the drugs contained in the preparations.
† Includes "Afghan opium" in transit.

No. 15C—Exports

Quantity and value of Exports of opium and other dangerous drugs (classified under certain special heads) by sea from British India in each official year from 1932-33 to 1936-37.

Note 1.—The first country stands for the country of final destination and the second for the country to which immediately shipped (*i.e.*, the country, where the first transhipment, if any, is intended to take place).

Note 2.—The figures in this table do not always agree with those in the general tables, the trade headings not being uniform in all cases with the headings given below.

Articles, and Countries; also Share of each Province	Quantity					Value				
	1932-33	1933-34	1934-35	1935-36	1936-37	1932-33	1933-34	1934-35	1935-36	1936-37
	Ounces	Ounces	Ounces	Ounces	Ounces	R	R	R	R	R
I. Narcotic drugs, restricted under the Hague Opium Convention, 1912, Dangerous Drugs Convention Geneva, 1925, and Limitation Convention, Geneva, 1931)										
Raw, crude and manufactured—										
United Kingdom—United Kingdom	..	40	..	..	..	..	40	..	..	..
Aden and Dependencies—Aden and Dependencies	..	2,704	..	..	..	..	3,078	..	..	..
Ceylon—Ceylon	35,840	26,880	17,920	8,960	..	64,000	48,000	32,000	16,000	..
Straits Settlements—Straits Settlements	1,756,160	2,020,496	1,008,000	566,720	..	31,36,000	36,08,000	18,00,000	10,12,000	
British Borneo—British Borneo	..	33,600	..	..	..	..	60,000	..		
British Borneo—Straits Settlements	71,680	80,600	24,640	..	..	1,28,000	1,30,000	44,000	..	
Hongkong—Hongkong	107,520	..	..	..	..	1,92,000	..	..	..	..
Hongkong—Straits Settlements	..	82,880	53,760	..	..	..	1,48,000	9 ,000	..	..
Zanzibar and Pemba—Zanzibar and Pemba	512	384	96	416	384	1,200	900	225	975	900
Siam—Straits Settlements	..	2,723,840	..	..	..	..	48,64,000	..	..	..
French Indo-China—French Indo-China	629,440	1,344,000	..	..	..	11,24,000	24,00,000	..	..	..
French Indo-China—Madras	..	..	380,800	..	..	..	..	6,80,000	..	..
Denmark—Denmark	..	..	..	846	..	..	..	..	667	..
Japan—Japan	7	..	..	..	..	35	..	..	..	..
TOTAL	2,601,159	6,324,424	1,485,216	576,942	384	46,45,235	1,12,92,018	26,52,225	10,29,642	900
Share of Bengal	*2,600,647*	*6,321,296*	*1,485,120*	*576,526*	..	*46,44,035*	*1,12,88,000*	*26,52,000*	*10,28,667*	..
" *Bombay*	*512*	*3,128*	*96*	*416*	*384*	*1,200*	*4,018*	*225*	*975*	*900*
TOTAL	2,601,159	6,324,424	1,485,216	576,942	384	46,45,235	1,12,92,018	26,52,225	10,29,642	900

No. 15C—EXPORTS—*continued*

ARTICLES, AND COUNTRIES; ALSO SHARE OF EACH PROVINCE	QUANTITY					VALUE				
	1932-33	1933-34	1934-35	1935-36	1936-37	1932-33	1933-34	1934-35	1935-36	1936-37
	Ounces	Ounces	Ounces	Ounces	Ounces	R	R	R	R	R
I. NARCOTIC DRUGS, RESTRICTED (UNDER THE HAGUE OPIUM CONVENTION, 1912, DANGEROUS DRUGS CONVENTION, GENEVA, 1925 AND LIMITATION CONVENTION, GENEVA, 1931)—*continued*										
(ii) *Morphine and diacetyl-morphine (heroine) and their salts*—										
United Kingdom—United Kingdom	6,000	16,488	5,680	16,704	11,728	14,816	61,922	22,667	76,647	55,999
Share of Bengal . .	*6,000*	*16,488*	*5,680*	*16,704*	*11,728*	*14,816*	*61,922*	*22,667*	*76,647*	*55,999*
	Ounces	Ounces	Ounces	Ounces	Ounces					
(iii) *Preparations containing(i) and/or (ii) above, except preparations containing no heroine and not more than 0·2 per cent of morphine,* (a) .	..	..	..	..	..	..	..	..	..	..
	Ounces	Ounces	Ounces	Ounces	Ounces					
(iv) *Benzoyl-morphine and other esters of morphine; and their salts and preparations* (b) . . .	..	..	..	..	..	..	..	..	..	..
	Ounces	Ounces	Ounces	Ounces	Ounces					
(v) *Dihydro-oxycodeinon (Eucodal), Dihydrocodeinon (Dicodide), Dihydro-morphinon (Dilaudide), Acetyldihydrocodeinon or Acetyl-demethylo-dihydrothebaine (Acedicone), Dihydromorphine (Dihydromorphinum or Paramorfan), their esters and the salts of any of these substances, and of their esters, and preparations containing any of these substances, their salts their esters or salts of their esters* (c)—										
United Kingdom—United Kingdom . . .	..	..	1,520	..	..	..	..	7,600	..	..
Share of Bengal . . .	..	..	*1,520*	..	..	..	..	*7,600*	..	..
	Ounces	Ounces	Ounces	Ounces	Ounces					
(vi) *N-oxymorphine (Genomorphine), the morphine-N-oxide-derivatives and the other pentavalent nitrogen morphine derivatives and their respective preparations* (d) . .	—	—	—	—	..	—	—	—	—	..
	Ounces	Ounces	Ounces	Ounces	Ounces					
(vii) *Methyl-morphine (Codeine), Ethylmorphine dionine) Benzyl-morphine(Peronine), and other ethers of morphine and their salts* (e)—										
United Kingdom—United Kingdom . . .	—	—	—	2,640	2,400	—	—	—	12,667	54,000
Share of Bengal . . .	—	—	—	*2,640*	*2,400*	—	—	—	*12,667*	*54,000*

(a) The quantity figures shown against this head represent the net weight of the drugs contained in the preparations
(b) Prior to 1936-37 this head related to " Dilaudide ; and benzoyl-morphine and other esters of morphine ".
(c) Prior to 1936-37 this head related to " Eucodal (Hydrochiorate of dihydroxy-codeinon) and dicodide (Hydro-codeinon), and their salts and preparations ".
(d) Separately recorded from 1936-37.
(e) Separately recorded from 1935-36 but this head related to " Methyl-morphine (codeine) " only in that year.

SPECIAL TABLE (EXPORTS)

(OPIUM AND OTHER DANGEROUS DRUGS)

No. 15C—EXPORTS—*concluded*

ARTICLES, AND COUNTRIES; ALSO SHARE OF EACH PROVINCE	QUANTITY					VALUE				
	1932-33	1933-34	1934-35	1935-36	1936-37	1932-33	1933-34	1934-35	1935-36	1936-37
						R	R	R	R	R
I.—NARCOTIC DRUGS, RESTRICTED (UNDER THE HAGUE OPIUM CONVENTION, 1912, DANGEROUS DRUGS CONVENTION, GENEVA, 1925, AND LIMITATION CONVENTION, GENEVA, 1931)—*concluded*					Ounces					
(viii) *Preparations of Benzyl-morphine (Peronine) and other ethers of morphine except for codeine and dionine compounds which are adopted to a normal therapeutic use* (a)	—	—	—	—	..	—	—	—	—	..
(ix) *Thebaine, its salts and preparations containing thebaine, its salts, or its esters or salts of its esters* (a)	—	—	—	—	Ounces ..	—	—	—	—	..
	Ounces	Ounces	Ounces	Ounces	Ounces					
(x) *Coca leaves, and crude cocaine* (b)	..	..	..	..	..	..	..	..	..	..
(xi) *Ecgonine, its salts, esters of ecgonine and their salts and preparations containing ecgonine, its salts, its esters or salts of its esters other than cocaine* (a)	—	—	—	—	..	—	—	—	—	..
(xii) *Cocaine and its salts*	..	..	..	..	..	..	..	..	..	..
(xiii) *Preparations of cocaine containing more than 0·1 per cent of cocaine, manufactured from coca leaf (extract, fluid extract, tincture) or from cocaine**	..	..	..	..	..	..	..	..	..	..
	Ounces	Ounces	Ounces	Ounces	Ounces					
(xiv) *Indian hemp and its galenical preparations (extract and tincture)*—										
United Kingdom—United Kingdom	13,376	5,376	8,960	2,400	8,064	15,618	6,500	9,757	3,200	9,320
France—France	..	..	..	3,584	..	..	..	..	4,000	..
British West India Islands—British West India Islands	3,136	13,216	11,040	12,160	12,480	768	9,486	15,926	17,789	19,048
TOTAL	16,512	18,592	20,000	18,144	20,544	16,386	15,986	25,683	24,989	28,368
Share of Bengal	*3,136*	*13,216*	*11,040*	*12,160*	*11,480*	*768*	*9,486*	*15,926*	*17,789*	*18,048*
,, *Bombay*	*13,376*	*5,376*	*8,960*	*5,984*	*8,064*	*15,618*	*6,500*	*9,757*	*7,200*	*10,320*
TOTAL	16,512	18,592	20,000	18,144	20,544	16,386	15,986	25,683	24,989	28,368
(xv) *Resins of Indian hemp and their ordinary preparations* (a)	—	—	—	—	Ounces ..	—	—	—	—	..
	Ounces	Ounces	Ounces	Ounces	Ounces					
TOTAL OF NARCOTIC DRUGS, RESTRICTED	2,023,671	6,359,483	1,513,416	614,480	35,056	46,75,937	1,18,69,876	27,08,175	11,43,945	1,39,767
II. NARCOTIC DRUGS, UNRESTRICTED	—	—	—	—	—	..	5,265	..	4,400	..

(a) Shown separately from 1936-37.
(b) Prior to 1936-37 this head included "ecgonine".
* The quantity figures shown against these heads represent the net weight of the drugs contained in the preparations.

GOLD—IMPORTS and EXPORTS

No. 16

TOTAL QUANTITY and VALUE of the REGISTERED IMPORTS and EXPORTS of GOLD COIN and BULLION, in each Official Year from 1932-33 to 1936-37.

COUNTRIES		IMPORTS					EXPORTS				
		1932-33	1933-34	1934-35	1935-36	1936-37	1932-33	1933-34	1934-35	1935-36	1936-37
		Ounces	Ounces	Ounces	Ounces	Ounces	Ounces	Ounces	Ounces	Ounces	Ounces
QUANTITY											
United Kingdom (*including* Channel Islands)	Private	51	4,915	660	13,594	108,344	5,069,913	5,207,363	3,781,616	2,629,749	1,350,220
	Govt.	..	..	..	..	..	..	..	..	..	..
Aden and Dependencies		15,758	15,812	11,993	5,841	4,242	18	51	..	486	89
Bahrein Islands		26,206	14,658	5,796	4,741	6,256	..	..	..	..	..
Ceylon (*excluding* Maldives)		69,506	62,080	40,274	36,154	27,056	517	..	..	6	761
Straits Settlements		..	293	..	..	97	..	..	..	..	346
Federated Malay States		..	..	..	..	..	..	..	..	..	..
Hongkong		368	370	..	..	196	..	..	..	..	..
Union of South Africa		7,914	644	66	..	..	..	..	..	..	..
Zanzibar and Pemba		4,840	4,005	1,648	1,028	2	..	..	..	284	..
Kenya Colony		2,750	2,762	809	..	..	..	..	..	852	2,620
Tanganyika Territory		..	..	..	..	41	..	..	..	..	80
Anglo-Egyptian Sudan		1,087	54	..	..	..	..	..	..	151	1,478
Mauritius and Dependencies (*including* Seychelles)		802	1,042	722	1,821	1,071	..	..	..	..	..
Commonwealth of Australia		..	..	..	..	..	..	..	..	..	..
New Zealand		..	..	..	..	..	..	..	..	..	..
TOTAL BRITISH EMPIRE	Private	132,377	106,141	62,098	68,179	147,896	5,070,448	5,207,414	3,781,618	3,630,976	1,355,722
	Govt.	..	..	..	..	..	..	..	..	..	..
Netherlands		..	..	..	..	..	552,479	230,752	68,072	72,145	29,843
Belgium	Private.	..	..	..	9	..	..	..	..	..	..
	Govt.	..	..	..	..	..	..	..	..	..	..
France		..	..	50	4,961	8,698	41,879	278,718	68,838	74,481	..
Italy (*including* Fiume)		..	..	..	..	..	2,344	66,021	..	..	..
Maskat Territory and Trucial Oman		13,340	14,555	10,253	6,929	7,800	..	..	..	..	..
Other Native States in Arabia		13,758	11,550	7,473	13,256	12,860	2,812	..	..	..	..
Iraq		4,857	245	118	136	1,095	..	..	598	281	..
Iran		24	..	..	..	..	..	..	..	..	..
Java		..	..	..	..	..	..	703	558	..	..
Borneo (Dutch)		..	..	..	..	..	..	..	..	..	..
Japan		..	..	..	..	..	..	..	..	..	..
China (*exclusive of* Hongkong and Macao)		..	410	..	1	..	..	..	..	75	..
Egypt		..	..	..	..	2	..	..	..	..	..
Portuguese East Africa		2,476	..	..	..	..	..	..	..	..	..
Italian East Africa (Eritrea and Somaliland)		60	..	..	..	..	..	..	..	..	..
United States of America		10	..	..	..	..	2,856,290	1,042,591	1,865,128	1,344,815	1,797,252
TOTAL FOREIGN COUNTRIES	Private	40,035	26,760	17,894	40,282	25,865	3,455,798	1,622,785	1,998,194	1,491,747	1,827,095
	Govt.	..	..	..	..	..	..	..	..	..	..
GRAND TOTAL QUANTITY	Private	172,412	134,901	79,992	108,461	172,781	8,526,241	6,830,199	5,774,812	4,122,723	3,182,817
	Govt.	..	..	..	..	..	..	..	..	..	..

[*Continued on next page*]

No. 16—*continued*

TOTAL QUANTITY and VALUE of the REGISTERED IMPORTS and EXPORTS of GOLD COIN and BULLION, in each Official Year from 1932-33 to 1936-37—continued

Countries		Imports					Exports				
		1932-33	1933-34	1934-35	1935-36	1936-37	1932-33	1933-34	1934-35	1935-36	1936-37
		R	R	R	R	R	R	R	R	R	R
VALUE											
United Kingdom (*including* Channel Islands)	Private	3,696	4,08,296	60,257	13,57,784	1,02,47,145	39,24,78,534	44,23,40,684	35,07,86,547	24,44,48,028	12,46,95,912
	Govt.	..	..	..	..	..	..	..	..	..	..
Aden and Dependencies		14,66,478	12,68,342	11,07,906	5,45,845	4,04,868	989	4,126	..	45,045	5,484
Bahrein Islands		20,88,908	12,21,635	5,86,007	4,45,433	5,76,510	..	..	..	..	..
Ceylon (*excluding* Maldives)		51,49,645	49,78,826	25,50,284	32,09,162	28,89,011	38,200	..	..	373	70,250
Straits Settlements		..	25,224	..	..	8,510	..	..	..	..	23,051
Federated Malay States		..	..	..	..	..	..	..	..	..	..
Hongkong		29,008	32,007	..	..	9,480	..	..	..	..	..
Union of South Africa		6,80,920	52,670	5,940	..	..	..	..	..	..	..
Zanzibar and Pemba		3,76,369	2,44,471	1,47,828	95,393	100	..	..	..	21,768	..
Kenya Colony		2,19,888	3,25,214	75,089	..	..	..	..	..	32,680	2,68,159
Tanganyika Territory		..	..	..	..	3,850	..	..	..	..	7,523
Somaliland Protectorate		..	..	..	..	..	..	..	..	..	..
Anglo-Egyptian Sudan		32,045	4,552	..	..	..	..	..	..	14,011	1,85,705
Mauritius and Dependencies (*including* Seychelles)		60,926	81,920	66,927	1,70,922	99,252	..	..	..	..	..
Commonwealth of Australia		..	..	..	..	..	23	..	..	..	..
New Zealand		..	..	..	..	..	..	..	..	..	..
Fiji Islands		..	..	..	..	..	..	..	..	..	..
TOTAL BRITISH EMPIRE	Private	1,00,77,826	87,63,357	55,50,188	57,24,739	1,37,38,221	39,25,17,745	44,23,44,760	35,07,86,547	24,45,61,905	12,52,01,084
	Govt.	..	..	..	..	..	..	..	..	..	..
Germany		..	..	..	..	..	..	..	..	..	..
Netherlands		..	..	..	..	..	4,32,90,840	1,98,46,622	57,85,231	66,90,880	27,28,487
Belgium	Private	..	..	..	368	..	..	..	..	..	..
	Govt.	..	..	..	..	..	..	..	..	..	..
France		..	..	4,647	4,54,888	3,81,962	32,18,209	2,27,92,908	56,88,804	68,97,158	..
Italy (*including* Fiume)		..	..	..	..	..	2,00,000	54,38,798	..	..	..
Muscat Territory and Trucial Oman		14,21,964	12,21,807	9,42,607	6,46,735	7,23,646	..	..	..	..	..
Other Native States in Arabia		10,71,654	9,56,420	6,85,158	26,56,046	11,92,962	2,21,718	..	..	..	..
Iraq		3,42,427	17,806	10,651	12,619	1,01,048	..	..	56,158	26,473	..
Iran		2,661	..	..	..	..	..	..	..	..	..
Sumatra		..	..	..	..	..	..	..	..	..	..
Java		..	..	..	..	..	..	63,574	51,8·7	..	..
Borneo (Dutch)		..	..	..	..	..	..	..	..	..	..
Celebes and other Islands		..	..	..	..	..	..	..	..	..	..
Japan		..	..	..	..	..	..	..	..	..	..
China (*exclusive* of Hongkong and Macao		..	34,895	..	15	..	..	..	..	6,950	..
Egypt		..	..	..	..	280	..	..	..	..	..
Portuguese East Africa		2,59,704	..	..	..	..	..	..	..	..	..
Italian East Africa (Somaliland and Eritrea)		4,520	..	..	..	..	..	..	..	..	..
United States of America		535	..	..	..	..	22,88,60,335	9,10,43,494	17,02,04,591	12,48,72,549	16,66,19,677
TOTAL FOREIGN COUNTRIES	Private	31,03,565	22,30,928	15,42,963	37,70,671	23,49,898	27,58,91,602	18,91,85,456	18,17,81,161	13,84,93,450	16,93,48,104
	Govt.	..	..	..	..	..	..	..	..	..	..
GRAND TOTAL VALUE	Priva	1,31,81,391	1,09,94,285	71,93,101	94,95,410	1,60,88,119	66,84,09,347	63,15,30,216	53,25,67,708	38,30,55,355	29,45,49,248
	Govt.	..	..	..	..	..	..	..	..	..	..

No. 17

DESCRIPTION of GOLD IMPORTED and EXPORTED

BULLION (bar, ingots, and other uncoined gold)	Ounces	116,134	102,456	60,582	55,569	59,020	8,099,634	6,644,857	5,723,366	4,072,473	3,181,639
	R	88,39,691	88,05,006	54,02,427	50,18,323	56,10,522	63,44,17,011	56,59,73,553	53,75,80,241	37,83,14,693	29,44,44,737
COIN—											
Sovereigns and other British gold coin	Ounces	52,670	29,894	17,977	47,261	111,695	428,835	195,187	51,137	50,175	367
	R	40,68,191	24,88,821	16,54,753	44,28,311	1,03,78,239	3,37,79,671	1,55,43,921	49,57,728	47,33,722	34,706
Other coined gold	Ounces	3,608	3,051	1,483	631	1,166	2,772	155	310	75	761
	R	2,73,509	2,55,458	1,35,921	58,776	99,358	2,12,685	12,772	29,739	,950	70,250

No. 18.

TOTAL QUANTITY and VALUE of the REGISTERED IMPORTS and EXPORTS of SILVER COIN and BULLION, in each Official Year from 1932-33 to 1936-37

Countries		Imports					Exports				
		1932-33	1933-34	1934-35	1935-36	1936-37	1932-33	1933-34	1934-35	1935-36	1936-37
QUANTITY		Ounces	Ounces	Ounces	Ounces	Ounces	Ounces	Ounces	Ounces	Ounces	Ounces
United Kingdom (*including* Channel Islands)	Private	2,329,962	2,179,445	7,365,898	78,830,220	104,385,909	7,235,887	6,894,730	10,801,276	11,410,998	1,980,331
	Govt.	..	..	..	..	..	25,002,704	29,241,431	41,011,998	28,120,597	..
Aden and Dependencies	Private	2,957	1,694	7,857	22,674	658	..	..	..	8,955	14,888
	Govt.	..	41,182	1,060	97,746	7,232	..	..	..	..	..
Bahrein Islands		281,066	215,243	146,235	214,898	60,896	377,041	248,764	289,792	104,695	144,707
Ceylon (*excluding* Maldives)		835	488	101	63,747	60,075	476	235	190	787	483
Maldives		..	..	..	..	..	..	..	..	..	..
Straits Settlements		103,710	1,519	123,729	1,533	2,078	..	..	58	..	..
Federated Malay States		..	..	..	..	..	..	..	..	..	..
Hongkong	Private	51,776	42,784	33,760	13,260	56,835	119	22	15,749,580	1,700,629	..
	Govt.	..	..	..	16,221,254	..	..	..	..	..	..
Union of South Africa		505	65	1,744	2,421	..	..	..	..	743	..
Zanzibar and Pemba		74,483	2,222	2,269	209,802	156,090	..	74,324	267,566	..	..
Kenya Colony		..	1,299	..	17	1,344	..	1,119	..	..	..
Tanganyika Territory		..	..	..	..	332	..	..	..	..	..
Somaliland Protectorate	Private	..	..	..	..	..	..	..	..	..	..
	Govt.	..	..	..	..	1,334	..	..	..	..	743
Anglo-Egyptian Sudan		..	..	..	..	..	..	..	..	34,398	2,346
Mauritius and Dependencies (*excluding* Seychelles)		375,172	..	319,214	340,421	..	..	..	..	..	..
Canada		..	..	..	..	9,32,660	..	..	..	..	..
Commonwealth of Australia		1,163,230	6,206	2,234,498	3,234,665	5,763,297	12	..	..	..	..
New Zealand		..	..	..	..	..	..	..	..	..	..
Fiji Islands		..	..	..	..	..	..	..	..	..	..
TOTAL BRITISH EMPIRE	Private	5,383,655	3,450,965	10,725,400	32,832,648	111,450,869	7,713,535	6,919,134	27,108,761	13,261,100	2,113,488
	Govt.	..	41,182	1,060	16,319,000	8,550	25,002,704	29,241,431	41,011,998	28,120,597	..
Germany		..	..	..	..	..	..	..	..	..	..
Netherlands		..	..	..	..	..	38	..	..	..	..
Belgium	Private	..	..	..	..	..	..	..	..	..	..
	Govt.	..	..	..	..	..	..	..	..	..	..
France		26	..	..	..	..	..	4,065	..	..	..
Italy (*including* Fiume)		..	..	..	..	..	..	..	..	..	..
Austria		..	..	..	..	..	..	..	..	..	..
Muskat Territory and Trucial Oman	Private	159,623	117,324	188,861	236,505	210,989	144,527	43,218	111,346	24,719	9,103
	Govt.	2,914	..	..	..	..	..	..	..	..	..
Other Native States in Arabia		82,954	126,752	76,052	211,715	82,053	..	15,776	7,121	795,256	..
Iraq		2,624,533	1,097,590	125,208	166,082	156,857	..	..	632	..	..
Iran		33,945	3,562	166,828	32,618	15,900	9,857	17,197	22,096	29,491	21,802
Henjam Island		..	..	..	..	..	..	..	..	..	..
Java		..	..	3,593	..	..	..	..	..	..	..
Siam		43,275	21,835	8,742	33,261	..	..	..	..	..	..
French Indo-China		12,821	..	..	..	..	..	..	..	..	..
Japan		19	..	..	..	..	61	..	..	..	..
China (*exclusive* of Hongkong and Macao)	Private	11,251	1,696	18,322,075	51	..	77,002	..	..	..	..
	Govt.	..	..	..	..	..	..	..	..	..	..
Egypt		..	1,230	..	..	6	..	..	..	..	..
Portuguese East Africa		..	..	..	..	..	..	..	..	..	..
United States of America	Private	54,265	..	..	..	330,716	..	..	..	6,079,629	..
	Govt.	..	..	..	..	..	..	21,621,660	..	..	..
TOTAL FOREIGN COUNTRIES	Private	3,042,863	1,380,289	18,691,650	685,232	796,522	230,485	79,251	141,245	6,989,105	30,995
	Govt.	2,914	..	..	..	..	..	21,621,660	..	..	..
GRAND TOTAL QUANTITY	Private	8,426,518	4,831,254	29,617,050	33,517,880	112,247,392	7,944,020	6,998,385	27,250,006	20,250,205	2,144,483
	Govt.	2,914	41,182	1,060	16,319,000	8,550	25,002,704	50,863,091	41,011,998	28,120,597	..

(Continued on next page)

No. 18—*continued*

TOTAL QUANTITY and VALUE of the REGISTERED IMPORTS and EXPORTS of SILVER COIN and BULLION, in each Official Year from 1932-33 to 1936-37—continued

COUNTRIES		IMPORTS					EXPORTS				
		1932-33	1933-34	1934-35	1935-36	1936-37	1932-33	1933-34	1934-35	1935-36	1936-37
VALUE		R	R	R	R	R	R	R	R	R	R
United Kingdom (*including* Channel Islands)	Private	42,94,965	37,09,247	1,11,35,759	3,55,16,827	12,88,22,517	75,03,998	69,18,165	1,49,18,588	1,81,56,826	23,49,747
	Govt.	..	..	..	..	..	2,74,23,895	3,37,23,902	5,77,33,939	3,84,24,938	..
Aden and Dependencies	Private	7,955	6,558	14,076	46,093	1,770	..	..	..	10,893	18,710
	Govt.	..	57,486	1,417	1,71,238	19,433	..	..	..	..	..
Bahrein Islands		6,97,874	5,79,550	8,94,100	5,54,547	1,85,461	10,16,000	6,70,000	7,80,000	2,82,000	3,90,000
Ceylon (*excluding* Maldives)		1,817	556	270	1,10,012	72,806	773	691	503	1,612	541
Maldives		..	..	..	..	..	..	..	..	..	..
Straits Settlements		2,60,075	1,692	3,22,299	4,088	8,000	..	..	150	..	..
Federated Malay States		..	..	..	..	..	..	..	..	..	..
Hongkong	Private	1,24,849	1,14,705	90,409	25,506	75,736	322	61	2,29,99,686	28,36,625	..
	Govt.	..	..	..	1,97,81,143	..	..	..	..	..	..
Union of South Africa		700	90	2,447	4,978		..	..	..	2,000	..
Zanzibar and Pemba		2,00,220	3,291	2,684	3,13,154	5,00,074	..	2,00,000	7,20,000	..	..
Kenya Colony		..	1,752	..	27	1,587	..	1,545	..	..	..
Tanganyika Territory		..	..	..	..	404	..	..	..	..	..
Somaliland Protectorate	Private	..	..	..	..	..	..	..	..	..	2,000
	Govt.	..	..	..	..	3,590	..	..	..	..	..
Anglo-Egyptian Sudan		..	..	..	..	..	..	..	..	42,129	2,863
Mauritius and Dependencies (*including* Seychelles)		10,00,216	..	22,04,436	2,01,760	..	..	..	..	..	..
Canada		..	..	..	..	11,27,845	..	..	..	..	..
Commonwealth of Australia		16,03,508	8,624	37,48,649	50,39,156	71,35,401	30	..	..	..	..
New Zealand		..	..	..	..	..	..	..	..	..	..
Fiji Islands		..	..	..	..	..	..	..	..	..	..
TOTAL BRITISH EMPIRE	Private	81,99,979	44,24,065	1,79,16,078	4,80,26,096	13,74,21,601	85,21,118	77,80,462	4,04,18,877	2,13,31,585	27,63,861
	Govt.	..	57,486	1,417	1,99,52,479	23,033	2,74,23,895	3,37,23,902	5,77,33,939	3,84,24,938	..
Germany		..	..	..	..	..	..	..	..	..	..
Netherlands		..	..	..	..	..	52	..	..	..	..
Belgium	Private	..	..	..	..	..	..	..	..	..	..
	Govt.	..	..	..	..	..	..	..	..	..	..
France		34	..	..	..	..	..	5,042	..	..	..
Italy (*including* Fiume)		..	..	..	..	..	..	..	..	..	..
Austria		..	..	..	..	..	..	..	..	..	..
Muskat Territory and Trucial Oman	Private	5,09,775	2,15,011	4,48,037	5,35,414	4,03,502	3,66,581	1,13,700	3,00,000	64,133	24,500
	Govt.	7,843	..	..	..	..	..	..	..	..	..
Other Native States in Arabia		2,19,033	3,55,340	2,04,170	5,41,550	1,97,501	..	22,050	11,195	21,40,000	..
Iraq		70,33,103	29,43,403	2,26,989	2,38,731	2,56,986	..	..	700	..	..
Iran		64,629	10,409	2,51,666	77,162	40,361	23,900	46,400	60,130	1,06,565	59,075
Henjam Islands		..	..	..	..	..	..	..	..	..	..
Java		..	..	10,451	..	..	..	..	..	..	..
Siam		1,16,450	57,000	23,523	1,03,961	..	..	..	..	..	..
French Indo-China		24,500	..	..	..	..	..	..	..	..	..
Japan		30	..	..	..	..	150	..	..	..	..
China (exclusive of Hongkong and Macão)	Private	10,223	1,612	2,53,27,706	77	..	90,912	..	..	..	..
	Govt.	..	..	..	..	..	..	..	..	..	..
Egypt		..	3,311	..	..	16	..	..	..	..	..
Portuguese East Africa		..	..	..	..	..	..	..	..	..	..
United States of America	Private	78,955	..	..	..	4,11,461	..	..	..	82,42,258	..
	Govt.	..	..	..	..	..	..	3,00,41,553	..	..	..
TOTAL FOREIGN COUNTRIES	Private	80,87,336	36,91,091	2,65,93,544	15,96,185	13,19,836	4,81,595	1,88,101	3,72,025	1,05,52,956	83,575
	Govt.	7,843	..	..	..	..	..	3,00,41,553	..	..	..
GRAND TOTAL VALUE	Private.	1,62,87,315	81,15,156	4,45,03,622	4,46,22,281	13,87,41,437	90,02,712	79,78,563	4,07,90,902	3,18,84,541	28,47,436
	Govt.	7,843	57,486	1,417	1,99,52,479	23,033	2,74,23,895	6,37,65,455	5,77,33,939	3,84,24,938	..

No. 19

DESCRIPTION of SILVER IMPORTED and EXPORTED

		Imports					Exports				
		1932-33	1933-34	1934-35	1935-36	1936-37	1932-33	1933-34	1934-35	1935-36	1936-37
BULLION—											
Bar	Ounces	4,547,746	2,191,878	21,611,052	32,018,996	111,548,546	33,417,778*	7,470,506*	31,817,079*	45,628,936*	1,952,030*
	₹	59,69,348	37,23,075	3,12,77,836	4,08,08,574	13,71,65,857	3,60,21,611†	7,06,99,976†	7,27,08,822†	6,48,23,712†	23,51,680†
Other uncoined silver	Ounces	32,951	7,440	9,124	12,037	2,798	..	..	..	..	..
	₹	43,162	7,900	10,116	17,366	2,983	..	..	..	..	..
COIN—											
Government of India rupees	Ounces	3,805,935	1,624,629	1,503,777	1,204,178	511,387	518,598	382,451	690,747	977,340	176,445
	₹	1,02,33,713	43,71,443	40,57,466	34,70,018	13,74,804	13,83,598	10,30,136	18,50,481	26,30,665	4,75,575
British dollars	Ounces	..	..	..	..	..	..	9	15,749,927	1,700,529	..
	₹	..	..	..	..	..	..	25	2,39,99,755	28,56,625	..
Straits dollars	Ounces	..	..	..	..	..	..	..	..	..	..
	₹	..	..	..	..	..	..	..	..	..	..
Other coin	Ounces	42,900	48,439	6,489,157	16,511,669	193,217	15,358	8,510	4,251	13,907	16,008
	₹	48,934	65,174	91,64,621	2,02,78,813	2,21,316	20,699	13,661	7,323	18,477	20,181

* Represents quantity in Ounces.
† Represents value in Rupees.

No. 20

TOTAL VALUE of the REGISTERED IMPORTS and EXPORTS of GOLD and SILVER COIN and BULLION, in each Official Year from 1932-33 to 1936-37.

Countries	Imports					Exports				
	1932-33	1933-34	1934-35	1935-36	1936-37	1932-33	1933-34	1934-35	1935-36	1936-37
TOTAL OF GOLD AND SILVER—	₹	₹	₹	₹	₹	₹	₹	₹	₹	₹
United Kingdom (*including* Channel Islands) Private	42,97,951	41,17,543	1,11,96,016	3,67,74,611	13,85,69,662	39,99,82,527	44,92,56,799	35,57,05,135	26,26,04,354	12,70,45,659
Govt.	..	..	..	..	..	2,74,23,395	2,37,23,902	5,77,33,939	3,84,24,938	..
Aden and Dependencies Private	14,74,433	12,92,900	11,21,932	5,91,938	4,06,133	989	4,126	..	55,938	24,194
Govt.	..	57,436	1,417	1,71,336	19,433	..	..	..	..	..
Bahrein Islands	27,56,280	18,01,185	9,30,107	9,99,980	7,61,971	10,16,000	6,70,000	7,80,000	2,82,000	3,90,000
Ceylon (*excluding* Maldives)	51,50,962	49,79,382	35,50,504	33,19,174	24,61,817	28,973	691	503	1,985	70,791
Maldives	..	..	..	..	..	..	..	..	..	..
Straits Settlements	2,60,075	27,016	2,22,299	4,038	16,510	..	..	150	..	23,051
Federated Malay States	..	..	..	..	..	..	..	..	..	..
Hongkong Private	1,63,357	1,46,712	90,406	35,504	85,216	322	61	2,39,99,636	28,56,625	..
Govt.	..	..	..	1,97,81,148	..	..	..	..	..	..
Union of South Africa	6,31,620	52,769	8,387	4,978	..	..	..	..	2,000	..
Zanzibar and Pemba	5,76,589	3,47,762	1,51,462	9,08,747	5,00,174	..	2,00,000	7,20,000	21,768	..
Kenya Colony	2,19,833	3,27,066	75,039	27	1,587	..	1,545	..	32,680	2,63,159
Tanganyika Territory	..	..	..	..	4,254	..	..	..	..	7,523
Somaliland Protectorate Private	..	..	..	..	..	..	..	..	..	2,000
Govt.	..	..	..	..	3,590	..	..	..	..	..
Anglo-Egyptian Sudan	82,045	4,552	..	..	..	..	..	..	56,140	1,38,568
Mauritius and Dependencies (*including* Seychelles)	10,61,142	51,920	22,71,365	10,72,682	99,252	..	..	..	..	..
Canada	..	..	..	..	11,27,845	..	..	..	..	..
Commonwealth of Australia	16,03,508	8,624	37,48,649	50,39,156	71,25,401	52	..	..	..	..
New Zealand	..	.	..	..	..	..	..	..	..	..
Fiji Islands	..	..	..	..	..	..	..	..	..	..
TOTAL BRITISH EMPIRE Private	1,82,77,805	1,81,87,422	2,34,66,216	4,87,50,885	15,11,59,822	40,10,38,863	45,01,35,222	39,12,05,434	26,58,93,490	1279,64,045
Govt.	..	57,436	1,417	1,99,52,479	23,023	2,74,23,395	2,37,23,902	5,77,33,939	3,84,24,938	..

[*Continued on next page*]

GOLD and SILVER—IMPORTS and EXPORTS

No. 20—*continued*

TOTAL VALUE of the REGISTERED IMPORTS and EXPORTS of GOLD and SILVER COIN and BULLION, in each Official Year from 1932-33 to 1936-37—continued

COUNTRIES		IMPORTS					EXPORTS				
		1932-33	1933-34	1934-35	1935-36	1936-37	1932-33	1933-34	1934-35	1935-36	1936-37
		R	R	R	R	R	R	R	R	R	R
TOTAL OF GOLD AND SILVER —*continued*											
Germany		..	..	..	..	..	..	..	..	..	..
Netherlands		..	..	..	..	..	4,32,90,892	1,08,46,622	57,85,231	66,90,330	27,28,487
Belgium	Private	..	..	..	363	..	..	..	..	..	..
	Govt.	..	..	..	..	..	..	..	..	..	..
France		34	..	4,647	4,54,888	3,31,962	33,18,209	2,27,98,940	56,83,304	68,97,158	..
Italy (*including* Fiume)		..	..	..	..	..	2,00,000	54,38,798	..	..	..
Austria		..	..	..	..	..	..	..	..	..	..
Muskat Territory and Trucial Oman	Private	19,31,739	15,36,818	13,90,644	11,22,149	11,27,155	3,66,581	1,13,700	3,00,000	64,138	24,500
	Govt.	7,842	..	..	..	..	..	..	..	..	..
Other Native States in Arabia		12,90,687	13,11,760	8,89,328	21,07,896	13,90,468	2,21,718	22,059	11,195	21,40,000	..
Iraq		74,00,535	29,68,214	3,87,540	3,51,340	3,68,086	..	..	56,858	26,473	..
Iran		67,290	10,409	2,51,666	77,162	40,861	23,900	46,400	60,180	1,06,565	59,075
Hanjam Island		..	..	..	..	..	..	..	..	..	..
Sumatra		..	..	..	..	..	..	..	..	..	..
Java		..	..	10,451	..	..	..	63,574	51,877	..	..
Borneo (Dutch)		..	..	..	..	..	..	..	..	..	..
Celebes and other Islands		..	..	..	..	..	..	..	..	..	..
Siam		1,16,450	57,000	23,525	1,02,961	..	..	..	..	..	..
French Indo-China		84,500	..	..	..	..	..	..	..	..	..
Japan		80	..	..	..	..	150	..	..	..	..
China (exclusive of Hongkong and Macao)	Private	10,823	86,507	2,53,27,706	92	..	80,912	..	..	6,950	..
	Govt.	..	..	..	..	..	..	..	..	..	..
Egypt		..	3,311	..	..	296	..	..	..	..	..
Portuguese East Africa		2,59,704	..	..	..	..	..	..	..	..	..
Italian East Africa (Somaliland and Eritrea)		4,530	..	..	..	..	..	..	..	..	..
United States of America	Private	74,590	..	..	..	4,11,461	22,88,60,885	9,10,43,494	17,02,04,591	13,81,14,807	16,66,19,677
	Govt.	..	..	..	..	..	..	3,00,41,553	..	..	..
TOTAL FOREIGN COUNTRIES	Private	1,11,90,901	59,22,019	2,82,35,507	53,66,856	86,69,734	27,63,73,197	13,93,73,587	18,21,53,156	14,90,46,416	16,94,31,739
	Govt.	7,842	..	..	..	..	..	3,00,41,553	..	..	..
GRAND TOTAL	Private	2,94,68,706	1,01,09,441	5,17,01,723	5,41,17,691	15,48,39,556	67,74,12,080	53,95,03,809	57,33,53,610	41,49,39,006	29,73,96,684
	Govt.	7,842	57,486	1,417	1,99,52,479	23,038	2,74,22,395	6,37,65,456	5,77,83,039	3,84,24,938	..

No. 20A

TOTAL VALUE of the REGISTERED IMPORTS and EXPORTS of CURRENCY NOTES, in each Official Year from 1932-33 to 1936-37

Countries		Imports					Exports				
		1932-33	1933-34	1934-35	1935-36	1936-37	1932-33	1933-34	1934-35	1935-36	1936-37
		R	R	R	R	R	R	R	R	R	R
CURRENCY NOTES—											
United Kingdom (*including* Channel Islands)	Private	725	..	..	21,650	..	..	..	..	..	..
	Govt.	..	..	..	..	..	..	..	..	..	..
Aden and Dependencies	Private	31,870	2,66,150	74,845	1,01,021	19,615	..	..	..	..	3,000
	Govt.	..	..	..	..	..	..	..	..	..	20,00,000
Bahrein Islands		4,320	2,000	2,000	20,585	..	..	500	..	..	..
Ceylon (*excluding* Maldives)		..	..	..	..	..	17,68,073	22,79,944	37,89,660	32,79,003	25,31,530
Straits Settlements		..	..	..	..	..	..	..	..	..	..
Federated Malay States		..	..	..	..	..	..	..	..	..	..
Anglo-Egyptian Sudan		11,030	13,000	..	..	..	..	..	..	..	..
TOTAL BRITISH EMPIRE	Private	47,945	2,81,150	76,845	1,43,256	19,615	17,68,073	22,80,444	37,89,660	32,79,003	25,34,530
	Govt.	..	..	..	..	..	..	..	..	..	20,00,000
Muskat Territory and Trucial Oman	Private	52,200	42,495	33,365	46,215	14,165	12,000	1 09,200	1,13,930	44,100	1,09,100
	Govt.	..	..	..	..	..	..	..	..	..	..
Other Native States in Arabia		3,36,495	1,24,693	1,03,565	2,23,998	1,70,535	..	..	..	..	..
Iraq	Private	..	..	..	4,930	33,100	..	..	..	..	..
	Govt.	..	..	..	..	..	..	..	..	..	..
Iran	Private	..	..	..	..	..	..	..	..	200	..
	Govt.	..	..	..	..	..	..	..	..	..	..
Java		..	..	250	..	..	..	..	..	..	..
Siam		..	..	..	..	..	..	..	..	..	..
Egypt		..	..	..	..	..	..	..	..	..	..
TOTAL FOREIGN COUNTRIES	Private	3,88,695	1,67,188	1,37,180	2,75,143	2,17,800	12,000	1,09,200	1,13,930	44,300	1,09,100
	Govt.	..	..	..	..	..	..	..	..	..	..
GRAND TOTAL	Private	4,36,640	4,48,338	2,14,025	4,18,399	2,37,415	17,80,073	23,89,644	39,03,590	33,23,303	26,43,630
	Govt.	..	..	..	..	..	..	..	..	..	20,00,000
Total value of Gold, Silver and Currency Notes—											
Bengal	Private	26,61,723	9,45,287	13,07,497	20,39,571	1,41,07,402	1,39,18,885	83,61,638	1,85,50,787	5,77,109	19,37,699
	Govt.	..	..	..	..	..	1,41,29,193	1,89,78,393	1,85,73,759	19,14,256	..
Bombay	Private	1,91,04,670	1,01,30,351	4,48,77,330	4,79,61,620	12,98,30,600	60,68,16,363	53,72,61,386	53,52,48,774	40,56,48,942	29,27,16,728
	Govt.	7,842	57,436	1,417	1,99,52,479	23,023	1,32,94,202	4,47,87,062	4,12,10,180	3,65,10,682	20,00,000
Sind	Private	24,82,172	34,45,895	17,68,825	7,85,859	73,23,742	69,04,770	12,83,600	10,14,932	3,02,965	3,88,675
	Govt.	..	..	..	..	..	..	..	..	..	..
Madras		53,11,351	50,00,987	39,55,580	37,45,414	37,71,006	4,37,41,748	3,82,40,286	1,45,91,852	37,52,996	26,49,940
Burma	Private	3,45,480	35,309	6,216	3,926	33,621	78,10,367	67,31,543	78,55,855	79,86,197	23,47,206
	Govt.	..	..	..	..	..	..	..	..	..	..
TOTAL	Private	2,99,05,346	1,95,57,779	5,19,15,748	5,45,36,090	15,50,66,971	67,91,02,133	59,18,98,453	57,72,62,200	41,82,68,209	30,00,40,314
	Govt.	7,842	57,436	1,417	1,99,52,479	23,023	2,74,23,395	6,37,65,455	5,77,83,939	3,84,24,938	20,00,000

No. 21

TOTAL VALUE of the REGISTERED IMPORTS and EXPORTS of GOLD and SILVER COIN and BULLION, also CURRENCY NOTES, into and from each PROVINCE of BRITISH INDIA, in the Official Year 1936-37

COUNTRIES	IMPORTS					
	BENGAL	BOMBAY	SIND	MADRAS	BURMA	TOTAL
	₹	₹	₹	₹	₹	₹
GOLD—						
United Kingdom (*excluding* Channel Islands)	5,642	85,19,409	16,81,160	39,883	1,151	1,02,47,145
Aden and Dependencies	..	4,04,303	..	..	..	4,04,303
Bahrein Islands	..	5,48,102	28,408	..	..	5,76,510
Ceylon (*excluding* Maldives)	..	1,10,210	..	22,78,801	..	23,89,011
Straits Settlements	..	..	..	..	8,510	8,510
Hongkong	..	..	..	..	9,480	9,480
Union of South Africa	..	..	..	..	..	..
Zanzibar and Pemba	..	..	100	..	..	100
Tanganyika Territory	..	3,850	..	..	..	3,850
Anglo-Egyptian Sudan	..	..	..	..	..	..
Mauritius and Dependencies (*including* Seychelles)	9,226	90,026	..	..	..	99,252
TOTAL BRITISH EMPIRE	14,768	96,75,900	17,09,668	23,18,684	19,141	1,37,38,221
Belgium	..	..	..	..	..	..
France	..	3,31,962	..	..	..	3,31,962
Italy (*including* Fiume)	..	..	..	..	..	..
Muskat Territory and Trucial Oman	..	7,03,377	20,269	..	..	7,23,646
Other Native States in Arabia	..	11,91,962	1,000	..	..	11,92,962
Iraq	..	91,347	9,701	..	..	1,01,048
Iran	..	..	..	..	..	..
Sumatra	..	..	..	..	..	..
Java	..	..	..	..	..	..
Borneo (Dutch)	..	..	..	..	..	..
Celebes and other Islands	..	..	..	..	..	..
Japan	..	..	..	..	..	..
China (*exclusive* of Hongkong and Macão)	..	..	..	..	..	..
Egypt	..	..	280	..	..	280
Portuguese East Africa	..	..	..	..	..	..
Italian East Africa (Somaliland and Eritrea)	..	..	..	..	..	..
United States of America	..	..	..	..	..	..
TOTAL FOREIGN COUNTRIES	..	23,18,648	31,250	..	..	23,49,898
GRAND TOTAL — Value in ₹	14,768	1,19,94,608	17,40,918	23,18,684	19,141	1,60,88,119
GRAND TOTAL — Quantity in ounces	176	1,29,079	10,048	26,277	300	1,72,781

No. 21—*continued*

TOTAL VALUE of the REGISTERED IMPORTS and EXPORTS of GOLD and SILVER COIN and BULLION, also CURRENCY NOTES, into and from each PROVINCE of BRITISH INDIA, in the Official Year 1936-37—continued

COUNTRIES	EXPORTS					
	BENGAL	BOMBAY	SIND	MADRAS	BURMA	TOTAL
	₹	₹	₹	₹	₹	₹
GOLD—						
United Kingdom (excluding Channel Islands)	..	12,46,47,912	..	48,000	..	12,46,95,912
Aden and Dependencies	..	5,484	..	..	..	5,484
Ceylon (excluding Maldives)	..	..	..	70,250	..	70,250
Straits Settlements	..	23,051	..	..	..	23,051
Hongkong	..	..	..	..	..	..
Zanzibar and Pemba	..	..	..	..	..	..
Kenya Colony	..	2,63,159	..	..	..	2,63,159
Tanganyika Territory	..	7,523	..	..	..	7,523
Anglo-Egyptian Sudan	..	1,35,705	..	..	..	1,35,705
TOTAL BRITISH EMPIRE	..	12,50,82,834	..	1,18,250	..	12,52,01,084
Netherlands	..	27,28,487	..	..	..	27,28,487
Belgium	..	..	..	..	..	..
France	..	..	..	..	..	..
Iraq	..	..	..	..	..	..
China (exclusive of Honkong and Macao)	..	..	..	..	..	..
United States of America	19,37,699	16,46,81,978	..	..	..	16,66,19,677
TOTAL FOREIGN COUNTRIES	19,37699	16,74,10,465	..	..	..	16,93,48,164
GRAND TOTAL — Value in ₹	19,37'690	29,24,93,299	..	1,18,250	..	29,45,49,248
GRAND TOTAL — Quantity in ounces	20,942	3,160,584	..	1,291	..	3,182,817

[*Continued on next page*]

No. 21—*continued*

TOTAL VALUE of the REGISTERED IMPORTS and EXPORTS of GOLD and SILVER COIN and BULLION, also CURRENCY NOTES, into and from each PROVINCE of BRITISH INDIA, in the Official Year 1936-37—continued

COUNTRIES		IMPORTS					
		BENGAL	BOMBAY	SIND	MADRAS	BURMA	TOTAL
		₹	₹	₹	₹	₹	₹
SILVER—							
United Kingdom (*including* Channel Islands)		1,29,52,639	10,87,01,275	51,24,935	14,47,188	6,480	12,88,22,517
Aden and Dependencies	Private	..	1,770	..	..	..	1,770
	Govt.	..	19,433	..	..	..	19,433
Bahrein Islands		..	1,29,561	55,900	..	..	1,85,461
Ceylon (*excluding* Maldives)		67,072	..	..	5,734	..	72,806
Maldives		..	..	..	..	..	..
Straits Settlements		..	..	..	..	8,000	8,000
Hongkong	Private	..	75,736	..	..	..	75,736
	Govt.	..	..	..	..	..	..
Union of South Africa		..	..	..	..	..	..
Zanzibar and Pemba		..	5,00,074	..	..	..	5,00,074
Kenya Colony		..	1,587	..	..	..	1,587
Tanganyika Territory		..	404	..	..	..	404
Somaliland protectorate	Private	..	..	..	..	..	..
	Govt.	..	3,590	..	..	..	3,590
Canada		..	11,27,845	..	..	..	11,27,845
Commonwealth of Australia		10,72,923	60,52,478	..	..	..	71,25,401
New Zealand		..	..	..	..	..	..
TOTAL BRITISH EMPIRE	Private	1,40,92,634	11,66,80,730	51,80,835	14,52,922	14,480	13,74,21,601
	Govt.	..	23,023	..	..	..	23,023
Netherlands		..	..	..	..	..	..
France		..	..	..	..	..	..
Italy (*including* Fiume)		..	..	..	..	..	..
Maskat Territory and Trucial Oman	Private	..	1,83,646	2,19,863	..	..	4,03,509
	Govt.	..	..	..	..	..	..
Other Native States in Arabia		..	1,92,445	5,056	..	..	1,97,501
Iraq		..	1,85,095	1,31,893	..	..	2,66,988
Iran		..	690	39,671	..	..	40,361
Java		..	..	..	..	..	..
Siam		..	..	..	..	..	..
China (*exclusive* of Hongkong and Macao)		..	..	..	..	..	..
Egypt		..	..	16	..	..	16
United States of America		..	4,11,461	..	..	..	4,11,461
TOTAL FOREIGN COUNTRIES	Private	..	9,23,837	3,96,499	..	..	13,19,836
	Govt.	..	..	..	..	..	..
GRAND TOTAL, Value in ₹	Private	1,40,92,634	11,76,04,067	55,77,334	14,52,922	14,480	13,87,41,437
	Govt.	..	23,023	..	..	..	23,023
GRAND TOTAL, Quantity in ounces	Private	12,138,437	94,531,543	4,361,312	1,207,733	8,367	112,247,392
	Govt.	..	8,556	..	..	..	8,556

No. 21—*continued*

TOTAL VALUE of the REGISTERED IMPORTS and EXPORTS of GOLD and SILVER COIN and BULLION also CURRENCY NOTES, into and from each PROVINCE of BRITISH INDIA, in the Official Year 1936-37 —continued

COUNTRIES		EXPORTS					
		BENGAL	BOMBAY	SIND	MADRAS	BURMA	TOTAL
		R	R	R	R	R	R
SILVER—							
United Kingdom (*including* Channel Islands)	Private	..	2,481	..	..	23,47,266	23,49,747
	Govt.	..	..	..	..	..	..
Aden and Dependencies	Private	..	18,710	..	..	..	18,710
	Govt.	..	..	..	..	..	..
Bahrein Islands		..	1,70,000	2,20,000	..	..	3,90,000
Ceylon (*excluding* Maldives)		..	375	..	166	..	541
Straits Settlements		..	..	..	..	..	..
Hongkong	Private	..	..	..	..	..	..
	Govt.	..	..	..	..	..	..
Somaliland Protectorate		..	2,000	..	..	..	2,000
Anglo-Egyptian Sudan		..	2,863	..	..	..	2,863
Commonwealth of Australia		..	..	..	..	..	..
TOTAL BRITISH EMPIRE	Private	..	1,96,429	2,20,000	166	23,47,266	27,63,861
	Govt.	..	..	..	..	..	..
France		..	..	..	..	..	..
Muskat Territory and Trucial Oman		..	24,000	500	..	..	24,500
Other Native States in Arabia		..	..	..	..	..	..
Iraq		..	..	..	..	..	..
Iran		..	..	59,075	..	..	59,075
Japan		..	..	..	..	..	..
China (*exclusive* of Hongkong and Macao)		..	..	..	..	..	..
United States of America	Private	..	..	..	..	..	..
	Govt.	..	..	..	..	..	..
TOTAL FOREIGN COUNTRIES	Private	..	24,000	59,575	..	..	83,575
	Govt.	..	..	..	..	..	..
GRAND TOTAL Value in R	Private	..	2,20,429	2,79,575	166	23,47,266	28,47,436
	Govt.	..	..	..	..	..	..
GRAND TOTAL Quantity in ounces	Private	..	92,150	103,609	134	1,948,590	2,144,483
	Govt.	..	..	..	..	..	..

No. 21—*continued*

TOTAL VALUE of the REGISTERED IMPORTS and EXPORTS of GOLD and SILVER COIN and BULLION, also CURRENCY NOTES, into and from each PROVINCE of BRITISH INDIA, in the Official year 1936-37—continued

COUNTRIES		IMPORTS					
		BENGAL	BOMBAY	SIND	MADRAS	BURMA	TOTAL
		R	R	R	R	R	R
TOTAL OF GOLD AND SILVER—							
United Kingdom (*including* Channel Islands)		1,29,58,181	11,73,10,084	68,06,095	14,87,071	7,691	13,85,69,662
Aden and Dependencies	Private	..	4,06,133	..	..	..	4,06,133
	Govt.	..	19,488	..	..	..	19,488
Bahrein Islands		..	6,77,663	84,308	..	..	7,61,971
Ceylon (*excluding* Maldives)		67,072	1,10,210	..	22,84,535	..	24,61,817
Maldives		..	..	..	..	..	..
Straits Settlements		..	..	..	..	16,510	16,510
Federated Malay States		..	..	..	..	..	..
Hongkong	Private	..	75,736	..	..	9,480	85,216
	Govt.	..	..	..	..	..	..
Union of South Africa		..	..	..	..	..	..
Zanzibar and Pemba		..	5,00,074	100	..	..	5,00,174
Kenya Colony		..	1,587	..	..	..	1,587
Tanganyika Territory		..	4,254	..	..	..	4,254
Somaliland protectorate	Private	..	..	..	..	..	..
	Govt.	..	3,590	..	..	..	3,590
Mauritius and Dependencies (*including* Seychelles)		9,226	90,026	..	..	..	99,252
Canada		..	11,27,845	..	..	..	11,27,845
Commonwealth of Australia		10,73,923	60,52,478	..	..	..	71,25,401
New Zealand		..	..	..	..	..	..
Fiji Islands		..	..	..	..	..	..
TOTAL BRITISH EMPIRE	Private	1,41,07,402	12,68,56,690	68,90,503	37,71,606	33,621	15,11,59,822
	Govt.	..	23,023	..	..	..	23,023
Belgium		..	..	..	..	..	..
France		..	3,31,962	..	..	..	3,31,962
Italy (*including* Fiume)		..	..	..	..	..	..
Muskat Territory and Trucial Oman	Private	..	8,87,023	2,40,132	..	..	11,27,155
	Govt.	..	..	..	..	..	..
Other Native States in Arabia		..	13,84,407	6,056	..	..	13,90,463
Iraq		..	2,26,442	1,41,594	..	..	3,68,036
Iran		..	600	39,671	..	..	40,261
Henjam Islands		..	..	..	..	..	..
Sumatra		..	..	..	..	..	..
Java		..	..	..	..	..	..
Siam		..	..	..	..	..	..
French-Indo-China		..	..	..	..	..	..
Celebes and other Islands		..	..	..	..		..
Japan		..	..	..	..	..	..
China (*exclusive* of Hongkong and Macao)		..	..	..	..	..	..
Egypt		..	..	296	..	..	296
Italian East Africa (Somaliland and Eritrea)		..	..	..	..	..	..
United States of America		..	4,11,461	..	..	..	4,11,461
TOTAL FOREIGN COUNTRIES	Private	..	32,41,985	4,27,749	..	..	36,69,734
	Govt.	..	..	..	..	..	..
GRAND TOTAL VALUE	Private	1,41,07,402	12,95,98,675	73,18,252	37,71,606	33,621	15,48,29,556
	Govt.	..	23,023	..	..	..	23,023

No. 21—*continued*

TOTAL VALUE of the REGISTERED IMPORTS and EXPORTS of GOLD and SILVER COIN and BULLION, also CURRENCY NOTES, into and from each PROVINCE of BRITISH INDIA, in the Official Year 1936-37—continued

COUNTRIES		EXPORTS					
		BENGAL	BOMBAY	SIND	MADRAS	BURMA	TOTAL
		R	R	R	R	R	R
TOTAL OF GOLD AND SILVER—							
United Kingdom (*including* Channel Islands)	Private	..	12,46,50,393	..	48,000	23,47,366	12,70,45,759
	Govt.	..	..	..	..	..	..
Aden and Dependencies	Private	..	24,194	..	..	..	24,194
	Govt.	..	..	..	..	..	..
Bahrein Islands		..	1,70,000	2,20,000	..	..	3,90,000
Ceylon (*excluding* Maldives)		..	375	..	70,416	..	70,791
Straits Settlements		..	23,051	..	..	..	23,051
Hongkong	Private	..	..	..	..	..	..
	Govt.	..	..	..	..	..	..
Union of South Africa		..	..	..	..	..	..
Zanzibar and Pemba		..	..	..	..	..	..
Kenya Colony		..	2,63,159	..	..	..	2,63,159
Tanganyika Territory		..	7,523	..	..	..	7,523
Somaliland protectorate		..	2,000	..	..	..	2,000
Anglo-Egyptian Sudan		..	1,28,568	..	..	..	1,28,568
Commonwealth of Australia		..	..	..	..	..	..
TOTAL BRITISH EMPIRE	Private	..	12,53,79,283	2,20,000	1,18,416	23,47,366	12,79,64,945
	Govt.	..	..	..	..	..	..
Netherlands		..	27,28,487	..	..	..	27,28,487
France		..	..	..	..	..	..
Italy (*including* Fiume)		..	..	..	..	..	..
Maskat Territory and Trucial Oman		..	24,000	500	..	..	24,500
Other Native States in Arabia		..	..	..	..	..	..
Iraq		..	..	..	..	..	..
Iran		..	..	59,075	..	..	59,075
Java		..	..	..	..	..	..
Siam		..	..	..	..	..	..
Japan		..	..	..	..	..	..
China (*exclusive* of Hongkong and Macao)		..	..	..	..	..	..
United States of America	Private	19,37,699	16,46,81,978	..	..	..	16,66,19,677
	Govt.	..	..	..	..	..	..
TOTAL FOREIGN COUNTRIES	Private	19,37,699	16,74,34,465	59,575	..	..	16,94,31,739
	Govt.	..	..	..	..	..	..
GRAND TOTAL VALUE	Private	19,37,699	29,27,13,722	2,79,575	1,18,416	23,47,366	29,73,96,684
	Govt.	..	..	..	..	..	..

[*Continued on next page*]

No. 21—*concluded*

TOTAL VALUE of the REGISTERED IMPORTS and EXPORTS of GOLD and SILVER COIN and BULLION, also CURRENCY NOTES, into and from each PROVINCE of BRITISH INDIA, in the Official Year 1936-37—concluded

COUNTRIES		IMPORTS					
		BENGAL	BOMBAY	SIND	MADRAS	BURMA	TOTAL
		R	R	R	R	R	R
CURRENCY NOTES—							
United Kingdom (*including* Channel Islands)	Private	..	..	..	..	..	..
	Govt.	..	..	..	..	..	..
Aden and Dependencies	Private	..	19,615	..	..	..	19,615
	Govt.	..	..	..	..	..	..
Bahrein Islands		..	..	..	..	..	..
Anglo-Egyptian Sudan		..	..	..	..	..	..
TOTAL BRITISH EMPIRE	Private	..	19,615	..	..	..	19,615
	Govt.	..	..	..	..	..	..
Maskat Territory and Trucial Oman	Private	..	9,675	4,490	..	..	14,165
	Govt.	..	..	..	..	..	..
Other Native States in Arabia		..	1,69,585	1,000	..	..	1,70,585
Iraq		..	33,100	..	..	..	33,100
Iran		..	..	..	..	..	..
Java		..	..	..	..	..	..
TOTAL FOREIGN COUNTRIES	Private	..	2,12,310	5,490	..	..	2,17,800
	Govt.	..	..	..	..	..	..
GRAND TOTAL VALUE	Private	..	2,31,925	5,490	..	..	2,37,415
	Govt.	..	..	..	..	..	..
		EXPORTS					
United Kingdom (*including* Channel Islands)	Private	..	..	..	..	..	..
	Govt.	..	..	..	..	..	..
Aden and Dependencies	Private	..	3,000	..	..	..	3,000
	Govt.	..	20,00,000	..	..	..	20,00,000
Bahrein Islands		..	..	..	..	..	..
Ceylon (*excluding* Maldives)		..	..	..	25,31,530	..	25,31,530
Straits Settlements		..	..	..	..	..	..
TOTAL BRITISH EMPIRE	Private	..	3,000	..	25,31,530	..	25,34,530
	Govt.	..	20,00,000	..	..	..	20,00,000
Maskat Territory and Trucial Oman		..	..	1,09,100	..	..	1,09,100
Iran		..	..	..	..	..	..
Egypt		..	..	..	..	..	..
TOTAL FOREIGN COUNTRIES	Private	..	..	1,09,100	..	..	1,09,100
	Govt.	..	..	..	..	..	..
GRAND TOTAL VALUE	Private	..	3,000	1,09,100	25,31,530	..	26,43,630
	Govt.	..	20,00,000	..	..	..	20,00,000

APPENDIX A.

ALTERATIONS IN THE RECORD OF ARTICLES IN THE ANNUAL STATEMENT OF TRADE.

THE FOLLOWING ALTERATIONS WERE MADE IN THE STATEMENT OF THE SEA-BORNE TRADE OF BRITISH INDIA WITH THE BRITISH EMPIRE AND FOREIGN COUNTRIES FOR 1936-37.

IMPORTS OF BRITISH AND FOREIGN MERCHANDISE.

	Page	
Belting for Machinery—		
Of hair	45	Now separately specified.
Chemicals and chemical preparations (*excluding* chemical manures and medicines)—		
Ammonia and Salts thereof—		
Carbonate and bicarbonate of ammonia	66	Now separately specified.
Muriate of ammonia	67	
Calcium compounds—		
Calcium chloride	71	
Sodium compounds—		
Sodium hydrosulphite	80	
Sodium hyposulphite	80	
Fruits and Vegetables—		
Fresh vegetables of all kinds	123	Now sub-divided into—
	124	(1) Potatoes.
	124	(2) All others.
Hardware (*excluding* cutlery and electroplatedware)—		
Implements and tools *other than* agricultural implements and machine tools.	152	Now sub-divided into—
	153	(1) Grub hoes (Mamooties or Powrahs).
	153	(2) Others.
Hand pumps	155	Now separately shown.
Instruments, Apparatus and Appliances and parts thereof—		
Photographic	183	Now revised as follows :—
		(1) Cinema talkie apparatus and equipments—
	180	(*a*) Cinema projecting apparatus and parts and accessories.
	180	(*b*) Sound recording apparatus and parts and accessories.
		(2) Cinematograph films—
	181	(*a*) Raw.
	182	(*b*) Exposed.
	183	(3) All others.
Wireless apparatus	187	Now revised as follows :—
	185	(1) Complete wireless receivers.
	186	(2) Wireless valves.
	186	(3) Component parts of wireless receivers other than valves.
	186	(4) Others.
Electrical—Wireless valves	187	Now transferred to Wireless apparatus.

APPENDIX A—*contd.*

	Page	
Machinery and Millwork—		Now subdivided into—
Metal working machinery	224	(1) Machine, tools, namely, drilling, grinding, milling planing and shaping machines and lathes
	225	(2) Others
Metals and Ores—		
Brass, Bronze and similar alloys—		
Wood screws	251	Now shown separately
Iron or steel—		Now sub-divided into—
Tubes, pipes and fittings, wrought	276	(1) Up to 6 inches in diameter
	276	(2) Others
Fents not exceeding 4 yards in length	458	Now revised as follows :—
		Fents not being *bona fide* remnants of piecegoods or other fabrics—
	456	(1) Of cotton not exceeding 4 yards in length
	457	(2) Of silk, Artificial silk, Silk mixture or Artificial silk mixture, not exceeding 2½ yards in length
	457	(3) Of other materials not exceeding 4 yards in length
Wool manufactures—		
Yarn and knitting wool		Now revised as follows :—
	477	(1) Worsted yarn for weaving
	477	(2) Knitting wool
	478	(3) Other sorts
Wood and timber—		
Logs and timber for match-making	513	Now separately shown
Ply wood and other laminated wood (*other than* veneers for match boxes)	515	Now separately shown
Articles imported as baggage (dutiable) not otherwise specified	519	Now shown separately
Special Statistics of opium and other dangerous drugs—		
Narcotic drugs, restricted	893	Classification now revised
EXPORTS OF INDIAN MERCHANDISE.		
Boots and Shoes—		
Rubber soled with canvas uppers	527	Sub-heads now shown separately
Others	527	Sub-heads now shown separately
Fodder, bran and pollards—		
Rice bran	553	Now includes rice meal and dust
Rice meal and dust	554	Now included with "rice bran"
Special Statistics of opium and other dangerous drugs—		
Narcotic drugs restricted	900	Classification now revised
EXPORTS OF FOREIGN MERCHANDISE.		
Special Statistics of opium and other dangerous drugs—		
Narcotic drugs, restricted	898	Classification now revised

APPENDIX B.

LIST OF COUNTRIES THE TRADE WITH WHICH IS SEPARATELY RECORDED.

As on the 1st April, 1935.

British Empire (*including* Protectorates and Territories administered under Mandates)

Europe—

- United Kingdom (*including* Channel Islands)
- Irish Free State
- Gibraltar
- Malta and Gozo

Asia—

- Cyprus
- Palestine
- Aden and Dependencies
- Bahrein Islands
- Ceylon (*excluding* Maldives)
- Maldives
- Straits Settlements
- Federated Malay States
- Non-Federated Malay States
- British Borneo
- Hongkong

Africa—

Br. West Africa:
- Gambia
- Sierra Leone
- Gold Coast (*including* Br. Mandated Territory of Togoland)
- Nigeria (*including* Br. Mandated Territory of Cameroons)
- St. Helena and Ascension

- Protectorate of South-West Africa
- Union of South Africa
- Bechuanaland Protectorate
- Basutoland
- Swaziland
- Rhodesia, Northern
- " Southern

Br. East Africa:
- Zanzibar and Pemba
- Kenya Colony
- Uganda Protectorate
- Tanganyika Territory
- Nyasaland Protectorate
- Somaliland Protectorate

- Anglo-Egyptian Sudan
- Mauritius and Dependencies
- Seychelles
- Socotra

British Empire (*including* Protectorates and Territories administered under Mandates)—*continued*

America—

North America:
- Canada:
  - *Vid* Atlantic Coast
  - " Pacific Coast
- Newfoundland and Labrador
- Bermuda
- Bahamas

- British West India Islands (*excluding* Bahamas)
- British Honduras
- British Guiana
- Falkland Islands

Oceania—

- Commonwealth of Australia
- Territory of Papua
- New Guinea
- Other British Pacific Islands
- New Zealand
- Nauru and Western Samoa
- Cook Islands
- Union Islands (or Tokelau)
- Fiji Islands

Foreign Countries

Europe—

- U. S. S. R.:
  - Northern
  - Southern
  - Pacific Ports (in Asia)
- Finland
- Estonia
- Latvia
- Lithuania
- Sweden
- Norway
- Spitzbergen
- Poland (*including* Danzig)
- Denmark
- Iceland
- Germany
- Netherlands
- Belgium
- Luxemburg
- France
- Spain
- Andorra

Foreign Countries—*continued*

Europe—continued

- Portugal (*including* Azores and Madeira)
- Switzerland
- Italy (*including* Fiume)
- Italian Aegean Islands
- Austria
- Hungary
- Czechoslovakia
- Yugoslavia (Kingdom of the Serbs, Croats and Slovenes)
- Albania
- Bulgaria
- Roumania
- Greece (*including* Crete)
- Turkey, European
- " Asiatic

Asia—
- Syria
- Maskat Territory and Trucial Oman
- Other Native States in Arabia
- Iraq
- Iran
- Henjam Island
- Afghanistan
- Sumatra
- Java
- Borneo (Dutch)
- Dutch New Guinea
- Celebes and other Islands
- Siam
- French Indo-China
- Philippines
- Macão
- Portuguese Timor
- Japan
- Korea
- Formosa
- China (*exclusive* of Hongkong and Macão)

Africa—
- Egypt

North Africa:
- Tripoli (Libya)
- Tunis
- Algeria
- Morocco, Spanish
- Morocco, French Protectorate
- Morocco, Tangier
- Canary Islands

APPENDIX B—*continued*

LIST OF COUNTRIES THE TRADE WITH WHICH IS SEPARATELY RECORDED—*continued*

As on the 1st April, 1935—*contd.*

Foreign Countries—*continued*

Africa—continued

West Africa:
- Spanish West Africa
- French West Africa (*including* French Mandated Territories of Togoland and Cameroons)
- Liberia
- French Equatorial Africa
- Belgian Congo (*including* Ruanda-Urundi)
- Portuguese West Africa
- Portuguese Guinea
- Cape Verde Islands

Sao Thome Principe

East Africa:
- Portuguese East Africa
- Madagascar and Kerguelen
- Reunion
- Italian East Africa (Somaliland and Eritrea)
- French Somaliland
- Abyssinia

America—

United States of America :

Vid Atlantic Coast

,, Pacific Coast

Foreign Countries—*continued*

America—continued

Alaska

Greenland

West Indies:
- Cuba
- Hayti and St. Domingo
- Porto Rico
- French West Indies (Guadelope and Martinique)
- St. Pierre et Miquelon
- Virgin Islands of the United States
- Dutch West Indies (Curacao)

Mexico

Central America:
- Guatemala
- Honduras (not British)
- San Salvador
- Nicaragua
- Costa Rica

South America:
- Columbia
- Panama (*including* Panama Canal Zone)
- Venezuela
- Dutch Guiana
- French Guiana

Foreign Countries—*concluded*

America—concluded

South America:
- Brazil
- Paraguay
- Uruguay
- Argentine Republic (*including* the Atlantic Coast of Patagonia)
- Chile (*including* the Pacific Coast of Patagonia)
- Peru
- Ecuador
- Bolivia

Hawaii

Guam

Other Islands in the Pacific

Arctic Region

Antarctic Regions

Fisheries

INDEX

ARTICLES	IMPORTS		EXPORTS			
			INDIAN MERCHANDISE		FOREIGN MERCHANDISE	
	Abstract Tables	General Imports	Abstract Tables	General Exports	Abstract Tables	General Exports
	Page	Page	Page	Page	Page	Page
Acids :						
Acetic	—	62	—	—	—	—
Carbolic	—	62	—	—	—	—
Citric	—	62	—	—	—	—
Hydrochloric	—	62	—	—	—	—
Nitric	—	62	—	—	—	—
Oxalic	—	62	—	—	—	—
Sulphuric	—	62	—	—	—	758
Tartaric	—	64	—	—	—	—
Other sorts	—	64	—	—	—	—
Accoutrements (*included* with "Apparel, etc.").						
Aerated water making machinery	—	220	—	—	—	—
Agricultural implements	—	149	—	—	—	—
,, tractors and parts	—	220	—	—	—	—
Aircraft	—	502	—	—	—	—
Ajama seeds	—	—	—	655	—	—
Ajwan ,,	—	—	—	655	—	—
Ale, beer, and porter (*vide* Liquors).						
Alizarine dyes	—	104	—	—	—	765
Almond oil	—	226	—	—	—	—
Almonds	—	125	—	—	—	—
Aloes	—	95	—	—	—	—
Alum	—	65	—	—	—	—
Aluminous sulphates	—	66	—	—	—	757
Aluminium (*vide* Metals and Ores).						
Ammonia and Salts thereof (*vide* Chemicals, etc.).						
Ammonium Sulphate	—	239	—	610	—	—
,, Phosphate	—	241	—	—	—	—
Ammunition (*included* with "Arms, etc.").						
Anchors and cables of iron or steel	—	265, 362	—	616	—	796
Angle and tee, bolt and rod iron	—	358, 360	—	614	—	—
,, ,, ,, of steel	—	360	—	—	—	—
Anhydrous ammonia	—	66	—	—	—	—
Aniline dyes	—	—	—	—	—	766
Animal fat (*included* in "Tallow and stearine").						
Animal oils (*vide* Oils).						
Animals, living :						
Cattle (*excepting* sheep and goats)	—	—	—	522	—	—
Horses	—	29	—	522	—	752
Sheep and goats	—	—	—	522	—	—
Other kinds	—	29	—	522	—	752
Aniseed	—	—	—	656	—	—
Apparatus (*included* with "Instruments, etc.").						
Apparel (*including* drapery, uniforms, and accoutrements)	—	30, 346	—	524 877	—	758, 885
Cotton knitted fabrics	—	31	—	—	—	—
Woollen knitted apparel	—	31	—	—	—	—
Others	—	32	—	—	—	—
Gold and silver thread	—	33	—	—	—	—

ARTICLES	IMPORTS		EXPORTS			
			INDIAN MERCHANDISE		FOREIGN MERCHANDISE	
	Abstract Tables	General Imports	Abstract Tables	General Exports	Abstract Tables	General Exports
	Page	Page	Page	Page	Page	Page
Hats, caps, bonnets, and hatter's ware	—	33	—	—	—	—
Lametta	—	34	—	—	—	—
Second-hand clothing	—	34	—	—	—	—
Waterproofed clothing	—	34	—	—	—	—
Appliances (*included* with "Instruments, etc.").						
Arabic, Gum	—	144	—	578	—	776
Arms, ammunition, and military stores :	—	—	—	525, 877	—	—
Cartridge cases : Filled :						
Shot gun cartridges, filled	—	36	—	—	—	—
Rifle and other cartridges, filled	—	36	—	—	—	—
Empty	—	37	—	—	—	—
Explosives :						
Blasting fuse	—	38	—	—	—	754
,, gelatine	—	38	—	—		
Dynamite	—	38	—	—		
Gelatine dynamite	—	39	—	—		
Other Nitro-compound explosives	—	39	—	—		
Detonators	—	39	—	—		
Others	—	39	—	—		
Firearms, and parts thereof—						
Firearms	—	40	—	—	—	754, 885
Parts of firearms	—	40	—	—	—	
Gunpowder, black	—	41	—	—	—	—
,, smokeless	—	41	—	—	—	—
,, others	—	42	—	—	—	—
Other sorts of Arms, etc.	—	42, 346	—	—	—	754, 885
Arsenic and its oxides	—	68	—	—	—	757
Art, works of (*other than* pictures)	—	43	—	525	—	755
Articles of stone and marble	—	387	—	—	—	—
,, imported as baggage	—	519	—	—	—	—
Artificial silk :						
Artificial silk yarn	—	485	—	—	—	—
Hosiery—Socks and stockings made entirely of artificial silk	—	485	—	—	—	—
Piece goods of cotton and artificial silk	—	487	—	—	—	—
Piecegoods made entirely of artificial silk	—	486	—	—	—	—
Piecegoods made of cotton and artificial silk (total)	—	487	—	—	—	—
Goods of artificial silk mixed with other materials—						
Containing 50 per cent or more cotton	—	487	—	—	—	—
Containing no cotton or less than 50 per cent cotton	—	487	—	—	—	—
Piecegoods of cotton embroidered or superimposed with artificial silk	—	488	—	—	—	—
Other sorts	—	489	—	—	—	—
Asafœtida	—	95	—	542	—	762
Asbestos, raw	—	43	—	—	—	—
,, manufactures—						
Asbestos packing	—	43	—	—	—	—
Sheets, plates, etc., of Asbestos cement	—	43	—	—	—	—
Other manufactures	—	44	—	—	—	—
Asphalt	—	54	—	—	—	—

INDEX—*continued*

ARTICLES	IMPORTS		EXPORTS			
			INDIAN MERCHANDISE		FOREIGN MERCHANDISE	
	Abstract Tables	General Imports	Abstract Tables	General Exports	Abstract Tables	General Exports
	Page	Page	Page	Page	Page	Page
Bacon and hams	—	352	—	—	—	—
Baggages, etc., articles imported as	—	519	—	—	—	—
Bags, gunny	—	466	—	720	—	—
,, and sacks of hemp	—	464	—	—	—	—
,, and trunks of leather	—	194	—	604	—	—
Bajra, Jowar and—	—	140	—	862	—	—
Bangles, glass	—	133	—	—	—	—
Barks for tanning	—	103	—	545	—	—
Bars and channels (iron)	—	259, 860	—	615	—	—
,, ,, ,, (iron or steel)	—	—	—	—	—	796
Bars of steel	—	261, 861	—	616	—	—
Barley	—	139	—	561,878	—	—
Barytes	—	309	—	—	—	—
Baskets and basketware	—	44	—	—	—	—
Batching oils	—	300	—	—	—	—
Batteries	—	169	—	—	—	—
Beads and false pearls	—	135	—	—	—	773
Beams, channels, pillars, girders, and bridgework of iron or steel	—	256	—	—	—	—
Beans	—	139	—	562	—	—
Bêche-de-mer	—	—	—	649	—	—
Bedsteads	—	129	—	—	—	—
Beer, Ale, —, and porter	—	198,856	—	880	—	787
Beet Sugar	—	389	—	—	—	—
Belting for machinery:						
of cotton	—	45	—	—	—	—
of hair	—	45	—	—	—	—
of leather	—	45	—	—	804	—
of other materials (including coir)	—	46	—	—	—	—
Benjamin, Gum—	—	145	—	579	—	776
Benzine, Benzol, Petrol, and other motor spirits	—	301	—	631	—	—
Bergamot oil	—	295	—	—	—	—
Betelnuts	—	376	—	672	—	—
Bicarbonate of soda	—	76	—	—	—	—
Bichromate of potassium	—	76	—	—	—	—
,, soda	—	78	—	—	—	—
Billets and slabs. Ingots, Blooms, — (steel)	—	264	—	—	—	—
Biscuits and cakes	—	352	—	—	—	—
Blankets (cotton)	—	413	—	—	—	—
Blankets and rugs *other than* floor rugs (wool)	—	478	—	—	—	—
Blasting fuse	—	38	—	—	—	—
,, gelatine	—	38	—	—	—	—
Bleaching powder	—	69	—	—	—	—
Bleaching and dyeing machinery (cotton)	—	231	—	—	—	—
Blooms. Ingots, —, billets, and slabs (steel)	—	264	—	—	—	—
Bobbins	—	47	—	—	—	—
Boilers (machinery)	—	232	—	—	—	—
Bolt, Angle and tee —, and rod (iron)	—	258, 860	—	614	—	—
,, and nuts of iron or steel	—	266	—	—	—	—
Bones for manurial purposes	—	—	—	607	—	—
Bones for manufacturing purposes	—	—	—	526	—	—
Bonemeal	—	—	—	607	—	—
Bonnets, Hats, caps, —, and hatter's ware	—	33	—	—	—	—

ARTICLES	IMPORTS		EXPORTS			
			INDIAN MERCHANDISE		FOREIGN MERCHANDISE	
	Abstract Tables	General Imports	Abstract Tables	General Exports	Abstract Tables	General Exports
	Page	Page	Page	Page	Page	Page
Books, printed, and printed matter (*not being* stationery) *including* maps and charts	—	48, 847	—	526, 877	—	755
Boots and shoes	—	847	—	878	—	756
All leather	—	48	—	—	—	—
Rubber soled—						
With canvas uppers	—	49	—	527	—	—
With uppers of leather or other materials	—	49	—	—	—	—
All Rubber	—	50	—	—	—	—
of other materials	—	50	—	527	—	—
Boot and shoe manufacturing machinery	—	223	—	—	—	—
Borax	—	79	—	533	—	—
Bottled fruits, Canned or—	—	353	—	—	—	—
Bottles, glass	—	134, 852	—	—	—	773
,, soda water	—	134	—	—	—	—
Boxes, Safes and strong — of metal	—	156	—	—	—	—
Braids, woollen	—	476	—	—	—	—
,, cotton	—	413	—	—	—	—
Bran, Poddee, — and pollards	—	122	—	553	—	—
Brandy	—	200	—	—	—	786
Brass (for details *see* under "Metals").						
Braziers (copper)	—	254	—	—	—	—
Bricks, Tiles, ingots, cakes, and —, of unwrought copper	—	254, 859	—	880	—	795, 868
Bricks (Building)	—	—	—	529	—	—
Bristles	—	—	—	528	—	—
Bristles and fibre for brushes and brooms.	—	51	—	—	—	—
British dollars (*Vide* Treasure):						
Bronze—*see* Brass under "Metals".						
Brushes and Brooms:						
Brushes:						
Paint and varnish brushes	—	51	—	—	—	—
Toilet brushes	—	52	—	—	—	—
Other brushes	—	53	—	—	—	—
Brooms	—	53	—	—	—	—
Buckets of tinned or galvanised iron	—	149	—	—	—	—
Builders' hardware, such as locks, hinges, etc.	—	150	—	—	—	—
Building and engineering materials: *other than* of iron, steel, or wood.	—	—	—	879	—	756, 886
Asphalt	—	54	—	—	—	—
Bricks	—	—	—	529	—	—
Bricks, *other than* firebricks	—	54	—	—	—	—
Firebricks	—	55, 848	—	—	—	—
Other bricks	—	848	—	—	—	—
Cement	—	848	—	—	—	—
,, Portland	—	55	—	—	—	—
,, other kinds	—	56	—	—	—	—
Chalk and lime, *excluding* French chalk	—	57	—	529	—	—
Clay	—	57	—	—	—	—
Magnesite	—	—	—	530	—	—
Tiles	—	57, 848	—	530	—	—
Other kinds	—	58, 849	—	530	—	—
Buffalo hides, raw	—	—	—	581	—	—
,, ,, tanned or dressed	—	—	—	597	—	—

INDEX—*continued*

ARTICLES	IMPORTS		EXPORTS				ARTICLES	IMPORTS		EXPORTS			
			INDIAN MERCHANDISE		FOREIGN MERCHANDISE					INDIAN MERCHANDISE		FOREIGN MERCHANDISE	
	Abstract Tables	General Imports	Abstract Tables	General Exports	Abstract Tables	General Exports		Abstract Tables	General Imports	Abstract Tables	General Exports	Abstract Tables	General Exports
	Page	Page	Page	Page	Page	Page		Page	Page	Page	Page	Page	Page
Bulbs included in Plants, living—													
Bulbs (lamp, electric):													
Gas filled electric bulbs	—	165	—	—	—	—	Cement:	—	848	—	—	—	—
Vacuum electric bulbs	—	166	—	—	—	—	Portland	—	55	—	—	—	—
Electric bulbs for automobiles	—	166	—	—	—	—	Other kinds	—	56	—	—	—	—
Electric bulbs for torches	—	166	—	—	—	—	Chadars:						
Wireless valves	—	167, 186	—	—	—	—	Grey	—	418, 422	—	696	—	—
Bullion (*vide* Treasure)							White	—	424	—	700	—	—
Butter	—	353	—	649	—	—	Coloured, printed, or dyed	—	431, 438, 444	—	—	—	—
Button, lac	—	192	—	593	—	—	Chairs and fishplates of steel or iron. Rails — (*including* those for railways)	—	269, 802	—	—	—	—
Buttons, of all sorts:							Chalk and lime (*excluding* French Chalk)	—	57	—	529	—	—
Metal	—	59	—	—	—	—	Chalk, French	—	61	—	—	—	—
Other sorts	—	60	—	—	—	—	Champagne and other sparkling wines	—	205	—	—	—	790
Cabinetware; Furniture and —(*see* details under "Furniture and Cabinetware")							Channels. Bars and—of iron	—	259, 860	—	615	—	—
Cables: Anchors, and—of iron or steel	—	265, 862	—	616	—	796	,, Bars and—of steel	—	261, 861	—	616	—	—
Cables: Electric wires and—(*see* details under "Instruments, Electrical")							,, Bars and — of (iron or steel)	—	—	—	—	—	796
Cajuputi oil	—	295	—	—	—	—	Charts (included with "Books and printed matters")						
Cakes. Biscuits and—	—	352	—	—	—	—	Chasam or waste, silk	—	—	—	731	—	—
Calcium carbide	—	70	—	—	—	—	Checks, spots, and stripes of cotton cloth, white (bleached)						
Calf skins, raw (*vide* Hides and Skins)							,, ,, (coloured, printed, or dyed) (*vide* Cotton Piecegoods)						
,, ,, dressed (*vide* Leather)							Cheese (*including* canned)	—	356	—	649	—	—
Camphor	—	95	—	542	—	762	Chemicals and chemical preparations, etc.	—	849	—	—	—	886
,, oil	—	295	—	—	—	—	Acids:						
Candles of all kinds	—	61	—	531	—	756	Acetic (pyroligneous)	—	62	—	—	—	—
Canes and rattans	—	61	—	532	—	757	Carbolic	—	62	—	—	—	—
Canned or bottled fruits	—	353	—	—	—	—	Citric	—	62	—	—	—	—
Canvas: Cotton	—	414	—	695	—	822	Hydrochloric	—	62	—	—	—	—
Flax	—	459, 871	—	—	—	—	Nitric	—	63	—	—	—	—
Jute	—	465	—	716	—	—	Oxalic	—	63	—	—	—	—
Carbazole blue	—	110	—	—	—	—	Sulphuric	—	63	—	—	—	758
Carbolic acid	—	63	—	—	—	—	Tartaric	—	64	—	—	—	—
Carbon, electric	—	170	—	—	—	—	Other sorts	—	64	—	—	—	—
Cardamoms	—	378	—	673	—	815	Alum	—	65	—	—	—	—
Cardboard. Pasteboard, millboard, and —, of all kinds	—	337, 868	—	645	—	810	Aluminous sulphates	—	66	—	—	—	757
Cards: Playing —	—	495	—	—	—	—	Ammonia and salts thereof:	—	—	—	—	—	757
Carpets and rugs, woollen	—	—	—	784	—	—	Anhydrous	—	66	—	—	—	—
Carpets and floor rugs, woollen	—	479	—	—	—	—	Carbonate and Bicarbonate of Ammonia	—	66	—	—	—	—
Carriages and carts not mechanically propelled and parts thereof (*including* railway carriages, trucks, etc.) (for details *see* under "Vehicles, etc.")	—	—					*Muriate* of Ammonia	—	67	—	—	—	—
							Others	—	67	—	—	—	—
							Arsenic and its oxides	—	68	—	—	—	757
Cars. Motor —	—	504	—	—	—	—	Bleaching materials:						
Cartridge cases:							Bleaching powder (calcium hypochlorate, chloride of lime)	—	69	—	—	—	—
Shot gun cartridges, filled	—	86	—	—	—	—	Other sorts	—	69	—	—	—	—
Rifle and other cartridges, filled	—	86	—	—	—	—	Calcium Compounds— Carbide of calcium	—	70	—	—	—	—
Empty	—	87	—	—	—	—	Calcium Chloride	—	71	—	—	—	—
Casein	—	—	—	532	—	—	Copperas (ferrous sulphate)	—	71	—	—	—	—
Cassia (spices)	—	378	—	—	—	815	Copper sulphate	—	71	—	—	—	—
Cast steel (*vide* Steel under Metals and Ores)							Disinfectants: Naphthalene	—	72	—	—	—	—
Castor cake	—	—	—	639	—	—	Others	—	72	—	—	—	—
,, oil	—	—	—	632	—	—	Glycerine	—	73	—	—	—	—
,, seeds	—	—	—	660	—	—	Lead compounds: Acetate	—	73	—	—	—	—
Cattle (excepting sheep and goats)	—	—	—	522	—	—	Litharge	—	74	—	—	—	—
Caustic soda	—	70	—	—	—	—	Others	—	74	—	—	—	—

INDEX—*continued*

ARTICLES	IMPORTS		EXPORTS			
			INDIAN MERCHANDISE		FOREIGN MERCHANDISE	
	Abstract Tables	General Imports	Abstract Tables	General Exports	Abstract Tables	General Exports
	Page	Page	Page	Page	Page	Page
Chemicals, etc.—*contd.*						
Magnesium compounds :						
Chloride	—	75	—	534	—	—
Sulphate	—	75	—	—	—	—
Others	—	75	—	534	—	—
Potassium compounds :						
Bichromate	—	76	—	—	—	—
Chlorate	—	76	—	—	—	—
Cyanide of potassium	—	77	—	—	—	—
Saltpetre (potassium nitrate)	—	—	—	533	—	—
Other sorts	—	77	—	533	—	—
Sodium compounds :						
Sodium bicarbonate	—	78	—	—	—	—
„ bichromate	—	78	—	—	—	—
Borax	—	79	—	533	—	—
Caustic soda	—	79	—	—	—	—
Sodium cyanide	—	80	—	—	—	—
„ Hydrosulphite	—	80	—	—	—	—
„ Hyposulphite	—	80	—	—	—	—
„ sulphide	—	81	—	—	—	—
„ carbonate	—	81	—	—	—	—
„ sulphate	—	80	—	—	—	—
„ silicate	—	82	—	—	—	—
Other sorts	—	82	—	533	—	—
Sulphur (Brimstone)	—	83	—	—	—	—
Zinc compounds :						
Chloride	—	84	—	—	—	—
Others	—	84	—	—	—	—
Other sorts of chemicals	—	84	—	534	—	758
Chillies	—	379	—	673	—	—
China clay	—	86	—	—	—	—
Chinese and Japanese-ware (*excluding* lacquered-ware, but *excluding* earthenware and porcelain)	—	86	—	—	—	759
Chlorate. Potassium —	—	76	—	—	—	—
Chocolate. Cocoa and —	—	357	—	—	—	—
Chromite (chrome iron ore)	—	—	—	612	—	—
Chutnies. Pickles, —, sauces, and condiments	—	362	—	—	—	—
Chutnies. Pickles, —, and condiments	—	—	—	651	—	—
Cider and other fermented liquors	—	200	—	—	—	788
Cigarettes	—	491	—	739	—	—
Cigars	—	491	—	739	—	—
Cinchona bark	—	849	—	542	—	—
Cinema-Talkie Apparatus—Cinema projecting, etc.	—	180	—	—	—	—
Sound recording, etc.	—	180	—	—	—	—
Cinematograph films	—	181	—	—	—	—
Cinnamon (spices)	—	379	—	674	—	—
„ oil	—	—	—	630	—	—
Citric acid	—	62	—	—	—	—
Citronella	—	—	—	630	—	—
Clay	—	87	—	—	—	—
Clocks and watches and parts thereof :						
Clocks and time-pieces	—	87	—	—	—	759
Watches	—	87	—	—	—	
Parts of clocks and watches	—	88	—	—	—	760
Cloth, gunny (jute)	—	466	—	725	—	—
„ hemp	—	464	—	—	—	—
Cloves (spices)	—	379	—	674	—	816
Clove Oil	—	296	—	—	—	—

ARTICLES	IMPORTS		EXPORTS			
			INDIAN MERCHANDISE		FOREIGN MERCHANDISE	
	Abstract Tables	General Imports	Abstract Tables	General Exports	Abstract Tables	General Exports
	Page	Page	Page	Page	Page	Page
Coal and Coke :						
Coal	—	89 } 849	—	535 } 978	—	760
Coke	—	80 }	—	536 }		
Coal shipped for the use of steamers, etc., engaged in the foreign trade	—	—	—	537	—	760
Coal-mining machinery	—	225	—	—	—	—
Coatings and Trimmings	—	445	—	—	—	—
Coal-tar dyes (for details *see* under "Dyeing and Tanning Substances")						
Cocaine	—	96	—	—	—	—
Cochineal	—	108	—	—	—	765
Cocoa and chocolate	—	357	—	—	—	—
Cocoanuts	—	122	—	556	—	—
Cocoanut cake	—	—	—	639	—	—
„ kernel or copra	—	371	—	661	—	—
„ oil	—	308	—	633	—	—
Cocoons	—	468	—	731	—	—
Codliver oil	—	96	—	—	—	—
Coffee (*other than* roasted or ground)	—	90	—	537	—	761
Coin (*vide* Treasure)						
Coir, manufactured (*excluding* rope and belting)	—	91	—	—	—	—
Coir yarn	—	—	—	538	—	—
„ mats and matting	—	—	—	539	—	—
„ other sorts	—	—	—	539	—	—
„ unmanufactured	—	91	—	538	—	—
Coke	—	89	—	536	—	—
Colours (included in Paints, etc.)						
Composition. Polishes and — for application to leather.	—	343	—	—	—	—
„ to metals.	—	343	—	—	—	—
Condensed and preserved Milk, —	—	361	—	—	—	—
Condiments. Pickles, chutnies, sauces, and —	—	362	—	—	—	—
Condiments. Pickles, chutnies, and —	—	—	—	651	—	—
Confectionery	—	357	—	650	—	—
Control and switch gear	—	216	—	—	—	—
Copper (for details *see* under "Metals.")						
Copperas	—	71	—	—	—	—
Copra. Coconut kernel or —	—	371	—	661	—	—
Coral	—	92	—	541	—	—
Cordage and rope of vegetable fibre (*excluding* jute and cotton)	—	99	—	541	—	761
Coriander seed	—	—	—	656	—	—
Cork manufactures	—	93	—	—	—	—
Cotton cake	—	—	—	639	—	—
Cotton—(Textile) machinery : Cotton bleaching and dyeing machinery. Cotton printing machinery						
Cotton spinning machinery						
Cotton weaving machinery (*vide* major head—Machinery and Millwork)						
Cotton :						
Raw	—	396	—	686	—	821
Waste	—	397	—	687	—	—
Twist and yarn	—	397-413	—	688-695	—	821, 889
Manufactures—	—	—	—	881	—	889
Blankets	—	413	—	—	—	—
Braids	—	413	—	—	—	—
Canvas	—	414	—	695	—	822
Handkerchiefs and shawls in the piece :						
Handkerchiefs	—	414 }	—	695	—	822
Shawls	—	414 }				

INDEX—*continued*

ARTICLES	IMPORTS		EXPORTS			
			INDIAN MERCHANDISE		FOREIGN MERCHANDISE	
	Abstract Tables	General Imports	Abstract Tables	General Exports	Abstract Tables	General Exports
	Page	Page	Page	Page	Page	Page
Cotton—*continued*						
Manufactures—*contd.*						
Hosiery :						
Hosiery in the piece (Knitted fabrics)	—	415				
Stockings and socks	—	870 415	—	696	—	822
Underwear	—	416				
Other sorts	—	416				
Lace and patent net	—	417	—	—	—	823
Piecegoods :						
Grey (unbleached) :						
Plain grey :						
Chádars	—	418	—	—	—	—
Dhutis, Sáris, and Scarves	—	418	—	—	—	—
Drills and Jeans	—	418	—	—	—	—
Flannel and flannelettes	—	419	—	—	—	—
Jaconets, *including* Madapollams, Mulls, and Cambrics	—	419	—	—	—	—
Longcloth and Shirtings	—	419	—	—	—	—
Printers	—	420	—	—	—	—
Sheetings	—	420	—	—	—	—
T. cloth and Domestics	—	420	—	—	—	—
Unspecified descriptions	—	421	—	—	—	—
Bordered grey :						
Chádars	—	422	—	—	—	—
Dhutis, Sáris and Scarves	—	422	—	—	—	—
Drills and Jeans	—	422	—	—	—	—
Flannel and flannelettes	—	422	—	—	—	—
Jaconets, *including* Madapollams, Mulls, and Cambrics	—	422	—	—	—	—
Longcloth and Shirtings	—	423	—	—	—	—
Printers	—	423	—	—	—	—
Sheetings	—	423	—	—	—	—
T. cloth and Domestics	—	423	—	—	—	—
Unspecified descriptions	—	423	—	—	—	—
Grey (unbleached) :						
Chádars and dhutis	—	870	—	696	—	823
Drills and Jeans			—	697		
Shirtings			—	698		
T. cloth and Domestics			—	697		
Unspecified descriptions			—	698		
White (bleached) :						
Chádars	—	424	—	700	—	824
Checks, Spots, and Stripes	—	424	—	—		
Dhutis, Sáris, and Scarves	—	425	—	700		
Drills and Jeans	—	425	—	701		
Embroidered All overs	—	425	—	—		
Flannel and flannelettes	—	426	—	—		
Jaconets, Madapollams, Mulls, Cambrics, and Muslins	—	426	—	—		
Lawns	—	426	—	—		
Longcloth and Shirtings	—	427	—	—		
Mulls	—	427	—	—		

ARTICLES	IMPORTS		EXPORTS			
			INDIAN MERCHANDISE		FOREIGN MERCHANDISE	
	Abstract Tables	General Imports	Abstract Tables	General Exports	Abstract Tables	General Exports
	Page	Page	Page	Page	Page	Page
Cotton—*continued*						
Manufactures—*contd.*						
Piece goods—*contd.*						
White (bleached)—*contd.*						
Nainsooks	—	428	—	—	—	824
Sheetings	—	428	—	—		
T. cloth and Domestics	—	429	—	701		
Twills	—	429	—	—		
Shirtings	—	—	—	701		
Unspecified descriptions	—	429	—	702		
Coloured, printed, or dyed :						
Printed goods :						
Cambrics, *including* Madapollams, Muslins, Mulls, and Jaconets	—	431	—	—	—	—
Chádars	—	431	—	—	—	—
Checks, Spots, and Stripes	—	431	—	—	—	—
Dhutis	—	432	—	—	—	—
Drills and Jeans	—	432	—	—	—	—
Embroidered All overs	—	432	—	—	—	—
Flannel and flannelettes	—	432	—	—	—	—
Lungis	—	433	—	—	—	—
Prints and Chintz	—	433	—	—	—	—
Sáris and Scarves	—	434	—	—	—	—
Sateens	—	434	—	—	—	—
Shirtings	—	435	—	—	—	—
Twills	—	435	—	—	—	—
Woven lungis and Sarongs	—	436	—	—	—	—
Unspecified descriptions	—	436	—	—	—	—
Dyed goods :						
Cambrics, *including* Madapollams, Muslins, Mulls, and Jaconets	—	437	—	—	—	—
Chádars	—	438	—	—	—	—
Checks, Spots, and Stripes	—	438	—	—	—	—
Dhutis	—	438	—	—	—	—
Drills and Jeans	—	438	—	—	—	—
Embroidered All overs	—	439	—	—	—	—
Flannel and flannelettes	—	439	—	—	—	—
Italian cloth and Sateens	—	440	—	—	—	—
Lungis	—	440	—	—	—	—
Prints and Chintz	—	440	—	—	—	—
Sáris and Scarves	—	441	—	—	—	—
Shirtings	—	441	—	—	—	—
Twills	—	441	—	—	—	—
Woven lungis and Sarongs	—	442	—	—	—	—
Unspecified descriptions	—	442	—	—	—	—
Woven coloured goods :						
Cambrics, *including* Madapollams, Muslins, Mulls, and Jaconets	—	444	—	—	—	—
Chádars	—	444	—	—	—	—
Checks, Spots, and Stripes	—	444	—	—	—	—
Coatings and Trouserings *including* Cashmeres, Serges and Tweeds	—	445	—	—	—	—
Dhutis	—	445	—	—	—	—
Drills and Jeans	—	446	—	—	—	—
Embroidered All overs	—	446	—	—	—	—
Flannel and flannelettes	—	446	—	—	—	—
Lungis and Sarongs	—	446	—	—	—	—
Prints and Chintz	—	447	—	—	—	—
Sáris and Scarves	—	447	—	—	—	—
Shirtings	—	447	—	—	—	—
Twills	—	448	—	—	—	—
Velvet and Velveteens	—	448	—	—	—	—
Unspecified descriptions	—	449	—	—	—	—

INDEX—*continued*

ARTICLES	IMPORTS		EXPORTS			
			INDIAN MERCHANDISE		FOREIGN MERCHANDISE	
	Abstract Tables	General Imports	Abstract Tables	General Exports	Abstract Tables	General Exports
	Page	Page	Page	Page	Page	Page
Cotton —*concluded*						
Manufactures—*concld.*						
Piecegoods—*concld.*						
Coloured, printed, or dyed :						
Lungis and Saris	—	870	—	703	—	825
Drills and Jeans			—	704		
Unspecified descriptions			—	704		
Fents of all descriptions	—	—	—	—	—	826
,, not more than 9 yds. in length.	—	451	—	—	—	—
,, Others	—	451	—	—	—	—
Goods of Cotton mixed with other materials	—	453	—	—	—	—
Rope	—	453	—	—	—	827
Thread, sewing or darning	—	454	—	709	—	827
,, others	—	454	—	—	—	—
Towels in the piece	—	454	—	—	—	—
Other sorts of manufactures	—	455, 871	—	709	—	828
Cotton, seed	—	—	—	661	—	—
,, seed oil	—	—	—	634	—	—
Cow hides, raw	—	—	—	582	—	—
,, ,, tanned or dressed	—	—	—	598	—	—
Cowries	—	374	—	671	—	—
,, Shells and —(for details *see* under "Shells and Cowries").						
Cummin seeds (*other than* black)	—	—	—	657	—	—
,, ,, (black)	—	—	—	657	—	—
Currants and raisins	—	126	—	—	—	—
Currency notes (*Vide* Treasure).						
Cutch and gambier	—	104	—	545	—	765
Cutlery :						
Pruning knives	—	93	—	—	—	761
Other kinds	—	93	—	—		
Cuttings of hides and skins, raw	—	—	—	580	—	—
Cyanide of potassium	—	77	—	—	—	—
Cycles imported entire or in sections	—	501	—	—	—	—
,, motor (*including* scooters)	—	505	—	—	—	—
Dangerous drugs (for details *see* under "Opium and other dangerous drugs")						
Dangerous petroleum flashing below 76° F.—Benzine, Benzol, Petrol, and other motor spirit (*see* under oil).						
Dates	—	126	—	—	—	770
Deal and pinewood	—	511	—	—	—	—
Denatured spirit	—	208	—	—	—	—
Diamonds	—	345	—	—	—	—
Dil oil	—	296	—	—	—	—
Dil seed. Sawa or—	—	—	—	658	—	—
Disinfectants :						
Naphthalene	—	72	—	—	—	—
Others	—	72	—	—	—	—
Dollars, British (*Vide* Treasure).						
,, Straits (*Vide* Treasure).						
Domestic hardware, *other than* enamelled ironware	—	150	—	—	—	—
Domestics, T. Cloth and— (*see* under cotton)						
Drapery (*included* with "Apparel, etc.")						
Drills and Jeans : (*see* under cotton)						

ARTICLES	IMPORTS		EXPORTS			
			INDIAN MERCHANDISE		FOREIGN MERCHANDISE	
	Abstract Tables	General Imports	Abstract Tables	General Exports	Abstract Tables	General Exports
	Page	Page	Page	Page	Page	Page
Drugs and Medicines :	—	—	—	878	—	886
Aloes	—	95	—	—	—	—
Asafœtida	—	95	—	542	—	762
Camphor	—	95	—	542	—	762
Cinchona bark	—	849	—	542	—	—
Cocaine	—	96	—	—	—	—
Cod liver oil	—	96	—	—	—	—
Galangal	—	—	—	542	—	—
Morphia	—	97	—	—	—	—
Preparations of Opium and Morphia	—	97	—	—	—	—
Nux vomica (Strychnia)	—	—	—	542	—	—
Proprietary and patent medicines	—	97	—	—	—	—
Quinine and its Alkaloids,						
,, salts :	—	—	—	542	—	—
,, sulphate or bisulphate	—	98, 850	—	—	—	762
,, hydrochloride or dihydrochloride	—	99, 850	—	—	—	763
,, Others	—	99, 850	—	—	—	763
Sarsaparilla and preparations thereof	—	100	—	—	—	—
Saccharine	—	[100	—	—	—	763
Senna	—	—	—	543	—	—
Storax, *including* liquid storax (rose mallows)	—	101	—	—	—	—
Other sorts of drugs and medicines	—	101, 850	—	543	—	763
Medicines and Narcotics	—	851	—	—	—	—
Dyeing and Tanning substances :						
Barks for tanning	—	103	—	545	—	—
Cochineal	—	103	—	—	—	765
Cutch and Gambier	—	104	—	545	—	765
Dyes obtained from coal tar :	—	111	—	—	—	—
Alizarine	—	104	—	—	—	764
Dry :						
Not exceeding 40 per cent.	—	104	—	—	—	—
Exceeding 40 per cent.	—	104	—	—	—	—
Moist :						
Not exceeding 16 per cent.	—	105	—	—	—	—
Over 16 per cent. but not exceeding 20 per cent.	—	105	—	—	—	—
Exceeding 20 per cent.	—	106	—	—	—	—
Aniline	—	—]	—	—	—	766
Congo red	—	107	—	—	—	—
Coupling dyes of the Naphthol group—	—	107	—	—	—	—
Naphthols	—	108	—	—	—	—
Rapid fast colours (Rapid salts)	—	108	—	—	—	—
Bases	—	108	—	—	—	—
Other salts	—	109	—	—	—	—
Vats :						
Indigo	—	109	—	—	—	—
Carbazole blue	—	110	—	—	—	—
Other sorts :						
Paste	—	110	—	—	—	—
Powder	—	110	—	—	—	—
Sulphur, black	—	111	—	—	—	—
Metanil, yellow	—	111	—	—	—	—
Auramine of concentration of 15 per cent. and less.	—	112	—	—	—	—

INDEX—*continued*

ARTICLES	IMPORTS		EXPORTS			
			INDIAN MERCHANDISE		FOREIGN MERCHANDISE	
	Abstract Tables	General Imports	Abstract Tables	General Exports	Abstract Tables	General Exports
	Page	Page	Page	Page	Page	Page
Rhodamines (Carthamines) of concentration of 15 per cent. and less	—	112	—	—	—	—
Aniline salts	—	112	—	—	—	—
Others	—	112	—	—	—	766
Indigo	—	—	—	546	—	—
Myrobalans	—	—	—	546	—	—
,, extracts	—	113	—	547	—	—
Safflower	—	—	—	547	—	—
Saffron	—	113	—	—	—	766
Turmeric	—	—	—	548	—	—
Other sorts, *including* lac dye	—	114	—	549	—	767
Dynamite	—	38, 39	—	—	—	754
Earthenware and porcelain:						
Earthenware			—	550	—	768
Pipes of earthenware	—	115	—	—	—	—
Sanitary ware	—	115	—	—	—	—
Other kinds	—	116	—	—	—	—
Porcelain:						
Electrical	—	117, 851	—	—	—	—
Other kinds	—	117, 852	—	—	—	—
Electrical instruments (for details *see* under "Instruments, apparatus and appliances")						
,, machinery (for details *see* under "Machinery and millwork")						
Electroplated ware	—	118	—	—	—	768
Engine and Boiler, Packing—	—	809	—	—	—	—
Engines Gas—(*other than* locomotives)	—	212	—	—	—	—
,, Oil—(locomotives)	—	209	—	—	—	—
,, Oil—(*other than* locomotives)	—	212	—	—	—	—
,, Steam—(locomotives)	—	210	—	—	—	—
,, Steam—(*other than* locomotives)	—	215, 857	—	—	—	—
Engravings—*See* "Prints, engravings and pictures"						
Envelopes imported separately	—	832	—	—	—	—
Envelopes, Writing-paper and—	—	807	—	—	—	809
Essential oils (*vide* "Oils")						
,, seeds (for details *see* under "Seeds")						
Eucalyptus oil	—	206	—	—	—	—
Fabrics, cotton knitted	—	81	—	—	—	—
Fabrics containing gold and silver thread	—	489	—	—	—	—
Fans, Electric—and parts thereof	—	162	—	—	—	—
Farina and potato flour	—	382	—	—	—	—
Farinaceous foods	—	358	—	—	—	—
Feathers	—	—	—	551	—	—
Fennel seed	—	—	—	657	—	—
Fenugreek seed	—	—	—	658	—	—
Fermented liquors. Cider and other—	—	200	—	—	—	788
Fents of all descriptions (*vide* Textiles)						

ARTICLES	IMPORTS		EXPORTS			
			INDIAN MERCHANDISE		FOREIGN MERCHANDISE	
	Abstract Tables	General Imports	Abstract Tables	General Exports	Abstract Tables	General Exports
	Page	Page	Page	Page	Page	Page
Ferro-manganese ore	—	—	—	614	—	—
Ferruginous manganese ore	—	—	—	621	—	—
Fibre, for brushes and brooms	—	—	—	551	—	—
Films. Cinematograph—	—	181	—	—	—	—
Firearms	—	40, 846	—	—	—	754, 885
Firebricks	—	55, 848	—	—	—	—
Firewood	—	512	—	745	—	—
Fireworks	—	119	—	—	—	769
Fish (*excluding* canned fish):						
,, dry, salted	—	120	—	552	—	769
,, ,, unsalted	—	119	—	551		
Fishmaws and sharkfins	—	120	—	552	—	769
Fish wet, salted (*ngapi*)	—	121	—	553	—	—
,, other sorts	—	121	—	—	—	—
,, oil	—	292	—	—	—	—
Fishing rods and lines (included with "Sticks and whips")						
Fish manures	—	242	—	608	—	—
Fishplates, Rails, chairs and—(iron or steel) *including* those for railway	—	269, 862	—	—	—	—
Flannel and flannelettes: (*see* under "Cotton")						
Flax:						
Raw	—	458	—	712	—	—
Twist and yarn	—	459	—	—	—	—
Manufactures—						
Canvas	—	459, 871	—	712, 832	—	—
Piece-goods	—	459, 871			—	829
Thread, sewing	—	460			—	—
Other sorts	—	460, 871			—	829, 889
Floor-cloth. Oil-cloth and—	—	308	—	—	—	808
Flour mill machinery, Rice and—	—	228	—	—	—	—
Flour, rice	—	141	—	674	—	—
,, wheat	—	142	—	675, 879	—	—
Fodder, Bran, and Pollards (*excluding* oilcake)	—	122	—	—	—	—
Rice bran	—	—	—	553	—	—
Other sorts of bran and pollards	—	—	—	554	—	—
Rice meal and dust	—	—	—	554	—	—
Other sorts of fodder	—	—	—	555	—	—
Foods. Farinaceous—	—	358	—	—	—	—
Frankincense. Olibanum or—	—	146	—	570	—	777
French chalk	—	61	—	—	—	—
Fruits, canned or bottled	—	353	—	—	—	—
Fruits and Vegetables:						
Fresh Fruits:						
Cocoanuts	—	122	—	556	—	70
Other sorts	—	123	—	556		
Fresh vegetables of all kinds	—	123	—	—	—	
Onions	—	—	—	557		
Potatoes	—	124	—	—		
Others	—	124	—	557		

INDEX—*continued*

ARTICLES	IMPORTS		EXPORTS			
			INDIAN MERCHANDISE		FOREIGN MERCHANDISE	
	Abstract Tables	General Imports	Abstract Tables	General Exports	Abstract Tables	General Exports
	Page	Page	Page	Page	Page	Page
Fruits and Vegetables: dried, salted, etc.—						
Almonds	—	125			—	—
Currants and raisins	—	126			—	—
Dates	—	126	—	558	—	770
Other sorts	—	127			—	771
Fuel oils	—	299	—	—	—	—
Funnels, globes, and glass parts of lamps	—	135	—	—	—	—
Furniture and cabinetware:						
Bedsteads	—	129				
Furniture of wood (*other than* bedsteads)	—	130				
Furniture of other materials (*other than* bedsteads)	—	131	—	560	—	772
Mouldings	—	131				
Fuse, blasting	—	38	—	—	—	—
Galangal	—	—	—	542	—	—
Galvanised (iron or steel). Sheets and plates (*vide* "Iron or steel" under "Metals and ores")						
Gambier. Cutch and—	—	104	—	545	—	765
Gas engines	—	212	—	—	—	—
Gelatine	—	123	—	—	—	—
Gelatine dynamite	—	39	—	—	—	—
Generators	—	216	—	—	—	—
German-silver	—	258	—	—	—	—
Ghi	—	360	—	650	—	—
Gin	—	200	—	—	—	—
Ginger	—	380	—	674	—	—
Gingergrass oil	—	—	—	629	—	—
Girders, Beams, pillars, — and bridge work of iron or steel	—	266	—	—	—	—
Glass and glassware	—	—	—	561	—	886
Bangles	—	133	—	—	—	—
Beads and false pearls	—	133	—	—	—	773
Bottles and phials:	—	852	—	—	—	773
Sodawater bottles	—	134	—	—	—	—
Others	—	134	—	—	—	—
Funnels, globes, and glass parts of lamps	—	135	—	—	—	—
Scientific glassware	—	136	—	—	—	—
Sheet and plate	—	136	—	—	—	773
Tableware (*including* decanters, etc.)	—	136	—	—	—	—
Other glassware	—	137, 853	—	—	—	774
Glue	—	138	—	—	—	—
Glow lamps, electric	—	165	—	—	—	—
Glycerine	—	73	—	—	—	—
Goat skins (dressed or tanned)	—	—	—	600	—	—
" " (raw)	—	—	—	585	—	—
Goats, Sheep and —	—	—	—	522	—	—
Gold (*vide* "Treasure")						
Gold and silver plate (Jewellery)	—	190	—	592	—	785
" " " thread	—	33	—	—	—	—
Goods of Cotton mixed with other materials	—	458	—	—	—	—
" of silk mixed with other materials	—	473	—	732	—	832
" of wool mixed with other materials	—	481	—	—	—	—
" of artificial silk mixed with other materials	—	487	—	—	—	—

ARTICLES	IMPORTS		EXPORTS			
			INDIAN MERCHANDISE		FOREIGN MERCHANDISE	
	Abstract Tables	General Imports	Abstract Tables	General Exports	Abstract Tables	General Exports
	Page	Page	Page	Page	Page	Page
Grain, Pulse, and Flour:						
Barley	—	139	—	561, 878	—	—
Beans (dry)	—	139	—	563	—	—
Gram	—	139	—	564, 878	—	—
Jowar and bájra	—	140	—	562	—	—
Lentils	—	—	—	565	—	—
Maize	—	—	—	563	—	—
Oats	—	—	—	563	—	—
Pulse	—	140	—	—	—	—
Pulse, other sorts	—	—	—	565	—	—
Rice in the husk (Paddy)	—	141	—	567	—	—
Rice not in the husk:	—	141	—	878	—	775
Boiled rice	—	—	—	568	—	—
Cleaned rice	—	—	—	569	—	—
Broken cleaned rice	—	—	—	571	—	—
Other sorts	—	—	—	571	—	—
Rice flour	—	141	—	574	—	—
Wheat	—	142	—	574, 878	—	775
" flour	—	142	—	575, 879	—	—
Other sorts	—	143	—	576, 879	—	775
Gram	—	139	—	564, 878	—	—
Graphite	—	310	—	643	—	—
Graphite crucibles	—	144	—	—	—	—
Grease	—	301	—	—	—	—
" Mineral	—	304	—	—	—	—
Groundnut cake	—	—	—	640	—	—
" oil	—	305	—	634	—	—
Groundnut seeds	—	271	—	662	—	—
Grub hoes, etc.	—	153	—	—	—	—
Guano	—	—	—	609	—	—
Gums and Resins: Arabic	—	144	—	578	—	776
Benjamin	—	145	—	579	—	776
Dammer (Resins)	—	145	—	—	—	—
Olibanum or frankincense	—	146	—	579	—	777
Rosin	—	146	—	579	—	777
Other sorts	—	147	—	579	—	778
Gunny bags (jute)	—	466	—	720	—	—
" cloth "	—	466	—	725	—	—
Gunpowder, black	—	41	—	—	—	—
" smokeless	—	41	—	—	—	—
Haberdashery and millinery (*vide* "Textile")						
Hair of all kinds	—	148	—	—	—	—
Hair, Manufactures of —	—	148	—	—	—	—
Hams, Bacon and —	—	352	—	—	—	—
Handkerchiefs and shawls in the piece (cotton)	—	—	—	605	—	822
Handkerchiefs	—	414	—	—	—	—
Shawls	—	414	—	—	—	—
Hardware and cutlery, *including* agricultural implements and plated-ware	—	858	—	580, 870	—	88
Hardware, *excluding* cutlery and electro-plated ware: Agricultural implements	—	149	—	—	—	77
Buckets of tinned or galvanised iron	—	149	—	—		

INDEX—*continued*

ARTICLES	IMPORTS		EXPORTS			
			INDIAN MERCHANDISE		FOREIGN MERCHANDISE	
	Abstract Tables	General Imports	Abstract Tables	General Exports	Abstract Tables	General Exports
	Page	Page	Page	Page	Page	Page
Hardware, *excluding* cutlery and electroplated ware—*contd.*						
Builder's hardware, such as locks, etc.	—	150	—	—		
Domestic hardware (*other than* enamelled ironware)	—	150	—	—		
Enamelled ironware	—	151	—	—		
Gas mantles	—	151	—	—		
Implements and tools (*other than* agricultural implements, etc.)	—	152	—	—		
Grub hoes, etc.	—	153	—	—		
Others	—	153	—	—	—	779
Lamps, metal	—	154	—	—		
,, glass	—	154	—	—		
Parts of lamps *other than* glass	—	155	—	—		
Hand Pumps	—	155	—	—		
Safes and strong boxes of metal	—	156	—	—		
Stoves	—	156	—	—		
Other sorts	—	157	—	—		
Harmoniums, Organs and—	—	175	—	—	—	—
Harness, Saddlery and —	—	196, 856	—	604	—	—
Hats, caps, bonnets, and hatter's ware	—	32	—	—	—	—
Hay (included with "Fodder, etc.")						
Hemp : Raw	—	463	—	713	—	—
Manufactures (*excluding* cordage) :						
Bags and sacks	—	464	—	714	—	—
Cloth	—	464				
Other sorts	—	464				
Hides and Skins, raw : Hides, raw :						
Buffalo hides	—	159	—	581		
Cow hides			—	582		
Calf skins— Buffalo calf skins	—	—	—	583	—	780
Cow calf skins	—	—	—	583		
Other hides	—	—	—	584		
Skins, raw : Goat skins	—	159	—	585	—	780
Sheep skins			—	586		
Other skins			—	587		
Cuttings of hides and skins (raw)	—	—	—	589	—	—
Hides, tanned or dressed : Buffalo hides	—	192	—	597	—	786
Cow hides			—	598		
Calf skins			—	598		
Other hides			—	599		
Hoops and strips (iron or steel)	—	267, 862	—	616	—	707
Hops	—	161	—	—	—	—
Hornmeal	—	—	—	609	—	—
Horns, tips and pieces of horn	—	161	—	590	—	780
Horses	—	29	—	522	—	752
Hosiery (cotton)	—	415, 870	—	696	—	822
,, (wool)	—	479, 872	—	—	—	—
,, (silk)	—	471	—	—	—	—
,, (artificial silk)	—	485	—	—	—	—
Household and laundry soap	—	375	—	—	—	—
Indigo	—	109	—	546	—	—
Ingots, blocks, and bars (aluminium)	—	246	—	—	—	—

ARTICLES	IMPORTS		EXPORTS			
			INDIAN MERCHANDISE		FOREIGN MERCHANDISE	
	Abstract Tables	General Imports	Abstract Tables	General Exports	Abstract Tables	General Exports
	Page	Page	Page	Page	Page	Page
Ingots, blooms, billets, and slabs (steel)	—	264	—	—	—	—
Instruments, apparatus, and appliances, and parts thereof :—	—	—	—	879	—	887
Electrical :	—	—	—	—	—	780
Electric fans and parts thereof	—	162	—	—	—	—
Electric wires and cables :						
Rubber, insulated	—	162	—	—	—	—
Insulations, *other than* rubber	—	163	—	—	—	—
Telegraph and telephone wires and cables	—	163	—	—	—	—
Bare Copper wire (Electrolytic)	—	163	—	—	—	—
Telegraph and telephone Instruments, and apparatus	—	165	—	—	—	—
Electric lamps and parts thereof : Electric glow lamps : Gas filled electric bulbs	—	165	—	—	—	—
Vacuum electric bulbs	—	166	—	—	—	—
Electric bulbs for automobiles	—	166	—	—	—	—
Electric bulbs for torches	—	166	—	—	—	—
Wireless valves	—	167	—	—	—	—
Other sorts	—	168	—	—	—	—
Parts and accessories of electric lamps	—	168	—	—	—	—
Batteries	—	169	—	—	—	—
Carbons, electric (*including* furnace electrodes)	—	170	—	—	—	—
Accumulators (*including* parts)	—	170	—	—	—	—
Condensers, electric	—	170	—	—	—	—
Electric bell apparatus (not telegraphic or telephonic)	—	171	—	—	—	—
Electric lighting, accessories and fittings (*including* switches)	—	171	—	—	—	—
Electrical instruments (*other than* telegraphic and telephonic) : Meters	—	171	—	—	—	—
Others	—	172	—	—	—	—
Electro-medical apparatus (*including* X-ray apparatus)	—	172	—	—	—	—
Switch boards (*other than* telegraph and telephone)	—	173	—	—	—	—
Electrical goods and apparatus not enumerated	—	173	—	—	—	—
Musical :	—	854	—	590	—	—
Organs and Harmoniums, complete	—	175	—	—	—	—
Pianos and piano players, complete	—	175	—	—	—	—
Talking machines and accessories : Talking Machines	—	176	—	—	—	781
Records	—	176	—	—		
Accessories	—	177	—	—		
Other sorts	—	178	—	—	—	782
Optical	—	179	—	—	—	782
Photographic	—	854	—	—	—	782
Cinema Talkie apparatus and equipments— Cinema projecting apparatus and parts, etc.	—	180	—	—	—	—
Sound recording apparatus and parts, etc.	—	180	—	—	—	—
Cinematograph films : Raw	—	181	—	—	—	—
Exposed	—	182	—	—	—	—
All others	—	183	—	—	—	—
Scientific	—	184	—	—	—	—
Surgical	—	185	—	—	—	—
Wireless apparatus—	—					
Complete Wireless receivers	—	185	—	—	—	—
Wireless valves	—	186	—	—	—	—
Component parts of Wireless receivers other than valves	—	186	—	—	—	—
Others	—	186	—	—	—	—

INDEX—*continued*

ARTICLES	IMPORTS		EXPORTS			
			INDIAN MERCHANDISE		FOREIGN MERCHANDISE	
	Abstract Tables	General Imports	Abstract Tables	General Exports	Abstract Tables	General Exports
	Page	Page	Page	Page	Page	Page
Instruments, apparatus, etc. —*contd.*						
Other kinds	—	187, 853	—	591	—	783
Iron (for details see under "Metals")						
Iron or steel (for details see under "Metals")						
Ironware. Enamelled —	—	151	—	—	—	—
Ivory, unmanufactured	—	189	—	591	—	784
„ manufactured	—	189	—	591	—	785
Jaconets *including* Madapollams, Mulls, and Cambrics (Grey)						
„ Madapollams, Mulls, Cambrics and Muslins (White)						
„ (Coloured) (included with "Cambrics, etc.") (classified under cotton goods)						
Jadestone	—	—	—	592	—	—
Jams and jellies	—	360	—	—	—	—
Japanesware. Chinese and—	—	86	—	—	—	759
Jarrah wood	—	512	—	—	—	—
Jowar and bájra	—	140	—	562	—	—
Jeans. Drills and — Grey						
White						
Coloured						
(classified under cotton goods)						
Jellies. Jams and —	—	360	—	—	—	—
Jewellery, also plate of gold and silver :						
Jewellery	—	190	—	592	—	785
Plate of gold and silver.	—	190	—	592	—	785
Jinjili. Til or — (Sesamum) oil	—	—	—	635	—	—
„ Til or — seed	—	372	—	666	—	—
Jute—(Textile) machinery	—	234	—	—	—	—
„ raw	—	465	—	716	—	—
„ twist and yarn	—	465	—	716	—	—
Jute—manufactures :						
Canvas	—	465	—	716	—	—
Gunny bags (Total)	—	466	—	720	—	—
Gunny cloth (Total)	—	466	—	725	—	—
Hessian gunny bags	—	—	—	719	—	—
Hessian gunny cloth	—	—	—	723	—	—
Rope and twine	—	466	—	726	—	—
Sacking gunny bags	—	—	—	716	—	—
Sacking gunny cloth	—	—	—	722	—	—
Other kinds	—	467	—	727	—	—
Kapok	—	—	—	593	—	—
Kerosene oil (in bulk)	—	299	—	682	—	805
„ „ (in tins)	—	300				
Keys. Sleepers and — of steel and iron (Railway)	—	276, 863	—	—	—	—
Knitting. Sewing and — machines	—	229	—	—	—	—
„ wool. Yarn and —	—	477	—	—	—	—
Lac :						
Button	—	192	—	593	—	—
Seed	—	191	—	594	—	—
Shell	—	192	—	594	—	—
Stick	—	191	—	595	—	—
Other kinds (*excluding* Lac-dye)	—	192	—	596	—	—
Lace and embroidery (haberdashery)	—	461	—	—	—	—
Lace and patent net (cotton)	—	417	—	—	—	823

ARTICLES	IMPORTS		EXPORTS			
			INDIAN MERCHANDISE		FOREIGN MERCHANDISE	
	Abstract Tables	General Imports	Abstract Tables	General Exports	Abstract Tables	General Exports
	Page	Page	Page	Page	Page	Page
Lacquered-ware of Foreign manufacture (included with "Chinese and Japanese ware, etc.")						
Lacquered-ware of Indian manufacture	—	—	—	597	—	—
Lametta	—	84	—	—	—	—
Lamps, Glow (for details see Instruments, Electrical)—						
„ glass	—	154	—	—	—	—
„ metal	—	154	—	—	—	—
Lard	—	361	—	651	—	—
Launches and boats (included with "Ships, etc.")						
Laundry soap. Household and —	—	375	—	—	—	—
Lavender oil	—	296	—	—	—	—
Lead (for details see under "Metals")						
Lead compounds (see under "Chemicals")						
Leather—						
Hides, tanned or dressed :						
Buffalo hides			—	597		
Cow hides			—	598		
Calf skins—						
Buffalo Calf skins	—	192	—	598	—	786
Cow Calf skins			—	599		
Other hides			—	599		
Leather, cloth (*including* Artificial leather)	—	194	—	—	—	—
„ belting	—	45	—	604	—	—
Skins, tanned or dressed :						
Goat skins			—	600		
Sheep skins	—	193	—	601	—	786
Other skins			—	601		
Unwrought	—	193, 856	—	603, 880	—	787, 887
Manufactures (*excluding* boots and shoes and belting for machinery) : Bags and trunks	—	194	—	604		
Belting	—	45	—	604		
Pickers	—	195	—	—		
Picking bands and straps	—	195	—	—	880	— 787, 887
Roller skins	—	195	—	—		
Saddlery and harness	—	196, 856	—	604		
Other sorts	—	196, 856	—	605		
Leather tanning and curing machinery	—	228	—	—	—	—
Lemon oil	—	297	—	—	—	—
Lemon grass oil	—	—	—	629	—	—
Lentils	—	—	—	565	—	—
Lime, Chalk and — (*excluding* French chalk)	—	57	—	529	—	—
Linseed cake	—	—	—	640	—	—
Linseed oil	—	305	—	634	—	806
„ seed	—	371	—	662	—	—
Liqueurs	—	201	—	—	—	—
Liquors :	—	—	—	—	—	861
Ale, beer, and porter :	—	856	—	880	—	781
Ale and beer :						
in bottle	—	198	—	—	—	—
in bulk	—	198	—	—	—	—
Stout and porter :						
in bottle	—	199	—	—	—	—
in bulk	—	199	—	—	—	—
Cider and other fermented liquors	—	200	—	—	—	781

INDEX—*continued*

ARTICLES	IMPORTS		EXPORTS			
			INDIAN MERCHANDISE		FOREIGN MERCHANDISE	
	Abstract Tables	General Imports	Abstract Tables	General Exports	Abstract Tables	General Exports
	Page	Page	Page	Page	Page	Page
Liquors—*contd.*						
Spirit—						
Brandy	—	200			—	788
Gin	—	200			—	—
Liqueurs	—	201			—	—
Rum	—	201			—	—
Whisky	—	202	—	606, 280	—	788
Spirit, present in drugs, medicines, or chemicals	—	202			—	—
Spirit, perfumed	—	202			—	—
„ denatured	—	203			—	—
Other sorts of spirit	—	204			—	789
Wines—						
Champagne and other sparkling wines	—	205			—	790
Port	—	205			—	790
Still red wines other than port	—	206				
Sherry, Madeira, and Marsala	—	206				
Still white wines (*other than* Sherry, Madeira, and Marsala)	—	207			—	790
Other sorts (*including* Vermouth and ginger wine)	—	207			—	790
Other sorts of liquors	—	—	—	606	—	—
Lithographing materials, Printing and — (*excluding* paper) (*see* "Printing and Lithographing machinery, etc.")						
Lithophone—						
Dry	—	313	—	—	—	—
White moist	—	313	—	—	—	—
Locomotive engines and tenders (railway) and parts thereof						
Locomotives (*excluding* those for railways)						
For details (see under "Machinery")						
Logs and Timber for match-making	—	518	—	—	—	—
Longcloth and Shirtings:						
Grey						
White						
(see under "Cotton goods")						
Lubricating oils:						
Batching oils	—	300	—	—	—	—
Other lubricating oils	—	601	—	—	—	—
Machinery and Millwork:	—	—	—	606	—	887
Prime movers (*other than* electrical):						
Locomotives (*including* those for railways)	—	—	—	—	—	792
Oil engines	—	209	—	—	—	—
Parts of oil engines	—	210	—	—	—	—
Steam engines	—	210	—	—	—	—
Parts of steam engine	—	210	—	—	—	—
Railway Locomotive Engines and tenders and parts	—	211,857	—	—	—	—
Others	—	211	—	—	—	792
Other than Locomotives:						
Gas engines	—	212	—	—	—	—
Parts of gas engines	—	212	—	—	—	—
Oil-engines	—	212	—	—	—	—
For Marine purposes	—	213	—	—	—	—
Others	—	213	—	—	—	—
Parts of oil engines	—	214	—	—	—	—
Steam engines	—	215,857	—	—	—	—

ARTICLES	IMPORTS		EXPORTS			
			INDIAN MERCHANDISE		FOREIGN MERCHANDISE	
	Abstract Tables	General Imports	Abstract Tables	General Exports	Abstract Tables	General Exports
	Page	Page	Page	Page	Page	Page
Machinery and Millwork—*contd.*						
Prime movers (*other than* electrical)—*contd.*						
Other than Locomotives—*contd.*						
Parts of steam engines	—	215, 857	—	—	—	—
Others	—	215	—	—	—	—
Electrical machinery of all kinds:						
Control and Switch gear	—	216				
Generators, Alternators and dynamos	—	216				
Motors	—	217	—	—	—	792
Transformers	—	218				
Turbo-generating sets	—	218				
Other kinds	—	218				
Machinery, not being prime movers:						
Aerated water making machinery	—	220	—	—	—	—
Agricultural machinery:						
Agricultural tractors and parts	—	220	—	—	—	—
Ploughs and parts	—	221	—	—	—	—
Other sorts	—	221	—	—	—	—
Boilers	—	222	—	—	—	—
Boot and shoe manufacturing machinery	—	223	—	—	—	—
Leather tanning and curing machinery	—	223	—	—	—	—
Metal working machinery	—	224	—	—	—	—
Machine tools, etc.	—	224	—	—	—	—
Others	—	225	—	—	—	—
Mining machinery:						
Coal	—	225	—	—	—	—
Other sorts	—	225	—	—	—	—
Oil crushing [and refining machinery	—	226	—	—	—	—
Paper mill machinery	—	227	—	—	—	—
Pumping machinery	—	227	—	—	—	—
Refrigerating machinery	—	228	—	—	—	—
Rice and flour mill machinery	—	228	—	—	—	—
Saw mill and wood working machinery	—	229	—	—	—	—
Sewing and knitting machinery and parts—						
Sewing and knitting machines	—	229	—	—	—	—
Parts of sewing and knitting machines	—	230	—	—	—	—
Sugar machinery	—	230	—	—	—	—
Tea machinery	—	231	—	—	—	—
Textile machinery:						
Cotton:						
Cotton bleaching and dyeing machinery	—	231	—	—	—	—
Cotton printing machinery	—	232	—	—	—	—
Cotton spinning machinery	—	232	—	—	—	—
Cotton weaving machinery	—	232	—	—	—	—
Cotton, other sorts	—	233	—	—	—	—
Jute	—	234	—	—	—	—
Shuttles (*excluding* those for sewing machines)	—	234	—	—	—	—
Wool machinery	—	235	—	—	—	—
Other sorts	—	235	—	—	—	—
Typewriters	—	236	—	—	—	—
Parts of Typewriters	—	237	—	—	—	—
Other sorts of machinery	—	237, 858	—	—	—	793
Madapollams (grey and white) (included with "Jaconets, etc.")						
„ (coloured) (included with "Cambric, etc.")						

INDEX—*continued*

ARTICLES	IMPORTS		EXPORTS			
			INDIAN MERCHANDISE		FOREIGN MERCHANDISE	
	Abstract Tables	General Imports	Abstract Tables	General Exports	Abstract Tables	General Exports
	Page	Page	Page	Page	Page	Page
Madeira and Marsala, Sherry—	—	206	—	—	—	790
Magnesite	—	—	—	530	—	—
Maize	—	—	—	563	—	—
Manganese ore	—	—	—	620	—	—
Manures (excluding Oilcake):						
Nitrogenous—						
Nitrate of soda	—	239	—	—	—	—
Sulphate of ammonia	—	239	—	610	—	—
Others	—	240	—	—	—	—
Potassic—						
Muriate of potash	—	240	—	—	—	—
Others	—	240	—	—	—	—
Phosphatic—						
Superphosphate	—	241	—	—	—	—
Others	—	241	—	—	—	—
Compounds—						
Ammonium phosphate	—	241	—	—	—	—
Fish manures	—	242	—	608	—	—
Bones for manurial purposes	—	—	—	607	—	—
Bone meal	—	—	—	607	—	—
Guano	—	—	—	609	—	—
Hornmeal	—	—	—	609	—	—
Other kinds	—	242	—	610	—	—
Maps and charts (included with "Books and printed matter")						
Marble, Stone and—	—	886	—	679	—	818
" " articles of—	—	887	—	—	—	—
Marsala, Sherry, Madeira and—	—	206	—	—	—	790
Matches	—	—	—	—	—	794
Safety	—	244	—	—	—	—
Other sorts	—	244	—	—	—	—
Match making materials—						
Undipped splints	—	245	—	—	—	—
Veneers for match boxes and empty boxes	—	245	—	—	—	—
Materials Building and engineering — (for details see under "Building and Engineering Materials")						
" Fencing—	—	267	—	—	—	—
" Painters'—	—	317	—	643	—	—
" Printing and lithographing — (excluding paper)	—	847, 869	—	648	—	811
" for making paper	—	340	—	646	—	—
" Telegraphs—for construction of	—	895, 869	—	881	—	889
" Telephones	—	896	—	—	—	—
Mats and matting (except coir and rubber)	—	246	—	611	—	794
Mechanically propelled vehicles (for details see under "Vehicles, etc.")						
Medicines, Drugs and — (for details see under "Drugs and Medicines")						
Mercerised cotton yarn	—	409	—	—	—	—
Metal working machinery	—	224	—	—	—	—
Metals and ores:						
Aluminium:						
Unwrought (ingots, blocks, bars)	—	246	—	—	—	—
Wrought:						
Circles	—	247	—	—	—	—
Sheets		247	—	—	—	—
Other manufactures	—	248	—	—	—	—
Antifriction metal	—	249	—	—	—	—

ARTICLES	IMPORTS		EXPORTS			
			INDIAN MERCHANDISE		FOREIGN MERCHANDISE	
	Abstract Tables	General Imports	Abstract Tables	General Exports	Abstract Tables	General Exports
	Page	Page	Page	Page	Page	Page
Metals and Ores—*contd.*						
Brass, Bronze, and similar alloys:						
Unwrought	—	249	—	611, 612 } 880	—	887
Wrought:	—	859	—			
Mixed or yellow metal, for sheathing	—	249	—	—	—	794
Rods	—	250	—	—	—	—
Sheets	—	250	—	—	—	—
Tubes	—	251	—	—	—	—
Wire	—	251	—	—	—	—
Wood screws	—	251	—	—	—	—
Other sorts	—	251	—	—	—	795
Chromite (chrome iron ore)		—	—	612	—	—
Copper:						
Ore	—	253	—	613	—	—
Old, for re-manufacture	—	253	—	—	—	—
Unwrought:						
Tiles, ingots, cakes, bricks, and slabs	—	254 } 859	—	880	—	794, 888
Other sorts	—	254 }				
Wrought:	—	—	—	880	—	888
Brasiers	—	254	—	—	—	
Rods	—	254	—	—	—	
Sheets	—	255 } 859	—	613	—	795
Tubes	—	256	—	—	—	
Wire *excluding* wire of telegraph, etc.	—	256	—	—	—	
Other manufactures	—	256	—	613	—	—
Ferro alloys	—	257	—	—	—	—
Ferro-manganese	—	—	—	614	—	—
German silver (*including* nickel silver)	—	258	—	—	—	—
Iron:						
Ore	—	258	—	614	—	—
Pig	—	258, 860	—	614	—	888
Manufactures:						
Angle and tee, bolt, and rod	—	258, 860	—	614	—	—
Bars and channel	—	259, 860	—	615	—	—
Rice bowls	—	259	—	—	—	—
Steel:						
Angle and tee	—	260	—	—	—	—
Spring	—	261	—	—	—	—
Bars (*other than* cast steel)	—	261				
Under ½-inch round or square	—	261 } 861	—	616	—	—
Other sorts	—	262				
Cast:						
Tool steel:						
High speed	—	262	—	—	—	—
Carbon	—	263 } 861	—	—	—	—
Cast steel bars	—	263	—	—	—	—
Other cast steel	—	264	—	—	—	—
Ingots, blooms, billets, and slabs	—	264	—	—	—	—
Iron or steel:	—	—	—	880	—	—
Manufactures—	—	—	—	—	—	888
Anchors and cables	—	265, 862	—	616	—	796
Angle, bolt, and rod	—	—	—	—	—	796
Bars and channel	—	—	—	—	—	796
Beams, channels, pillars, girders, and bridge work	—	266	—	—	—	—
Bolts and nuts	—	266	—	—	—	—
Fencing materials	—	267	—	—	—	—
Hoops and strips	—	267, 862	—	616	—	797
Nails, rivets, and washers	—	267, 862	—	616	—	797
Old, for remanufacture	—	268	—	617	—	797
Pipes and fittings, cast	—	269	—	617	—	798
Rails, chairs, and fish-plates (*including* those for railways)	—	269, 862	—	—	—	—

INDEX—*continued*

ARTICLES	IMPORTS		EXPORTS				ARTICLES	IMPORTS		EXPORTS			
			INDIAN MERCHANDISE		FOREIGN MERCHANDISE					INDIAN MERCHANDISE		FOREIGN MERCHANDISE	
	Abstract Tables	General Imports	Abstract Tables	General Exports	Abstract Tables	General Exports		Abstract Tables	General Imports	Abstract Tables	General Exports	Abstract Tables	General Exports
Metals and ores—*contd.*	Page	Page	Page	Page	Page	Page		Page	Page	Page	Page	Page	Page
Iron or steel—*contd.*													
Screws :							Mining machinery :						
Wood screws	—	270	—	—	—	—	Coal	—	225	—	—	—	—
Metal thread screws	—	270	—	—	—	—	Other sorts	—	225	—	—	—	—
Sheets and plates, galvanised :						798	Mixed or yellow metal, for sheathing	—	249	—	—	—	794
Corrugated	—	271	—	616	—	799	Monazite	—	—	—	628	—	—
Plain	—	272					Molasses	—	390	—	681	—	—
Tinned :							Morphia	—	97	—	—	—	—
Tin plates	—	272					Preparations of Opium and	—	97	—	—	—	—
Other sorts	—	272					Motor cars	—	504	—	—	—	—
Not galvanised or tinned :							„ covers (Pneumatic)	—	365	—	—	—	—
Sheets up to ¼ inch thick	—	273				799	„ cycles	—	505	—	—	—	—
Plates over ¼ inch thick	—	274					„ cycle covers (Pneumatic)	—	366	—	—	—	—
Other sorts	—	274					Motor cycle tubes (Pneumatic)	—	366	—	—	—	—
Sleepers and keys of steel or iron for railways	—	276, 863	—	—	—	—	Motor Omnibuses, etc.	—	505	—	—	—	—
Tubes, pipes and fittings, wrought	—	—	—	616	—	799	„ (machinery)	—	217	—	—	—	—
Upto 6" in diameter	—	276	—	—	—	—	„ tubes (Pneumatic)	—	366	—	—	—	—
Others	—	276	—	—	—	—	Mouldings	—	131	—	—	—	—
Wire nails	—	276	—	—	—	—	Mowa or mowra seed	—	—	—	663	—	—
„ rope, black	—	278	—	—	—	—	Mulls (white)	—	427	—	—	—	—
„ „ galvanised	—	279	—	—	—	—	„ (grey) (*included* with "Jaconets, etc.")						
Wire (*other than* fencing wire)	—	279, 863	—	—	—	800	„ (coloured) (*included* with "Cambrics, etc.")						
Other manufactures of iron or steel	—	280, 864	—	618	—	800	Muriate of Potash	—	240	—	—	—	—
Lead :						888	„ „ Ammonia	—	67	—	—	—	—
Unwrought	—	—	—	—	—	801	Musical instruments	—	175, 854	—	590	—	781
Ore	—	281	—	—	—		Muslins (coloured) (*included* with "Cambrics, etc") (white) (*included* with "Jaconets, etc.")						
Pig	—	282, 864	—	619	—	801	Mustard seed	—	—	—	663	—	—
Other sorts	—	282	—	620	—	801	„ or rape oil	—	—	—	635	—	—
Wrought :	—	—	—	—	—	802	Myrobalan extracts	—	113	—	547	—	—
Sheets	—	283	—	—	—	—	Myrobalans	—	—	—	546	—	—
Pipes and tubes	—	282	—	—	—	—	Nails, rivets, and washers of iron or steel	—	267, 862	—	616	—	797
Sheets for tea chests	—	283	—	—	—	—	Nainsooks (white)	—	428	—	—	—	—
Other sorts	—	283, 865	—	—	—	—	Naphthalene	—	72	—	—	—	—
Manganese ore	—	—	—	620	—	—	Narcotic Drugs, etc. (*vide* "Opium and other Dangerous Drugs")						
Ferruginous Manganese ore	—	—	—	621	—	—	Net, Lace and patent — (cotton)	—	417	—	—	—	823
Quicksilver	—	284	—	—	—	802	News printing paper	—	327	—	—	—	—
Solder	—	285	—	—	—	—	Ngapi. Fish, wet, salted —	—	121	—	553	—	—
Tin :							Niger seed	—	—	—	664	—	—
Ore	—	—	—	621	—	—	Nitrate of soda	—	239	—	—	—	—
Unwrought (block)	—	285, 865	—	621	—	803	Nitric acid	—	68	—	—	—	—
Wrought (*including* plates or sheets, not tinned iron)	—	865	—	622	—	—	Noils, Silk yarn, —, and warps	—	469	—	—	—	831
Tin foils	—	285	—	—	—	—	Note and letter paper	—	382	—	—	—	—
Other sorts	—	286	—	—	—	—	Notes, Currency (*vide* "Treasure")						
Wolfram ore	—	—	—	622	—	—	Nutmegs	—	380	—	—	—	816
Zinc or Spelter :							Nuts, Bolts and — (iron or steel)	—	266	—	—	—	—
Unwrought	—	287					Nux vomica (Strychnia)	—	—	—	542	—	—
Zinc, wrought or manufactured	—	287, 866	—	622	—	803	Oats	—	—	—	563	—	—
Other sorts	—	288					Oilcakes :						
Unenumerated metals	—	289	—	622	—	803	Castor cake			—	639	—	—
„ ores	—	289	—	623	—	804	Coconut cake (Punac)			—	639	—	—
Mica :							Cotton cake			—	639	—	—
In Blocks	—	291	—	627	—	—	Groundnut cake		308	—	640	—	—
„ Splittings	—	292	—	627	—	—	Linseed cake			—	640	—	—
Milk, condensed and preserved, etc.	—	361	—	—	—	—	Rape and Sesamum cake			—	641	—	—
Military stores (*included* with "Arms, etc.")							Others			—	641	—	—
Millboard, Pasteboard, — and cardboard of all kinds	—	287, 866	—	645	—	810							
Millinery, Haberdashery and	—	461	—	712	—	830							
Millwork, Machinery and — (for details *see* under "Machinery and Millwork")													
Mineral manures, Artificial and — (for details *see* under "Manures")													
Mineral grease (*including* Petroleum Jelly	—	304	—	—	—	—							

INDEX—*continued*

ARTICLES	IMPORTS		EXPORTS				ARTICLES	IMPORTS		EXPORTS			
			INDIAN MERCHANDISE		FOREIGN MERCHANDISE					INDIAN MERCHANDISE		FOREIGN MERCHANDISE	
	Abstract Tables	General Imports	Abstract Tables	General Exports	Abstract Tables	General Exports		Abstract Tables	General Imports	Abstract Tables	General Exports	Abstract Tables	General Exports
	Page	Page	Page	Page	Page	Page		Page	Page	Page	Page	Page	Page
Oil crushing and refining machinery	—	226	—	—	—	—	Oilcakes—*contd.*						
Oil-engines (locomotives)	—	209	—	—	—	—	Coconut	—	—	—	630	—	—
„ (*other than* locomotives)	—	212	—	—	—	—	Cotton	—	—	—	639	—	—
Oils:							Groundnut	—	—	—	640	—	—
Animal:							Linseed	—	—	—	640	—	—
Fish oil	—	292					Rape and Sesamum	—	—	—	641	—	—
Fish or whale oil, hardened	—	293	—	623	—	805	Others	—	—	—	641	—	—
Others	—	293					Oilcloth and floorcloth	—	808	—	—	—	808
Other kinds	—	294					Old newspaper	—	334	—	—	—	—
Essential	—	—	—	—	—	805	Olibanum or frankincense	—	116	—	479	—	777
Synthetic	—	294	—	—	—	—	Omnibuses (Motor)	—	506	—	—	—	—
Natural:							Onions	—	—	—	557	—	—
Almond	—	295	—	—	—	—	Opium	—	309	—	632, 881	—	—
Bergamot	—	295	—	—	—	—	Opium and other dangerous drugs	—	893—897	—	900—903	—	898—899
Cajuputi	—	295	—	—	—	—	I.—NARCOTIC DRUGS, RESTRICTED (under the Hague Opium Convention, 1912, Dangerous Drugs Convention, Geneva, 1925, and Limitation Convention, Geneva, 1931)—						
Camphor	—	295	—	—	—	—	(i) Opium, crude and manufactured						
Cinnamon	—	—	—	630	—	—	(ii) Morphine and diacetylmorphine (heroine) and their salts						
Citronella	—	—	—	630	—	—	(iii) Preparations containing (i) and/or (ii) above, except preparations containing no heroine and not more than 0·2 per cent of morphine						
Cloves	—	296	—	—	—	—	(iv) Benzoyl-morphine and other esters of morphine; and their salts and preparations						
Dill	—	296	—	—	—	—	(v) Dihydro-oxycodeinon (Eucodal), Dihydrocodeinon (Dicodide), Dihydromorphinon (Dilaudide), Acetyldihydrocodeinon or Acetyldemethyldihydrothebaine (Acedicone), Dihydromorphine (Dihydromorphinum or Paramorfan), their esters and the salts of any of these substances, and of their esters, and preparations containing any of these substances, their salts, their esters or salts of their esters						
Eucalyptus	—	296	—	—	—	—							
Ginger grass	—	—	—	629	—	—							
Lavender	—	296	—	—	—	—							
Lemon	—	297	—	—	—	—							
Lemongrass	—	—	—	629	—	—							
Otto Rose	—	297	—	—	—	—							
Palma Rosa	—	—	—	630	—	—							
Peppermint	—	297	—	—	—	—							
Sandalwood	—	—	—	629	—	—							
Thymol	—	—	—	630	—	—							
Other sorts	—	297	—	630	—	—							
Mineral:													
Fuel oils	—	299	—	—	—	—							
Oil Fuel shipped for the use of steamers engaged in the foreign trade	—	—	—	632	—	803							
Kerosene (in bulk)	—	299	—	632	—	805							
„ (in tins)	—	300											
Lubricating oils:													
Batching oils	—	300	—	—	—	—							
Other lubricating oils	—	301	—	—	—	—							
Oil lubricating shipped in air crafts, etc.	—	—	—	—	—	803							
Petroleum Dangerous flashing below 76°F.—Benzine, Benzol and Petrol	—	301	—	631	—	—							
Petrol shipped in air craft for consumption during the outward journey	—	—	—	632	—	—							
Paints solutions, and compositions, flashing below 76° F.	—	302	—	—	—	—							
White oil	—	302	—	—	—	—							
Other kinds	—	303	—	632	—	806							
Mineral Grease (*including* Petroleum Jelly	—	304	—	—	—	—							
Turkey red oil	—	304	—	—	—	—							
Vegetable, non-essential—													
Castor	—	—	—	632	—	—							
Coconut	—	305	—	633	—	—							
Cotton seed	—	—	—	634	—	—							
Groundnut	—	305	—	634	—	—							
Linseed	—	305	—	634	—	806							
Mustard or rape	—	—	—	635	—	—							
Sesamum (til or jinjili)	—	—	—	635	—	—							
Other sorts	—	306	—	636	—	807							
Oilcakes	—	308	—	—	—	—							
Castor	—	—	—	630	—	—							

INDEX—*continued*

ARTICLES	IMPORTS		EXPORTS			
			INDIAN MERCHANDISE		FOREIGN MERCHANDISE	
	Abstract Tables	General Imports	Abstract Tables	General Exports	Abstract Tables	General Exports
	Page	Page	Page	Page	Page	Page
Opium and other dangerous drugs—*contd.*						
I.—NARCOTIC DRUGS RESTRICTED (under the Hague Opium Convention, 1912, Dangerous Drugs Convention, Geneva, 1925, and Limitation Convention, Geneva, 1931)—*contd.*						
(*x*) Thebaine, its salts and preparations containing thebaine, its salts, or its esters or salts of its esters						
(*x*) Coca leaves and crude cocaine						
(*xi*) Ecgonine, its salts, esters of ecgonine and their salts and preparations containing ecgonine, its salts, its esters or salts of its esters other than cocaine						
(*xii*) Cocaine and its salts						
(*xiii*) Preparations of cocaine containing more than 0·1 per cent of cocaine, manufactured from coca leaf (extract, fluid extract, tincture) or from cocaine						
(*xiv*) Indian hemp and its galenical preparations (extract and tincture)						
(*xv*) Resins of Indian hemp and their ordinary preparations.						
II.—NARCOTIC DRUGS, UNRESTRICTED.						
Ores (*vide* "Metals and Ores").						
Organs and Harmoniums .	—	175	—	—	—	—
Ornamental wood (for details see under "Wood")						
Other textiles :						
Manufactured . .	—	490	—	738	—	837
Raw	—	490	—	737	—	837
Otto rose oil . . .	—	297	—	—	—	—
Oxalic acid . . .	—	68	—	—	—	—
Packing, Engine and Boiler — of all kinds .	—	309	—	—	—	—
Packing and wrapping paper	—	322	—	—	—	—
Paints and Painters' materials :						
Paints and Colours . .	—	—	—	—	—	808
Barytes . . .	—	309	—	—	—	—
Blue Paint or Paris Blue	—	310	—	—	—	—
Graphite . . .	—	310	—	643	—	—
Red lead :						
Genuine, dry . .	—	310	—	—	—	—
Reduced ,, . .	—	311	—	—	—	—
White lead :						
Genuine, dry . .	—	311	—	—	—	—
,, moist .	—	312	—	—	—	—
Reduced, dry . .	—	312	—	—	—	—
,, moist .	—	312	—	—	—	—
Lithophone :						
Dry . . .	—	313	—	—	—	—
White moist . .	—	313	—	—	—	—
Zinc, white :						
Genuine, dry . .	—	313	—	—	—	—
,, moist .	—	314	—	—	—	—
Reduced, dry . .	—	314	—	—	—	—
,, moist .	—	314	—	—	—	—
Other sorts . .	—	—	—	643	—	—
White dry . .	—	315	—	—	—	—
Coloured dry . .	—	315	—	—	—	—
White moist . .	—	316	—	—	—	—
Coloured moist .	—	316	—	—	—	—

ARTICLES	IMPORTS		EXPORTS			
			INDIAN MERCHANDISE		FOREIGN MERCHANDISE	
	Abstract Tables	General Imports	Abstract Tables	General Exports	Abstract Tables	General Exports
	Page	Page	Page	Page	Page	Page
Paints and Painters' materials—*contd.*						
Painters' materials . .	—	—	—	643	—	—
Turpentine :						
Genuine turpentine .	—	317	—	644	—	—
Turpentine substitute	—	318				
Other sorts . .	—	—	—	644	—	—
Varnish :						
Enamels . .	—	318	—	—	—	—
Lacquers . .	—	318	—	—	—	—
Other kinds . . .	—	319	—	—	—	—
Other kinds . .	—	320	—	—	—	—
Paints, solutions, and compositions (flashing below 76° F.)	—	302	—	—	—	—
Palmarosa oil . . .	—	—	—	680	—	—
Paper mill machinery .	—	227	—	—	—	—
Paper and pasteboard :						
Paper :						
Packing (and wrapping) paper— . .						
Kraft *including* imitation kraft . .	—	322	—	—	—	—
Brown wrappings :						
Other sorts . .	—	322	—	—	—	—
Coloured machine-glazed pressings .	—	323	—	—	—	—
Manilla machine-glazed or unglazed, and sulphite envelope .	—	323	—	—	—	—
Fancy, *including* embossed paper . .	—	323	—	—	—	—
Other sorts . .	—	324	—	—	—	—
Printing paper—						
Machine glazed :						
Poster paper . .	—	325	—	—	—	—
Lithopaper . . .	—	325	—	—	—	—
White printing other than machine-glazed and litho—						
News printing .	—	326	—	—	—	—
Others . . .	—	326	—	—	—	—
Other sorts .	—	327	—	—	—	—
Total Printing paper .	—	867	—	645	—	809
News printing .	—	327	—	—	—	—
Other sorts . . .	—	328	—	—	—	—
Writing paper and envelopes .	—	867	—	—	—	809
Azure laid or wove and ledger . .	—	329	—	—	—	—
Cream . . .	—	329	—	—	—	—
Other sorts of writing paper . .	—	330	—	—	—	—
Writing pads .	—	330	—	—	—	—
Boxed stationery .	—	331	—	—	—	—
Writing paper in large sheets . . .	—	331	—	—	—	—
Note and letter paper and envelopes .	—	332	—	—	—	—
Envelopes imported separately . .	—	332	—	—	—	—
Blotting paper . .	—	334	—	—	—	—
Old newspaper in bales and bags . .	—	334	—	—	—	—
Other kinds of paper .	—	334, 868	—	645	—	809
Paper manufactures .	—	335	—	—	—	—
Pasteboard, millboard and cardboard of all kinds . .	—	868	—	645	—	810
Straw boards	—	337	—	—	—	—
Other kinds .	—	337	—	—	—	—
Manufactures of pasteboard, millboard and cardboard .	—	338	—	—	—	—
Paper making materials .	—	—	—	646	—	—
Pulp of wood . .	—	340	—	—	—	—
Rags and other materials.	—	340	—	—	—	—
Paraffin wax . .	—	340	—	646	—	—
Parasols (*included* with "Umbrellas")						
Parts of carriages . .	—	490	—	742	—	840
,, clocks and watches	—	88	—	—	—	760
,, cycles	—	501	—	—	—	—
,, lamps (*other than* glass) .	—	155	—	—	—	—
,, Mechanically propelled vehicles .	—	507	—	—	—	—
,, sewing and knitting machines .	—	230	—	—	—	—
,, typewriters and accessories .	—	237	—	—	—	—
Pasteboard, millboard, and cardboard of all kinds .	—	337, 868	—	645	—	810

INDEX—*continued*

ARTICLES	IMPORTS		EXPORTS			
			INDIAN MERCHANDISE		FOREIGN MERCHANDISE	
	Abstract Tables	General Imports	Abstract Tables	General Exports	Abstract Tables	General Exports
	Page	Page	Page	Page	Page	Page
Patent medicines. Proprietary and —	—	97	—	—	—	—
,, not. Lace and — (cotton)	—	417	—	—	—	823
Pearls (unset)	—	346	—	—	—	—
,, Reeds and false —	—	123	—	—	—	773
Pencils	—	384	—	—	—	—
Pepper	—	380	—	675	—	—
Peppermint oil	—	297	—	—	—	—
Perambulators and children's go-carts	—	499	—	—	—	—
Perfumed spirit	—	202	—	—	—	—
Perfumery (not being perfumed spirits)	—	341	—	647	—	810
Petroleum (for details see under "Oils")						
Phials—see under "Bottles"						
Phosphate of Ammonia	—	241	—	—	—	—
Photographic apparatus and appliances	—	180, 854	—	—	—	788
Photographs and picture postcards	—	350	—	—	—	—
Pianos and Piano players	—	175	—	—	—	—
Pickles, chutnies and condiments	—	—	—	651	—	—
Pickles, chutnies, sauces, and condiments	—	362	—	—	—	—
Picture, postcards. Photographs and —	—	350	—	—	—	—
Pictures—see "Prints, Engravings, and Pictures"						
Piecegoods:						
Piecegoods of cotton and artificial silk	—	487	—	—	—	—
Piecegoods made entirely of artificial silk	—	486	—	—	—	—
Piecegoods of cotton embroidered or superimposed with artificial silk	—	488	—	—	—	—
Cotton (for details see under "Cotton piecegoods")						
Flax piecegoods	—	459, 871	—	—	—	829
Silk ,,	—	471	—	782	—	832
Woollen ,,	—	480, 872	—	735	—	834, 880
Pig, iron	—	258, 860	—	614	—	888
,, lead	—	282, 864	—	619	—	801
Pillars. Beams, channels—, girders, and bridgework of iron or steel	—	266	—	—	—	—
Pinewood. Deal and—	—	511	—	—	—	—
Pipes and fittings cast (iron or steel)	—	269	—	617	—	798
,, of lead	—	282	—	—	—	—
,, of earthenware	—	115	—	—	—	—
Pitch and tar:						
Coal tar and pitch	—	341	—	—	—	810
Stockholm tar and pitch	—	342	—	—	—	
Plants, living	—	342	—	648	—	—
Plate of gold and silver (Jewellery)	—	190	—	592	—	785
Plate sheet and — of glass	—	136	—	—	—	778
Plated ware (included with "Hardware and Cutlery")						
Plates, Sheets and — of galvanised iron or steel	—	—	—	618	—	798
,, Corrugated	—	271	—	—	—	—
,, Plain ,, Sheets and —, tinned	—	272	—	—	—	—
	—	868	—	—	—	799
Tinplates	—	272	—	—	—	—
Other sorts ,, over ⅛ inch thick of iron or steel, not galvanised or tinned	—	272	—	—	—	—
	—	274	—	—	—	—
Playing cards	—	495	—	—	—	—
Ploughs and parts	—	221	—	—	—	—
Plywood, etc.	—	515	—	—	—	—
Pneumatic cycle covers	—	367	—	—	—	—
,, ,, tubes	—	367	—	—	—	—
,, motor covers	—	365	—	—	—	—
,, ,, tubes	—	365	—	—	—	—
,, ,, cycle covers	—	366	—	—	—	—
,, ,, ,, tubes	—	366	—	—	—	—

ARTICLES	IMPORTS		EXPORTS			
			INDIAN MERCHANDISE		FOREIGN MERCHANDISE	
	Abstract Tables	General Imports	Abstract Tables	General Exports	Abstract Tables	General Exports
	Page	Page	Page	Page	Page	Page
Polishes:						
Polishes and compositions for application to leather	—	343	—	—	—	—
Polishes and compositions for application to metals	—	343	—	—	—	—
Wood polish	—	344	—	—	—	—
Other sorts	—	344	—	—	—	—
Pollards—see "Fodder, etc."						
Poppy seed	—	—	—	664	—	—
Porcelain. Earthenware and —	—	117, 851	—	660	—	768
Port	—	205	—	—	—	700
Porter. Ale, beer, and —	—	199, 856	—	880	—	787
Portland cement	—	55	—	—	—	—
Postal articles not specified:	—	517	—	748	—	843
Potassium. Cyanide of —	—	77	—	—	—	—
Precious stones and Pearls, unset:	—	—	—	648	—	811
Diamonds	—	345	—	—	—	—
Other precious stones	—	346	—	—	—	—
Pearls	—	346	—	—	—	—
Preserved. Milk, condensed and —	—	361	—	—	—	—
,, Fruits and vegetables: dried, salted, or — (for details see under "Fruits and vegetables")						
Presses. Printing and Lithographing —	—	347	—	—	—	—
Prime movers (for details see under "Machinery")						
Printed matter. (*included* with Books)						
Printing and Lithographing machinery and materials (*excluding* paper)	—	869	—	648	—	811
Printing and Lithographing presses	—	347	—	—	—	—
Printing type	—	348	—	—	—	—
Printer's and Lithographer's ink	—	348	—	—	—	—
Other materials	—	349	—	—	—	—
Printing machinery (cotton)	—	232	—	—	—	—
Printing paper	—	325, 867	—	645	—	809
Prints, Engravings, and pictures:						
Photographs and picture postcards	—	350	—	—	—	811
Others	—	351	—	—	—	
Provisions and Oilman's stores:						
Bacon and hams	—	352	—	—		
Bêche-de-mer	—	—	—	649		
Biscuits and cakes	—	352	—	—		
Butter (*including* canned)	—	353	—	649		
Canned and bottled provision:						
Canned or bottled fruits	—	353	—	—		
Tinned or canned fish	—	354	—	—		
Vegetable Products (vegetable ghi, vegetable fats, etc.)	—	355	—	—		
Others	—	355	—	—		
Cheese (*including* canned)	—	356	—	649		
Cocoa and chocolate	—	357	—	—		
Confectionery	—	357	—	650		
Farinaceous and patent foods:					—	812
Farinaceous foods in bulk	—	358	—	—		
Milk food for infants and invalids	—	358	—	—		
Other sorts	—	359	—	—		
Ghi	—	360	—	650		
Isinglass	—	360	—	—		
Jams and jellies	—	360	—	—		
Lard	—	361	—	651		
Milk, condensed and preserved, *including* milk cream	—	361	—	—		
Pickles, chutnies and condiments	—	—	—	651		

INDEX—*continued*

ARTICLES	IMPORTS		EXPORTS			
			INDIAN MERCHANDISE		FOREIGN MERCHANDISE	
	Abstract Tables	General Imports	Abstract Tables	General Exports	Abstract Tables	General Exports
	Page	Page	Page	Page	Page	Page
Pickles, chutnies, sauces and condiments	—	362	—	—	—	812
Vinegar (*excluding* bottled vinegar)	—	362	—	—		
Other sorts of provisions	—	362	—	652		
Pulp of wood	—	340	—	—	—	—
Pulse. Grain, —, and Flour (for details *see* under "Grain, Pulse and Flour")						
Quicksilver	—	281	—	—	—	802
Quinine salts (*vide* Drugs and Medicines)						
Rags and other materials for making paper	—	340	—	—	—	—
Rails, chairs, and fishplates (*including* those for railways)	—	269, 862	—	—	—	—
Raisins. Currants and —	—	126	—	—	—	—
Rape. Mustard or — oil	—	—	—	635	—	—
Rape and sesamum cake	—	—	—	641	—	—
,, seed	—	—	—	665	—	—
Rattans. Canes and —	—	61	—	532	—	757
Records (talking machines)	—	176	—	—	—	—
Refining machinery. Oil-crushing and —	—	226	—	—	—	—
Refrigerating machinery	—	228	—	—	—	—
Requisites for games and sports—*see* under "Toys and Requisites, etc."						
Requisites, Smokers' —	—	375	—	—	—	—
,, Toilet — (not specified elsewhere)	—	493	—	—	—	—
Resins. Gums and — (for details *see* under "Gums and Resins").						
Rhea Ramie or Chinagrass	—	—	—	730	—	—
Ribbons (haberdashery)	—	461	—	—	—	—
Rice bowls of iron	—	259	—	—	—	—
,, bran	—	—	—	553	—	—
,, flour and ground rice						
,, in the husk						
,, not in the husk						
Boiled rice						
Cleaned rice						
Broken cleaned rice						
Other sorts of rice (*see* under "Grain, etc.")						
Rice and flour mill machinery	—	228	—	—	—	—
Rivets. Nails, —, and washers of iron or steel	—	267, 862	—	516	—	797
Rods (Brass)	—	250	—	—	—	—
Rods (Copper)	—	254	—	—	—	—
Rod. Angle, bolt, and — of iron	—	258, 860	—	514	—	—
Rods. Fishing — and lines (*included* with "Sticks and Whips, etc.")						
Rope, cotton	—	458	—	—	—	827
,, and twine (jute)	—	466	—	726	—	—
,, (of vegetable fibre *excluding* jute and cotton). Cordage and —	—	92	—	641	—	761
Rose mallees. Storax, *including* liquid storax—	—	101	—	—	—	—
Rosin	—	146	—	579	—	777
Rubber :						
Raw	—	364	—	654	—	818
Manufactures—	—	—	—	654	—	818
Pneumatic motor cover	—	365	—	—	—	—
,, ,, tubes	—	365	—	—	—	—
,, ,, cycles covers	—	366	—	—	—	—
,, ,, cycles tubes	—	366	—	—	—	—
,, cycle covers	—	367	—	—	—	—
,, ,, tubes	—	367	—	—	—	—
Solid rubber tyres for motor vehicles	—	368	—	—	—	—
Other manufactures, etc.	—	368	—	—	—	—

ARTICLES	IMPORTS		EXPORTS			
			INDIAN MERCHANDISE		FOREIGN MERCHANDISE	
	Abstract Tables	General Imports	Abstract Tables	General Exports	Abstract Tables	General Exports
	Page	Page	Page	Page	Page	Page
Rubber soled (Boots and Shoes)	—	49	—	527	—	—
Rugs (woollen). Carpets and —	—	479	—	734	—	—
Rum	—	201	—	—	—	—
Rupees—Government of India (*vide* "Treasure")						
Saccharine	—	100	—	—	—	763
Sacks. Bags and — of hemp	—	464	—	—	—	—
Saddlery and harness	—	196, 856	—	604	—	—
Safes and strong boxes of metal	—	156	—	—	—	—
Safety matches	—	244	—	—	—	—
Safflowers	—	—	—	547	—	—
Saffron	—	123	—	—	—	766
Sago flour	—	383	—	—	—	—
Silk	—	370	—	655	—	813
Salted fish, dry	—	120	—	552	—	—
,, ,, wet (*nga-pi*)	—	121	—	553	—	—
,, or preserved. Fruits and vegetables, dried, — (for details *see* under "Fruits and Vegetables")						
Saltpetre	—	—	—	533	—	—
Sandal wood	—	513	—	745	—	
,, ,, oil	—	—	—	629	—	—
Sanitary ware	—	115, 851	—	—	—	—
Saris (grey and white included with "Dhuties, etc.")						
,, and scarves, coloured (*vide* "Cotton Piece-goods")						
Sarsaparilla and preparations thereof	—	100	—	—	—	—
Sateens (Cotton)	—	434	—	—	—	—
Sateens and Taffettas, etc.	—	472	—	—	—	—
Saw mill and wood working machinery	—	229	—	—	—	—
Scarves (grey and white, included with "Dhuties, etc.," and coloured, included with "Saris, etc.")						
Screws, of iron or steel	—	270	—	—	—	—
Second hand clothing	—	34	—	—	—	—
Seed, lac	—	191	—	594	—	—
Seeds :	—	—	—	—	—	814
Oil seeds:						
Essential :						
Ajama			—	655	—	—
Ajwan			—	655	—	—
Aniseed			—	656	—	—
Coriander			—	656	—	—
Cummin (*other than* black)	—	370	—	657	—	—
,, (black)			—	657	—	—
Fennel			—	657	—	—
Fenugreek			—	658	—	—
Sawa or dil			—	658	—	—
Other sorts			—	659	—	—
Non-essential—						
Castor	—	—	—	660	—	—
Copra or coconut kernel	—	371	—	660	—	
Cotton	—	—	—	661	—	—
Groundnuts	—	371	—	662	—	—
Linseed	—	371	—	662	—	—
Mowa or mowra	—	—	—	663	—	—
Mustard	—	—	—	663	—	—
Niger	—	—	—	664	—	—
Poppy	—	—	—	664	—	—
Rape	—	—	—	665	—	—

INDEX—*continued*

ARTICLES	IMPORTS		EXPORTS			
			INDIAN MERCHANDISE		FOREIGN MERCHANDISE	
	Abstract Tables	General Imports	Abstract Tables	General Exports	Abstract Tables	General Exports
	Page	Page	Page	Page	Page	Page
Seeds—*contd.*						
Oil-seeds—*contd.*						
Non-essential—*contd.*						
Sesamum (til or jinjili)	—	372	—	665	—	—
Tea	—	372	—	666	—	—
Others	—	372	—	667	—	—
Other than oil seeds	—	373	—	669	—	—
Senna	—	—	—	543	—	—
Sesamum cake	—	—	—	641	—	—
Sesamum oil	—	—	—	635	—	—
„ seeds	—	372	—	665	—	—
Sewing thread (cotton)						
„ „ (flax)						
„ „ (silk)						
(*See* under respective heads of cotton, flax and silk.)						
Sharkfins, Fishmaws and—	—	120	—	552	—	769
Shawls, woollen	—	482	—	735	—	835
„ Cotton	—	414	—	—	—	—
Sheep and goats	—	—	—	522	—	—
Sheep skins (dressed or tanned)	—	—	—	601	—	—
„ „ (raw)	—	—	—	586	—	—
Sheetings—						
Grey						
White						
(Under cotton goods)						
Sheets (Aluminium)	—	247	—	—	—	—
Sheets (Brass)	—	250	—	—	—	—
Sheet and plate, glass	—	136	—	—	—	773
Sheets of copper, wrought	—	255	—	613	—	—
Sheets of lead for tea-chests	—	283	—	—	—	—
„ of lead	—	283, 865	—	—	—	—
„ and plates (of iron or steel), galvanised	—	863	—	618	—	798
„ Corrugated	—	271	—	—	—	—
„ Plain	—	272	—	—	—	—
„ „ tinned	—	272	—	—	—	—
Sheets up to ¼ inch thick (Iron or Steel)	—	273	—	—	—	—
„ not galvanised or tinned	—	—	—	—	—	799
Sheet, Plates or — of tin (not tinned iron)	—	865	—	622	—	—
Shellac	—	192	—	594	—	—
Shells and Cowries :						
Cowries	—	374	—	671		
Shells :					—	814
Chanks, Sankhli, etc.	—	374	—	671		
Tortoise-shell	—	374	—	671		
Sherry, Madeira, and Marsala	—	206	—	—	—	—
Ships, parts of	—	509, 873	—	743	—	840, 889
Shirtings (coloured)						
„ Longcloth and — (grey)						
„ (white)						
(*See* under cotton goods)						
Shoes (*see* "Boots and Shoes")						
Silicate, Sodium—	—	82	—	—	—	—
Silk, raw	—	—	—	730	—	831
Silk, chasam or waste	—	—	—	731	—	—
„ cocoons	—	—	—	731	—	—
„ raw and cocoons	—	468	—	—	—	—
„ cocoons	—	468	—	—	—	—
„ waste products (*including* Dupplon)	—	468	—	—	—	—

ARTICLES	IMPORTS		EXPORTS			
			INDIAN MERCHANDISE		FOREIGN MERCHANDISE	
	Abstract Tables	General Imports	Abstract Tables	General Exports	Abstract Tables	General Exports
	Page	Page	Page	Page	Page	Page
Silk Hand reeled	—	469	—	—	—	—
„ Other sorts	—	469	—	—	—	—
„ waste and noils	—	468	—	—	—	—
Silk yarn, noils, and warps—	—	469	—	—	—	831
Made from silk *other than* waste or noils	—	470	—	—	—	—
Made from silk waste or noils	—	470	—	—	—	—
Silk, manufactures of—						
Hosiery—Socks and Stockings made chiefly of silk	—	471	—	—	—	—
Total Piecegoods—	—	—	—	732	—	832
Ponjee	—	471	—	—	—	—
Fiji, boseki and corded (Spun silk)	—	471	—	—	—	—
Crepes and Georgettes	—	472	—	—	—	—
Satins and Tafettas	—	472	—	—	—	—
Others	—	472	—	—	—	—
Goods of silk mixed with other materials	—	473	—	732	—	832
Thread for sewing	—	474	—	733	—	833
Other sorts	—	474	—	733	—	833
Silk artificial yarn	—	485	—	—	—	—
„ „ piecegoods (*vide* "Artificial Silk")						
Silver (*vide* "Treasure")						
Silver. Plate of gold and —	—	190	—	592	—	785
Silver thread. Gold and —	—	38	—	—	—	—
Skins, raw (*see* "Hides and Skins")						
„ tanned or dressed (*see* "Leather")						
Slabs, Blooms, ingots, billets, and — (steel) (*see* under "Metals")						
Slabs, Tiles, ingots, cakes, bricks and — (copper) (*see* under "Metals")						
Sleepers and keys of steel or iron (Railway)	—	276, 863	—	—	—	—
„ of wood (Railway)	—	513	—	—	—	—
Smokeless gunpowder	—	41	—	—	—	—
Smokers' requisites (*excluding* tobacco)	—	375	—	—	—	—
Soap :						
Household and laundry soaps in bars or tablets	—	375				
Toilet soap	—	376	—	671	—	814
Other sorts	—	376				
Socks, stockings and — (*vide* "Hosiery")						
Soda. Bicarbonate of —	—	78	—	—	—	—
„ caustic	—	79	—	—	—	—
„ compounds (for details *see* under "Chemicals")						
„ Nitrate of —	—	239	—	—	—	—
Soda water bottles	—	134	—	—	—	—
Sodium carbonate (soda ash and soda crystals)	—	78	—	—	—	—
Sodium silicate	—	82	—	—	—	—
Solder	—	285	—	—	—	—
Solid rubber tyres for motor vehicles	—	868	—	—	—	—
Solutions and compositions. Paints —	—	302	—	—	—	—
Sound recording apparatus	—	180	—	—	—	—
Sovereign (*vide* "Treasure")						

INDEX—*continued*

ARTICLES	IMPORTS		EXPORTS			
			INDIAN MERCHANDISE		FOREIGN MERCHANDISE	
	Abstract Tables	General Imports	Abstract Tables	General Exports	Abstract Tables	General Exports
	Page	Page	Page	Page	Page	Page
Sparkling wines. Champagne and other —	—	205	—	—	—	790
Specimens illustrative of natural science	—	377	—	673	—	815
Spelter. Zinc or — (for details *see* under "Metals")						
Spices:						
Betelnuts	—	378	—	672	—	—
Cardamoms	—	378	—	673	—	815
Cassia	—	378	—	—	—	815
Chillies	—	379	—	673	—	—
Cinnamon	—	379	—	674	—	—
Cloves	—	379	—	674	—	816
Ginger	—	380	—	674	—	—
Nutmegs	—	380	—	—	—	816
Pepper	—	380	—	675	—	—
Other sorts	—	381	—	675	—	816
Spinning machinery (cotton)	—	232	—	—	—	—
Spirit (for details *see* under "Liquors")						
Splints, undipped —	—	245	—	—	—	—
Spots. Checks, —, and Stripes, cotton (white)						—
" " " (coloured, etc.)						
(*See* under cotton)						
Spring of steel	—	261	—	—	—	—
Starch, Dextrine and Farina:						
Starch	—	382	—	—	—	—
Farina and potato flour	—	382	—	—	—	—
Sago flour	—	383	—	—	—	—
Dextrine	—	383	—	—	—	—
Stationery (*excluding* paper)	—	369	—	678, 681	—	817, 888
Pencils (*excluding* slate pencils)	—	384	—	—	—	—
Other sorts	—	384	—	—	—	—
Steam engines and parts (for details *see* under "Machinery and millwork")						
Steam-engines (Locomotives)	—	210	—	—	—	—
" (*other than* locomotives)	—	215, 857	—	—	—	—
Stearine. Tallow and— (for details *see* under "Tallow and Stearine")						
Steel (for details *see* under "Metals")						
Stick, lac	—	101	—	595	—	—
Sticks and whips	—	386	—	—	—	—
Stockings and socks	—	415, 471, 485	—	—	—	—
Stone and marble—						
Stone and marble	—	386	—	679	—	818
Articles of stone and marble	—	387	—	—	—	—
Granite sets and pavement curbs	—	—	—	679	—	—
Other sorts	—	—	—	679	—	—
Stones. Precious —(unset)	—	345	—	648	—	811
Storax, *including* liquid storax (rose mallows)	—	101	—	—	—	—
Stout and porter: (in bottle)	—	199	—	—	—	—
(in bulk)	—	199				
Stoves	—	156				
Straits dollars (*Vide* "Treasure")						
Straw (*included* with "Fodder, etc.")						
Straw boards	—	387	—	—	—	—

ARTICLES	IMPORTS		EXPORTS			
			INDIAN MERCHANDISE		FOREIGN MERCHANDISE	
	Abstract Tables	General Imports	Abstract Tables	General Exports	Abstract Tables	General Exports
	Page	Page	Page	Page	Page	Page
Stripes, Checks, Spots, and — of cotton cloth (white)						
" (coloured, etc.) " (Under cotton goods)						
Stripe, Hoops and — (Iron or Steel)	—	267, 862	—	616	—	797
Sugar:						
Sugar, 23 Dutch standard and above	—	388	—	680	—	819
Sugar below 23 Dutch standard but not below 16 Dutch standard	—	389	—	680	—	819
Beet Sugar	—	389	—	—	—	—
Sugar, 15 Dutch standard and below	—	390	—	681	—	819
Molasses	—	390	—	681	—	—
Sugar machinery	—	230	—	—	—	—
Sulphate of ammonia	—	239	—	610	—	—
" of magnesium	—	75	—	—	—	—
Sulphur Brimstone)	—	83	—	—	—	—
" (Black)	—	111	—	—	—	—
Sulphuric acid	—	63	—	—	—	758
Sunshades (*included* with "Umbrellas")						
Surgical instruments	—	185	—	—	—	—
Tableware (*including* decanters, etc.) of glass	—	136	—	—	—	—
Talking machines	—	176	—	—	—	—
Talking machines and accessories	—	—	—	—	—	781
Tallow and Stearine:	—	—	—	682	—	—
Grease (*excluding* mineral grease)	—	391	—	—	—	—
Other sorts	—	392	—	—	—	—
Tanning substances, Dyeing and — (for details *see* under "Dyeing and Tanning substances")						
Tar, Coal — and Pitch	—	341	—	—	—	810
Tartaric acid	—	64	—	—	—	—
Tea:						
Black	—	393	—	683	—	820
Green	—	393	—	684	—	820
Tea-chests entire or in sections:						
of iron or steel or other metal	—	394	—	—	—	—
" wood	—	394	—	—	—	—
" Sheets for — of lead	—	283	—	—	—	—
Tea machinery	—	231	—	—	—	—
" seed	—	372	—	666	—	—
" waste, for the manufacture of Caffeine	—	—	—	686	—	—
Teakwood	—	512	—	744	—	842
Teak keys	—	—	—	745	—	—
Tea. Angle and—(of iron)	—	258, 860	—	614	—	—
" " " —(of steel)	—	260	—	—	—	—
Telegraphs, materials for construction and accessories	—	395, 869	—	681	—	869
Telephones, materials for construction, etc.	—	396	—	—	—	—
Textile machinery (for details *see* under "Machinery and Millwork")						
Textiles: Cotton (for details *see* under "Cotton")						
Fabrics, containing gold and silver thread	—	489	—	—	—	—
Fent, being *bonâ fide* remnants of piecegoods or other fabrics—						
Of Cotton, not exceeding 4 yds. in length	—	456	—	—	—	—
Of Silk, Art silk, etc., not exceeding 2½ yds. in length	—	457	—	—	—	—
Of other materials	—	457	—	—	—	—
Fents of all descriptions not exceeding 4 yards in length	—	458	—	—	—	—

INDEX—*continued*

ARTICLES	IMPORTS		EXPORTS			
			INDIAN MERCHANDISE		FOREIGN MERCHANDISE	
	Abstract Tables	General Imports	Abstract Tables	General Exports	Abstract Tables	General Exports
	Page	Page	Page	Page	Page	Page
Textiles—*contd.*						
Flax (for details see under "Flax")						
Haberdashery and Millinery:						
Made up cotton goods, *e.g.*, quilts, bed covers, counterpanes, etc.	—	—	—	713		
Other sorts—						
Lace and embroidery	—	461			—	830
Ribbons	—	461	—	712		
Towels not in the piece	—	462				
Other sorts	—	462				
Hemp (for details see under "Hemp")						
Jute (for details see under "Jute")						
Rhea, Ramie or China grass	—	—	—	730	—	—
Silk (for details see under "Silk")						
Wool (for details see under "Wool")						
Artificial silk (for details see under "Artificial silk").						
Other Textiles — Manufactured	—	490	—	738	—	837
Raw	—	490	—	737	—	837
Thread. Gold and silver	—	33	—	—	—	—
Thread, sewing: Cotton, Flax, Silk (*See* under respective heads)						
Thymol oil	—	—	—	630	—	—
Til or jinjili (Sesamum oil)	—	—	—	635	—	—
„ „ seed	—	372	—	665	—	—
Tiles, ingots, cakes, bricks and slabs of unwrought copper	—	254	—	—	—	—
Tiles (Building)	—	97, 848	—	536	—	—
Timber (for details see under "Wood and Timber")						
Timepieces. Clocks and	—	87	—	—	—	759
Tin (for details see under "Metals")						
Tinned iron. Sheets and plates of	—	272	—	—	—	—
Tobacco:						
Unmanufactured	—	499	—	738	—	838
Manufactured— Cigars	—	491	—	739		
Cigarettes	—	491	—	739		
Tobacco for pipes and cigarettes	—	492	—	—	—	838
Other sorts	—	492	—	740		
Toilet soap	—	376	—	—	—	—
Toilet requisites (not specified elsewhere)	—	493	—	—	—	—
Tool steel, carbon	—	268	—	—	—	—
„ „ , Highspeed	—	262	—	—	—	—
Tortoise-shell	—	374	—	671	—	—
Towels in the piece (cotton)	—	454	—	—	—	—
Towels not in the piece (Haberdashery)	—	462	—	—	—	—
Toys and requisites for games and sports:						
Toys	—	494				
Requisites for games and sports:						
Playing cards	—	495	—	741	—	839
Other sorts	—	495				
Tractors, Agricultural	—	220	—	—	—	—

COUNTRIES	IMPORTS		EXPORTS			
			INDIAN MERCHANDISE		FOREIGN MERCHANDISE	
	Abstract Tables	General Imports	Abstract Tables	General Exports	Abstract Tables	General Exports
	Page	Page	Page	Page	Page	Page
Trade—total—with—						
Abyssinia	23	—	26	—	—	—
Aden and Dependencies	21	875	24	883	27	890
Afghanistan	—	—	25	—	28	—
Albania	22	—	25	—	28	—
Algeria	23	—	26	—	28	—
Anglo-Egyptian Sudan	21	—	24	884	27	891
Argentine Republic (including the Atlantic Coast of Patagonia)	23	876	26	—	28	—
Austria	22	876	25	—	28	—
Bahrein Islands	21	—	24	883	27	890
Bahamas	21	—	24	—	—	—
Belgium	23	876	25	884	27	—
Belgian Congo	23	—	26	—	—	—
Bermudas	—	—	24	—	—	—
Bolivia	—	—	26	—	—	—
Borneo (Dutch)	23	—	25	—	28	—
Brazil	23	—	26	—	28	—
British Borneo	21	—	24	883	27	—
British Guiana	—	—	24	—	27	—
British Honduras	—	—	24	—	—	—
British West India Islands	21	—	24	—	27	—
Bulgaria	23	—	25	—	28	—
Canada	21	875	24	884	27	—
Canary Islands	23	—	26	—	28	—
Celebes and other Islands	23	—	25	—	29	—
Ceylon	21	875	24	883	27	890
Chile (including the Pacific coast of Patagonia)	23	—	26	—	28	—
China (exclusive of Hongkong and Macao)	23	876	25	884	28	—
Colombia	23	—	26	—	28	—
Commonwealth of Australia	21	875	24	884	27	—
Costa Rica	—	—	26	—	—	—
Cuba	23	—	26	—	28	—
Cyprus	21	—	24	—	27	—
Czechoslovakia	22	—	25	—	28	—
Denmark	22	876	25	—	27	—
Dutch Guiana	—	—	26	—	28	—
Dutch West Indies (Curacao)	23	—	26	—	28	—
Ecuador	23	—	26	—	28	—
Egypt	23	876	26	884	28	891
Estonia	22	—	25	—	27	—
Falkland Islands	—	—	24	—	—	—
Federated Malay States	21	875	24	—	27	890
Fiji Islands	21	—	24	—	27	—
Finland	22	—	25	—	—	—
Formosa	23	—	25	—	28	—
France	22	876	25	—	27	—
Fr. Indo-China	23	—	25	—	28	—
French Somaliland	23	—	26	—	28	—
French West Africa	—	—	26	—	—	—
French West Indies	—	—	26	—	—	—
Gambia	21	—	24	—	—	—
Germany	22	876	25	884	27	—
Gibraltar	21	—	24	—	27	—
Gold Coast (including British Togoland)	—	—	24	—	27	—
Greece (including Crete)	22	—	25	—	28	—
Guatemala	—	—	26	—	—	—

INDEX—*continued*

COUNTRIES	IMPORTS		EXPORTS			
			INDIAN MERCHANDISE		FOREIGN MERCHANDISE	
	Abstract Tables	General Imports	Abstract Tables	General Exports	Abstract Tables	General Exports
Trade—total—with—*contd.*	Page	Page	Page	Page	Page	Page
Guiana, British	—	—	24	—	27	—
„ (Dutch)	23	—	26	—	28	—
Hayti and St. Domingo	23	—	26	—	28	—
Hawaii	23	—	26	—	28	—
Henjam Islands	22	—	25	—	28	—
Honduras	—	—	24	—	—	—
„ (not British)	—	—	26	—	—	—
Hongkong	21	875	24	884	27	890
Hungary	22	876	25	—	28	—
Irish Free State	21	—	24	—	—	—
Italian East Africa, (Somaliland and Eritrea)	23	—	26	—	29	—
Iran	22	876	25	—	28	—
Iraq	22	876	25	884	28	891
Italy (*including* Fiume)	22	876	25	—	27	—
Japan	23	876	25	—	23	—
Java	22	876	25	—	28	—
Kenya Colony	21	—	24	—	27	—
Korea	—	—	25	—	—	—
Latvia	22	—	25	—	—	—
Liberia	—	—	26	—	28	—
Lithuania	22	—	—	—	—	—
Luxemburg	22	—	—	—	—	—
Macão	23	—	—	—	—	—
Madagascar and Kerguelen	23	—	26	—	28	—
Maldives	21	—	24	—	27	—
Malta and Gozo	21	—	24	883	27	890
Maskat Territory and Trucial Omaa	22	—	25	—	28	891
Mauritius and Dependencies	21	—	24	—	27	—
Mexico	23	—	26	—	28	—
Morocco Spanish	—	—	26	—	28	—
„ Fr. Protectorate	23	—	26	—		
„ Tangier	23	—	26	—		
Netherlands	22	876	25	—	27	—
Newfoundland and Coast of Labrador	—	—	24	—	—	—
New Guinea (Dutch)	23	—	25	—	—	—
New Zealand	21	—	24	—	27	—
Nicaragua	—	—	26	—	—	—
Nigeria (*including* British Cameroons)	—	—	24	—	28	—
Non-Federated Malay States	21	—	—	—	—	—
Norway	22	876	25	—	27	—
Nyasaland Protectorate	21	—	24	—	—	—
Other Islands in the Pacific	23	—	26	—	—	—
Other Native States in Arabia	22	—	25	884	28	891
Palestine	21	—	24	—	27	—
Panama (*including* Panama Canal Zone)	23	—	26	—	28	—
Paraguay	—	—	26	—	—	—
Peru	23	—	26	—	—	—
Philippines	23	—	25	—	28	—
Poland (*including* Dantaig)	23	—	25	—	27	—
Porto Rico	23	—	26	—	—	—
Portugal (*including* Azores and Madeira)	23	—	25	—	27	—
Portuguese East Africa	23	876	26	—	28	—
Portuguese Timor	—	—	25	—	—	—
Portuguese West Africa	23	—	26	—	28	—
Protectorate of South-West Africa	—	—	24	—	27	—
Réunion	—	—	26	—	28	—
Rhodesia Northern	21	—	24	—	—	—
„ Southern	21	—	24	—	—	—
Roumania	22	—	25	—	28	—

COUNTRIES AND ARTICLES	IMPORTS		EXPORTS			
			INDIAN MERCHANDISE		FOREIGN MERCHANDISE	
	Abstract Tables	General Imports	Abstract Tables	General Exports	Abstract Tables	General Exports
Trade—total—with—*contd.*	Page	Page	Page	Page	Page	Page
San Salvador	—	—	26	—	—	—
Seychelles	21	—	24	—	27	—
Siam	23	—	25	—	28	—
Sierra Leone	—	—	24	—	—	—
Socotra	—	21	24	—	27	—
Somaliland Protectorate	21	—	24	884	27	—
„ (French)	23	—	26	—	28	—
Spain	22	—	25	—	27	—
Spanish West Africa (*including* Fernando Po.)	—	—	26	—	—	—
Straits Settlements (*including* Labuan)	21	875	24	883	27	890
Sumatra	22	—	25	—	28	—
Sweden	22	876	25	—	27	—
Switzerland	22	876	25	—	27	891
Syria	22	—	24	—	28	—
Tanganyika Territory	21	—	24	—	27	—
Territory of Papua	—	—	24	—	27	—
Tripoli (Libya)	23	—	26	—	28	—
Tunis	—	—	26	—	—	—
Turkey, Asiatic	22	—	25	—	28	—
„ European	22	—	25	—	28	—
Uganda Protectorate	21	—	24	—	27	—
Union of South Africa	21	—	24	884	27	—
United Kingdom (*including* Channel Islands)	1	875	24	883	27	890
United States of America	23	876	26	884	28	—
U. S. S. R.— Northern	22	—	25	—	27	—
Southern	22	—	25	—	27	—
Pacific Ports (in Asia)	22	—	25	—	—	—
Uruguay	23	—	26	—	28	—
Venezuela	—	—	26	—	—	—
West India Islands— (British)	21	—	24	—	27	—
(French)	—	—	26	—	—	—
Yugo-Slavia (Kingdom of the Serbs, Croats, and Slovenes)	22	—	25	—	28	—
Zanzibar and Pemba	21	—	24	—	27	—
Tram cars	—	507	—	—	—	—
Treasure	903—910	—	903—910	—	—	—
Gold— Bullion (bar, ingots, etc.)	904	—	904	—	—	—
Coin— Sovereigns, etc.	904	—	904	—	—	—
Other coined gold	904	—	904	—	—	—
Silver— Bullion— Bar	907	—	907	—	—	—
Other kinds	907	—	907	—	—	—
Coin— Govt. of India Rupees	907	—	907	—	—	—
British dollars	907	—	907	—	—	—
Straits dollars	907	—	907	—	—	—
Other coin	907	—	907	—	—	—
Currency Notes	909	—	909	—	—	—
Trimmings, Coatings and— (*See* under "Cotton goods").						
Trunks, Bags and— (*Vide* "Leather")						
Tubes (Brass)						
Tubes (Copper)						
Tubes, pipes, and fittings, wrought (iron or steel)						
„ Pipes and — of lead (*Vide* "Metals")						
„ Pneumatic						
Rubber— (*Vide* "Rubber manufactures")						
Turbogenerating sets	—	218	—	—	—	—
Turmeric	—	—	—	548	—	—
Turpentine: Genuine Turpentine	—	317	—	644	—	—
Turpentine substitute	—	318				
Twills: White (*See* "Cotton goods")						
Coloured (*See* "Cotton goods")						

INDEX—*concluded*

ARTICLES	IMPORTS		EXPORTS			
			INDIAN MERCHANDISE		FOREIGN MERCHANDISE	
	Abstract Tables	General Imports	Abstract Tables	General Exports	Abstract Tables	General Exports
	Page	Page	Page	Page	Page	Page
Twine, Rope and — of jute	—	466	—	726	—	—
Twist and Yarn :						
Cotton	—	397—413	—	688—695	—	821, 889
Flax	—	459	—	—	—	—
Jute	—	465	—	715	—	—
Typewriters	—	236	—	—	—	—
„ parts and accessories	—	237	—	—	—	—
Tyres for motor vehicles solid Rubber	—	368	—	—	—	—
Umbrellas and umbrella fittings :						
Umbrellas, complete, *including* parasols and sunshades	—	496	—	742	—	839
Umbrella fittings	—	497	—	—	—	—
Underwear (*vide* " (Hosiery)						
Uniforms (included with " Apparel, etc.")						
Unsalted fish (dry)	—	119	—	851	—	—
Vegetable oils (for details *see* under " Oils ")						
Vegetables. (for details *see* under " Fruits and Vegetables ")						
Vehicles, *excluding* locomotives, etc., for railways :						
Carriages and carts not mechanically propelled and parts thereof (*excluding* railway carriages, trucks, etc.)—						
Carriages and carts not mechanically propelled (*excluding* railway carriages, trucks, etc.)	—	498, 872	—	742	—	840
Parts of carriages and carts (*excluding* rubber tyres)	—	499	—	742	—	
Perambulators and children's go-carts	—	499	—	—	—	—
Parts of perambulators and children's go-carts	—	500	—	—	—	—
Cycles (*other than* motor cycles) and parts thereof and accessories—						
Cycles imported entire or in sections	—	501	—	—	—	—
Parts of cycles and accessories (*excluding* rubber tyres)	—	501	—	—	—	—
Mechanically propelled railway locomotives and tractors—						
Aircraft	—	502	—	—	—	—
Parts of aircraft	—	502	—	—	—	—
Carriages and parts for Railways	—	503, 873	—	—	—	840
Wagons and parts for Railways	—	503, 873	—	—	—	—
Motor cars (*including* taxicabs)	—	504	—	—	—	—
Motor cycles (*including* scooters)	—	505	—	—	—	—
Motor Omnibuses, motor vans and motor lorries —Motor Omnibuses :						
Imported with bodies	—	505	—	—	—	—
Chassis	—	506	—	—	—	—
Tram cars	—	507	—	—	—	—
Parts of mechanically propelled vehicles and accessories *other than of* aircraft (*excluding* rubber tyres)	—	507	—	—	—	—
Ships, parts of (*including* Launches and Boats)	—	509, 873	—	743	—	840, 889
Other kinds of vehicles	—	874	—	743, 882	—	841
Velvet and Velveteens	—	448	—	—	—	—
Veneers	—	245	—	—	—	—
Vinegar (*excluding* bottled vinegar)	—	362	—	—	—	—
Wagons and parts thereof (Railway)	—	503, 873	—	—	—	—
Wraps. Silk yarn, noils, and —	—	469	—	—	—	831
Washers. Nails, rivets, and — of iron or steel	—	207, 862	—	616	—	797
Waste cotton	—	397	—	687	—	—
Waste Silk,—	—	468	—	731	—	—

ARTICLES	IMPORTS		EXPORTS			
			INDIAN MERCHANDISE		FOREIGN MERCHANDISE	
	Abstract Tables	General Imports	Abstract Tables	General Exports	Abstract Tables	General Exports
	Page	Page	Page	Page	Page	Page
Watches. Clocks and — (*see* details under "Clocks, etc.")	—	34	—	—	—	—
Waterproofed clothing	—	511	—	743	—	842
Wax of all kinds *other than* paraffin wax	—	340	—	846	—	—
„ Paraffin	—	232	—	—	—	—
Weaving machinery (Cotton)	—	142	—	574, 878	—	778
Wheat	—	142	—	575, 879	—	—
„ flour	—	386	—	—	—	—
Whips, Sticks and — (*excluding* fishing rods and lines)	—	202	—	—	—	788
Whisky						
White oil—(*See* "Oil")—						
Wines (for details *see* under " Liquors ")						
Wire (Brass)						
Wire, copper (*excluding* wire of telegraph, etc.)						
Wire, iron or steel						
Wire nails (iron or steel)						
„ rope, black						
„ „ galvanised (*See* under "Metals, etc.")						
Wires, Electric — and cables (for details *see* under " Instruments etc., Electrical ")						
Wireless apparatus	—	185	—	—	—	—
Wolfram ore	—	—	—	682	—	—
Wood and Timber :						
Deal and Pine-wood	—	511	—	—	—	—
Jarrah wood	—	512	—	—	—	—
Teak wood	—	512	—	744	—	842
Teak keys	—	—	—	745	—	—
Firewood	—	512	—	745	—	—
Hard *other than* teak	—	—	—	745	—	—
Sandal	—	516	—	745	—	—
Logs and Timber for Match making	—	513	—	—	—	—
Sleepers of wood for Railways	—	513	—	—	—	—
Other kinds of wood and timber	—	514	—	746	—	842
Plywood, etc.	—	515	—	—	—	—
Wood, manufactures of	—	515	—	747	—	843
„ working machinery.						
Saw mill and —	—	229	—	—	—	—
Wool Machinery	—	235	—	—	—	—
Wool—						
Raw	—	476	—	734	—	834
Yarn and knitting wool :						
Worsted yarn for weaving	—	477	—	—	—	—
Knitting wool	—	477	—	—	—	—
Other sorts	—	478	—	—	—	—
Manufactures of :						
Blankets and rugs *other than* floor rugs	—	478	—	—	—	—
Braids	—	478	—	—	—	—
Carpets and floor rugs	—	479	—	—	—	—
„ and rugs	—	—	—	734	—	—
Hosiery	—	479, 872	—	—	—	—
Woollen knitted apparel	—	479	—	—	—	—
Other sorts	—	480	—	—	—	—
Woollen and worsted Piece-goods	—	480, 872	—	735	—	834, 889
Goods of wool mixed with other materials	—	481	—	—	—	—
Scufflecloth and shawl-cloth	—	482	—	—	—	—
Rollercloth, clearercloth, etc.	—	482	—	—	—	—
Shawls and lohis	—	482	—	735	—	835
Other sorts	—	483, 872	—	736, 882	—	835, 880
Writing paper and envelopes	—	329, 867	—	—	—	809
Yarn, Twist and —						
Cotton (*See* "Cotton")						
Flax (*See* "Flax")						
Jute (*See* "Jute")						
„ Silk —, noils, and warps (*See* Silk)						
„ and knitting wool	—	477	—	—	—	—
Yellow metal, Mixed or — for sheathing	—	249	—	—	—	794
Zinc or spelter (for details *see* under " Metals ")						

MGIPC—33—II-1-252—25-2-38—870.

List of Agents in India from whom Government of India Publications are available.

(a) Provincial Government Book Depots.

Madras :—Superintendent, Government Press, Mount Road, Madras.
Bombay :—Superintendent, Government Printing and Stationery, Queen's Road, Bombay.
Sind :—Manager, Sind Government Book Depôt and Record Office, Karachi (Sadar).
United Provinces :—Superintendent, Government Press, Allahabad.
Punjab :—Superintendent, Government Printing, Punjab, Lahore.
Central Provinces :—Superintendent, Government Printing, Central Provinces, Nagpur.
Assam :—Superintendent, Assam Secretariat Press, Shillong.
Bihar :—Superintendent, Government Printing, P. O. Gulzarbagh, Patna.
North-West Frontier Province :—Manager, Government Printing and Stationery, Peshawar.
Orissa :—Press Officer, Secretariat, Cuttack.

(b) Private Book-sellers.

Advani Brothers, P. O. Box 100, Cawnpore.
Aero Stores, Karachi.*
Banthiya & Co., Ltd., Station Road, Ajmer.
Bengal Flying Club, Dum Dum Cantt.*
Bhatia Book Depot, Saddar Bazar, Ranikhet.
Bhawnani & Sons, New Delhi.
Bombay Book Depot, Charni Road, Girgaon, Bombay.
Book Company, Calcutta.
Booklover's Resort, Taikad, Trivandrum, South India.
Burma Book Club, Ltd., Rangoon.
Butterworth & Co. (India), Ltd., Calcutta.
Careers, Mohini Road, Lahore.
Chatterjee & Co., 3, Bacharam Chatterjee Lane, Calcutta.
Chukerverty, Chatterjee & Co., Ltd., 13, College Square, Calcutta.
City Book Club, 98, Phayre Street, Rangoon.
Das Gupta & Co., 54/3, College Street, Calcutta.
Delhi and U. P. Flying Club, Ltd., Delhi.*
English Book Depot, Ferozepore.
English Book Depot, Taj Road, Agra.
English Bookstall, Karachi.
English Bookstores, Abbottabad, N.-W. F. P.
Fakir Chand Marwah, Peshawar Cantt.
Fono Book Agency, Simla.
Gautama Brothers & Co., Ltd., Meston Road, Cawnpore.
Higginbothams, Madras.
Hindu Library, 137-F, Balaram De Street, Calcutta.
Hyderabad Book Depot, Chaderghat, Hyderabad (Deccan).
Imperial Book Depot and Press, near Jama Masjid (Machhliwalan), Delhi.
Indian Army Book Depot, Dayalbagh, Agra.
Indian Book Shop, Benares City.
Indian School Supply Depot, Central Avenue, South, P. O. Dharamtala, Calcutta.
Insurance Publicity Co., Ltd., Lahore.
International Book Service, Poona 4.
Jacques & Co., Kamptee Road, Nagpur, Messrs. Neston.
Jaina & Bros., Mori Gate, Delhi, and Connaught Place, New Delhi, Messrs. J. M.
Kamala Book Depot, 15, College Square, Calcutta.
Karnataka Publishing House, Bangalore City.
Keale & Co., 65, Britto Road, Karachi Sadar.
Keshao Bookstall, Khadibazar, Belgaum.
Kitabistan, 17-A, City Road, Allahabad.
Krishnaswami & Co., Teppakulam P. O., Trichinopoly Fort, Messrs. S.
Lahiri & Co., Calcutta, Messrs. S. K.
Local Self-Govt. Institute, Bombay.
London Book Co. (India), Arbab Road, Peshawar, Murree, Nowshera and Rawalpindi.
Malhotra & Co., Post Box No. 94, Lahore, Messrs. U. P.
Malik & Sons, Sialkot City.
Mathur, B. S., Book-seller, Civil Lines, Jodhpur.
Minerva Book Shop, Anarkali Street, Lahore.
Modern Book Depot, Bazar Road, Sialkot Cantonment and Napier Road, Jullundur Cantonment.
Mohanlal Dosabhai Shah, Rajkot.
Mohendra Bros., Lashkar, Gwalior State, Messrs.
Nandkishore & Bros., Chowk, Benares City.
New Book Co., "Kitab Mahal", 192, Hornby Road, Bombay.
Newman & Co., Ltd., Calcutta, Messrs. W.
Oxford Book and Stationery Company, Delhi, Lahore, Simla, Meerut and Calcutta.
Parikh & Co., Baroda, Messrs. B.
Pioneer Book Supply Co., 20, Shib Narayan Das Lane, Calcutta and 219, Cloth Market, Delhi.
Popular Book Depot, Grant Road, Bombay.
Punjab Religious Book Society, Lahore.
Raghunath Prasad & Sons, Patna City.
Ram Krishna Bros., Opposite Bishrambag, Poona City.
Ram Narain Lal, Katra, Allahabad.
Rama Krishna & Sons, Book-sellers, Anarkali, Lahore.
Ramesh Book Depot & Stationery Mart, Kashmere Gate, Delhi.
Ray & Sons, 43, K. & L. Edwardes Road, Rawalpindi, Murree and Peshawar, Messrs. J.
Roy Chowdhury & Co., 72, Harrison Road, Calcutta, Messrs. N. M.
Saraswati Book Depot, 15, Lady Hardinge Road, New Delhi.
Sarcar & Sons, 15, College Square, Calcutta, Messrs. M. C.
Sarkar & Co., Ltd., 6, Hastings Street, Calcutta, Messrs. P. C.
Sharada Mandir, Ltd., Nai Sarak, Delhi.
Standard Book Depot, Lahore, Dalhousie and Delhi.
Standard Bookstall, Karachi.
Standard Bookstall, Quetta.
Standard Law Book Society, 69, Harrison Road, Calcutta.
Tara & Sons, Razmak (India), Messrs. B. S.
Taraporevala Sons & Co., Bombay, Messrs. D. B.
Thacker & Co., Ltd., Bombay.
Thacker, Spink & Co., Ltd., Calcutta and Simla.
Tripathi & Co., Book-sellers, Princess Street, Kalbadevi Road, Bombay, Messrs. N. M.
University Book Agency, Kachari Road, Lahore.
Upper India Publishing House, Ltd., Literature Palace, Ammuddaula Park, Lucknow.
Varadachary & Co., Madras, Messrs. P.
Venkatasubban, A., Law Book-seller, Vellore.
Wheeler & Co., Allahabad, Calcutta and Bombay, Messrs. A. H.
Young Man & Co., Egerton Road, Delhi.

* Agents for publications on Aviation only.