

DEPARTMENT OF COMMERCIAL INTELLIGENCE AND STATISTICS, INDIA

---

**ANNUAL STATEMENT**  
OF THE  
**Sea-Borne Trade of British India**  
WITH THE  
**British Empire and Foreign Countries**

For the fiscal year ending 31st March, 1934

VOLUME II.

Abstract and detailed tables of the trade and shipping with each country and at each port, and tables relating to the trade of the French Possessions in India.

---

*Published by order of the Governor-General in Council*

---



L.L.H.I.: MANAGER OF PUBLICATIONS  
1935

[No. 2786.]

Price Rs. 13 or 21s.

## List of Publications of the Department of Commercial Intelligence and Statistics, India.

Publications noted below are obtainable from—**In India** :—The Manager of Publications, Civil Lines, Delhi; Sale Dépôt at 8, Hastings Street, Calcutta. **In Europe and America** :—The Secretary to the High Commissioner for India, "India House," Aldwych, London, W. C. 2. Also from all Agents for the sale of Government publications. Remittances should be made either through a bank or by postal or money order and should include forwarding (i.e., Packing and Postage) charges as indicated in brackets after each price.

[All communications regarding supply on payment and subscriptions and all payments for subscriptions and advertisements should be made direct to any of the aforesaid officers as the case may be.]

### WEEKLY.

1. *Indian Trade Journal* (Estd. 1906).—Issued on Thursdays. Annual, half-yearly and quarterly rates of subscription with Supplements and quarterly index :—**Indian** (including postage): R15 (without postage R13), R7-8, R3-12 and **Foreign** (including postage): R19-8, R9-12, R4-14, respectively. Single copies (excluding postage)—Current issue As. 4 (1a.); Back numbers, when available, for any number over three months old R1 each (1a.); Foreign (including postage):—6 As. 6 p. and R1-2-6 for current and back issues respectively. [Orders may be placed, with prepayment, for particular issues of the Journal, e.g., issues containing Crop Forecasts or those having special supplements.]

### MONTHLY.

2. Accounts relating to the Sea-borne Trade and Navigation of British India for April, 1935. R1-4 or 2s. 3d. (4a.) Yearly subscription R15 without postage and R18 post free.
3. Monthly Statistics of Cotton Spinning and Weaving in Indian Mills, February, 1935. As. 2 or 3d. (1a.) Yearly subscription R1-8 without postage and R2-4 post free.
4. Monthly Statistics of the Production of certain Selected Industries of India, December, 1934. As. 2 or 3d. (6p.)
5. Indian Customs Revenue for May, 1935. One anna or 1½d. (6p.) Yearly subscription R1-2 post free.
6. Joint Stock Companies registered in British India and in the Indian States of Hyderabad, Mysore, Baroda and Travancore, March, 1935. As. 10 or 1s. (6p.)
7. Trade at stations adjacent to Land Frontier Routes for March, 1935. As. 12 or 1s. 3d. (1a.)
8. Raw Cotton Trade Statistics (Rail and River) for January, 1935. R1-10 or 2s. 9d. (2a.)
9. Exports of Indian Artware and Sports Goods for August, 1934. R1 or 1s. 9d. (1a.)
10. Kathiawar Trade Statistics, February, 1935. R3-2 or 5s. 6d. (1a.)
11. Accounts relating to the Coasting Trade and Navigation of British India for March, 1935. R3-12 or 6s. 6d. (4a.)
12. Accounts relating to the Inland (Rail and River-borne) Trade of India for January, 1935. R2 or 3s. 6d. (2a.)

### QUARTERLY.

13. Wholesale prices of certain staple articles of trade at selected stations in India during the months of January to March, 1935. (No. 1 of 1935.) As. 5 or 6d. (6p.)

### ANNUAL.

14. Review of the Trade of India in 1933-34 (60th issue). R2-8 or 4s. 6d. (7a.)
15. Review of certain main items of foreign trade during the calendar year 1933. As. 14 or 1s. 6d. (6p.)
16. Accounts relating to the Sea-borne Trade and Navigation of British India for the calendar year 1934. R1-12 or 3s. (2a.)
17. Annual Statement of the Sea-borne Trade of British India with the British Empire and Foreign Countries :—  
Vol. I.—Abstract and detailed Tables of Imports and Exports for 1933-34 (68th issue). R19-12 or 31s. (R1-10.)  
Vol. II.—Abstract and detailed Tables of Trade and Shipping with each country and at each Port, and Tables relating to the trade of the French Possessions in India for the fiscal year ending 31st March, 1933 (67th Issue). R14 or 22s. 6d. (R1-8.)
18. Statistical Abstract for British India (with Statistics, where available, relating to certain Indian States) from 1922-23 to 1931-32 (11th issue). R1-12 (10a.)
19. Agricultural Statistics of India :—  
Vol. I.—British India—for 1931-32 (48th issue). R5-8 or 9s. 10d. (4a.)  
Vol. II.—Indian States—for 1931-32 (48th issue). R4-8 or 7s. 6d. (4a.)
20. Agricultural Statistics of British India (Provisional), 1933-34 (20th issue). As. 4 or 5d. (1a.)
21. Estimates of Area and Yield of Principal Crops in India, 1933-34. (30th issue). R1-2 or 2s. (3a.)
22. Indian Tea Statistics, 1933. (39th issue.) As. 8 or 10d. (2a.)
23. Indian Coal Statistics, 1933. (27th issue.) R1-6 or 2s. 3d. (2a.)
24. Indian Rubber Statistics, 1933. (15th issue.) As. 4 or 5d. (6p.)
25. Indian Coffee Statistics, 1932-33. (15th issue.) As. 6 or 8d. (1a.)
26. List of cotton pressing factories with names of owners and particulars of marks allotted to them in the different provinces of British India and certain Indian States for the season 1934-35. (10th issue.) As. 12 or 1s. 3d. (1a.)

27. Joint Stock Companies in British India and in the Indian States of Hyderabad, Mysore, Baroda, Gwalior, Indore and Travancore, 1931-32 (18th issue). R6-12 or 10s. (6a.)
28. Statistical Tables relating to Banks in India, 1932 (19th issue). R1-12 or 3s. (3a.)
29. Statistical Statements relating to the Co-operative Movement in India during the year 1932-33 (15th issue). R1-10 or 2s. 9d. (3a.)

### BIENNIAL.

30. Large Industrial Establishments in India, 1931 (11th issue). R3-10 or 6s. 3d. (5a.)

### QUINQUENNIAL.

31. Quinquennial Report on the average yield per acre of principal crops in India for the period ending 1931-32. R1-14 or 3s. 3d. (2a.)
32. Live-stock Statistics, India, 1929-30. As. 4 or 5d. (1a.)
33. Index Numbers of Indian Prices, 1861—1931 (3rd issue). R1-2 or 2s. (5a.) Addenda for 1932 and 1933 are available. Price Anna 1 each or 1½d. (1a.)
34. Accounts of the Trade of the Portuguese Possessions in India for the five calendar years 1921-25. (Supplement to Vol. II of the Annual Statement of the Sea-borne Trade of British India.) As. 12 or 1s. 3d. (2a.)

### MISCELLANEOUS.

35. Crop Forecast. (Published in the *Indian Trade Journal*, the due months are in brackets.) Per copy of the Journal As. 4 (1a.); and Foreign 6 Annas 6 pies post free. (Vide item No. 1.)  
Rice.—1st (October), 2nd (December), Final (February).  
Wheat.—1st (January), 2nd (March), 3rd (April), 4th (May), Final (August).  
Cotton.—1st (August), 2nd (October), 3rd (December), Final (February), Supplementary (April).  
Linseed, Rape and Mustard (*Winter oilseeds*)—1st (January), 2nd (March), Final (June).  
Sesamum (*til or jinjili*)—1st (September), 2nd (October), Final (January), Supplementary (April).  
Groundnut—1st (August), 2nd (October), Final (February).  
Castorseed—February.  
Sugarcane—1st (August), 2nd (October), Final (February).
  36. Registration and Publication of Statistics relating to the Sea-borne Trade and Navigation of British India. R3-2 or 4s. 9d. (Out of print.)
  37. A Manual on the preparation of Crop Forecasts in India. As. 8 or 9d. (Out of print.)
  38. Cotton Map of India, No. 1.—Showing the different varieties of cotton grown in the different districts and States in India. R1 or 1s. 9d. (1a.)
- [All communications relating to the supply of Maps on payment should be addressed to the Officer-in-Charge, Map Record and Issue Office, 13, Wood Street, Calcutta.]
39. Crop Atlas of India. (1925 Edition.) R3-4 or 5s. 9d. (6a.)
  40. Alphabetical Index of the Commodities that enter into the Foreign Sea-Borne Trade of British India. R7-8 or 12s. (6a.)
  41. Quinquennial Catalogue of the Commercial Library corrected up to 30th April, 1932. Price Rs. 8 or 13s. 6d. First Supplement to the catalogue brought up to December, 1933. Price R1-6 or 2s. 3d.
  42. Directory of exporters of Indian produce and manufactures (8th edition). As. 8 or 10d. (3c.)

### \*SPECIAL SUPPLEMENTS TO THE "Indian Trade Journal".

43. Review of the Sugar Industry of India, 1932-33. Annas 4 or 5d. (1a.) (Supplement to the issue of 5th July 1934.)
44. Note on Tobacco. As. 2 or 3d. (1a.) (Supplement to the issue of 24th September 1931.)
45. Glossary of Raw Cotton Trade Terms. Anna 1 or 1½d. (1a.) (Supplement to the issue of 21st June 1928.)
46. Glossary of Terms relating to Hand-made Cotton Fabrics. As. 2 or 3d. (1a.) (Supplement to the issue of 3rd July, 1930.)
47. Glossary of Terms relating to Hides, Skins and Leather. As. 8 or 10d. (1a.) (Supplement to the issue of 12th January, 1933.)
48. Indian Customs Tariff (11th issue). Reprint of the first and second Schedules appended to the Indian Tariff Act, XXXII of 1934 (as in operation on 1st January, 1935), showing the rates of Customs duty levied on goods imported into, and exported from, British India, together with the tariff values fixed for certain articles under Government of India, Commerce Department, Notification No. 73-T. (28), 34, dated the 15th December, 1934, for the purpose of assessment of Customs duties during the twelve months January to December, 1935. As. 4 or 5d. (2a.) (Supplement to the issue of 27th December, 1934.)

Publications issued by the Statistical Research Branch of the Department of Commercial Intelligence and Statistics, India.

49. Monthly Survey of Business Conditions in India, February, 1935. R1-8 or 2s. 6d.

[All communications relating to the free supply of Statistical Research Branch publications should be addressed direct to the Director-General of Commercial Intelligence and Statistics, Statistical Research Branch, Simla or New Delhi (during cold weather).]

\* Supplied free along with the copies of the "Indian Trade Journal."

SIXTY-EIGHTH ISSUE ]

DEPARTMENT OF COMMERCIAL INTELLIGENCE AND STATISTICS, INDIA

---

**ANNUAL STATEMENT**  
OF THE  
**Sea-Borne Trade of British India**  
WITH THE  
**British Empire and Foreign Countries**

For the fiscal year ending 31st March, 1934

VOLUME II.

Abstract and detailed tables of the trade and shipping with each country and at each port, and tables relating to the trade of the French Possessions in India.

---

*Published by order of the Governor-General in Council*

---



DELHI: MANAGER OF PUBLICATIONS  
1935

CHART 1.

(a) Variations in the Trade of British India with principal countries during the ten years ending 1933-34 as compared with averages of the pre-war, war and post-war quinquennia.

IMPORTS (I).

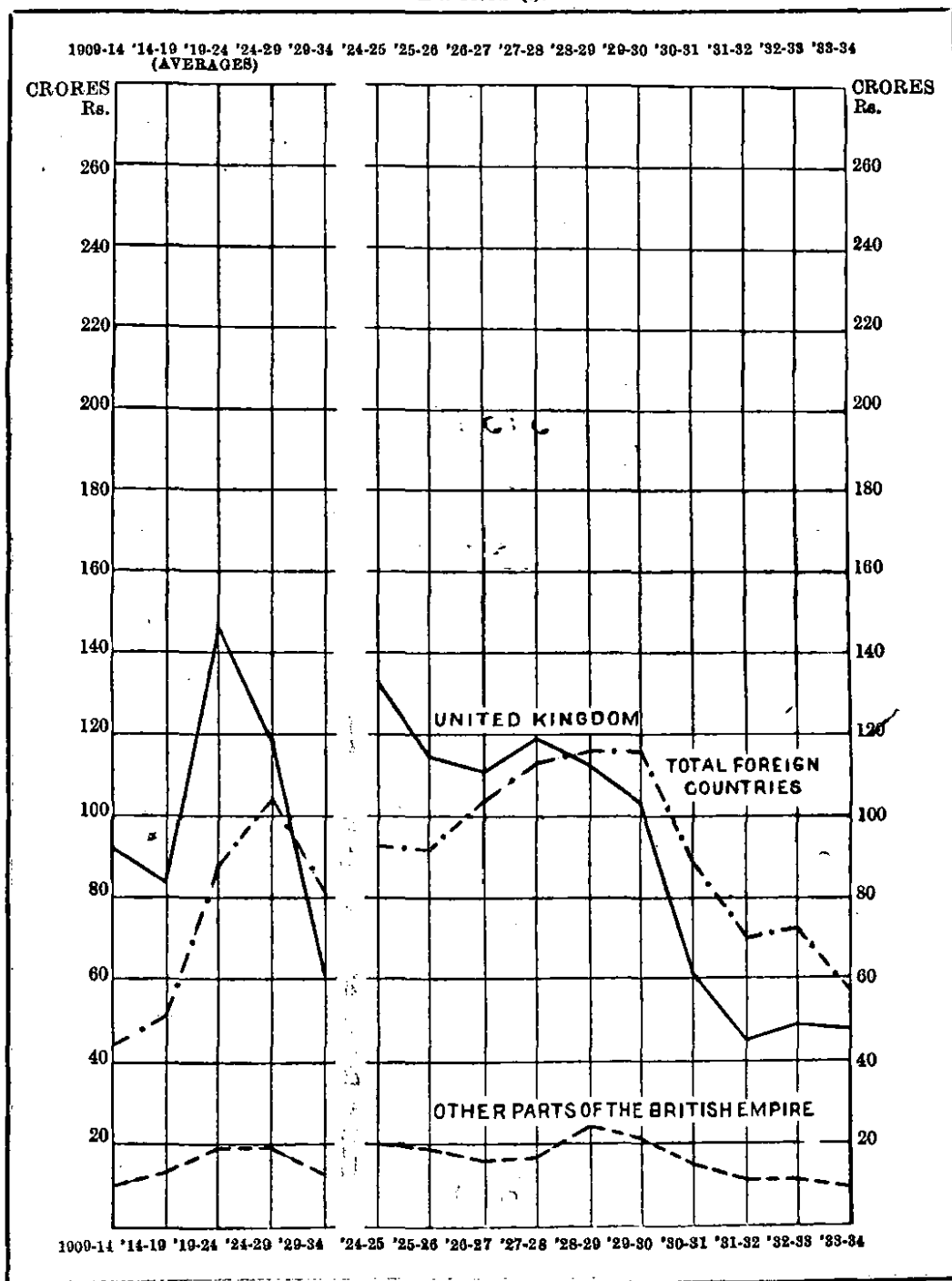




CHART 1.

(a) Variations in the Trade of British India with principal countries during the ten years ending 1933-34 as compared with averages of the pre-war, war and post-war quinquennia.

IMPORTS (II).

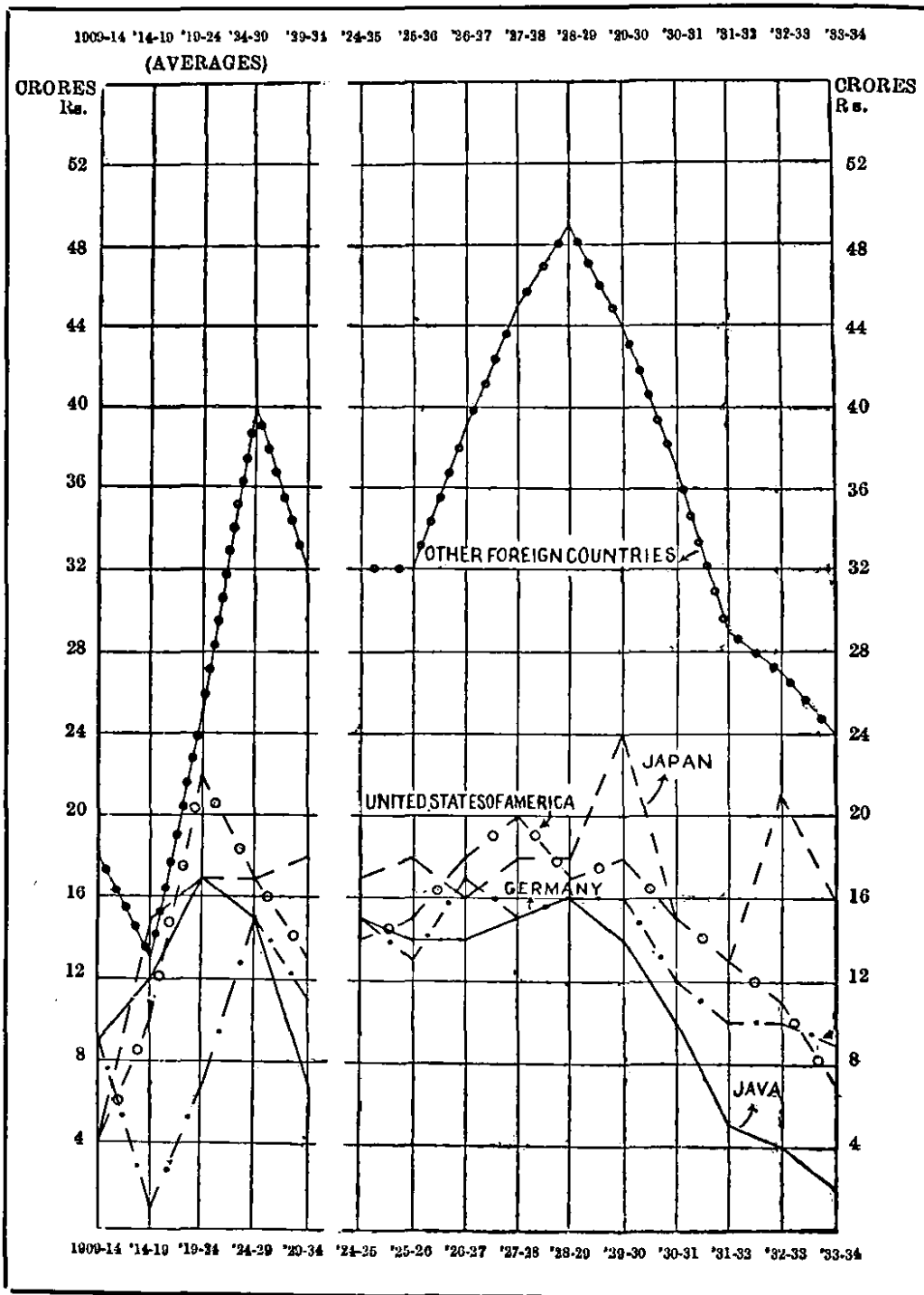


CHART 1.

(b) Variations in the Trade of British India with principal countries during the ten years ending 1933-34 as compared with averages of the pre-war, war and post-war quinquennia.

EXPORTS.

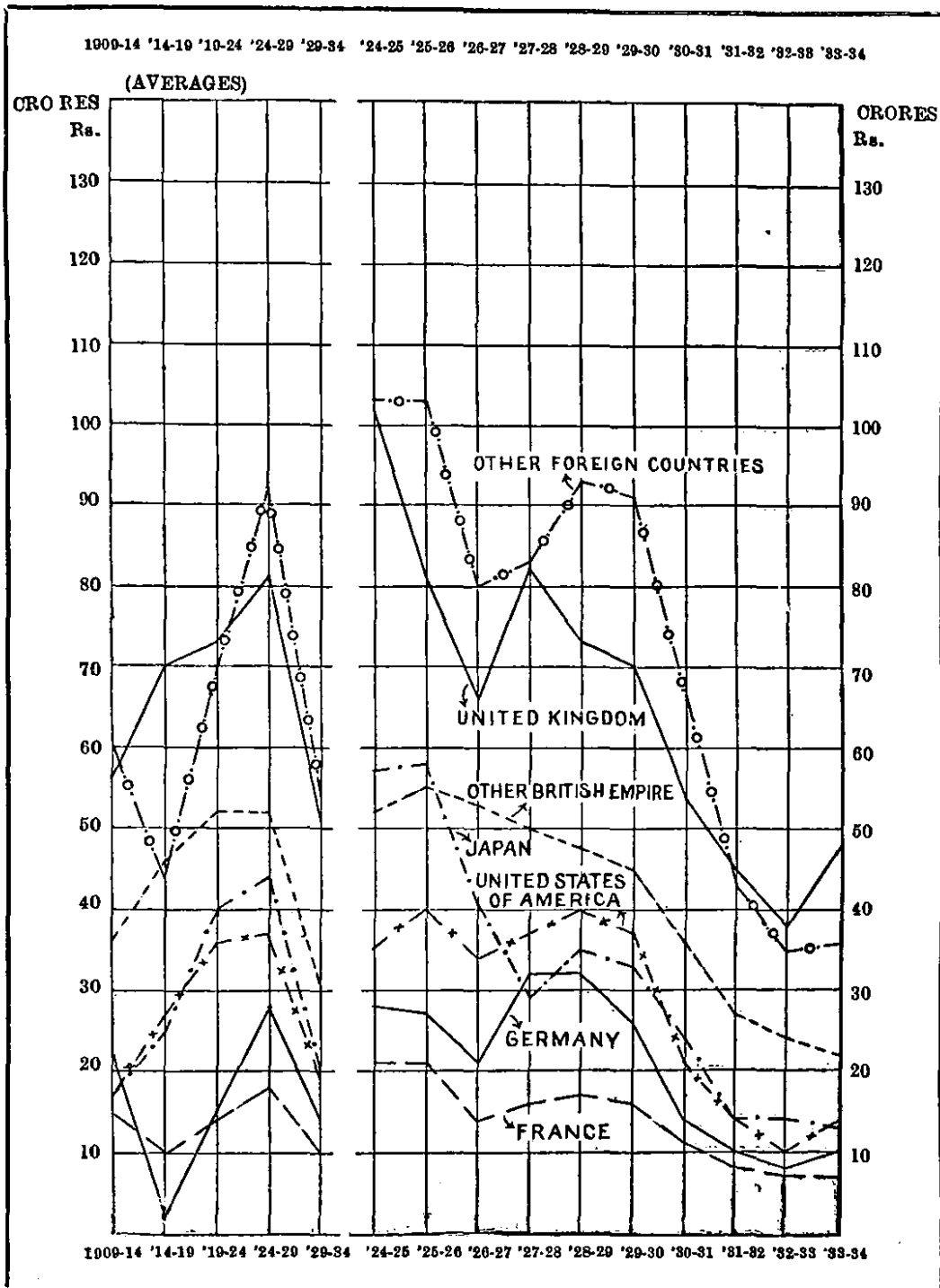
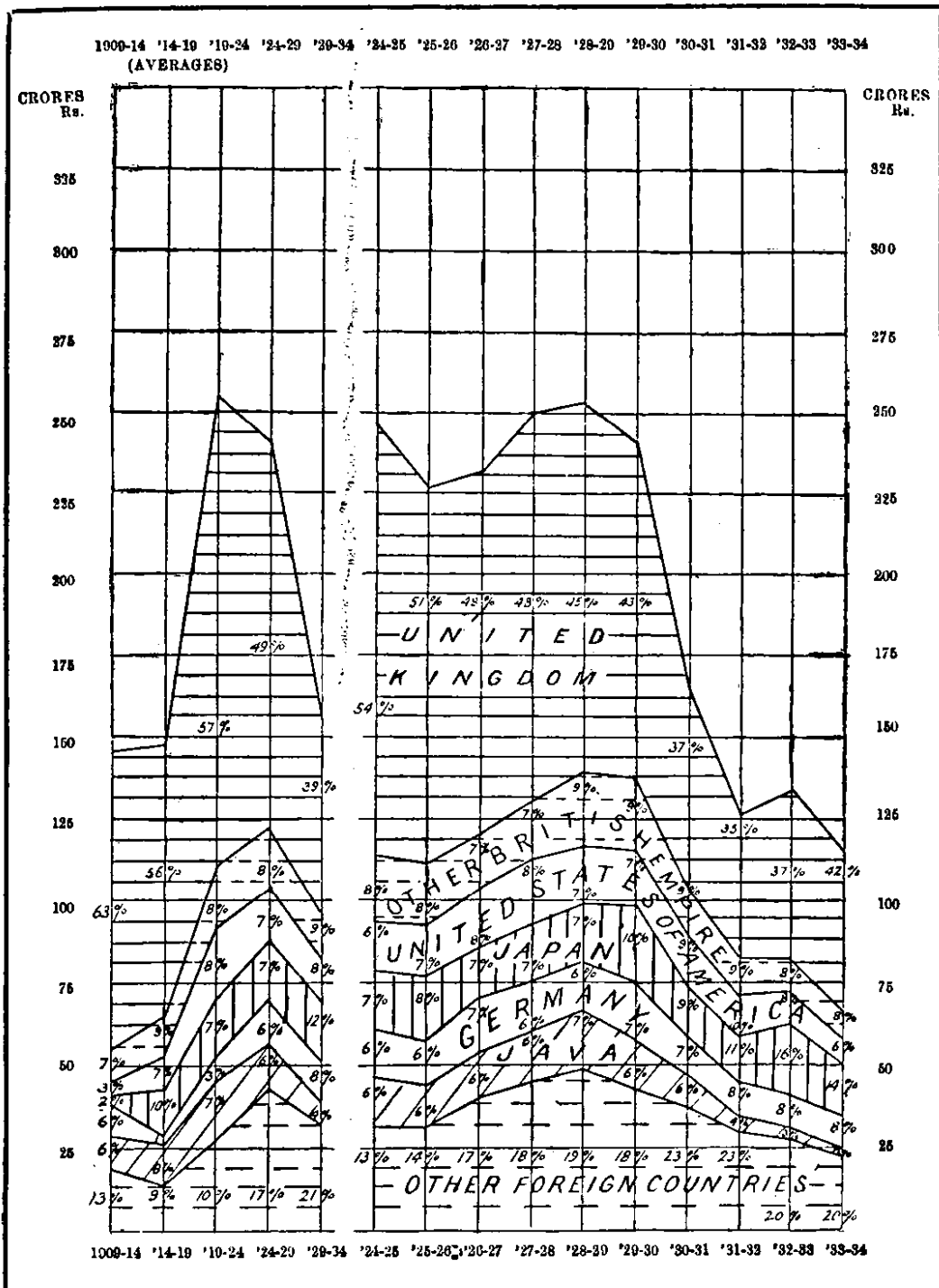


CHART 2.

(a) Variations in the shares of the principal countries in the import trade of British India during the ten years ending 1933-34 as compared with averages of the pre-war, war and post-war quinquennia.

IMPORTS.





## INTRODUCTORY NOTE.

---

**1. Scope of the Returns.**—The object of this Volume is to arrange the statistics of the sea-borne trade of India according to the principal countries with which trade is carried on, and the principal ports in India through which such trade passes. Imports are classified as received from the countries from which they have been consigned and exports are credited to the countries of final destination. Detailed information regarding shipping is also given in this Volume.

**2. Statistical year.**—All tables given in this Volume cover the five official years, April to March, 1929-30 to 1933-34, except the shipping tables Nos. 8 and 9 which show figures for 1933-34 only.

**3. Abstract Tables.**—Tables 1 to 7 and 10 show for each of the years 1929-30 to 1933-34 the shares of each principal country in the total import, export, and re-export trade.

Table 1 shows the total value of the imports of merchandise and treasure from each principal country, table 2 gives similar details of the exports, including re-exports, and table 3 shows separately the total figures of the exports and re-exports of merchandise only. In these three tables the countries are grouped into (1) the British Empire and (2) Foreign countries.

In tables 4 to 7 are given the shares of each principal country in the totals, imports, exports, and re-exports of merchandise, the countries being grouped geographically within each Continent.

Table 8 shows the shares of each maritime province in the total imports and exports, including re-exports, of private merchandise and treasure. Similar details for Government stores and treasure are given in table 9.

In table 10 is shown the total trade in merchandise of each maritime province with each principal country.

Table 11 shows the total imports and exports of merchandise and treasure separately at each port.

**4. Trade at Ports.**—Table 12 shows the quantities and values of the principal articles of merchandise, imported into and exported from each of the chief ports (Calcutta, Balasore, Bombay, Karachi, Fort St. George and Rangoon). The information as regards the chief ports in this table relates to the quantities and values of the principal articles of merchandise entered for export or cleared for import by the Customs at the chief ports. Imported goods, though landed at the ports to which they are accredited, may afterwards be carried in coasting vessels to other ports before passing into consumption. Thus these returns are not, strictly speaking, an exact indication of the imports and exports passing through each port.

**5. Trade with countries.**—Table 13 shows the quantities and values of the principal articles of merchandise, imported from and exported to each principal country, the countries being arranged geographically within each Continent. The trade in each article is recorded separately when its value is ₹10,000 or more. If the value of the trade in any particular article is less than the limit stated, it is generally grouped under the head "all other articles of merchandise".

The articles are arranged in alphabetical order as in Volume I, provision being made for grouping together within the alphabetical order such articles as are related industrially or commercially.

**6. Customs Revenue.**—Tables 14, 15 and 16 give details of the Customs duty collected (a) on imports and exports at each port in each province, (b) in respect of the principal and other articles of imported merchandise, and (c) in respect of the dutiable articles of exported merchandise. In tables 15 and 16 the arrangement of articles follows the classification in the tariff schedules. Table 17 gives the amount of drawbacks paid and duties refunded on the principal and other articles imported and exported.

**7. Dutiable articles allowed free of duty and Bonded goods.**—Table 18 shows the dutiable articles of imported merchandise allowed free of duty for the use of private individuals and institutions, and table 19 shows the quantity of certain principal articles of merchandise imported, which remained in customs bonded warehouses on the last day of each of the official years 1929-30 to 1933-34. The figures do not, however, include duty-paid goods lying in the warehouses outside customs authority.

**8. Trade of Aden.**—The tables relating to the Trade and Navigation of Aden which used to be incorporated in this volume have been excluded therefrom; the statistics will, however, continue to be available from a separate publication entitled "Trade and Navigation report of Aden".

**9. Trade of the French and Portuguese Possessions in India.**—The trade is recorded in separate sets of tables, the trade of the French Possessions being for the five years ending 31st March, 1934. Accounts of the trade of the Portuguese Possessions in India for the five calendar years 1921 to 1925 were published as Supplement to the Annual Statement of the Sea-borne Trade of British India.

**10. Shipping Foreign Trade.**—*Entrances and clearances of vessels.*—Vessels bringing cargo from more than one Foreign Port are recorded as entering from the more distant port at which cargo for British India was embarked. Vessels with cargo departing from British India for more than one Foreign Port are recorded as clearing for the most distant port at which cargo from British India is to be disembarked.

Vessels in the Foreign Trade are recorded as entering on the voyage inwards at the first port at which cargo is discharged, and as clearing on the voyage outwards at the last port at which cargo is laden. If on their inward voyage they enter a port in British India to discharge only a part of their cargoes and then proceed to other ports in British India, their clearances and entries after arrival at the first port are recorded in the Coasting Trade, whether they ship "Coasting Cargo" or not, for the foreign voyage is deemed to have ended on arrival at the port where part of the cargo is first discharged. If vessels on the voyage outwards load with part cargo for a Foreign Port, and part for some other port or ports in British India, they are recorded at the first port of departure as cleared in the Coasting Trade and such vessels are again recorded as cleared in the Foreign Trade at the last British Indian port.

Vessels in ballast are recorded both as to entries and clearances in the same way as vessels with cargo.

The classes of vessels which are distinguished in the shipping tables are detailed below:—

*British.*—Steamers and square-rigged sailing vessels, flying the British flag and registered under the English Merchant Shipping Act, 1894, in any port in the United Kingdom or in a British Possession other than British India.

*British Indian.*—Steamers and square-rigged sailing vessels, flying the British flag and registered under the Indian Merchant Shipping Act, X of 1841, or other enactment for the time being in force for the registration of ships in British India.

*Native craft*—

(i) *British.*—Sailing vessels, not square-rigged, flying the British flag but not belonging to any port in British India or in Indian States.

(ii) *British Indian.*—Sailing vessels, not square-rigged, belonging to ports in British India or in Indian States.

(iii) *Foreign.*—Sailing vessels, not square-rigged, flying a flag other than the British flag or that of an Indian State.

*Foreign.*—Steamers and square-rigged sailing vessels flying a flag other than the British flag.

Abstract table 1 gives the total entries and clearances in each maritime province, and tables 2 and 3 show the countries from which the vessels entered or to which they cleared. In tables 4 and 5 is shown the nationality of these vessels. Tables 6 and 7 give the details of shipping at each port in each province. In tables 8 and 9 are shown for one year only the nationality as well as the countries

(from which entered or to which cleared) of vessels with cargoes and in ballast, respectively. Table 10 shows the number and tonnage of steam-vessels built at each port and table 11 gives similar details of vessels first registered.

**11. Alteration in Countries.**—The list of countries has been revised on the lines prescribed by the Committee set up in terms of Act 8 of the International Convention relating to Economic Statistics with effect from April 1933.

**12. Charts.**—Diagrams have been added, illustrating the variations in the import and export trade of British India with principal countries during the ten years ending 1933-34, as compared with averages of the pre-war, war and post-war quinquennia.

J. MATTHAI,  
*Director-General.*

DEPARTMENT OF COMMERCIAL INTELLIGENCE  
AND STATISTICS, INDIA ;  
*Calcutta, 4th March 1935.*

# Volume II.

## CONTENTS.

### TABLES RELATING TO THE SEA-BORNE TRADE OF BRITISH INDIA,

No. of Table.		Page
	Charts illustrating (1) Variations in the Trade of British India with Principal Countries during the ten years ending 1933-34, as compared with averages of the pre-war, war and post-war quinquennia.	} front piece
	(2) Variations in the shares of the Principal Countries in the Import and Export trade of British India during the ten years ending 1933-34, as compared with averages of the pre-war, war and post-war quinquennia.	} "
	Introductory Note . . . . .	i-iii
	Contents . . . . .	iv-ix
<b>I.—ABSTRACT TABLES—</b>		
1	Imports of Merchandise and Treasure (including Government transactions)—	
	From each Country. Value . . . . .	2
	Exports of Private Merchandise and Treasure—	
	To each Country. Value—	
2	(a) Total . . . . .	6
3	(b) Indian Merchandise } . . . . .	10
	(c) Foreign Merchandise }	
4	Total Trade (Imports, Exports, and Re-exports) in Private Merchandise with each Continent . . . . .	14
5	Import Trade in Private Merchandise with each Continent. Value . . . . .	16
6	Export Trade in Private Merchandise (Indian) with each Continent . . . . .	18
7	Re-export " " (Foreign) " " . . . . .	20
	Share of each Province in the Imports and Exports of Merchandise and Treasure . Value—	
8	Private Trade . . . . .	22
9	Government Stores and Treasure . . . . .	23
10	Trade of each Province with each Country. Value . . . . .	24
11	Trade at each Port. Value . . . . .	30
<b>II.—DETAILED STATEMENT OF THE TRADE AT THE CHIEF PORTS—</b>		
	Imports and Exports of Merchandise at Chief Port of each Province. Value—	
12	Calcutta . . . . .	38
	Balasore . . . . .	76
	Bombay . . . . .	77
	Karachi . . . . .	118
	Fort St. George . . . . .	148
	Rangoon . . . . .	180



## CONTENTS—continued.

No. of Table.		Page.
<b>III.—DETAILED STATEMENT OF THE TRADE WITH EACH COUNTRY—</b>		
<b>I.—Europe—</b>		
13	United Kingdom ( <i>including Channel Islands</i> ) . . . . .	209
"	Irish Free State . . . . .	248
"	U. S. S. R. . . . .	249
"	Finland . . . . .	250
"	Estonia . . . . .	251
"	Latvia . . . . .	252
"	Lithuania . . . . .	252
"	Sweden . . . . .	253
"	Norway . . . . .	258
"	Denmark . . . . .	200
"	Poland ( <i>including Danzig</i> ) . . . . .	263
"	Germany . . . . .	264
"	Netherlands . . . . .	285
"	Belgium . . . . .	297
"	Luxemburg . . . . .	309
"	France . . . . .	310
"	Spain . . . . .	323
"	Gibraltar . . . . .	325
"	Portugal ( <i>including Azores and Madeira</i> ) . . . . .	326
"	Malta and Gozo . . . . .	327
"	Switzerland . . . . .	328
"	Italy ( <i>including Fiume</i> ) . . . . .	332
"	Austria . . . . .	347
"	Hungary . . . . .	352
"	Czechoslovakia . . . . .	352
"	Jugo-Slavia (Kingdom of the Serbs, Croats and Slovenes) . . . . .	356
"	Albania . . . . .	357
"	Bulgaria . . . . .	357
"	Roumania . . . . .	358
"	Greece ( <i>including Crete</i> ) . . . . .	359
"	Turkey, European . . . . .	361
"	Turkey, Asiatic . . . . .	363
<b>II.—Asia—</b>		
"	Cyprus . . . . .	364
"	Syria . . . . .	365
"	Palestine . . . . .	367

CONTENTS—*continued.*

No. of Tables		Page.	
	<b>III.—DETAILED STATEMENT OF THE TRADE WITH EACH COUNTRY— <i>continued.</i></b>		
	<b>II.—Asia—<i>continued.</i></b>		
13	Aden and Dependencies . . . . .	368	
"	Iraq . . . . .	375	
"	Maskat Territory and Trucial Oman . . . . .	382	
"	Other Native States in Arabia . . . . .	387	
"	Bahrein Islands . . . . .	392	
"	Iran . . . . .	396	
"	Henjam Island . . . . .	403	
"	Afghanistan . . . . .	404	
"	Maldives . . . . .	405	
"	Ceylon ( <i>excluding</i> Maldives) . . . . .	406	
"	Straits Settlements . . . . .	420	
"	Federated Malay States . . . . .	434	
"	Non-Federated Malay States . . . . .	433	
"	Sumatra . . . . .	436	
"	Java . . . . .	438	
"	Borneo (British and Dutch) . . . . .	442	
"	Celebes and other Islands . . . . .	442	
"	Dutch New Guinea . . . . .	443	
"	Siam . . . . .	448	
"	French-Indo-China . . . . .	446	
"	Philippines . . . . .	448	
"	Macão . . . . .	449	
"	Japan . . . . .	450	
"	Korea . . . . .	463	
"	Formosa . . . . .	464	
"	Hongkong . . . . .	464	
"	China ( <i>exclusive</i> of Hongkong and Macão) . . . . .	472	
	<b>III.—Africa—</b>		
"	North Africa. {	Egypt . . . . .	480
"		Tripoli (Libya) . . . . .	485
"		Tunis . . . . .	486
"		Algeria . . . . .	487
"		Morocco (Spanish, French, and Tangier) . . . . .	487
"		Canary Islands . . . . .	488
"	West Africa. {	Gold Coast ( <i>including</i> British Mandated Territory of Togoland) . . . . .	488
"		Nigeria ( <i>including</i> British Mandated Territory of Cameroons) . . . . .	489
"		Belgian Congo ( <i>including</i> Ruanda Urundi) . . . . .	490
"		British, French, Spanish, and Portuguese Possessions in West Africa . . . . .	490
"	Protectorate of South West Africa . . . . .	490	

CONTENTS—*continued.*

No. of Table.		Page.
	<b>III.—DETAILED STATEMENT OF THE TRADE WITH EACH COUNTRY—<i>continued.</i></b>	
	<b>III.—Africa—<i>continued.</i></b>	
13	Union of South Africa . . . . .	491
"	Rhodesia . . . . .	495
"	Portuguese East Africa . . . . .	495
"	Madagasear and Kerguelon . . . . .	499
"	Reunion . . . . .	500
"	Zanzibar and Pemba . . . . .	501
"	Kenya Colony . . . . .	504
"	Tanganyika Territory . . . . .	509
"	Uganda Protectorate . . . . .	512
"	Nyasaland Protectorate . . . . .	513
"	Italian East Africa (Somálland and Eritrea) . . . . .	513
"	Somálland (British and French) . . . . .	515
"	Abyssinia . . . . .	517
"	Anglo-Egyptian Sudan . . . . .	517
"	Mauritius and Dependencies . . . . .	520
"	Seychelles . . . . .	523
"	Socotra . . . . .	525
	<b>IV.—America—</b>	
"	Canada . . . . .	526
"	Bahamas . . . . .	529
"	Newfoundland and Coast of Labrador . . . . .	530
"	United States . . . . .	530
"	Bermuda . . . . .	551
"	Cuba . . . . .	551
"	Hayti and St. Domingo . . . . .	552
"	Porto Rico . . . . .	552
"	West Indies (British and Foreign) . . . . .	553
"	Mexico . . . . .	554
"	Guatemala . . . . .	554
"	Honduras . . . . .	555
"	San Salvador . . . . .	555
"	Nicaragua . . . . .	555
"	Costa Rica . . . . .	555
"	Colombia . . . . .	555
"	Panama ( <i>including Panama Canal Zone</i> ) . . . . .	557
"	Venezuela . . . . .	557
"	British Guiana . . . . .	557
"	Falkland Islands . . . . .	558
"	Dutch Guiana . . . . .	559
"	Brazil . . . . .	559
"	Paraguay . . . . .	560
"	Uruguay . . . . .	560

## CONTENTS—continued.

No. of Table.		Page.
	<b>III.—DETAILED STATEMENT OF THE TRADE WITH EACH COUNTRY—concluded.</b>	
	<b>IV.—America—continued.</b>	
13	South America { Argentine Republic (including the Atlantic Coast of Patagonia) . . . . .	561
"	Chile (including the Pacific Coast of Patagonia) . . . . .	562
"	Peru . . . . .	562
"	Ecuador . . . . .	563
"	Bolivia . . . . .	563
	<b>V.—Australasia and Oceania—</b>	
"	Commonwealth of Australia . . . . .	564
"	Territory of Papua . . . . .	570
"	New Zealand . . . . .	571
"	Fiji Islands . . . . .	572
"	Hawaii . . . . .	573
"	Other Islands in the Pacific . . . . .	574
	<b>IV.—Customs Duty. Gross amount collected—</b>	
14	At each Port in each Province . . . . .	575
15	On Principal and other Articles imported . . . . .	579
16	On Articles exported . . . . .	603
	<b>V.—Drawbacks and Refunds. Amount—</b>	
17	On principal and other Articles imported and exported . . . . .	605
18	<b>VI.—Dutiable Articles of Imported Merchandise allowed Free of Duty. Quantity and Value . . . . .</b>	623
	<b>VII.—Bonded Goods—</b>	
19	Principal Articles warehoused under Bond. Quantity . . . . .	630
	<b>VIII.—TRADE OF THE FRENCH POSSESSIONS IN INDIA (1929-30 to 1933-34)—</b>	
1	IMPORTS AND EXPORTS . SEA-BORNE FOREIGN AND COASTING TRADE—Total Value thereof . . . . .	633
2	IMPORTS AND EXPORTS . SEA-BORNE FOREIGN AND COASTING TRADE AT EACH PORT—Value thereof . . . . .	633
3	IMPORTS . . . . . MERCHANDISE — From each Foreign Country and Ports in India—Value thereof . . . . .	634
4	EXPORTS . . . . . MERCHANDISE —To each Foreign Country and Ports in India—Value thereof . . . . .	634
5	IMPORTS . . . . . FROM FOREIGN COUNTRIES —Principal Articles of Merchandise—Quantity and Value . . . . .	635
6	EXPORTS . . . . . TO FOREIGN COUNTRIES—Principal Articles of Foreign and Indian Merchandise—Quantity and Value . . . . .	636
7	IMPORTS . . . . . FROM INDIAN PORTS—Principal Articles of Merchandise—Quantity and Value . . . . .	637
8	EXPORTS . . . . . TO INDIAN PORTS—Principal Articles of Foreign and Indian Merchandise—Quantity and Value . . . . .	638

## CONTENTS—concluded.

No. of Table.		Page.
<b>SHIPPING.</b>		
<b>I.—ABSTRACT TABLES—</b>		
<b>Vessels Entered and Cleared with Cargoes and in Ballast. Number and Tonnage—</b>		
1	Into and from each Province . . . . .	640
<b>Trade with each Country—</b>		
2	Vessels Entered with Cargoes and in Ballast. Number and Tonnage . . . . .	642
3	„ Cleared „ „ „ „ „ „ „ „ „ . . . . .	646
<b>Nationality of Vessels—</b>		
4	Vessels Entered with Cargoes and in Ballast. Number and Tonnage . . . . .	65
5	„ Cleared „ „ „ „ „ „ „ „ „ . . . . .	652
<b>Shipping at each Port—</b>		
<b>Vessels Entered and Cleared. Number and Tonnage—</b>		
6	(a) With Cargoes . . . . .	654
7	(b) In Ballast . . . . .	670
<b>II.—DETAILED STATEMENT OF THE TRADE WITH EACH COUNTRY AND NATIONALITY OF VESSELS (1933-34)—</b>		
<b>Vessels Entered and Cleared. Number and Tonnage—</b>		
8	(a) With Cargoes . . . . .	684
9	(b) In Ballast . . . . .	696
<b>III.—VESSELS BUILT (1929-30 to 1933-34). Number and Tonnage—</b>		
10	At each Port . . . . .	704
<b>IV.—VESSELS REGISTERED (1929-30 to 1933-34). Number and Tonnage—</b>		
11	At each Port . . . . .	708
	<b>INDEX . . . . .</b>	<b>713</b>

---

**ABSTRACT TABLES NOS. 1 TO 11.**

---

ABSTRACT TABLES  
IMPORTS

( 2 )

No. 1

VALUE of the TOTAL IMPORTS of MERCHANDISE and

COUNTRIES	IMPORTS						
	1930-30			1930-31			MERCHANDISE
	MERCHANDISE	TREASURE	TOTAL	MERCHANDISE	TREASURE	TOTAL	
R	R	R	R	R	R	R	
<b>BRITISH EMPIRE—</b>							
<b>Private Merchandise and Treasure—</b>							
United Kingdom (including Channel Islands)†	103,10,30,176	9,61,01,092	112,71,31,268	61,28,70,742	9,66,84,199	70,95,54,041	44,81,13,610
Irish Free State*	—	—	—	—	—	—	—
Gibraltar . . . . .	69,030	..	69,030	1,28,857	..	1,28,857	38,303
Malta and Gozo . . . . .	6,367	..	6,367	302	..	302	3,241
Cyprus . . . . .	307	..	307	870	..	870	709
Palestine . . . . .	14,954	..	14,954	42,484	..	42,484	58,759
Aden and Dependencies . . . . .	59,98,820	42,42,103	99,40,923	33,01,907	17,29,745	50,31,652	53,17,515
Bahrain Islands . . . . .	21,34,440	22,44,770	43,79,210	7,90,740	26,45,498	34,42,148	7,58,794
Maldives . . . . .	68,517	..	68,517	78,930	..	78,930	58,761
Ceylon (excluding Maldives) . . . . .	1,90,18,013	1,40,46,065	3,30,64,078	1,43,46,619	1,02,48,340	2,45,94,959	1,30,77,530
Straits Settlements . . . . .	6,10,53,840	5,01,974	6,21,55,823	3,96,80,346	68,38,032	4,95,18,378	2,96,84,090
Federated Malay States (a) . . . . .	2,06,657	160	2,06,817	1,45,557	..	1,45,557	1,31,073
Non-Federated Malay States* . . . . .	—	—	—	—	—	—	—
British Borneo . . . . .	20,58,982	..	20,58,982	30,47,452	..	30,47,452	24,66,953
Hongkong . . . . .	73,60,228	7,04,665	80,64,893	86,82,190	46,73,700	1,33,55,890	62,98,988
Gambia . . . . .	503	..	503	..	..	..	..
Union of South Africa . . . . .	64,89,733	4,25,77,851	4,86,67,584	43,15,594	6,76,85,575	7,19,31,169	21,89,417
Rhodesia . . . . .	1,040	..	1,040	..	..	..	4,187
Zanzibar and Pemba . . . . .	45,65,061	13,699	45,78,760	34,70,437	..	34,70,437	41,33,261
Kenya Colony . . . . .	2,98,15,867	..	2,98,15,867	3,00,06,707	..	3,00,06,707	3,26,79,410
Tanganyika Territory . . . . .	8,50,333	..	8,50,333	11,07,318	..	11,07,318	6,04,092
Uganda Protectorate . . . . .	345	..	345	140	..	140	156
Nyasaland Protectorate . . . . .	3,450	..	3,450	777	..	777	..
Somaliland Protectorate . . . . .	30,664	12,000	42,664	12,678	..	12,678	10,528
Anglo-Egyptian Sudan . . . . .	18,346	..	18,346	59,546	..	59,546	17,14,809
Mauritius and Dependencies . . . . .	18,768	..	18,768	37,278	1,00,009	1,37,278	12,727
Seychelles . . . . .	18,874	..	18,874	1,45,052	..	1,45,052	2,34,657
Canada . . . . .	1,90,59,605	..	1,90,59,605	1,32,56,989	..	1,32,56,989	41,66,504
British West India Islands (excluding Bahamas) . . . . .	92,785	..	92,785	15,284	..	15,284	83,503
Commonwealth of Australia . . . . .	5,53,76,413	4,37,57,793	9,91,34,206	2,11,70,879	2,10,75,151	4,52,52,330	1,58,36,005
New Zealand . . . . .	3,48,925	34,66,216	38,15,141	3,49,985	16,25,327	19,75,312	3,60,144
Fiji Islands . . . . .	3,396	200	3,596	1,987	..	1,987	151
<b>Total Private Merchandise and Treasure</b>	<b>124,40,14,438</b>	<b>20,76,68,528</b>	<b>145,22,82,966</b>	<b>76,01,90,675</b>	<b>21,02,05,786</b>	<b>97,63,96,461</b>	<b>56,60,08,318</b>
<b>Government Stores and Treasure—</b>							
United Kingdom (including Channel Islands)	6,36,47,311	12,590	6,36,59,900	6,48,45,285	1,177	6,48,46,462	3,17,05,741
Other Countries . . . . .	28,63,126	1,28,933	24,92,063	18,85,838	81,900	19,17,738	17,14,445
<b>Total Government Stores and Treasure</b>	<b>6,60,10,436</b>	<b>1,41,528</b>	<b>6,61,51,964</b>	<b>6,66,81,118</b>	<b>83,077</b>	<b>6,67,64,195</b>	<b>3,34,20,186</b>
<b>GRAND TOTAL BRITISH EMPIRE</b>	<b>131,06,24,874</b>	<b>20,78,10,056</b>	<b>151,84,34,930</b>	<b>82,68,71,793</b>	<b>21,82,88,863</b>	<b>104,31,60,656</b>	<b>60,00,88,804</b>
<b>FOREIGN COUNTRIES—</b>							
<b>Private Merchandise and Treasure—</b>							
U. S. E. . . . .	1,98,56,193	..	1,98,56,193	2,89,97,578	..	2,89,97,578	2,79,32,858
Finland . . . . .	11,14,446	..	11,14,446	16,63,435	..	16,63,435	13,03,777
Estonia . . . . .	12,49,446	..	12,49,446	13,12,925	..	13,12,925	8,46,076
Latvia . . . . .	4,38,862	..	4,38,862	3,46,921	..	3,46,921	2,07,404
Lithuania . . . . .	..	..	..	65,051	..	65,051	2,28,440
Sweden . . . . .	1,39,93,271	..	1,39,93,271	97,75,022	..	97,75,022	87,30,346
Norway . . . . .	1,02,91,648	..	1,02,91,648	86,52,054	..	86,52,054	48,47,419
Denmark . . . . .	12,49,076	..	12,49,076	11,18,931	..	11,18,931	18,34,432
Poland (including Danzig) . . . . .	14,47,029	..	14,47,029	31,42,125	..	31,42,125	28,32,708
Germany . . . . .	15,79,20,847	..	15,79,20,847	12,38,41,540	..	12,38,41,540	10,19,61,240
Netherlands . . . . .	4,22,83,010	2,71,834	4,25,55,750	3,22,83,047	..	3,22,83,047	2,04,27,113
Belgium . . . . .	6,78,67,518	..	6,78,67,518	4,66,92,238	..	4,66,92,238	3,01,57,097
Luxemburg . . . . .	45,12,674	..	45,12,674	18,19,377	..	18,19,377	20,03,486
France . . . . .	4,57,23,408	20,64,711	4,77,88,114	2,88,89,855	11,22,577	3,00,12,432	2,17,20,409

\* Separately shown from 1933-34.  
† Includes figures for Irish Free State up to 1932-33.

TREASURE from each COUNTRY, in each Official Year from 1929-30 to 1933-34

IMPORTS								COUNTRIES
1931-32		1932-33			1933-34			
TREASURE	TOTAL	MERCHANDISE	TREASURE	TOTAL	MERCHANDISE	TREASURE	TOTAL	
R	R	R	R	R	R	R	R	
2,03,08,484	47,44,52,124	48,70,77,380	42,08,680	40,22,76,025	47,58,08,903	41,17,543	47,09,86,500	BRITISH EMPIRE—
—	—	—	—	—	16,083	..	16,083	Private Merchandise and Treasure—
..	38,303	35,180	..	85,180	20,035	..	29,035	United Kingdom (including Channel Islands)
..	3,241	15,473	..	15,473	7,463	..	7,463	Irish Free State*
..	700	1,710	..	1,710	30,024	..	30,024	Gibraltar
..	58,760	1,82,841	..	1,82,841	1,38,597	..	1,38,597	Malta and Gozo
17,68,778	70,86,293	44,70,041	15,06,303	59,76,844	49,26,910	15,50,050	64,85,969	Cyprus
26,51,183	34,09,977	8,34,463	27,60,600	35,05,063	8,01,016	18,03,186	26,07,801	Palestine
40	58,801	53,006	..	53,006	64,520	..	64,520	Aden and Dependencies
82,02,000	2,18,70,530	1,78,49,787	51,50,982	2,28,00,749	1,28,88,049	40,79,382	1,78,67,481	Bahrain Islands
6,10,446	2,93,08,545	2,78,63,055	2,60,075	2,81,23,130	2,68,23,626	27,016	2,68,50,642	Maldives
..	1,31,073	1,14,872	..	1,14,872	73,287	..	73,287	Ceylon (excluding Maldives)
—	—	—	—	—	2,480	..	2,480	Straits Settlements
..	24,66,953	25,31,700	..	25,31,790	20,32,481	..	26,32,481	Federated Malay States (a)
3,02,776	56,01,764	51,70,920	1,63,357	53,43,277	44,72,046	1,40,712	46,18,768	Non-Federated Malay States*
..	..	..	..	..	..	..	..	British Borneo
35,10,824	57,06,241	10,02,614	0,31,620	25,34,234	25,92,352	52,760	26,45,112	Hongkong
..	4,187	265	..	265	560	..	560	Gambia
80,577	42,13,838	35,24,020	6,76,580	41,00,909	35,21,562	3,47,762	38,60,324	Union of South Africa
3,28,066	3,30,07,485	1,36,78,055	2,10,883	1,88,97,888	2,12,56,818	3,27,066	2,15,83,884	Rhodesia
81	6,04,123	11,28,741	..	11,28,741	24,76,877	..	24,76,877	Zanzibar and Pemba
..	155	1,717	..	1,717	33,900	..	33,980	Kenya Colony
..	..	709	..	709	181	..	181	Tanganyika Territory
..	10,523	3,371	..	3,371	14,515	..	14,515	Uganda Protectorate
1,15,908	18,29,817	66,43,598	93,975	67,36,673	7,41,006	17,552	7,59,158	Nyasaland Protectorate
18,38,500	18,40,227	5,334	10,61,142	10,66,526	14,710	81,920	96,630	Somaliand Protectorate
..	2,34,657	6,35,890	..	6,35,890	2,31,015	..	2,31,016	Anglo-Egyptian Sudan
..	41,66,504	33,54,302	..	33,54,302	68,67,428	..	68,67,428	Mauritius and Dependencies
..	83,593	21,179	..	21,179	6,535	..	6,535	Seychelles
96,08,648	2,54,45,153	1,06,85,266	16,03,508	1,22,88,774	1,02,43,155	8,024	1,02,51,779	Canada
2,34,810	5,94,968	3,27,627	..	3,27,627	2,18,142	..	2,18,142	British West India Islands (excluding Bahamas)
..	151	1,198	..	1,198	2,971	..	2,971	Commonwealth of Australia
5,55,70,080	62,22,38,698	50,38,23,561	1,83,26,750	61,21,40,311	57,70,50,516	1,34,68,572	69,05,19,088	New Zealand
..	..	..	..	..	..	..	..	Fiji Islands
..	3,17,05,741	2,00,72,981	..	2,00,72,981	1,45,15,388	..	1,45,15,388	Total Private Merchandise and Treasure
90,765	18,05,200	2,74,467	..	2,74,467	13,63,006	57,436	14,20,442	Government Stores and Treasure—
90,765	3,35,10,941	2,03,47,448	..	2,03,47,448	1,58,78,304	57,436	1,59,35,830	United Kingdom (including Channel Islands)
5,56,60,835	65,57,49,630	61,41,71,000	1,83,26,750	63,24,96,750	59,29,28,910	1,35,20,008	60,64,54,018	Other Countries
..	..	..	..	..	..	..	..	Total Government Stores and Treasure
..	2,70,32,858	1,96,59,813	..	1,96,59,813	1,63,83,832	..	1,63,83,832	GRAND TOTAL BRITISH EMPIRE
..	13,03,777	17,74,022	..	17,74,022	15,76,987	..	15,76,987	FOREIGN COUNTRIES—
..	3,46,075	6,01,159	..	6,01,159	10,00,461	..	10,00,461	Private Merchandise and Treasure --
..	2,07,404	1,01,408	..	1,01,408	1,00,572	..	1,00,572	U. S. S. R.
..	2,28,446	50,388	..	50,388	83,411	..	83,411	Finland
..	87,36,346	95,50,521	..	95,59,521	1,02,06,757	..	1,02,06,757	Estonia
..	48,47,419	66,27,369	..	66,27,369	60,92,939	..	60,92,939	Latvia
..	18,34,482	20,39,485	..	20,39,485	17,03,381	..	17,03,381	Lithuania
..	28,32,793	22,54,009	..	22,54,009	18,85,832	..	18,85,832	Sweden
..	10,19,81,240	10,38,72,100	..	10,78,72,100	8,88,50,859	..	8,88,50,859	Norway
..	2,04,27,118	1,69,14,206	..	1,60,14,206	1,81,62,799	..	1,81,62,799	Denmark
..	3,01,57,097	3,41,83,643	..	3,41,83,643	2,66,12,597	..	2,66,12,597	Poland (including Dantzig)
..	20,03,486	13,55,389	..	13,55,389	14,26,782	..	14,26,782	Germany
..	2,17,20,409	2,03,82,897	34	2,03,82,931	1,50,71,617	..	1,50,71,617	Netherlands
..	..	..	..	..	..	..	..	Belgium
..	..	..	..	..	..	..	..	Luxembourg
..	..	..	..	..	..	..	..	France

(a) Includes figures for Non-Federated Malay States up to 1932-33.

[Continued on next page]



ABSTRACT TABLES  
IMPORTS

( 4 )

No. 1—continued  
VALUE of the TOTAL IMPORTS of MERCHANDISE and

COUNTRIES	IMPORTS						
	1929-30			1930-31			1931-
	MERCHANDISE	TREASURE	TOTAL	MERCHANDISE	TREASURE	TOTAL	MERCHANDISE
R	R	R	R	R	R	R	R
<b>FOREIGN COUNTRIES—continued</b>							
Private Merchandise and Treasure— contd.							
Spain . . . . .	29,78,101	..	29,78,101	27,00,650	..	27,00,650	10,10,608
Portugal (including Azores and Madeira)	3,15,513	..	3,15,513	4,30,821	..	4,30,821	2,02,030
Switzerland . . . . .	2,12,10,693	..	2,12,10,693	1,26,83,088	..	1,26,83,088	1,22,28,697
Italy (including Flume)	6,75,63,670	2,03,400	6,77,67,106	4,50,71,980	..	4,50,71,980	3,58,02,009
Austria . . . . .	1,22,93,647	1,20,274	1,24,13,921	81,56,282	..	81,56,282	71,40,816
Hungary . . . . .	66,85,494	..	66,85,494	21,52,329	..	21,52,329	3,19,720
Czechoslovakia . . . . .	1,06,13,784	..	1,06,13,784	97,03,011	..	97,03,011	72,83,889
Bulgaria . . . . .	..	..	..	..	..	..	..
Yugoslavia . . . . .	12,54,087	..	12,54,087	6,10,340	..	6,10,340	5,30,500
Albania . . . . .	..	..	..	18,141	..	18,141	10
Romania . . . . .	1,50,091	..	1,50,091	..	..	..	7,27,074
Greece (including Crete)	3,83,188	..	3,83,188	2,18,145	..	2,18,145	3,28,557
Turkey, European . . . . .	10,827	..	10,827	28,593	..	28,593	8,560
Turkey, Asiatic . . . . .	17,745	..	17,745	12,194	..	12,194	22,174
Syria . . . . .	14,772	..	14,772	4,237	..	4,237	73,654
Maskat Territory and Trucial Oman	36,04,070	13,58,307	49,62,383	25,87,255	13,30,032	39,17,887	27,34,754
Other Native States in Arabia . . . . .	5,79,715	30,77,771	45,87,486	8,70,536	31,60,359	35,45,895	3,03,788
Iraq . . . . .	1,02,33,855	1,01,60,040	2,04,02,894	1,00,63,158	84,69,210	1,85,32,377	57,89,340
Iran . . . . .	3,71,52,898	10,62,271	3,82,15,169	2,71,95,124	1,64,328	2,73,29,452	2,75,03,770
Honjam Island . . . . .	101	620	820	1,009	..	1,009	1,555
Sumatra . . . . .	5,11,506	13	5,11,600	2,06,817	..	2,06,817	15,20,847
Java . . . . .	13,66,83,420	110	13,66,93,530	10,34,17,240	65,375	10,35,12,615	4,84,72,220
Borneo (Dutch)	99,67,106	107	99,67,215	51,31,029	..	51,31,029	60,81,502
Celebes and other Islands	11,11,592	41	11,11,633	61,65,668	..	61,65,668	4,177
New Guinea (Dutch)	18,53,630	..	18,53,630	17,02,636	2,11,267	20,03,033	10,37,223
Siam . . . . .	9,08,597	..	9,08,597	5,49,470	..	5,49,470	18,70,584
French Indochina . . . . .	10,07,505	..	10,07,505	5,38,926	..	5,38,926	5,11,823
Macao . . . . .	..	..	..	..	..	..	..
Japan . . . . .	23,53,55,259	53	23,53,55,312	14,51,10,972	..	14,51,10,972	13,33,98,671
Korea . . . . .	..	..	..	31,378	..	31,378	..
Formosa . . . . .	..	..	..	..	..	..	240
China (exclusive of Hongkong and Macao)	4,09,53,074	12,10,298	4,21,63,372	3,33,12,710	1,32,30,478	4,65,52,197	2,78,60,512
Egypt . . . . .	44,13,987	2,62,33,191	3,06,46,178	2,53,85,415	12,28,215	2,66,13,630	1,47,02,267
Tripoli (Libya) . . . . .	..	..	..	439	..	439	3
Tunis . . . . .	..	..	..	324	..	324	..
Algeria . . . . .	550	..	550	797	..	797	..
Morocco . . . . .	82,678	..	82,678	..	..	..	..
Canary Islands . . . . .	11,865	..	11,865	8,313	..	8,313	22,918
Belgian Congo (including Ruanda Urundi)	802	..	802	..	..	..	6
Portuguese West Africa . . . . .	400	..	400	..	..	..	19
Portuguese East Africa . . . . .	9,38,115	..	9,38,115	11,06,598	..	11,06,598	12,03,000
Madagascar and Kerguelon . . . . .	25,242	..	25,242	18,912	..	18,912	28,055
Reunion . . . . .	170	..	170	166	..	166	57
Italian East Africa (Somaliland and Eritrea)	14,23,602	..	14,23,602	22,85,586	..	22,85,586	10,16,643
French Somaliland . . . . .	5,05,715	..	5,05,715	1,91,129	..	1,91,129	2,139
Abyssinia . . . . .	..	..	..	129	..	129	..
United States of America . . . . .	17,66,15,164	2,33,56,252	19,99,71,416	15,14,72,554	2,33,18,060	17,47,90,614	12,83,62,243
Cuba . . . . .	5,058	..	5,058	2,335	..	2,335	6,741
Haiti and St. Domingo . . . . .	832	..	832	1,151	..	1,151	1,638
Porto Rico . . . . .	..	..	..	..	..	..	..
Dutch West Indies (Curacao)	874	..	874	..	..	..	..
Mexico . . . . .	3,554	..	3,554	246	..	246	81,866
Colombia . . . . .	11,240	..	11,240	240	..	240	..
Panama (including Panama Canal Zone)	..	..	..	..	..	..	..
Venezuela . . . . .	..	..	..	644	..	644	..
Brazil . . . . .	..	..	..	1,758	..	1,758	1,032
Uruguay . . . . .	2,071	..	2,071	15,519	..	15,519	..
Argentine Republic (including the Atlantic Coast of Patagonia)	8,28,586	..	8,28,586	19,860	..	19,860	12,455
Chile (including the Pacific Coast of Patagonia)	13,33,302	..	13,33,302	5,23,321	..	5,23,321	963
Peru . . . . .	..	..	..	..	..	..	..
Ecuador . . . . .	..	..	..	..	..	..	..
Hawaii . . . . .	195	..	195	..	..	..	..
<b>Total Private Merchandise and Treasure</b>	<b>116,34,54,903</b>	<b>7,00,07,401</b>	<b>123,33,62,304</b>	<b>68,77,46,189</b>	<b>5,23,45,510</b>	<b>94,00,91,698</b>	<b>69,70,45,497</b>
<b>Government Stores and Treasure</b>	<b>2,31,04,713</b>	<b>5,02,127</b>	<b>2,35,96,840</b>	<b>1,60,07,951</b>	<b>..</b>	<b>1,60,07,951</b>	<b>92,04,205</b>
<b>GRAND TOTAL FOREIGN COUNTRIES</b>	<b>118,64,49,616</b>	<b>7,05,09,528</b>	<b>125,69,59,144</b>	<b>70,37,54,130</b>	<b>5,23,45,510</b>	<b>95,60,99,649</b>	<b>70,63,39,702</b>
<b>GRAND TOTAL BRITISH EMPIRE AND FOREIGN COUNTRIES</b>	<b>249,70,74,680</b>	<b>27,83,19,534</b>	<b>277,53,94,074</b>	<b>173,06,25,932</b>	<b>26,86,84,373</b>	<b>100,02,60,305</b>	<b>130,64,23,506</b>

TREASURY from each COUNTRY, in each Official Year from 1929-30 to 1933-34—continued

IMPORTS								COUNTRIES
		1932-33			1933-34			
TREASURY	TOTAL	MERCHANDISE	TREASURY	TOTAL	MERCHANDISE	TREASURY	TOTAL	
₹	₹	₹	₹	₹	₹	₹	₹	
..	19,10,600	24,81,103	..	24,81,103	20,90,828	..	20,90,828	FOREIGN COUNTRIES—continued
..	2,02,030	2,09,899	..	2,09,899	3,25,082	..	3,25,082	Private Merchandise and Treasure—contd.
..	1,22,23,937	1,29,01,652	..	1,29,01,652	1,02,41,870	..	1,02,41,870	Spain
..	3,58,02,000	3,95,00,861	..	3,95,00,861	2,91,28,490	..	2,91,28,490	Portugal (including Azores and Madeira)
..	71,46,816	65,20,002	..	65,20,002	52,85,497	..	52,85,497	Switzerland
..	3,19,720	5,16,874	..	5,16,874	10,56,900	..	10,56,900	Italy (including Fiume)
..	72,82,830	77,72,621	..	77,72,621	80,34,423	..	80,34,423	Austria
..	..	..	..	..	281	..	281	Hungary
..	5,30,500	6,33,038	..	6,33,038	5,53,710	..	5,53,710	Czechoslovakia
..	10	..	..	..	..	..	..	Bulgaria
..	7,27,074	33,32,841	..	33,32,841	52,00,479	..	52,00,479	Yugoslavia
..	3,28,537	4,50,496	..	4,50,496	2,96,963	..	2,96,963	Albania
..	8,680	21,414	..	21,414	4,886	..	4,886	Roumania
..	22,174	37,076	..	37,076	80,488	..	80,488	Greece (including Crete)
..	73,654	11,844	..	11,844	11,678	..	11,678	Turkey, European
14,90,142	42,33,806	23,43,442	19,83,930	43,27,381	22,48,901	15,79,313	38,28,214	Turkey, Asiatic
..	23,51,570	2,86,222	16,27,182	19,13,404	5,86,768	14,36,453	20,23,221	Syria
20,47,782	1,24,64,525	43,26,648	71,60,335	1,17,27,183	39,36,295	29,66,214	69,02,509	Mascat Territory and Trucial Oman
66,75,185	2,77,90,524	1,93,27,092	67,290	1,63,04,382	1,44,51,847	10,409	1,44,62,256	Other Native States in Arabia
1,06,745	1,655	18,190	..	18,190	50	..	50	Iraq
..	15,20,847	17,43,040	..	17,43,040	14,23,683	..	14,23,683	Iran
..	4,84,72,226	3,73,50,327	..	3,73,50,327	2,38,89,881	..	2,38,89,881	Benjam Island
..	69,84,562	43,74,597	..	43,74,507	32,15,734	..	32,15,734	Sumatra
..	4,177	8,25,340	..	8,25,340	13,636	..	13,636	Java
..	10,37,223	16,81,523	..	16,81,523	136	..	136	Borneo (Dutch)
..	24,06,004	22,62,954	1,16,450	23,79,404	44,74,783	57,000	45,31,783	Celebes and other Islands
5,14,995	18,79,534	10,86,374	34,500	20,20,874	18,79,297	..	18,79,297	New Guinea (Dutch)
..	5,11,823	3,20,886	..	3,20,886	3,45,322	..	3,45,322	Slam
..	..	910	..	910	..	..	..	French Indo-China
..	13,33,06,071	20,47,76,116	30	20,47,76,146	16,35,51,011	..	16,35,51,011	Philippines
..	..	..	..	..	..	..	..	Macao
..	240	..	..	..	..	..	..	Japan
9,77,933	2,83,38,445	2,94,91,217	10,822	2,5,02,031	2,22,61,866	36,507	2,22,68,373	Korea
..	1,47,62,207	95,65,246	..	95,65,246	67,60,508	3,311	67,63,967	Formosa
..	3	..	..	..	8,912	..	8,912	China (exclusive of Hongkong and Macao)
..	..	..	..	..	..	..	..	Egypt
..	..	..	..	..	..	..	..	Tripoli (Libya)
..	22,918	34,791	..	34,791	19,549	..	19,549	Tunis
..	6	..	..	..	1,400	..	1,400	Algeria
..	19	..	..	..	66	..	66	Morocco
..	14,24,302	18,93,885	2,59,704	21,53,589	32,22,553	..	32,22,553	Canary Islands
2,21,242	23,955	17,147	..	17,147	11,333	..	11,333	Belgian Congo (including Ruanda Urundi)
..	57	..	..	..	3,06,772	..	3,06,772	Portuguese West Africa
..	10,16,543	14,62,619	4,520	14,87,139	1,07,532	..	1,07,532	Portuguese East Africa
..	2,139	73,719	..	73,719	133	..	133	Madagascar and Kerguelon
..	13,32,49,209	11,25,08,778	74,690	11,25,83,368	7,17,81,060	..	7,17,81,060	Réunion
48,80,966	6,741	290	..	290	..	..	..	Italian East Africa (Somaliland and Eritrea)
..	1,638	814	..	814	866	..	866	French Somaliland
..	81,806	9,30,680	..	9,30,680	3,20,360	..	3,20,360	Abyssinia
..	..	2,463	..	2,463	60	..	60	United States of America
..	..	..	..	..	190	..	190	Cuba
..	1,082	236	..	236	275	..	275	Hayti and St. Domingo
..	..	..	..	..	805	..	805	Porto Rico
..	12,455	14,955	..	14,355	19,783	..	19,783	Dutch West Indies (Curacao)
..	983	5,720	..	5,720	8,764	..	8,764	Mexico
..	..	..	..	..	36,730	..	36,730	Colombia
..	..	5,88,432	..	5,88,438	..	..	..	Panama (including Panama Canal Zone)
..	..	..	..	..	..	..	..	Venezuela
1,70,19,990	71,40,65,487	73,20,19,011	1,15,70,598	74,35,90,210	57,05,19,628	60,89,207	58,26,08,835	Brazil
..	92,94,205	39,85,431	7,842	39,93,273	35,86,884	..	35,90,884	Uruguay
1,70,19,990	72,33,56,692	73,61,05,046	1,15,87,438	74,75,92,483	58,91,16,512	60,89,207	58,62,05,719	Argentine Republic (including the Atlantic Coast of Patagonia)
7,26,89,325	1,37,01,09,331	1,35,01,76,054	2,00,13,188	1,38,00,89,342	1,17,30,45,422	1,90,15,215	1,19,26,60,637	Chile (including the Pacific Coast of Patagonia)
..	..	..	..	..	..	..	..	Peru
..	..	..	..	..	..	..	..	Ecuador
..	..	..	..	..	..	..	..	Hawaii
..	..	..	..	..	..	..	..	Total Private Merchandise and Treasure
..	..	..	..	..	..	..	..	Government Stores and Treasure
..	..	..	..	..	..	..	..	GRAND TOTAL FOREIGN COUNTRIES
..	..	..	..	..	..	..	..	GRAND TOTAL BRITISH EMPIRE AND FOREIGN COUNTRIES

ABSTRACT TABLES  
EXPORTS

( 6 )

No. 2

VALUE of the TOTAL EXPORTS of MERCHANDISE (FOREIGN and INDIAN combined) and  
Official Year from

COUNTRIES	EXPORTS						
	1929-30			1930-31			MERCHANDISE R
	MERCHANDISE R	TREASURY R	TOTAL R	MERCHANDISE R	TREASURY R	TOTAL R	
<b>BRITISH EMPIRE—</b>							
United Kingdom (including Channel Islands)*	69,17,93,936	..	69,17,93,936	53,86,57,474	49,10,346	51,35,76,820	41,80,00,006
Irish Free State(a)	—	—	—	—	—	—	—
Gibraltar	74,698	..	74,698	95,819	..	95,819	41,157
Malta and Gozo	40,786	..	40,786	20,231	..	20,231	22,531
Cyprus	4,86,283	..	4,86,283	1,28,326	..	1,28,326	1,74,519
Palestine	3,51,343	..	3,51,343	3,44,700	..	3,44,790	6,23,649
Aden and Dependencies	1,42,71,430	..	1,42,71,430	1,31,40,377	2,074	1,31,42,751	82,53,264
Bahrain Islands	1,13,08,930	36,96,165	1,52,05,135	71,11,252	6,06,137	77,76,389	61,40,503
Ceylon (excluding Maldives)	13,21,74,300	5,40,382	13,27,14,682	11,38,12,715	9,55,941	11,44,68,656	7,99,11,043
Maldives	2,10,062	..	2,10,062	1,28,058	..	1,28,058	1,34,006
Straits Settlements	8,01,59,682	1,24,041	8,02,80,023	6,29,76,686	11,245	6,30,17,831	4,74,36,290
Federated Malay States	1,39,14,543	31,000	1,39,45,543	1,12,90,093	8,000	1,12,98,093	71,29,983
British Borneo	2,18,777	..	2,18,777	1,91,319	..	1,91,319	11,608
Hongkong	8,04,30,418	79,77,734	3,84,08,152	1,08,90,046	1,68,22,445	3,37,12,491	1,88,30,719
West Africa	7,47,068	..	7,47,068	19,49,547	..	19,49,547	18,76,983
Protectorate of South-West Africa	4,314	..	4,344	17,527	..	17,527	..
Union of South Africa	2,28,37,022	..	2,28,37,022	1,99,70,030	..	1,99,70,030	1,46,03,307
Rhodesia	1,837	..	1,837	2,100	..	2,100	..
Zanzibar and Pemba	64,76,259	9,50,000	74,26,259	43,30,883	932	43,31,815	35,18,009
Kenya Colony	1,07,00,547	25,910	1,07,26,457	72,84,408	..	72,84,408	52,09,935
Tanganyika Territory	45,75,361	..	45,75,361	36,14,063	..	36,14,663	31,54,042
Uganda Protectorate	3,22,962	..	3,22,962	2,78,953	..	2,78,953	1,66,972
Nyasaland Protectorate	..	..	..	..	..	..	3,825
Somaland Protectorate	7,97,414	..	7,97,414	4,76,942	..	4,76,942	3,13,064
Anglo-Egyptian Sudan	51,69,574	..	51,69,574	29,72,364	..	29,72,364	26,46,040
Mauritius and Dependencies	1,62,00,957	2,346	1,62,03,303	1,11,70,283	1,677	1,11,71,910	90,57,093
Seychelles	9,49,982	..	9,49,982	6,70,363	5,009	6,75,363	5,44,711
Socotra(a)	—	—	—	—	—	—	—
Canada	2,40,75,781	..	2,40,75,781	1,71,70,952	..	1,71,70,952	1,47,86,501
Newfoundland and Coast of Labrador	..	..	..	..	..	..	250
Bermudas	1,450	..	1,450	4,347	..	4,347	1,001
Bahamas	..	..	..	2,133	..	2,133	..
British West India Islands (excluding Bahamas)	51,99,322	..	51,99,322	31,00,156	..	31,00,156	30,02,080
„ Honduras	..	..	..	3,495	..	3,495	3,358
„ Guiana	7,16,513	..	7,16,513	6,11,486	..	6,11,486	5,42,268
Falkland Islands	..	..	..	1,620	..	1,620	..
Commonwealth of Australia	5,79,68,952	..	5,79,68,952	4,48,59,679	..	4,48,59,679	2,96,67,014
Territory of Papua	10,16,436	..	10,16,436	8,06,333	..	8,06,333	3,25,403
New Zealand	77,77,379	..	77,77,379	63,19,897	..	63,19,897	35,23,910
Fiji Islands	7,49,731	1,535	7,51,266	5,82,496	..	5,82,496	4,14,940
<b>TOTAL BRITISH EMPIRE</b>	<b>1,14,17,22,228</b>	<b>1,35,49,053</b>	<b>1,15,52,71,281</b>	<b>89,09,88,493</b>	<b>2,31,51,707</b>	<b>91,41,10,290</b>	<b>70,97,75,482</b>
<b>FOREIGN COUNTRIES—</b>							
U. S. S. R.	59,48,843	..	59,48,843	74,45,045	..	74,45,045	60,91,800
Finland	7,05,240	..	7,05,240	4,61,188	..	4,61,188	7,21,706
Estonia	9,465	..	9,465	..	..	..	2,000
Latvia	7,369	..	7,369	..	..	..	..
Sweden	45,23,971	..	45,23,971	37,23,654	..	37,23,654	21,36,891
Norway	41,88,779	..	41,88,779	57,25,257	..	57,25,257	44,32,697
Denmark	16,34,223	..	16,34,223	16,03,342	..	16,03,342	13,99,880
Poland (including Dantzic)	13,13,617	..	13,13,617	37,30,248	..	37,30,248	50,49,969
Germany	26,76,86,008	..	26,76,86,008	14,42,06,759	..	14,42,06,759	10,35,47,386
Netherlands	9,11,63,532	..	9,11,63,532	6,73,29,672	..	6,73,29,672	5,13,00,159
Belgium	12,21,63,802	..	12,21,63,802	7,57,05,581	..	7,57,05,581	4,49,86,771
France	16,93,62,324	..	16,93,62,324	11,16,07,843	..	11,16,07,843	7,71,66,013
Spain	3,60,64,989	..	3,60,64,989	2,37,35,535	..	2,37,35,535	1,33,98,961
Portugal (including Azores and Madeira)	23,37,452	..	23,37,452	9,05,814	..	9,05,814	9,45,155
Switzerland	84,836	..	84,836	55,694	..	55,694	49,099
Italy (including Fiume)	11,81,68,177	..	11,81,68,177	8,02,09,848	..	8,02,09,848	5,59,59,378
Austria	4,77,497	..	4,77,497	43,913	..	43,913	49,217
Hungary	3,905	..	3,905	2,60,120	..	2,60,120	11,980
Czechoslovakia	3,01,945	..	3,01,945	2,82,070	..	2,82,070	65,109
Jugo-Slavia (Kingdom of the Serbs, Croats and Slovenes)	1,47,603	..	1,47,603	485	..	485	1,709
Albania	2,190	..	2,190	30	..	30	..
Bulgaria	10,02,497	..	10,02,497	8,56,718	..	8,56,718	6,99,405
Roumania	5,75,739	..	5,75,739	2,05,009	..	2,05,009	2,07,011
Greece (including Crete)	52,82,046	..	52,82,046	44,11,830	..	44,11,830	33,23,355

(a) Separately shown from 1933-34.  
\* Includes figures for Irish Free State upto 1932-33.

[ Continued on next page

TREASURE, exclusive of GOVERNMENT STORES and TREASURE, to each COUNTRY, in each  
1929-30 to 1933-34

EXPORTS								COUNTRIES
1931-32		1932-33			1933-34			
TREASURE	TOTAL	MERCHANDISE	TREASURE	TOTAL	MERCHANDISE	TREASURE	TOTAL	
£	£	£	£	£	£	£	£	
48,47,10,720	93,27,16,736	37,81,26,635	30,00,82,527	77,81,09,212	48,05,65,072	44,02,58,799	92,08,14,771	BRITISH EMPIRE—
—	—	—	—	—	10,58,009	..	10,58,009	United Kingdom (including Channel Islands)*
..	41,157	71,161	..	71,161	27,397	..	27,397	Irish Free State (a)
..	22,531	47,948	..	47,948	90,409	..	90,409	Gibraltar
..	1,74,510	1,52,288	..	1,52,288	1,69,400	..	1,69,400	Malta and Gozo
..	6,28,649	6,82,531	..	6,82,531	10,78,108	..	10,78,108	Cyprus
..	32,53,264	67,44,056	989	67,45,045	73,45,336	4,126	73,49,462	Palestine
7,45,997	68,86,590	49,01,660	10,16,000	59,17,650	34,52,829	6,70,500	11,23,329	Aden and Dependencies
2,38,758	7,98,49,801	6,81,54,482	18,07,040	6,09,61,528	6,23,65,905	22,80,035	6,46,46,540	Bahrain Islands
..	1,34,000	1,95,429	..	1,95,429	77,591	..	77,591	Ceylon (excluding Maldives)
6,48,500	4,30,78,790	3,63,54,292	..	3,63,54,292	3,33,83,528	..	3,33,83,528	Maldives
..	71,29,983	50,83,407	..	50,83,407	51,40,798	..	51,40,798	Straits Settlements
..	11,608	15,829	..	15,829	16,158	..	16,158	Federated Malay States
1,00,97,860	2,89,28,570	1,46,76,098	322	1,46,76,390	1,11,59,136	61	1,11,59,197	British Borneo
..	18,76,983	24,42,079	..	24,42,079	29,30,654	..	29,30,654	Hongkong
..	..	..	..	..	556	..	556	West Africa
..	1,46,03,307	1,26,02,852	..	1,26,02,852	1,21,82,245	..	1,21,82,245	Protectorate of South-West Africa
..	..	..	..	..	968	..	968	Union of South Africa
7,00,000	42,18,669	24,77,241	..	24,77,241	22,24,187	2,00,000	24,24,187	Rhodesia
..	52,09,085	48,14,813	..	48,14,813	47,14,964	1,545	47,16,509	Zanzibar and Pemba
..	31,54,942	17,96,136	..	17,96,135	18,83,949	..	18,83,949	Kenya Colony
..	1,68,972	1,01,829	..	1,01,829	1,04,369	..	1,04,369	Tanganyika Territory
..	3,825	4,975	..	4,975	..	..	..	Uganda Protectorate
..	3,13,064	3,96,654	..	3,96,654	2,77,515	..	2,77,515	Nyasaland Protectorate
..	26,46,940	22,46,065	..	22,46,065	29,20,454	..	29,20,454	Somaliland Protectorate
..	90,57,093	75,37,611	..	75,37,611	68,10,164	..	68,10,164	Anglo-Egyptian Sudan
..	5,44,711	5,78,087	..	5,78,087	3,42,848	..	3,42,848	Mauritius and Dependencies
..	..	..	..	..	18,061	..	18,061	Seychelles
..	1,47,85,501	1,02,79,469	..	1,02,79,469	1,88,41,011	..	1,88,41,011	Socotra (a)
..	250	..	..	..	..	..	..	Canada
..	1,991	1,713	..	1,713	2,840	..	2,840	Newfoundland and Coast of Labrador
..	..	7,323	..	7,323	24,591	..	24,591	Bermudas
..	30,02,980	25,62,629	..	25,62,629	29,97,991	..	29,97,991	Bahamas
..	3,356	7,308	..	7,308	31,021	..	31,021	British West India Islands (excluding Bahamas)
..	5,42,268	7,36,751	..	7,36,751	5,94,030	..	5,94,030	.. Honduras
..	..	1,744	..	1,744	..	..	..	.. Guiana
..	2,96,67,014	3,80,67,868	62	3,89,67,920	2,98,35,029	..	2,98,35,029	Falkland Islands
..	3,25,403	4,45,659	..	4,45,659	3,18,000	..	3,18,000	Commonwealth of Australia
..	35,23,916	38,02,190	..	38,02,190	53,13,006	..	53,13,006	Territory of Papua
..	4,14,940	6,27,069	..	6,27,069	4,12,037	..	4,12,037	New Zealand
49,71,42,844	120,69,18,328	61,43,04,580	40,28,06,936	101,71,11,510	69,86,48,272	45,24,15,066	115,10,63,638	Fiji Islands
..	66,91,300	37,09,805	..	37,09,805	8,09,222	..	8,09,222	TOTAL BRITISH EMPIRE
..	7,21,708	2,36,559	..	2,36,559	4,97,048	..	4,97,048	FOREIGN COUNTRIES—
..	2,000	..	..	..	2,800	..	2,800	U. S. S. R.
..	..	..	..	..	1,000	..	1,000	Finland
..	21,35,891	24,27,524	..	24,27,524	33,96,756	..	33,96,756	Estonia
..	44,32,897	31,64,247	..	31,64,247	38,08,307	..	38,08,307	Latvia
..	13,89,980	10,22,680	..	10,22,680	16,30,343	..	16,30,343	Sweden
..	50,49,969	23,29,596	..	23,29,596	40,77,201	..	40,77,201	Norway
..	10,35,47,386	8,65,81,365	..	8,65,81,365	9,92,33,566	..	9,92,33,566	Denmark
3,49,52,134	8,62,52,298	4,15,91,090	4,32,90,892	8,48,81,682	4,23,65,151	1,98,40,622	6,22,11,773	Poland (including Danzig)
1,70,401	4,51,07,172	4,03,47,203	..	4,03,47,203	4,50,70,745	..	4,50,70,745	Germany
1,75,20,864	9,46,86,877	8,12,85,700	33,18,209	8,46,03,909	7,43,34,257	2,27,08,940	9,71,38,197	Netherlands
..	1,38,98,961	1,87,13,643	..	1,87,13,643	1,41,25,684	..	1,41,25,684	Belgium
..	9,45,155	9,27,933	..	9,27,933	6,98,796	..	6,98,796	France
..	49,090	72,361	..	72,361	1,29,051	..	1,29,051	Spain
..	5,59,59,378	4,85,80,332	2,00,000	4,87,80,832	5,82,93,999	54,38,798	6,37,32,797	Portugal (including Azores and Madeira)
..	49,217	39,036	..	39,036	17,077	..	17,077	Switzerland
..	11,980	319	..	319	..	..	..	Italy (including Florence)
..	65,108	2,64,684	..	2,64,684	4,98,110	..	4,98,110	Austria
..	1,700	1,42,925	..	1,42,925	..	..	..	Hungary
..	6,99,495	2,89,884	..	2,89,884	2,46,904	..	2,46,904	Czechoslovakia
..	2,07,611	4,20,044	..	4,20,044	5,65,385	..	5,65,385	Kingdom of the Serbs, Croats and Slovenes
..	33,23,355	29,31,907	..	29,31,907	46,72,431	..	46,72,431	Albania
..	..	..	..	..	..	..	..	Rumania
..	..	..	..	..	..	..	..	Lithuania
..	..	..	..	..	..	..	..	Greece (including Crete)

(a) Separately shown from 1933-34.

\* Includes figures for Irish Free State up to 1932-33.

ABSTRACT TABLES  
EXPORTS

( 6 )

No. 2

VALUE of the TOTAL EXPORTS of MERCHANDISE (FOREIGN and INDIAN combined) and  
Official Year from

COUNTRIES	EXPORTS						
	1929-30			1930-31			MERCHANDISE
	MERCHANDISE	TREASURE	TOTAL	MERCHANDISE	TREASURE	TOTAL	
R	R	R	R	R	R	R	
<b>BRITISH EMPIRE—</b>							
United Kingdom (including Channel Islands)*	69,17,93,936	..	69,17,93,936	53,86,57,474	49,10,346	51,35,70,820	41,80,00,000
Irish Free State(a)	—	—	—	—	—	—	—
Gibraltar	74,698	..	74,698	95,819	..	95,819	41,157
Malta and Gozo	40,785	..	40,785	20,231	..	20,231	22,581
Cyprus	4,86,283	..	4,86,283	1,28,326	..	1,28,326	1,74,619
Palestine	3,51,343	..	3,51,343	3,44,700	..	3,44,700	6,23,649
Aden and Dependencies	1,42,71,430	..	1,42,71,430	1,31,40,677	2,074	1,31,42,751	82,53,264
Bahrain Islands	1,13,08,980	38,96,155	1,52,05,135	71,11,252	6,05,137	77,76,389	61,40,503
Ceylon (excluding Maldives)	13,21,74,300	5,40,332	13,27,14,632	11,93,12,715	6,55,941	11,44,68,656	7,96,11,043
Maldives	2,10,062	..	2,10,062	1,28,058	..	1,28,058	1,84,006
Straits Settlements	3,01,58,582	1,24,041	3,02,80,623	6,29,76,586	41,248	6,30,17,831	4,74,35,299
Federated Malay States	1,39,14,543	31,000	1,39,45,543	1,12,90,093	8,000	1,12,98,093	71,29,933
British Borneo	2,18,777	..	2,18,777	1,91,319	..	1,91,319	11,606
Hongkong	3,04,30,418	79,77,734	3,84,08,152	1,68,90,046	1,68,22,446	3,37,12,491	1,88,30,719
West Africa	7,47,068	..	7,47,068	19,49,547	..	19,49,547	18,75,983
Protectorate of South-West Africa	4,314	..	4,314	17,527	..	17,527	..
Union of South Africa	2,28,37,022	..	2,28,37,022	1,99,70,030	..	1,99,70,030	1,46,03,307
Rhodesia	1,837	..	1,837	2,100	..	2,100	..
Zanzibar and Pemba	64,76,259	9,50,000	74,26,259	43,30,883	932	43,31,815	35,18,669
Kenya Colony	1,07,00,547	25,910	1,07,26,457	72,84,408	..	72,84,408	52,09,935
Tanganyika Territory	45,75,361	..	45,75,361	30,14,063	..	36,14,663	31,54,942
Uganda Protectorate	3,22,962	..	3,22,962	2,75,953	..	2,75,953	1,66,972
Nyasaland Protectorate	..	..	..	..	..	..	3,825
Somaliand Protectorate	7,97,414	..	7,97,414	4,76,942	..	4,76,942	3,18,064
Anglo-Egyptian Sudan	51,69,574	..	51,69,574	29,72,364	..	29,72,364	26,45,040
Mauritius and Dependencies	1,62,00,957	2,340	1,62,03,303	1,11,70,233	1,677	1,11,71,910	90,57,993
Seychelles	9,49,982	..	9,49,982	6,70,863	5,009	6,75,863	5,44,711
Socotra(a)	—	—	—	—	—	—	—
Canada	2,40,75,781	..	2,40,75,781	1,71,70,952	..	1,71,70,952	1,47,95,501
Newfoundland and Coast of Labrador	..	..	..	..	..	..	250
Bermudas	1,450	..	1,450	4,347	..	4,347	1,001
Bahamas	..	..	..	2,133	..	2,133	..
British West India Islands (excluding Bahamas)	51,99,322	..	51,99,322	31,00,156	..	31,00,156	30,02,980
„ Honduras	..	..	..	3,495	..	3,495	3,356
„ Guiana	7,16,513	..	7,16,513	6,11,486	..	6,11,486	5,42,268
Falkland Islands	..	..	..	1,620	..	1,620	..
Commonwealth of Australia	5,79,68,952	..	5,79,68,952	4,48,59,879	..	4,48,59,879	2,96,07,014
Territory of Papua	10,16,436	..	10,16,436	8,06,333	..	8,06,333	3,25,403
New Zealand	77,77,379	..	77,77,379	63,19,897	..	63,19,897	35,23,910
Fiji Islands	7,49,731	1,535	7,51,266	5,82,490	..	5,82,496	4,14,940
<b>TOTAL BRITISH EMPIRE</b>	<b>1,14,17,22,228</b>	<b>1,36,49,053</b>	<b>1,15,52,71,281</b>	<b>80,00,88,493</b>	<b>2,31,51,797</b>	<b>91,41,10,280</b>	<b>70,97,75,482</b>
<b>FOREIGN COUNTRIES—</b>							
U. S. S. R.	59,48,843	..	59,48,843	74,45,045	..	74,45,045	60,91,800
Finland	7,05,240	..	7,05,240	4,61,188	..	4,61,188	7,21,706
Estonia	9,485	..	9,485	..	..	..	3,000
Latvia	7,359	..	7,359	..	..	..	..
Sweden	45,23,971	..	45,23,971	37,28,654	..	37,28,654	21,35,891
Norway	41,88,779	..	41,88,779	57,25,257	..	57,25,257	44,32,697
Denmark	15,84,228	..	15,84,228	16,03,842	..	16,03,842	13,89,830
Poland (including Dantzic)	13,13,617	..	13,13,617	37,30,248	..	37,30,248	50,49,969
Germany	26,76,86,008	..	26,76,86,008	14,42,06,759	..	14,42,06,759	10,35,47,386
Netherlands	9,11,63,532	..	9,11,63,532	6,73,29,672	..	6,73,29,672	5,13,00,159
Belgium	12,21,63,802	..	12,21,63,802	7,57,05,581	..	7,57,05,581	4,49,86,771
France	16,98,62,324	..	16,98,62,324	11,16,07,843	..	11,16,07,843	7,71,66,013
Spain	3,60,64,989	..	3,60,64,989	2,37,35,535	..	2,37,35,535	1,33,98,961
Portugal (including Azores and Madeira)	23,37,452	..	23,37,452	9,05,814	..	9,05,814	9,45,155
Switzerland	84,936	..	84,936	55,694	..	55,694	49,099
Italy (including Fiume)	11,81,68,177	..	11,81,68,177	8,02,09,348	..	8,02,09,348	5,69,59,378
Austria	4,77,497	..	4,77,497	43,913	..	43,913	49,217
Hungary	3,905	..	3,905	2,60,120	..	2,60,120	11,980
Орѣношоваѣ	3,01,945	..	3,01,945	2,32,070	..	2,32,070	65,108
Jugo-Slavia (Kingdom of the Serbs, Croats and Slovenes)	1,47,608	..	1,47,608	485	..	485	1,709
Albania	2,190	..	2,190	30	..	30	..
Bulgaria	10,02,497	..	10,02,497	8,58,718	..	8,58,718	6,99,495
Roumania	5,75,739	..	5,75,739	2,05,009	..	2,05,009	2,07,611
Greece (including Crete)	52,82,046	..	52,82,046	44,11,830	..	44,11,830	33,23,355

(a) Separately shown from 1933-34.  
\* Includes figures for Irish Free State upto 1932-33.

[ Continued on next page

TREASURE, exclusive of GOVERNMENT STORES and TREASURE, to each COUNTRY, in each  
1929-30 to 1933-34

EXPORTS								COUNTRIES
1931-32		1932-33				1933-34		
TREASURE	TOTAL	MERCHANDISE	TREASURE	TOTAL	MERCHANDISE	TREASURE	TOTAL	
R	R	R	R	R	R	R	R	
48,47,16,720	93,27,10,735	37,81,20,085	89,00,82,527	77,81,09,212	48,06,65,972	44,02,58,709	92,98,14,771	BRITISH EMPIRE—
—	—	—	—	—	10,66,009	..	16,56,009	United Kingdom (including Channel Islands)*
..	41,167	71,101	..	71,161	27,397	..	27,397	Irish Free State (a)
..	22,531	47,948	..	47,948	90,409	..	90,409	Gibraltar
..	1,74,519	1,52,288	..	1,52,288	1,69,400	..	1,69,400	Malta and Gozo
..	0,28,849	0,82,531	..	6,82,531	10,78,108	..	10,78,108	Cyprus
..	82,53,264	07,44,056	989	07,45,045	73,45,336	4,120	73,49,462	Palestine
7,45,997	68,80,590	40,01,650	10,16,000	59,17,650	34,52,829	0,70,500	11,23,329	Aden and Dependencies
2,38,768	7,98,49,801	0,81,54,482	18,07,046	0,09,61,528	0,23,65,905	22,80,035	0,40,40,540	Bahrain Islands
..	1,84,006	1,95,420	..	1,95,420	77,591	..	77,591	Ceylon (excluding Maldives)
0,48,500	4,80,78,796	3,03,54,292	..	3,03,54,292	3,33,83,528	..	3,33,83,528	Maldives
..	71,29,983	50,83,497	..	50,83,497	51,40,798	..	51,40,798	Straits Settlements
..	11,606	15,829	..	15,829	16,158	..	16,158	Federated Malay States
1,00,97,800	2,80,28,570	1,46,76,068	322	1,46,76,390	1,11,59,136	61	1,11,59,197	British Borneo
..	18,76,983	24,42,070	..	24,42,070	29,30,654	..	29,30,654	Hongkong
..	..	..	..	..	556	..	556	West Africa
..	1,46,03,307	1,26,02,852	..	1,26,02,852	1,21,82,245	..	1,21,82,245	Protectorate of South-West Africa
..	..	..	..	..	968	..	968	Union of South Africa
7,00,000	42,18,669	24,77,241	..	24,77,241	22,24,187	2,00,000	24,24,187	Rhodesia
..	62,00,085	48,14,813	..	48,14,813	47,14,904	1,545	47,16,509	Zanzibar and Pemba
..	31,54,942	17,06,136	..	17,06,135	13,38,949	..	13,38,949	Kenya Colony
..	1,66,072	1,01,829	..	1,01,829	1,04,309	..	1,04,309	Tanganyika Territory
..	3,825	4,975	..	4,975	..	..	..	Uganda Protectorate
..	3,13,064	3,96,654	..	3,96,654	2,77,515	..	2,77,515	Nyasaland Protectorate
..	26,45,940	22,46,065	..	22,46,665	29,20,454	..	29,20,454	Somaliland Protectorate
..	90,57,093	75,37,611	..	75,37,611	68,10,104	..	68,10,164	Anglo-Egyptian Sudan
..	5,44,711	5,78,037	..	5,78,037	3,42,848	..	3,42,848	Mauritius and Dependencies
..	..	..	..	..	16,061	..	16,061	Seychelles
..	1,47,85,501	1,02,79,460	..	1,02,79,460	1,88,41,011	..	1,88,41,011	Socotra (a)
..	250	..	..	..	..	..	..	Canada
..	1,991	1,713	..	1,713	2,846	..	2,846	Newfoundland and Coast of Labrador
..	..	7,323	..	7,323	24,591	..	24,591	Bermudas
..	30,02,980	25,62,629	..	25,62,629	28,97,991	..	28,97,991	Bahamas
..	3,356	7,308	..	7,308	31,021	..	31,021	British West India Islands (excluding Bahamas)
..	5,42,268	7,36,751	..	7,36,751	5,94,030	..	5,94,030	.. Honduras
..	..	1,744	..	1,744	..	..	..	.. Guiana
..	2,06,07,014	3,89,67,808	62	3,89,67,920	2,98,35,029	..	2,98,35,029	Falkland Islands
..	3,25,408	4,45,659	..	4,45,659	3,18,600	..	3,18,600	Commonwealth of Australia
..	35,83,916	38,02,190	..	38,02,190	53,18,006	..	53,18,006	Territory of Papua
..	4,14,940	6,27,069	..	6,27,069	4,12,037	..	4,12,037	New Zealand
49,71,42,844	120,09,18,328	61,43,04,580	40,28,06,936	291,71,11,516	69,86,48,272	45,24,15,066	115,10,63,938	Fiji Islands
..	00,91,300	37,09,805	..	37,09,805	8,09,222	..	8,09,222	TOTAL BRITISH EMPIRE
..	7,21,705	2,36,559	..	2,36,559	4,97,048	..	4,97,048	FOREIGN COUNTRIES—
..	2,000	..	..	..	2,800	..	2,800	U. S. S. R.
..	..	..	..	..	1,000	..	1,000	Finland
..	21,35,891	24,27,524	..	24,27,524	33,96,750	..	33,96,750	Estonia
..	44,32,897	31,64,247	..	31,64,247	38,08,307	..	38,08,307	Latvia
..	13,89,980	10,22,650	..	10,22,650	16,30,343	..	16,30,343	Sweden
..	50,49,969	23,29,596	..	23,29,596	40,77,201	..	40,77,201	Norway
..	10,35,47,386	8,65,81,355	..	8,65,81,355	9,92,33,566	..	9,92,33,566	Denmark
3,49,52,134	8,02,52,293	4,15,91,090	4,32,00,892	8,48,81,982	4,23,65,151	1,98,46,622	6,22,11,773	Poland (including Danzig)
1,70,401	4,51,07,172	4,03,47,203	..	4,03,47,203	4,50,70,745	..	4,50,70,745	Germany
1,75,20,864	9,46,86,877	8,12,85,700	33,18,209	8,46,03,009	7,43,34,257	2,27,98,040	9,71,38,197	Netherlands
..	1,38,98,961	1,87,13,643	..	1,37,13,643	1,41,25,634	..	1,41,25,634	Belgium
..	0,45,155	0,27,933	..	0,27,933	6,08,796	..	6,08,796	France
..	49,099	72,361	..	72,361	1,29,051	..	1,29,051	Spain
..	5,59,59,378	4,85,80,832	2,00,000	4,87,80,832	5,82,93,999	54,38,798	6,37,32,797	Portugal (including Azores and Madeira)
..	49,217	39,036	..	39,036	17,077	..	17,077	Switzerland
..	11,980	319	..	319	..	..	..	Italy (including Florence)
..	05,103	2,64,684	..	2,64,684	4,98,110	..	4,98,110	Austria
..	1,709	1,42,925	..	1,42,925	..	..	..	Hungary
..	0,89,495	2,80,884	..	2,80,884	2,46,904	..	2,46,904	Czechoslovakia
..	2,07,611	4,20,044	..	4,20,044	5,65,385	..	5,65,385	Kingdom of the Serbs, Croats and Slovenes
..	38,23,355	28,31,907	..	28,31,907	46,72,431	..	46,72,431	Albania
..	..	..	..	..	..	..	..	Rumania
..	..	..	..	..	..	..	..	Lithuania
..	..	..	..	..	..	..	..	Greece (including Crete)

(a) Separately shown from 1933-34.  
\* Includes figures for Irish Free State up to 1932-33.

ABSTRACT TABLES  
EXPORTS

( 8 )

No. 2—continued

VALUE of the TOTAL EXPORTS of MERCHANDISE (FOREIGN and INDIAN combined) and  
Official Year from

COUNTRIES	EXPORTS						
	1929-30			1930-31			MERCHANDISE
	MERCHANDISE	TREASURE	TOTAL	MERCHANDISE	TREASURE	TOTAL	
R	R	R	R	R	R	R	
<b>FOREIGN COUNTRIES—continued</b>							
Turkey, European . . . . .	22,75,000	..	22,75,000	17,75,238	..	17,75,238	15,71,027
Turkey, Asiatic . . . . .	30,03,212	..	30,03,212	15,24,726	..	15,24,726	11,57,533
Syria . . . . .	22,65,227	..	22,65,227	19,40,090	..	19,40,090	20,00,888
Mascat Territory and Trucial Oman . . . . .	95,15,041	11,61,091	1,06,77,632	68,12,521	4,08,213	73,10,734	52,46,194
Other Native States in Arabia . . . . .	1,50,52,705	28,902	1,50,81,607	1,06,37,395	1,00,232	1,07,37,627	80,79,706
Iraq . . . . .	1,61,43,618	4,91,000	1,66,34,618	1,19,33,458	5,50,000	1,24,83,458	1,15,42,001
Iran . . . . .	2,00,46,114	3,48,966	2,00,95,080	1,54,29,425	..	1,54,29,425	1,32,94,079
Henjam Island . . . . .	1,30,482	..	1,30,482	1,35,933	..	1,35,933	88,207
Afghanistan . . . . .	8,776	..	8,776	12,695	..	12,695	62,702
Sumatra . . . . .	1,88,78,108	..	1,88,78,108	1,52,42,105	..	1,52,42,105	68,71,038
Java . . . . .	4,20,70,103	1,07,482	4,27,77,585	2,63,44,679	1,703	2,63,46,381	1,74,57,994
Borneo (Dutch) . . . . .	7,97,562	..	7,97,562	3,77,765	..	3,77,765	2,86,720
Celebes and other Islands . . . . .	11,22,277	..	11,22,277	7,22,938	..	7,22,938	3,22,347
Dutch New Guinea . . . . .	546	..	546	..	..	..	..
Siam . . . . .	1,48,23,657	..	1,48,23,657	1,00,54,805	..	1,00,54,805	77,13,867
French Indo-China . . . . .	1,61,57,830	..	1,61,57,830	80,83,571	..	80,82,571	73,00,121
Philippines . . . . .	64,63,140	..	64,63,140	49,21,803	..	49,21,803	40,70,733
Japan . . . . .	32,55,65,695	..	32,55,65,695	23,87,10,315	..	23,87,10,315	14,02,93,330
Korea . . . . .	30,48,284	..	30,48,284	5,50,536	..	5,50,536	..
Formosa . . . . .	59,63,945	..	59,63,945	11,72,839	..	11,72,839	11,50,454
China (exclusive of Hongkong and Macao) . . . . .	13,05,58,199	..	13,05,58,199	13,24,75,348	..	13,24,75,348	7,82,40,426
Egypt . . . . .	3,94,59,620	..	3,94,59,620	3,55,83,739	240	3,55,83,979	1,94,82,451
Tripoli (Libya) . . . . .	46,696	..	46,696	8,266	..	8,266	78,947
Tunisia . . . . .	66,111	..	66,111	70,902	..	70,902	9,577
Algeria . . . . .	5,328	..	5,328	20,029	..	20,029	19,120
Morocco . . . . .	6,06,361	..	6,06,361	1,95,034	..	1,95,034	1,47,057
Canary Islands . . . . .	..	..	..	..	..	..	508
West Africa . . . . .	7,14,179	..	7,14,179	5,71,296	..	5,71,296	5,78,518
Portuguese East Africa . . . . .	1,27,39,669	..	1,27,39,669	1,18,83,069	..	1,18,83,069	89,36,399
Madagascar and Kerguelon . . . . .	8,35,824	..	8,35,824	4,34,933	..	4,34,933	2,66,575
Réunion . . . . .	23,521	..	23,521	1,04,006	..	1,04,006	17,447
Italian East Africa (Somaliland and Eritrea) . . . . .	29,11,667	..	29,11,667	13,80,486	..	13,80,486	11,82,230
French Somaliland . . . . .	16,46,063	..	16,46,063	13,12,504	..	13,12,504	10,77,245
Abyssinia . . . . .	..	..	..	..	..	..	23,231
United States of America . . . . .	37,03,44,703	..	37,03,44,703	21,14,06,189	..	21,14,06,189	14,29,27,702
West Indies . . . . .	3,38,40,299	..	3,38,40,299	2,42,42,093	..	2,42,42,093	1,81,82,347
Mexico . . . . .	10,57,089	..	10,57,089	7,98,053	..	7,98,053	7,45,276
Guatemala . . . . .	75,072	..	75,072	16,589	..	16,589	45,037
Honduras (not British) . . . . .	..	..	..	10,000	..	10,000	..
San Salvador . . . . .	1,34,225	..	1,34,225	52,004	..	52,004	59,031
Nicaragua . . . . .	1,77,799	..	1,77,799	72,093	..	72,093	80,670
Costa Rica . . . . .	68,897	..	68,897	47,239	..	47,239	51,326
Brazil . . . . .	70,69,111	..	70,69,111	42,38,671	..	42,38,671	31,84,126
Argentine Republic (including the Atlantic Coast of Patagonia) . . . . .	7,10,39,020	..	7,10,39,020	3,63,12,778	..	3,63,12,778	1,54,31,126
Chile (including the Pacific Coast of Patagonia) . . . . .	1,46,07,834	..	1,46,07,834	62,92,498	..	62,92,498	17,56,900
Other countries in South America . . . . .	76,40,401	..	76,40,401	52,62,020	..	52,62,020	35,04,754
Hawaii . . . . .	41,85,491	..	41,85,491	37,17,376	..	37,17,376	29,39,023
Other Islands in the Pacific . . . . .	3,994	..	3,994	11,624	..	11,624	11,708
<b>TOTAL FOREIGN COUNTRIES</b> . . . . .	<b>203,76,01,624</b>	<b>21,38,101</b>	<b>205,97,39,736</b>	<b>136,53,73,160</b>	<b>11,50,388</b>	<b>138,05,23,548</b>	<b>89,56,96,872</b>
<b>GRAND TOTAL</b> . . . . .	<b>317,93,22,862</b>	<b>1,56,87,154</b>	<b>319,50,11,016</b>	<b>225,63,66,653</b>	<b>2,43,72,186</b>	<b>228,06,38,839</b>	<b>160,54,72,354</b>

TREASURE, exclusive of GOVERNMENT STORES and TREASURE, to each COUNTRY, in each  
1929-30 to 1933-34—continued

EXPORTS								COUNTRIES
1931-32		1932-33			1933-34			
TREASURE	TOTAL	MERCHANDISE	TREASURE	TOTAL	MERCHANDISE	TREASURE	TOTAL	
R	R	R	R	R	R	R	R	
..	16,71,027	18,00,128	..	18,00,128	20,28,287	..	20,28,287	FOREIGN COUNTRIES—continued
..	11,57,533	18,77,003	..	18,77,003	17,77,005	..	17,77,005	Turkey, European
..	20,66,888	16,21,790	..	16,21,790	18,53,486	..	18,53,486	Turkey, Asiatic
4,76,107	57,21,301	48,00,438	3,78,581	51,88,019	46,00,503	2,22,900	48,22,403	Syria
..	80,79,700	63,07,781	2,21,718	65,29,499	40,72,708	22,050	40,94,767	Maskat Territory and Trucial Oman
45,16,080	1,60,38,771	78,92,999	..	78,92,999	60,20,710	..	60,20,710	Other Native States in Arabia
37,100	1,33,31,170	83,10,607	23,900	83,40,567	84,51,882	46,400	84,97,782	Iraq
..	83,297	70,729	..	70,729	83,510	..	83,510	Iran
..	62,702	25,779	..	25,779	3,745	..	3,745	Honjam Island
..	68,71,088	47,82,011	..	47,82,011	43,73,465	..	43,73,465	Afghanistan
2,74,277	1,77,82,271	73,81,456	..	73,81,456	46,50,299	63,574	47,22,873	Sumatra
..	2,88,720	2,72,708	..	2,72,708	3,13,713	..	3,13,713	Java
..	3,22,347	4,14,259	..	4,14,259	6,84,833	..	6,84,833	Borneo (Dutch)
..	..	20	..	20	..	..	..	Celebes and other Islands
1,71,000	78,84,867	45,04,269	..	45,04,269	93,29,351	..	93,29,351	Dutch New Guinea
..	73,60,121	37,60,778	..	37,60,778	58,53,103	..	58,53,103	Siam
..	40,70,783	47,70,465	..	47,70,465	41,52,752	..	41,52,752	French Indo-China
1,54,219	14,04,47,558	14,05,27,963	150	14,05,28,118	12,77,80,037	..	12,77,80,037	Philippines
..	..	..	..	..	20	..	20	Japan
..	11,50,454	15,92,940	..	15,92,940	3,95,858	..	3,95,858	Korea
..	7,82,40,426	3,58,20,324	90,912	3,59,11,236	4,45,74,985	..	4,45,74,985	Formosa
..	1,94,82,451	1,11,65,937	..	1,11,65,937	1,20,61,461	..	1,20,61,461	China (exclusive of Hongkong and Macao)
..	78,947	51,525	..	51,525	42,150	..	42,150	Egypt
..	9,577	41,113	..	41,113	34,937	..	34,937	Tripoli (Libya)
..	19,120	39,230	..	39,230	25,580	..	25,580	Tunis
..	1,47,067	1,46,155	..	1,46,155	1,83,048	..	1,83,048	Algeria
..	508	11,806	..	11,806	10,093	..	10,093	Morocco
..	5,78,518	6,44,101	..	6,44,101	6,61,200	..	6,61,200	Canary Islands
..	89,36,399	88,43,734	..	88,43,734	72,08,584	..	72,08,584	West Africa
..	2,66,575	3,09,640	..	3,09,640	4,48,599	..	4,48,599	Portuguese East Africa
..	17,447	2,11,900	..	2,11,900	14,673	..	14,673	Madagascar and Kerguelon
..	11,82,280	9,08,070	..	9,08,070	8,00,937	..	8,00,937	Réunion
..	10,77,245	16,29,848	..	16,29,848	12,50,577	..	12,50,577	Italian East Africa (Somalia) and Eritrea
..	26,281	1,175	..	1,175	950	..	950	French Somaliland
7,30,18,597	21,65,46,299	9,98,82,304	22,88,60,835	32,87,43,329	14,40,73,156	9,10,43,494	23,51,16,650	Abyssinia
..	1,31,32,317	98,24,791	..	98,24,791	84,15,095	..	83,15,005	United States of America
..	7,45,276	13,98,426	..	13,98,426	3,52,736	..	3,52,736	West India
..	45,087	19,062	..	19,062	10,131	..	10,131	Mexico
..	..	..	..	..	..	..	..	Guatemala
..	52,081	49,938	..	49,938	1,865	..	1,865	Honduras (not British)
..	80,670	45,292	..	45,292	82,106	..	82,106	San Salvador
..	51,326	78,522	..	78,522	96,245	..	96,245	Nicaragua
..	31,84,126	27,02,314	..	27,02,314	33,77,149	..	33,77,149	Costa Rica
..	1,54,31,126	2,82,60,686	..	2,82,60,686	2,27,83,784	..	2,27,83,784	Brazil
..	17,56,900	16,52,297	..	16,52,297	28,35,668	..	28,35,668	Argentina Republic (including the Atlantic Coast of Patagonia)
..	35,64,754	37,78,570	..	37,78,570	46,24,289	..	46,24,289	Chile (including the Pacific Coast of Patagonia)
..	29,39,928	24,09,702	..	24,09,702	23,48,063	..	23,48,063	Other countries in South America
..	11,703	3,850	..	3,850	12,068	..	12,068	Hawaii
..	..	..	..	..	..	..	..	Other Islands in the Pacific
19,10,21,379	102,76,18,251	74,00,00,880	27,63,85,197	101,09,95,027	79,86,78,457	13,94,82,787	93,81,56,244	TOTAL FOREIGN COUNTRIES
62,90,64,223	223,45,36,577	1,35,49,14,410	67,91,92,193	201,41,06,543	149,73,21,729	59,18,98,453	2,08,92,182	GRAND TOTAL



ABSTRACT TABLES  
EXPORTS

( 10 )

No. 3

VALUE of the TOTAL EXPORTS of MERCHANDISE (distinguishing INDIAN and FOREIGN), exclusive of

COUNTRIES	1929-30			1930-31			INDIAN
	INDIAN	FOREIGN	TOTAL	INDIAN	FOREIGN	TOTAL	
	₹	₹	₹	₹	₹	₹	₹
<b>BRITISH EMPIRE—</b>							
United Kingdom (including Channel Islands)	60,55,64,766	2,02,20,180	62,57,84,946	51,77,83,801	2,09,23,618	53,86,57,474	42,87,59,675
Irish Free State*	—	—	—	—	—	—	—
Gibraltar	72,687	2,011	74,698	94,034	1,185	95,819	36,535
Malta and Gozo	34,015	6,770	40,785	18,151	2,080	20,231	17,901
Cyprus	4,86,238	..	4,86,238	1,28,826	..	1,28,826	1,73,557
Palestine	3,08,618	42,725	3,51,343	3,03,058	41,782	3,44,790	5,59,980
Aden and Dependencies	1,36,89,657	6,31,773	1,42,71,430	1,25,86,528	5,55,140	1,31,40,677	77,11,486
Bahrain Islands	91,71,438	21,37,542	1,13,08,980	60,25,017	10,86,235	71,11,252	40,05,328
Ceylon (excluding Maldives)	12,78,58,403	43,15,897	13,21,74,300	11,08,86,381	29,26,834	11,38,12,715	7,68,87,742
Maldives	2,04,582	5,530	2,10,002	1,26,816	1,742	1,28,058	1,16,145
Straits Settlements (including Labuan)	7,90,54,656	11,01,926	9,01,56,582	6,19,32,093	10,43,593	6,29,76,586	4,85,35,260
Federated Malay States	1,37,62,698	1,51,845	1,39,14,543	1,12,52,428	37,865	1,12,90,093	70,97,929
British Borneo	2,18,727	50	2,18,777	1,91,319	..	1,91,319	11,508
Hongkong	2,94,12,569	10,17,849	3,04,30,418	1,63,64,453	5,25,588	1,68,90,046	1,80,09,600
West Africa	7,44,868	2,800	7,47,668	19,47,515	2,032	19,49,547	18,75,543
Protectorate of South-West Africa	4,344	..	4,344	17,527	..	17,527	..
Union of South Africa	2,25,19,920	3,17,702	2,28,37,622	1,96,13,115	3,56,915	1,99,70,030	1,43,71,474
Rhodesia	1,837	..	1,837	2,100	..	2,100	..
Zanzibar and Pemba	56,81,977	8,44,232	64,76,209	39,43,281	3,87,602	43,30,883	30,90,020
Kenya Colony	94,87,161	12,13,386	1,07,00,547	64,57,748	8,26,600	72,84,408	45,79,299
Tanganyika Territory	39,76,759	5,98,602	45,75,361	32,33,237	3,81,428	36,14,665	28,06,836
Uganda Protectorate	2,78,702	44,260	3,22,962	2,35,611	43,342	2,78,953	1,24,111
Nyasaland Protectorate	..	..	..	..	..	..	3,825
Somaliland Protectorate	7,96,500	914	7,97,414	4,75,714	1,223	4,76,942	3,12,403
Anglo-Egyptian Sudan	48,35,906	3,33,668	51,69,574	28,46,773	1,85,591	29,72,364	25,20,553
Mauritius and Dependencies	1,59,11,936	2,89,021	1,62,00,957	1,09,97,218	1,73,020	1,11,70,233	88,46,720
Seychelles	7,44,260	2,05,722	9,49,982	5,27,309	1,43,554	6,70,863	4,29,923
Socotra (a)	—	—	—	—	—	—	—
Canada	2,40,06,429	69,852	2,40,76,281	1,71,54,324	16,628	1,71,70,952	1,47,00,414
Newfoundland and Coast of Labrador	..	..	..	..	..	..	250
Bermudas	1,450	..	1,450	4,347	..	4,347	1,991
Bahamas	..	..	..	2,133	..	2,133	..
British West India Islands (excluding Bahamas)	51,99,322	1,000	51,99,322	30,99,677	479	31,00,156	30,02,492
British Honduras	..	..	..	3,495	..	3,495	3,356
„ Guiana	7,15,980	533	7,16,513	6,10,818	663	6,11,486	5,41,748
Falkland Islands	..	..	..	1,620	..	1,620	..
Commonwealth of Australia	5,78,00,949	1,63,093	5,79,64,042	4,47,43,538	1,16,141	4,48,59,679	2,95,00,330
Territory of Papua	10,16,438	..	10,16,438	8,06,008	325	8,06,333	3,25,493
New Zealand	77,68,998	13,381	77,77,379	63,02,168	17,729	63,19,897	34,97,979
Fiji Islands	7,32,787	10,944	7,43,731	5,64,712	17,784	5,82,496	4,00,591
<b>TOTAL BRITISH EMPIRE</b>	<b>110,19,59,560</b>	<b>3,97,62,668</b>	<b>114,17,22,228</b>	<b>66,12,32,453</b>	<b>2,97,56,040</b>	<b>69,00,88,493</b>	<b>68,14,18,221</b>
<b>FOREIGN COUNTRIES—</b>							
U. S. S. R.	57,60,550	1,82,284	59,42,834	74,37,575	7,470	74,45,045	60,90,675
Finland	7,41,190	1,060	7,42,250	4,57,436	3,752	4,61,188	7,21,006
Estonia	9,465	..	9,465	..	..	..	2,000
Latvia	7,359	..	7,359	..	..	..	..
Sweden	45,05,253	18,718	45,23,971	36,83,165	26,489	37,28,654	20,80,440
Norway	41,79,949	8,830	41,88,779	37,23,907	1,356	37,25,263	44,30,247
Denmark	15,70,214	14,009	15,84,223	15,60,421	23,421	16,03,842	13,83,124
Poland (excluding Danzig)	13,13,617	..	13,13,617	57,30,248	..	57,30,248	50,40,909
Germany	26,60,88,323	15,97,685	26,76,86,008	14,26,39,215	15,67,544	14,42,06,759	10,27,85,550
Netherlands	9,08,22,557	3,40,975	9,11,63,532	6,69,71,204	6,53,408	6,73,29,672	5,09,55,330
Belgium	12,15,72,442	5,91,360	12,21,63,802	7,53,11,727	3,93,854	7,57,05,581	4,45,52,059
France	16,81,00,449	12,61,875	16,93,62,324	11,08,00,025	8,07,818	11,16,67,843	7,63,55,789
Spain	3,60,83,457	31,532	3,60,64,989	2,37,31,685	3,900	2,37,35,585	1,33,35,087
Portugal (including Azores and Madeira)	23,87,452	..	23,87,452	9,05,814	..	9,05,814	9,44,582
Switzerland	40,443	44,443	84,886	23,700	31,898	55,598	8,601
Italy (including Fiume)	11,65,95,149	15,73,028	11,81,68,177	7,94,93,594	7,16,254	8,01,09,848	5,49,95,803

(a) Separately shown from 1933-34 formerly included in Aden and Dependencies.  
\* Separately shown from 1933-34 formerly included in the United Kingdom.

GOVERNMENT STORES, to each COUNTRY, in each Official Year from 1929-30 to 1933-34

1931-32		1932-33			1933-34			COUNTRIES
FOREIGN	TOTAL	INDIAN	FOREIGN	TOTAL	INDIAN	FOREIGN	TOTAL	
₹	₹	₹	₹	₹	₹	₹	₹	
1,02,40,931	44,30,00,000	30,82,47,048	98,79,637	37,81,20,085	47,20,97,078	84,03,894	43,05,55,972	BRITISH EMPIRE— United Kingdom (including Channel Islands)
—	—	—	—	—	10,50,000	..	16,50,000	Irish Free State*
5,622	41,157	54,704	10,307	71,101	22,984	4,413	27,897	Gibraltar
4,540	22,531	42,974	4,074	47,948	90,400	..	90,400	Malta and Gozo
902	1,74,519	1,52,288	..	1,52,288	1,09,400	..	1,69,400	Cyprus
68,689	6,28,649	6,30,031	62,500	6,82,531	10,29,327	48,781	10,78,108	Palestine
5,41,828	82,53,264	61,25,100	6,18,947	67,44,056	65,10,888	8,34,448	73,46,330	Aden and Dependencies
12,35,205	61,40,598	37,73,371	11,28,279	49,01,650	27,00,504	6,92,325	34,52,829	Bahrain Islands
32,23,301	7,96,11,043	6,52,06,878	29,47,604	6,81,54,482	5,90,76,185	32,89,720	6,23,65,905	Ceylon (including Maldives)
17,561	1,34,006	1,91,635	3,794	1,95,429	71,013	6,578	77,591	Maldives
9,00,006	4,74,35,296	8,50,45,236	7,09,056	3,63,54,292	3,26,40,039	7,42,589	3,33,83,528	Straits Settlements (including Labuan)
32,054	71,29,983	56,61,895	18,002	56,83,497	51,28,027	12,771	51,40,798	Federated Malay States
08	11,006	15,820	..	15,820	16,158	..	16,158	British Borneo
9,21,119	1,88,30,710	1,41,95,608	4,89,460	1,46,76,068	1,07,68,470	3,96,666	1,11,59,136	Hongkong
440	18,75,983	24,36,779	5,300	24,42,079	20,23,144	7,510	29,30,654	West Africa
..	..	..	..	..	506	50	556	Protectorate of South-West Africa
2,31,833	1,46,03,307	1,24,19,103	1,83,749	1,20,02,852	1,20,49,230	1,33,016	1,21,82,245	Union of South Africa
..	..	..	..	..	908	..	908	Rhodesia
4,23,049	35,13,669	22,68,576	2,08,665	24,77,241	20,28,493	1,95,694	22,24,187	Zanzibar and Pemba
6,30,686	52,09,986	41,24,911	6,89,902	48,14,813	37,06,199	10,03,765	47,14,964	Konya Colony
2,58,106	31,54,942	16,08,973	1,87,162	17,96,135	11,71,870	1,62,079	13,33,949	Tanganyika Territory
42,861	1,66,972	79,853	21,976	1,01,829	92,576	11,793	1,04,369	Uganda Protectorate
..	3,821	4,975	..	4,975	..	..	..	Nyasaland Protectorate
661	3,13,004	3,96,098	556	3,96,654	2,77,470	39	2,77,515	Somaliland Protectorate
1,16,382	26,45,940	21,40,900	1,05,676	22,46,666	20,83,880	8,36,568	29,20,454	Anglo-Egyptian Sudan
2,10,373	90,57,093	74,40,190	97,421	75,37,611	68,52,520	1,57,644	68,10,164	Mauritius and Dependencies
1,14,783	5,44,711	4,64,540	1,13,547	5,78,087	2,68,578	74,270	3,42,848	Seychelles
—	—	—	—	—	14,306	1,755	16,061	Socotra (a)
25,087	1,47,85,501	1,62,57,254	22,215	1,62,79,469	1,88,09,904	31,107	1,88,41,011	Canada
..	250	..	..	..	..	..	..	Newfoundland and Coast of Labrador
..	1,991	1,713	..	1,713	2,846	..	2,846	Bermudas
..	..	7,823	..	7,823	24,591	..	24,591	Bahamas
488	30,02,980	25,52,090	10,539	25,62,629	28,97,041	350	28,97,091	British West India Islands (excluding Bahamas)
..	3,358	7,308	..	7,308	31,021	..	31,021	.. Honduras
520	5,42,298	7,36,151	900	7,36,751	5,94,030	..	5,94,030	.. Guiana
..	..	1,744	..	1,744	..	..	..	Falkland Islands
1,66,184	2,96,67,014	3,83,40,570	1,27,298	3,89,67,868	2,98,06,026	28,403	2,98,35,029	Australian Commonwealth
..	3,25,408	4,45,050	..	4,45,059	3,18,000	..	3,18,000	Territory of Papua
26,237	35,23,916	38,48,595	18,595	38,62,190	52,94,086	18,920	53,13,006	New Zealand
14,349	4,14,940	6,07,867	19,202	6,27,069	4,04,673	7,394	4,12,037	Fiji Islands
2,88,59,281	70,97,75,482	59,06,36,958	1,76,67,622	61,43,04,580	68,14,70,701	1,71,71,611	69,86,48,272	TOTAL BRITISH EMPIRE
625	66,91,300	37,63,665	6,200	37,69,865	8,06,362	2,860	8,09,222	FOREIGN COUNTRIES— U. S. S. R.
100	7,21,708	2,36,559	..	2,36,559	4,97,048	..	4,97,048	Finland
..	2,000	..	..	..	2,800	..	2,800	Estonia
..	..	..	..	..	1,000	..	1,000	Latvia
55,451	21,35,891	23,16,894	1,10,630	24,27,524	33,57,349	39,407	33,96,756	Sweden
2,450	44,32,697	31,30,333	33,914	31,64,247	37,75,690	32,617	38,08,307	Norway
6,756	13,89,880	10,01,075	21,614	10,22,689	10,13,924	16,419	16,30,343	Denmark
..	50,49,969	23,29,596	..	23,29,596	40,77,196	5	40,77,201	Poland (including Dantzig)
7,61,886	10,35,47,386	8,59,09,022	6,72,333	8,65,81,355	9,83,03,022	8,69,944	9,92,33,566	Germany
3,44,829	5,13,00,159	4,12,70,827	3,20,293	4,15,91,090	4,21,19,813	2,45,338	4,23,65,151	Netherlands
3,84,712	4,49,36,771	4,01,50,388	1,96,815	4,03,47,203	4,48,32,060	2,38,085	4,50,70,745	Belgium
8,10,224	7,71,66,013	8,07,61,602	5,24,038	8,12,85,709	7,37,15,375	6,18,882	7,48,34,257	France
13,374	1,93,98,961	1,37,06,538	7,105	1,37,13,643	1,41,17,890	7,704	1,41,25,644	Spain
623	9,45,155	9,24,023	3,960	9,27,983	6,93,352	444	6,98,796	Portugal (including Azores and Madeira)
40,498	49,099	10,359	62,002	72,361	1,03,177	25,874	1,29,051	Switzerland
9,63,575	5,59,50,378	4,73,14,555	7,66,277	4,85,80,832	5,75,37,344	7,56,655	5,82,93,999	Italy (including Trieste)

(a) Separately shown from 1933-34 formerly included in Aden and Dependencies.  
\* Separately shown from 1933-34 formerly included in the United Kingdom.

ABSTRACT TABLES  
EXPORTS

( 12 )

No. 3—continued

VALUE of the TOTAL EXPORTS of MERCHANDISE (distinguishing INDIAN and FOREIGN), exclusive of

COUNTRIES	1929-30			1930-31			INDIAN
	INDIAN	FOREIGN	TOTAL	INDIAN	FOREIGN	TOTAL	
<b>FOREIGN COUNTRIES—continued</b>	R	R	R	R	R	R	R
Austria . . . . .	4,52,837	24,060	4,77,497	37,338	6,575	43,913	21,542
Hungary . . . . .	3,005	..	3,005	2,55,120	5,000	2,60,120	11,980
Czechoslovakia . . . . .	2,72,625	20,320	3,01,045	2,26,205	5,865	2,32,070	63,002
Jugo-Slavia (Kingdom of the Serbs Croats and Slovenes) . . . . .	1,47,603	..	1,47,603	485	..	485	1,700
Albania . . . . .	..	2,100	2,100	..	..	30	..
Bulgaria . . . . .	10,02,497	..	10,02,497	8,56,718	..	8,56,718	6,08,805
Roumania . . . . .	5,75,480	159	5,75,739	2,05,000	..	2,05,000	2,00,511
Greece (including Crete) . . . . .	51,83,271	92,775	52,82,046	43,51,462	60,418	44,11,880	32,70,323
Turkey, European . . . . .	20,82,465	1,63,495	22,75,960	16,60,365	1,24,833	17,75,238	14,60,824
Turkey, Asiatic . . . . .	30,02,787	425	30,63,212	15,13,770	10,050	15,24,720	11,60,533
Syria . . . . .	21,34,809	1,30,328	22,65,227	18,61,600	84,490	19,46,090	19,07,431
Mascat Territory and Trucial Oman . . . . .	73,12,711	22,03,250	95,15,961	56,37,523	11,74,098	68,12,521	41,13,215
Other Native States in Arabia . . . . .	1,36,15,380	14,37,316	1,50,52,705	97,13,167	9,24,228	1,06,37,395	75,86,199
Iraq . . . . .	1,15,57,095	45,86,523	1,61,43,618	83,46,732	35,80,721	1,19,33,453	78,00,605
Iran . . . . .	1,60,09,000	45,47,114	2,06,46,114	1,22,55,170	31,74,255	1,54,29,425	1,18,84,320
Henjam Island . . . . .	71,291	59,191	1,30,482	78,851	57,082	1,35,933	40,885
Afghanistan . . . . .	6,557	2,210	8,776	11,345	1,350	12,695	30,925
Sumatra . . . . .	1,83,36,666	41,532	1,88,78,198	1,52,24,376	17,720	1,52,42,105	68,28,466
Java . . . . .	4,20,70,500	5,09,603	4,20,70,103	2,58,68,620	4,76,053	2,63,44,673	1,70,89,881
Borneo (Dutch) . . . . .	7,97,562	..	7,97,562	3,77,705	60	3,77,705	2,97,501
Celebes and other Islands . . . . .	11,22,277	..	11,22,277	7,22,108	330	7,22,438	3,22,347
Dutch New Guinea . . . . .	546	..	546	..	..	..	..
Siam . . . . .	1,47,01,412	1,22,245	1,48,23,657	99,54,204	1,00,601	1,00,54,805	76,37,807
French Indo-China . . . . .	1,60,95,209	22,671	1,61,57,880	80,51,187	2,354	80,83,571	73,52,019
Philippines . . . . .	64,45,722	17,418	64,63,140	49,14,312	7,491	49,21,803	40,50,070
Japan . . . . .	32,26,71,840	28,93,855	32,55,65,695	22,78,48,660	13,61,055	23,87,10,315	13,94,28,225
Korea . . . . .	30,48,284	..	30,48,284	5,50,536	..	5,50,536	..
Formosa . . . . .	59,63,945	..	59,63,945	11,72,880	..	11,72,880	11,50,454
China (exclusive of Hongkong and Macao) . . . . .	13,01,85,261	3,72,038	13,05,58,100	13,21,29,529	3,45,814	13,24,75,343	7,79,71,369
Egypt . . . . .	3,88,62,406	5,07,170	3,94,50,620	3,51,07,319	4,21,429	3,55,58,739	1,90,57,969
Tripoli (Libya) . . . . .	43,683	3,010	46,693	8,206	..	8,266	70,697
Tunis . . . . .	59,311	6,800	66,111	63,302	400	70,002	9,427
Algeria . . . . .	2,748	2,580	5,328	20,029	..	20,029	19,120
Morocco . . . . .	6,03,511	2,850	6,06,361	1,04,534	590	1,05,034	1,47,057
Canary Islands . . . . .	..	..	..	..	..	..	508
West Africa . . . . .	7,14,170	..	7,14,170	5,71,206	..	5,71,206	5,78,518
Portuguese East Africa . . . . .	1,21,71,389	5,68,280	1,27,39,669	1,15,56,264	3,20,305	1,18,88,069	86,88,851
Madagascar and Kerguelon . . . . .	8,32,874	2,950	8,35,824	4,31,971	3,062	4,34,933	2,65,825
Réunion . . . . .	19,875	3,646	23,621	1,01,543	2,463	1,04,006	16,105
Italian East Africa (Eritrea and Somali- land) . . . . .	28,25,510	86,157	29,11,667	12,84,378	45,608	13,30,486	11,62,650
French Somaliland . . . . .	15,91,521	54,542	16,46,063	12,54,285	58,309	13,12,594	19,34,958
Abyssinia . . . . .	..	..	..	..	..	..	20,281
United States of America . . . . .	30,32,31,609	70,33,104	37,03,44,703	20,64,58,801	45,47,298	21,14,06,199	13,50,33,229
West Indies . . . . .	3,38,37,452	2,841	3,38,40,299	2,42,40,011	2,082	2,42,42,093	1,31,29,254
Mexico . . . . .	10,57,029	..	10,57,029	7,98,058	..	7,98,058	7,45,276
Guatemala . . . . .	75,072	..	75,072	16,830	..	16,830	45,037
Honduras (not British) . . . . .	..	..	..	10,000	..	10,000	..
El Salvador . . . . .	1,34,225	..	1,34,225	52,004	..	52,004	52,081
Nicaragua . . . . .	1,77,799	..	1,77,799	72,048	..	72,093	80,070
Costa Rica . . . . .	63,897	..	63,897	47,249	..	47,289	51,326
Brazil . . . . .	70,69,111	..	70,69,111	42,38,571	2,100	42,38,671	31,24,126
Argentine Republic (including the At- lantic Coast of Patagonia) . . . . .	7,10,18,102	20,918	7,10,39,020	3,63,10,855	2,390	3,63,12,778	1,54,31,126
Chile (including the Pacific Coast of Patagonia) . . . . .	1,46,07,884	..	1,46,07,884	62,92,498	..	62,92,498	17,66,900
Other countries in South America . . . . .	76,40,401	..	76,40,401	52,32,723	29,292	52,62,020	35,63,151
Hawaii . . . . .	41,85,491	..	41,85,491	37,15,225	2,451	37,17,676	29,39,028
Other islands in the Pacific . . . . .	3,994	..	3,994	11,624	..	11,624	11,703
<b>TOTAL FOREIGN COUNTRIES</b> . . . . .	<b>200,60,95,640</b>	<b>3,15,05,994</b>	<b>203,76,01,634</b>	<b>134,36,93,885</b>	<b>2,16,84,275</b>	<b>136,53,78,160</b>	<b>87,71,69,873</b>
<b>GRAND TOTAL</b> . . . . .	<b>310,80,55,400</b>	<b>7,12,68,662</b>	<b>317,93,24,062</b>	<b>220,49,26,338</b>	<b>5,14,40,315</b>	<b>225,63,66,653</b>	<b>155,28,86,094</b>

GOVERNMENT STORES, to each COUNTRY, in each Official Year from 1929-30 to 1933-34—continued

1931-32		1932-33			1933-34			COUNTRIES.
FOREIGN	TOTAL	INDIAN	FOREIGN	TOTAL	INDIAN	FOREIGN	TOTAL	
R	R	R	R	R	R	R	R	
27,675	49,217	33,606	430	39,030	72	17,065	17,077	FOREIGN COUNTRIES—continued
..	11,080	244	75	319	..	..	..	Austria
2,041	65,108	2,61,675	3,000	2,64,684	4,06,610	1,500	4,08,110	Hungary
..	1,709	1,42,925	..	1,42,925	..	..	..	Czechoslovakia
..	..	..	..	..	..	..	..	Jugo-Slavic (Kingdom of the Serbs-Croats and Slovenes State)
600	6,09,495	2,89,834	..	2,89,834	2,46,001	..	2,46,001	Albania
7,100	2,07,611	4,19,860	175	4,20,044	5,65,382	3	5,65,385	Bulgaria
44,932	38,23,355	25,90,100	32,768	26,31,907	40,24,200	43,231	40,72,431	Roumania
2,10,203	16,71,027	16,47,402	1,52,726	18,00,128	17,99,337	2,23,050	20,28,237	Greece (including Crete)
1,000	11,57,533	18,66,044	11,859	19,77,903	17,76,088	1,307	17,77,095	Turkey, European
99,457	20,66,888	15,61,400	60,300	16,21,700	17,79,845	73,641	18,53,486	Turkey, Asiatic
11,31,979	62,45,194	37,94,277	10,16,161	48,09,438	30,23,792	15,89,711	46,09,503	Syria
4,93,507	89,79,706	58,03,388	5,04,393	63,07,781	44,39,501	5,33,207	49,72,708	Mascat Territory and Trucial Oman
36,51,586	1,16,42,091	52,40,137	20,52,862	78,92,999	40,25,470	26,01,249	66,26,719	Other Native States in Arabia
21,03,759	1,32,94,079	55,34,934	27,81,733	83,16,667	50,56,533	27,94,844	84,51,382	Iraq
42,412	88,297	59,385	20,344	79,729	70,890	12,629	83,519	Iran
31,777	62,702	2,700	23,079	25,779	1,605	2,140	3,745	Honjam Island
42,602	68,71,088	47,74,955	7,956	47,82,911	43,71,005	2,400	43,73,465	Afghanistan
3,68,113	1,74,57,994	70,70,253	3,11,203	73,81,456	44,87,043	1,71,651	46,59,209	Sumatra
919	2,88,720	2,72,703	5	2,72,708	3,13,633	80	3,13,713	Java
..	3,22,347	4,12,459	1,800	4,14,259	6,84,577	250	6,84,833	Borneo (Dutch)
..	..	20	..	20	..	..	..	Celebes and other Islands
76,060	77,13,867	45,40,990	47,279	45,94,269	62,81,173	48,178	93,29,351	Dutch New Guinea
8,102	73,60,121	37,51,364	17,914	37,69,278	53,60,041	3,122	53,63,163	Siam
20,713	10,70,783	47,50,309	25,656	47,76,465	41,48,494	4,253	41,52,752	French Indo-China
8,65,114	11,22,93,339	13,05,09,778	10,18,185	14,05,27,963	12,81,20,586	16,59,451	12,77,80,037	Philippines
..	..	..	..	..	20	..	20	Japan
..	11,50,454	15,92,940	..	15,92,940	3,95,858	..	3,95,858	Korea
2,69,057	7,82,40,428	3,56,57,583	1,62,741	3,58,20,324	4,44,95,702	89,283	4,45,74,985	Formosa
4,24,482	1,94,82,451	1,08,89,842	2,76,095	1,11,65,937	1,15,27,181	5,34,280	1,20,61,461	China (exclusive of Hongkong and Macao)
2,250	78,947	51,525	..	51,525	39,550	2,000	42,150	Egypt
150	9,577	34,713	6,400	41,113	32,337	2,000	34,337	Tripoli (Libya)
..	19,120	39,230	..	39,230	25,580	..	25,580	Tunis
..	1,47,057	1,46,155	..	1,46,155	1,83,543	100	1,83,643	Algeria
..	505	11,805	..	11,805	9,913	175	10,093	Morocco
..	5,73,518	6,44,101	..	6,44,101	6,59,980	1,220	6,61,200	Canary Islands
2,47,548	69,36,399	85,30,066	3,13,668	88,43,734	69,75,522	2,33,062	72,08,584	West Africa
750	2,66,575	3,09,258	382	3,09,640	4,48,540	50	4,48,590	Portuguese East Africa
1,342	17,447	2,08,304	3,596	2,11,900	13,158	1,515	14,673	Madagascar and Kerguelon
19,630	11,62,230	8,07,645	40,425	9,08,070	7,66,807	43,040	8,09,897	Réunion
42,287	19,77,245	15,66,313	63,635	16,29,948	11,93,023	56,640	12,50,577	Italian East Africa (Eritrea and Somali land)
..	20,281	112	1,063	1,175	..	950	950	French Somaliland
42,94,473	14,29,27,702	9,76,40,912	22,41,482	9,98,82,394	14,07,34,885	33,38,271	14,40,73,156	Abyssinia
3,093	1,31,32,347	98,23,000	1,791	98,24,791	83,15,095	..	83,15,095	United States of America
..	7,45,276	13,95,426	..	13,95,426	3,46,545	5,791	3,52,730	West Indies
..	45,037	19,062	..	19,062	10,131	..	10,131	Mexico
..	..	..	..	..	..	..	..	Guatemala
..	52,081	49,938	..	49,938	1,805	..	1,805	Honduras (not British)
..	80,670	45,219	73	45,292	82,106	..	82,106	San Salvador
..	51,320	78,522	..	78,522	96,245	..	96,245	Nicaragua
..	31,84,126	27,02,314	..	27,02,314	33,72,290	4,859	33,77,149	Costa Rica
..	1,54,31,126	2,82,80,236	450	2,82,80,686	2,27,37,059	46,725	2,27,83,784	Brazil
..	17,56,900	16,52,297	..	16,52,297	29,33,027	1,741	23,36,668	Argentine Republic (including the Atlantic Coast of Patagonia)
1,633	35,64,784	37,73,570	..	37,73,570	46,24,279	10	46,24,289	Chile (including the Pacific Coast of Patagonia)
..	29,39,028	24,09,702	..	24,09,702	23,48,063	..	23,48,063	Other countries in South America
..	11,793	3,850	..	3,850	12,068	..	12,068	Hawaii
..	..	..	..	..	..	..	..	Other Islands in the Pacific
1,32,26,999	89,56,96,872	72,60,34,006	1,45,25,324	74,06,09,830	78,16,71,369	1,70,02,058	79,36,73,457	TOTAL FOREIGN COUNTRIES
4,65,86,200	160,54,72,354	132,27,20,664	3,21,93,446	135,49,14,410	146,31,48,160	3,41,73,500	149,73,21,720	GRAND TOTAL

ABSTRACT TABLES  
TOTAL TRADE WITH CONTINENTS

( 14 )

No. 4

VALUE of the TOTAL TRADE (IMPORTS, EXPORTS, and RE-EXPORTS) in PRIVATE MERCHANDISE with PRINCIPAL COUNTRIES, and with CONTINENTS, in each Official Year from 1929-30 to 1933-34

COUNTRIES	1929-30	1930-31	1931-32	1932-33	1933-34
<b>EUROPE—</b>	<b>R</b>	<b>R</b>	<b>R</b>	<b>R</b>	<b>R</b>
United Kingdom (including Channel Islands) (a) . . . . .	172,22,24,112	115,15,23,216	80,61,43,640	86,61,04,024	95,64,24,036
Irish Free State (b) . . . . .	—	—	—	—	16,72,092
U. S. S. R. . . . .	2,58,05,036	3,04,42,623	3,40,25,158	2,34,20,678	1,71,92,554
Finland . . . . .	18,19,088	21,24,623	21,15,483	20,10,581	20,74,086
Estonia . . . . .	12,58,011	13,12,925	8,48,075	6,01,159	10,63,321
Latvia . . . . .	4,46,321	3,46,921	2,07,404	1,01,408	1,01,572
Lithuania . . . . .	..	65,051	2,23,446	50,388	83,411
Sweden . . . . .	1,85,17,242	1,34,98,676	1,08,72,237	1,10,87,045	1,35,09,513
Norway . . . . .	1,44,20,427	1,42,77,311	92,80,116	97,91,610	99,01,246
Denmark . . . . .	28,38,298	27,22,773	32,24,362	30,62,174	33,33,724
Poland (including Dantzic) . . . . .	27,60,646	68,72,373	78,82,762	45,83,005	59,63,033
Germany . . . . .	42,56,06,855	26,80,48,299	20,55,28,626	19,04,63,455	18,60,84,425
Netherlands . . . . .	18,34,47,448	9,95,63,319	7,17,27,272	5,85,05,298	6,05,27,950
Belgium . . . . .	19,00,31,320	12,23,97,814	7,50,93,868	7,45,30,846	7,16,83,342
Luxemburg . . . . .	45,12,674	18,19,377	20,03,486	18,55,399	14,26,782
France . . . . .	21,50,85,727	14,05,57,608	9,88,86,422	10,16,68,597	8,04,05,874
Spain . . . . .	3,00,48,090	2,67,18,560	1,58,18,570	1,61,04,740	1,62,16,512
Gibraltar . . . . .	1,48,728	2,24,676	79,460	1,05,300	56,432
Portugal (including Azores and Madeira) . . . . .	27,02,985	13,36,635	12,37,185	12,27,882	10,23,878
Malta and Gozo . . . . .	47,152	20,533	25,772	68,421	97,862
Switzerland . . . . .	2,12,95,579	1,27,30,682	1,22,77,736	1,29,73,913	1,03,70,021
Italy (including Fiume) . . . . .	18,57,31,853	12,52,81,837	4,18,51,987	8,80,81,693	8,74,22,489
Austria . . . . .	1,27,71,144	82,00,195	71,96,033	65,59,038	62,52,574
Hungary . . . . .	66,89,399	24,12,449	3,31,700	5,17,193	10,56,900
Czechoslovakia . . . . .	1,69,15,679	99,85,981	73,48,942	80,37,305	85,82,533
Yugo-Slavia (Kingdom of the Serbs, Croats and Slovenes) . . . . .	14,01,600	6,16,825	6,32,308	7,75,963	5,53,710
Albania . . . . .	2,190	18,171	10	..	..
Bulgaria . . . . .	10,02,497	8,56,713	6,09,495	2,89,884	2,47,135
Roumania . . . . .	7,25,830	2,05,009	9,34,685	37,52,885	57,05,864
Greece (including Crete) . . . . .	56,65,234	46,30,025	36,51,912	30,82,403	49,69,894
Turkey, European . . . . .	22,86,567	18,03,801	16,79,607	18,21,542	20,33,173
Turkey, Asiatic . . . . .	30,80,957	15,36,920	11,79,707	19,15,570	18,58,483
<b>TOTAL EUROPE</b> . . . . .	<b>305,89,35,1795</b>	<b>206,81,15,026</b>	<b>150,30,10,872</b>	<b>149,36,35,008</b>	<b>156,79,99,710</b>
<b>ASIA—</b>					
Cyprus . . . . .	4,85,590	1,29,205	1,75,228	1,53,998	1,99,424
Syria . . . . .	22,79,999	19,50,327	21,40,542	19,38,634	18,65,064
Palestine . . . . .	3,66,297	3,87,274	6,87,498	8,65,372	12,16,705
Aden and Dependencies . . . . .	1,99,70,250	1,64,42,584	1,35,70,779	1,12,14,097	1,22,72,255
Mascat Territory and Trucial Oman . . . . .	1,25,20,017	93,99,776	79,79,948	71,52,880	66,58,404
Other Native States in Arabia . . . . .	1,56,32,420	1,10,16,931	83,83,494	65,94,003	55,59,476
Iraq . . . . .	2,63,77,473	2,19,96,611	1,73,31,481	1,22,19,947	1,05,98,014
Bahrain Islands . . . . .	1,34,43,420	79,07,992	68,99,387	57,36,113	42,57,445
Iran . . . . .	5,77,99,012	4,25,94,549	4,08,87,858	2,79,43,759	2,20,08,229
Henjam Island . . . . .	1,30,673	1,36,942	84,852	97,919	83,560
Ceylon (excluding Maldives) . . . . .	15,01,92,313	12,81,59,334	9,32,88,582	8,58,04,260	7,52,68,064
Maldives . . . . .	2,78,579	2,06,988	1,92,767	2,18,525	1,42,111
Straits Settlements . . . . .	14,18,10,431	10,26,56,932	7,61,19,395	6,42,17,347	6,02,07,154
Federated Malay States (c) . . . . .	1,41,21,200	1,14,35,650	72,61,056	57,98,369	52,14,085
Non-Federated Malay States . . . . .	..	..	..	..	2,489
Sumatra . . . . .	1,93,89,794	1,54,48,922	88,91,935	65,25,900	57,97,143
Afghanistan . . . . .	8,776	12,695	92,792	25,779	8,745
Java . . . . .	17,03,53,532	12,97,61,918	6,59,30,220	4,47,81,728	2,85,40,180
Borneo (British and Dutch) . . . . .	1,30,42,427	87,48,465	94,51,841	71,94,834	62,28,086
Celebes and other Islands . . . . .	22,33,869	68,88,106	3,26,524	12,39,599	9,98,469
Dutch New Guinea . . . . .	546	..	10,37,223	16,81,543	136
Siam . . . . .	1,06,77,337	1,18,47,471	96,04,876	68,57,223	1,38,04,184
French Indo-China . . . . .	1,71,54,467	86,33,041	92,39,795	57,56,152	77,42,460
Philippines . . . . .	74,70,645	54,69,729	45,82,666	59,97,351	44,98,074
Macao . . . . .	..	..	..	912	..
Japan . . . . .	59,14,20,954	38,38,30,287	27,36,90,010	34,53,04,070	29,13,31,048
Korea . . . . .	30,48,284	5,81,914	..	..	20
Formosa . . . . .	59,63,945	11,72,839	11,50,594	15,92,940	3,95,858
Hongkong . . . . .	3,77,90,646	2,55,72,236	2,41,29,707	1,98,55,988	1,56,31,182
China (exclusive of Hongkong and Macao) . . . . .	17,15,11,279	16,57,88,062	10,61,00,988	6,59,11,541	6,68,36,881
<b>TOTAL ASIA</b> . . . . .	<b>149,04,75,169</b>	<b>111,81,67,870</b>	<b>78,87,01,798</b>	<b>74,05,55,610</b>	<b>64,81,14,769</b>

(a) Includes Irish Free State upto 1932-33.  
(b) Separately shown from 1933-34.  
(c) Includes non-Federated Malay States up to 1932-33.

## No. 4—continued

VALUE of the TOTAL TRADE (IMPORTS, EXPORTS, and RE-EXPORTS) in PRIVATE MERCHANDISE with PRINCIPAL COUNTRIES, and with CONTINENTS, in each Official Year from 1929-30 to 1933-34

COUNTRIES	1929-30	1930-31	1931-32	1932-33	1933-34
	R	R	R	R	R
<b>AFRICA—</b>					
Egypt . . . . .	4,38,78,607	6,09,74,154	3,41,84,718	2,97,31,183	1,88,22,057
Tripoli (Libya) . . . . .	46,696	8,705	78,950	51,525	51,062
Tunis . . . . .	66,111	79,320	9,577	41,113	34,937
Algeria . . . . .	5,878	20,820	19,120	39,230	25,580
Morocco . . . . .	6,89,039	1,95,034	1,47,057	1,46,155	1,83,648
Canary Islands . . . . .	11,865	8,313	23,426	46,595	29,642
Sierra Leone . . . . .	64,066	20,840	14,007	1,45,101	2,54,012
Gold Coast . . . . .	4,56,224	6,51,400	6,04,432	7,08,405	8,95,210
Nigeria (including British Cameroons) . . . . .	2,20,396	10,45,002	12,52,008	15,62,467	16,63,410
West Africa . . . . .	7,22,026	8,03,595	5,70,078	6,70,295	7,80,088
Protectorate of South-West Africa . . . . .	4,344	17,527	..	..	556
Union of South Africa . . . . .	2,89,27,855	2,43,15,624	1,07,92,724	1,45,05,466	1,47,74,597
Rhodesia . . . . .	2,877	2,100	4,187	285	1,528
Portuguese East Africa . . . . .	1,30,77,734	1,29,89,667	1,01,39,450	1,07,37,619	1,04,31,137
Madagascar and Kerguelon . . . . .	8,61,066	4,53,845	2,94,630	3,25,787	4,62,932
Réunion . . . . .	23,691	1,04,172	17,504	2,11,900	3,81,445
Zanzibar and Pemba . . . . .	1,10,41,320	78,01,340	76,51,930	60,01,261	57,45,749
Kenya Colony . . . . .	4,05,16,404	3,73,81,115	3,78,89,404	2,84,92,888	2,59,71,782
Tanganyika Territory . . . . .	54,25,694	47,21,981	37,59,034	29,24,876	38,10,820
Uganda Protectorate . . . . .	3,38,307	2,79,093	1,67,127	1,03,546	1,39,260
Nyasaland Protectorate . . . . .	3,450	777	3,825	5,684	181
Italian East Africa (Somaliland and Eritrea) . . . . .	43,85,359	36,16,072	21,98,923	23,70,689	19,07,469
Somaliland (British and French) . . . . .	27,79,856	19,93,348	23,02,971	21,03,592	15,42,749
Abyssinia . . . . .	..	129	26,281	1,176	906
Anglo-Egyptian Sudan . . . . .	51,87,920	39,22,909	43,60,749	88,90,283	36,62,069
Mauritius and Dependencies . . . . .	1,62,19,725	1,12,07,511	99,69,820	75,42,995	68,24,874
Seychelles . . . . .	9,88,856	8,15,915	7,79,368	12,13,986	5,73,864
Socotra (a) . . . . .	..	..	..	..	16,061
<b>TOTAL AFRICA</b>	<b>17,64,55,756</b>	<b>17,25,21,321</b>	<b>13,23,70,309</b>	<b>19,45,74,952</b>	<b>9,80,87,282</b>
<b>AMERICA—</b>					
Canada . . . . .	4,31,35,386	3,04,27,941	1,89,52,005	1,99,33,861	2,57,08,439
Bahamas . . . . .	..	2,138	7,323	..	24,691
Newfoundland and Coast of Labrador . . . . .	..	..	250	..	..
United States of America . . . . .	54,69,59,867	36,28,78,748	27,12,89,945	21,23,91,172	21,68,54,216
Bermuda . . . . .	1,450	4,347	1,991	1,713	2,846
Cuba . . . . .	2,96,77,131	2,10,74,983	1,05,51,187	74,79,068	66,05,338
Haiti and St. Domingo . . . . .	16,83,895	8,95,354	6,60,336	8,10,236	7,20,151
Porto Rico . . . . .	22,43,394	20,93,984	18,39,553	14,67,180	8,94,555
West Indies . . . . .	55,34,950	32,98,198	31,65,238	25,53,219	20,40,305
Mexico . . . . .	10,60,843	7,98,299	8,27,142	23,29,112	6,73,030
Guatemala . . . . .	75,072	16,889	45,037	19,082	10,131
Honduras . . . . .	..	13,495	3,356	7,308	31,021
San Salvador . . . . .	1,84,225	52,064	52,081	49,986	1,895
Nicaragua . . . . .	1,77,799	72,093	80,670	45,292	82,106
Costa Rica . . . . .	68,897	47,289	51,826	78,522	96,245
Colombia . . . . .	3,48,830	3,42,605	2,42,023	62,245	8,08,795
Panama . . . . .	67,647	24,690	67,940	1,46,703	47,910
Venezuela . . . . .	54,550	92,021	1,38,104	73,449	72,150
British Guiana . . . . .	7,16,518	6,11,466	5,42,268	7,96,751	5,94,080
Falkland Islands . . . . .	..	1,620	..	1,744	..
Dutch Guiana . . . . .	1,22,361	60,525	94,258	71,621	44,189
Brazil . . . . .	70,69,111	42,40,424	31,85,208	27,02,550	33,77,424
Paraguay . . . . .	84,769	18,774	24,131	1,34,592	1,61,461
Uruguay . . . . .	31,89,778	24,20,145	12,47,376	11,48,120	12,70,409
Argentine Republic (including the Atlantic Coast of Patagonia) . . . . .	7,18,67,556	3,63,32,644	1,54,48,581	2,82,75,041	2,28,03,567
Chile (including the Pacific Coast of Patagonia) . . . . .	1,59,41,186	98,15,819	17,57,863	16,58,017	28,44,432
Peru . . . . .	32,65,371	20,47,715	15,38,773	20,18,187	20,42,074
Ecuador . . . . .	3,92,648	2,49,858	2,21,004	6,39,165	2,05,111
Bolivia . . . . .	1,28,358	22,089	1,150	6,439	14,984
<b>TOTAL AMERICA</b>	<b>73,39,98,187</b>	<b>47,49,55,118</b>	<b>29,20,23,776</b>	<b>28,46,61,580</b>	<b>28,79,86,432</b>
<b>AUSTRALIA AND OCEANIA—</b>					
Commonwealth of Australia . . . . .	11,33,45,395	9,90,36,558	4,55,08,619	4,06,53,134	4,00,76,184
Territory of Papua . . . . .	10,16,436	8,06,388	3,25,403	4,45,650	3,18,600
New Zealand . . . . .	81,26,394	66,69,882	38,84,060	41,89,817	55,31,748
Fiji Islands . . . . .	7,53,127	5,84,483	4,15,091	6,28,297	4,15,008
Hawaii . . . . .	41,85,686	37,17,676	29,39,928	24,09,792	23,48,068
Other Islands in the Pacific . . . . .	2,994	11,624	11,793	3,859	12,069
<b>TOTAL AUSTRALIA AND OCEANIA</b>	<b>12,74,30,912</b>	<b>8,62,26,556</b>	<b>5,30,79,844</b>	<b>5,73,30,422</b>	<b>4,87,03,671</b>
<b>GRAND TOTAL</b>	<b>558,72,99,298</b>	<b>599,45,85,891</b>	<b>284,91,36,459</b>	<b>268,07,57,435</b>	<b>265,08,91,873</b>

(a) Separately shown from 1933-34. Up to 1932-33 it was included in Aden and Dependencies.



ABSTRACT TABLES  
TRADE WITH CONTINENTS  
IMPORTS

No. 5—continued

*VALUE of the TOTAL IMPORTS of PRIVATE MERCHANDISE from each COUNTRY (distinguishing Continents) in each Official Year from 1929-30 to 1933-34 —continued.*

COUNTRIES	1929-30	1930-31	1931-32	1932-33	1933-34
	R	R	R	R	R
<b>AFRICA—</b>					
Egypt . . . . .	44,13,987	2,53,85,415	1,47,02,267	95,65,246	67,60,596
Tripoli (Libya) . . . . .	..	499	8	..	8,912
Tunis . . . . .	..	824	..	..	..
Algeria . . . . .	550	797	..	..	..
Morocco . . . . .	82,678	..	..	..	..
Canary Islands . . . . .	11,885	6,313	2,018	31,791	19,540
West Africa . . . . .	1,705	..	21	..	1,466
Union of South Africa . . . . .	60,80,733	43,45,504	21,80,417	10,02,614	25,92,852
Rhodesia . . . . .	1,040	..	4,187	205	500
Portuguese East Africa . . . . .	9,88,116	11,06,568	12,03,080	18,93,885	32,22,553
Madagascar and Kerguelen . . . . .	23,242	18,912	28,055	17,147	14,338
Reunion . . . . .	170	166	57	..	8,66,772
Zanzibar and Pemba . . . . .	45,65,061	34,70,457	41,33,261	35,24,020	35,21,562
Kenya Colony . . . . .	2,98,15,857	3,00,96,707	3,26,79,419	1,86,78,055	2,12,66,818
Tanganyika Territory . . . . .	8,50,338	11,07,318	6,04,092	11,28,741	24,76,877
Uganda Protectorate . . . . .	345	140	155	1,717	38,900
Nyasaland Protectorate . . . . .	3,450	777	..	709	181
Italian East Africa (Somaliland and Eritrea) . . . . .	14,23,692	22,85,586	10,16,643	14,62,619	1,97,582
Somaliland (British and French) . . . . .	3,36,379	2,03,807	12,662	77,090	14,648
Abyssinia . . . . .	..	129	..	..	16
Anglo-Egyptian Sudan . . . . .	13,346	50,545	17,14,800	6,48,598	7,41,606
Mauritius and Dependencies . . . . .	18,768	87,278	12,727	5,384	14,710
Seychelles . . . . .	18,874	1,45,052	2,34,657	6,85,899	2,81,016
<b>TOTAL AFRICA</b>	<b>4,86,16,130</b>	<b>6,82,64,354</b>	<b>5,85,58,413</b>	<b>4,55,71,780</b>	<b>4,14,76,959</b>
<b>AMERICA—</b>					
Canada . . . . .	1,90,59,605	1,32,56,989	41,66,504	33,54,892	68,67,423
United States of America . . . . .	17,66,15,164	15,14,72,554	12,83,62,243	11,25,09,778	7,17,21,669
Cuba . . . . .	5,059	2,835	5,741	290	..
Haiti and St. Domingo . . . . .	832	1,151	1,633	814	666
Porto Rico . . . . .	..	..	..	..	122
West Indies . . . . .	93,050	15,284	83,503	21,177	6,535
Mexico . . . . .	3,554	246	81,866	9,30,686	3,20,300
Colombia . . . . .	11,240	240	..	2,468	60
Panama (including Canal Zone) . . . . .	..	..	..	..	190
Venezuela . . . . .	..	644	..	..	..
Brazil . . . . .	..	1,753	1,052	296	276
Uruguay . . . . .	2,671	15,519	..	..	805
Argentine Republic (including the Atlantic Coast of Patagonia) . . . . .	8,28,586	19,866	12,455	14,355	19,783
Chile (including the Pacific Coast of Patagonia) . . . . .	13,33,302	5,23,321	963	5,720	8,764
Peru . . . . .	..	..	..	..	86,730
Ecuador . . . . .	..	..	..	5,38,438	..
<b>TOTAL AMERICA</b>	<b>19,79,58,621</b>	<b>16,53,10,402</b>	<b>13,27,16,085</b>	<b>11,78,77,849</b>	<b>7,90,42,718</b>
<b>AUSTRALIA AND OCEANIA—</b>					
Commonwealth of Australia . . . . .	5,58,76,413	2,41,76,879	1,58,36,905	1,06,85,266	1,62,48,155
New Zealand . . . . .	3,48,925	3,49,995	3,00,144	3,27,627	2,18,142
Fiji Islands . . . . .	3,200	1,987	151	1,198	2,971
Hawaii . . . . .	195	..	..	..	..
<b>TOTAL AUSTRALIA AND OCEANIA</b>	<b>5,57,28,929</b>	<b>2,45,28,851</b>	<b>1,61,99,900</b>	<b>1,10,14,197</b>	<b>1,04,64,268</b>
<b>GRAND TOTAL</b>	<b>240,79,60,341</b>	<b>164,79,96,868</b>	<b>126,57,14,115</b>	<b>132,58,49,175</b>	<b>115,55,70,144</b>



ABSTRACT TABLES

( 18 )

TRADE WITH CONTINENTS

EXPORTS

No. 6

VALUE of the TOTAL EXPORTS of INDIAN PRODUCE and MANUFACTURES (PRIVATE MERCHANDISE) to each COUNTRY (distinguishing Continents) in each Official Year from 1929-30 to 1933-34

COUNTRIES	1929-30	1930-31	1931-32	1932-33	1933-34
<b>EUROPE—</b>					
United Kingdom (including Channel Islands)	66,55,64,760	51,77,33,861	42,57,50,075	36,82,47,048	47,20,87,078
Irish Free State (a)	—	—	—	—	16,66,000
U. S. S. R.	57,00,559	74,37,575	60,00,075	37,63,665	8,06,362
Finland	7,04,190	4,57,430	7,21,000	2,30,559	4,07,048
Estonia	9,468	..	2,000	..	2,860
Latvia	7,359	..	..	..	1,000
Sweden	45,05,253	36,88,165	20,80,440	23,16,894	33,57,340
Norway	41,79,949	57,23,907	44,30,247	31,30,333	37,75,090
Denmark	15,70,214	15,80,421	13,83,124	10,01,075	10,13,924
Poland (including Danzig)	18,13,617	37,30,248	50,40,069	23,29,596	40,77,106
Germany	26,60,88,329	14,26,80,215	10,27,85,550	8,59,03,712	9,83,83,022
Netherlands	9,08,22,557	6,60,71,204	5,09,55,330	4,12,70,887	4,21,10,813
Belgium	12,15,72,443	7,53,11,727	4,45,52,059	4,01,50,388	4,48,82,600
France	16,81,00,449	11,08,00,025	7,63,55,789	8,07,01,662	7,97,15,375
Spain	8,00,33,457	2,37,31,035	1,33,85,087	1,37,09,528	1,41,17,890
Gibraltar	72,687	04,634	35,535	54,794	22,984
Portugal (including Azores and Madure)	23,37,452	9,05,814	9,44,532	9,24,023	6,08,352
Malta and Gozo	34,015	18,151	17,901	42,974	90,400
Switzerland	40,443	23,796	8,601	10,359	1,03,177
Italy (including Fiume)	11,05,95,149	7,94,83,594	5,40,95,803	4,78,14,555	5,75,37,344
Austria	4,52,837	37,338	21,542	38,606	72
Hungary	3,905	2,55,120	11,980	244	..
Czechoslovakia	2,72,625	2,26,205	63,062	2,61,675	4,66,610
Jugo-Slavia (the Kingdom of the Serbs, Croats and Slovenes)	1,47,603	485	1,709	1,42,925	..
Bulgaria	10,02,497	8,56,718	6,98,895	2,89,884	2,46,904
Roumania	5,75,480	2,05,009	2,00,511	4,19,869	5,05,382
Greece (including Crete)	51,83,271	43,51,402	32,79,323	25,90,100	40,24,200
Albania	..	30	..	..	..
Turkey, European	20,82,465	10,50,355	14,60,824	16,47,402	17,90,337
Turkey, Asiatic	30,62,787	15,13,776	11,56,533	18,66,044	17,76,688
<b>TOTAL EUROPE</b>	<b>49,81,51,806</b>	<b>104,91,37,066</b>	<b>80,00,47,792</b>	<b>69,72,57,620</b>	<b>82,89,85,335</b>
<b>ASIA—</b>					
Cyprus	4,86,283	1,28,326	1,73,557	1,52,288	1,69,400
Syria	21,34,899	13,61,600	10,67,431	15,61,400	17,79,845
Palestine	3,08,618	3,03,058	5,59,980	6,30,631	10,29,327
Aden and Dependencies	1,36,39,657	1,25,86,528	77,11,456	61,25,109	65,19,888
Iraq	1,15,57,095	83,46,732	78,90,505	52,40,137	40,25,470
Mascat Territory and Trucial Oman	73,12,711	56,37,523	51,13,215	37,94,277	30,23,792
Other Native States in Arabia	1,36,15,389	97,13,167	75,86,109	58,03,383	44,39,501
Bahrain Islands	91,71,438	60,25,017	49,05,328	37,73,371	27,60,504
Iran	1,60,99,090	1,22,55,170	1,08,84,320	55,34,934	56,56,538
Benjam Island	71,291	78,851	40,885	59,885	70,895
Afghanistan	6,557	11,345	30,025	2,700	1,605
Ceylon (excluding Maldives)	12,78,58,403	11,08,86,381	7,93,87,742	6,52,06,378	5,90,76,185
Maldives	2,04,532	1,26,316	1,10,145	1,91,635	71,013
Straits Settlements	7,90,54,656	6,19,32,993	4,65,35,290	3,56,45,236	3,26,40,939
Federated Malay States	1,37,62,698	1,12,52,428	70,97,920	56,64,895	51,28,027
Sumatra	1,88,36,666	1,52,24,376	68,28,466	47,74,955	43,71,066
Java	4,20,70,509	2,53,63,620	1,70,89,831	70,70,258	44,87,048
Borneo (British and Dutch)	10,16,289	5,69,024	2,69,339	2,88,532	3,29,791
Celebes and other Islands	11,22,277	7,22,108	3,22,347	4,12,459	6,84,577
Dutch New Guinea	546	..	..	20	..
Slam	1,47,01,412	99,54,204	76,37,807	45,43,999	92,81,173
French Indo-China	1,60,05,209	80,31,187	73,52,019	37,51,864	58,60,041
Philippines	64,45,722	40,14,312	40,59,070	47,50,509	41,48,494
Japan	32,26,71,840	23,73,48,660	13,94,28,225	13,95,09,778	12,01,20,586
Korea	30,48,284	5,50,530	..	..	20
Formosa	10,63,945	11,72,839	11,50,454	15,02,345	3,05,358
Hongkong	2,04,12,599	1,63,64,458	1,80,09,600	1,41,95,008	1,07,63,470
China (exclusive of Hongkong and Macao)	13,01,85,261	13,21,29,529	7,79,71,309	3,56,57,583	4,44,85,702
<b>TOTAL ASIA</b>	<b>88,68,53,747</b>	<b>69,40,44,288</b>	<b>45,61,40,484</b>	<b>35,59,37,455</b>	<b>33,73,17,340</b>

(a) Separately shown from 1933-34. Prior to 1933-34 included in the United Kingdom.

ABSTRACT TABLES  
TRADE WITH CONTINENTS  
EXPORTS

No. 6—continued

*VALUE of the TOTAL EXPORTS of INDIAN PRODUCE and MANUFACTURES (PRIVATE MERCHANDISE) to each COUNTRY (distinguishing Continents), in each Official Year from 1929-30 to 1933-34—continued*

COUNTRIES	1929-30	1930-31	1931-32	1932-33	1933-34
	R	R	R	R	R
<b>AFRICA—</b>					
Egypt . . . . .	3,88,82,400	3,51,67,319	1,90,67,969	1,08,89,842	1,15,27,181
Tripoli (Libya) . . . . .	43,686	8,266	76,697	51,525	39,550
Tunis . . . . .	59,311	69,602	9,427	34,713	32,337
Algeria . . . . .	2,748	20,029	19,120	39,230	25,580
Morocco . . . . .	6,03,511	1,94,534	1,47,037	1,46,155	1,83,548
Canary Islands . . . . .	..	..	508	11,805	9,918
West Africa . . . . .	14,59,047	25,16,811	24,49,061	30,80,886	35,83,124
Protectorate of South-West Africa . . . . .	4,344	17,527	..	..	506
Union of South Africa . . . . .	2,25,19,920	1,96,13,115	1,48,71,474	1,24,19,108	1,20,49,230
Rhodesia . . . . .	1,887	2,100	..	..	988
Portuguese East Africa . . . . .	1,21,71,889	1,15,56,264	86,83,851	85,30,066	69,75,522
Madagascar and Kerguelon . . . . .	8,32,874	4,31,871	2,65,825	3,09,258	4,48,549
Réunion . . . . .	19,875	1,01,643	16,105	2,08,304	13,158
Zanzibar and Pemba . . . . .	56,81,977	39,48,281	30,90,629	22,68,576	20,28,493
Kenya Colony . . . . .	94,87,161	64,57,748	45,79,299	41,24,911	37,06,199
Tanganyika Territory . . . . .	39,70,759	32,33,237	28,96,836	16,08,978	11,71,870
Uganda Protectorate . . . . .	2,78,702	2,85,611	1,24,111	79,853	92,576
Nyasaland Protectorate . . . . .	..	..	3,825	4,975	..
Italian East Africa (Somaland and Eritrea) . . . . .	23,25,510	12,84,878	11,62,650	8,67,645	7,66,897
Somaland (British and French) . . . . .	23,88,021	17,29,999	22,47,361	19,62,411	14,71,404
Abyssinia . . . . .	..	..	26,281	112	..
Anglo-Egyptian Sudan . . . . .	48,35,906	29,46,773	25,29,558	21,40,990	20,38,886
Mauritius and Dependencies . . . . .	1,59,11,986	1,09,97,213	88,46,720	74,40,190	66,52,520
Seychelles . . . . .	7,44,260	5,27,809	4,29,923	4,64,540	2,68,578
Socotra (a) . . . . .	—	—	—	—	14,306
<b>TOTAL AFRICA</b>	<b>12,26,61,264</b>	<b>10,09,57,030</b>	<b>7,10,39,237</b>	<b>5,66,84,068</b>	<b>5,31,45,900</b>
<b>AMERICA—</b>					
Canada . . . . .	2,40,06,429	1,71,54,324	1,47,60,414	1,62,57,254	1,88,09,904
Newfoundland and Coast of Labrador . . . . .	..	..	250	..	..
United States of America . . . . .	39,32,81,509	20,64,58,801	13,66,33,229	9,76,40,912	14,07,34,886
Bermudas . . . . .	1,450	4,347	1,991	1,718	2,846
Bahamas . . . . .	..	2,133	..	7,328	24,591
West Indies . . . . .	3,90,85,780	2,73,39,698	1,61,31,746	1,23,80,394	1,12,12,736
Mexico . . . . .	10,57,089	7,98,053	7,45,276	13,98,426	3,46,945
Guatemala . . . . .	75,072	16,839	45,087	19,062	10,131
Honduras . . . . .	..	13,495	3,856	7,308	31,031
San Salvador . . . . .	1,34,225	52,004	52,081	49,938	1,865
Nicaragua . . . . .	1,77,799	72,098	80,670	45,219	82,106
Costa Rica . . . . .	63,897	47,239	51,326	78,522	96,245
Colombia . . . . .	3,37,590	3,42,395	2,41,423	65,782	8,03,785
Panama (including Panama Canal Zone) . . . . .	67,647	22,190	67,940	1,49,703	47,710
Venezuela . . . . .	54,550	91,377	1,33,104	79,449	72,150
British Guiana . . . . .	7,15,980	6,10,818	5,41,748	7,36,151	5,94,030
Falkland Islands . . . . .	..	1,620	..	1,744	..
Dutch Guiana . . . . .	1,22,861	58,445	94,173	71,621	44,139
Brazil . . . . .	70,69,111	42,36,571	31,84,126	27,02,314	33,72,290
Paraguay . . . . .	84,769	18,774	24,131	1,34,592	1,61,461
Uruguay . . . . .	31,37,107	23,79,915	12,46,423	11,48,120	12,69,596
Argentine Republic (including the Atlantic Coast of Patagonia) . . . . .	7,10,18,102	3,63,10,388	1,54,31,126	2,82,60,286	2,27,37,059
Chile (including the Pacific Coast of Patagonia) . . . . .	1,46,07,884	62,92,498	17,59,900	16,52,297	23,88,927
Peru . . . . .	32,65,871	20,47,715	15,33,773	20,18,187	20,05,844
Ecuador . . . . .	3,92,643	2,49,858	2,21,004	1,00,727	2,06,111
Bolivia . . . . .	1,23,358	22,089	1,150	8,439	14,984
<b>TOTAL AMERICA</b>	<b>52,88,84,723</b>	<b>30,46,48,779</b>	<b>19,40,62,397</b>	<b>16,60,12,383</b>	<b>20,55,14,860</b>
<b>AUSTRALIA AND OCEANIA—</b>					
Commonwealth of Australia . . . . .	5,78,00,949	4,47,43,533	2,95,00,830	3,88,40,570	2,98,06,626
Territory of Papua (Br. New Guinea) . . . . .	10,16,436	8,06,008	3,25,408	4,45,959	3,18,600
New Zealand . . . . .	77,63,998	53,02,168	34,97,679	38,48,595	52,94,636
Fiji Islands . . . . .	7,32,787	5,24,712	4,00,591	6,07,867	4,04,673
Hawaii . . . . .	41,85,491	37,15,225	29,39,928	24,09,702	23,48,063
Other Islands in the Pacific . . . . .	3,994	11,624	11,703	3,850	12,043
<b>TOTAL AUSTRALIA AND OCEANIA</b>	<b>7,15,03,665</b>	<b>5,61,43,276</b>	<b>3,66,76,134</b>	<b>4,61,56,248</b>	<b>3,81,84,716</b>
<b>GRAND TOTAL</b>	<b>310,89,55,200</b>	<b>220,49,26,338</b>	<b>155,88,86,004</b>	<b>132,27,20,964</b>	<b>146,31,48,190</b>

(a) Separately shown from 1933-34. Prior to 1933-34 included in Aden and Dependencies.

ABSTRACT TABLES  
TRADE WITH CONTINENTS  
RE-EXPORTS

( 20 )

No. 7

VALUE of the TOTAL RE-EXPORTS of PRIVATE MERCHANDISE to each COUNTRY (distinguishing Continents), in each Official Year from 1929-30 to 1933-1934.

COUNTRIES	1929-30	1930-31	1931-32	1932-33	1933-34
	R	R	R	R	R
<b>EUROPE—</b>					
United Kingdom (including Channel Islands)	2,02,20,180	2,00,23,013	1,92,40,031	98,79,637	84,68,894
U. S. S. R.	1,82,284	7,470	625	6,200	2,860
Finland	1,050	8,732	100	..	..
Sweden	18,718	35,489	55,451	1,10,630	39,427
Norway	8,833	1,850	2,450	33,914	32,617
Denmark	14,009	23,421	6,756	21,614	16,419
Poland (including Danzig)	..	..	..	..	5
Germany	15,97,635	15,87,544	7,61,836	6,72,333	8,09,914
Netherlands	3,40,075	6,53,408	3,44,820	3,20,203	2,45,338
Belgium	5,91,860	3,93,854	3,84,712	1,06,815	2,38,085
France	12,61,875	8,87,818	8,10,224	5,24,038	6,18,882
Spain	21,582	3,900	18,874	7,105	7,794
Gibraltar	3,011	1,185	5,621	16,367	4,413
Portugal (including Azores and Madelra)	..	..	623	3,960	444
Malta and Gozo	6,770	2,080	4,549	4,074	..
Switzerland	44,443	31,898	40,498	62,002	25,874
Italy (including Fiume)	15,78,028	7,16,254	9,03,575	7,66,277	7,56,655
Austria	24,660	6,575	27,675	430	17,005
Hungary	..	5,000	..	75	..
Czechoslovakia	20,320	5,865	2,041	3,009	1,500
Albania	2,190	..	..	..	..
Bulgaria	..	..	600	..	..
Roumania	259	..	7,100	175	3
Greece (including Crete)	98,775	60,418	44,032	32,798	48,231
Key, European	1,93,495	1,24,883	2,10,203	1,52,726	2,28,950
Key, Asiatic	425	10,950	1,000	11,859	1,307
<b>TOTAL EUROPE</b>	<b>3,22,52,874</b>	<b>2,54,51,727</b>	<b>2,29,29,297</b>	<b>1,28,27,141</b>	<b>1,16,24,827</b>
<b>ASIA—</b>					
Cyprus	..	..	962	..	..
Syria	1,30,328	81,460	99,457	60,390	73,641
Palestine	42,725	41,732	68,669	52,500	46,781
Aden and Dependencies	6,31,773	5,53,143	5,41,828	6,18,947	8,34,448
Iraq	45,86,528	35,86,721	30,51,536	26,52,862	26,01,249
Mascat Territory and Trucial Oman	22,03,230	11,74,998	11,31,979	10,16,161	16,80,711
Other Native States in Arabia	14,37,316	9,24,228	4,93,507	5,04,398	5,33,207
Bahrain Islands	21,37,642	10,86,235	12,35,265	11,28,279	6,92,325
Iran	45,47,114	81,74,255	24,09,769	27,81,733	27,94,844
Hanjam Island	59,191	57,062	42,412	20,344	12,629
Afghanistan	2,319	1,350	31,777	23,079	2,140
Maldives	5,590	1,742	17,861	3,794	6,578
Ceylon (excluding Maldives)	48,18,997	29,26,334	32,23,301	29,47,604	32,80,720
Straits Settlements	11,01,926	10,43,593	9,00,006	7,09,056	7,42,589
Federated Malay States	1,51,845	37,665	32,054	18,602	12,771
Sumatra	41,532	17,729	42,602	7,056	3,400
Java	5,99,608	4,76,053	3,68,113	2,11,203	1,71,651
Borneo (British and Dutch)	59	60	987	5	80
Celebes and other Islands	..	330	..	1,800	256
Siam	1,22,245	1,00,601	76,060	47,279	48,178
French Indochina	62,671	2,384	8,102	17,914	3,122
Philippines	17,418	7,491	20,713	25,296	4,268
Japan	28,93,355	13,61,655	8,05,114	10,18,185	16,59,451
Hongkong	10,17,849	5,25,588	8,21,119	4,80,480	3,95,666
China (excluding of Hongkong and Macao)	3,72,933	3,45,814	2,89,057	1,92,741	89,283
<b>TOTAL ASIA</b>	<b>2,64,81,320</b>	<b>1,75,33,284</b>	<b>1,63,52,290</b>	<b>1,46,09,583</b>	<b>1,55,00,978</b>

ABSTRACT TABLES  
TRADE WITH CONTINENTS  
RE-EXPORTS

No. 7—continued

VALUE of the TOTAL RE-EXPORTS of PRIVATE MERCHANDISE to each COUNTRY (distinguishing Continents), in each Official Year from 1929-30 to 1933-34—continued

COUNTRIES	1929-30	1930-31	1931-32	1932-33	1933-34
<b>AFRICA—</b>	<b>R</b>	<b>R</b>	<b>R</b>	<b>R</b>	<b>R</b>
Egypt . . . . .	5,97,130	4,21,420	4,24,482	2,76,095	5,34,280
Tripoli (Libya) . . . . .	3,010	..	2,250	..	2,600
Tunisia . . . . .	6,800	400	150	6,400	2,800
Algeria . . . . .	3,580	..	..	..	..
Morocco . . . . .	2,850	500	..	..	100
Canary Islands . . . . .	..	..	..	..	175
West Africa . . . . .	2,800	2,082	440	5,300	8,730
Union of South Africa . . . . .	3,17,702	3,56,915	2,31,832	1,83,740	1,33,015
Protectorate of South West Africa . . . . .	..	..	..	..	50
Portuguese East Africa . . . . .	5,68,280	3,24,805	2,47,548	3,13,608	2,33,062
Madagascar and Kerguelon . . . . .	2,950	3,062	750	382	50
Réunion . . . . .	3,646	2,403	1,342	3,950	1,515
Zanzibar and Pemba . . . . .	8,44,282	3,87,602	4,28,040	2,08,665	1,95,694
Kenya Colony . . . . .	12,19,886	8,26,640	6,20,686	6,89,909	10,08,765
Tanganyika Territory . . . . .	5,98,602	3,81,426	2,58,106	1,87,162	1,62,079
Uganda Protectorate . . . . .	44,260	43,342	42,861	21,976	11,793
Italian East Africa (Somaland and Eritrea) . . . . .	86,157	45,608	19,630	40,425	43,040
Somaland (British and French) . . . . .	55,456	59,537	42,948	64,091	56,888
Abyssinia . . . . .	..	..	..	1,063	950
Anglo-Egyptian Sudan . . . . .	3,38,668	1,25,591	1,16,322	1,05,675	8,36,568
Mauritius and Dependencies . . . . .	2,80,021	1,78,020	2,10,373	97,421	1,57,844
Seychelles . . . . .	2,06,722	1,43,554	1,14,788	1,13,547	74,270
Socotra* . . . . .	..	..	..	..	1,755
<b>TOTAL AFRICA</b>	<b>51,78,302</b>	<b>32,99,937</b>	<b>27,72,609</b>	<b>23,19,477</b>	<b>34,65,423</b>
<b>AMERICA—</b>					
Canada . . . . .	69,362	16,028	23,087	22,215	31,107
United States of America . . . . .	70,68,194	49,47,298	42,94,473	22,41,482	33,38,271
Haiti and St. Domingo . . . . .	2,841	2,082	3,093	1,791	..
West Indies . . . . .	1,000	479	488	10,539	350
Mexico . . . . .	..	..	..	..	5,791
Nicaragua . . . . .	..	..	..	78	..
Colombia . . . . .	..	..	600	..	..
Panama (including Panama Canal Zone) . . . . .	..	2,500	..	..	10
Dutch Guiana . . . . .	..	2,080	80	..	..
British Guiana . . . . .	583	668	520	600	..
Brazil . . . . .	..	2,100	..	..	4,859
Uruguay . . . . .	..	24,712	953	..	..
Argentine Republic (including the Atlantic Coast of Patagonia) . . . . .	20,918	2,300	..	450	46,725
Chile (including the Pacific Coast of Patagonia) . . . . .	..	..	..	..	1,741
<b>TOTAL AMERICA</b>	<b>51,57,828</b>	<b>50,00,937</b>	<b>43,25,294</b>	<b>22,77,150</b>	<b>34,28,854</b>
<b>AUSTRALIA AND OCEANIA—</b>					
Commonwealth of Australia . . . . .	1,62,003	1,6,141	1,66,184	1,27,298	28,403
Territory of Papua (British New Guinea) . . . . .	..	325	..	..	..
New Zealand . . . . .	13,391	17,729	26,237	13,595	18,920
Fiji Islands . . . . .	16,944	17,784	14,849	19,302	7,364
Hawaii . . . . .	..	2,451	..	..	..
<b>TOTAL AUSTRALIA AND OCEANIA</b>	<b>1,93,328</b>	<b>1,54,430</b>	<b>2,06,770</b>	<b>1,60,995</b>	<b>54,687</b>
<b>GRAND TOTAL</b>	<b>7,12,03,662</b>	<b>5,14,40,875</b>	<b>4,65,86,200</b>	<b>3,21,93,446</b>	<b>3,41,73,500</b>

ABSTRACT TABLES  
IMPORTS and EXPORTS  
(SHARE OF EACH PROVINCE)

( 22 )

No. 8

VALUE of the TOTAL IMPORTS and EXPORTS of MERCHANDISE and TREASURE, exclusive of GOVERNMENT STORES and TREASURE, into and from each PROVINCE of BRITISH INDIA, in each Official Year from 1929-30 to 1933-34.

PROVINCES	IMPORTS					EXPORTS OF INDIAN AND FOREIGN MERCHANDISE				
	1929-30	1930-31	1931-32	1932-33	1933-34	1929-30	1930-31	1931-32	1932-33	1933-34
<b>MERCHANDISE--</b>	R	R	R	R	R	R	R	R	R	R
BENGAL . . . . .	88,87,64,704	61,20,96,789	34,66,08,177	35,43,50,471	32,32,95,421	133,67,42,408	86,74,92,367	64,55,99,859	56,05,47,431	63,69,25,642
BIHAR AND ORISSA . . . . .	..	..	..	..	..	12,540	85,962	4,050	..	..
BOMBAY . . . . .	62,65,81,268	56,03,80,083	49,76,07,176	64,81,64,339	46,13,75,025	74,23,06,131	56,25,34,905	34,35,29,208	25,14,20,367	29,56,58,559
SIND . . . . .	26,47,61,349	19,48,04,711	15,85,93,136	16,26,36,976	12,96,47,462	25,52,31,176	13,07,23,766	12,44,68,273	11,30,00,284	14,22,59,762
MADRAS . . . . .	26,87,74,314	20,70,46,969	15,58,55,383	15,86,69,604	14,31,00,305	45,01,05,463	32,27,37,256	26,25,08,584	23,77,64,975	24,31,33,150
BURMA . . . . .	21,41,37,721	16,46,08,356	10,50,45,193	10,70,31,786	8,56,51,931	39,46,26,124	32,37,92,397	22,93,62,335	19,21,31,363	17,49,45,516
<b>TOTAL</b>	<b>240,79,69,341</b>	<b>164,79,36,863</b>	<b>126,37,14,115</b>	<b>132,58,43,175</b>	<b>115,35,70,144</b>	<b>317,93,23,869</b>	<b>225,63,66,653</b>	<b>160,54,72,354</b>	<b>135,49,14,410</b>	<b>149,73,22,629</b>
<b>TREASURE--</b>										
BENGAL . . . . .	3,65,74,237	4,19,45,115	1,22,75,632	26,61,723	9,45,237	3,375	2,497	13,36,243	1,39,16,835	33,61,633
BOMBAY . . . . .	18,68,02,984	17,91,44,927	4,43,50,799	1,91,04,670	1,01,30,351	1,23,36,953	2,24,41,712	61,21,26,871	60,68,16,363	53,72,31,336
SIND . . . . .	42,67,413	38,60,901	13,79,775	24,32,172	34,45,395	31,05,500	11,25,035	44,33,371	69,04,770	12,33,300
MADRAS . . . . .	4,77,11,409	4,09,77,644	1,39,73,403	53,11,351	50,00,937	5,46,367	6,92,941	53,31,107	4,37,41,743	3,32,40,236
BURMA . . . . .	23,19,331	26,23,103	6,05,406	3,45,420	35,309	1,44,454	10,000	47,31,131	73,10,367	67,31,543
<b>TOTAL</b>	<b>27,76,75,939</b>	<b>28,35,51,296</b>	<b>7,25,30,070</b>	<b>2,99,05,346</b>	<b>1,95,57,779</b>	<b>1,56,37,154</b>	<b>2,42,73,135</b>	<b>62,90,64,223</b>	<b>67,91,92,133</b>	<b>69,18,98,453</b>
<b>TOTAL OF MERCHANDISE AND TREASURE--</b>										
BENGAL . . . . .	37,03,39,031	55,40,41,904	35,88,83,809	35,70,12,194	32,92,40,658	133,67,46,233	86,74,94,864	64,74,36,102	57,44,66,316	64,52,37,280
BIHAR AND ORISSA . . . . .	..	..	..	..	..	12,540	85,962	4,050	..	..
BOMBAY . . . . .	101,23,34,247	74,35,24,935	54,19,57,975	56,22,59,003	47,20,05,376	75,51,93,039	54,49,76,617	35,56,56,074	25,32,36,720	29,29,30,915
SIND . . . . .	26,90,23,667	19,36,65,012	15,99,77,931	16,51,19,147	13,30,93,357	25,73,36,676	13,13,43,301	12,39,07,144	11,99,05,054	14,35,43,362
MADRAS . . . . .	31,64,35,723	24,30,24,313	16,93,33,791	16,39,30,955	15,31,01,292	45,06,51,350	32,34,30,197	26,33,39,601	23,15,08,723	23,63,73,436
BURMA . . . . .	21,99,57,532	16,72,31,465	10,56,50,599	10,73,77,216	8,56,37,240	39,50,70,573	32,23,02,397	23,41,43,516	19,99,91,730	13,10,77,059
<b>TOTAL</b>	<b>268,66,45,270</b>	<b>191,64,33,159</b>	<b>133,63,04,135</b>	<b>135,57,43,321</b>	<b>1,17,31,37,923</b>	<b>319,50,11,1016</b>	<b>223,06,33,333</b>	<b>123,45,36,577</b>	<b>103,41,06,543</b>	<b>103,92,21,031</b>

ABSTRACT TABLES  
IMPORTS and EXPORTS.  
(SHARE OF EACH PROVINCE)

VALUE of the TOTAL IMPORTS and EXPORTS of GOVERNMENT STORES and TREASURE, into and from each PROVINCE of BRITISH INDIA, in each Official Year from 1929-30 to 1933-34.

PROVINCES	IMPORTS					EXPORTS OF INDIAN AND FOREIGN MERCHANDISE				
	1929-30	1930-31	1931-32	1932-33	1933-34	1929-30	1930-31	1931-32	1932-33	1933-34
	R	R	R	R	R	R	R	R	R	R
<b>GOVERNMENT STORES—</b>										
BENGAL . . . . .	2,83,15,904	1,73,25,660	82,39,821	40,00,683	45,76,925	91,00,114	71,70,982	58,89,303	38,21,020	43,41,871
BOMBAY . . . . .	2,92,83,932	1,84,37,143	60,95,100	39,72,564	45,00,936	9,48,158	9,73,249	3,59,471	2,55,888	4,61,612
SIND . . . . .	2,69,18,127	4,15,59,479	2,18,90,587	1,36,26,493	78,91,495	2,91,152	2,53,205	2,15,677	1,04,044	1,37,419
MADRAS . . . . .	26,02,151	23,44,594	38,34,636	15,03,599	13,58,050	17,935	19,556	24,747	40,406	17,083
BURMA . . . . .	19,85,085	30,22,184	26,54,157	12,29,540	11,47,872	2,15,868	2,38,129	60,778	1,37,432	73,757
TOTAL . . . . .	8,91,05,149	8,26,80,069	4,27,14,391	2,43,32,379	1,94,75,278	1,06,73,227	86,55,211	65,49,971	44,19,603	59,81,742
<b>TREASURE—</b>										
BENGAL . . . . .	10,416	..	..	..	..	1,71,62,548	88,55,425	1,61,95,810	1,41,29,193	1,69,78,998
BOMBAY . . . . .	6,31,065	81,900	90,755	7,842	57,436	1,85,83,802	1,18,80,998	1,50,25,232	1,32,94,202	4,47,87,062
BURMA . . . . .	2,174	1,177	..	..	..	..	..	..	..	..
TOTAL . . . . .	6,43,655	83,077	90,755	7,842	57,436	3,57,46,350	1,57,36,413	3,02,21,042	2,74,23,395	6,37,66,455
<b>TOTAL OF STORES AND TREASURE—</b>										
BENGAL . . . . .	2,83,26,320	1,73,25,660	82,39,821	40,00,683	45,76,925	2,62,62,662	1,10,26,407	2,10,85,113	1,79,51,122	2,89,20,264
BOMBAY . . . . .	2,99,14,997	1,85,19,043	61,85,845	39,80,400	45,58,372	1,95,31,480	1,23,54,237	1,53,84,703	1,35,50,090	4,62,48,674
SIND . . . . .	2,69,18,127	4,15,59,479	2,18,90,587	1,36,26,493	78,91,495	2,91,152	2,53,205	2,15,677	1,04,044	1,37,419
MADRAS . . . . .	26,02,151	23,44,594	38,34,636	15,03,599	13,58,050	17,935	19,556	24,747	40,406	17,083
BURMA . . . . .	19,87,200	30,23,361	26,54,157	12,29,540	11,47,872	2,15,868	2,38,129	60,778	1,37,432	73,757
TOTAL . . . . .	8,97,48,804	8,27,72,146	4,28,05,146	2,43,40,721	1,95,32,714	4,63,19,077	2,43,91,624	3,07,71,013	3,18,48,094	6,87,97,107

ABSTRACT TABLES  
TRADE OF EACH PROVINCE  
WITH EACH COUNTRY

( 24 )

No. 10

VALUE of the TOTAL TRADE (IMPORTS, EXPORTS and RE-EXPORTS) in PRIVATE MERCHANDISE  
only of each PROVINCE with each COUNTRY, in each Official Year from 1929-30 to 1933-34.

COUNTRIES	BENGAL					BIHAR AND ORISSA				
	1929-30	1930-31	1931-32	1932-33	1933-34	1929-30	1930-31	1931-32	1932-33	1933-34
EUROPE—										
United Kingdom (including Channel Islands)	74,91,25,032	46,46,28,117	34,87,79,911	32,35,50,420	30,09,55,779	..	..	..	..	..
Irish Free States*	—	—	—	—	15,46,195	..	..	..	..	..
U. S. S. R.	95,66,109	1,33,48,464	1,54,53,781	95,06,048	61,41,039	..	..	..	..	..
Finland	10,23,844	14,44,668	8,25,438	7,34,014	8,08,952	..	..	..	..	..
Latvia	32,482	7,818	16,864	24,294	10,941	..	..	..	..	..
Lithuania	..	..	54,800	..	23,309	..	..	..	..	..
Estonia	10,54,114	12,02,662	7,44,234	5,27,323	8,82,520	..	..	..	..	..
Sweden	75,20,598	57,10,520	39,14,533	43,02,453	47,99,091	..	..	..	..	..
Norway	76,70,392	70,73,890	47,44,701	37,92,102	49,98,911	..	..	..	..	..
Denmark	8,59,837	8,31,192	6,17,723	4,34,765	3,91,833	..	..	..	..	..
Poland (including Danzig)	2,07,979	2,23,068	3,19,928	3,31,342	5,70,899	..	..	..	..	..
Germany	14,26,33,562	8,42,50,491	5,02,07,250	5,40,53,249	5,61,56,665	..	..	..	..	..
Netherlands	2,22,57,115	1,69,70,414	1,01,00,794	1,10,13,272	1,39,48,519	..	..	..	..	..
Belgium	5,08,88,909	3,25,38,677	2,28,37,927	2,27,00,038	2,26,25,872	..	..	..	..	..
Luxemburg	10,44,980	2,74,935	4,19,717	4,78,585	4,75,780	..	..	..	..	..
France	6,41,99,178	3,16,53,451	2,04,23,063	2,15,65,743	2,16,14,272	..	..	..	..	..
Spain	1,88,73,462	90,98,869	74,37,877	81,15,643	60,88,923	..	..	..	..	..
Gibraltar	30,850	48,000	1,276	1,182	..	..	..	..	..	..
Portugal (including Azores and Madeira)	4,18,401	3,90,745	6,83,658	6,00,364	3,74,142	..	..	..	..	..
Switzerland	25,43,410	15,06,903	18,51,258	6,20,958	6,50,891	..	..	..	..	..
Italy (including Fiume)	4,26,28,432	2,53,07,429	1,90,90,696	1,79,89,432	1,99,12,857	..	..	..	..	..
Austria	23,82,572	16,17,774	17,33,511	12,04,319	11,27,515	..	..	..	..	..
Hungary	1,37,448	2,79,251	26,003	6,254	16,913	..	..	..	..	..
Czechoslovakia	34,12,589	20,64,592	11,22,744	13,43,505	23,24,527	..	..	..	..	..
Yugo-Slavia (Kingdom of the Serbs-Croats and Slovenes)	1,94,748	40,001	33,167	1,54,158	29,465	..	..	..	..	..
Bulgaria	6,18,763	6,96,550	4,03,138	1,68,503	1,87,043	..	..	..	..	..
Roumania	5,66,209	1,89,925	1,69,899	3,09,594	21,67,520	..	..	..	..	..
Greece (including Crete)	43,33,512	34,51,235	28,66,290	19,61,124	24,04,790	..	..	..	..	..
Turkey, European	15,76,514	12,31,219	11,87,375	14,92,387	16,35,100	..	..	..	..	..
Turkey, Asiatic	15,81,146	10,48,821	8,44,910	16,08,301	15,01,136	..	..	..	..	..
Other countries	3,100	26,733	20,654	..	8,343	..	..	..	..	..
TOTAL	118,73,75,127	70,71,36,469	52,35,39,226	43,92,50,272	56,43,30,542	..	..	..	..	..
ASIA—										
Cyprus	2,02,384	13,790	60,951	41,193	40,276	..	..	..	..	..
Syria	1,57,542	1,37,296	2,51,818	2,31,106	1,46,230	..	..	..	..	..
Palestine	41,856	55,718	2,71,733	1,75,727	1,43,300	..	..	..	..	..
Aden and Dependencies	54,08,758	44,19,312	57,29,429	46,24,921	41,89,966	..	..	..	..	..
Arabia	36,67,989	28,66,226	18,03,931	22,39,942	14,76,995	..	..	..	..	..
Iraq	48,88,927	18,76,168	9,58,857	5,60,180	6,24,368	..	..	..	..	..
Bahrain Islands	32,01,672	18,67,176	9,68,480	11,50,380	4,08,679	..	..	..	..	..
Iran	65,89,382	33,91,660	15,64,075	15,39,525	10,06,178	..	..	..	..	..
Ceylon (excluding Maldives)	2,21,99,928	1,75,12,434	1,73,98,194	1,63,51,781	1,17,35,712	12,540	35,982	4,050	..	..
Maldives	1,63,022	1,81,840	1,05,879	1,05,912	1,19,532	..	..	..	..	..
Straits Settlements	4,61,82,327	3,09,87,303	2,27,43,435	1,91,40,185	1,95,08,578	..	..	..	..	..
Federated Malay States	8,99,669	6,63,087	5,20,248	3,89,485	3,82,084	..	..	..	..	..
Sumatra	11,00,051	5,92,778	14,97,217	5,61,397	5,60,504	..	..	..	..	..
Java	7,96,54,015	6,09,65,863	3,03,19,125	1,84,26,468	91,60,492	..	..	..	..	..
Borneo (British and Dutch)	1,05,42,092	50,59,486	49,90,368	83,93,392	21,42,694	..	..	..	..	..
Celebes and other Islands	10,49,560	6,74,322	3,16,395	3,89,888	6,62,220	..	..	..	..	..
Siam	99,49,637	60,52,820	56,37,658	35,34,296	82,63,869	..	..	..	..	..
French Indo-China	1,19,13,827	71,19,604	58,07,599	34,40,125	41,62,338	..	..	..	..	..
Philippines	69,35,270	50,84,349	42,30,265	49,73,738	43,87,876	..	..	..	..	..
Japan	11,99,94,955	6,96,12,743	6,99,50,564	7,18,49,751	5,82,96,710	..	..	..	..	..
Formosa	19,34,700	11,70,574	11,50,679	7,96,111	8,95,858	..	..	..	..	..
Hongkong	2,33,30,547	92,97,321	1,25,10,738	1,15,94,550	73,82,558	..	..	..	..	..
China (exclusive of Hongkong and Ma'ao)	1,55,57,332	1,30,99,193	121,76,734	93,73,886	75,18,212	..	..	..	..	..
Other countries	540	31,373	..	..	2,489	..	..	..	..	..
TOTAL	37,23,45,698	24,15,81,874	19,06,04,820	17,48,98,230	14,23,08,266	12,540	36,982	4,050	..	..

\* Separately shown from 1933-34. P. for to 1933-34 included in the United Kingdom.

ABSTRACT TABLES  
TRADE OF EACH PROVINCE  
WITH EACH COUNTRY

No. 10—continued

VALUE of the TOTAL TRADE (IMPORTS, EXPORTS and RE-EXPORTS) in PRIVATE MERCHANDISE  
only of each PROVINCE with each COUNTRY, in each Official Year from 1929-30 to 1933-34—continued

COUNTRIES	BOMBAY					SIND				
	1929-30	1930-31	1931-32	1932-33	1933-34	1929-30	1930-31	1931-32	1932-33	1933-34
	₹	₹	₹	₹	₹	₹	₹	₹	₹	₹
EUROPE—										
United Kingdom (including Channel Islands) . . . . .	37,97,36,887	22,40,80,104	18,04,37,888	17,03,00,539	19,42,29,321	17,77,50,270	13,83,74,639	11,28,42,116	10,07,56,897	10,04,98,768
Irish Free State * . . . . .	—	—	—	—	11,525	—	—	—	—	780
U. S. S. R. . . . .	88,99,103	83,86,307	1,04,50,974	62,15,469	40,01,851	41,56,666	72,73,621	50,89,832	34,56,721	84,94,185
Finland . . . . .	2,43,045	2,00,166	3,83,081	4,29,170	3,04,327	1,89,676	81,326	1,18,106	2,36,539	1,99,776
Estonia . . . . .	1,23,832	30,210	56,127	48,302	1,17,893	47,622	53,489	2,547	13,746	14,224
Latvia . . . . .	1,68,704	2,27,945	87,644	45,242	54,805	3,171	617	302	6,492	8,612
Sweden . . . . .	41,17,205	31,52,582	28,91,373	35,78,479	37,35,716	18,17,738	13,15,748	12,70,691	13,83,485	13,14,722
Norway . . . . .	29,61,482	27,38,230	10,75,264	25,18,325	22,97,384	5,25,136	6,28,399	2,79,077	4,44,033	6,40,398
Denmark . . . . .	6,05,512	3,64,205	8,15,372	10,08,623	5,36,900	2,15,124	2,22,117	1,71,946	2,03,428	1,55,602
Poland (including Danzig) . . . . .	3,46,297	3,15,734	12,93,107	6,27,340	13,64,167	8,74,538	24,79,970	13,70,173	13,58,205	19,47,437
Germany . . . . .	9,80,10,490	7,82,47,772	6,24,38,356	5,93,72,720	5,30,92,031	4,60,56,142	2,89,15,868	2,42,53,933	2,45,91,355	2,83,44,075
Netherlands . . . . .	2,72,29,965	2,35,54,857	1,09,23,988	1,12,10,320	1,40,10,889	1,36,88,704	73,52,699	48,39,449	58,51,575	74,98,384
Belgium . . . . .	7,59,92,971	4,35,47,496	2,38,98,434	2,28,09,811	2,27,94,198	2,00,87,574	1,08,22,492	80,67,510	1,04,93,325	91,18,370
Luxemburg . . . . .	16,74,558	7,44,230	2,40,383	4,03,830	4,43,026	5,76,579	4,18,443	4,42,241	2,47,537	2,95,150
France . . . . .	6,02,08,890	5,40,16,056	3,65,63,975	3,03,88,707	2,69,62,212	2,13,01,129	1,31,61,714	81,37,853	1,17,38,824	1,12,47,074
Spain . . . . .	1,09,68,939	1,10,63,298	51,84,067	43,95,781	67,24,945	59,88,020	50,61,824	21,47,211	32,24,076	31,27,770
Gibraltar	79,742	71,496	60,681	58,165	31,40	28,357	32,079	15,498	17,907	23,046
Portugal (including Azores and Madiera) . . . . .	2,59,377	2,07,234	97,811	1,57,358	1,30,953	97,673	1,36,775	98,174	2,01,993	2,07,048
Malta and Gozo . . . . .	40,785	17,924	14,464	12,159	23,305	6,172	1,672	44	1,415	3,358
Switzerland . . . . .	1,24,03,844	72,74,021	76,33,433	94,24,431	83,82,211	22,01,038	14,07,350	11,23,202	12,57,893	4,87,204
Italy (including Fiume) . . . . .	8,57,51,002	6,05,50,678	4,10,32,885	3,18,52,429	3,45,99,144	3,32,10,202	2,21,89,351	1,77,60,311	2,46,13,436	1,86,26,055
Austria . . . . .	69,12,862	39,54,438	33,19,921	31,08,416	25,65,036	21,27,276	10,44,867	7,34,669	7,01,981	6,14,740
Hungary . . . . .	32,36,161	4,91,926	1,06,427	3,15,351	4,23,804	32,06,441	14,86,981	93,742	84,543	4,59,533
Czechoslovakia . . . . .	92,75,632	50,40,331	45,04,363	46,06,736	41,35,528	15,45,398	10,52,977	9,29,695	11,38,093	13,64,234
Jugo-Slavia (Kingdom of the Serbs-Croats and Slovenes) . . . . .	2,67,749	3,61,336	1,78,065	2,43,269	2,27,433	8,83,208	1,25,846	74,182	1,62,102	1,64,564
Bulgaria . . . . .	2,57,598	82,166	2,44,887	1,10,186	1,08,792	1,08,360	52,327	14,835	..	..
Roumania . . . . .	24,874	..	7,35,569	31,59,465	33,62,584	14,151	..	1,013	1,81,238	5,86,435
Greece (including Crete) . . . . .	740,977	6,12,883	4,10,509	8,39,486	19,63,928	4,92,537	4,70,175	1,15,675	1,74,685	5,37,374
Turkey, European . . . . .	5,16,209	2,41,846	2,63,484	1,77,101	76,988	1,24,771	1,52,285	1,33,710	90,046	2,50,906
Turkey, Asiatic . . . . .	61,55,993	2,79,292	64,469	89,480	1,17,255	..	9,766	..	..	..
Other countries . . . . .	2,190	81,480	90,586	19,860	28,171	..	..	..	..	..
TOTAL . . . . .	79,80,27,318	52,99,58,921	40,26,83,027	37,37,71,035	38,60,17,529	33,71,74,057	25,03,22,357	19,07,12,737	19,90,85,825	19,12,20,954
ASIA—										
Cyprus . . . . .	2,64,843	90,681	94,940	56,391	1,80,301	30	79	24	912	160
Syria . . . . .	20,13,128	17,21,041	17,12,426	13,97,231	16,82,409	74,115	88,954	83,583	341	19,716
Palestine . . . . .	2,99,238	3,11,388	3,98,913	4,37,065	4,20,855	310	3,116	8,118	19,439	9,897
Aden and Dependencies	1,24,24,360	1,02,90,933	63,48,682	52,95,327	58,30,521	15,37,110	14,47,791	9,17,068	5,74,386	3,64,842
Maskat Territory and Trucial Oman . . . . .	61,36,227	44,16,135	43,77,709	34,75,964	38,47,059	47,78,583	41,99,958	33,53,567	27,99,131	25,79,632
Other Native States in Arabia . . . . .	81,37,347	58,69,743	45,03,292	33,13,778	29,38,199	23,70,281	18,04,956	10,58,337	12,05,911	4,18,631
Iraq . . . . .	1,80,81,064	1,61,90,758	1,21,72,699	84,33,054	79,18,307	50,06,824	33,29,900	34,24,422	23,04,640	15,71,466
Bahrain Islands . . . . .	65,81,858	36,85,218	39,04,347	28,97,861	26,48,626	27,14,750	21,03,677	18,42,329	15,56,283	9,59,334
Iran . . . . .	3,48,22,558	2,47,11,200	2,80,41,959	1,95,90,096	1,62,60,599	82,32,165	82,90,444	76,88,044	25,19,037	25,09,509
Henzam Island . . . . .	99,006	1,14,371	81,041	53,036	81,420	24,449	16,407	8,511	1,121	2,175
Ceylon (excluding Maldives) . . . . .	87,00,339	70,97,702	67,46,753	70,69,848	87,22,325	23,25,898	23,71,618	20,12,422	30,23,655	25,46,051
Maldives . . . . .	1,065	7,275	3,392	224	..	77,975	..	24,144	..	..
Straits Settlements . . . . .	1,72,34,472	99,23,160	88,96,819	89,97,629	79,85,061	3,93,120	7,91,238	2,80,232	2,64,384	3,44,293
Federated Malay States . . . . .	18,900	11,149	13,031	34,905	30,294	..	..	150	3,378	..
Sumatra . . . . .	3,74,823	4,265	88,405	6,41,470	3,737	..	3,925	11,137	3,50,145	..
Java . . . . .	2,92,38,167	2,24,56,497	38,34,994	99,55,049	84,35,261	2,45,56,139	2,10,45,734	60,71,802	60,92,369	34,84,975
Borneo (British and Dutch) . . . . .	3,20,687	16,97,599	39,74,037	19,12,047	20,88,113	10,76,267	13,59,786	6,41,270	7,23,530	6,09,578
Celebes and other Islands . . . . .	11,54,021	61,56,882	1,829	8,29,638	1,200	2,268	7,276	1,386	..	7,336
Siam . . . . .	48,80,992	40,23,533	27,20,148	16,48,618	20,23,974	42,587	44,120	20,835	4,223	815
French Indo-China . . . . .	28,79,643	4,85,339	14,56,392	1,518	9,32,422	3,57,800	..	7,099	70,719	3,57,814
Philippines . . . . .	2,32,865	80,508	91,766	70,420	80,573	665	13,189	2,879	314	1,680
Japan . . . . .	32,18,08,339	23,42,89,725	14,32,74,238	18,23,41,218	15,87,26,705	5,45,93,681	3,03,24,361	8,19,37,396	3,61,59,794	3,81,48,209
Hongkong . . . . .	47,98,496	52,63,524	83,03,251	81,87,963	28,55,320	5,93,142	5,87,783	5,93,126	4,82,213	3,35,958
China (exclusive of Hongkong and Malacca) . . . . .	3,97,52,138	7,77,31,557	5,33,72,244	2,80,39,420	3,29,18,782	2,14,65,628	86,25,254	85,58,724	22,75,827	72,89,523
Other countries . . . . .	9,270	14,865	62,717	28,342	3,745	..	..	..	..	..
TOTAL . . . . .	57,08,04,252	43,66,43,542	29,69,75,581	28,96,39,957	26,45,45,642	13,01,70,982	3,73,80,114	8,40,41,668	6,04,97,161	6,15,03,249

\* Separately shown from 1933-34. Prior to 1933-34 included in the United Kingdom.



ABSTRACT TABLES  
TRADE OF EACH PROVINCE  
WITH EACH COUNTRY

( 26 )

No. 10—continued

VALUE of the TOTAL TRADE (IMPORTS, EXPORTS and RE-EXPORTS) in PRIVATE MERCHANDISE  
only of each PROVINCE with each COUNTRY, in each Official Year from 1929-30 to 1933-34—continued

COUNTRIES	MADRAS					BURMA				
	1929-30	1930-31	1931-32	1932-33	1933-34	1929-30	1930-31	1931-32	1932-33	1933-34
EUROPE— United Kingdom (including Channel Islands)	26,56,86,768	30,00,02,868	17,46,22,833	17,79,55,334	18,03,73,429	15,69,44,251	11,78,26,915	8,66,38,743	8,63,00,862	8,18,74,546
Irish Free State*	—	—	—	—	99,280	—	—	—	—	1,195
U. S. S. E.	47,40,722	68,99,043	28,07,254	43,44,777	34,46,064	4,37,637	5,25,170	1,27,002	3,28,951	1,10,817
Finland	2,30,859	2,63,411	1,99,005	3,06,308	3,84,828	1,86,785	1,05,132	6,13,480	2,46,389	3,13,151
Estonia	11,735	3,120	21,639	10,134	32,604	17,687	20,943	19,977	4,227	14,279
Latvia	1,51,813	99,503	49,807	15,727	26,314	90,051	11,038	52,887	6,007	..
Sweden	26,61,732	17,59,076	18,76,039	16,26,900	23,64,553	21,96,099	14,33,256	9,35,939	10,95,907	11,63,725
Norway	24,74,908	32,37,489	22,91,706	22,67,682	16,49,179	8,88,651	5,55,537	2,93,092	7,53,469	3,05,817
Lithuania	..	..	83,064	81,028	31,931	..	..	..	..	..
Denmark	9,32,812	6,95,351	12,09,052	10,11,217	19,04,803	2,26,044	5,62,844	3,44,998	4,13,335	2,70,974
Poland (including Danzig)	1,22,494	2,72,138	1,02,856	1,40,973	1,97,058	11,52,338	35,71,441	33,10,231	11,93,570	12,31,012
Germany	7,76,94,077	4,39,38,157	3,31,88,530	2,60,99,557	2,76,85,388	5,80,61,319	3,31,36,273	2,57,12,568	2,34,30,453	2,23,83,509
Netherlands	4,17,47,743	3,30,32,067	2,35,47,326	1,87,10,597	1,63,90,670	2,41,86,987	1,85,88,175	1,23,15,041	92,97,438	74,55,586
Belgium	2,47,15,872	1,44,20,381	1,04,77,948	1,07,23,780	92,68,578	1,88,59,004	1,50,28,979	93,88,826	75,63,255	72,66,700
Luxemburg	10,08,090	2,31,188	2,49,752	1,77,695	1,90,290	2,08,177	99,362	49,336	38,451	22,530
France	5,65,48,087	3,30,80,168	3,17,97,120	3,03,39,039	2,84,42,790	38,86,255	37,91,973	16,86,383	15,53,702	12,14,605
Spain	11,22,485	2,93,457	1,41,402	2,15,570	1,67,505	20,89,589	12,04,722	4,39,323	2,23,319	92,018
Gibraltar	2,399	100	2,155	238	..	2,77,937	2,044	237	1,089	2,136
Portugal (including Azores and Madeira)	27,782	64,553	60,018	88,666	2,44,450	17,76,835	5,48,477	1,06,370	1,76,181	71,768
Malta and Gozo	..	900	3,863	14,134	4,865	195	32	934	31,800	63,191
Switzerland	16,01,364	9,79,653	9,16,651	5,68,241	5,82,394	25,53,125	15,71,146	7,58,193	10,92,787	2,55,524
Italy (including Fiume)	1,41,11,780	1,02,24,749	75,99,176	72,27,241	93,19,865	1,00,74,307	71,20,963	64,19,244	61,00,890	48,57,935
Austria	12,66,059	10,36,515	10,21,235	8,07,799	7,03,963	6,76,000	5,06,385	3,64,132	5,29,035	2,39,591
Hungary	3,98,743	1,12,360	62,100	88,549	1,10,832	1,57,441	95,153	36,438	23,192	45,933
Czechoslovakia	18,15,613	11,82,616	5,59,975	5,75,710	3,69,059	3,64,738	5,50,891	2,53,770	2,38,852	2,97,654
Jugo-Slavia (Kingdom of the Serbs-Croats and Slovenes)	1,07,265	65,173	2,19,045	1,87,607	1,40,874	434	24,464	27,909	22,967	26,816
Bulgaria	3,500	14,575	21,474	7,474	1,350	11,958	11,100	8,773	3,721	..
Greece (including Crete)	62,978	40,327	65,590	76,366	47,908	17,780	30,414	10,033	11,671	4,234
Roumania	..	2,400	17,621	12,780	3,190	1,43,300	11,064	10,533	33,856	3,039
Turkey, European	12,435	81,746	23,439	29,866	47,296	56,862	96,505	49,048	29,172	6,531
Turkey, Asiatic	5,19,791	1,04,135	1,52,199	1,73,754	2,13,215	3,34,891	34,816	63,445	18,137	10,140
TOTAL	49,96,90,296	36,32,42,330	29,36,84,874	28,88,39,939	29,40,15,486	28,58,77,237	20,71,75,214	14,94,95,939	14,10,23,793	12,96,09,951
ASIA—										
Cyprus	335	8,732	1,571	4,133	5,177	18,998	15,602	17,715	24,439	23,468
Syria	26,896	12,741	29,179	5,226	5,420	2,225	..	3,413	..	589
Palestine	3,077	11,635	10,938	2,19,073	6,29,730	11,945	6,257	2,757	18,148	12,372
Aden and Dependencies	1,48,819	2,26,398	3,27,331	3,74,309	2,97,376	4,65,404	1,34,156	2,27,470	2,40,656	6,56,166
Iraq	12,95,117	9,81,959	6,31,271	8,37,177	4,05,993	1,05,714	71,133	63,409	17,495	40,031
Mascat Territory and Trucial Oman	1,81,342	75,339	33,033	93,764	28,999	430	3,840	..	1,439	40,071
Other Native States in Arabia	3,39,575	2,56,038	1,50,646	1,99,473	2,96,774	24,97,251	9,14,242	4,33,246	3,78,850	7,55,323
Bahrain Islands	8,47,474	7,32,008	1,67,255	33,654	64,609	25,094	10,934	2,493	2,016	69,330
Iran	54,21,867	39,58,721	24,22,878	33,09,096	28,47,484	27,12,359	24,53,136	11,74,940	7,10,937	2,82,501
Ceylon (including Maldives)	7,03,01,153	6,14,93,279	3,92,48,987	3,50,48,325	3,24,19,717	4,71,27,277	3,87,39,689	2,82,26,564	2,50,65,050	2,11,62,552
Maldives	25,314	17,443	56,904	31,495	22,010	..	..	..	..	3,340
Straits Settlements	2,43,91,265	1,58,97,318	1,21,76,801	97,62,138	79,53,347	5,31,84,219	4,61,78,694	3,25,36,182	2,65,57,820	2,51,37,956
Federated Malay States	37,54,258	26,43,716	17,33,159	11,27,056	11,28,171	93,77,096	31,16,769	43,69,290	39,13,094	29,29,153
Sumatra	3,03,992	2,46,977	4,14,090	6,22,036	11,40,138	1,76,05,925	1,43,91,620	63,99,790	43,50,512	41,13,213
Java	1,03,92,735	1,44,65,597	1,29,23,670	61,67,445	61,50,103	2,64,61,323	99,39,008	78,26,341	41,28,861	23,56,951
Borneo (British and Dutch)	88,993	6,25,132	11,42,456	11,66,404	13,97,334	5,15,763	3,424	3,551	7,377	10,237
Celebes and other Islands	1,513	2,513	1,200	49	1,379	26,502	47,376	5,654	29,024	27,134
Dutch New Guinea	..	..	10,37,223	16,81,523	136	..	..	..	..	..
Siam	1,44,633	3,23,300	4,75,995	13,57,330	32,94,399	16,41,166	13,99,761	7,37,399	2,96,705	1,60,835
French Indo-China	20,02,410	9,93,572	21,50,726	22,30,992	22,33,479	1,037	32,767	1,200	1,420	4,004
Philippines	7,766	10,000	23,553	20,279	16,440	3,38,761	3,41,464	89,196	18,700	11,562
Japan	2,49,98,768	1,63,12,651	1,18,49,131	1,68,34,320	1,42,19,073	4,02,63,673	3,36,67,311	2,62,19,435	3,89,14,237	2,34,59,043
Korea	..	..	..	..	..	30,46,234	5,50,536	..	..	..
Formosa	..	..	..	..	..	40,29,245	..	..	7,94,266	49,96,526
Hongkong	1,74,373	3,08,111	4,61,231	1,43,359	21,037	83,14,195	1,00,46,024	72,62,526	43,60,398	..
China (including Hongkong and Macao)	87,62,115	59,54,063	42,31,229	45,72,905	31,19,228	3,59,98,459	6,02,30,537	3,05,29,532	3,10,98,441	1,66,27,263
TOTAL	16,31,99,150	12,55,63,031	9,18,00,582	8,68,23,961	7,07,64,423	25,37,72,738	22,72,94,938	14,61,32,156	13,09,21,910	10,29,37,534

\*Separately shown from 1933-34 formerly included in the United Kingdom.

ABSTRACT TABLES  
TRADE OF EACH PROVINCE  
WITH EACH COUNTRY

No. 10—continued

VALUE of the TOTAL TRADE (IMPORTS, EXPORTS and RE-EXPORTS) in PRIVATE MERCHANDISE  
only of each PROVINCE with each COUNTRY, in each Official Year from 1929-30 to 1933-34—continued

COUNTRIES	BENGAL					BIHAR AND ORISSA				
	1929-30	1930-31	1931-32	1932-33	1933-34	1929-30	1930-31	1931-32	1932-33	1933-34
	₹	₹	₹	₹	₹	₹	₹	₹	₹	₹
<b>AFRICA AND ADJACENT ISLANDS—</b>										
Egypt . . . . .	2,47,41,066	2,91,57,240	1,18,62,901	75,38,359	90,49,660	..	..	..	..	..
Other countries in North Africa	7,04,789	2,58,558	1,62,099	1,71,527	1,98,900	..	..	..	..	..
West Africa . . . . .	12,32,902	18,35,676	16,07,146	21,65,202	29,12,993	..	..	..	..	..
Union of South Africa . . . . .	1,64,51,778	1,38,92,921	1,07,56,413	97,30,512	86,00,400	..	..	..	..	..
Portuguese East Africa . . . . .	69,72,267	67,32,658	59,88,617	51,77,723	55,22,670	..	..	..	..	..
Madagascar and Kerguelon . . . . .	8,89,045	4,09,079	2,59,820	3,10,121	4,48,300	..	..	..	..	..
Réunion . . . . .	..	58,343	..	..	..	..	..	..	..	..
Tanganyika Territory . . . . .	4,11,199	2,79,800	1,26,248	1,17,803	2,58,404	..	..	..	..	..
Kenya Colony (including Zanzibar and Pemba) . . . . .	48,86,826	35,56,206	32,35,203	22,65,936	30,96,156	..	..	..	..	..
Italian East Africa (Eritrea and Somaliland) . . . . .	12,84,125	22,34,466	9,31,596	12,64,605	3,95,582	..	..	..	..	..
Somaliland Protectorate . . . . .	6,26,562	2,99,074	1,66,911	1,92,389	70,274	..	..	..	..	..
East Africa (other ports) . . . . .	5,30,103	4,12,616	2,08,216	2,77,281	1,94,308	..	..	..	..	..
Anglo-Egyptian Sudan . . . . .	31,02,037	15,72,907	7,59,250	9,36,068	12,46,794	..	..	..	..	..
Mauritius and Dependencies (in- cluding Seychelles) . . . . .	80,99,900	61,12,507	56,22,503	36,75,298	42,16,384	..	..	..	..	..
Other countries . . . . .	3,731	10,837	..	167	1,358	..	..	..	..	..
<b>TOTAL</b>	<b>6,98,36,283</b>	<b>6,68,23,072</b>	<b>4,07,86,428</b>	<b>3,48,22,991</b>	<b>3,42,12,693</b>	..	..	..	..	..
<b>AMERICA—</b>										
Canada . . . . .	2,80,68,454	1,87,68,748	1,41,28,250	1,60,16,623	1,87,38,643	..	..	..	..	..
United States of America . . . . .	34,29,04,115	21,28,46,923	14,55,29,811	10,56,21,813	12,32,32,780	..	..	..	..	..
Mexico . . . . .	8,67,289	4,16,203	1,13,701	4,12,016	1,61,719	..	..	..	..	..
West Indies . . . . .	2,52,48,679	1,33,03,600	97,09,064	84,75,768	76,28,045	..	..	..	..	..
Central America . . . . .	4,26,241	1,98,570	2,32,470	2,01,275	2,16,122	..	..	..	..	..
South America . . . . .	9,97,06,261	5,04,51,997	2,84,94,707	3,66,08,772	3,29,17,835	..	..	..	..	..
<b>TOTAL</b>	<b>49,72,21,089</b>	<b>29,89,36,041</b>	<b>19,32,08,003</b>	<b>16,73,36,292</b>	<b>18,28,95,144</b>	..	..	..	..	..
<b>AUSTRALIA AND OCEANIA—</b>										
Commonwealth of Australia (in- cluding New Zealand, Fiji Islands and Territory of Papua)	8,92,44,333	6,18,51,367	4,10,67,799	4,61,78,165	3,86,17,915	..	..	..	..	..
Oceania . . . . .	41,84,782	37,10,338	29,44,891	24,07,918	23,56,631	..	..	..	..	..
<b>TOTAL</b>	<b>9,34,29,065</b>	<b>6,50,61,700</b>	<b>4,40,12,690</b>	<b>4,85,86,083</b>	<b>4,09,74,546</b>	..	..	..	..	..
<b>GRAND TOTAL</b>	<b>217,05,07,202</b>	<b>137,95,99,156</b>	<b>99,22,11,167</b>	<b>91,48,03,847</b>	<b>96,52,21,190</b>	<b>12,540</b>	<b>35,982</b>	<b>4,050</b>	..	..

ABSTRACT TABLES  
TRADE OF EACH PROVINCE  
WITH EACH COUNTRY

( 28 )

No. 10—continued

VALUE of the TOTAL TRADE (IMPORTS, EXPORTS and RE-EXPORTS) in PRIVATE MERCHANDISE only of each PROVINCE with each COUNTRY, in each Official Year from 1929-30 to 1933-34—continued

COUNTRIES	BOMBAY					SIND				
	1929-30	1930-31	1931-32	1932-33	1933-34	1929-30	1930-31	1931-32	1932-33	1933-34
	R	R	R	R	R	R	R	R	R	R
<b>AFRICA AND ADJACENT ISLANDS—</b>										
Egypt . . . . .	70,20,377	2,66,31,202	1,54,64,410	90,09,841	60,68,662	31,30,117	20,52,339	9,31,140	8,01,766	5,07,779
Tripoli (Libya) . . . . .	12,986	439	46,767	35,572	32,214	..	..	..	..	..
Tunis . . . . .	81,064	3,534	275	2,008	6,987	..	..	..	..	..
Other countries in North Africa	13,095	5,038	20,818	48,746	51,235	..	4,087	..	..	132
Union of South Africa . . . . .	53,61,678	34,00,116	18,64,666	13,10,738	12,80,538	6,16,360	5,35,770	2,24,339	1,09,73	3,81,196
Portuguese East Africa . . . . .	50,81,342	43,11,124	40,58,669	43,80,337	39,36,994	11,785	1,02,706	3,174	10,530	2,06,049
Madagascar and Kerguelon . . . . .	19,240	33,221	35,006	12,540	13,730	8	5,730	..	..	1,768
Réunion . . . . .	23,691	45,849	17,298	38,282	14,173	..	..	..	..	..
Zanzibar and Pemba . . . . .	77,30,981	55,27,542	51,00,935	41,59,050	38,18,492	20,028	52,826	19,604	10,277	3,039
Tanganyika Territory . . . . .	50,04,109	44,23,191	36,24,039	27,99,099	35,38,007	10,058	19,098	6,310	2,005	904
Mauritius and Dependencies (including Seychelles) . . . . .	27,41,366	17,92,960	16,20,462	18,70,118	10,90,760	6,23,058	9,30,539	3,89,911	3,16,353	94,250
Kenya Colony . . . . .	3,57,34,777	3,38,59,498	3,56,03,531	2,09,33,217	2,34,02,281	1,20,975	1,99,597	1,26,295	40,966	20,364
Uganda Protectorate . . . . .	3,24,501	2,79,059	1,67,127	1,03,546	1,12,010	2	..	..	..	..
Italian East Africa (Eritrea and Somaliland) . . . . .	17,64,167	5,60,484	4,66,598	3,72,051	2,71,453	9,70,940	6,22,110	4,97,901	3,25,954	1,90,910
Somaliland Protectorate . . . . .	93,099	61,040	68,839	85,925	14,658	1,08,417	1,27,911	48,182	17,662	13,268
French Somaliland . . . . .	12,59,978	9,95,635	16,86,760	13,90,470	10,65,772	1,60,398	97,333	73,037	40,331	3,241
Anglo-Egyptian Sudan . . . . .	20,80,502	14,47,519	26,06,995	75,10,224	23,55,901	..	..	8,04,234	4,33,330	59,173
Socotra * . . . . .	—	—	—	—	15,301	—	—	—	—	..
Other Countries . . . . .	9,101	5,320	8,353	10,241	20,369	..	..	..	2,985	182
<b>TOTAL</b>	<b>7,43,05,577</b>	<b>8,24,42,771</b>	<b>7,28,47,537</b>	<b>5,40,78,005</b>	<b>4,77,62,551</b>	<b>57,90,848</b>	<b>53,50,764</b>	<b>31,16,147</b>	<b>17,60,945</b>	<b>15,84,564</b>
<b>AMERICA—</b>										
Canada . . . . .	1,96,44,623	46,52,164	16,20,003	14,19,156	34,71,187	39,48,517	23,60,607	9,59,942	6,67,655	7,80,258
United States of America . . . . .	3,29,48,091	6,81,99,121	6,20,38,000	7,07,19,031	5,04,73,350	3,84,54,065	2,97,11,596	2,41,70,607	1,27,22,971	1,63,84,279
West Indies . . . . .	1,19,102	82,395	78,600	41,127	32,140	13,110	8,052	16,669	9,478	2,520
Mexico . . . . .	..	..	400	3,46,509	78,582	..	..	..	1,65,653	2,34,123
South America . . . . .	2,10,352	3,10,537	34,228	28,846	53,672	15,262	17,455	5,333	5,38,760	51,914
Other Countries . . . . .	29,206	6,875	81,575	4,389	500	..	246	..	..	..
<b>TOTAL</b>	<b>10,29,51,374</b>	<b>7,32,01,142</b>	<b>6,39,58,112</b>	<b>7,25,58,558</b>	<b>5,41,09,431</b>	<b>4,24,80,954</b>	<b>3,18,97,756</b>	<b>2,51,32,551</b>	<b>1,41,04,517</b>	<b>1,74,59,094</b>
<b>AUSTRALIA AND OCEANIA—</b>										
Commonwealth of Australia (including New Zealand and Fiji Islands) . . . . .	2,27,44,053	96,60,066	56,70,457	45,27,741	41,93,031	44,26,986	5,07,489	63,166	1,82,811	1,39,363
Hawaii . . . . .	4,820	10,501	6,685	5,000	3,500	..	..	..	..	..
<b>TOTAL</b>	<b>2,27,48,873</b>	<b>96,70,567</b>	<b>56,77,122</b>	<b>45,32,741</b>	<b>41,96,531</b>	<b>44,26,986</b>	<b>5,07,489</b>	<b>63,166</b>	<b>1,82,811</b>	<b>1,39,363</b>
<b>GRAND TOTAL</b>	<b>156,89,37,391</b>	<b>173,19,34,943</b>	<b>164,11,36,379</b>	<b>170,45,74,606</b>	<b>175,75,31,684</b>	<b>151,99,62,425</b>	<b>137,56,23,477</b>	<b>128,50,06,469</b>	<b>127,56,37,259</b>	<b>127,19,07,224</b>

\* Separately shown from 1933-34. Prior to 1933-34 included in Aden and Dependencies.

ABSTRACT TABLES  
TRADE OF EACH PROVINCE  
WITH EACH COUNTRY

No. 10—concluded

VALUE of the TOTAL TRADE (IMPORTS, EXPORTS and RE-EXPORTS) in PRIVATE MERCHANDISE  
only of each PROVINCE with each COUNTRY, in each Official Year from 1929-30 to 1933-34—concluded

COUNTRIES	MADRAS					BURMA				
	1929-30	1930-31	1931-32	1932-33	1933-34	1929-30	1930-31	1931-32	1932-33	1933-34
<b>AFRICA AND ADJACENT ISLANDS—</b>										
Egypt . . . . .	23,28,457	4,25,335	3,72,985	8,97,872	9,60,670	74,79,948	27,60,522	83,98,839	41,04,241	32,28,034
Other Countries in North Africa	53,185	31,553	34,503	67,953	31,816	2,300	..	6,819	..	213
West Africa . . . . .	2,24,148	2,97,717	6,38,098	8,01,905	9,14,342	503	3,77,359	1,41,948	81,593	40,762
Union of South Africa . . . . .	22,91,706	20,06,330	16,19,670	14,01,425	18,13,332	41,91,411	44,02,487	23,18,952	18,21,853	26,80,120
Portuguese East Africa . . . . .	10,032	5,412	56,038	1,97,135	7,65,477	15,89,029	10,34,606	10,09,000	9,21,739	18,56,642
Réunion . . . . .	..	..	..	400	..	..	..	..	1,78,572	..
Kenya Colony (including Zanzibar and Pemba) . . . . .	1,26,154	74,756	55,846	1,69,048	1,87,369	29,23,614	19,10,998	11,32,904	9,00,384	11,76,332
Mauritius and Dependencies (in- cluding Seychelles) . . . . .	1,54,877	1,26,509	92,140	1,05,238	38,738	55,62,627	30,34,530	21,22,774	27,87,658	19,40,820
Italian East Africa (Eritrea and Somalland) . . . . .	2,709	6,480	..	..	..	2,85,165	1,88,850	2,89,170	4,06,365	1,37,059
Somalland (British and French)	..	1,321	1,092	200	6,662	..	672	48,154	40,721	1,94,648
Other countries . . . . .	1,427	..	..	1,145	1,628	3,000	..	23,589	..	3,609
<b>TOTAL</b>	<b>51,92,695</b>	<b>30,35,422</b>	<b>28,70,376</b>	<b>36,41,816</b>	<b>44,29,029</b>	<b>2,20,86,597</b>	<b>1,46,40,154</b>	<b>1,55,11,188</b>	<b>1,13,02,426</b>	<b>1,12,73,138</b>
<b>AMERICA—</b>										
Canada . . . . .	33,45,007	26,13,415	10,86,740	3,65,695	12,91,218	25,28,358	20,43,728	12,31,430	11,76,449	13,46,502
United States of America . . . . .	4,37,18,755	3,28,69,937	2,77,17,026	1,61,89,806	1,79,19,938	2,40,22,279	1,95,24,774	1,19,80,517	70,60,064	81,07,198
British West India Islands ex- cluding Bahamas . . . . .	..	640	27,752	4,834	25,831	31,51,506	15,91,607	15,39,191	11,19,335	12,18,847
Argentine Republic (including the Atlantic Coast of Pata- gonia) . . . . .	1,39,430	1,46,946	8,795	13,045	13,299	13,60,108	12,83,748	2,71,522	3,45,657	2,51,442
West Indies . . . . .	..	2,133	..	..	..	1,06,07,621	94,25,151	47,92,766	27,43,912	23,08,026
Chile (including the Pacific Coast of Patagonia) . . . . .	4,60,495	3,60,828	..	3,289	4,539	10,69,250	4,51,500	3,27,600	71,984	1,70,739
Mexico . . . . .	5,525	..	..	43,360	2,600	1,84,275	3,81,850	6,31,866	13,66,674	2,73,000
Colombia . . . . .	1,967	..	..	..	60	2,19,310	3,03,755	2,28,026	5,810	7,62,300
Uruguay . . . . .	..	..	..	..	..	2,148	12,075	..	..	..
Other countries . . . . .	10,630	6,451	3,218	3,846	7,685	..	80,713	1,12,304	69,552	78,938
<b>TOTAL</b>	<b>4,81,81,809</b>	<b>3,60,00,350</b>	<b>2,87,93,531</b>	<b>1,66,23,855</b>	<b>1,92,65,170</b>	<b>4,31,42,855</b>	<b>3,50,98,898</b>	<b>2,11,24,212</b>	<b>1,39,48,827</b>	<b>1,45,16,028</b>
<b>AUSTRALIA AND OCEANIA—</b>										
Commonwealth of Australia (including New Zealand and Fiji Islands) . . . . .	29,15,919	19,01,495	13,11,654	19,94,674	17,60,345	31,84,241	27,74,048	19,51,701	18,75,868	15,30,294
Territory of Papua (Br. New Guinea) . . . . .	..	..	..	..	..	3,83,261	6,92,608	1,41,568	1,85,415	1,01,442
Oceania . . . . .	28	1,497	..	634	..	..	7,199	75	..	..
<b>TOTAL</b>	<b>29,15,947</b>	<b>19,02,992</b>	<b>12,14,654</b>	<b>19,95,308</b>	<b>17,60,345</b>	<b>40,67,502</b>	<b>34,73,820</b>	<b>20,93,339</b>	<b>20,11,283</b>	<b>16,31,736</b>
<b>GRAND TOTAL</b>	<b>71,88,79,797</b>	<b>62,98,34,225</b>	<b>41,83,63,967</b>	<b>56,64,34,579</b>	<b>61,92,34,453</b>	<b>67,89,56,949</b>	<b>48,76,83,024</b>	<b>33,44,07,578</b>	<b>29,92,13,149</b>	<b>25,99,97,447</b>

**ABSTRACT TABLES**  
**BENGAL—BIHAR AND ORISSA—BOMBAY**  
**TRADE AT EACH PORT.**

( 30 )

No. 11

*VALUE of the TOTAL IMPORTS and EXPORTS of MERCHANDISE and TREASURE (exclusive of GOVERNMENT STORES and TREASURE), at each PORT in BRITISH INDIA, distinguishing INDIAN and FOREIGN MERCHANDISE EXPORTED, in each Official Year from 1929-30 to 1933-34.*

PORT	IMPORTS					EXPORTS				
	1929-30	1930-31	1931-32	1932-33	1933-34	1929-30	1930-31	1931-32	1932-33	1933-34
	R	R	R	R	R	R	R	R	R	R
<b>BENGAL—</b>										
<b>CALCUTTA (Chief Port)—</b>										
Merchandise	{ Indian . . . . .	..	..	..	..	..	..	..	..	..
	{ Foreign . . . . .	81,30,75,265	40,86,17,433	83,84,07,037	34,71,04,610	32,12,83,140	126,47,20,797	80,72,60,284	57,81,74,417	61,92,37,575
TOTAL	81,30,75,265	40,86,17,433	83,84,07,037	34,71,04,610	32,12,83,140	127,02,04,014	81,14,99,107	58,34,07,021	62,24,72,409	58,45,99,788
Treasure . . . . .	3,65,74,287	4,19,45,115	1,22,75,682	26,61,723	9,45,237	3,875	2,497	18,86,243	1,39,18,885	83,61,638
TOTAL	84,96,49,552	54,05,62,548	85,06,82,719	34,97,66,333	32,22,28,377	127,02,07,889	81,15,01,604	68,52,93,264	63,63,91,294	60,29,61,426
<b>CHITTAGONG—</b>										
Merchandise	{ Indian . . . . .	..	..	..	..	6,63,06,184	5,59,14,993	6,21,70,461	3,80,74,269	5,22,57,686
	{ Foreign . . . . .	2,06,89,529	1,34,79,356	82,01,140	72,45,861	70,12,281	52,210	78,267	13,377	763
TOTAL	2,06,89,529	1,34,79,356	82,01,140	72,45,861	70,12,281	6,64,48,394	5,59,93,260	6,21,92,838	3,80,75,022	5,23,25,854
<b>TOTAL OF ALL SUBORDINATE PORTS—</b>										
Merchandise	{ Indian . . . . .	..	..	..	..	6,63,06,184	5,59,14,993	6,21,70,461	3,80,74,269	5,22,57,686
	{ Foreign . . . . .	2,06,89,529	1,34,79,356	82,01,140	72,45,861	70,12,281	52,210	78,267	13,377	763
TOTAL	2,06,89,529	1,34,79,356	82,01,140	72,45,861	70,12,281	6,64,48,394	5,59,93,260	6,21,92,838	3,80,75,022	5,23,25,854
<b>TOTAL OF ALL PORTS IN BENGAL—</b>										
Merchandise	{ Indian . . . . .	..	..	..	..	133,11,25,981	86,31,75,277	64,03,53,878	55,73,11,844	63,34,08,102
	{ Foreign . . . . .	83,37,64,794	51,20,96,789	34,66,08,177	35,43,50,471	32,82,95,421	56,16,427	43,17,090	52,46,981	32,36,587
TOTAL	83,37,64,794	51,20,96,789	34,66,08,177	35,43,50,471	32,82,95,421	133,67,42,408	86,74,92,867	64,55,99,859	56,05,47,431	63,66,25,642
Treasure . . . . .	3,65,74,287	4,19,45,115	1,22,75,682	26,61,723	9,45,237	3,875	2,497	18,86,243	1,39,18,885	83,61,638
TOTAL	87,03,39,081	55,40,41,904	35,88,83,859	35,70,12,194	32,92,40,658	133,67,46,283	86,74,94,864	64,74,86,102	57,44,66,316	64,52,87,280
<b>BIHAR AND ORISSA—</b>										
<b>BALASORE (Chief Port)—</b>										
Merchandise	{ Indian . . . . .	..	..	..	..	12,540	35,982	4,050	..	..
	{ Foreign . . . . .	..	..	..	..	..	..	..	..	..
TOTAL	..	..	..	..	..	12,540	35,982	4,050	..	..
<b>TOTAL OF ALL SUBORDINATE PORTS—</b>										
Merchandise	{ Indian . . . . .	..	..	..	..	..	..	..	..	..
	{ Foreign . . . . .	..	..	..	..	..	..	..	..	..
TOTAL	..	..	..	..	..	..	..	..	..	..
<b>TOTAL OF ALL PORTS IN BIHAR AND ORISSA—</b>										
Merchandise	{ Indian . . . . .	..	..	..	..	12,540	35,982	4,050	..	..
	{ Foreign . . . . .	..	..	..	..	..	..	..	..	..
TOTAL	..	..	..	..	..	12,540	35,982	4,050	..	..
<b>BOMBAY—</b>										
<b>BOMBAY (Chief Port)—</b>										
Merchandise	{ Indian . . . . .	..	..	..	..	60,70,88,273	53,02,18,733	31,50,95,935	23,16,60,005	27,33,83,828
	{ Foreign . . . . .	82,63,68,911	56,93,20,130	49,75,42,932	54,30,07,765	46,16,46,538	4,52,10,018	3,23,21,172	2,84,83,268	1,07,38,172
TOTAL	82,63,68,911	56,93,20,130	49,75,42,932	54,30,07,765	46,16,46,538	74,22,98,291	56,26,34,905	34,35,20,203	25,13,98,177	20,49,41,082
Treasure . . . . .	18,63,02,084	17,91,44,927	4,43,50,799	1,91,04,670	1,01,30,351	1,28,86,958	2,24,41,712	61,21,26,871	60,68,16,363	53,72,81,386
TOTAL	101,26,71,895	74,84,65,057	54,18,93,731	56,21,12,435	47,17,76,889	75,51,85,249	58,40,76,617	95,56,47,074	85,82,09,540	83,22,22,468

No. 11—continued

VALUE of the TOTAL IMPORTS and EXPORTS of MERCHANDISE and TREASURE (exclusive of GOVERNMENT STORES and TREASURE), at each PORT in BRITISH INDIA, distinguishing INDIAN and FOREIGN MERCHANDISE EXPORTED, in each Official Year from 1929-30 to 1933-34—continued

PORT	IMPORTS					EXPORTS				
	1929-30	1930-31	1931-32	1932-33	1933-34	1929-30	1930-31	1931-32	1932-33	1933-34
	R	R	R	R	R	R	R	R	R	₹. P. A.
<b>BOMBAY—continued</b>										
<b>DAOGACH—</b>										
Merchandise . . . . .										
{ Indian . . . . .	..	..	..	..	..	..	..	..	..	..
{ Foreign . . . . .	1,01,702	48,548	42,002	30,701	17,720	..	..	..	..	..
TOTAL . . . . .	1,01,702	48,548	42,002	30,701	17,720	..	..	..	..	..
<b>HONAVAR—</b>										
Merchandise . . . . .										
{ Indian . . . . .	..	..	..	..	..	..	..	..	..	..
{ Foreign . . . . .	9,423	4,750	1,500	3,930	..	..	..	..	..	..
TOTAL . . . . .	9,423	4,750	1,500	3,930	..	..	..	..	..	..
<b>KARWAR—</b>										
Merchandise . . . . .										
{ Indian . . . . .	..	..	..	..	..	6,775	..	..	..	..
{ Foreign . . . . .	..	3,059	1,000	..	..	..	..	..	..	..
TOTAL . . . . .	..	3,059	1,000	..	..	6,775	..	..	..	..
<b>MALWAN—</b>										
Merchandise . . . . .										
{ Indian . . . . .	..	..	..	..	..	..	..	..	27,180	5,51,412
{ Foreign . . . . .	51,227	3,551	19,742	80,647	1,54,772	..	..	..	..	..
TOTAL . . . . .	51,227	3,551	19,742	80,647	1,54,772	..	..	..	27,180	5,51,412
<b>VENGURLA—</b>										
Merchandise . . . . .										
{ Indian . . . . .	..	..	..	..	..	..	..	..	..	1,64,135
{ Foreign . . . . .	..	..	..	12,212	44,790	..	..	..	..	..
TOTAL . . . . .	..	..	..	12,212	44,790	..	..	..	..	1,64,135
<b>OTHER SUBORDINATE PORTS—</b>										
Merchandise . . . . .										
{ Indian . . . . .	..	..	..	..	..	1,065	..	..	..	..
{ Foreign . . . . .	..	..	..	..	11,205	..	..	..	..	..
TOTAL . . . . .	..	..	..	..	11,205	1,065	..	..	..	..
<b>TOTAL OF ALL SUBORDINATE PORTS—</b>										
Merchandise . . . . .										
{ Indian . . . . .	..	..	..	..	..	7,840	..	..	27,180	7,15,577
{ Foreign . . . . .	1,62,352	59,908	64,244	1,46,574	2,28,487	..	..	..	..	..
TOTAL . . . . .	1,62,352	59,908	64,244	1,46,574	2,28,487	7,840	..	..	27,180	7,15,577
<b>TOTAL OF ALL PORTS IN BOMBAY—</b>										
Merchandise . . . . .										
{ Indian . . . . .	..	..	..	..	..	69,70,94,113	53,02,13,733	31,50,95,935	23,16,37,185	27,40,09,405
{ Foreign . . . . .	82,65,31,228	56,98,80,038	49,76,07,178	54,31,54,339	46,18,75,025	4,52,10,018	3,23,21,172	2,84,33,268	1,97,33,172	2,15,57,254
TOTAL . . . . .	82,65,31,228	56,98,80,038	49,76,07,178	54,31,54,339	46,18,75,025	74,23,06,131	56,25,34,905	34,35,29,203	25,14,20,357	29,56,66,659
Treasure . . . . .	12,63,02,084	17,91,44,927	4,48,50,799	1,91,04,670	1,01,30,351	1,28,89,958	2,24,41,712	61,21,26,871	60,68,16,363	53,72,81,386
TOTAL . . . . .	101,28,34,247	74,85,24,965	54,10,57,975	56,22,59,009	47,20,05,376	75,51,93,089	58,40,76,617	95,56,56,074	85,82,36,721	83,29,38,045
<b>SIND—</b>										
<b>KARACHI (Chief Port)—</b>										
Merchandise . . . . .										
{ Indian . . . . .	..	..	..	..	..	23,85,59,829	16,96,80,056	11,53,26,924	10,99,30,508	13,57,66,955
{ Foreign . . . . .	26,47,61,249	19,48,04,711	15,85,98,186	16,26,36,975	12,96,47,462	1,66,71,547	1,10,43,710	91,41,349	60,89,776	64,92,807
TOTAL . . . . .	26,47,61,249	19,48,04,711	15,85,98,186	16,26,36,975	12,96,47,462	25,52,31,176	18,07,23,766	12,44,68,273	11,30,00,284	14,22,59,762
Treasure . . . . .	42,67,418*	(d) 38,60,301	13,79,775(b)	24,82,172	34,45,895	(a) 21,05,500	(e) 11,25,035	44,38,871(c)	60,04,770	12,83,600
TOTAL . . . . .	26,90,28,667	19,86,65,012	15,99,77,961	16,51,19,147	13,30,93,357	26,73,36,676	18,18,48,801	12,89,07,144	11,99,05,054	14,36,43,362
<b>SUBORDINATE PORTS—</b>										
Merchandise . . . . .										
{ Indian . . . . .	..	..	..	..	..	..	..	..	..	..
{ Foreign . . . . .	..	..	..	..	..	..	..	..	..	..
TOTAL . . . . .	..	..	..	..	..	..	..	..	..	..
<b>TOTAL OF ALL PORTS IN SIND—</b>										
Merchandise . . . . .										
{ Indian . . . . .	..	..	..	..	..	23,85,59,829	16,96,80,056	11,53,26,924	10,99,30,508	13,57,66,955
{ Foreign . . . . .	26,47,61,249	19,48,04,711	15,85,98,186	16,26,36,975	12,96,47,462	1,66,71,547	1,10,43,710	91,41,349	60,89,776	64,92,807
TOTAL . . . . .	26,47,61,249	19,48,04,711	15,85,98,186	16,26,36,975	12,96,47,462	25,52,31,176	18,07,23,766	12,44,68,273	11,30,00,284	14,22,59,762
Treasure . . . . .	42,67,418*	(d) 38,60,301	13,79,775(b)	24,82,172	34,45,895	(a) 21,05,500	(e) 11,25,035	44,38,871(c)	60,04,770	12,83,600
TOTAL . . . . .	26,90,28,667	19,86,65,012	15,99,77,961	16,51,19,147	13,30,93,357	25,73,36,676	18,18,48,801	12,89,07,144	11,99,05,054	14,36,43,362

\* Includes ₹10,76,000 currency notes.  
(\*) " ₹3,50,000 " " "

(b) Includes ₹110 currency notes.  
(c) " ₹27,41,000 " " "

(d) ₹7,52,610 currency notes.  
(e) ₹5,50,000 " " "

ABSTRACT TABLES

( 32 )

MADRAS

TRADE AT EACH PORT

No. 11—continued

VALUE of the TOTAL IMPORTS and EXPORTS of MERCHANDISE and TREASURE (exclusive of GOVERNMENT STORES and TREASURE), at each PORT in BRITISH INDIA, distinguishing INDIAN and FOREIGN MERCHANDISE EXPORTED, in each Official Year from 1929-30 to 1933-34—continued.

PORT	IMPORTS					EXPORTS				
	1929-30	1930-31	1931-32	1932-33	'3	1929-30	1930-31	1931-32	1932-33	1933-34
	R	R	R	R	R	R	R	R	R	R
<b>MADRAS—</b>										
<b>Fort St. George (Chief Port)—</b>										
Merchandise	{ Indian .	..	..	..	..	10,29,03,307	12,07,82,221	11,01,78,638	8,52,97,985	9,62,08,447
	{ Foreign	21,10,87,310	15,58,25,648	11,48,34,832	11,93,65,521	11,18,56,530	17,56,390	16,59,382	15,80,923	10,88,330
TOTAL	21,10,87,310	15,58,25,648	11,48,34,832	11,93,65,521	11,18,56,530	10,46,59,706	17,83,01,603	11,17,59,561	8,63,86,324	9,70,45,076
Treasure	2,07,70,928	2,34,24,905	18,07,281	1,60,700	21,525	5,25,410	6,92,285	58,30,811	4,27,46,924	3,56,03,372
TOTAL	23,18,67,238	17,92,50,553	11,66,42,113	12,00,26,230	11,18,78,054	15,51,85,125	12,90,83,888	11,75,90,372	12,91,32,248	13,20,48,448
<b>GOPALPUR—</b>										
Merchandise	{ Indian .	..	..	..	..	..	..	..	160	..
	{ Foreign	3,873	..	..	6,692	31,539	..	..	..	..
TOTAL	3,873	..	..	6,692	31,539	..	..	..	160	..
<b>CANNIGAPATAN—</b>										
Merchandise	{ Indian .	..	..	..	..	..	..	..	..	16,54,653
	{ Foreign	..	..	..	..	..	..	..	..	..
TOTAL	..	..	..	..	..	..	..	..	..	16,54,653
<b>BIMLIPATAN—</b>										
Merchandise	{ Indian .	..	..	..	..	42,63,100	28,27,994	24,81,667	36,52,258	27,54,875
	{ Foreign	1,113	410	6,164	3,157	1,670	..	680	..	..
TOTAL	1,113	410	6,164	3,157	1,670	42,63,100	28,28,674	24,81,667	36,52,258	27,54,875
<b>VENKATAPATAN—</b>										
Merchandise	{ Indian .	..	..	..	..	1,06,08,861	43,66,998	37,45,696	40,89,148	30,13,201
	{ Foreign	1,75,925	60,950	55,185	74,624	7,37,542	1,015	..	5,200	675
TOTAL	1,75,925	60,950	55,185	74,624	7,37,542	1,06,09,877	43,66,998	37,50,896	40,89,823	30,15,791
<b>COOANALA—</b>										
Merchandise	{ Indian .	..	..	..	..	3,16,98,629	2,73,76,108	2,35,50,334	2,01,04,615	1,42,52,976
	{ Foreign	34,42,614	29,31,699	22,33,840	23,95,361	15,93,915	..	31,380	18,728	1,950
TOTAL	34,42,614	29,31,699	22,33,840	23,95,361	15,93,915	3,16,98,629	2,74,07,488	2,35,60,557	2,01,06,565	1,42,55,895
<b>MASULIPATAN—</b>										
Merchandise	{ Indian .	..	..	..	..	5,78,703	5,72,518	3,00,995	26,01,326	1,03,31,031
	{ Foreign	1,12,528	20,841	15,597	86,460	2,15,831	..	..	..	..
TOTAL	1,12,528	20,841	15,597	86,460	2,15,831	5,78,703	5,72,518	3,00,995	26,01,326	1,03,31,031
<b>COUDALORE—</b>										
Merchandise	{ Indian .	..	..	..	..	1,38,26,483	85,85,528	1,11,53,573	1,13,28,780	87,10,652
	{ Foreign	10,99,410	8,46,895	7,5	9,77,891	10,62,311	5,235	..	..	..
TOTAL	10,99,410	8,46,895	7,5	9,77,891	10,62,311	1,38,31,668	85,85,528	1,11,53,573	1,13,28,780	87,10,652
Treasure	..	..	..	..	..	..	..	..	..	..
TOTAL	10,99,410	8,46,897	7,51,560	9,77,891	10,62,311	1,38,31,668	85,85,528	1,11,53,573	1,13,28,780	87,10,652

No. 11—continued

TRADE AT EACH PORT

VALUE of the TOTAL IMPORTS and EXPORTS of MERCHANDISE and TREASURE (exclusive of GOVERNMENT STORES and TREASURE), at each PORT in BRITISH INDIA, distinguishing INDIAN and FOREIGN MERCHANDISE EXPORTED, in each Official Year from 1929-30 to 1933-34—continued

PORT,	IMPORTS					EXPORTS				
	1929-30	1930-31	1931-32	1932-33	1933-34	1929-30	1930-31	1931-32	1932-33	1933-34
	R	R	R	R	R	R	R	R	R	R
<b>ADRAS—continued</b>										
<b>PORTO NOVO—</b>										
Merchandise	{ Indian .	..	..	..	..	88,67,816	22,19,817	22,00,826	12,83,043	9,10,325
	{ Foreign.	10,93,257	4,88,618	4,51,641	4,11,728	2,72,168	..	450	..	..
TOTAL		10,93,257	4,88,618	4,51,641	4,11,728	2,72,168	88,67,816	22,19,817	22,01,276	12,83,043
Treasure		..	..	16	..	..	..	..	..	..
TOTAL		10,93,257	4,88,618	4,51,657	4,11,728	2,72,168	88,67,816	22,19,817	22,01,276	12,83,043
<b>TIRUMULAVASSAL—</b>										
Merchandise	{ Indian .	..	..	..	..	2,07,723	6,58,521	4,26,429	6,74,692	4,56,302
	{ Foreign.	8,574	14,541	14,403	1,619	5,481	..	100	..	..
TOTAL		8,574	14,541	14,403	1,619	5,481	2,07,723	6,58,521	4,26,529	6,74,692
<b>NEGAPATAM—</b>										
Merchandise	{ Indian .	..	..	..	..	2,25,02,555	1,08,24,745	84,29,349	71,70,820	72,64,925
	{ Foreign.	12,17,540	10,08,958	8,53,949	7,08,639	6,74,108	82,107	36,121	19,560	4,600
TOTAL		12,17,540	10,08,958	8,53,949	7,08,639	6,74,108	2,25,84,662	1,08,60,866	84,48,909	71,77,016
Treasure		10	4,507	46	122	80	..	..	..	..
TOTAL		12,17,550	10,08,465	8,53,995	7,08,761	6,74,188	2,25,84,662	1,08,60,866	84,48,909	71,77,016
<b>TELANGANNI—</b>										
Merchandise	{ Indian .	..	..	..	..	47,776	25,241	150	100	450
	{ Foreign.	3,804	1,823	..	..	850	..	160	..	..
TOTAL		3,804	1,823	..	..	48,126	25,241	300	100	450
<b>CHIPPURAI—</b>										
Merchandise	{ Indian .	..	..	..	..	1,16,227	1,04,204	5,92	350	200
	{ Foreign.	1,508	3,371	439	1,166	1,024	300	..	..	..
TOTAL		1,508	3,371	439	1,166	1,024	1,16,527	1,04,204	5,929	350
<b>POINT CALIMERE—</b>										
Merchandise	{ Indian .	..	..	..	..	..	..	..	..	..
	{ Foreign.	..	1,621	..	..	..	..	..	..	..
TOTAL		..	1,621	..	..	..	..	..	..	..
<b>VIDRAMATNAM—</b>										
Merchandise	{ Indian .	..	..	..	..	10,27,776	8,14,044	5,81,081	8,92,952	8,07,043
	{ Foreign.	37,998	40,840	60,995	51,239	54,624	..	160	..	..
TOTAL		37,998	40,840	60,995	51,239	54,624	10,27,776	8,14,044	5,81,191	8,92,952
<b>KARIMAL—</b>										
Merchandise	{ Indian .	..	..	..	..	2,06,306	1,49,209	11,565	68,465	38,707
	{ Foreign.	..	..	..	..	..	..	..	..	..
TOTAL		..	..	..	..	..	2,06,306	1,49,209	11,565	68,465



ABSTRACT TABLES

( 34 )

MADRAS

TRADE AT EACH PORT

No. 11—continued

VALUE of the TOTAL IMPORTS and EXPORTS of MERCHANDISE and TREASURE (exclusive of GOVERNMENT STORES and TREASURE), at each PORT in BRITISH INDIA, distinguishing INDIAN and FOREIGN MERCHANDISE EXPORTED, in each Official Year from 1929-30 to 1933-34—continued

PORT	IMPORTS					EXPORTS				
	1929-30	1930-31	1931-32	1932-33	1933-34	1929-30	1930-31	1931-32	1932-33	1933-34
	R	R	R	R	R	R	R	R	R	R
<b>MADRAS—continued</b>										
<b>ANNAPATNAM—</b>										
Merchandise	{ Indian .	..	..	..	..	800	670	551	350	879
	{ Foreign.	1,942	7,364	479	2,699	2,025	..	..	..	..
TOTAL	1,942	7,364	479	2,699	2,025	800	670	551	350	879
<b>TONDI—</b>										
Merchandise	{ Indian .	..	..	..	..	23,660	..	..	..	..
	{ Foreign.	7,277	2,123	11,393	6,244	2,258	..	..	..	..
TOTAL	7,277	2,123	11,393	6,244	2,258	23,660	..	..	..	..
<b>PAMBAN—</b>										
Merchandise	{ Indian .	..	..	..	..	35,620	8,771	2,366	795	3,445
	{ Foreign.	..	..	2,709	5,207	567	..	..	450	105
TOTAL	..	..	2,709	5,207	567	35,620	8,771	2,366	1,245	3,550
<b>DANUSHKODI—</b>										
Merchandise	{ Indian .	..	..	..	..	2,70,84,481	2,37,54,168	1,50,91,451	1,32,95,824	1,31,08,516
	{ Foreign.	77,64,847	58,21,520	37,34,757	30,72,455	25,11,655	9,44,648	7,17,676	7,84,306	0,04,676
TOTAL	77,64,847	58,21,520	37,34,757	30,72,455	25,11,655	2,80,29,129	2,44,71,844	1,58,76,757	1,42,00,500	1,36,04,041
Treasure	..	..	..	..	..	20,043	656	296	38,478	..
TOTAL	3,46,92,541	1,71,19,854	1,29,05,718	82,22,802	74,90,801	2,80,50,077	2,44,72,500	1,58,76,053	1,43,28,978	1,36,04,041
<b>KILAKARAI—</b>										
Merchandise	{ Indian .	..	..	..	..	5,166	2,040	2,756	3,538	1,869
	{ Foreign.	30	4,290	1,845	3,169	1,033	..	..	..	..
TOTAL	30	4,290	1,845	3,169	1,033	5,166	2,040	2,756	3,538	1,869
<b>PUDICORIN—</b>										
Merchandise	{ Indian .	..	..	..	..	4,64,60,758	3,10,16,174	2,24,10,511	2,26,41,345	2,24,93,372
	{ Foreign.	2,17,48,220	1,66,04,036	1,39,34,558	1,43,41,370	1,08,60,736	88,095	1,15,466	2,29,168	1,29,870
TOTAL	2,17,48,220	1,66,04,036	1,39,34,558	1,43,41,370	1,08,60,736	4,65,43,853	3,20,31,640	2,26,45,669	2,27,71,215	2,24,93,372
Treasure	..	57,50,010	30,00,064	173	176	..	..	..	9,57,346	..
TOTAL	2,17,48,220	2,24,44,046	1,69,34,622	1,43,41,543	1,08,60,912	4,65,43,853	3,20,31,640	2,26,45,669	2,37,28,561	2,24,93,372
<b>KATAPATNAM—</b>										
Merchandise	{ Indian .	..	..	..	..	13,528	6,124	6,080	9,944	2,685
	{ Foreign.	8,365	3,978	7,887	13,655	5,793	..	..	75	..
TOTAL	8,365	3,978	7,887	13,655	5,793	13,528	6,124	6,080	10,019	2,685

No. 11—continued

VALUE of the TOTAL IMPORTS and EXPORTS of MERCHANDISE and TREASURE (exclusive of GOVERNMENT STORES and TREASURE), at each PORT in BRITISH INDIA, distinguishing INDIAN and FOREIGN MERCHANDISE EXPORTED, in each Official Year from 1929-30 to 1933-34—continued

PORT	IMPORTS					EXPORTS				
	1929-30	1930-31	1931-32	1932-33	1933-34	1929-30	1930-31	1931-32	1932-33	1933-34
	R	R	R	R	R	R	R	R	R	R
<b>MADRAS—continued</b>										
<b>KULASSHKHARAPATNAM—</b>										
Merchandise	{ Indian .	..	..	..	..	1,20,823	1,02,445	70,401	94,830	69,800
	{ Foreign.	48,243	38,338	35,951	33,679	85	150	..	..	..
TOTAL		43,243	38,338	35,951	33,679	1,20,408	1,02,595	70,401	94,830	69,800
<b>COCHIN—</b>										
Merchandise	{ Indian .	..	..	..	..	3,80,85,031	3,32,06,789	2,76,89,250	2,75,28,035	3,28,36,687
	{ Foreign.	1,08,66,797	1,29,95,291	95,87,039	1,03,70,106	1,15,63,123	1,480	79,255	48,161	18,209
TOTAL		1,08,66,797	1,29,95,291	95,87,039	1,03,70,106	1,15,63,123	3,80,86,511	3,22,86,044	2,77,87,420	3,28,64,097
Treasure		..	78	..	..	..	..	..	..	..
TOTAL		1,08,66,797	1,29,95,369	95,87,039	1,03,70,106	1,15,63,123	3,80,86,511	3,22,86,044	2,77,87,420	3,28,64,097
<b>PONNANI—</b>										
Merchandise	{ Indian .	..	..	..	..	1,18,859	49,608	10,390	16,712	20,000
	{ Foreign.	33,883	..	30,049	5,555	..	..	..	..	..
TOTAL		33,883	..	30,049	5,555	1,18,859	49,608	10,390	16,712	20,000
<b>CALCUT—</b>										
Merchandise	{ Indian .	..	..	..	..	2,95,65,893	2,52,93,212	1,83,84,336	2,15,10,229	1,78,88,875
	{ Foreign.	78,09,032	79,61,020	68,84,303	46,28,985	43,76,831	52,687	68,608	26,428	17,525
TOTAL		78,09,032	79,61,020	68,84,303	46,28,985	43,76,831	2,96,18,580	2,53,61,820	1,84,10,764	2,15,36,754
Treasure		3,777	..	49	..	..	..	..	..	..
TOTAL		78,12,809	79,61,020	68,84,343	46,28,985	43,76,831	2,96,18,580	2,53,61,820	1,84,10,764	2,15,36,754
<b>BADAGALA—</b>										
Merchandise	{ Indian .	..	..	..	..	6,000	8,940	..	43,845	36,083
	{ Foreign.	1,51,057	2,33,707	1,80,184	81,269	1,43,590	..	..	..	..
TOTAL		1,51,057	2,33,707	1,80,184	81,269	1,43,590	6,000	8,940	43,845	36,083
<b>TELLICHERRY—</b>										
Merchandise	{ Indian .	..	..	..	..	65,14,312	35,50,837	28,67,078	26,51,909	22,50,366
	{ Foreign.	11,54,739	11,27,786	8,97,023	4,30,640	4,45,098	2,978	350	..	..
TOTAL		11,54,739	11,27,786	8,97,023	4,30,640	4,45,098	65,14,312	35,53,795	28,67,426	22,50,366
<b>CANNANORE—</b>										
Merchandise	{ Indian .	..	..	..	..	3,87,074	1,74,298	1,03,482	1,85,574	91,016
	{ Foreign.	2,46,089	6,05,710	4,77,553	2,02,174	2,21,074	..	..	..	..
TOTAL		2,46,089	6,05,710	4,77,553	2,02,174	2,21,074	3,87,074	1,74,298	1,03,482	1,85,574
<b>MANGALORE—</b>										
Merchandise	{ Indian .	..	..	..	..	1,67,60,197	1,82,11,278	1,00,05,888	1,02,75,706	1,07,96,492
	{ Foreign.	7,38,196	7,99,566	7,30,186	8,81,117	14,38,359	891	433	2,316	..
TOTAL		7,38,196	7,99,566	7,30,186	8,81,117	14,38,359	1,67,61,088	1,82,11,706	1,00,05,888	1,02,78,024
Treasure		..	8	..	..	..	..	..	..	..
TOTAL		7,38,196	7,99,574	7,30,186	8,81,117	14,38,359	1,67,61,088	1,82,11,706	1,00,05,888	1,02,78,024
<b>MALPE—</b>										
Merchandise	{ Indian .	..	..	..	..	73,288	81,775	65,093	67,064	65,671
	{ Foreign.	8,930	357	1,727	3,188	2,162	..	..	..	..
TOTAL		8,930	357	1,727	3,188	2,162	73,288	81,775	65,093	67,064
<b>COONDAPUR—</b>										
Merchandise	{ Indian .	..	..	..	..	..	..	11,210	3,600	..
	{ Foreign.	1,718	3,911	4,325	4,045	..	..	..	..	..
TOTAL		1,718	3,911	4,325	4,045	..	..	11,210	3,600	..
<b>OTHER SUBORDINATE PORTS—</b>										
Merchandise	{ Indian .	..	..	..	..	13,048	5,677	761	1,479	154
	{ Foreign.	..	1,767	..	..	2,200	..	..	..	..
TOTAL		..	1,767	..	..	2,200	13,048	5,677	761	1,479

ABSTRACT TABLES

( 36 )

MADRAS—BURMA

TRADE AT EACH PORT

No. 11—continued

VALUE of the TOTAL IMPORTS and EXPORTS of MERCHANDISE and TREASURE (exclusive of GOVERNMENT STORES and TREASURE), at each PORT in BRITISH INDIA, distinguishing INDIAN and FOREIGN MERCHANDISE EXPORTED, in each Official Year from 1929-30 to 1933-34—continued

PORT	IMPORTS					EXPORTS				
	1929-30	1930-31	1931-32	1932-33	1933-34	1929-30	1930-31	1931-32	1932-33	1933-34
	R	R	R	R	R	R	R	R	R	R
<b>MADRAS—concluded</b>										
<b>TOTAL OF ALL SUBORDINATE PORTS—</b>										
Merchandise	Indian .	..	..	..	..	25,43,23,888	10,33,42,926	14,96,16,277	16,02,06,707	15,02,13,143
	Foreign.	5,76,87,004	5,12,21,321	4,09,70,751	3,88,04,083	3,62,43,766	11,21,804	10,52,727	11,32,746	11,71,944
Total	5,76,87,004	5,12,21,321	4,09,70,751	3,88,04,083	3,62,43,766	25,54,45,777	10,43,95,653	16,07,49,023	16,13,78,651	15,10,89,072
Treasure	2,89,31,481	1,75,52,939	1,21,71,127	51,50,842	49,70,482	20,048	666	298	9,96,824	..
TOTAL	8,46,18,485	6,87,74,260	5,31,41,878	4,39,54,925	4,12,23,228	25,54,66,726	10,44,96,369	16,07,49,319	16,23,74,475	15,10,89,072
<b>TOTAL OF ALL PORTS IN MADRAS—</b>										
Merchandise	Indian .	..	..	..	..	44,72,27,100	32,00,75,147	25,97,94,915	23,55,04,692	24,64,20,592
	Foreign.	26,37,74,314	20,70,46,969	15,53,55,333	15,86,69,604	14,81,00,305	23,78,293	27,12,109	27,13,669	22,60,233
Total	26,37,74,314	20,70,46,969	15,53,55,333	15,86,69,604	14,81,00,305	45,01,05,488	32,27,87,256	23,25,08,584	23,77,64,975	24,81,33,150
Treasure	4,77,11,409	4,09,77,814	1,89,78,408	53,11,351	50,00,987	5,46,367	9,02,041	58,31,107	4,37,41,748	3,56,03,372
TOTAL	31,64,85,723	24,80,24,813	16,98,33,791	16,39,80,955	15,31,01,292	45,06,51,850	32,34,89,197	23,83,39,691	28,15,06,723	28,37,36,522
<b>BURMA—</b>										
<b>RANGOON (Chief Port)—</b>										
Merchandise	Indian .	..	..	..	..	34,33,81,959	27,92,54,263	19,50,53,788	16,58,90,051	14,85,42,036
	Foreign.	21,17,63,888	16,26,65,952	10,40,56,647	10,80,78,621	8,46,88,897	8,70,285	10,16,274	10,28,477	8,84,073
Total	21,17,63,888	16,26,65,952	10,40,56,647	10,80,78,621	8,46,88,897	31,42,52,244	23,02,70,540	19,66,82,265	16,67,74,124	14,94,24,215
Treasure	28,19,831	26,23,109	6,95,406	3,36,203	34,778	1,44,454	10,000	47,81,131	78,10,367	67,81,548
TOTAL	21,45,83,719	16,52,89,061	10,46,12,053	10,84,14,824	8,47,23,675	34,43,96,698	23,02,80,540	20,14,63,396	17,46,84,491	15,61,55,758
<b>AKYAB—</b>										
Merchandise	Indian .	..	..	..	..	25,81,792	54,40,837	27,08,744	39,37,593	19,70,710
	Foreign .	3,44,014	3,33,007	1,50,010	1,47,125	2,22,271	..	..	..	..
TOTAL	3,44,014	3,33,007	1,50,010	1,47,125	2,22,271	25,81,792	54,40,837	27,08,744	39,37,593	19,70,710
<b>BASSEIN—</b>										
Merchandise	Indian .	..	..	..	..	2,24,49,752	1,00,24,099	1,23,41,265	89,46,839	64,46,037
	Foreign.	..	4,450	..	2,925	22,927	..	900	..	300
TOTAL	..	4,450	..	2,925	22,927	2,24,49,752	1,00,24,099	1,23,41,265	89,47,139	64,46,037
<b>KYAUKEPYU—</b>										
Merchandise	Indian .	..	..	..	..	..	2,400	..	1,653	..
	Foreign	..	..	..	..	..	..	..	..	..
TOTAL	..	..	..	..	..	..	2,400	..	1,653	250
<b>MARAWI—</b>										
Merchandise	Indian .	..	..	..	..	41,60,077	21,56,160	10,43,981	6,94,194	18,91,606
	Foreign.	6,43,828	3,75,445	1,53,969	1,52,823	1,97,684	10,972	6,252	2,764	2,410
TOTAL	6,43,828	3,75,445	1,53,969	1,52,823	1,97,684	41,71,049	21,64,412	10,46,745	6,96,284	18,94,016
Treasure	..	..	..	5,131	..	..	..	..	..	..
TOTAL	6,43,828	3,75,445	1,53,969	1,57,954	1,97,684	41,71,049	21,64,412	10,46,745	6,96,284	18,94,016

No. 11—concluded

TRADE AT EACH PORT

VALUE of the TOTAL IMPORTS and EXPORTS of MERCHANDISE and TREASURE (exclusive of GOVERNMENT STORES and TREASURE), at each PORT in BRITISH INDIA, distinguishing INDIAN and FOREIGN MERCHANDISE EXPORTED, in each Official Year from 1929-30 to 1933-34—concluded

PORT	IMPORTS					EXPORTS				
	1929-30	1930-31	1931-32	1932-33	1933-34	1929-30	1930-31	1931-32	1932-33	1933-34
	R	R	R	R	R	R	R	R	R	R
BURMA—continued										
MOULMEN—										
Merchandise	{ Indian .	..	..	..	..	1,40,91,000	1,80,81,023	1,24,00,912	81,59,409	86,06,961
	{ Foreign.	3,82,377	4,81,691	3,66,919	3,50,756	2,35,642	8,170	2,974	7,648	2,624
Total	3,82,377	4,81,691	3,66,919	3,50,756	2,35,642	1,40,99,170	1,80,83,997	1,24,08,560	81,61,033	86,70,060
Treasure	..	..	..	4,096	531	..	..	..	..	..
Total	3,82,377	4,81,691	3,66,919	3,54,852	2,36,173	1,40,99,170	1,80,83,997	1,24,08,560	81,61,933	86,70,060
SANDWAY—										
Merchandise	{ Indian .	..	..	..	..	..	..	..	..	8,000
	{ Foreign.	..	..	..	22,367	..	..	..	..	..
Total	..	..	..	22,367	..	..	..	..	..	8,000
TAVOY—										
Merchandise	{ Indian .	..	..	..	..	70,08,630	50,14,307	40,51,132	35,63,932	56,92,967
	{ Foreign.	9,19,354	6,74,899	3,39,729	2,60,347	2,65,882	2,140	8,615	7,265	4,129
Total	9,19,354	6,74,899	3,39,729	2,60,347	2,65,882	70,10,770	50,22,942	40,58,397	35,68,092	56,97,096
VICTORIA POINT—										
Merchandise	{ Indian .	..	..	..	..	3,18,621	1,71,071	1,10,570	98,134	2,33,569
	{ Foreign.	84,260	72,008	27,919	16,822	18,628	210	11,199	5,839	401
Total	84,260	72,008	27,919	16,822	18,628	3,14,431	1,62,270	1,16,409	98,675	2,35,082
TOTAL OF ALL SUBORDINATE PORTS—										
Merchandise	{ Indian .	..	..	..	..	5,05,44,872	4,24,91,897	3,20,56,604	2,53,96,684	2,49,10,170
	{ Foreign.	23,78,833	19,42,300	10,38,546	9,68,165	9,68,034	22,092	29,960	23,510	11,131
Total	23,78,833	19,42,300	10,38,546	9,68,165	9,68,034	5,05,66,964	4,25,21,867	3,20,80,120	2,54,07,339	2,49,21,301
Treasure	..	..	..	9,227	531	..	..	..	..	..
Total	23,78,833	19,42,300	10,38,546	9,62,392	9,68,565	5,05,66,964	4,25,21,867	3,20,80,120	2,54,07,339	2,49,21,301
TOTAL OF ALL PORTS IN BURMA—										
Merchandise	{ Indian .	..	..	..	..	39,40,33,747	32,17,46,163	22,88,10,892	19,12,60,735	17,34,53,100
	{ Foreign.	21,41,37,721	16,46,08,356	10,50,45,193	10,70,31,736	8,56,51,931	3,02,377	10,46,224	10,51,093	8,94,628
Total	21,41,37,721	16,46,08,356	10,50,45,193	10,70,31,736	8,56,51,931	39,40,26,124	32,27,92,397	22,98,62,365	19,21,81,863	17,43,45,516
Treasure	23,19,881	20,23,109	6,05,408	3,45,430	35,309	1,44,454	10,000	47,91,181	78,10,367	67,31,543
Total	21,69,57,552	16,75,18,730	10,56,50,592	10,73,77,216	8,56,87,240	39,50,70,578	32,28,02,397	23,41,43,516	19,99,91,730	17,61,77,059

TRADE AT CHIEF PORT  
CALCUTTA

( 38 )

No. 12

PRINCIPAL IMPORTS into, and EXPORTS from, the CHIEF PORTS of each of the PROVINCES of BRITISH INDIA  
in each Official Year from 1929-30 to 1933-34

IMPORTS

PRINCIPAL AND OTHER ARTICLES	QUANTITY					VALUE				
	1929-30	1930-31	1931-32	1932-33	1933-34	1929-30	1930-31	1931-32	1932-33	1933-34
						R	R	R	R	R
<b>BENGAL—</b>										
<b>CALCUTTA—</b>										
Animals, living—										
Horses . . . No.	645	1,288	2,148	73	1,288	7,40,608	6,68,760	22,04,605	1,36,531	18,04,800
Other kinds . . . "	2,187	1,141	1,979	682	1,188	62,308	36,228	40,803	72,816	41,292
Total of Animals, living "	2,732	2,429	4,127	755	2,471	7,92,806	7,04,973	22,45,308	2,09,347	18,40,092
Apparel (excluding hosiery and boots and shoes)—										
Apparel (including drapery, uniforms, and accoutrements) Value	—	—	—	—	—	18,80,904	16,17,090	12,01,611	9,08,536	7,81,702
Gold and silver thread . . . "	—	—	—	—	—	1,38,214	90,834	71,838	75,518	84,794
Hats, caps, bonnets, and hatter's ware "	—	—	—	—	—	5,20,796	4,35,109	3,60,823	2,48,493	4,04,677
Lametta . . . Lbs.	28,549	45,685	26,361	62,244	36,243	45,010	64,101	39,910	80,183	40,882
Second-hand clothing Value	—	—	—	—	—	5,25,268	1,95,178	2,40,268	1,36,969	2,26,468
Water-proofed clothing "	—	—	—	—	—	47,879	73,260	34,669	20,172	28,308
Total of Apparel . . . "	—	—	—	—	—	29,66,472	24,76,192	19,48,040	14,64,871	15,25,831
Arms, ammunition, and military stores—										
Cartridge cases—										
Filled—										
Shot gun cartridges filled . . . Nos.	2,101,364	1,270,897	1,400,275	18,67,206	1,250,225	1,50,928	90,180	1,02,005	1,21,742	70,894
Rifle and other cartridges filled "	2,796,622	1,848,610	1,944,533	1,380,403	1,664,069	2,05,291	1,19,911	1,28,601	83,660	1,09,220
Empty . . . "	761,071	881,563	685,768	703,465	604,707	25,825	20,921	21,398	21,079	17,863
Explosives—										
Blasting fuse . . . { Lbs. No. of coils	294,087	276,059	281,028	202,673	225,287	2,18,207	2,27,719	1,95,372	1,24,147	1,45,109
	1,030,325	952,300	953,140	696,070	787,900					
Blasting gelatine Lbs.	15,350	5,050	50	10,000	5,100	18,159	4,329	48	8,570	4,372
Dynamite . . . "	240,050	215,000	110,000	30,000	75,000	1,73,585	1,62,705	79,530	21,670	54,226
Gelatine dynamite "	380,000	461,000	500,200	390,000	420,000	2,79,588	3,33,921	4,00,244	2,69,206	2,92,067
Other Nitro-compound explosives "	70,000	70,000	..	..	..	41,093	41,093	..	..	..
Detonators . . . No.	2,715,000	2,935,003	2,222,000	833,000	1,685,000	98,118	1,23,071	1,03,268	30,233	47,551
Others . . . Lbs.	117,900	199,000	100,000	97,250	82,250	64,615	1,01,357	57,507	55,144	47,451
Fire-arms, and parts thereof—										
Fire-arms . . . No.	6,500	4,166	3,783	2,501	1,984	4,32,581	2,64,895	4,01,262	1,68,420	1,43,858
Parts of fire-arms . Value	—	—	—	—	—	6,727	3,618	31,271	9,345	7,117
Gunpowder—										
Black . . . Lbs.	32,025	19,200	21,300	10,876	17,300	86,282	20,509	21,255	20,370	18,301
Smokeless . . . "	13,775	10,975	8,580	1,885	5,455	21,601	22,783	19,600	5,693	14,308
Other sorts . . . Value	—	—	—	—	—	31,759	21,754	1,51,926	20,881	17,078
Total of Arms, etc. . . "	—	—	—	—	—	17,99,349	15,67,766	17,13,283	9,66,210	9,98,634
Art, works of, (other than pictures) . . . "	—	—	—	—	—	46,448	41,384	34,849	49,388	41,018
Asbestos—										
Manufactures—										
Asbestos packing "	—	—	—	—	—	1,89,256	1,35,674	66,212	86,039	71,462
Sheets, Slates etc. of asbestos cement* Tons	—	—	—	—	1,296	—	—	—	—	1,47,785
Other Manufactures Value	—	—	—	—	—	10,60,571	6,99,901	5,06,944	3,01,072	3,24,595
Belting for machinery—										
Of cotton . . . "	—	—	—	—	—	7,38,510	4,82,278	2,11,490	3,23,628	2,74,156
" leather . . . "	—	—	—	—	—	10,69,474	6,76,784	3,78,376	4,94,106	5,03,738
" other materials "	—	—	—	—	—	13,89,495	10,41,609	6,85,268	7,83,839	7,12,592
Total of Belting, etc. . . "	—	—	—	—	—	31,97,479	22,00,666	12,75,694	16,01,568	14,90,481
Bobbins . . . . . "	—	—	—	—	—	11,43,491	7,23,395	3,54,121	3,41,422	3,46,454

\* New sub heads opened from 1933-34.

No. 12—continued  
IMPORTS—continued

[PRINCIPAL AND OTHER ARTICLES	QUANTITY					VALUE				
	1929-30	1930-31	1931-32	1932-33	1933-34	1929-30	1930-31	1931-32	1932-33	1933-34
						₹	₹	₹	₹	₹
<b>BENGAL—continued</b>										
<b>CALCUTTA—continued</b>										
Books, printed, and printed matter (not being station- ery), including maps and charts . . . Cwts.	14,030	12,223	10,546	9,091	10,064	28,89,860	24,54,320	21,12,050	17,73,280	18,84,686
Boots and Shoes— All leather . . . Pairs	89,945	47,983	83,560	254,598	193,030	8,97,327	2,08,042	3,02,840	7,85,342	5,82,008
Rubber soled— With canvas uppers . . .	996,004	2,327,516	3,453,804	3,221,202	3,487,184	17,52,800	15,59,771	21,86,112	14,66,007	16,83,378
With uppers of leather or other materials (a) . . .	—	—	895	6,252	74,320	—	—	478	7,054	55,949
All rubber (a) . . .	—	—	1,413,956	581,153	603,951	—	—	5,70,728	2,52,929	2,81,050
Of other materials . . .	1,784,801	3,432,266	68,771	123,703	222,689	13,46,670	21,46,194	1,19,640	2,08,964	1,01,021
Total of Boots and Shoes . . .	2,870,750	5,707,765	5,022,566	4,187,088	4,581,089	84,96,806	39,14,007	31,29,798	26,70,296	27,64,312
Bristles and fibre for Brushes and Brooms . . . Cwts	217	147	149	196	194	13,613	7,041	5,146	7,877	3,469
<b>Brushes and Brooms—</b>										
<b>Brushes—</b>										
Paint and Varnish Brushes . . . Doss.	13,854	10,876	6,058	24,934	19,861	77,794	67,728	41,416	58,724	62,110
Toilet Brushes . . .	77,059	97,324	60,020	187,687	82,955	1,53,860	1,75,697	1,06,510	2,80,522	1,11,507
Other . . .	67,830	33,679	40,108	29,827	38,070	1,46,406	1,00,009	72,945	56,050	85,716
Brooms . . .	842	247	80	371	447	11,740	2,818	1,111	3,182	3,225
Total of Brushes and Brooms . . .	159,595	153,126	106,261	242,819	140,833	8,89,300	3,46,247	2,21,982	3,54,478	2,62,568
<b>Building and En- gineering materials (other than of iron, steel, or wood)—</b>										
Asphalt . . . Tons	12,453	10,735	8,043	14,268	9,122	11,86,992	10,30,720	6,91,859	10,43,015	6,66,217
Bricks— Bricks, other than Fire bricks . . . No.	2,146	4,207	5,086	18,424	108	2,819	1,109	1,297	3,945	399
Fire bricks . . .	367,497	34,707	6,988	14,492	7,435	2,00,783	24,031	4,265	3,801	3,184
Cement— Portland . . . Tons	22,661	17,480	8,530	11,297	8,416	9,95,829	6,31,595	2,68,274	2,43,358	2,39,037
Other kinds . . .	319	352	357	670	207	96,937	74,644	58,427	42,030	55,296
Chalk and lime (excluding French Chalk) . . . Cwts.	25,995	19,443	21,804	25,374	28,526	42,361	31,475	33,576	36,464	33,768
Clay . . .	3,204	1,447	299	2,050	1,880	12,097	5,834	1,204	19,934	10,097
Tiles . . . No.	2,469,449	1,933,973	1,289,604	1,292,243	2,217,744	5,57,572	3,79,785	2,62,569	2,76,670	2,09,200
Other kinds . . . Cwts.	79,843	44,056	35,058	30,958	27,492	6,54,111	3,63,343	3,18,721	3,29,983	3,12,663
Total of Building, etc. Value	—	—	—	—	—	38,11,501	25,51,338	16,35,252	19,99,750	16,18,771
Buttons of all sorts— Metal . . .	—	—	—	—	—	2,02,416	1,46,049	1,51,344	2,77,300	2,32,043
Other sorts . . .	—	—	—	—	—	6,95,802	4,34,807	3,94,166	5,98,655	3,89,003
Total of Buttons of all sorts . . .	—	—	—	—	—	8,98,218	6,80,856	5,35,510	8,75,955	6,21,046
Candles of all kinds . . . Lbs.	184,405	94,490	116,936	99,355	39,742	64,756	41,642	30,470	29,738	10,572
Canes and Rattans . . . Cwts	7,190	6,914	3,953	4,676	3,808	1,17,566	1,27,029	65,991	81,064	54,567
<b>Chemicals and chemical preparations (exclud- ing chemical manures and medicines)—</b>										
<b>Acids—</b>										
Acetic (pyroligneous) Cwts.	815	730	547	630	1,029	30,296	23,012	16,159	18,352	32,415
Carbolic . . .	225	341	343	245	372	17,715	18,521	15,812	14,314	25,511
Citric . . .	297	437	337	380	768	46,882	54,813	26,656	26,346	38,255
Nitric . . .	..	1,063	1,280	819	804	..	22,633	21,580	18,448	14,191
Oxalic . . .	..	304	101	150	476	..	7,319	3,050	4,106	14,610
Sulphuric . . .	87	78	226	429	882	4,170	3,038	3,649	4,474	7,808
Tartaric . . .	421	447	403	387	209	45,242	41,890	41,127	31,499	13,906
Other sorts . . .	2,916	2,080	1,259	2,929	7,634	94,486	79,979	62,594	84,287	1,15,030
Alum . . .	3,874	4,420	246	3,911	122	27,000	28,547	1,647	14,916	1,415
Aluminous sulphates . . .	50,259	40,473	23,483	13,323	9,873	1,95,119	1,30,192	88,687	44,475	29,148
Ammonia and salts thereof— Anhydrous . . .	789	829	724	882	600	1,07,461	1,06,960	81,545	1,08,824	93,697
Others . . .	19,332	13,408	15,126	20,051	21,902	3,68,380	2,78,058	2,98,493	3,49,823	3,40,259
Arsenic and its oxides . . .	972	836	797	918	1,140	44,733	31,345	24,320	21,580	20,508

(a) Separately recorded from 1931-32.

TRADE AT CHIEF PORT  
CALCUTTA

( 40 )

No. 12—continued  
IMPORTS—continued

PRINCIPAL AND OTHER ARTICLES	QUANTITY					VALUE				
	1929-30	1930-31	1931-32	1932-33	1933-34	1929-30	1930-31	1931-32	1932-33	1933-34
<b>BENGALE—continued</b>						R	R	R	R	R
<b>CALCUTTA—continued</b>										
Chemicals and Chemical preparations—contd.										
Bleaching materials—										
Bleaching powder (including chloride of lime) . . . Cwts.	54,359	55,944	60,173	57,113	67,797	3,48,462	3,88,619	3,87,143	3,45,033	3,64,870
Other sorts . . . "	--	685	104	5,610	--	--	64,451	6,754	40,622	--
Carbide of Calcium . . . "	46,519	35,187	31,391	29,672	29,907	7,06,642	5,83,140	4,93,402	4,08,821	3,91,317
Coppers . . . "	51	11	240	4,365	2,739	1,801	643	5,002	11,301	7,364
Copper sulphate . . . "	4,604	3,525	3,224	4,532	4,056	1,00,701	67,927	53,963	57,107	50,704
Disinfectants—										
Naphthalene . . . "	5,522	4,087	2,983	2,679	3,704	71,939	43,670	20,717	32,715	42,552
Others . . . "	6,206	6,920	6,205	4,748	3,016	2,06,139	1,89,498	1,56,629	1,78,001	1,01,049
Glycerine . . . "	3,037	2,998	3,167	4,950	5,853	1,33,681	1,23,809	1,08,979	1,52,524	1,84,422
Magnesium Compounds—										
Chloride . . . "	5,278	5,347	6,711	5,913	5,924	14,630	14,366	19,492	19,192	19,817
Sulphate . . . "	5,209	3,718	4,579	2,612	5,333	22,501	15,275	18,750	12,835	17,117
Others . . . "	5,449	162	268	122	2,096	38,114	3,207	1,060	2,568	28,919
Potassium compounds—										
Bichromate . . . "	1,538	1,723	2,226	1,816	2,199	47,774	51,478	78,251	58,373	75,780
Chlorate . . . "	22,132	10,058	10,130	16,227	19,181	3,32,155	1,76,794	2,35,552	4,43,117	5,16,142
Other sorts . . . "	4,973	5,781	2,944	3,890	3,365	3,15,147	2,19,269	1,57,926	1,47,000	1,12,314
Soda compounds—										
Sodium bicarbonate . . . "	35,550	32,281	27,580	30,739	34,655	2,81,017	2,45,697	2,22,544	2,40,879	2,51,187
Sodium Bichromate . . . "	1,498	1,332	948	1,809	3,509	32,530	33,909	21,317	54,614	1,03,453
Borax . . . "	11,375	5,980	9,487	18,598	6,915	1,21,211	67,885	1,02,300	1,75,870	67,867
Sodium carbonate . . . "	639,599	529,337	563,351	598,097	603,897	40,52,630	32,39,520	34,87,574	36,42,521	35,87,248
Caustic Soda . . . "	57,327	75,566	89,170	72,542	105,688	6,32,933	8,62,616	10,12,728	8,42,223	12,07,654
Sodium Silicate . . . "	17,915	18,237	5,817	900	7,679	1,42,575	1,43,628	42,663	7,545	56,494
Sodium Sulphide . . . "	5,492	2,255	4,502	5,636	5,934	44,513	17,418	34,096	36,764	29,763
Other sorts . . . "	6,253	6,162	4,612	7,080	7,853	68,205	57,093	48,142	1,06,889	1,70,925
Sulphur . . . "	264,365	225,049	195,506	225,590	263,140	12,71,499	11,25,052	9,82,692	12,13,930	12,47,329
Zinc compounds—										
Chloride . . . "	3,217	2,603	3,205	1,921	3,627	46,651	33,072	39,157	22,686	39,964
Others . . . "	--	10	20	642	3,176	--	81	362	9,469	47,044
Other sorts of chemicals . . . Value	--	--	--	--	--	14,67,562	14,90,465	13,18,970	14,97,041	13,86,956
Total of Chemicals, etc. . . Value	--	--	--	--	--	1,15,32,616	1,00,70,923	97,42,580	1,05,02,013	1,08,37,699
China clay . . . Cwts.	57,230	39,922	28,891	20,387	24,171	1,94,913	1,34,136	77,800	64,999	76,552
Chinese and Japanese ware (including lacquered ware, but excluding earthenware and porcelain) . . . Value	--	--	--	--	--	8,110	4,248	4,122	1,070	5,523
Clocks and Watches and parts thereof—										
Clocks and timepieces . . . No.	112,108	118,441	97,417	113,866	170,049	4,55,466	3,68,673	2,65,798	2,98,643	3,76,229
Watches . . . "	12,668	11,705	35,010	9,723	13,890	63,168	35,559	65,150	25,139	24,681
Parts of clocks and watches . . . Value	--	--	--	--	--	18,761	21,923	11,613	16,589	11,904
Total of Clocks and Watches, etc. . . Value	--	--	--	--	--	5,37,395	4,26,555	3,42,561	3,40,351	4,12,814
Coal and coke—										
Coal . . . Tons	2,133	1,372	1,395	575	353	25,018	14,423	17,947	5,750	4,211
Coffee other than roasted or ground . . . Cwts.	867	896	200	--	--	70,406	57,708	13,432	--	--
Colr—										
Unmanufactured . . . Tons	387	315	309	422	374	52,505	27,081	24,566	32,791	26,007
Manufactured (excluding rope and baling) . . . "	6	1	2	--	--	1,412	517	805	12	273
Total of Colr . . . "	393	316	311	422	374	53,917	27,598	25,371	32,803	26,280
Coral Cordage and Rope of vegetable fibre, (excluding jute and cotton) . . . Cwts.	755	873	59	253	131	12,490	11,126	886	1,751	2,322
Cork manufactures . . . "	1,373	2,286	1,249	1,613	2,617	1,49,589	2,22,542	1,21,936	1,77,957	2,22,539
Cutlery—										
Pruning knives . . . Value	--	--	--	--	--	1,52,170	1,61,577	87,208	96,804	91,320
Other kinds . . . "	--	--	--	--	--	13,94,621	8,39,041	6,04,538	6,40,365	6,45,211
Total of Cutlery . . . Value	--	--	--	--	--	14,46,791	10,00,618	6,91,746	7,37,169	7,36,531

No. 12—continued  
IMPORTS—continued

PRINCIPAL AND OTHER ARTICLES	QUANTITY					VALUE				
	1929-30	1930-31	1931-32	1932-33	1933-34	1929-30	1930-31	1931-32	1932-33	1933-34
BENGAL—continued										
CALCUTTA—continued										
Drugs and Medicines (excluding chemicals and Narcotics)—										
Camphor . . . Lbs.	218,182	286,214	858,740	279,433	368,088	8,66,773	4,12,778	6,02,540	3,03,552	5,55,331
Codliver oil . . . "	..	..	32,408	52,476	28,901	..	..	11,701	21,877	12,401
Preparations of Opium and Morphia . . . Value	—	—	—	—	—	9,160	11,308	13,725	33,486	20,791
Proprietary and patent medicines . . . "	—	—	—	—	—	13,69,859	12,02,422	9,12,462	5,86,449	4,84,698
Quinine salts—										
Quinine sulphate or bisulphate . . . Lbs.	58,869	43,478	48,779	45,132	50,856	10,74,246	8,22,433	10,37,504	9,59,168	11,37,540
Quinine hydrochloride or dihydrochloride . . . "	11,045	8,959	8,577	12,247	10,832	3,34,856	2,44,157	2,66,266	3,42,833	3,43,869
Other sorts . . . "	12,817	12,221	14,718	7,649	16,400	2,81,556	2,77,334	3,13,188	2,42,407	4,58,705
Total of Quinine salts . . . "	77,731	64,658	72,074	65,028	78,187	16,90,658	13,43,924	16,17,013	15,44,408	19,40,104
Saccharin . . . "	8,895	5,167	7,090	5,993	5,833	40,078	25,538	34,003	27,042	29,923
Other sorts of drugs and medicines . . . Value	—	—	—	—	—	43,02,758	36,10,750	34,40,570	30,04,502	[38,00,291
Total of Drugs, and Medicines . . . "	—	—	—	—	—	*77,69,295	66,06,805	65,82,104	62,11,315	68,49,634
Dyeing and Tanning substances—										
Cutch and gambler . . . Cwts.	41,125	35,465	32,900	33,967	29,051	7,96,633	6,53,174	5,49,890	5,39,121	3,78,856
Dyes obtained from coal tar—										
Alizarine (a) . . . Lbs.	114,118	96,450	—	—	—	52,950	24,963	—	—	—
Alizarine dry not exceeding 40 per cent. . . "	—	—	500	4,050	1,860	—	—	672	6,510	2,855
Alizarine moist over 10 per cent. but not exceeding 16 per cent. . . "	—	—	28,896	43,120	40,320	—	—	11,631	20,261	24,987
Alizarine moist over 16 per cent. but not exceeding 20 per cent. . . "	—	—	89,088	35,056	33,600	—	—	17,784	24,108	24,573
Alizarine moist exceeding 20 per cent. . . "	—	—	3,610	..	..	—	—	1,481	..	..
Aniline . . . "	1,182,258	1,718,788	1,014,047	—	—	13,66,541	22,88,771	14,09,346	—	—
Congo red (c) . . . "	—	—	—	159,337	66,183	—	—	—	1,38,236	50,916
Naphthols, Rapid fast colours (Rapid salts) and bases . . . "	—	—	—	89,199	66,568	—	—	—	2,26,674	2,68,190
Other salts . . . "	—	—	—	52,858	45,176	—	—	—	1,06,605	1,11,762
Vate—										
Indigo (b) . . . "	—	—	42,258	89,096	47,600	—	—	51,480	1,33,383	71,101
Other sorts (c) Paste . . . "	—	—	—	1,845	..	—	—	—	4,370	..
Other sorts Powder . . . "	—	—	—	84,914	42,736	—	—	—	3,92,258	6,26,689
Sulphur black (c) . . . "	—	—	—	181,888	260,471	—	—	—	79,399	1,70,618
Material yellow (c) . . . "	—	—	—	89,996	34,188	—	—	—	95,018	40,852
Auramine of concentration of 15 per cent and less (c) . . . "	—	—	—	82,100	10,800	—	—	—	23,386	8,692
Rhodamine (Carthamines) of concentration of 15 per cent. and less (c) . . . "	—	—	—	18,850	4,650	—	—	—	15,448	4,633
Aniline Salts (c) . . . "	—	—	—	33,340	47,040	—	—	—	15,508	21,205
Others . . . "	..	..	1,408	330,182	218,224	..	..	1,034	6,85,579	4,53,975
Other sorts (including lac-dye) . . . Cwts.	760	238	301	839	12,879	34,953	6,967	19,624	88,225	57,498
Total of Dyeing, and tanning, etc. . . Value	—	—	—	—	—	22,41,077	29,73,875	20,62,942	25,00,029	23,28,392
Earthenware and Porcelain—										
Earthenware—										
Sanitary ware . . . Value	—	—	—	—	—	1,53,285	1,40,008	1,47,240	94,871	1,37,679
Other kinds . . . "	—	—	—	—	—	8,74,085	5,00,631	3,75,482	3,56,808	3,46,210
Porcelain—										
Electrical . . . "	—	—	—	—	—	12,209	6,451	2,202	1,827	10,297
Other kinds . . . "	—	—	—	—	—	4,76,275	4,07,375	2,30,588	4,69,550	3,77,746
Total of Earthenware, etc. . . "	—	—	—	—	—	15,15,854	10,63,465	7,55,512	9,23,002	8,72,132

(a) Revised headings immediately following from 1931-32.  
(b) " " " " opened from 1931-32.  
(c) " " " " " " 1932-33.



TRADE AT CHIEF PORT  
CALCUTTA

( 42 )

No. 12—continued  
IMPORTS—continued

PRINCIPAL AND OTHER ARTICLES	QUANTITY					VALUE				
	1929-30	1930-31	1931-32	1932-33	1933-34	1929-30	1930-31	1931-32	1932-33	1933-34
						₹	₹	₹	₹	₹
<b>BENGAL—continued</b>										
<b>CALCUTTA—continued</b>										
Electroplated ware . . . Value	—	—	—	—	—	2,05,073	61,798	42,057	8,899	29,041
Pireworks . . . Lbs.	367,988	141,439	157,076	183,542	138,123	2,48,160	1,00,094	1,00,041	1,16,041	70,294
Fish (excluding canned fish) . . . Cwts.	1,290	1,398	1,097	741	1,326	86,306	83,840	71,193	30,503	52,711
Fodder, bran, and Pollards (excluding oil-cake) . . . "	26,444	31,088	22,993	20,226	1,723	1,10,870	1,23,366	68,618	78,201	7,407
<b>Fruits and Vegetables—</b>										
Fresh Fruits and Vegetables—										
Fresh fruits—										
Coconuts . . . No.	2,079,175	2,096,660	2,100,060	1,288,000	1,840,760	66,550	67,706	41,569	32,200	51,641
Other sorts . . . Value	—	—	—	—	—	57,385	2,20,021	3,20,854	3,15,219	2,48,433
Total of Fresh Fruits . . . "	—	—	—	—	—	1,23,935	2,87,767	3,62,423	3,47,469	2,09,974
Fresh Vegetables of all kinds . . . "	—	—	—	—	—	8,352	1,809	138	45	3,604
Fruits and vegetables: dried, salted, or preserved, not being canned or bottled—										
Almonds . . . Tons	303	392	331	306	224	2,60,749	2,47,320	1,88,345	1,69,418	1,88,821
Currents and raisins . . . "	23	25	15	26	25	14,752	13,895	9,270	14,633	12,959
Dates . . . "	725	653	1,003	678	516	1,83,771	1,47,069	1,34,534	1,07,536	68,666
Other sorts . . . "	38	48	28	48	91	37,766	50,124	24,853	25,411	32,580
Total Fruits and Vegetables, dried, etc. . . "	1,094	1,118	1,877	1,058	850	5,11,088	4,58,408	3,52,011	3,17,047	2,52,426
Total of Fruits and Vegetables . . . Value	—	—	—	—	—	6,43,325	7,48,094	7,14,567	6,64,591	5,55,903
Furniture and Cabinetwork—										
Bedsteads . . . ₹	—	—	—	—	—	69,746	74,759	33,214	41,157	24,420
Furniture of wood (other than bedsteads) . . . "	—	—	—	—	—	1,30,066	1,57,820	94,799	53,852	98,150
Furniture of other materials (other than bedsteads) . . . "	—	—	—	—	—	5,90,556	3,35,552	1,66,183	1,19,313	1,01,405
Buildings . . . "	—	—	—	—	—	1,19,863	56,813	51,322	23,982	44,554
Total of Furniture, etc. . . "	—	—	—	—	—	9,29,231	6,24,944	3,45,529	2,43,334	2,68,529
Gelatine . . . Cwts.	..	351	171	180	126	..	23,698	18,994	11,196	10,121
Glass and Glassware—										
Bangles . . . Value	—	—	—	—	—	20,86,575	11,32,705	6,82,936	6,79,951	4,01,176
Beads and false pearls . . . Cwts.	15,827	7,950	7,358	10,473	12,836	12,63,914	5,28,107	3,64,194	4,79,421	5,88,505
Bottles and phials—										
Soda water bottles Gross	11,101	7,445	6,719	4,476	2,196	3,02,625	2,09,514	1,63,504	1,04,804	48,020
Others . . . "	300,955	257,818	208,864	321,791	290,084	10,98,518	8,46,444	5,70,577	6,31,036	5,25,903
Funels, globes, and glass parts of lamps . . . Value	—	—	—	—	—	5,83,733	3,48,682	1,50,385	1,05,024	79,450
Scientific glassware . . . "	—	—	—	—	—	11,902	13,493	13,096	21,688	7,226
Sheet and plate { Sq. ft.	6,579,390	6,684,677	4,249,064	5,196,923	6,327,142	7,93,589	6,78,357	4,54,470	5,35,150	5,62,628
{ Cwts.	80,090	74,407	51,523	64,120	70,271					
Tableware (including decanters, tumblers, etc.) . . . Value	—	—	—	—	—	1,31,480	91,756	42,669	22,427	48,028
Other glassware . . . "	—	—	—	—	—	14,27,450	11,03,949	9,15,740	12,26,249	13,11,675
Total of Glass, etc. . . "	—	—	—	—	—	76,99,686	49,44,307	33,57,000	38,04,880	35,72,756
Glue . . . Cwts.	7,152	6,661	5,954	4,327	5,296	3,02,268	3,08,381	2,34,525	1,73,977	1,84,694
Grain, Pulse and Flour—										
Beans (dry) . . . Tons	..	6	..	48	103	390	1,070	167	7,229	11,273
Pulse . . . "	310	1,075	1,016	360	292	52,702	1,57,881	1,29,495	46,240	33,975
Rice, not in the husk . . . "	294	86	45	16	731	43,921	8,075	9,088	3,460	34,608
Wheat . . . "	186,464	121,237	80,676	28,218	8,759	2,60,79,762	98,82,000	49,35,996	23,46,681	5,51,782
Other sorts . . . "	1,348	420	5	38	90	1,55,790	46,545	545	4,727	14,011
Total of Grain, etc. . . "	188,411	122,824	81,842	28,675	9,984	2,68,37,565	1,00,95,521	50,75,241	24,07,396	6,45,700
Graphite crucibles . . . Cwts.	727	997	600	82	1,487	31,594	41,658	17,279	5,596	59,053

No. 12—continued  
IMPORTS—continued

PRINCIPAL AND OTHER ARTICLES	QUANTITY					VALUE				
	1929-30	1930-31	1931-32	1932-33	1933-34	1929-30	1930-31	1931-32	1932-33	1933-34
<b>BENGAL—continued</b>						R	R	R	R	R
<b>CALCUTTA—continued</b>										
Gums and Resins—										
Arabic . . . Cwts.	440	1,060	1,126	1,597	844	14,246	32,268	34,182	36,323	19,041
Benjamin . . . "	1,531	1,477	1,312	1,561	2,046	98,777	90,609	73,518	78,480	85,973
Dammer (resins) . . . "	35,846	29,220	23,051	24,496	23,215	2,74,184	2,22,657	1,73,259	1,72,561	1,45,217
Roan . . . "	15,529	13,870	11,891	10,878	26,376	2,21,028	1,85,046	1,10,140	1,14,151	2,60,680
Other sorts . . . "	2,110	2,172	2,678	1,835	3,170	86,515	76,910	60,673	50,747	87,569
Total of Gums, etc. . . "	55,456	47,808	40,058	40,357	56,161	6,93,728	6,07,490	4,51,672	4,52,502	5,99,969
Hair, and manufactures of hair—										
Hair of all kinds . . . "	88	66	39	7	44	3,413	11,735	3,374	1,138	3,626
Manufactures of hair (other than toilet requisites) . . . Value	—	—	—	—	—	20,203	58,476	2,590	10,941	17,968
Total of Hair, etc. . . "	—	—	—	—	—	23,621	70,211	6,464	12,079	21,594
Hardware (excluding cutlery and electroplated ware)—										
Agricultural implements . . . "	—	—	—	—	—	7,72,780	3,38,041	2,24,615	2,55,660	2,63,616
Buckets of tinned or galvanized iron . . . "	—	—	—	—	—	7,703	7,960	1,733	1,797	2,356
Builders' hardware, such as locks, hinges, door bolts, etc. . . "	—	—	—	—	—	11,45,894	8,15,735	6,57,324	10,70,878	6,96,192
Domestic hardware, other than enamelled ironware . . . "	—	—	—	—	—	3,11,279	1,94,748	1,77,377	1,52,875	1,04,233
Enamelled ironware . . . "	—	—	—	—	—	9,77,063	7,79,710	4,49,411	7,52,221	6,99,712
Gas mantles . . . "	—	—	—	—	—	1,62,873	1,54,652	1,04,757	1,37,173	1,22,314
Implements and tools, other than agricultural implements and machine tools . . . "	—	—	—	—	—	25,07,476	15,74,138	10,18,209	10,18,895	12,99,044
Lamps, metal . . . No.	2,633,816	1,679,841	1,106,821	1,038,929	12,67,168	29,23,200	18,40,389	11,94,050	12,64,071	12,62,620
" glass . . . "	7,702	4,348	355	1	2,833	6,919	7,635	1,682	115	649
Parts of lamps, other than glass . . . Value	—	—	—	—	—	1,90,472	1,67,063	1,02,613	1,11,221	1,10,337
Safes and strong boxes of metal . . . No.	3,402	382	162	92	67	57,926	52,815	12,841	15,170	7,006
Stoves . . . "	91,657	55,486	37,250	45,793	45,991	2,53,099	1,95,468	1,31,356	1,32,315	1,39,114
Other sorts . . . Value	—	—	—	—	—	77,89,031	52,65,069	41,39,468	46,01,530	44,17,306
Total of Hardware, etc. . . "	—	—	—	—	—	1,72,10,721	1,18,93,423	82,15,966	95,74,244	91,20,049
Hides and skins, raw—										
Hides, raw . . . Tons and No.	4	12	..	1	2	4,193	13,325	..	1,394	437
" . . . Tons and No.	502	22,050	..	200	50	5,418	33,318	7,938	15,736	65,282
Skins, raw . . . Tons and No.	1	1	1	1	8	..	..	..	..	..
Total of Hides and Skins, raw . . . Tons	5	13	1	2	10	9,610	47,143	7,938	17,629	55,719
Hops . . . Cwts.	283	190	122	128	176	23,615	17,370	14,500	12,998	19,830
Instruments, Apparatus, and Appliances, and parts thereof—										
Electrical, including telegraphic and telephone apparatus, not being machinery—										
Electric fans and parts thereof . . . Value	—	—	—	—	—	18,77,077	9,61,300	7,84,511	10,27,424	7,67,531
Electric wires and cables—										
Rubber, insulated . . . "	—	—	—	—	—	16,55,584	12,27,512	8,12,791	6,83,151	7,46,373
Insulations, other than rubber . . . "	—	—	—	—	—	22,55,761	28,85,512	15,36,208	9,60,033	10,49,306
Telegraph and telephone wires and cables . . . "	—	—	—	—	—	8,537	1,43,136	1,472	867	1,131
Bare copperwire (Electrolytic) other than telegraph and telephone* . . . Cwts.	—	25,831	2,521	10,037	8,004	17,31,023	11,86,238	1,12,740	5,07,218	2,78,415
Telegraph and Telephone instruments and apparatus . . . Value	—	—	—	—	—	1,40,958	1,63,464	2,61,689	1,43,166	3,51,012

\* Quantity recorded from 1930-31,

No. 12—continued  
IMPORTS—continued

PRINCIPAL AND OTHER ARTICLES	QUANTITY					VALUE				
	1929-30	1930-31	1931-32	1932-33	1933-34	1929-30	1930-31	1931-32	1932-33	1933-34
						R	R	R	R	R
<b>BENGAL—continued</b>										
<b>CALCUTTA—continued</b>										
Instruments, Apparatus, and Appliances, and parts thereof—contd.										
Electrical—continued										
Electric lamps and parts thereof—										
Electric glow lamps—										
Gas-filled electric bulbs (a) No.	—	—	581,884	495,527	683,712	—	—	6,81,855	5,14,176	6,31,453
Vacuum electric bulbs (a) "	—	—	1,316,833	1,456,075	1,763,550	—	—	5,73,124	4,86,107	5,30,230
Electric bulbs for automobile(a) "	—	—	93,748	257,851	65,761	—	—	82,868	81,727	12,445
Electric bulbs for torches (a) "	—	—	839,554	3,775,393	1,884,090	—	—	3,278	1,02,731	75,242
Wireless Valves(a) "	—	—	206	185	96	—	—	1,516	607	936
Flash lights (including torch lights, etc.) (b) "	177,945	261,745	—	—	—	3,28,226	4,13,619	—	—	—
Automobile lighting lamps (b) "	111,500	66,864	—	—	—	88,438	28,887	—	—	—
Standard lighting lamps (b) "	1,872,818	1,621,406	—	—	—	11,89,822	9,35,850	—	—	—
Electric lamps, other sorts "	1,845	3,647	360,553	15,222	144,348	21,314	6,626	8,49,168	9,209	1,04,748
Parts and accessories of Electric lamps Value	—	—	—	—	—	5,71,375	4,94,783	2,64,847	4,31,407	2,31,815
Batteries "	—	—	—	—	—	4,10,527	4,77,013	8,53,204	7,50,933	4,87,462
Carbons, electric (including furnace electrodes) "	—	—	—	—	—	1,29,754	1,27,770	1,32,557	1,98,062	1,27,111
Accumulators (including parts) "	—	—	—	—	—	12,45,476	8,85,571	3,79,110	5,15,833	4,40,388
Condensers, electric "	—	—	—	—	—	669	3,667	2,031	2,890	17,255
Electric lighting accessories and fittings (including switches) "	—	—	—	—	—	6,21,067	2,30,387	48,243	48,031	43,666
Electrical instruments (other than telegraphic and telephonic)—	—	—	—	—	—	—	—	—	—	—
Meters . . . "	—	—	—	—	—	2,86,189	1,91,065	1,12,857	2,04,898	1,38,278
Others . . . "	—	—	—	—	—	1,55,507	1,78,449	56,648	501	38,815
Electro-medical apparatus (including X-ray apparatus) "	—	—	—	—	—	93,733	67,871	70,372	57,175	46,054
Switch boards (other than telegraphs and telephones) "	—	—	—	—	—	2,77,523	3,10,923	2,55,205	1,72,970	3,17,350
Unenumerated . . . "	—	—	—	—	—	24,51,908	31,21,367	21,40,385	22,15,168	18,66,434
<b>Total of Electrical Instruments, etc.</b> "	—	—	—	—	—	1,64,49,468	1,34,86,850	90,44,115	91,55,394	83,07,494
<b>Musical—</b>										
Organs and harmoniums, complete No.	78	32	57	19	12	9,178	4,239	5,408	4,191	1,253
Pianos and piano players, complete "	67	68	95	12	11	52,676	36,610	17,930	7,715	4,283
Talking machines and accessories—										
Talking machines "	7,365	3,262	4,016	4,048	29,794	2,34,876	1,07,922	1,10,282	1,11,775	3,96,673
Records . . . "	4,06,702	303,472	72,715	35,545	34,331	5,64,056	4,19,183	98,142	46,671	38,871
Accessories . . . Value	—	—	—	—	—	6,40,662	2,49,221	4,10,594	5,82,726	6,79,997
Other sorts, including parts of musical instruments . . . "	—	—	—	—	—	2,73,328	2,27,794	2,26,590	1,78,749	2,57,812
<b>Total of Musical Instruments, etc.</b> . . . "	—	—	—	—	—	17,74,778	10,44,969	8,68,946	9,31,827	13,78,889
<b>Optical . . . . .</b> "	—	—	—	—	—	1,96,587	2,86,497	2,21,561	2,87,001	4,20,006
<b>Photographic—</b>										
Cinematograph films—										
Raw films (Length in ft.)	1,488,607	2,335,624	3,703,463	3,537,547	6,034,856	69,818	1,10,811	1,76,162	1,50,588	2,41,241
Exposed films (other than cinematograph films) Value	2,972,930	2,926,759	2,701,755	2,888,128	3,970,478	10,77,027	9,87,675	8,28,898	9,39,560	13,28,838
Scientific, philosophical . . . "	—	—	—	—	—	10,25,104	8,85,958	9,48,371	7,72,246	6,61,382
Surgical . . . . . "	—	—	—	—	—	4,77,341	4,77,062	3,34,946	3,13,368	3,17,666
Wireless apparatus . . . "	—	—	—	—	—	5,18,890	4,46,589	3,68,477	3,31,277	3,46,951
Other kinds . . . . . "	—	—	—	—	—	2,65,018	2,86,981	2,53,774	2,13,241	2,52,327
Other kinds . . . . . "	—	—	—	—	—	9,21,720	16,02,151	8,06,476	7,90,984	8,89,656
<b>Total of Instruments, etc.</b> . . . . . "	—	—	—	—	—	2,27,69,524	1,95,62,518	1,38,50,156	1,88,85,396	1,41,43,450
<b>Jewellery (excluding imitation jewellery, and precious stones and pearls uncut), also plate of gold and silver—</b>										
Jewellery . . . . . "	—	—	—	—	—	2,76,540	1,18,946	1,13,935	28,28,443	51,073
Plate of gold and silver . . . . . "	—	—	—	—	—	35,857	59,094	76,612	87,682	65,300
<b>Total of Jewellery, etc.</b> . . . . . "	—	—	—	—	—	3,12,397	1,78,040	1,90,547	29,16,125	1,16,433
<b>Lao—</b>										
Stork and seed . . . . . Cwts.	76,214	22,339	6,754	3,721	50,859	50,60,140	7,69,032	1,62,500	55,523	11,22,448
Shell and button . . . . . "	88	32	3	6	1	4,163	24,68	272	223	61
<b>Total of Lao . . . . .</b> "	76,247	22,371	6,757	3,726	50,860	50,64,303	7,71,550	1,62,772	55,761	11,22,509

(a) Separately recorded from 1931-32.  
(b) Discontinued from 1931-32 and shown under newheads above.

No. 12—continued  
IMPORTS—continued

PRINCIPAL AND OTHER ARTICLES	QUANTITY					VALUE				
	1929-30	1930-31	1931-32	1932-33	1933-34	1929-30	1930-31	1931-32	1932-33	1933-34
BENGAL—continued										
CALCUTTA—continued										
Leather—										
Hides, tanned or dressed	Tons =1,413	2 =731	.. =447	8 =1,030	.. =414	60,015	15,808	8,195	18,410	7,194
Skins " "	Tons =18,040	1 =6,955	1 =23,289	25 =79,112	50 =86,133	64,363	24,072	1,32,178	3,48,399	4,41,692
Unwrought	Cwts. 1,644	970	554	456	7,021	8,18,095	5,84,292	2,84,243	1,80,921	2,25,392
Leather cloth (including artificial leather)	Sq. yds. 160,858	74,429	98,947	108,325	137,288	2,80,188	91,099	99,455	1,03,406	1,19,040
Manufactures (excluding boots and shoes and belting for machinery)—										
Bags and trunks	Cwts. 51	43	29	43	127	20,150	13,787	14,204	25,236	47,209
Pickers	" 1,338	906	481	554	688	2,12,375	1,44,100	72,981	80,803	94,166
Pickling bands and straps	" 1,508	768	575	564	479	3,37,648	1,69,695	1,02,935	1,00,795	94,794
Roller skins	" 53	27	47	36	39	52,532	31,855	42,715	33,032	35,982
Saddlery and harness	" 81	73	46	28	23	23,478	23,811	14,509	9,360	9,323
Other sorts	" 11,048	6,258	5,044	12,599	11,188	5,17,253	3,67,355	2,64,425	3,43,572	2,65,909
Total of Leather	Value	—	—	—	—	23,31,103	14,15,819	10,35,840	12,43,934	13,40,701
Liquors (including denatured and perfumed spirits)—										
Ale, beer, and porter—										
Ale and beer, in bottle	Liq. Gals. 806,463	754,612	554,738	623,334	592,663	19,71,635	18,44,438	12,73,376	14,00,453	11,82,904
Ale and beer, in bulk	" 814,057	297,628	277,127	262,331	200,945	4,32,984	3,82,591	3,83,700	3,87,325	2,98,794
Stout and porter, in bottle	" 49,161	35,913	26,357	24,333	21,341	1,72,910	1,32,501	90,376	85,921	74,669
Stout and porter, in bulk	" 3,550	1,566	2,308	3,002	2,860	5,634	1,429	2,378	4,069	2,845
Cider and other fermented liquors	" 3,544	2,232	2,446	2,024	1,927	21,635	12,295	12,213	10,554	8,867
Spirit—										
Brandy	L. proof Gals. 70,328	52,963	35,751	12,344	14,363	10,81,308	9,05,099	5,05,443	3,63,291	3,52,746
Liquor	" 92,747	70,231	26,734	16,436	19,176					
Gin	L. proof " 23,718	27,055	26,866	19,231	19,346	2,35,518	3,21,439	2,26,208	2,24,555	2,28,622
Liquor	" 33,334	38,473	19,096	27,720	28,341					
Liqueurs	" 9,453	7,041	4,392	4,090	4,462	2,04,558	1,41,667	1,16,114	1,07,505	1,12,150
Rum	L. proof " 324,232	40,241	13,154	792	154	2,60,513	38,732	28,345	4,286	1,456
Liquor	" 194,268	24,909	30,054	718	171					
Whisky	L. proof " 137,189	124,661	109,143	83,270	88,907	29,78,420	27,22,533	17,37,392	17,23,499	18,01,243
Liquor	" 183,845	166,713	82,470	109,520	111,629					
Spirit, present in drugs, medicines, or chemicals	Liquor " 59,226	44,863	36,275	33,411	32,965	18,14,934	13,00,134	11,30,325	11,38,315	11,02,486
Spirit, perfumed	" 5,248	3,344	1,367	1,388	1,583	3,30,009	2,42,519	1,33,399	1,35,347	1,68,334
" denatured	" 355,183	531,593	443,353	349,626	93,573	4,26,806	5,09,947	3,90,913	2,38,960	76,044
All other sorts of spirits	" 9,940	5,947	2,937	2,412	2,219	1,71,239	1,40,490	1,07,480	1,09,306	94,514
Total of Spirit	" 944,244	893,139	647,733	545,321	294,124	76,03,010	63,22,560	44,21,124	40,40,697	39,37,595
Wines—										
Champagne and other sparkling wines	Gals. 10,938	7,311	4,340	3,227	5,160	2,34,220	1,82,418	1,20,048	89,827	1,43,814
Port	" 13,832	7,910	6,195	5,764	5,911	1,59,996	99,119	76,349	65,912	63,940
Still red wines, other than Port	" 10,046	6,613	6,509	5,405	6,136	71,429	58,002	33,217	38,630	41,913
Sherry, Madeira, and Marsala	" 9,307	3,069	7,394	7,289	10,048	1,33,762	1,20,733	1,12,914	1,04,353	1,51,923
Still white wines, other than Sherry, Madeira, and Marsala	" 2,634	3,761	1,473	1,766	1,913	24,135	22,315	14,724	19,400	21,801
Other sorts, including Vermouth and Ginger wine	" 34,975	23,804	22,030	20,328	17,174	1,73,036	1,56,311	1,19,962	1,24,927	1,08,077
Total of Wines	" 81,732	62,463	49,046	43,773	46,392	8,51,633	6,39,448	4,32,214	4,42,549	5,36,473
Total of Liquor	" 2,202,801	2,047,558	1,580,255	1,509,718	1,160,232	1,11,09,576	93,25,263	64,71,181	63,71,765	60,42,137

N.B.—Spirit denatured in Bond at the Custom House in 1929-30

	L. gals.	Rs.
1929-30	133,407	2,31,164
" " "	21,196	24,296
" " "	19,734	19,943
" " "	1,297	2,401
1933-34	Nil	Nil

TRADE AT CHIEF PORT  
CALCUTTA

( 46 )

No. 12—continued  
IMPORTS—continued

PRINCIPAL AND OTHER ARTICLES	QUANTITY					VALUE				
	1929-30	1930-31	1931-32	1932-33	1933-34	1929-30	1930-31	1931-32	1932-33	1933-34
						R	R	R	R	R
BENGAL—continued										
CALCUTTA—continued										
Machinery and millwork—										
Prime-movers (other than electrical)—										
Locomotives (including those for railways)—										
Oil Engines . . . . . No.	18	18	16	15	16	71,608	62,936	98,158	1,09,258	31,537
Parts of Oil Engines . . . . . Value	—	—	—	—	—	24,240	20,210	31,385	25,019	63,666
Steam Engines . . . . . No.	18	27	0	11	18	2,08,338	3,33,479	80,728	1,11,954	15,930
Parts of steam engines . . . . . Value	—	—	—	—	—	1,24,808	1,77,485	1,23,535	3,59,021	1,25,958
Railway locomotive engines and tenders and parts thereof . . . . .	—	—	—	—	—	64,86,372	52,12,508	28,11,341	6,40,848	10,43,089
Others . . . . .	—	—	—	—	—	11,072	..	..	772	20,551
Other than Locomotives—										
Gas Engines . . . . . No.	7	2	17	18	13	17,752	236	15,342	11,917	7,634
Parts of Gas Engines . . . . . Value	—	—	—	—	—	7,041	6,170	3,980	12,344	16,802
Oil Engines . . . . . No.	999	674	405	479	450	17,91,902	13,07,131	8,98,638	6,32,300	7,16,443
Parts of Oil Engines . . . . . Value	—	—	—	—	—	7,33,935	5,93,844	2,80,851	2,06,276	2,53,311
Steam Engines . . . . . No.	74	53	15	16	47	9,21,913	3,33,846	1,06,455	77,687	2,30,400
Parts of steam engines . . . . . Value	—	—	—	—	—	26,51,376	8,85,156	1,84,542	85,538	1,41,013
Others . . . . .	—	—	—	—	—	2,893	9,80,111	9,10,907	43,857	4,25,384
Others										
Electrical machinery of all kinds, not including instruments, apparatus, appliances, and parts thereof—										
Control and Switch gear . . . . .	—	—	—	—	—	10,05,970	19,06,417	9,61,031	8,36,234	7,82,720
Generators, etc. . . . .	—	—	—	—	—	19,09,086	25,31,910	10,70,420	8,23,808	4,24,440
Motors . . . . .	—	—	—	—	—	19,88,737	23,50,564	10,11,180	12,76,749	9,40,051
Transformers . . . . .	—	—	—	—	—	4,75,741	5,82,658	1,81,998	1,13,494	2,40,026
Turbo-generating sets . . . . .	—	—	—	—	—	1,14,658	9,330	3,877	..	1,44,045
Other kinds . . . . .	—	—	—	—	—	1,24,192	38,853	54,294	84,225	54,154
Machinery, not being prime-movers or electrical machinery—										
Aerated water making machinery . . . . .	—	—	—	—	—	39,801	54,757	25,225	3,527	7,027
Agricultural machinery—										
Agricultural tractors and parts . . . . .	—	—	—	—	—	3,40,355	1,99,871	1,17,407	57,791	1,64,191
Ploughs and parts . . . . .	—	—	—	—	—	83,779	30,408	19,581	16,838	22,781
Other sorts . . . . .	—	—	—	—	—	18,534	3,691	6,118	44,483	64,164
Bollers . . . . .	—	—	—	—	—	71,22,964	60,72,430	26,25,803	16,69,913	33,50,619
Boot and shoe manufacturing machinery . . . . .	—	—	—	—	—	1,620	237	2,688	23,224	62,782
Leather tanning and curing machinery . . . . .	—	—	—	—	—	67,706	60,887	31,506	35,524	20,750
Metal working machinery (including machine tools) . . . . .	—	—	—	—	—	3,43,679	1,32,581	1,38,391	20,696	11,757
Mining machinery—										
Coal . . . . .	—	—	—	—	—	8,02,408	7,97,256	2,85,359	2,68,874	2,87,322
Other sorts . . . . .	—	—	—	—	—	230	47,260	5,781	..	1,12,667
Oil-crushing and refining machinery . . . . .	—	—	—	—	—	6,71,968	4,30,350	1,68,768	1,98,732	3,35,515
Paper mill machinery . . . . .	—	—	—	—	—	5,92,932	6,82,111	6,00,747	4,95,514	10,63,559
Pumping machinery (a) . . . . .	—	—	—	—	—	—	—	—	—	8,06,583
Refrigerating machinery . . . . .	—	—	—	—	—	8,99,411	6,66,056	8,22,256	1,73,192	2,10,042
Rice and flour mill machinery . . . . .	—	—	—	—	—	5,29,562	4,37,519	2,19,585	2,01,553	2,11,522
Saw mill and wood working machinery . . . . .	—	—	—	—	—	3,01,933	57,570	34,652	83,248	23,154
Sewing and knitting machines and parts thereof—										
Sewing and knitting machines . . . . . No.	19,117	18,622	9,926	9,336	17,084	20,06,986	14,40,882	10,81,161	9,67,169	13,74,938
Parts of sewing and knitting machines and accessories . . . . . Value	—	—	—	—	—	1,71,158	1,84,738	1,05,662	74,046	1,60,876
Sugar machinery . . . . .	—	—	—	—	—	5,44,088	12,45,079	27,68,486	1,31,53,619	2,13,94,749
Tea machinery . . . . .	—	—	—	—	—	16,28,498	10,37,248	5,05,814	11,98,528	5,06,817

(a) New sub-heads opened from 1933-34.

No. 12—continued  
IMPORTS—continued

PRINCIPAL AND OTHER ARTICLES	QUANTITY					VALUE				
	1929-30	1930-31	1931-32	1932-33	1933-34	1929-30	1930-31	1931-32	1932-33	1933-34
BENGAL—continued						R	R	R	R	R
CALCUTTA—continued										
Machinery and Millwork—contd.										
Machinery, not being prime-movers or electrical machinery—contd.										
Textile machinery—										
Cotton—										
Cotton spinning machinery . . . Value	—	—	—	—	—	9,03,502	9,39,857	6,16,440	4,08,378	10,22,091
Cotton weaving machinery . . . "	—	—	—	—	—	3,48,222	6,05,585	8,62,081	11,84,308	9,09,066
Other sorts of cotton machinery . . . "	—	—	—	—	—	3,948	2,945	3,532	..	4,07,171
Jute . . . "	—	—	—	—	—	1,42,55,060	81,27,948	32,16,014	35,93,354	31,90,060
Shuttles (excluding those for sewing machines) . . . "	—	—	—	—	—	1,34,630	80,536	53,422	26,347	65,056
Wool machinery . . . "	—	—	—	—	—	49,480	44,472	35,182	68,220	1,39,052
Other sorts of textile machinery . . . "	—	—	—	—	—	2,75,769	2,47,443	1,02,300	1,08,558	1,80,025
Typewriters—										
Typewriters . . . No.	5,029	5,711	4,898	2,105	4,275	7,20,488	7,86,583	6,46,938	3,01,706	4,72,321
Parts of typewriters and accessories . . . Value	—	—	—	—	—	2,14,771	1,83,969	2,04,368	57,617	1,32,439
Other sorts of machinery excluding printing machinery . . . "	—	—	—	—	—	1,46,81,021	1,12,27,816	68,98,101	82,16,763	69,64,503
Total of Machinery and Millwork . . . "	—	—	—	—	—	6,69,29,122	5,30,72,773	3,11,11,583	3,81,02,099	4,55,68,660
Manures (excluding oil cakes)*—										
Nitrogenous—										
Nitrate of soda . . . Tons	5,870	1,478	1,406	530	1,036	7,93,599	2,05,027	1,76,077	68,793	1,10,810
Sulphate of Ammonia . . . "	6,073	6,346	3,180	8,370	5,587	8,59,098	8,08,220	3,51,229	8,24,278	5,40,221
Others . . . "	—	—	900	3	201	—	—	81,572	2,580	22,241
Potassic—										
Muriate of potash . . . "	5,059	2,592	2,580	700	615	6,79,893	2,88,932	3,01,264	95,610	1,09,750
Others . . . "	—	—	1,175	66	115	—	—	88,366	11,712	17,470
Phosphatic—										
Superphosphate . . . "	—	—	2,580	1,666	1,292	—	—	1,54,820	66,998	1,00,662
Others . . . "	15,790	10,839	868	306	1,182	14,90,087	8,27,554	29,264	7,854	1,25,008
Compounds—										
Ammonium Phosphate . . . "	—	—	51	25	1,593	—	—	7,242	4,555	2,27,214
Others . . . "	6	11	47	1,130	2,765	975	1,390	7,570	54,845	4,17,705
Total of Manures . . . "	32,807	21,266	12,764	12,804	14,386	37,24,502	21,26,132	11,97,424	11,36,234	16,89,180
Matches—										
Safety . . . Gross of boxes	97,294	22,071	1,084	904	16,030	1,04,631	19,659	4,200	3,734	12,617
Other sorts . . . "	17,545	23,787	1	11,551	15,112	16,217	20,866	305	8,680	13,234
Total of Matches . . . "	114,839	45,858	1,085	12,455	32,061	1,19,848	40,525	4,565	12,364	25,851
Mats and matting (except coir and rubber) . . . Sq. Yds.	338,474	712,045	565,739	1,125,544	1,342,166	83,000	1,18,802	1,02,062	1,28,745	1,62,879
Metals and Ores—										
Aluminium—										
Unwrought . . . Cwts.	778	835	2	59	51	47,082	54,545	64	4,109	3,132
Wrought—										
Circles and sheets—										
Circles . . . "	68,143	50,108	7,671	7,818	9,725	56,81,074	40,00,809	6,17,186	7,82,378	8,40,829
Sheets . . . "	568	724	391	951	558	46,299	55,115	30,737	78,989	49,332
Other manufactures . . . "	3,258	2,924	1,835	3,729	3,898	4,56,708	3,01,977	2,02,676	4,29,880	4,68,004
Total of Aluminium . . . "	72,736	54,591	9,899	12,551	14,227	62,31,158	44,72,536	8,50,663	12,89,356	13,61,357
Antifriction metal . . . "	8,952	2,445	1,771	1,545	1,947	3,19,452	1,16,901	63,927	73,109	1,39,199
Brass, Bronze, and similar alloys and manufactures there-of—										
Unwrought . . . "	31	477	275	1,944	210	1,480	17,900	8,860	47,038	6,721
Wrought—										
Mixed or yellow metal, for sheathing . . . "	67,742	29,341	15,925	41,312	48,161	36,90,517	13,69,980	6,27,297	14,23,984	14,13,480
Brass rods . . . "	5,192	6,268	3,348	5,109	4,221	2,58,728	2,36,814	1,02,781	1,26,259	1,06,910
Brass sheets . . . "	3,255	3,542	3,594	3,806	661	1,89,186	1,88,679	1,35,018	1,26,497	26,458
Brass tubes . . . "	575	515	348	256	387	48,950	33,296	17,798	12,967	19,188
Brass wire . . . "	2,370	1,545	1,020	3,651	1,941	1,52,579	88,018	44,321	1,17,146	60,027
Other sorts . . . "	25,007	29,816	15,163	35,042	4,480	18,48,458	12,28,872	5,53,341	11,29,062	2,10,309
Total of Brass, Bronze, etc. . . "	104,172	71,504	39,668	90,920	60,061	56,79,928	31,58,554	14,29,431	29,88,953	18,43,087

\* Revised classification introduced from 1931-32.

TRADE AT CHIEF PORT  
CALCUTTA

( 48 )

No. 12—continued  
IMPORTS—continued

PRINCIPAL AND OTHER ARTICLES	QUANTITY					VALUE					
	1929-30	1930-31	1931-32	1932-33	1933-34	1929-30	1930-31	1931-32	1932-33	1933-34	
BENGAL—continued											
CALCUTTA—continued											
Metals and Ores—continued											
Copper—											
Old, for remanufacture	Cwts.	3,097	6,566	3,077	1,854	1,039	1,57,278	2,58,577	1,04,891	58,835	28,715
Unwrought—Files, ingots, cakes, bricks, and slabs	"	9,629	5,932	1,796	4,372	11,406	6,10,976	3,13,473	84,541	1,45,549	3,54,941
Other sorts	"	128	3	..	20	—	8,179	545	..	693	—
Wrought—Rods	"	4,041	1,383	30,751	22,013	39,294	2,71,771	82,120	10,87,827	6,50,104	70,56,726
Sheets	"	11,587	15,622	13,158	30,095	23,497	8,40,226	8,09,309	6,29,650	14,80,731	8,02,557
Tubes	"	1,393	1,311	1,180	1,213	1,327	1,07,213	83,048	56,496	52,909	68,100
Wire, excluding wire of telegraph and telephone	"	332	1,598	409	761	867	24,995	75,826	17,825	20,220	30,497
Other manufactures	"	2,632	2,623	4,792	3,974	2,559	2,75,075	2,29,249	1,97,636	1,79,376	1,33,819
Total of Copper	"	32,734	35,038	55,163	70,192	79,989	22,95,708	19,47,147	31,78,366	25,07,417	24,69,856
Ferro Alloys (a)	Tons	—	1,105	1,407	542	1,339	—	2,79,013	3,45,448	1,03,667	3,42,732
German silver (including nickel silver)	Cwts.	4,956	6,311	2,988	3,662	4,918	4,39,432	4,26,038	2,17,392	2,70,731	3,09,827
Iron—Ore	Tons	1,268	5	17	..	15	2,20,626	678	2,078	..	1,840
Pig	"	..	960	119	350	892	..	71,764	3,342	26,629	66,696
Manufactures—Angle and tee, bolt and rod	"	49	768	2,108	2,910	1,832	7,935	71,921	1,93,727	2,74,965	1,75,029
Bars and channels	"	1,219	1,343	297	237	278	3,49,045	2,45,050	84,391	77,734	86,170
Rice-bowls	"	12	2	11	4	—	4,899	802	4,270	1,632	—
Total of Iron	"	2,548	3,078	2,552	3,501	3,017	5,82,505	3,90,215	2,93,308	3,81,010	3,28,735
Steel—Angle and tee	"	19,526	8,305	3,032	3,712	3,326	22,20,344	9,54,477	3,15,174	3,69,520	4,11,004
Spring	"	7	6	21	7	4	2,162	2,946	3,321	1,179	2,432
Bars	"	42,735	18,473	16,007	23,007	28,325	53,33,580	22,34,392	15,51,147	19,43,791	23,69,943
Cast—Tools, Steel—High speed	"	47	11	21	4	3	36,112	26,410	3,301	10,882	11,827
Carbon	"	8	7	15	..	—	3,765	3,732	5,099	430	202
Cast steel bars	"	104	131	60	313	466	85,438	63,078	37,555	1,81,861	3,05,871
Other cast steel	"	290	87	82	208	70	1,38,489	31,202	23,059	76,333	27,835
Ingots, blooms, billets, and slabs	"	3,246	1,090	941	805	1,250	7,07,555	1,42,472	92,331	90,813	1,30,632
Total of Steel	"	70,963	28,170	20,219	28,056	20,450	85,27,445	35,13,709	20,36,987	26,74,859	32,59,996
Iron or Steel—Anchors and cables	"	916	499	231	231	584	3,96,041	2,15,648	1,24,243	98,898	2,12,046
Beams, channels, pillars, girders, and bridge-work	"	39,092	30,004	7,033	3,423	4,236	45,30,127	35,74,893	6,98,384	3,77,269	4,65,909
Bolts and nuts	"	5,943	3,373	2,681	1,940	3,041	17,71,432	9,57,616	6,52,268	5,28,492	7,79,220
Fencing materials (including Fencing wire)	"	3,548	2,653	570	1,064	1,676	7,68,074	5,40,466	96,597	2,54,728	3,91,738
Hoops and strips	"	12,605	11,721	8,655	10,480	9,129	17,92,640	15,67,981	9,98,484	11,73,208	11,14,236
Nails, rivets, and washers	"	6,314	5,239	2,949	2,755	3,339	16,91,644	13,26,944	7,01,650	7,02,122	8,20,330
Old for remanufacture	"	91	97	71	59	77	3,612	4,898	3,567	2,044	2,322
Pipes and fittings, cast	"	355	130	148	350	240	1,67,758	1,12,932	64,171	35,393	1,46,461
Rails, chairs and fishplates (including those for Railways)—Protected—	"	6,540	924	599	163	379	7,97,592	1,22,599	1,15,794	29,180	55,022
Rails, 30 lbs. per yard and over, and fishplates therefor	"	1,195	398	252	22	9	1,14,594	40,716	18,563	3,568	1,904
Others	"	608	667	6	35	1,025	97,673	1,08,983	1,621	10,802	1,80,189
Not Protected	"	..	..	..	..	..	..	..	..	..	..
Screws—Wood screws	"	442	312	432	444	328	2,70,544	1,90,543	2,62,992	2,48,642	1,45,953
Metal thread screws	"	588	275	247	127	255	3,27,760	1,33,704	1,17,266	59,033	1,03,737
Total Screws	"	1,030	587	720	571	583	5,98,304	3,24,252	3,80,258	3,07,705	2,49,690

(a) Separately recorded from 1930-31.

No. 12—continued  
IMPORTS—continued

PRINCIPAL AND OTHER ARTICLES	QUANTITY					VALUE				
	1929-30	1930-31	1931-32	1932-33	1933-34	1929-30	1930-31	1931-32	1932-33	1933-34
<b>BENGAL—continued</b>										
<b>CALCUTTA—continued</b>										
<b>Metals and Ores—continued</b>										
<b>Iron or Steel—continued</b>										
Sheets and plates—										
Galvanised—										
Corrugated Tons	110,201	49,516	22,406	17,081	16,020	2,28,44,503	88,26,668	39,77,368	26,05,517	30,05,138
Plain . . . . .	9,088	6,241	4,210	3,426	2,934	21,16,911	13,22,037	7,77,517	6,03,137	5,31,300
Tinned—										
Tin plates . . . . .	7,429	3,077	2,708	8,387	1,617	22,68,497	12,50,876	6,53,235	6,30,937	4,93,162
Other sorts . . . . .	59	22	8	10	3	40,692	12,858	4,966	5,690	1,001
Not galvanised or tinned—										
Sheets up to ½ inch thick . . . . .	6,760	5,158	4,043	3,723	3,827	11,63,208	8,43,271	5,86,195	4,06,460	5,46,878
Plates over ½ inch thick . . . . .	19,527	7,244	2,435	3,143	3,245	22,86,901	8,66,027	2,74,738	3,74,600	4,01,003
Other sorts . . . . .	154	739	111	196	82	87,182	1,24,705	16,913	39,853	19,756
Total of Sheets and plates . . . . .	158,213	71,897	35,921	30,975	28,628	3,07,32,869	1,32,60,332	62,90,832	51,46,274	50,89,327
Sleepers and keys of steel and iron for Railways . . . . .	42,764	608	631	318	409	37,90,516	80,230	1,41,117	26,108	87,983
Tubes, pipes and fittings, wrought . . . . .	12,018	10,478	6,157	6,444	6,155	36,17,824	31,69,318	18,14,887	16,98,132	22,54,288
Wire nails . . . . .	2,764	3,744	2,070	2,732	3,059	5,20,373	6,52,069	3,43,857	4,15,000	4,71,910
Wire rope—										
Black . . . . .	1,340	1,286	976	960	1,048	7,26,607	6,67,894	4,01,135	4,64,294	4,64,171
Galvanised . . . . .	723	746	501	286	329	4,14,261	3,70,668	2,12,459	1,44,180	187,002
Wire other than fencing wire . . . . .	3,425	5,517	3,822	3,812	3,004	7,52,512	9,62,629	6,54,437	7,21,045	5,36,234
Other manufactures of iron or steel . . . . .	11,938	5,780	3,803	4,114	3,051	37,28,873	18,05,190	10,54,554	9,49,850	9,47,626
Total of Iron or Steel . . . . .	306,312	156,339	77,860	70,734	73,501	6,70,48,375	2,98,66,292	1,40,24,423	1,31,38,747	1,43,88,654
<b>Lead—</b>										
Unwrought—										
Ore Tons	34	44	29	40	45	14,474	16,834	10,769	14,275	13,507
Other sorts Cwts.	192	94	214	238	109	4,034	1,811	3,145	3,015	1,454
Wrought—										
Sheets . . . . .	4,081	3,236	4,676	3,978	4,536	95,157	51,372	59,027	46,187	51,759
Pipes and Tubes . . . . .	3,592	2,296	1,528	1,754	1,754	82,327	47,832	30,104	29,527	28,601
Sheets for tea-chests . . . . .	4,035	2,311	1,140	259	177	93,477	46,329	25,626	3,511	2,405
Other sorts . . . . .	1,908	2,865	1,780	2,012	1,267	69,608	69,612	49,786	43,276	47,917
Total of Lead { Tons	34	44	29	40	45	3,59,077	2,38,790	1,78,407	1,39,791	1,45,823
Cwts.	14,708	10,302	9,338	8,241	7,843					
Silver . . . . .	81,712	68,084	54,066	101,138	93,784	3,04,971	3,06,009	2,12,576	3,29,024	2,87,144
Solder . . . . .	921	3,622	844	1,119	1,531	72,752	2,00,977	49,195	58,946	1,24,917
<b>Tin—</b>										
Unwrought (Blocks, ingots, bars, and slabs) . . . . .	35,987	32,947	27,535	28,558	25,511	50,22,806	34,17,247	24,97,620	27,71,322	36,04,733
Wrought, (including plates or sheets, not being lined iron <sup>(a)</sup> ) . . . . .	35	4	—	—	—	6,814	825	—	—	—
Tin foils . . . . .	—	—	7	3	7	—	—	997	492	1,650
Other sorts . . . . .	—	—	128	136	200	—	—	10,617	9,011	34,102
Total of Tin . . . . .	36,022	32,951	27,670	28,697	25,778	50,29,640	38,18,072	25,00,234	27,81,425	36,40,491
<b>Zinc or Spelter—</b>										
Unwrought . . . . .	108,377	142,817	148,151	272,107	256,207	19,35,245	19,55,300	15,41,187	28,60,225	23,77,011
Wrought or manufactured . . . . .	25,772	12,123	9,593	11,457	14,053	6,32,748	2,16,891	1,49,028	1,99,128	2,37,717
Other sorts . . . . .	..	..	145	334	179	..	..	2,485	6,301	13,100
Total of Zinc or Spelter . . . . .	129,149	154,440	157,889	283,948	271,039	25,68,093	22,02,191	16,93,300	30,01,054	31,27,828

(a) Separately recorded under the heads immediately following from 1931-32.



PRINCIPAL AND OTHER ARTICLES	QUANTITY					VALUE				
	1929-30	1930-31	1931-32	1932-33	1933-34	1929-30	1930-31	1931-32	1932-33	1933-34
						R	R	R	R	R
<b>BENGAL—continued</b>										
<b>CALCUTTA—continued</b>										
<b>Metals and Ores—concluded</b>										
Metals, unenumerated Cwts.	18,709	14,379	13,848	16,069	12,213	8,02,696	6,92,172	4,04,331	4,08,836	8,64,611
Ores, unenumerated . Tons	29	5	74	60	11	2,658	611	15,225	13,302	3,016
<b>Total of Metals and Ores Value</b>	—	—	—	—	—	9,02,33,699	5,10,34,172	2,74,62,213	3,04,00,917	3,21,35,302
Mica—										
In Blocks . . . Cwts.	1,124	388	225	148	373	55,263	1,22,011	45,354	14,878	20,700
In Splittings . . "	154	160	251	47	..	16,472	23,073	17,328	4,000	..
<b>Total of Mica ..</b>	<b>1,278</b>	<b>554</b>	<b>476</b>	<b>195</b>	<b>373</b>	<b>71,735</b>	<b>1,45,084</b>	<b>62,682</b>	<b>18,878</b>	<b>20,700</b>
<b>Oils—</b>										
<b>Animal—</b>										
Fish Oil . { Cwts. 30,140 33,224 15,515 33,017 40,039 } { Gals. 374,248 405,482 190,872 411,793 498,377 }						5,28,150	5,53,743	1,82,947	3,62,469	3,87,839
Other kinds . { Cwts. 97 14 20 .. 98 } { Gals. 1,219 186 202 .. 1,238 }						2,718	562	007	..	2,134
Essential—										
Synthetic . { Lbs. .. .. 150 12,588 39,028 } { Gals. .. .. 17 1,338 4,350 }						..	..	617	70,815	1,50,110
<b>Natural—</b>										
Cajuputi . { Lbs. 2,844 1,411 2,348 1,310 1,281 } { Gals. 317 156 259 147 143 }						5,220	2,325	3,370	1,897	1,794
Gumpher . { Lbs. 77,901 52,308 88,831 67,610 62,817 } { Gals. 8,672 8,029 9,701 7,461 6,933 }						21,525	19,892	22,326	15,340	12,716
Eucalyptus . { Lbs. 3,529 4,970 3,003 5,119 10,156 } { Gals. 389 551 416 561 1,163 }						5,963	5,243	4,624	6,720	13,752
Lavender . { Lbs. 162 56 10 805 6,647 } { Gals. 20 6 1 89 725 }						1,634	625	33	4,877	43,857
Otto Rose . { Lbs. .. .. 112 14 400 } { Gals. .. .. 12 1 44 }						..	..	213	556	2,371
Peppermint . { Lbs. 4,345 3,850 1,851 3,066 3,343 } { Gals. 476 422 204 342 373 }						24,466	19,636	10,171	15,740	15,648
Other sorts . { Lbs. 134,321 136,500 114,923 113,420 62,925 } { Gals. 16,086 14,991 12,679 12,750 6,932 }						7,30,368	5,14,313	3,77,275	4,40,317	1,76,922
<b>Mineral—</b>										
Fuel oils . Gals.	9,698,457	9,464,468	10,436,205	9,234,521	9,193,706	19,13,495	21,87,686	23,08,154	22,09,312	17,45,707
Kerosene in bulk . "	23,365,735	21,046,312	25,686,811	17,154,895	19,639,408	1,71,57,156	1,07,22,526	1,06,99,274	65,13,399	84,50,382
Kerosene tins . "	1,398,010	4,293,829	4,883,949	39,207	372	13,07,879	34,55,936	44,31,983	41,391	300
<b>Lubricating oils—</b>										
Batching oils . "	16,036,161	13,747,403	6,896,820	8,819,470	7,369,073	87,40,666	72,07,858	36,96,758	50,16,742	34,08,791
Other lubricating oils . "	4,203,218	4,920,250	3,663,913	2,925,024	4,411,227	42,14,445	41,40,379	36,00,893	30,65,610	32,69,180
Petroleum dangerous, etc. . "	1,433,915	3,228,780	5,174,075	422,840	6,732	9,41,151	20,98,502	39,17,678	2,38,432	8,070
White oil . "	1,770,833	733,719	583,052	615,519	210,835	17,66,675	6,47,952	4,09,478	4,62,250	1,18,784
Other kinds . "	1,144,174	618,664	152,204	159,183	2,506,834	10,40,183	6,81,924	2,46,041	2,54,467	10,59,361
<b>Total of Mineral oils . "</b>	<b>64,048,503</b>	<b>58,083,510</b>	<b>57,477,619</b>	<b>39,390,605</b>	<b>43,451,787</b>	<b>3,70,90,650</b>	<b>3,11,42,703</b>	<b>2,93,16,230</b>	<b>1,78,01,909</b>	<b>1,81,51,175</b>
<b>Mineral grease including Petroleum jelly (a) lbs.</b>										
Vegetable, non-essential—										
Cocconut . . . Gals.	1,491,355	1,134,041	2,993,215	4,689,575	4,327,630	30,54,760	17,02,112	37,43,679	54,71,491	30,26,137
Linseed . . . "	1,698	1,930	1,727	1,323	573	5,923	6,170	4,579	3,635	1,312
Other sorts . . "	123,000	75,616	72,532	80,599	127,815	2,85,960	1,96,024	1,11,445	1,35,947	1,50,793
<b>Total of Vegetable oils { Gals. 1,616,081 1,210,987 3,067,774 4,762,497 4,456,027 }                                   { Cwts. 210,810 97,883 245,680 382,271 390,666 }</b>						<b>33,76,643</b>	<b>10,04,306</b>	<b>38,59,793</b>	<b>56,11,073</b>	<b>40,78,242</b>
<b>Total of Oils Value</b>	—	—	—	—	—	<b>4,12,87,236</b>	<b>3,41,63,308</b>	<b>3,39,87,338</b>	<b>2,46,48,170</b>	<b>2,34,74,019</b>
Oil-cloth and floor-cloth . Sq. Yds.	210,085	153,385	147,801	202,146	146,366	2,18,581	1,33,869	1,16,005	1,51,012	1,08,405
Opium . . . Lbs.	4	8	..	..	..	82	741	..	..	..
Packing—Engine and boiler—of all kinds, excluding asbestos Value	—	—	—	—	—	1,68,461	1,67,005	1,02,276	1,22,939	1,49,604
<b>Paints and painters' materials—</b>										
Paints and Colours—										
Barytes . . . Cwts.	26,657	10,013	4,620	50	10,077	86,071	26,375	14,325	810	27,398
Blue paint or Paris blue . . . "	388	987	1,582	2,966	2,814	27,153	46,720	30,343	1,03,382	1,46,184
Enamels prepared (b) . "	2,420	—	—	—	..	1,82,782	—	—	—	—
Graphite . . . "	6,581	6,415	3,892	5,009	5,616	88,134	68,038	53,205	44,078	51,015

(a) Separately recorded from 1931-32.  
(b) Shown under varnish from 1930-31.

No. 12—continued  
IMPORTS—continued

PRINCIPAL AND OTHER ARTICLES	QUANTITY					VALUE				
	1929-30	1930-31	1931-32	1932-33	1933-34	1929-30	1930-31	1931-32	1932-33	1933-34
BENGAL—continued						R	R	R	R	R
CALCUTTA—continued										
Paints and painters' materials—contd.										
Paints and colours—contd.										
Red lead—										
Genuine, dry Cwts	22,244	18,478	17,061	25,645	10,595	4,92,007	3,48,690	2,76,307	2,48,009	1,36,417
Reduced; dry . . .	68	375	..	..	18	1,277	3,141	..	..	340
White lead—										
Genuine, dry . . .	14,027	7,574	2,807	6,329	5,904	3,66,809	1,83,311	63,663	1,08,377	1,10,100
Reduced, dry . . .	33	64	..	625	..	642	1,560	..	7,098	..
Genuine, moist . . .	1,421	1,385	1,050	1,856	1,018	40,834	33,738	21,668	39,731	40,737
Reduced, moist . . .	97	186	..	245	306	1,819	4,905	..	3,872	7,079
Lithophone Dry (b) . . .	—	10,423	9,700	14,411	12,415	—	1,38,377	1,23,198	1,66,961	1,37,040
White, moist paint (b) . . .	—	72	560	..	74	—	1,122	7,380	..	1,115
Zinc, white—										
Genuine, dry . . .	5,588	11,719	6,812	9,263	6,520	1,50,214	2,31,591	1,13,030	1,39,495	90,451
Reduced, dry . . .	1,219	966	482	..	202	20,099	15,028	7,655	..	2,728
Genuine, moist . . .	3,890	3,231	3,572	6,761	6,761	1,12,760	1,00,856	99,294	1,36,324	1,43,721
Reduced, moist . . .	1,107	1,996	1,187	988	1,938	18,077	34,743	18,573	12,814	21,601
Other sorts (a) . . .	142,008	—	—	—	—	30,41,847	—	—	—	—
White, dry . . .	—	14,553	17,761	12,011	253	—	82,806	50,223	31,797	1,090
Coloured, dry . . .	—	43,014	35,500	32,412	41,067	—	9,56,958	6,74,337	7,78,343	8,16,777
White, moist . . .	—	3,353	1,054	233	253	—	49,767	22,706	10,070	7,876
Coloured, moist . . .	—	28,778	23,034	24,095	20,302	—	10,47,094	7,72,981	7,84,346	7,83,731
Painters' materials (other than paints and colours)—										
Turpentine—										
Genuine turpentine . . .	4,650	880	743	625	1,244	82,092	28,100	20,912	12,715	32,259
Turpentine substitute . . .	215	217	140	208	318	4,223	4,580	2,681	5,844	6,764
Varnish (a) . . .	10,298	—	—	—	—	6,14,782	—	—	—	—
Enamels . . .	—	988	197	46	53	—	81,708	12,959	2,794	3,302
Lacquers . . .	—	87	39	85	7	—	7,409	4,206	6,711	547
Other kinds . . .	—	8,699	6,266	5,748	4,391	—	4,29,903	3,04,443	2,83,476	2,06,721
Other kinds of painters' materials . . . Value	—	—	—	—	—	1,25,500	69,583	91,617	1,23,230	1,32,344
Total of Paints and painters' materials . . . Value	—	—	—	—	—	54,53,701	39,81,711	23,26,905	31,07,477	29,20,354
Paper and cardboard—										
Paper—										
Packing paper . Cwts.	92,992	76,705	65,699	95,283	84,670	16,88,089	12,94,088	10,50,968	14,58,072	11,86,402
Printing paper—										
Newsprinting . . .	115,574	118,034	108,747	120,253	132,934	16,88,080	15,56,211	12,96,922	12,93,258	18,07,829
Other sorts . . .	131,172	94,145	77,272	68,852	80,883	23,56,600	10,56,521	12,69,907	10,46,832	12,55,163
Writing paper and envelopes—										
Writing paper in large sheets . . .	33,818	21,075	18,609	18,213	20,441	11,15,579	7,45,492	5,72,658	5,23,458	5,32,536
Note and letter paper and envelopes . . .	1,273	957	986	809	1,007	70,491	57,804	42,068	43,235	47,363
Envelopes imported separately . . .	4,020	3,172	2,652	1,505	1,439	1,77,935	1,50,840	1,07,780	60,110	82,928
Old Newspaper in bales and bags . . .	234,403	233,797	222,040	257,311	243,929	12,59,652	11,01,972	8,99,386	11,69,350	11,00,851
Other kinds of paper . . .	33,898	17,728	21,436	24,976	23,975	12,36,069	7,42,715	7,13,427	7,73,954	8,33,413
Paper manufactures . . .	14,978	11,146	8,656	14,342	10,404	8,34,555	6,07,233	3,89,732	4,07,901	6,41,803
Pasteboard, millboard, and cardboard of all kinds—										
Strawboards . . .	87,436	54,484	44,731	80,632	93,091	6,38,553	3,83,014	2,96,383	5,07,307	3,57,000
Other kinds . . .	64,043	25,745	24,462	46,674	51,415	9,15,907	3,90,213	3,85,694	6,61,311	6,27,998
Manufactures of Pasteboard, millboard and cardboard . . .	8,458	1,518	490	2,609	3,314	1,37,895	33,266	18,557	78,177	1,15,607
Total of Paper, etc. Value	—	—	—	—	—	1,21,19,205	87,19,375	69,69,488	80,83,525	81,38,394
Paper-making materials—										
Pulp of wood . Cwts.	467,567	432,597	404,996	283,181	365,693	42,83,399	39,97,012	32,70,857	19,75,378	24,05,465
Rags and other materials . . .	78	71	22	30	35	2,716	3,104	1,081	1,050	1,208
Paraffin wax . Tons	431	685	136	..	65	1,35,379	1,04,302	27,020	..	19,553
Perfumery, not being perfumed spirit . Value	—	—	—	—	—	66,901	61,360	37,271	63,179	51,620
Pitch, and tar—										
Coal tar and pitch . Cwts.	2,918	1,211	1,334	43,785	53,302	27,333	13,123	21,325	1,15,938	2,24,695
Stockholm tar and pitch . . .	2,759	1,042	578	1,348	2,090	46,264	17,532	8,831	20,302	20,449
Plants, living, etc. . Value	—	—	—	—	—	24,716	59,585	17,943	26,424	74,410
Polishes—										
Polishes and compositions for application to leather . . .	—	—	—	—	—	6,18,049	3,31,501	3,24,997	3,16,385	3,08,298
Polishes and compositions for application to metals, etc. . .	—	—	—	—	—	1,53,622	1,82,466	1,53,353	99,325	1,18,872
Wood polish . . .	—	—	—	—	—	19,132	8,803	14,763	3,489	3,071
Polishes, other sorts . . .	—	—	—	—	—	1,34,926	1,73,424	1,16,798	1,69,306	2,50,644
Total of Polishes . . .	—	—	—	—	—	9,50,770	6,00,254	6,09,916	6,18,490	6,80,795

(a) New sub-heads opened from 1930-31.  
(b) Separately recorded from 1930-31.

TRADE AT CHIEF PORT  
CALCUTTA

No. 12—continued  
IMPORTS—continued

PRINCIPAL AND OTHER ARTICLES	QUANTITY					VALUE				
	1929-30	1930-31	1931-32	1932-33	1933-34	1929-30	1930-31	1931-32	1932-33	1933-34
<b>BENGAL—continued</b>						R	R	R	R	R
<b>CALCUTTA—continued</b>										
Precious stones and Pearls unset—										
Precious stones unset—										
Diamonds . . . . . Value	—	—	—	—	—	0,44,210	3,36,708	3,65,107	10,01,750	12,70,208
Other precious stones . . . . .	—	—	—	—	—	5,235	2,143	..	..	2,578
Printing and Lithographing machinery and materials (excluding paper)—										
Printing and lithographing presses Value	—	—	—	—	—	12,17,577	6,10,776	5,60,323	3,05,013	4,75,806
Printing type . . . . . Cwts.	514	331	173	206	187	65,418	50,221	28,135	30,323	31,521
Printers' and Lithographers' ink . . . . . Value	—	—	—	—	—	2,42,884	1,56,473	1,18,238	1,32,311	1,52,793
Other materials . . . . .	—	—	—	—	—	2,09,094	2,09,319	1,54,025	1,70,042	1,19,712
Total of Printing and Lithographing machinery, etc. . . . .	—	—	—	—	—	17,34,973	10,35,738	8,60,700	6,46,689	7,79,832
Prints, engravings and pictures—										
Photographs and picture postcards . . . . . Value	—	—	—	—	—	13,059	23,584	6,712	33,268	21,070
Others . . . . .	—	—	—	—	—	1,41,768	30,272	41,655	4,22,608	50,663
Total of Prints, etc. . . . .	—	—	—	—	—	1,54,819	53,856	48,367	4,55,774	72,333
Provisions and Oilman's stores—										
Bacon and hams . . . . . Cwts.	5,460	4,809	4,455	4,580	4,782	6,28,171	5,33,038	4,05,655	3,66,429	3,97,793
Biscuits and cakes . . . . .	12,360	8,868	7,092	5,983	7,111	10,44,004	7,25,417	6,17,540	5,11,828	6,04,171
Butter . . . . .	644	1,032	1,799	1,789	2,076	1,17,042	1,91,171	2,05,757	2,47,169	2,52,696
Canned and bottled provisions (not specified elsewhere)—										
Canned or bottled fruits . . . . .	7,545	5,660	3,788	4,655	7,695	3,77,942	2,61,006	1,66,193	2,12,417	2,66,793
Tinned or canned fish . . . . .	2,955	3,524	2,151	3,097	3,807	2,00,193	2,27,133	1,23,971	1,63,549	1,72,662
Vegetable products . . . . .	49,154	54,197	19,356	2,676	847	17,74,240	20,71,769	6,75,944	96,858	37,266
Others . . . . .	33,390	33,097	26,917	37,048	23,693	17,84,725	17,56,120	13,25,909	12,80,667	10,53,408
Cheese (including canned) . . . . .	3,321	3,033	2,730	3,108	2,891	3,34,114	2,75,041	2,19,134	2,01,437	2,37,658
Cocoa and chocolate . . . . .	1,108	1,035	1,376	1,133	1,230	86,208	77,249	1,01,943	75,440	77,839
Confectionery . . . . .	7,700	6,364	5,741	5,817	6,351	5,98,642	5,09,005	4,33,513	3,95,338	4,62,913
Farinaceous and patent foods—										
Farinaceous foods in bulk . . . . .	146,095	137,560	145,844	149,812	140,899	16,65,153	13,37,308	12,90,316	10,40,543	9,10,308
Milk foods for infants and invalids (wholly or mainly milk) . . . . .	11,145	4,404	4,443	3,585	4,182	13,90,456	6,52,684	7,90,869	5,53,127	5,26,776
Other sorts . . . . .	19,198	12,105	9,923	9,042	15,148	9,85,636	6,44,289	5,71,150	4,68,808	3,42,759
Jams and jellies . . . . .	4,465	3,181	2,284	3,756	4,772	2,26,629	1,50,293	1,05,418	1,24,608	1,33,277
Milk, condensed and preserved (including milk cream) . . . . .	33,996	33,600	30,708	22,926	19,320	12,46,432	11,63,244	8,82,907	5,71,330	4,98,640
Pickles, chutnies, sauces, and condiments . . . . .	1,103	927	780	1,279	2,432	1,01,839	77,376	81,371	1,12,098	1,33,729
Vinegar (excluding bottled vinegar) . . . . . Gals.	4,255	3,374	4,339	4,620	4,209	6,005	6,373	6,512	5,788	4,653
Other sorts of provisions—										
Others . . . . . Cwts.	10,367	14,272	14,948	12,372	5,137	5,77,323	5,87,357	5,74,332	5,15,093	2,30,118
Total of Provisions and Oilman's stores . . . . . Value	—	—	—	—	—	1,30,45,060	1,13,03,380	86,49,449	70,18,179	69,48,454
Rubber—										
Raw . . . . . Lbs.	205,424	79,708	230,165	357,152	1,314,692	1,52,187	46,014	49,401	50,523	2,70,057
Manufactures—										
Pneumatic motor covers No.	85,906	63,519	61,473	50,939	54,107	35,49,674	26,33,187	20,73,639	20,04,406	18,10,673
" " tubes " "	81,001	63,132	63,832	47,514	53,100	5,79,577	4,60,757	3,45,385	2,80,165	2,76,753
" " cycle covers " " "	9,959	3,185	1,827	599	740	36,748	13,651	14,014	13,081	23,559
Pneumatic motor cycle tubes " " "	4,241	5,179	1,459	954	1,235	5,709	5,756	4,183	2,677	3,187
Pneumatic cycle covers " " "	396,708	314,276	390,185	423,509	592,574	6,31,101	5,31,366	5,95,615	5,46,841	7,05,246
" " tubes " " "	483,104	363,651	424,623	559,254	643,383	3,57,718	3,14,666	3,07,786	3,05,848	3,05,659
Solid rubber tyres for motor vehicles . . . . .	1,902	1,053	1,154	825	403	2,27,505	1,22,459	1,15,851	87,178	37,209
Other manufactures except apparel, boots and shoes . . . . . Value	—	—	—	—	—	10,41,387	8,67,438	7,93,839	7,30,977	7,22,429
Total of Rubber . . . . .	—	—	—	—	—	65,31,601	49,95,293	42,98,608	40,21,570	41,54,932

No. 12—continued

IMPORTS—continued

PRINCIPAL AND OTHER ARTICLES	QUANTITY					VALUE				
	1929-30	1930-31	1931-32	1932-33	1933-34	1929-30	1930-31	1931-32	1932-33	1933-34
<b>BENGAL—continued</b>						₹	₹	₹	₹	₹
<b>CALCUTTA—continued</b>										
Salt . . . Tons	430,410	553,728	374,610	413,504	209,502	95,15,072	82,04,755	57,07,020	54,01,605	37,23,468
Seeds—										
Oil-seeds—										
Essential . . . Tons	681	..	..	..	..	3,75,547	471	84	70	..
Non-essential—										
Copra or coconut kernel . . . "	110	43	14	20	20	46,465	19,475	3,773	5,211	7,357
Groundnut . . . "	119	..	..	..	..	29,039	..	..	30	..
Others . . . "	29	..	..	..	..	8,505	216	39	..	125
Other than oil-seeds . . . "	110	64	65	52	58	1,38,129	1,41,868	1,35,087	1,11,133	49,206
Total of seeds . . . "	949	112	79	72	87	5,97,685	1,62,030	1,38,913	1,16,444	56,683
Shells and Cowries—										
Cowries . . . Cwts.	1,353	622	927	817	968	15,742	6,673	7,264	9,688	7,333
Shells—										
Shells (chanks saukhll large, etc.) . . . "	993	200	..	..	..	11,012	4,600	..	..	..
Smokers' requisites (excluding tobacco) Value	—	—	—	—	—	2,13,290	90,244	57,399	55,711	1,07,725
Soap—										
Household and laundry soap in bars or tablets Cwts.	33,057	25,472	19,795	15,660	25,556	11,80,005	8,40,305	5,52,752	4,04,221	4,27,767
Toilet soap . . . "	17,079	8,409	9,229	15,878	14,298	14,64,539	7,08,554	6,54,205	8,55,394	7,59,912
Other sorts . . . "	5,281	4,377	3,058	2,345	2,580	1,84,885	1,54,114	1,02,693	76,727	68,282
Total of Soap . . . "	55,417	38,258	32,082	33,883	42,434	28,29,432	17,03,973	13,09,650	13,36,342	12,55,961
Spices—										
Beetle-nuts . . . "	047,588	740,431	630,655	535,692	660,205	1,50,28,280	1,13,99,158	78,53,857	53,06,742	51,25,134
Cassia . . . "	26,637	21,288	20,530	19,206	24,231	4,31,012	2,82,141	2,49,574	2,04,560	2,93,199
Cloves . . . "	16,140	12,354	17,789	16,766	17,000	10,71,323	8,45,969	10,56,226	7,65,672	7,06,805
Ginger . . . "	942	274	427	251	327	84,443	8,034	10,011	4,502	6,423
Nutmegs . . . "	3,724	2,024	2,128	2,333	2,414	1,95,987	1,78,814	91,027	74,080	64,552
Pepper . . . "	2,454	7,427	3,455	3,733	4,365	2,39,532	4,87,102	2,04,285	1,37,300	1,21,445
Other sorts . . . "	684	714	540	368	429	75,724	60,321	53,123	29,805	40,498
Total of Spices . . . "	998,219	794,092	684,524	628,489	703,971	1,70,76,280	1,32,61,539	95,18,103	66,13,501	63,68,356
Starch Dextrine and farina—										
Starch . . . "	100,995	79,043	54,617	66,116	83,960	12,03,993	7,96,797	4,93,505	5,75,219	5,96,253
Farina and Potato flour . . . "	6,379	14,225	11,624	5,722	6,777	60,475	1,11,427	80,765	56,160	48,390
Sago flour . . . "	26,426	28,171	46,358	37,394	40,510	2,25,490	2,08,730	3,12,636	2,07,100	4,77,726
Dextrine (a) . . . "	—	—	—	2,824	3,614	—	—	—	20,299	29,328
Stationery (excluding paper)—										
Pencils (excluding slate pencils) Dozens	1,517,741	1,110,081	1,079,131	3,705,718	1,991,909	2,79,620	2,07,436	1,43,256	2,64,992	2,05,658
Other sorts . . . Value	—	—	—	—	—	30,92,799	24,08,826	20,07,098	20,42,476	18,73,760
Sticks and whips . . . "	—	—	—	—	—	45,508	17,056	3,916	4,074	10,356
Stone and Marble—										
Stone and marble . Tons	753	266	881	1,102	1,034	97,040	46,098	84,405	1,37,954	97,860
Articles of stone and marble . . . "	252	154	74	87	91	60,224	48,454	42,321	47,289	46,961
Total of Stone and Marble . . . "	1,005	420	955	1,189	1,175	1,57,264	94,550	1,26,726	1,85,243	1,44,821
Sugar—										
Sugar, 16 Dutch Standard and above (b) . . . "	861,335	—	—	—	—	5,49,02,992	—	—	—	—
Sugar, 23 Dutch Standard and above . . . "	—	262,301	138,077	80,981	25,480	—	2,90,52,723	1,40,60,096	1,10,18,528	27,17,093
Sugar below 23 Dutch Standard but not below 16 Dutch Standard . . . "	—	64,312	27,353	1,502	2,070	—	67,54,545	86,76,812	2,59,769	2,86,672
Feet Sugar . . . "	0,339	40	30	20	—	10,40,136	4,350	3,676	2,487	—
Sugar, 15 Dutch Standard and below . . . "	494	3,722	185	67	—	86,770	3,11,238	48,170	16,205	850
Molasses . . . "	59,474	80,764	30,995	29,580	2,380	18,34,843	31,03,108	2,07,957	9,39,643	66,705
Total of Sugar . . . "	427,612	411,169	196,640	118,150	29,930	5,70,23,741	3,92,26,524	1,89,05,710	1,22,36,650	30,71,720

(a) Shown from 1932-33.  
(b) New sub-heads opened from 1930-31.

TRADE AT CHIEF PORT  
CALCUTTA

( 54 )

No. 12—continued  
IMPORTS—continued

PRINCIPAL AND OTHER ARTICLES	QUANTITY					VALUE				
	1929-30	1930-31	1931-32	1932-33	1933-34	1929-30	1930-31	1931-32	1932-33	1933-34
BENGAL—continued										
CALCUTTA—continued										
Tallow and stearine—										
Groase . Cwts	7,022	4,724	5,800	4,759	6,643	1,16,181	67,851	72,111	57,572	62,102
Other sorts. "	6,257	9,349	12,086	17,691	15,828	1,85,120	2,30,927	2,02,210	2,88,583	2,65,700
Total of Tallow and Stearine. "	13,279	14,573	18,486	22,450	22,471	3,01,301	2,98,778	2,74,321	3,46,155	3,27,802
Tea—										
Black . . . Lbs.	2,570,180	894,574	460,765	117,620	8,312	17,36,034	5,50,640	2,53,857	85,057	5,560
Green . . . "	142,294	105,266	34,053	17,178	24,852	82,692	88,706	26,011	10,243	9,544
Total of Tea . "	2,712,474	999,840	494,818	134,798	33,164	18,18,726	6,39,346	2,79,868	95,300	15,104
Tea-chests (entire or in sections)— Of wood . . . Value	—	—	—	—	—	55,43,503	43,15,163	32,88,024	23,32,900	33,32,378
Telegraphs, materials for construction and accessories (excluding electrical) "	—	—	—	—	—	..	..	263	..	3,015
Telephones materials for construction and accessories (excluding electrical) "	—	—	—	—	—	52,638	37,808	41,553	23,454	33,624
Textiles—										
Cotton—										
Raw . . . Tons	67	617	1,003	1,022	757	1,01,444	5,70,596	10,00,083	9,22,704	0,78,373
Waste . . . Cwts.	..	..	..	21	43	..	..	..	484	500
Twist and yarn—										
Grey Nos. 1 to 10 . Lbs.	1,250	..	..	..	..	2,990	..	..	..	..
" " 11 to 15 . "	..	12,396	..	4,308	1,001	..	19,267	..	2,349	1,883
" " 16 to 20 . "	685,392	219,020	88,139	82,740	34,746	8,84,986	2,15,886	74,048	61,669	30,614
" " 21 to 25 . "	80,833	27,462	9,890	10,577	9,734	1,07,552	32,088	3,747	10,817	8,955
" " 26 to 30 . "	67,067	160,012	175,611	420,924	302,588	98,055	1,10,074	1,12,006	2,55,490	2,36,947
" " 31 to 40 . "	7,493,510	8,280,585	8,483,776	12,077,840	11,537,807	78,50,410	66,33,202	57,46,647	74,30,287	71,07,315
" " 41 to 50 . "	246,442	122,718	116,536	234,786	189,353	3,09,472	1,24,919	95,534	1,04,805	1,29,530
" " 51 to 60 . "	266,721	152,600	400,522	308,392	418,991	3,48,481	1,39,875	8,37,118	2,57,844	3,32,433
" " 61 to 100 . "	845,376	383,992	523,396	643,722	585,074	14,43,126	4,91,633	6,08,190	7,86,891	6,52,932
" Above No. 100 . "	47,840	13,485	19,772	42,605	48,777	1,81,107	34,255	87,918	75,030	78,700
" Two-folds (doubles) . "	588,168	493,089	585,068	1,060,500	1,239,489	7,10,620	5,07,061	4,76,849	7,42,720	8,76,083
White (Bleached)(a), "	195,299	168,160	..	..	..	3,02,668	2,06,752	—	—	—
White (Bleached)—										
Nos. 1 to 20 . "	—	—	1,546	3,288	618	—	—	1,533	3,188	579
" 21 to 25 . "	—	—	3,080	742	498	—	—	3,469	914	406
" 26 to 30 . "	—	—	22,361	41,448	38,770	—	—	27,959	45,602	44,801
" 31 to 40 . "	—	—	29,404	93,805	10,812	—	—	24,449	26,034	8,920
" 41 to 50 . "	—	—	3,800	16,333	4,332	—	—	2,918	18,511	4,392
Above No. 50 . "	—	—	40,816	24,957	30,521	—	—	44,444	29,979	34,430
White two-folds (doubles) . "	—	—	152,822	177,669	64,217	—	—	1,70,675	1,90,670	70,002
Coloured—										
Nos. 1 to 20 . "	13,954	7,341	2,571	..	1,143	18,693	7,081	2,484	..	2,229
" 21 to 25 . "	1,277	..	..	..	..	1,747	..	..	..	..
" 26 to 30 . "	925	59	2,297	1,195	603	1,348	85	2,857	2,891	861
" 31 to 40 . "	1,481,560	136,835	119,616	159,565	25,743	19,47,098	1,49,385	1,11,586	1,66,708	24,760
" 41 to 50 . "	25,950	5,500	1,000	28,000	50	35,198	7,010	1,125	33,241	121
Above No. 50 . "	91,820	31,548	45,486	32,176	14,242	1,76,325	37,450	67,002	43,016	20,018
Coloured two-folds (doubles) . "	258,103	174,543	128,390	178,804	155,870	4,42,214	2,69,740	1,82,549	2,29,604	1,02,023
Mercurised cotton Yarn(a) . "	27,800	167,158	—	—	—	38,548	2,47,800	—	—	—
Mercurised cotton Yarn—										
Nos. 20 to 30 . "	—	—	..	1,831	—	—	—	..	1,334	—
" 31 to 40 . "	—	—	5,601	7,500	—	—	—	7,030	7,609	—
" 41 to 50 . "	—	—	22,600	29,098	7,500	—	—	31,828	35,475	123
Above No. 50 . "	—	—	..	..	..	..	..	..	..	7,000
Mercurised cotton yarn two fold (doubles) . "	—	—	199,106	396,306	538,013	—	—	2,00,950	4,10,120	5,23,711
Unspecified descriptions of twist and yarn . "	..	..	..	..	253	..	..	..	..	340
Total of Twist and yarn . "	12,413,493	10,562,920	11,127,761	16,018,061	15,351,012	1,48,57,597	92,45,419	84,60,415	1,10,62,833	1,04,40,399

(a) New sub-heads opened from 1931-32.

No. 12—continued  
IMPORTS—continued

PRINCIPAL AND OTHER ARTICLES	QUANTITY					VALUE				
	1929-30	1930-31	1931-32	1932-33	1933-34	1929-30	1930-31	1931-32	1932-33	1933-34
<b>BENGAL—continued</b>										
<b>CALCUTTA—continued</b>										
<b>Textiles—continued</b>										
<b>Cotton—continued</b>										
<b>Manufactures—</b>										
Blankets . . . Lbs.	1,447,898	1,127,062	873,047	87,031	45,085	7,78,868	4,79,318	3,22,205	34,785	21,189
Canvas . . . Yds.	175,111	223,601	194,003	344,055	161,721	2,13,459	2,34,526	1,80,257	2,04,137	1,05,200
Handkerchiefs and shawls in the piece—										
Handkerchiefs . No.	3,028,949	1,592,480	525,520	300,027	853,055	2,30,907	1,10,038	42,068	55,075	82,905
Shawls . . . "	102,030	92,304	670	2,106	3,130	3,32,691	1,01,139	1,682	4,584	9,050
<b>Hosiery—</b>										
Stocking and Socks Dozen pairs	492,062	389,114	199,759	443,189	329,821	7,67,283	5,65,650	2,45,666	4,28,327	3,26,231
Underwear . Dozens	1,802,266	1,446,514	585,598	1,150,812	1,594,223	72,99,329	47,24,288	17,49,543	21,70,892	31,44,271
Other sorts . Value	—	—	—	—	—	3,25,899	1,01,820	85,893	1,59,935	3,36,873
Lace and patent net . . . Yds.	537,830	259,595	369,645	625,374	423,833	8,17,760	1,23,003	1,51,078	2,30,207	1,86,601
<b>Else goods—</b>										
<b>Grey (unbleached)—</b>										
<b>Plain Grey—</b>										
Drills and Jeans . Yds.	2,371,277	198,237	35,000	60,495	151,840	6,31,004	56,213	7,044	7,128	10,018
Flannels and Flannelettes Jaconets, including Madrasollams, "	2,084	6,489	—	—	—	1,170	1,622	—	—	—
Mulls, and Cambrics "	13,507,853	2,907,529	1,486,683	1,148,225	1,903,971	27,69,093	4,30,848	1,57,542	1,00,632	1,92,564
Longcloth and Shirt- ings . . . "	142,650,220	66,939,073	48,938,659	72,730,581	29,886,107	3,14,78,784	1,25,97,080	78,10,940	99,21,601	36,50,890
Sheetings . . . "	1,672,057	184,390	20,000	352,100	844,300	4,32,028	48,644	4,998	53,658	1,08,981
T. cloth and Domestic . . . "	82,800	38,400	..	4,704	..	12,200	5,100	..	808	..
Unspecified descrip- tions . . . "	568,727	261,323	33,012	36,342	16,493	1,32,978	56,052	6,304	6,514	4,273
Total of Plain Grey ..	190,849,498	70,534,411	50,418,354	74,332,447	32,802,691	3,54,47,317	1,31,76,159	79,87,494	1,00,90,341	33,78,340
<b>Bordered Grey—</b>										
Chadars . . . "	925,459	292,780	5,457	45,238	74,352	2,53,528	65,599	847	7,810	14,316
Dhuttis, Saris, and Scarves . . . "	461,137,181	158,218,896	79,293,020	124,050,742	79,113,494	10,23,80,122	2,35,69,543	1,14,73,482	1,70,35,925	1,11,29,620
Unspecified de- scription . . . "	..	..	..	32,700	51,906	..	..	..	4,233	5,969
Total Bordered Grey ..	462,062,640	158,511,670	79,298,477	124,128,630	79,239,752	10,26,33,050	2,36,35,142	1,14,74,329	1,76,47,074	1,11,49,944
Total of Plain and Bordered Grey ..	622,912,138	229,046,087	129,712,731	198,461,127	112,042,433	13,50,80,967	4,18,11,301	1,94,61,823	2,77,38,415	1,50,23,290
<b>White (bleached)—</b>										
Chadars . . . "	48,391	84,656	..	..	3,045	10,830	14,664	..	..	774
Checks, Spots, and Stripes . . . "	922,233	320,374	212,590	366,028	313,299	2,34,896	93,000	70,495	1,14,346	1,05,545
Dhuttis, Saris, and Scarves . . . "	22,514,617	8,037,513	412,923	2,065,953	1,303,943	50,58,771	13,40,939	78,057	3,48,970	2,38,825
Drills and Jeans "	2,297,094	1,618,489	1,041,792	1,148,736	1,074,061	8,31,974	3,78,479	2,15,490	2,06,031	2,30,690
Flannel and Flannelettes . . . "	18,800	9,400	10,892	18,800	100	3,330	1,760	2,223	2,194	306
Jaconets, Madra- sollams, Cam- brics, and Mullis . . . "	3,510,216	1,140,335	961,050	1,790,715	2,008,099	12,32,655	3,12,127	2,38,758	4,07,038	4,05,784
LAWNS . . . "	502,251	245,531	117,049	213,107	164,905	1,75,973	69,491	27,394	49,786	35,041
Longcloth and Shirtings . . . "	12,946,216	7,560,046	8,920,465	12,064,994	5,840,032	37,85,149	18,04,337	17,88,752	20,25,007	9,13,648
Mulls . . . "	33,094,121	12,609,031	14,778,757	21,065,710	12,735,845	82,59,004	24,20,763	24,82,577	33,05,711	21,99,884
Nainsooks . . . "	32,409,929	14,973,790	13,324,839	16,767,983	10,530,037	64,18,030	26,06,576	18,40,410	18,47,972	11,88,010
Sheetings . . . "	134,127	18,200	23,232	16,099	83,031	67,717	19,500	19,179	11,403	37,906
Twillis . . . "	4,852,951	2,241,696	1,198,932	3,439,580	1,760,802	17,04,844	5,66,890	3,16,023	8,16,413	3,93,513
Unspecified de- scriptions . . . "	732,344	244,562	193,850	470,610	900,735	2,38,585	88,077	59,902	1,31,607	2,32,835
Total of White (bleached) ..	113,984,290	49,104,112	41,208,270	60,028,434	36,780,034	2,81,18,614	97,22,312	71,45,201	92,66,743	59,83,377

TRADE AT CHIEF PORT  
CALCUTTA

( 56 )

No. 12—continued  
IMPORTS—continued

PRINCIPAL AND OTHER ARTICLES	QUANTITY					VALUE				
	1929-30	1930-31	1931-32	1932-33	1933-34	1929-30	1930-31	1931-32	1932-33	1933-34
BENGAL—continued CALCUTTA—continued Textiles—continued Cotton—continued Manufactures—continued Piece goods—continued Coloured, printed, or dyed— Printed goods— Cambrics, including Madapolams, Mulls, and Jaconets . Yds.	718,333	600,377	179,265	320,463	309,598	2,04,241	1,40,282	52,480	90,895	86,858
Checks, Spots and Stripes ..	130,349	45,106	107,671	556,027	588,537	45,560	17,432	46,333	1,01,538	1,98,985
Drills and Jeans ..	7,595,004	5,138,800	4,889,006	9,291,927	4,949,616	13,66,076	9,63,429	7,40,243	12,78,249	6,53,551
Flannel and Flannelettes ..	1,643,220	2,023,823	2,113,006	5,243,491	735,323	3,90,462	3,70,887	4,03,806	7,48,334	1,18,815
Prints and Chintz ..	10,629,683	8,276,071	4,223,798	6,658,379	2,821,124	27,12,603	16,71,910	7,88,621	11,42,285	4,50,102
Saris and Scarves ..	7,809,835	6,063,818	4,052,404	5,076,769	5,746,822	20,83,338	15,74,711	10,89,108	11,40,440	9,77,501
Sateens ..	552,552	274,219	193,327	169,811	80,723	2,44,376	81,417	63,220	53,566	22,455
Shirtings ..	3,407,187	1,933,246	4,689,281	13,591,069	5,045,892	7,32,538	3,34,374	6,25,737	15,79,616	5,27,706
Twills ..	1,003,949	345,057	322,645	443,129	141,755	2,44,446	70,604	64,786	81,086	31,436
Unspecified descriptions ..	841,679	455,424	412,071	542,132	1,347,830	2,89,989	1,46,781	1,00,742	1,74,931	3,04,043
<b>Total of Printed Goods ..</b>	<b>34,142,000</b>	<b>26,116,701</b>	<b>22,036,372</b>	<b>42,793,797</b>	<b>21,767,220</b>	<b>88,13,519</b>	<b>53,80,827</b>	<b>39,80,070</b>	<b>64,76,830</b>	<b>33,71,512</b>
Dyed Goods— Cambrics, including Madapolams, etc. ..	2,251,669	1,726,123	3,126,173	6,659,007	6,122,716	7,16,989	4,49,222	7,57,128	13,40,584	11,01,340
Checks, Spots and Stripes ..	1,245,924	1,287,907	630,042	1,745,465	1,425,537	6,35,889	4,21,115	1,79,221	4,62,226	4,79,097
Drills and Jeans ..	636,342	1,149,279	2,671,772	4,377,720	2,976,997	2,20,865	2,69,770	5,51,267	6,97,137	4,95,695
Flannels and Flannelettes ..	659,766	959,231	2,032,677	3,386,289	473,190	1,67,393	1,75,842	3,77,848	4,60,969	64,757
Italian cloth and Sateens ..	5,199,399	2,769,731	4,104,732	6,317,272	3,161,053	18,44,742	8,80,061	11,06,697	13,62,486	6,16,510
Lungis ..	..	11,520	198,083	563,170	209,076	..	5,292	46,895	1,23,548	38,407
Prints and Chintz ..	56,687	..	1,820,231	2,186,023	893,583	18,871	..	3,27,543	3,37,873	1,58,794
Saris and Scarves ..	17,549	301,486	250,242	376,950	1,269,950	5,003	66,598	63,089	82,438	2,12,099
Shirtings ..	9,023,705	4,657,858	2,597,618	6,597,659	3,441,522	17,50,203	8,15,982	4,38,219	9,35,551	4,53,223
Twills ..	655,600	1,499,618	1,766,778	1,991,051	1,566,460	2,10,552	3,71,037	3,83,308	3,56,327	2,98,717
Woven Lungis and Sarongs ..	..	40,380	305,669	339,082	729,048	..	19,276	76,985	61,104	1,16,757
Unspecified descriptions ..	3,103,837	6,616,656	6,573,032	9,614,650	6,362,488	9,03,005	25,73,694	27,49,016	34,52,221	22,20,975
<b>Total of Dyed Goods ..</b>	<b>22,750,478</b>	<b>21,016,783</b>	<b>26,072,049</b>	<b>44,104,298</b>	<b>28,650,620</b>	<b>64,73,512</b>	<b>60,47,895</b>	<b>70,62,216</b>	<b>96,89,494</b>	<b>62,66,282</b>
Woven coloured goods— Cambrics, including Madapolams, etc. ..	1,468,368	301,972	105,214	345,893	194,330	5,63,298	1,34,495	50,920	1,14,835	47,878
Checks, Spots, and Stripes ..	6,497,400	2,692,304	724,111	855,387	519,593	23,16,684	6,65,361	1,62,123	2,08,972	2,05,982
Coatings and Trouserings, including Oshmeres, Serges and Tweeds ..	2,236,719	667,517	404,298	752,854	908,288	12,19,758	2,82,079	1,40,799	2,20,005	2,15,965
Dhottis ..	453,051	175,815	4,500	152,021	85,131	1,45,406	42,053	1,470	36,515	12,843
Drills and Jeans ..	15,582,883	2,998,733	903,144	382,695	601,919	35,71,736	5,51,390	1,50,186	55,524	80,420
Flannel and Flannelettes ..	2,660,374	711,128	185,526	749,261	55,865	5,84,655	1,60,999	34,066	97,922	9,560
Prints and Chintz ..	114,273	..	23,581	2,978	13,567	38,693	..	4,578	1,844	2,081
Saris and Scarves ..	1,640,704	1,376,339	142,561	181,905	624,025	4,96,314	3,56,790	37,205	36,421	1,04,468
Shirtings ..	9,587,540	2,462,805	947,210	573,287	394,606	23,12,299	4,91,704	1,67,497	1,00,857	81,887
Twills ..	3,094,258	1,053,008	436,049	568,051	154,907	8,22,241	2,47,899	79,464	84,335	81,127
Lungis and Sarongs ..	3,698,542	1,852,517	170,927	714,876	653,509	17,43,464	5,00,129	46,651	1,66,391	1,11,227
Velvet and Velveteens ..	330,536	106,490	82,259	102,921	216,619	2,58,072	79,343	50,751	54,112	90,760
Unspecified descriptions ..	12,680,830	3,834,410	207,368	422,088	890,426	64,24,656	15,37,368	1,04,476	1,24,091	2,93,723
<b>Total of Woven coloured piece goods ..</b>	<b>59,450,818</b>	<b>17,223,224</b>	<b>4,426,743</b>	<b>5,804,217</b>	<b>5,683,791</b>	<b>2,04,86,276</b>	<b>50,49,610</b>	<b>10,30,195</b>	<b>18,02,824</b>	<b>12,87,915</b>
<b>Total of Woven Coloured, Printed or Dyed ..</b>	<b>116,443,296</b>	<b>64,416,798</b>	<b>52,535,164</b>	<b>92,702,307</b>	<b>56,081,631</b>	<b>3,57,73,307</b>	<b>1,64,78,332</b>	<b>1,20,62,487</b>	<b>1,74,03,148</b>	<b>1,09,15,799</b>
Fents of all descriptions (a) ..	1,753,546	..	..	..	..	4,60,150	..	..	..	..
Fents not more than 9 yards in length ..	..	510,901	1,000,835	1,660,483	2,824,027	..	99,711	1,62,230	1,71,806	2,47,884
Others ..	..	422,974	845,288	134,455	60,315	..	77,964	66,409	24,684	5,386
<b>Total of Piece goods ..</b>	<b>855,098,270</b>	<b>343,500,772</b>	<b>224,362,272</b>	<b>352,986,756</b>	<b>207,788,440</b>	<b>20,24,38,038</b>	<b>6,81,89,621</b>	<b>3,68,98,210</b>	<b>5,46,64,495</b>	<b>3,21,75,646</b>

(a) New sub-heads opened from 1930-31.

No. 12—continued

## IMPORTS—continued

PRINCIPAL AND OTHER ARTICLES	QUANTITY					VALUE				
	1929-30	1930-31	1931-32	1932-33	1933-34	1929-30	1930-31	1931-32	1932-33	1933-34
<b>BENGAL—continued</b>						R	R	R	R	R
<b>Calcutta—continued</b>										
<b>Textiles—continued</b>										
<b>Cotton—continued</b>										
<b>Manufactures—continued</b>										
Rope . . . Lbs.	80,486	42,400	25,787	60,821	53,463	94,925	45,034	22,739	54,160	45,880
Thread, sewing . . "	751,445	567,528	504,876	493,095	446,413	24,07,262	16,56,877	14,65,544	13,40,713	12,07,697
Other sorts of manufactures . . "	1,130,077	987,536	933,098	1,286,045	981,372	12,81,249	8,71,152	6,90,765	7,90,715	5,19,851
Total of Cotton manufactures . Value	—	—	—	—	—	21,65,31,800	7,72,62,480	4,38,65,700	6,01,02,020	3,81,66,403
Total of Cotton goods including twist and yarn . . . "	—	—	—	—	—	23,13,50,257	8,65,07,899	5,23,32,175	7,12,54,859	4,86,17,862
Total of Cotton raw and cotton goods including twist and yarn . . . "	—	—	—	—	—	23,14,00,701	8,70,84,495	5,33,32,258	7,21,76,167	4,92,06,804
<b>Flax—</b>										
Twist and yarn . Lbs.	904	16,885	32,323	13,106	4,023	1,302	19,376	27,334	11,492	3,870
<b>Manufactures—</b>										
Canvas . . Yds.	938,694	724,579	496,304	618,425	507,337	12,34,193	7,85,612	4,47,894	5,60,662	5,01,862
Piecegoods . . "	44,517	29,839	111,496	23,325	25,346	32,769	32,700	66,753	23,377	22,430
Thread, sewing . Lbs.	68,947	69,714	110,344	77,466	86,085	1,84,951	1,04,082	1,37,295	98,653	1,03,238
Other sorts . . "	291,871	142,185	100,059	128,703	123,461	4,57,344	2,55,442	1,50,002	1,94,578	1,82,445
Total of Flax manufactures . Value	—	—	—	—	—	18,59,277	11,77,830	8,10,944	8,77,770	8,09,975
Total of Flax . . "	—	—	—	—	—	18,60,579	11,97,212	8,38,278	8,89,262	8,13,845
<b>Haberdashery and Millinery—</b>										
Lace and embroidery . . "	—	—	—	—	—	3,55,218	2,69,947	1,67,693	1,46,758	2,18,653
Towels not in the piece . . No.	418,620	169,304	78,432	166,067	89,842	91,003	36,385	13,588	18,412	26,225
Other sorts . Value	—	—	—	—	—	13,19,017	11,16,744	9,48,371	8,90,985	6,96,567
Total of Haberdashery and Millinery . . "	—	—	—	—	—	17,65,238	14,23,076	10,19,652	10,65,155	9,41,445
<b>Hemp—</b>										
Raw . . Cwts.	30,027	19,589	15,299	23,493	20,004	8,32,963	4,12,975	2,81,708	3,58,352	2,47,700
Manufactures . Value	—	—	—	—	—	58,744	58,827	21,191	3,260	1,321
Total of Hemp . . "	—	—	—	—	—	8,86,707	4,71,802	2,62,899	3,61,612	2,49,021
<b>Jute—</b>										
Raw . . Tons	17	1	4	7	23	5,324	752	871	1,931	3,092
Twist and yarn . Lbs.	7,221	11,690	2,637	7,799	11,998	3,209	4,517	2,897	2,100	2,952
<b>Manufactures—</b>										
Canvas . . Yds.	93,314	49,447	34,299	20,370	20,530	46,371	70,316	32,019	24,337	10,050
Gunny bags . . No.	251,584	1,131,743	231,834	17,196	14,938	54,244	1,65,760	31,623	5,380	3,648
Gunny cloth . Yds.	99,734	323,002	7,197	5,998	320	14,493	29,861	525	495	45
Other sorts . Cwts.	3,585	2,360	993	28,972	508	84,067	66,501	44,107	1,95,423	21,943
Total of Jute manufactures . Value	—	—	—	—	—	1,99,175	3,32,447	1,08,274	2,25,585	44,686
Total of Jute . . "	—	—	—	—	—	2,07,708	3,37,716	1,12,042	2,29,616	50,730
<b>Silk—</b>										
Raw . . Lbs.	300	5,360	2,136	679	11,775	6,315	21,991	11,850	2,923	37,249
Waste . . "	..	..	50	..	..	..	..	200	..	..
Silk yarns, noils, and warps . . "	403,615	228,909	155,411	254,090	284,625	5,68,826	5,90,959	4,82,217	9,60,682	6,09,750
<b>Manufactures—</b>										
Goods of silk mixed with other materials . Yds.	258,429	1,222,247	1,130,348	2,675,877	1,310,856	2,13,333	5,61,393	4,41,638	6,81,340	4,12,814
Piecegoods . . "	1,289,964	1,830,836	1,625,933	1,695,936	744,451	11,04,606	13,82,492	10,77,235	8,09,899	3,50,025
Thread, sewing . Lbs.	1,580	6,276	4,736	1,435	1,460	15,436	68,350	51,567	11,471	12,855
Other sorts . . "	11,260	20,882	21,361	17,924	10,560	70,239	76,059	1,00,377	90,785	66,702
Total of Silk manufactures . Value	—	—	—	—	—	14,08,614	20,88,294	16,70,817	15,43,495	8,47,396
Total of Silk . . "	—	—	—	—	—	19,33,755	27,01,244	21,65,084	25,07,105	15,54,395





No. 12—continued  
IMPORTS—continued

PRINCIPAL AND OTHER ARTICLES	QUANTITY					VALUE				
	1929-30	1930-31	1931-32	1932-33	1933-34	1929-30	1930-31	1931-32	1932-33	1933-34
<b>BENGAL—continued</b>						R	R	R	R	R
<b>CALCUTTA—continued</b>										
Vehicles, <i>excluding</i> locomotives, etc., for Railways— Carriages and carts not mechanically propelled and parts thereof ( <i>excluding</i> Railway carriages, trucks, etc.)—										
Carriages and carts not mechanically propelled ( <i>excluding</i> Railway carriages, trucks, etc.) No.	1,227	581	649	476	520	1,97,391	1,45,225	1,25,078	75,109	47,814
Parts of carriages and carts ( <i>excluding</i> rubber tyres) . . . . . Value	—	—	—	—	—	3,20,108	1,85,298	1,24,375	38,387	81,142
Perambulators and children's go-carts . . . . . No.	1,803	1,612	1,530	1,952	1,937	53,085	38,449	33,446	35,169	27,426
Parts of perambulators and children's go-carts Value	—	—	—	—	—	444	1,033	1,315	1,218	363
Total of Carriages and Carts . . . . .	—	—	—	—	—	5,77,113	3,70,005	2,84,214	1,44,828	1,56,085
Cycles ( <i>other than</i> motor cycles) and parts thereof and accessories—										
Cycles imported entire or in sections . . . . . No.	56,375	18,313	16,007	20,329	27,361	23,71,261	7,15,363	5,40,228	6,28,641	8,06,867
Parts of cycles and accessories ( <i>excluding</i> rubber tyres) . . . . . Value	—	—	—	—	—	21,11,244	20,90,589	16,21,202	20,30,584	20,43,287
Total of Cycles, etc. . . . .	—	—	—	—	—	44,82,505	28,05,952	21,61,430	26,59,225	28,50,154
Mechanically propelled vehicles ( <i>excluding</i> railway locomotives and tractors)—										
Aircraft . . . . . No.	7	2	2	5	7	60,794	22,223	27,576	39,007	69,531
Parts of aircraft . . . . . Value	—	—	—	—	—	4,550	43,270	4,567	712	39,396
Carriages and parts for Railways . . . . .	—	—	—	—	—	57,27,686	39,88,378	15,71,513	10,34,266	18,17,094
Wagons and parts for Railways . . . . .	—	—	—	—	—	38,14,937	42,78,902	18,20,316	5,09,524	7,13,687
Motor cars ( <i>including</i> taxicabs) . . . . . No.	3,229	3,080	1,788	1,018	2,354	77,06,878	65,37,082	88,36,871	32,73,911	43,41,526
Motor cycles ( <i>including</i> scooters) . . . . .	643	483	285	202	103	3,59,490	2,68,509	1,23,236	82,407	94,061
Motor omnibuses, motor vans, and motor lorries . . . . .	2,468	1,088	439	187	440	53,82,950	22,42,100	7,23,721	3,79,050	6,73,370
Tram Cars . . . . .	..	..	2	..	..	..	..	42,317	..	..
Parts of mechanically propelled vehicles and accessories, <i>other than</i> of aircraft ( <i>excluding</i> rubber tyres) . . . . . Value	—	—	—	—	—	27,84,562	23,77,839	19,65,178	17,44,748	19,23,199
Total of Mechanically propelled Vehicles, etc. . . . .	—	—	—	—	—	2,53,91,847	1,87,58,321	1,01,15,795	70,63,626	96,67,464
Ships, parts of ( <i>including</i> launches and boats) . . . . .	—	—	—	—	—	2,11,980	4,35,583	2,728	7,878	13,165
Total of Vehicles, <i>excluding</i> locomotives, etc., for railways . . . . .	—	—	—	—	—	3,11,63,446	2,24,19,861	1,25,04,167	98,75,566	1,26,92,463
Wax of all kinds <i>other than</i> paraffin wax ( <i>excluding</i> candles) . . . . . Cwts.	1,269	1,049	2,069	5,987	6,257	52,206	42,125	44,763	1,04,915	1,10,432
<b>Wood and Timber—</b>										
Timber <i>other than</i> railway sleepers—										
Deal and pine wood . . . . . C. Tons	4,293	757	9	105	907	3,58,259	61,301	1,609	3,077	52,356
Jarrah wood . . . . .	177	..	..	..	..	27,295	..	..	..	..
Firewood . . . . . Tons	565	592	700	612	738	8,466	8,968	7,818	9,247	11,026
Other kinds of wood and timber. Value	—	—	—	—	—	14,42,793	12,11,078	10,24,316	8,97,801	9,61,003
Manufactures of wood, <i>other than</i> furniture and cabinet-ware . . . . .	—	—	—	—	—	9,62,178	7,91,631	4,42,304	5,76,391	4,13,652
Total of Wood and Timber . . . . .	—	—	—	—	—	27,98,931	26,62,978	16,76,549	14,86,516	14,38,096
Postal articles not specified . . . . .	—	—	—	—	—	1,04,50,657	91,36,869	80,24,834	65,62,713	66,86,538

TRADE AT CHIEF PORT  
CALCUTTA

( 60 )

No. 12—continued  
IMPORTS—continued

PRINCIPAL AND OTHER ARTICLES	QUANTITY					VALUE				
	1929-30	1930-31	1931-32	1932-33	1933-34	1929-30	1930-31	1931-32	1932-33	1933-34
BENGAL—continued						R	R	Rs	Rs	R
CALCUTTA—continued										
All other articles of merchandise—										
Unmanufactured . . . Value	—	—	—	—	—	77,314	87,191	17,368	89,182	52,406
Manufactured . . . "	—	—	—	—	—	6,55,126	3,39,689	2,61,998	2,36,520	4,61,892
Total of all other articles . . . "	—	—	—	—	—	7,32,440	3,66,880	2,79,366	2,75,702	5,14,298
GRAND TOTAL IMPORTS . . . "	—	—	—	—	—	81,80,75,265	40,86,17,433	33,84,07,037	84,71,04,610	32,12,83,140

GOVERNMENT STORES

PRINCIPAL AND OTHER ARTICLES	QUANTITY					VALUE				
	1929-30	1930-31	1931-32	1932-33	1933-34	1929-30	1930-31	1931-32	1932-33	1933-34
Apparel (including drapery, uniforms, accoutrements, but excluding hosiery and boots and shoes) Value	—	—	—	—	—	R	R	R	R	R
						2,12,091	1,00,520	1,00,290	91,277	44,027
Arms, ammunition, and military stores—										
Fire-arms and parts thereof . . . "	—	—	—	—	—	15,65,401	13,08,108	4,26,530	6,10,777	1,35,383
Other sorts . . . "	—	—	—	—	—	1,86,056	1,04,701	70,687	96,967	1,77,439
Total of Arms, etc. . . "	—	—	—	—	—	17,01,547	14,12,809	5,03,217	7,07,744	3,12,822
Books, printed, and printed matter (not being stationery) including maps and charts . . . "	—	—	—	—	—	2,34,545	1,80,156	2,00,599	1,08,750	24,298
Building and Engineering materials, other than of iron, steel, or wood—										
Bricks and tiles—										
Fire bricks . . . No.	6,300	630	..	..	..	23,913	802	..	..	..
Other sorts (including pipes of earthenware) . . . Value	—	—	—	—	—	3,186	454	2,714	373	—
Total of Building, etc. . . "	—	—	—	—	—	27,049	1,256	2,714	373	—
Chemicals . . . "	—	—	—	—	—	1,33,050	1,23,790	1,03,247	87,302	79,828
Drugs, Medicines, and Narcotics—										
Drugs . . . Value	—	—	—	—	—	30,074	38,027	40,378	28,187	1,401
Medicines and narcotics . . . "	—	—	—	—	—	894	2,493	2,731	3,027	19,371
Total of Drugs, etc. . . "	—	—	—	—	—	80,968	40,520	43,109	31,214	20,772
Earthenware and Porcelain—										
Earthenware including pipes . . . "	—	—	—	—	—	19,356	8,212	7,419	2,509	1,121
Porcelain . . . "	—	—	—	—	—	20,778	15,009	1,660	1,938	1,192

## No. 12—continued

## IMPORTS—continued

## GOVERNMENT STORES—continued

PRINCIPAL AND OTHER ARTICLES	QUANTITY					VALUE				
	1929-30	1930-31	1931-32	1932-33	1933-34	1929-30	1930-31	1931-32	1932-33	1933-34
BENGAL—continued						R	R	R	R	R
CALCUTTA—continued										
Glass and Glassware . Value	—	—	—	—	—	73,811	81,080	43,502	44,764	30,736
Hardware and Outfery including agricultural implements and plated ware . "	—	—	—	—	—	1,08,326	1,77,207	1,13,952	74,502	78,659
Instruments, Apparatus, and Appliances, and parts thereof . "	—	—	—	—	—	7,37,830	6,16,407	9,24,039	2,83,225	1,61,048
Leather—										
Unwrought . Cwts.	1	9	3	..	..	1,076	3,810	2,835	..	125
Manufactures . Value	—	—	—	—	—	19,832	10,460	13,326	2,929	8,094
Total of Leather . "	—	—	—	—	—	20,908	14,270	16,161	2,929	8,319
Machinery and Mill-work—										
Locomotive engines and Tenders for railways . "	—	—	—	—	—	90,18,723	62,05,030	11,47,839	5,31,038	17,45,333
Steam-engines and parts (other than locomotives) . "	—	—	—	—	—	30,560	15,478	..	..	1,807
Other sorts of machinery . "	—	—	—	—	—	68,56,465	20,24,660	8,61,252	3,78,896	88,806
Total of Machinery, etc. . "	—	—	—	—	—	1,54,85,738	83,35,168	20,09,091	9,09,934	18,36,000
Metals and Ores—										
Brass, Bronze and similar alloys and manufactures thereof—										
Wrought . Cwts.	83	36	6	..	2	2,807	1,974	415	17	281
Copper—										
Unwrought . "	26,014	12,002	1	6,054	2,921	14,43,105	4,20,087	47	1,33,137	72,052
Wrought . "	382	7,849	356	12	286	15,969	3,46,740	18,476	3,218	15,000
Total of Copper . "	25,396	19,851	357	6,066	3,207	14,59,134	7,66,830	18,523	1,86,355	87,712
Iron—										
Pig . Tons	1,599	..	10	10	..	1,16,712	..	1,280	1,367	..
Manufactures—										
Angle and tee, bolt, and rod . "	60	..	10	..	..	6,545	..	1,146	..	..
Bars and channels . "	24	..	..	..	33	7,627	173	..	..	8,974
Total of Iron . "	1,673	..	20	10	33	1,80,884	173	2,432	1,367	8,974
Steel—										
Bars and channels . "	217	818	..	..	22	44,228	73,090	..	27	2,492
Cast . "	9	..	2	..	..	9,975	2,018	2,730	373	..
Total of Steel . "	226	818	2	..	22	54,203	75,108	2,730	400	2,492
Iron or Steel—										
Anchors and cables . "	..	7	..	..	66	..	3,022	..	..	37,180
Hoops and strips . "	24	15	3	4	4	7,367	2,244	811	677	721
Nails, screws, rivets, and washers . "	44	..	2	..	1	11,676	448	1,665	110	841
Rolls and fish-plates of steel or iron . "	2,097	7	..	..	..	2,53,927	1,200	..	..	..
Sheets and plates (including galvanized and tinned plates) . "	10	69	..	5	16	4,156	13,550	212	2,243	5,268
Wire . "	358	..	..	36	..	66,695	1,320	311	5,384	93
Other manufactures of iron or steel . "	2,061	423	391	178	7	4,61,937	98,112	82,147	24,346	3,016
Total of Iron or Steel . "	4,594	541	396	218	94	8,05,788	1,19,002	85,146	32,650	47,119
Lead . Cwts.	12	..	20	20	—	238	..	208	322	11

TRADE AT CHIEF PORT  
CALCUTTA

( 62 )

No. 12—continued  
IMPORTS—continued

GOVERNMENT STORES—continued

PRINCIPAL AND OTHER ARTICLES	QUANTITY					VALUE				
	1929-30	1930-31	1931-32	1932-33	1933-34	1929-30	1930-31	1931-32	1932-33	1933-34
<b>BENGAL—continued</b>						R	R	R	R	R
<b>CALCUTTA—continued</b>										
<b>Metals and Ores—continued</b>										
<b>Tin—</b>										
Unwrought (blocks, ingots, bars and slabs) . . . Cwts.	5,370	3,467	2,950	1,460	1,740	6,73,800	3,20,014	2,43,655	1,28,585	2,58,702
Wrought (including plates and sheets not being Tinned iron) . . . "	—	—	—	—	8	..	..	12	..	4,800
<b>Zinc or Spelter—</b>										
Wrought or manufactured . . . "	3	2,040	..	..	..	260	28,664	..	..	144
Metals and ores, un- enumerated . . . "	7,170	6,724	377	186	8,505	1,92,718	1,04,660	8,390	3,500	1,09,425
<b>Total of Metals and Ores Value</b>	—	—	—	—	—	38,20,804	14,16,231	3,61,511	3,53,305	6,00,669
<b>Paper and Pasteboard—</b>										
<b>Paper—</b>										
Printing paper . . . Cwts.	982	1,658	1,496	658	988	41,131	1,00,307	94,512	43,951	41,580
Writing paper and envelopes . . . "	2,619	4,484	2,358	1,317	1,280	1,44,081	1,73,030	1,78,398	1,06,198	72,011
Other kinds of paper . . . "	5,773	11,193	2,851	365	1,201	2,17,738	1,94,495	75,394	35,228	32,495
Pasteboard, mill-board, and cardboard of all kinds . . . "	47	106	67	6	70	1,135	3,510	5,715	305	2,620
<b>Total of Paper, etc.</b>	9,421	17,441	6,772	2,376	3,630	4,04,065	4,71,351	3,48,969	1,70,682	1,49,036
Printing and litho- graphing materials (excluding paper) . . . Value	—	—	—	—	—	54,623	44,662	36,625	59,760	42,502
Stationery (excluding paper) . . . "	—	—	—	—	—	4,34,403	1,24,605	2,00,200	71,554	29,223
Telegraphs, materials for construction of . . . "	—	—	—	—	—	4,521	67	4,243	..	..
<b>Textiles—</b>										
<b>Cotton—</b>										
<b>Manufactures—</b>										
<b>Piecegoods—</b>										
Grey (unbleached) Yds	4,470	..	20	..	150	3,485	..	40	..	141
White (bleached) ..	12,485	43,992	100,833	53,573	61,644	2,803	5,322	8,051	4,228	5,037
Coloured, printed, or dyed . . . "	94,910	587,790	77,685	300,413	31,070	93,983	2,02,050	45,378	1,04,143	14,406
Other sorts of manufactures (including handkerchiefs and shawls in the piece) . . . Value	—	—	—	—	—	95,406	96,126	6,478	60,601	10,379
<b>Total of Cotton manufactures . . . "</b>	—	—	—	—	—	1,95,627	3,04,388	60,856	1,68,872	35,063
<b>Flax—</b>										
<b>Manufactures—</b>										
Canvas . . . Yards	195,261	433,382	94,610	13,863	9,347	3,05,160	6,01,022	55,970	7,892	3,267
Piece goods. . . "	50,113	51,565	..	40	29,012	41,026	27,140	..	78	11,866
Other sorts (in- cluding bags and sacks) . . . Value	—	—	—	—	—	17,166	9,952	7,577	1,283	2,287
<b>Total of Flax manufactures . . . "</b>	—	—	—	—	—	3,63,352	6,39,014	63,547	9,369	17,420
<b>Wool—</b>										
<b>Manufactures—</b>										
Piece goods . . . Yards	813,571	324,465	177,373	429,098	38,236	11,28,064	4,65,087	2,13,701	5,31,337	20,083
Other sorts . . . Lbs.	3,384	8,678	3,308	4,143	3,654	13,187	39,024	9,117	8,838	6,624
<b>Total of Wool manu- factures . . . Value</b>	—	—	—	—	—	11,42,151	5,08,111	2,22,878	5,40,170	29,707

No. 12—continued

IMPORTS—concluded

## GOVERNMENT STORES—concluded

PRINCIPAL AND OTHER ARTICLES	QUANTITY					VALUE				
	1929-30	1930-31	1931-32	1932-33	1933-34	1929-30	1930-31	1931-32	1932-33	1933-34
<b>BENGAL—continued</b>						R	R	R	F	R
<b>CALCUTTA—continued</b>										
Vehicles, excluding locomotives, etc., for railways—										
Carriages and carts (excluding railway carriages) and parts thereof . . . Value	—	—	—	—	—	1,713	3,306	..	3,933	3,278
Carriages and parts for railways . . . "	—	—	—	—	—	12,40,750	8,22,805	7,97,913	38,207	10,572
Wagons and parts for railways . . . "	—	—	—	—	—	7,54,629	97,792	..	13,031	5,584
Ships, parts (including Launches and Boats) . . . "	—	—	—	—	—	..	..	8,868	..	..
Other sorts . . . "	—	—	—	—	—	148	4,432	50,263	15,124	593
Total of Principal Stores . . . "	—	—	—	—	—	2,64,69,702	1,56,40,432	62,89,802	37,99,066	35,38,480
<b>All other articles—</b>										
Unmanufactured . . . "	—	—	—	—	—	14,02,154	12,52,831	16,14,394	8,472	9,12,232
Manufactured . . . "	—	—	—	—	—	4,43,988	4,32,406	3,85,625	1,03,145	1,30,740
<b>GRAND TOTAL OF GOVERNMENT STORES . . . "</b>	—	—	—	—	—	2,83,15,904	1,73,25,669	82,39,821	49,06,032	46,76,158

## EXPORTS

## INDIAN MERCHANDISE

PRINCIPAL AND OTHER ARTICLES	QUANTITY					VALUE				
	1929-30	1930-31	1931-32	1932-33	1933-34	1929-30	1930-31	1931-32	1932-33	1933-34
<b>BENGAL—</b>						R	R	R	R	R
<b>CALCUTTA—</b>										
Animals, living—										
Cattle (excluding sheep and goats). No.	191	147	110	218	17	20,075	23,405	16,854	25,776	1,085
Horses . . . "	10	..	1	1	4	15,500	..	300	2,000	1,500
Sheep and goats . . . "	42,749	28,625	9,674	1,872	1,989	5,58,710	3,67,550	1,26,959	26,391	21,295
Other kinds . . . "	36,781	20,944	47,259	19,698	52,265	70,599	73,328	57,254	54,704	44,220
Total of Animals living . . . "	79,721	58,716	57,044	21,789	54,275	6,74,784	4,64,283	2,01,367	1,08,871	68,950
Apparel (excluding hosiery and boots and shoes)—										
Apparel (including drapery, uniforms, and accoutrements) . Value	—	—	—	—	—	20,70,097	13,48,139	8,86,939	7,01,820	9,02,114
Arts, work of . . . "	—	—	—	—	—	19,979	1,07,070	7,691	42,025	1,553
Bones for manufacturing purposes . . . tons	37,534	31,850	31,076	19,644	26,453	36,14,456	31,78,655	30,38,050	15,93,632	15,58,253
Books, printed, and printed matter (not being stationery) including maps and charts . . . Cwts.	3,278	1,223	521	352	296	1,38,544	78,980	37,239	40,620	18,325
Boots and shoes . . . Pairs	74,400	50,501	45,048	48,314	86,261	1,75,514	1,27,321	1,05,587	92,906	90,493
Bristles . . . Cwts.	1,140	704	677	618	681	5,58,424	2,98,251	3,14,596	2,74,002	2,97,450

TRADE AT CHIEF PORT  
CALCUTTA

( 64 )

No. 12—continued  
EXPORTS—continued

INDIAN MERCHANDISE—continued

PRINCIPAL AND OTHER ARTICLES	QUANTITY					VALUE				
	1929-30	1930-31	1931-32	1932-33	1933-34	R	R	R	R	R
<b>BENGAL—continued</b>										
<b>CALCUTTA—continued</b>										
Building and Engineering materials, other than of iron, steel or wood—										
Bricks . . . . . No.	..	..	166,476	186,702	3,98,100	..	..	65,025	93,463	2,24,594
Other kinds . . . . . Value	—	—	—	—	—	32,080	49,511	10,048	14,112	17,564
Total . . . . .	—	—	—	—	—	32,080	49,511	75,073	1,12,575	2,42,158
Canes and Rattans . . . . . Cwts.	..	386	120	184	67	..	21,858	6,419	11,128	5,082
Chemicals and chemical preparations (excluding chemical manures and medicines)—										
Potassium compounds—										
Saltpetre . . . . . Cwts.	65,483	88,253	116,873	115,747	131,154	6,60,524	6,71,475	9,06,402	8,58,848	10,11,710
Other sorts . . . . .	..	1,000	..	..	2	..	8,500	..	..	54
Soda compounds—										
Borax . . . . .	1,750	837	1,182	708	840	32,903	16,006	21,333	14,210	13,104
Other sorts of chemicals . . . . . Value	—	—	—	—	—	71,535	31,074	2,50,439	49,040	65,727
Total of Chemicals, etc. . . . .	—	—	—	—	—	7,04,762	6,27,055	11,78,234	9,22,107	10,90,595
Coal and coke—										
Coal . . . . . Tons.	685,063	427,911	514,943	451,564	372,598	71,56,103	48,99,010	54,46,828	43,67,559	37,09,778
Coke . . . . .	2,262	1,427	1,328	2,074	757	39,475	25,573	37,088	37,012	16,021
Total of Coal and Coke . . . . .	687,325	429,338	516,271	453,638	373,355	71,95,578	49,24,583	54,83,916	44,04,571	37,25,799
Coir . . . . .	189	118	66	145	41	62,099	28,048	25,360	10,313	16,320
Ordage and rope of vegetable fibre (excluding jute and cotton) . . . . . Cwts.	31,428	22,475	13,079	16,266	18,048	9,15,668	617,039	4,51,732	3,65,850	3,20,052
Drugs and Medicines (excluding chemicals and narcotics)—										
Nux Vomica (Strychnis) . . . . .	14,247	6,596	6,411	1,159	11,529	1,01,562	42,184	30,215	7,415	63,109
Other sorts . . . . . Value	—	—	—	—	—	21,54,890	1,83,091	8,29,520	14,46,246	2,78,721
Total of Drugs, etc. . . . .	—	—	—	—	—	22,56,452	2,25,275	8,59,735	14,54,261	3,41,830
Dyeing and Tanning Substances—										
Cutch and Gambler . . . . . Cwts.	5,198	5,560	3,292	3,518	4,976	95,954	92,663	42,787	38,058	47,125
Indigo . . . . .	537	558	554	154	351	1,64,672	1,66,410	1,51,049	38,868	67,723
Myrobalans . . . . .	459,057	451,487	549,315	467,700	496,744	33,44,394	32,59,903	29,84,050	25,26,685	19,31,797
Myrobalan Extracts . . . . .	25,395	10,165	3,781	20,517	32,946	3,33,418	1,29,935	41,766	2,20,587	3,20,548
Safflower . . . . .	1,692	1,329	1,969	3,551	3,053	37,526	35,459	47,957	94,386	68,068
Furmeric . . . . .	1,427	2,061	1,636	2,579	1,873	24,952	29,302	20,285	34,440	17,597
Other sorts (including lac-dye) . . . . .	2,297	1,274	710	1,081	1,513	14,388	7,846	5,294	4,054	2,371
Total of Dyeing, etc. . . . .	495,693	473,384	561,857	499,100	541,466	40,15,304	37,21,518	32,93,788	29,57,068	24,04,229
Earthenware and Porcelain (including pipes of earthenware) . . . . . Value	—	—	—	—	—	22,500	49,455	1,17,004	47,339	36,398
Fibre for brushes and brooms . . . . . Tons	2,143	46	54	19	67	38,009	12,850	15,000	4,670	12,010
Fish (excluding Canned Fish) . . . . . Cwts.	340	223	219	105	141	21,225	11,687	16,082	5,755	5,403
Fodder, Bran, and Pollards (excluding oil-cake)—										
Other sorts of bran and pollards . . . . . Tons	3,410	1,697	1,994	1,976	1,932	3,35,529	1,48,740	1,14,864	1,01,828	93,721
Other sorts of fodder . . . . .	2,820	820	1,166	1,736	200	1,38,788	97,352	76,196	39,194	5,400
Total of Fodder, etc. . . . .	5,730	2,517	3,160	3,712	2,132	4,74,317	2,46,092	1,91,060	1,40,517	99,181

No. 12—continued  
EXPORTS—continued

## INDIAN MERCHANDISE—continued

PRINCIPAL AND OTHER ARTICLES	QUANTITY					VALUE				
	1920-30	1930-31	1931-32	1932-33	1933-34	1920-30	1930-31	1931-32	1932-33	1933-34
BENGAL—continued						R	R	R	R	R
CALCUTTA—continued										
Fruits and Vegetables—										
Fresh fruits and vegetables—										
Fresh fruits . . . . . Value	—	—	—	—	—	16,091	3,623	2,476	1,813	327
Fresh Vegetables of all kinds . . . . . "	—	—	—	—	—	12,200	33,972	12,312	866	6,531
Fruits and vegetables: dried, salted or preserved, all sorts . . . . . Tons	3,199	1,942	1,831	2,205	2,349	5,21,030	2,56,150	2,49,005	2,94,423	2,12,722
Total of Fruits and Vegetables . . . . . Value	—	—	—	—	—	6,49,981	2,96,045	2,64,762	2,87,045	2,19,580
Furniture and Cabinet-ware . . . . . "	—	—	—	—	—	14,928	10,142	10,989	6,657	2,841
Grain, Pulse and Flour—										
Barley . . . . . Tons	60	4	61	11	13	10,138	841	4,120	1,578	1,182
Jowar and Bajra . . . . . "	1	1,152	908	125	—	156	60,705	36,423	6,782	30
Maize . . . . . "	9	12	19	18	7	2,449	2,489	2,848	1,826	930
Oats . . . . . "	368	54	104	437	577	71,143	9,040	26,375	50,501	49,089
Pulse—										
Gram . . . . . "	346	317	186	101	138	58,396	43,797	21,219	12,551	12,008
Lentils . . . . . "	4,468	4,875	1,295	4,166	1,557	7,72,793	5,62,904	1,51,149	3,80,803	1,60,703
Pulse, other sorts . . . . . "	26,036	26,444	22,804	21,397	21,119	48,26,934	36,49,691	27,14,087	23,89,906	10,85,557
Rice in the husk . . . . . "	6	51	14	2,101	3	788	4,197	1,292	1,12,469	204
Rice, not in the husk . . . . . "	120,021	118,855	123,173	120,794	107,657	2,39,07,238	1,83,27,541	1,57,87,259	1,31,17,596	94,88,303
Wheat . . . . . "	117	137	177	168	74	20,784	19,606	20,292	21,222	7,851
Wheat flour . . . . . "	2,613	2,651	2,222	950	648	4,96,243	3,87,399	2,58,494	1,92,110	63,637
Other sorts . . . . . "	1	1	1	..	7	336	260	162	24	429
Total of Grain, etc. . . . . "	154,046	154,533	150,849	150,328	131,800	3,01,07,463	2,36,36,461	1,90,23,720	1,62,27,122	1,17,70,878
Gums and Resins—										
Rosin . . . . . Cwts.	4,078	615	11,352	7,837	3,661	56,773	8,695	1,54,904	1,00,742	37,006
Other sorts . . . . . "	123	104	142	136	328	9,335	4,908	2,981	2,733	9,624
Total of Gums and Resins . . . . . "	4,201	719	11,494	8,022	3,989	66,108	13,603	1,57,885	1,12,525	46,630
Hardware and Cutlery (including plated ware) . . . . . Value	—	—	—	—	—	1,96,320	2,95,780	1,05,539	1,06,131	53,115
Hides and Skins, raw—										
Hides, raw—										
Buffalo hides { Tons	3,130	3,065	1,606	776	1,396	89,21,700	24,08,685	9,35,204	4,00,898	7,08,054
Buffalo hides { =No.	484,920	432,803	257,688	129,140	269,252					
Cow " { Tons	14,768	12,126	9,094	7,572	10,802	1,05,35,743	1,01,91,087	64,33,569	39,02,113	61,13,780
Cow " { =No.	3,627,907	3,016,412	2,171,236	1,846,227	2,723,623					
Buffalo calf skins { Tons	..	..	..	1	..	..	..	..	512	125
Buffalo calf skins { =No.	..	..	..	72	100					
Cow calf skins { Tons	37	12	10	..	7	42,465	10,732	8,609	..	5,644
Cow calf skins { =No.	32,860	13,700	4,026	..	3,025					
Total of Hides, raw { Tons	17,935	15,203	10,710	8,349	12,205	1,95,99,998	1,26,11,110	63,77,402	43,00,493	63,92,003
Total of Hides, raw { =No.	4,145,687	3,462,915	2,432,950	1,376,039	2,996,000					



TRADE AT CHIEF PORT  
CALCUTTA

( 66 )

No. 12—continued

EXPORTS—continued

X: 544-7511

G4-2

47655

INDIAN MERCHANDISE—continued

PRINCIPAL AND OTHER ARTICLES	QUANTITY					VALUE				
	1929-30	1930-31	1931-32	1932-33	1933-34	1929-30	1930-31	1931-32	1932-33	1933-34
BENGAL—continued										
CALCUTTA—continued										
Hides and Skins, raw—continued										
Skins, raw—										
Goat skins . . . . .	{ Tons 7,006	6,892	8,213	6,386	9,449	2,34,76,383	1,01,52,132	1,60,81,053	1,16,16,616	1,78,15,424
	{ =No. =12,040,847	=11,029,032	=12,049,250	=11,270,084	=15,375,330					
Sheep skins . . . . .	{ Tons 107	..	17	37	120	1,35,797	2,729	32,350	28,053	78,491
	{ =No. =141,382	=2,798	=25,348	=55,204	=150,795					
Other skins . . . . .	{ Tons 375	193	814	488	429	47,43,613	13,30,235	8,33,640	27,09,735	32,24,470
	{ =No. =2,668,955	=1,107,209	=907,810	=3,016,392	=3,032,111					
Total of Skins, raw	{ Tons 7,483	7,085	8,544	6,911	9,998	2,83,55,798	2,04,55,096	1,69,47,978	1,43,53,404	2,11,18,385
	{ =No. =14,851,084	=12,139,039	=12,982,717	=14,351,580	=18,507,230					
Cuttings of hides and skins (raw) . . . . .	Tons 1,650	1,042	43	50	829	3,69,797	1,62,694	5,738	2,500	29,376
Total of Hides and Skins, raw . . . . .	27,073	23,330	19,297	15,310	23,032	4,82,25,588	3,32,58,000	2,33,31,113	1,86,65,397	2,80,40,363
Horns, tips and pieces of horn . . . . .	Cwts. 12,391	7,766	6,752	22,838	22,896	2,41,234	1,39,311	60,684	1,22,356	1,10,184
Instruments, Apparatus, and Appliances, and parts thereof—										
Musical . . . . .	Value —	—	—	—	—	7,02,218	4,37,698	4,38,113	4,28,568	4,10,254
Other kinds . . . . .	Value —	—	—	—	—	1,90,000	29,410	11,982	20,160	16,380
Total of Instruments, etc. . . . .	Value —	—	—	—	—	9,82,218	4,67,114	4,50,095	4,48,728	4,26,634
Ivory . . . . .	Value —	—	—	—	—	9,425	3,186	867	2,300	705
Jewellery (excluding imitation jewellery, and precious stones and pearls, unset), also plate of gold and silver . . . . .	Value —	—	—	—	—	18,151	19,089	3,195	4,300	6,964
Kapok . . . . .	Cwts. 23,625	12,797	19,901	16,919	17,259	10,50,524	4,65,823	3,22,613	4,63,790	4,13,771
Lao—										
Butter . . . . .	24,175	23,676	18,164	17,432	19,100	30,12,077	17,22,321	9,48,099	6,84,406	9,90,655
Bees . . . . .	62,474	1,03,361	104,388	120,733	151,940	62,91,837	64,88,995	37,44,733	31,82,785	41,68,275
Shell . . . . .	498,215	369,413	297,902	261,720	528,478	5,67,91,480	2,28,64,291	1,20,88,958	83,37,817	1,03,75,467
Stick . . . . .	3,561	3,385	6,926	1,613	3,097	2,80,450	1,53,560	1,83,504	49,552	1,00,440
Other kinds (excluding lac-dye) . . . . .	70,485	45,984	30,992	14,000	23,726	24,46,599	8,21,138	4,07,572	1,32,240	2,09,238
Total of Lao . . . . .	658,910	542,819	456,572	415,588	727,247	6,88,24,443	3,10,50,300	1,82,67,866	1,23,80,899	2,45,40,075
Leather—										
Hides, tanned or dressed—										
Cow hides . . . . .	{ Tons 8	27	32	44	59	52,514	3,707	65,992	55,835	90,750
	{ =No. =5,120	=640	=24,217	=33,093	=36,100					
Other hides . . . . .	{ Tons ..	..	2	..	..	1,688	600	1,062	..	2,000
	{ =No. =544	=300	=481	..	=1,000					
Skins, tanned or dressed—										
Goat skins . . . . .	{ Tons 6	2	1	..	..	37,529	11,025	9,691	2,160	959
	{ =No. =22,075	=11,256	=5,918	=2,149	=1,918					
Sheep skins . . . . .	{ Tons 1	..	..	..	..	11,979	710	960	60	207
	{ =No. =11,471	=680	=744	=118	=200					
Other skins . . . . .	{ Tons 16	15	36	63	83	6,17,170	3,41,844	6,36,729	9,12,221	11,12,663
	{ =No. =371,134	=268,154	=665,181	=1,050,515	=1,292,096					
Total of Hides and Skins, tanned or dressed . . . . .	Tons 31	44	71	107	142	7,20,880	3,58,286	7,14,284	10,30,266	12,06,639
	{ =No. =410,844	=281,280	=696,486	=1,085,785	=1,331,314					

No. 12—continued

EXPORTS—continued

## INDIAN MERCHANDISE—continued

PRINCIPAL AND OTHER ARTICLES	QUANTITY					VALUE				
	1929-30	1930-31	1931-32	1932-33	1933-34	1929-30	1930-31	1931-32	1932-33	1933-34
BENGAL—continued						R	R	R	R	R
CALCUTTA—continued										
Leather—continued										
Unwrought . Cwts.	640	1,021	150	1,259	4,584	1,00,522	1,41,550	21,017	2,01,520	7,64,889
Manufactures (excluding boots and shoes)—										
Saddlery and harness . Value	—	—	—	—	—	158	20,581	300	307	300
Other sorts . "	—	—	—	—	—	16,210	50,610	34,068	7,200	7,300
Total value of leather manufactures . "	—	—	—	—	—	16,377	50,200	34,368	7,507	7,600
Total of Leather "	—	—	—	—	—	8,37,779	5,80,042	7,69,664	12,39,293	19,79,128
Machinery and Mill work of all kinds . "	—	—	—	—	—	27,270	27,772	17,758	60,125	40,060
Manures—										
Bonemeal . Tons	19,182	23,036	18,432	8,700	12,584	18,35,476	19,88,670	10,68,221	5,26,965	6,49,811
Fish Manures and Guano . "	14	90	89	..	241	1,952	10,160	7,100	..	6,641
Hornmeal . "	2,804	1,970	2,505	700	320	4,07,989	2,28,038	1,90,055	50,024	17,421
Sulphate of Ammonia . "	..	4,850	3,051	303	2,121	..	5,62,600	3,80,033	34,697	1,78,208
Other kinds . "	1,923	2,427	1,346	7,418	3,151	2,97,450	3,50,997	1,50,297	91,308	2,23,859
Total of Manures "	23,923	32,373	25,423	11,121	18,417	25,42,867	31,40,474	17,99,706	7,08,294	10,75,940
Mats and matting except Coir and Rubber . Sq. Yds.	58,209	94,822	66,116	20,221	23,183	17,685	51,144	10,517	8,422	6,692
Metals and ores—										
Brass, Bronze, and similar alloys—										
Unwrought . Cwts.	2,704	3,498	..	..	..	75,321	76,730	..	..	..
Wrought . "	2,392	847	617	466	458	2,33,860	1,11,560	77,988	35,516	34,477
Total of Brass, Bronze, etc. . "	5,096	4,345	617	466	458	3,09,081	1,88,340	77,988	35,516	34,477
Chromite (chromo iron ore) . Tons	221	871	1,699	5,219	5,034	7,750	38,470	63,970	2,00,292	1,54,504
Copper—										
Wrought (sheets and other manufactures) . Cwts.	1,516	773	502	564	825	1,20,953	65,261	44,851	38,907	46,836
Others . "	102	764	6,855	3,998	70	705	8,800	42,566	27,973	8,373
Total of Copper "	—	—	—	4,560	895	1,21,748	74,061	87,417	66,880	50,209
Iron and steel—										
Ore . Tons	101	802	437	752	813	3,030	12,520	3,431	7,068	5,477
Pig . "	568,733	439,120	350,358	218,374	377,511	2,59,36,144	1,70,39,105	1,22,60,874	74,30,274	85,02,308
Manufactures—										
Anchor and Cables . "	..	..	105	446	2	..	..	6,855	11,932	300
Bars and channel . "	..	..	9,410	23,035	46,360	..	..	4,92,502	13,02,559	20,86,157
Old, for re-manufacture . "	72,159	53,129	85,784	81,873	68,333	23,87,809	16,40,234	18,12,085	19,37,885	17,59,710
Pipes and fittings cast . "	123	2,037	806	342	363	15,643	2,14,543	85,280	32,662	44,929
Tubes, pipes and fittings wrought . "	664	303	171	49	..	92,219	51,766	22,563	7,605	..
Others . "	36	352	4,155	5,907	340	11,873	27,532	1,88,874	2,79,144	20,491
Total of Iron and steel . "	641,821	495,748	451,726	330,527	493,727	2,84,46,717	1,89,85,730	1,48,75,499	1,10,09,179	1,23,69,372
Lead—										
Pig . Cwts.	..	2,940	..	..	..	..	80,608	..	..	..
Other sorts . "	23,399	16,360	17,619	17,356	14,492	6,98,460	3,93,514	3,61,135	3,50,967	2,28,935

No. 12—continued  
EXPORTS—continued

INDIAN MERCHANDISE—continued

PRINCIPAL AND OTHER ARTICLES	QUANTITY					VALUE				
	1929-30	1930-31	1931-32	1932-33	1933-34	1929-30	1930-31	1931-32	1932-33	1933-34
<b>BENGAL—continued</b>										
<b>CALCUTTA—continued</b>										
Metals and ores—continued										
Manganese ore Tons	441,567	236,333	149,848	137,224	134,043	1,28,14,012	68,71,671	42,93,805	37,28,758 <sup>5</sup>	24,79,702
Tin—										
Unwrought, Blocks Cwts.	10,783	16,165	54,420	100,646	18,548	1,55,160	80,069	1,48,672	2,89,308	76,350
Ingots, etc.										
Wrought— including plates, sheets, not being tinned iron "	..	..	1	2,450	1,105	..	..	10	1,271	2,405
Metals, unenumerated Cwts.	16,365	6,225	3,239	2,162	4,634	3,83,448	1,80,507	68,114	1,30,046	1,04,537
Ores, unenumerated Tons	3,842	7,925	3,927	3,741	8,817	1,35,418	2,77,963	1,15,559	91,405	2,07,209
Total of Metals and Ores Value	—	—	—	—	—	4,30,69,384	2,71,05,971	2,00,91,725	1,59,03,812	1,58,57,094
Mica—										
Mica in blocks Cwts.	12,824	8,063	5,448	6,467	12,123	30,53,810	17,66,701	9,38,169	18,57,735	19,10,444
Mica in splittings "	89,292	54,303	40,600	27,887	43,574	55,36,037	38,31,195	22,38,562	12,46,730	16,48,418
Total, Mica "	102,116	62,366	46,108	34,354	55,697	86,89,847	55,97,896	31,76,731	26,03,465	35,58,862
Oils—										
Essential										
{ lbs. 740 112 217 72 ..										
{ Gals. 70 12 21 8 ..										
} 1,165 68 1,740 1,265 ..										
Mineral " "	1,309	1,236	1,724	1,180	1,048	5,042	5,275	5,441	5,901	6,580
Vegetable, non-essential—										
Castor " "	153,908	112,377	149,802	146,076	149,203	2,92,411	1,92,184	2,09,844	2,17,855	1,69,467
Coconut " "	200	..	..	179	446	580	..	..	213	516
Groundnut " "	711	1,807	1,210	43	2,133	2,100	2,903	2,699	90	2,365
Linseed " "	169,027	74,002	37,339	42,897	64,942	4,32,749	1,91,557	61,126	67,948	1,05,921
Mustard or rape " "	228,818	202,498	247,193	193,328	246,894	5,78,071	4,48,003	4,25,458	2,98,734	2,80,077
Sesamum, til or jinjili " "	929	484	478	309	181	2,401	1,485	627	720	286
Other sorts " "	1,238	1,494	1,218	1,001	1,129	10,195	11,069	7,987	5,537	7,268
Total, Vegetable oils { Cwts. 46,003 32,507 35,553 31,294 38,023										
{ Gals. 554,331 392,162 437,210 382,832 463,028										
} 13,03,487 8,47,151 7,01,541 5,91,007 5,71,899										
Total of Oils " "	655,716	393,460	438,955	383,970	404,070	13,09,694	8,52,494	7,08,722	5,98,263	5,77,479
Oilcakes—										
Castor cake Tons	99	818	610	500	275	10,000	45,268	38,935	22,062	6,500
Groundnut cake "	9,962	8,357	4,162	148	1,196	10,05,380	6,37,692	2,42,128	8,374	48,817
Linseed cake "	27,594	10,300	23,405	44,694	25,413	30,47,265	13,28,898	19,53,073	32,32,818	16,28,735
Rape and sesamum cake "	17,742	14,854	38,314	19,852	20,943	16,10,105	10,97,428	23,68,568	10,83,005	6,85,052
Others " "	1,622	21,140	1,813	1,094	1,163	1,43,612	1,31,705	76,123	62,795	46,824
Total of Oilcakes "	57,019	55,554	67,804	66,288	49,900	58,16,362	32,38,991	48,76,827	44,09,954	24,15,728
Opium { Chests 2,550 3,051 2,173 281 1,816										
{ =Cwts. =4,437 =3,814 =2,715 =351 =2,270										
} 1,42,00,000 1,22,04,000 86,92,000 11,24,000 72,04,000										
Paints and painters' materials—										
Paints and colours Cwts.	20,169	12,005	28,127	12,131	16,929	2,14,198	1,18,689	2,25,767	1,18,808	1,33,307
Painters' materials Value	—	—	—	—	—	35	1,205	1,19,866	3,49,514	46,176
Total of Paints and Painters' materials "	—	—	—	—	—	2,14,233	1,14,874	3,45,633	4,68,322	1,79,483
Paper and pasteboard—										
Printing paper Cwts.	..	..	197	452	662	..	..	4,475	19,182	23,234
Other kinds of paper "	103	84	38	..	36	2,547	3,022	1,543	..	2,041
Pasteboard, millboard, and card-board of all kinds "	..	..	1	..	8	..	..	20	..	347
Total of Paper and Pasteboard "	103	84	236	452	706	2,547	3,022	6,038	19,182	23,672
Papermaking materials "	1,517	609	250	1,068	3,162	26,201	13,287	2,478	12,080	2,005
Paraffin wax Tons	6,573	8,325	5,975	6,551	2,470	46,01,231	56,07,654	32,74,740	35,49,777	9,58,885

No. 12—continued  
EXPORTS—continued

## INDIAN MERCHANDISE—continued

PRINCIPAL AND OTHER ARTICLES	QUANTITY					VALUE				
	1929-30	1930-31	1931-32	1932-33	1933-34	1929-30	1930-31	1931-32	1932-31	1933-34
<b>BENGAL—continued</b>						R	R	R	R	R
<b>CALCUTTA—continued</b>										
Perfumery (not being perfumed spirits)—										
Perfumery (including musk) . . . Value	—	—	—	—	—	80,223	54,785	32,968	24,268	37,332
Printing and Lithographing materials excluding paper	—	—	—	—	—	..	..	6,470	24,158	1,150
Provisions and Oilman's stores—										
Ghl . . . Cwts.	20,732	18,662	17,493	14,894	17,641	21,22,146	17,71,330	14,45,581	10,89,915	0,21,405
Pickles, Chutnies, and Condiments . . . "	7,794	7,521	6,765	7,858	7,770	3,45,945	3,11,751	2,88,102	3,20,635	2,55,240
Other sorts of provisions . . . "	2,009	1,673	2,522	2,662	2,878	98,954	66,449	1,11,989	82,001	55,600
Total of Provisions and oilman's stores . . . "	30,535	27,056	26,770	25,414	28,298	25,07,045	21,40,530	18,45,672	14,78,611	12,32,245
Rubber—										
Manufactures . . . Value	—	—	—	—	—	1,061	9,414	2,136	..	125
Seeds—										
<b>Essential—</b>										
Aniseed . . . Tons	60	22	35	104	41	23,973	6,507	4,959	11,825	4,081
Coriander . . . "	756	643	602	765	1,337	1,12,576	82,081	1,02,346	1,28,143	1,56,269
Gummin (other than black) . . . "	8	23	28	15	31	10,123	18,163	13,065	9,869	9,173
Gummin-black . . . "	62	81	79	55	57	36,304	35,367	23,281	13,775	11,131
Fenna . . . "	129	6	..	163	83	53,791	1,227	844	20,385	12,063
Fenu Greek . . . "	..	..	26	17	10	..	..	6,323	3,780	3,298
Other sorts . . . "	28	22	8	42	9	7,455	6,486	2,611	5,378	2,082
Total of Seeds, Essential . . . "	1,043	766	778	1,161	1,577	2,44,222	1,44,821	1,52,929	1,97,195	1,98,987
<b>Non-essential—</b>										
Castor . . . "	11,642	2,573	10,391	3,347	1,124	21,06,158	3,95,036	12,99,570	4,52,319	1,12,059
Linseed . . . "	168,427	153,898	75,580	47,159	188,627	3,72,76,831	3,12,85,200	85,68,079	52,23,788	2,08,13,673
Mustard . . . "	142	89	59	49	54	36,189	18,355	9,353	8,550	7,916
Poppy . . . "	29	25	15	18	67	18,865	9,684	3,991	4,022	10,571
Rape . . . "	13	60	171	103	7	4,026	9,709	23,892	14,532	946
Sesamum (til or linjill) . . . "	1	2	600	65	11	695	870	98,214	10,575	1,370
Tea . . . "	335	627	609	52	..	7,11,518	9,78,422	7,36,240	65,218	750
Other sorts . . . "	..	20	3	..	12	50	4,765	1,106	210	696
Total seeds, non-essential . . . "	180,569	157,294	87,428	50,793	189,902	4,01,49,202	3,26,52,131	1,07,40,529	57,79,214	2,09,48,661
Other than oil-seeds . . . "	31	16	13	51	14	12,336	15,832	2,341	6,715	4,335
Total of seeds . . . "	181,603	158,105	88,210	52,005	191,493	4,04,05,720	3,28,12,834	1,08,96,799	59,82,124	2,11,52,203
Soap . . . Cwts.	52	88	182	46	281	1,338	2,081	4,058	2,478	8,567
Specimens illustrative of natural science . . . Value	—	—	—	—	—	15,760	6,580	5,652	4,022	3,566
<b>Spices—</b>										
Cardamoms . . . Cwts.	50	70	42	39	76	7,565	9,116	3,138	3,241	4,119
Chillies . . . "	97,074	120,532	112,864	125,036	83,695	24,43,534	22,48,350	14,58,462	15,23,822	12,91,104
Ginger . . . "	394	182	68	59	60	14,740	5,850	2,337	1,842	1,216
Pepper . . . "	797	1,207	565	768	521	77,089	55,657	80,020	89,017	27,925
Other sorts . . . "	464	335	465	736	651	16,602	13,087	14,927	25,868	14,555
Total of Spices . . . "	98,779	128,386	114,004	126,638	85,008	25,69,040	23,82,060	15,08,629	15,03,591	13,38,919

TRADE AT CHIEF PORT  
CALCUTTA

( 70 )

No. 12—continued  
EXPORTS—continued

INDIAN MERCHANDISE—continued

PRINCIPAL AND OTHER ARTICLES	QUANTITY					VALUE				
	1929-30	1930-31	1931-32	1932-33	1933-34	1929-30	1930-31	1931-32	1932-33	1933-34
BENGAL—continued										
CALCUTTA—continued										
Stationery (excluding paper) . . . . . Value	—	—	—	—	—	31,214	23,572	17,628	20,039	16,076
Stone and marble . . . Tons	751	175	13	4	148	1,45,753	17,291	2,764	2,095	14,075
Tallow and Stearine (including grease and animal fat) . . . Cwts.	5,377	5,124	3,841	3,662	4,102	2,23,090	1,66,452	1,11,512	97,071	85,110
Tea—										
Tea (black) . . . Lbs.	247,352,676	228,334,698	217,020,620	234,043,202	197,046,493	16,78,75,356	14,64,82,640	10,64,86,193	9,42,16,617	11,59,95,701
Tea waste, for the manufacture of Caffeine . . . "	4,627,009	6,419,453	3,698,762	2,816,023	6,731,878	4,50,074	6,21,284	1,33,718	1,40,351	2,57,984
Textiles—										
Cotton—										
Raw . . . . . } Tons	4,010	4,538	4,004	3,749	8,548	33,45,230	28,24,507	22,31,702	21,83,884	40,08,411
. . . . . } Bales	22,654	26,138	22,893	21,532	48,542					
Waste . . . . . Cwts.	1,535	264	6,972	9,459	6,378	20,775	6,340	85,320	79,467	74,727
Twist and Yarn—										
Grey Nos. 1 to 10 . . . Lbs.	7,024	..	20,000	8,000	..	4,150	..	6,250	3,300	..
. . . Nos. 11 to 20 . . . "	336	..	13,716	..	..	450	..	6,534	..	..
. . . Nos. 31 to 40 . . . "	1,535	112	..	30,000	6,400	2,085	200	..	9,225	1,995
Coloured Nos. 1 to 20 . . . "	6,000	..	..	..	..	3,675	..	..	..	..
Total of Twist and Yarn . . . "	14,896	112	33,716	38,000	6,400	10,360	200	12,884	12,525	1,995
Manufactures—										
Handkerchiefs and shawls in the piece . . . Nos.	54,597	24,121	9,690	..	..	4,765	2,022	1,165	..	..
Piece-goods—										
Grey (unbleached) . . . Yards	99,505	35,488	75,073	82,915	69,763	50,377	13,502	25,780	28,767	19,780
White (bleached) . . . "	104,160	3,236	8,900	15,950	3,377	21,484	1,940	3,970	5,663	2,510
Coloured, printed, or dyed . . . "	104,766	220,685	252,370	60,278	61,687	74,358	95,816	1,87,871	21,182	30,570
Other sorts of manufactures . . . Value	—	—	—	—	—	1,13,320	67,069	15,171	55,556	1,11,563
Total value of Cotton manufactures . . . "	—	—	—	—	—	2,64,304	1,80,849	1,83,957	1,11,168	1,64,898
Total of Cotton manufactures (including Twist and Yarn) . . . "	—	—	—	—	—	2,74,664	1,80,549	1,99,841	1,23,693	1,66,388
Total of Cotton raw and manufactures . . . "	—	—	—	—	—	36,40,669	30,11,456	25,19,863	23,86,544	48,09,526

No. 12—continued  
EXPORTS—continued

## INDIAN MERCHANDISE—continued

PRINCIPAL AND OTHER ARTICLES	QUANTITY					VALUE				
	1929-30	1930-31	1931-32	1932-33	1933-34	1929-30	1930-31	1931-32	1932-33	1933-34
<b>BENGAL—continued</b>						R	R	R	R	R
<b>CALCUTTA—continued</b>										
<b>Textiles—continued</b>										
<b>Flax—</b>										
Manufactures . . . Value	—	—	—	—	—	11,266	3,480	2,830	45	5,930
Haberdashery and millinery . . . "	—	—	—	—	—	20,307	9,408	1,520	2,509	1,790
<b>Hemp (chiefly Sans)—</b>										
Raw . . . Cwts.	315,680	225,325	169,777	201,650	297,038	47,10,885	20,05,316	19,21,696	22,69,257	24,07,863
Manufactures (excluding cordage). Value	—	—	—	—	—	..	60	225	..	120
Total of Hemp, raw and manufactures . . . "	—	—	—	—	—	47,10,885	20,05,376	19,21,921	22,69,257	24,07,483
<b>Jute—</b>										
Raw . . . { Tons	767,548	600,815	551,284	542,462	701,842	25,74,88,634	12,40,34,704	10,33,59,230	9,84,70,318	10,16,58,827
{ Bales	4,298,240	3,301,764	3,087,190	3,037,787	3,980,316					
Twist and yarn . . . { Lbs.	6,009,110	7,340,710	8,666,577	8,411,039	4,818,103	11,48,837	12,15,031	11,33,292	8,91,269	4,91,710
{ Tons	2,632	3,272	3,869	3,755	2,150					
Manufactures—										
Canvas . . . { Yards	5,832	404	40	60,611	9,551	2,708	1,516	50	15,820	2,332
{ Tons	4	..	..	28	4					
<b>Gunny bags—</b>										
Sacking gunny bags . . . { No.	420,032,909	352,476,951	308,921,929	325,492,429	307,801,465	18,84,16,746	12,53,83,353	9,33,10,324	9,50,13,698	8,01,69,190
{ Tons	453,907	377,959	338,579	358,590	338,824					
Hessian gunny bags . . . { No.	95,265,656	80,905,070	83,938,300	88,808,811	93,292,982	3,00,51,997	2,05,00,060	1,58,02,650	1,63,12,321	1,69,02,398
{ Tons	48,853	38,067	37,867	38,914	41,789					
Total of Gunny bags . . . { No.	521,298,565	433,382,021	392,860,229	414,301,240	401,094,447	21,84,68,743	14,58,83,413	10,91,12,974	11,13,26,019	9,70,71,588
{ Tons	497,760	416,026	376,446	397,504	380,613					
<b>Gunny cloth—</b>										
Sacking gunny cloth . . . { Yards	51,081,692	32,380,814	25,389,090	25,357,867	34,333,892	1,08,47,859	60,58,846	39,56,499	37,76,279	40,20,177
{ Tons	32,991	20,923	12,700	12,644	17,911					
Hessian gunny cloth . . . { Yards	1,508,370,932	1,238,132,651	994,357,913	984,800,817	1,016,652,249	28,61,88,847	16,25,38,867	10,02,21,372	9,83,36,362	10,89,92,788
{ Tons	418,177	316,227	253,780	256,671	262,145					
Total of Gunny cloth . . . { Yards	1,559,452,624	1,270,513,465	1,019,747,003	1,010,158,684	1,051,486,141	29,53,86,708	16,85,92,218	10,41,77,871	10,21,13,141	11,36,12,965
{ Tons	451,168	337,150	266,480	269,315	280,056					
Total Gunny bags and cloth . . . "	943,028	763,176	642,926	686,819	669,669	51,55,05,449	31,44,75,628	21,82,90,845	21,84,89,655	21,06,84,653
<b>Rope and twine—</b>										
{ Cwts.	94,544	87,064	89,004	69,394	90,691	18,96,719	15,78,620	13,09,781	8,79,386	9,98,094
{ Tons	4,227	4,353	4,450	3,470	4,635					
Other kinds . . . { Cwts.	6,794	97,725	232,850	88,999	75,719	2,51,329	11,88,608	28,88,852	13,15,375	11,51,201
{ Tons	340	4,886	11,142	4,450	3,786					
Total of Jute manufactures . . . "	953,999	762,415	658,518	674,767	668,994	51,74,56,260	31,72,44,272	21,74,84,528	21,56,49,746	21,28,36,180
Total of Jute manufactures (including twist and yarn) . . . "	956,681	765,692	662,387	678,522	671,144	51,80,04,507	31,84,59,303	21,86,17,820	21,66,41,014	21,33,27,890
Total of Jute, raw and manufactures . . . "	1,724,224	1,366,007	1,218,671	1,220,984	1,372,980	77,60,93,231	44,30,94,007	32,24,77,050	31,00,11,932	31,49,86,217
<b>Silk—</b>										
<b>Raw—</b>										
Mulberry silk (excluding tasar and other wild silk)—										
Raw . . . Lbs.	..	36	..	..	..	..	300	..	..	..
Chasam or waste . . . "	177,940	86,522	3,874	4,152	69,418	1,79,180	89,105	1,770	1,350	19,550
Cocoon . . . "	..	..	11,250	..	..	..	..	16,575	..	..
Total of Mulberry silks, raw, etc. . . "	177,940	86,558	15,124	4,152	69,418	1,79,180	89,405	18,645	1,350	19,550

TRADE AT CHIEF PORT  
CALCUTTA

( 72 )

No. 12—continued  
EXPORTS—continued

INDIAN MERCHANDISE—continued

PRINCIPAL AND OTHER ARTICLES	QUANTITY					VALUE				
	1929-30	1930-31	1931-32	1932-33	1933-34	1929-30	1930-31	1931-32	1932-33	1933-34
BENGAL—continued						R	R	R	R	R
CALCUTTA—continued										
Textile—continued										
Silk—continued										
Raw—contd.										
Wild silk, tasar, munga,oria, and others—										
Chasam or waste Lbs.	58,253	59,378	68,123	42,000	52,721	33,800	37,064	10,475	11,516	14,377
Cocoons . . . . .	61,969	59,250	7,250	30,700	7,806	76,675	88,876	10,875	57,875	11,050
Total of Wild silk, raw, etc. . . . .	120,210	118,648	75,373	82,800	60,527	1,09,975	1,26,930	30,350	69,391	26,027
Total of Silk, raw . . . . .	298,159	205,206	90,407	86,512	129,945	2,89,105	2,16,244	48,095	70,741	45,577
Manufactures—										
Goods of silk mixed with other materials . . . . . Yards	15,126	..	2,800	6,075	10,065	23,416	..	5,250	10,055	35,282
Piece-goods . . . . .	23,185	9,359	4,200	0,667	12,980	37,713	12,005	6,700	23,440	15,005
Other sorts . . . . . Lbs.	82	24	..	387	..	900	216	..	525	..
Total of silk manufactures . . . . . Value	—	—	—	—	—	62,029	12,821	11,950	34,920	50,287
Total of Silk, raw and manufactures . . . . .	—	—	—	—	—	3,51,134	2,29,065	60,045	1,05,661	95,864
Wool—										
Raw . . . . . Lbs.	477,300	251,926	322,632	303,345	350,336	3,32,343	1,21,889	2,93,939	93,358	1,08,081
Manufactures—										
Carpets and rugs . . . . .	2,706,858	2,554,042	3,359,658	4,229,176	6,440,186	38,78,344	35,51,097	38,65,204	43,74,670	53,79,143
Piece-goods . . . . . Yards	..	4,743	2,200	84,205	4,254	..	14,521	6,398	2,00,300	12,250
Shawls . . . . . Nos.	2	..	102	8	..	400	..	450	47	..
Other sorts . . . . . Lbs.	157,639	138,564	102,108	61,060	34,792	2,71,090	1,43,873	1,40,756	72,612	31,066
Total of Wool manufactures . . . . . Value	—	—	—	—	—	41,40,324	37,09,491	40,21,808	46,47,629	54,22,459
Total of Wool and Woollens . . . . .	—	—	—	—	—	44,82,167	38,31,380	43,15,747	47,40,987	55,30,540
Other Textiles—										
Raw . . . . . Cwts.	..	..	..	..	90	..	..	..	..	500
Manufactures . . . . .	..	..	..	..	..	360	75	..	600	701
Tobacco—										
Unmanufactured Lbs.	2,988,063	4,196,312	2,846,324	2,587,607	2,500,915	6,64,068	5,75,957	6,07,623	6,07,794	5,74,105
Manufactured . . . . .	457,593	509,103	380,864	368,838	413,357	76,324	97,267	66,958	54,642	57,974
Total of Tobacco. . . . .	3,446,526	4,705,420	3,227,188	2,956,445	2,914,272	10,40,892	6,73,224	7,34,581	6,62,436	6,32,079
Toys and requisites for games and sports, including fishing tackle (other than fire-arms) Value	—	—	—	—	—	1,07,746	1,74,577	1,79,265	1,48,363	1,65,769
Umbrellas including parasols and sun-shades . . . . . No.	61,936	36,274	42,924	9,568	13,356	60,006	44,102	52,094	11,551	14,000
Wax or all kinds, other than paraffin wax (excluding candles) . . . . . Cwts.	1,192	1,006	1,205	1,248	1,249	1,15,842	79,857	75,260	82,365	69,757
Wood and Timber—										
Teakwood . Cubic Tons	21	220	276	113	7	7,009	22,193	32,366	12,303	1,500
Other kinds of wood and timber . . . . . Value	—	—	—	—	—	1,59,668	74,414	1,06,452	25,605	7,452
Manufactures of wood, other than furniture and cabinet-ware . . . . .	—	—	—	—	—	40,501	14,235	48,869	25,730	12,216
Total of Wood and Timber . . . . .	—	—	—	—	—	2,07,176	1,10,852	1,87,687	63,611	21,168
Postal articles . . . . .	—	—	—	—	—	37,06,506	22,40,402	22,09,723	18,80,481	13,80,077
All other articles of merchandise—										
Unmanufactured . . . . .	—	—	—	—	—	7,77,895	5,72,216	3,68,133	3,30,253	3,06,439
Manufactured . . . . .	—	—	—	—	—	2,92,586	1,07,686	90,249	80,256	1,05,710
GRAND TOTAL (EXCLUDING STORES)	—	—	—	—	—	1,26,47,59,767	80,72,60,284	57,81,74,417	51,02,57,575	58,11,50,416

No. 12—continued  
EXPORTS—continued

## INDIAN MERCHANDISE—concluded

## GOVERNMENT STORES

PRINCIPAL AND OTHER ARTICLES	QUANTITY					VALUE				
	1929-30	1930-31	1931-32	1932-33	1933-34	1929-30	1930-31	1931-32	1932-33	1933-34
<b>BENGAL—continued</b>						R	R	R	R	R
<b>CALCUTTA—continued</b>										
Apparel (including drapery, uniforms, accoutrements, but excluding hosiery) . Value	—	—	—	—	—	5,470	478	517	157	170
Arms, Ammunitions and Military Stores . . . . .	—	—	—	—	—	987	2,742	2,780	6,016	9,143
Books printed and printed matters (not being stationery) including maps and charts . . . . .	—	—	—	—	—	32,509	39,818	57,802	48,290	30,144
Boots and shoes . Pairs	400	..	..	..	..	1,275	..	..	..	..
Drugs, Medicines, and Narcotics . Value	—	—	—	—	—	800	..	..	21,876	60,437
Opium—										
Shipped to the United Kingdom . . . . .	Chests 405	70	..	..	..	10,10,092	1,91,693	..	..	..
Shipped direct to the Govt. of Hong-Kong, the Straits Settlements and other East Indian	=Cwts. =575	=100	..	..	..					
Govts.—										
To Ceylon . . . . .	Chests 27=34	24=30	20=25	16=20	12=15	1,08,000	96,000	80,000	64,000	48,000
„ Straits Settlements . . . . .	=Cwts. 1,704=2,130	1,460=1,823	1,207=1,506	984=979	902=1,124	63,16,000	58,40,000	48,28,000	31,30,000	36,08,000
„ Hongkong . . . . .	165=204	141=177	116=144	48=60	37=46	6,60,000	5,04,000	4,84,000	1,92,000	1,48,000
„ Br. Borneo . . . . .	70=88	45=54	66=82	82=41	55=67	2,80,000	1,80,000	2,64,000	1,28,000	2,20,000
„ Japan . . . . .	..	..	..	..	..	..	..	..	86	..
Stationery . . . . . Value	—	—	—	—	—	11,199	11,810	7,073	8,472	8,537
Textiles—										
Cotton manufactures . . . . .	—	—	—	—	—	75,265	1,38,281	98,329	1,17,069	1,58,822
All other articles—										
Unmanufactured . . . . .	—	—	—	—	—	7,521	22,020	5,850	10,477	20,747
Manufactured . . . . .	—	—	—	—	—	42,822	34,225	45,182	53,805	7,960
<b>GRAND TOTAL</b> . . . . .	—	—	—	—	—	80,51,950	71,16,062	58,53,038	37,86,196	43,25,960

## FOREIGN MERCHANDISE

PRINCIPAL AND OTHER ARTICLES	QUANTITY					VALUE				
	1929-30	1930-31	1931-32	1932-33	1933-34	1929-30	1930-31	1931-32	1932-33	1933-34
<b>Animals, living . . . . .</b> No.	20	9	25	320	629	R 92,025	R 12,550	R 21,000	R 19,806	R 38,755
Apparel (including drapery, uniforms, accoutrements, but excluding hosiery and boots and shoes) . Value	—	—	—	—	—	1,92,468	1,43,851	65,885	37,552	11,855
Arms, Ammunition and Military Stores—										
Fire arms and parts thereof . . . . .	—	—	—	—	—	46,261	27,956	24,077	15,724	24,027
Other sorts . . . . .	—	—	—	—	—	1,370	1,137	1,335	738	1,604
<b>Total of Arms, etc. . . . .</b>	—	—	—	—	—	47,631	29,093	25,412	16,462	25,631
Art works of (other than pictures) . . . . .	—	—	—	—	—	58,341	40,198	11,162	6,059	15,650
Books printed, and printed matter (not being Stationery) including maps and charts . Cwts.	215	500	308	368	209	61,323	1,03,724	62,201	44,349	40,237
Boots and Shoes . Pairs	..	..	14,245	193	26,825	..	..	14,125	703	21,006
Chemicals and chemical preparations (excluding chemical manures and medicines) . Value	—	—	—	—	—	11,948	7,440	32,433	34,359	9,052
Cordage and Rope of vegetable fibre (excluding jute and cotton) Cwts.	..	..	598	999	20	..	..	5,515	10,180	273
Cutlery . . . . . Value	—	—	—	—	—	8,624	4,000	11,365	1,569	3,504
Drugs and Medicines (excluding chemicals and narcotics) . . . . .	—	—	—	—	—	58,892	1,27,148	46,952	60,853	81,908
Dyeing and tanning substances—										
Dyes obtained from coal tar—										
Aniline dyes . . . . . Lbs.	247	3,584	..	..	280	807	7,050	..	..	260
Other sorts . . . . . Cwts.	23	1	..	..	3	995	123	..	..	102
<b>TOTAL OF DYEING, ETC. Value</b>	—	—	—	—	—	1,802	7,173	..	..	362
Earthenware and Porcelain . . . . .	—	—	—	—	—	..	..	6,056	1,622	3,651
Fruits and vegetables—										
Fruits and vegetables, dried salted or preserved . . . . . Tons	6	53	1	6	5	9,627	1,05,831	1,465	4,201	5,921
Glass and Glassware . Value	—	—	—	—	—	11,919	4,581	10,282	5,300	29,381
Gums and Resins . Cwts.	2,546	3,036	4	3	6	40,660	40,134	120	6	300



FOREIGN MERCHANDISE—continued

PRINCIPAL AND OTHER ARTICLES	QUANTITY					VALUE				
	1929-30	1930-31	1931-32	1932-33	1933-34	1929-30	1930-31	1931-32	1932-33	1933-34
<b>DENGALE—continued</b>										
<b>CALCUTTA—continued</b>										
Hardware (excluding cutlery and electro-plated ware) Value	—	—	—	—	—	8,29,907	6,95,173	11,07,804	10,20,013	6,02,667
Hides and skins, raw—										
Skins, raw	—	9	13	14	8	1,437	49,225	4,831	19,972	10,880
Instruments, Apparatus, and Appliances, and parts thereof—										
Electrical . . . Value	—	—	—	—	—	2,27,151	1,51,725	1,40,153	1,96,667	1,12,513
Musical—										
Talking machines and accessories . . .	—	—	—	—	—	13,346	92,360	76,086	2,455	2,222
Other sorts . . .	—	—	—	—	—	23,513	18,168	26,836	11,544	12,566
Optical . . .	—	—	—	—	—	—	—	6,488	—	—
Photographic . . .	—	—	—	—	—	—	—	21,344	23,867	65,078
Other kinds . . .	—	—	—	—	—	99,618	1,40,564	2,11,330	80,437	1,12,607
Total of Instruments, Apparatus, etc. . .	—	—	—	—	—	3,64,128	4,08,873	4,81,237	3,21,995	3,05,041
Ivory Manufactured Jewellery (excluding imitation jewellery, and precious stones and pearls, unset), also plate of gold and silver . . .	—	—	—	—	—	18,723	83,684	51,934	14,603	10,275
Leather—										
Hides tanned or dressed . . . No.	—	—	—	40	—	—	—	—	80	—
Skins tanned or dressed . . .	—	—	3,383	—	—	1,850	—	6,240	—	—
Unwrought . . . Cwts.	5	20	8	10	73	2,916	3,097	3,902	502	6,152
Manufactured (excluding boots and shoes) Value	—	—	—	—	—	6,889	5,440	20,605	1,099	4,408
Total Leather . . .	—	—	—	—	—	11,155	9,487	30,837	2,281	9,560
Liquors—										
Ale, beer and Porter . . . Gals.	96	374	547	221	13	636	1,513	9,071	1,045	80
Spirit—										
Brandy . . .	15	616	501	2,706	776	409	7,552	12,634	44,807	15,048
Whisky . . .	30	808	4,476	5,768	1,933	840	9,459	95,376	85,683	34,918
Other sorts . . .	1,675	3,686	16,129	17,078	25,888	2,265	5,910	17,451	18,035	15,475
Wines—										
Champagne and other sparkling wines . . .	—	28	617	—	2	—	539	11,263	—	60
Other sorts . . .	46	84	420	7	24	556	1,095	6,069	167	800
Total Liquors . . .	1,865	5,596	22,690	26,380	28,145	4,506	26,068	1,51,864	1,49,537	66,187
Machinery and Millwork—										
Electrical machinery of all kinds . . . Value	—	—	—	—	—	3,846	24,308	2,645	—	1,450
Other sorts of machinery . . .	—	—	—	—	—	5,54,061	5,92,068	9,63,949	2,59,567	3,21,962
Total of Machinery and Millwork . . .	—	—	—	—	—	5,55,907	6,16,876	9,66,594	2,59,567	3,23,412
Metals and Ores—										
Brass, Bronze, and similar alloys—										
Wrought . . . Cwts.	451	268	16	23	246	19,757	15,133	3,247	1,459	7,300
Copper Wrought . . .	365	17	23	6	25	12,930	1,450	1,915	262	2,075
Iron or steel—										
Angle, bolt, and rod . . . Tons	1	—	48	—	11	964	225	3,958	732	1,518
Bars and channels . . .	40	2	3	—	—	12,585	6,891	11,173	380	—
Hoops and strips . . .	27	55	59	82	31	15,196	20,855	29,742	26,642	5,404
Old, for re-manufacture . . .	—	—	302	—	152	120	10	8,400	65	3,190
Sheets and plates galvanized . . .	3	—	6	—	—	763	125	1,525	20	—
Sheets and plates, not galvanized or tinned . . .	1	—	102	—	—	259	—	5,664	20	—
Wire . . .	—	—	—	8	3	180	—	—	4,773	1,418
Other manufactures of iron or steel . . .	14	29	48	3	65	9,423	16,427	18,609	7,500	6,859
Total of Iron or Steel . . .	86	86	568	93	262	39,730	44,583	79,071	40,132	17,389
Lead—										
Unwrought—										
Pig . . . Cwts.	41	—	—	—	—	6,510	—	2,643	—	—
Other sorts . . .	—	—	420	—	—	10	—	50	—	—
Wrought, all sorts . . .	—	7	—	—	—	—	800	—	—	—
Tin . . .	13	—	22	580	—	485	—	879	723	—
Zinc or Spelter all sorts . . .	20	264	34	—	—	400	1,352	2,364	—	—
Metals, unenumerated . . .	1,001	5,392	3,443	5,429	6,483	36,942	1,42,237	61,540	2,61,346	2,54,749
Ores . . . Tons	—	1	—	—	—	—	45	—	—	—
Total of Metals and Ores . . . Value	—	—	—	—	—	1,15,714	2,05,550	1,51,209	3,03,924	2,81,513
Oils . . . Gals.	8,115	1,897	8,907	9,398	2,981	55,324	7,189	13,658	13,775	9,119
Paints and colours . . . Cwts.	581	5,848	8,918	222	169	22,879	82,878	79,585	13,437	12,912
Printing and Lithographing machinery and materials (excluding paper) . . . Value	—	—	—	—	—	82,065	6,787	20,070	56,326	6,966
Provisions and oilman's stores . . . Cwts.	562	488	895	95	404	17,551	33,550	72,223	8,420	17,250
Rubber—										
Manufactures . . . Value	—	—	—	—	—	44,514	54,851	16,222	41,933	4,196

No. 12—continued  
EXPORTS—continued

## FOREIGN MERCHANDISE—continued

PRINCIPAL AND OTHER ARTICLES	QUANTITY					VALUE				
	1929-30	1930-31	1931-32	1932-33	1933-34	1929-30	1930-31	1931-32	1932-33	1933-34
<b>BENGAL—continued</b>						R	R	R	R	R
<b>CALCUTTA—continued</b>										
Spices—										
Cloves . . . Cwts.	319	271	..	..	..	20,144	20,627	..	..	..
Other sorts . . . "	20	..	29	..	..	418	..	370	..	..
Total of Spices . . . "	339	271	22	..	..	20,562	20,627	370	..	..
Stationery . . . Value	—	—	—	—	—	16,965	16,796	19,808	8,804	13,223
Textiles—										
Cotton—										
Twist and Yarn . . Lbs.	27	..	..	500	..	35	..	..	608	..
Manufactures—										
Piece-goods—										
Grey (unbleached) . Yards	32,927	7,799	11,395	1,747	19,038	9,111	1,568	4,010	1,064	9,728
White (bleached) . "	155,181	2,391	14,460	2,680	3,720	37,026	3,887	3,918	335	686
Coloured, printed, or dyed . "	30,346	28,988	91,292	8,129	2,463	10,559	12,986	22,959	3,577	3,455
Other sorts of manufactures . Value	—	—	—	—	—	2,017	11,681	2,620	2,719	7,851
Total of Cotton manufactures . . "	—	—	—	—	—	58,713	30,062	33,513	8,195	21,520
Total of Cotton manufactures including Twist and Yarn . . "	—	—	—	—	—	58,748	30,062	33,518	8,798	21,520
Flax manufacture . Value	—	—	—	—	—	1,631	1,148	1,419	605	1,004
Silk, raw . . . Lbs.	..	..	81,360	..	..	..	..	8,000	..	..
Silk, manufactures . Value	—	—	—	—	—	1,858	..	3,156	8,781	510
Wool, raw . . . Lbs.	3,465,513	1,616,156	3,854,903	1,283,642	5,316,217	22,70,060	6,65,726	12,56,079	3,66,658	10,24,746
" manufactures . Value	—	—	—	—	—	38,522	6,247	3,232	8,309	12,752
Total of wool and woollens . . "	—	—	—	—	—	23,09,172	6,71,973	12,61,311	3,74,947	10,37,498
Other Textile manufactures . . "	—	—	—	—	—	8,115	30,422	573	8,455	11,904
Tobacco—										
Unmanufactured . Lbs.	..	..	..	16,098	61	..	..	..	1,822	244
Manufactured . . "	11,962	10,351	3,600	2,075	..	27,784	37,259	5,554	4,176	..
Toys and requisites for games and sports, including fishing tackle (other than Fire-arms) . . . Value	—	—	—	—	—	6,893	22,094	20,638	6,928	16,763
Vehicles excluding locomotives, etc., for railways—										
Carriages and carts (excluding railway carriages) and parts thereof . . . "	—	—	—	—	—	2,26,650	2,67,765	2,66,853	1,83,312	2,86,787
Ships, parts of . . . "	—	—	—	—	—	15,577	..	20,600	403	500
Other kinds . . . "	—	—	—	—	—	640	15,104	1,464	..	..
Wood and Timber—										
Other kinds of wood and timber . . . "	—	—	—	—	—	11,750	..	400	5,600	..
Manufactures of wood, other than furniture and cabinetware . . "	—	—	—	—	—	71,016	91,116	79,756	59,073	38,880
Total of Wood and Timber . . . . "	—	—	—	—	—	82,766	91,116	80,156	65,253	38,880
All other articles of merchandise—										
Unmanufactured . . . "	—	—	—	—	—	23,578	25,105	3,722	17,933	7,293
Manufactured . . . "	—	—	—	—	—	99,158	65,736	45,322	77,950	1,61,092
Total of all other articles of merchandise . . . "	—	—	—	—	—	1,22,736	90,841	49,044	95,916	1,68,385
<b>GRAND TOTAL (exclusive of GOVERNMENT STORES) . . . "</b>	—	—	—	—	—	55,64,217	42,39,823	52,32,604	32,34,834	34,49,872

TRADE AT CHIEF PORT  
CALCUTTA  
BALASORE

( 76 )

No. 12—continued  
EXPORTS—concluded

FOREIGN MERCHANDISE—concluded										
GOVERNMENT STORES										
PRINCIPAL AND OTHER ARTICLES	QUANTITY					VALUE				
	1929-30	1930-31	1931-32	1932-33	1933-34	1929-30	1930-31	1931-32	1932-33	1933-34
<b>BENGAL—concluded</b>						R	R	R	R	R
<b>CALCUTTA—concluded</b>										
Apparel (including drapery uniforms, accoutrements but excluding hosiery) . . . Value	—	—	—	—	—	625	..	40	..	..
Arms, Ammunition, and Military Stores—										
Firearms, and parts thereof . . . "	—	—	—	—	—	841	2,985	7,996	1,748	690
Other sorts . . . "	—	—	—	—	—	4,100	45	..	108	..
Total of Arms, Ammunition and Military Stores . . . "	—	—	—	—	—	4,941	3,030	7,996	1,853	690
Chemicals, Drugs, Medicines and Narcotics . . . "	—	—	—	—	—	100	..	28	10	25
Hardware and Cutlery (including Agricultural Implements and plated ware) . . . "	—	—	—	—	—	5,049	4,804	3,407	2,463	5,303
Instruments, apparatus, appliances and parts thereof . . . "	—	—	—	—	—	13,090	9,070	10,897	3,930	8,273
Metals and Ores . Cwts.	..	216	..	..	..	1,227	2,221	..	..	..
Textiles—										
Cotton manufactures . Value	—	—	—	—	—	1,666	65	1,398	..	186
Flax—										
Manufactures . . . "	—	—	—	—	—	107	..	..	..	..
Wool—										
Manufactures . Lbs.	—	—	—	—	—	..	..	51	..	76
All other articles of stores..	—	—	—	—	—	21,459	5,730	6,453	27,474	1,363
<b>GRAND TOTAL . . . "</b>	—	—	—	—	—	46,164	24,920	36,370	33,733	15,911

BALASORE.

IMPORTS

Nil.

EXPORTS

INDIAN MERCHANDISE										
PRINCIPAL AND OTHER ARTICLES	QUANTITY					VALUE				
	1929-30	1930-31	1931-32	1932-33	1933-34	1929-30	1930-31	1931-32	1932-33	1933-34
<b>BIHAR AND ORISSA—</b>						R	R	R	R	R
<b>BALASORE (CHIEF PORT)—</b>										
Crain, Pules and Flour—										
Rice not in the husk . . . Tons	63	176	34	..	..	12,540	35,982	4,050	..	..
<b>GRAND TOTAL (exclusive of GOVERNMENT STORES) . . . Value</b>	—	—	—	—	—	12,540	35,982	4,050	..	..

FOREIGN MERCHANDISE.

Nil.

No. 12—continued  
IMPORTS

PRINCIPAL AND OTHER ARTICLES	QUANTITY					VALUE				
	1929-30	1930-31	1931-32	1932-33	1933-34	1929-30	1930-31	1931-32	1932-33	1933-34
						R	R	R	R	R
<b>BOMBAY—</b>										
<b>BOMBAY (CHIEF PORT)—</b>										
<b>Animals, living—</b>										
Horses . . . . . No.	3,574	2,036	2,701	1,827	2,257	20,93,184	9,34,661	16,39,070	9,00,253	11,01,485
Other kinds . . . . . "	931	2,552	2,777	1,089	821	1,40,385	1,40,535	1,05,331	76,027	95,678
Total of Animals, living . . . . . "	4,505	4,588	5,478	2,916	3,078	22,33,569	10,75,196	17,44,401	10,66,286	11,07,163
<b>Apparel (excluding hosiery and boots and shoes)—</b>										
Apparel (including drapery, uniforms, accoutrements) Value	—	—	—	—	—	39,49,000	19,37,301	19,12,820	20,36,241	22,05,072
Gold and silver thread* . . . . . "	—	—	—	—	—	14,43,251	4,93,635	2,46,704	4,73,089	3,39,086
Hats, caps, bonnets, and hatters' ware . . . . . "	—	—	—	—	—	15,64,347	7,34,144	10,34,449	8,81,576	9,64,748
Lametta . . . . . Lbs.	334,908	309,368	154,485	175,835	73,156	4,31,530	4,14,806	1,95,596	2,43,905	99,988
Second-hand clothing Value	—	—	—	—	—	4,81,668	3,85,921	2,36,567	1,96,198	1,67,853
Water-proofed clothing . . . . . "	—	—	—	—	—	1,68,498	2,72,181	54,137	1,56,733	1,11,938
Total of Apparel . . . . . "	—	—	—	—	—	80,88,894	42,37,868	37,10,273	39,87,742	38,88,685
<b>Arms, Ammunition, and Military stores—</b>										
<b>Cartridge cases—</b>										
Filled . . . . . No.	5,203,435	4,732,107	4,669,092	3,388,657	3,481,610	3,82,041	3,38,898	3,17,237	2,29,847	2,38,834
Shot gun car- tridges filled. Rifle and other cartridges filled . . . . . "	1,872,667	1,766,270	1,265,835	1,011,559	1,371,910	94,377	97,973	81,441	69,633	72,662
Empty . . . . . "	226,600	169,800	101,200	84,894	81,150	8,705	4,523	2,887	2,631	2,544
<b>Explosives—</b>										
Blasting fuse { Lbs. & No. of Cords	129,382	111,966	108,354	127,689	91,886	1,04,035	81,692	67,068	72,347	60,082
Blasting Gelatine Lbs.	12,000	30,450	38,050	6,000	1,250	10,006	25,821	60,629	5,253	4,100
Gelatine dynamite . . . . . "	131,000	89,950	117,550	6,250	40,000	95,577	60,369	86,158	4,746	29,274
Detonators . . . . . No.	343,744	757,059	570,585	33,850	155,150	6,854	22,258	10,318	4,585	5,312
Others . . . . . Lbs.	135,058	100,098	60,910	32,250	33,850	80,501	58,722	35,847	18,368	23,757
<b>Fire-arms and parts thereof—</b>										
Firearms . . . . . No.	10,782	12,808	9,477	7,145	7,077	8,77,509	8,52,115	7,48,680	5,82,522	6,02,645
Parts of fire-arms Value	—	—	—	—	—	9,468	4,363	7,378	3,112	3,987
<b>Gun powder—</b>										
Black . . . . . lbs.	11,555	13,025	24,625	50,450	72,800	14,044	14,887	18,017	29,054	38,231
Smokeless . . . . . "	620	250	325	800	335	2,630	1,133	1,361	3,553	536
Other sorts . . . . . Value	—	—	—	—	—	83,519	1,02,995	56,100	58,417	43,615
Total of Arms, etc. . . . . "	—	—	—	—	—	17,69,820	16,65,744	14,58,064	10,84,608	11,22,548
<b>Art, works of, other than pictures . . . . . "</b>	—	—	—	—	—	67,751	1,30,332	1,29,858	1,44,320	69,065
<b>Asbestos—</b>										
Raw . . . . . cwt.	..	..	..	..	7,163	..	..	..	..	83,430
Manufactured— Asbestos packing Value	—	—	—	—	—	1,66,690	2,38,012	94,497	1,01,078	82,246
† Sheets, Plates, etc. of asbestos cement Ton	..	..	..	..	1,476	..	..	..	..	1,80,477
Other manufac- tures . . . . . Value	—	—	—	—	—	8,09,285	7,98,220	3,08,806	3,24,491	2,08,793
Total of Asbestos . . . . . "	—	—	—	—	—	9,75,925	10,36,232	4,03,303	4,25,569	5,52,752
<b>Belting for machi- nery—</b>										
Of cotton . . . . . "	—	—	—	—	—	1,47,905	85,504	95,900	90,119	76,886
„ leather . . . . . "	—	—	—	—	—	26,40,262	19,68,179	20,56,713	19,25,308	16,04,373
„ other materials (including coil) . . . . . "	—	—	—	—	—	8,40,134	6,20,335	5,53,769	5,68,606	4,73,266
Total of Belting for machinery . . . . . "	—	—	—	—	—	26,34,301	26,75,018	27,08,402	25,84,033	21,54,525

\* Inclusive of imports by postal packets referred to Collectors of Customs for assessment.  
† Separately shown from 1933-34.

TRADE AT CHIEF PORT  
BOMBAY

( 78 )

No. 12—continued  
IMPORTS—continued

PRINCIPAL AND OTHER ARTICLES	QUANTITY					VALUE				
	1929-30	1930-31	1931-32	1932-33	1933-34	1929-30	1930-31	1931-32	1932-33	1933-34
<b>BOMBAY—continued</b>										
<b>BOMBAY (CHIEF PORT)—continued</b>										
Bobbins . . . Value	—	—	—	—	—	27,70,813	33,58,630	27,28,364	23,03,720	16,48,218
Books, printed, and printed matter (not being Stationery), including maps and charts Cwts.	17,699	14,810	13,198	11,305	12,541	27,16,015	22,04,521	20,44,074	19,05,198	20,22,114
<b>Boots and Shoes—</b>										
Of canvas with rubber soles . . . Pair	500,260	1,521,402	—	—	—	7,18,541	13,09,248	—	—	—
Of leather . . . "	143,172	80,075	—	—	—	7,78,959	4,44,066	—	—	—
Of other materials . . . "	747,734	689,848	—	—	—	4,21,161	3,27,048	—	—	—
All leather (b) . . . "	—	—	89,523	104,761	94,203	—	—	4,40,461	3,83,861	3,35,403
Rubber soled—										
With canvas uppers(b) . . . "	—	—	1,383,891	1,285,475	810,110	—	—	8,61,338	5,56,950	3,51,304
With uppers of leather or other materials (b) . . . "	—	—	3,240	22,530	18,350	—	—	1,712	15,658	11,074
All rubber (b) . . . "	—	—	646,572	116,820	24,216	—	—	1,83,927	40,046	11,752
Of other materials . . . "	—	—	25,618	33,100	21,071	—	—	81,961	1,08,328	42,933
Total of Boots and Shoes . . . "	1,481,166	2,271,325	2,148,844	1,567,835	977,862	19,12,661	19,81,662	15,73,809	11,13,838	7,52,610
<b>Brushes and Brooms—</b>										
<b>Brushes—</b>										
Paint and Varnish Brushes . . . Dozs.	39,683	21,659	22,069	28,547	20,433	1,01,001	82,379	65,829	61,001	40,727
Toilet brushes . . . "	112,579	86,865	95,527	129,721	70,909	2,15,671	1,92,025	1,59,855	2,44,041	1,76,656
Other brushes . . . "	91,878	62,616	59,622	120,921	138,679	2,20,321	1,51,201	1,31,832	1,07,801	2,51,220
Brooms . . . "	455	205	1,080	123	105	4,999	2,161	4,704	980	890
Total of Brushes and Brooms . . . "	244,595	171,245	178,298	270,317	230,126	5,50,402	4,27,766	3,62,810	5,04,513	4,78,493
<b>Building and Engineering materials, other than of iron, steel, or wood—</b>										
Asphalt . . . Tons	9,784	12,300	10,049	12,153	8,877	8,63,919	10,08,125	7,72,905	8,41,194	5,21,510
<b>Bricks—</b>										
Bricks, other than fire bricks . . . No.	13,161	5,082	360	..	4,066	4,384	1,769	272	..	1,774
Fire bricks . . . "	302,352	159,724	235,000	114,709	86,627	83,647	49,956	54,305	37,142	35,216
<b>Cement—</b>										
Portland . . . Tons	6,098	7,644	9,430	12,075	9,942	2,87,256	2,96,279	3,52,853	2,05,009	2,01,487
Other kinds . . . No.	201	416	86	447	215	62,183	34,665	13,651	40,311	22,109
Tiles . . . "	14,810,655	6,671,267	6,482,586	6,431,665	8,870,147	13,13,228	7,13,743	6,78,917	6,62,981	6,28,620
Other kinds . . . Value	—	—	—	—	—	2,46,854	1,09,321	80,384	1,75,376	1,33,270
Total of Building and Engineering materials . . . "	—	—	—	—	—	23,61,531	22,14,860	19,53,187	20,52,013	15,43,836
<b>Buttons of all sorts—</b>										
Metals . . . "	—	—	—	—	—	5,58,935	3,66,743	3,74,599	5,16,520	5,46,993
Other sorts . . . "	—	—	—	—	—	5,44,203	2,28,260	2,49,908	3,81,453	3,53,485
Total of Buttons . . . "	—	—	—	—	—	11,03,138	5,95,003	6,24,502	8,97,973	9,00,478
Cane and Rattans . . . Cwts.	26,500	21,544	23,320	22,571	16,164	3,10,633	2,36,724	2,58,802	2,26,425	1,46,168

(b) Separately shown from 1931-32.

No. 12—continued  
IMPORTS—continued

PRINCIPAL AND OTHER ARTICLES	QUANTITY					VALUE				
	1929-30	1930-31	1931-32	1932-33	1933-34	1929-30	1930-31	1931-32	1932-33	1933-34
<b>BOMBAY—continued</b>						R	R	R	R	R
<b>BOMBAY (CHIEF PORT)—continued</b>										
Chemicals and chemical preparations (excluding chemical manures and medicines)—										
Acids—										
Acetic (pyroglucic acid) . Cwts.	1,115	1,288	2,391	1,214	1,875	41,661	39,099	55,395	35,742	44,678
Citric . . . . .	111	105	183	456	768	17,005	11,691	13,906	24,080	37,303
Nitric . . . . .	1,431	2,110	4,569	1,319	1,509	27,378	36,877	82,528	25,784	26,410
Sulphuric . . . . .	4,746	4,109	1,888	1,341	1,018	34,140	32,804	14,494	10,425	7,396
Tartaric . . . . .	993	897	911	478	252	97,680	79,929	74,555	40,891	16,774
Other sorts . . . . .	2,928	2,690	1,789	2,994	2,220	1,00,170	80,185	77,595	1,00,801	60,667
Alum . . . . .	19,220	9,491	9,755	4,990	4,873	1,48,902	73,346	78,880	30,535	40,108
Aluminous sulphates . . . . .	12,404	8,886	9,126	6,158	4,002	56,528	39,073	39,475	23,081	18,152
Ammonia and salts thereof—										
Anhydrous . . . . .	665	602	560	694	545	40,508	40,853	34,611	45,017	30,807
Others . . . . .	4,597	4,591	6,613	6,447	6,087	1,63,583	1,07,073	1,58,908	1,44,472	1,23,537
Arsenic and its oxides . . . . .	1,929	1,127	850	1,047	1,011	60,010	73,788	46,891	56,899	47,703
Bleaching materials—										
Bleaching powder (calcium hypochlorite, chloride of lime) . . . . .	38,182	56,941	58,640	74,145	69,382	2,69,850	4,20,947	4,40,013	4,69,422	3,08,413
Other sorts . . . . .	594	696	1,844	1,105	496	9,143	9,808	19,993	14,569	5,555
Carbide of Calcium . . . . .	5,447	4,519	3,586	5,122	4,108	70,932	65,405	55,233	66,015	49,995
Copper sulphate . . . . .	3,133	2,892	3,939	2,516	3,952	61,406	55,969	64,358	31,144	42,920
Disinfectants—										
Naphthalene . . . . .	1,771	706	1,667	1,764	3,251	22,154	8,335	16,968	21,816	40,255
Others . . . . .	11,017	10,948	7,862	6,995	9,212	3,66,926	3,95,195	2,76,893	2,43,080	2,48,158
Glycerine . . . . .	1,860	2,314	2,079	2,724	3,210	87,475	96,809	74,589	83,158	1,04,565
Lead compounds—										
Acetate . . . . .	2,758	3,061	1,909	2,098	1,639	77,708	55,904	49,618	58,057	36,762
Litharge . . . . .	949	66	23	771	1,353	21,158	1,434	468	11,106	18,725
Others . . . . .	..	..	..	2	31	24	..	..	114	2,207
Magnesium compounds—										
Chloride . . . . .	31,832	23,631	21,021	10,965	12,831	89,149	67,546	62,741	37,065	37,338
Sulphate . . . . .	40,836	25,097	2,402	953	6,086	1,26,740	85,687	11,785	6,921	25,382
Others . . . . .	22	412	86	373	2,325	676	3,755	1,547	8,511	48,860
Potassium compounds—										
Bichromate . . . . .	2,236	1,490	2,775	1,404	992	66,799	44,845	98,980	48,045	34,968
Chlorate . . . . .	15,588	15,083	11,681	12,065	12,098	2,68,104	2,76,293	2,62,122	3,13,266	2,87,302
Cyanide of Potassium . . . . .	41	10	71	123	191	5,678	1,854	7,465	14,920	21,929
Other sorts . . . . .	2,090	1,006	1,258	1,325	1,100	65,220	81,868	78,768	1,88,607	1,03,321
Soda compounds—										
Sodium bicarbonate . . . . .	27,510	28,234	29,275	26,287	28,351	1,99,169	1,96,865	2,89,965	2,04,290	2,10,236
Sodium Bichromate . . . . .	1,830	2,313	2,984	1,583	737	45,790	57,581	88,721	50,963	21,834
Borax . . . . .	4,118	3,955	6,309	6,786	4,490	42,641	44,748	69,628	70,881	46,857
Sodium carbonate . . . . .	129,390	145,643	124,690	150,715	185,009	7,29,068	10,07,677	8,57,770	9,21,440	7,88,046
Caustic soda . . . . .	37,286	53,874	58,186	68,401	57,872	4,75,841	7,28,924	8,13,145	9,36,095	7,51,730
Soda sulphide . . . . .	32,635	24,086	31,591	31,479	27,967	2,37,050	1,91,002	2,23,486	1,97,177	1,37,457
Sodium silicate . . . . .	5,491	8,421	6,678	5,202	6,964	42,467	68,888	57,871	43,005	45,571
Other sorts . . . . .	9,255	8,782	10,313	8,717	14,781	1,32,798	1,14,422	1,73,655	2,20,524	2,59,929
Sulphur (brimstone) . . . . .	39,065	35,892	49,647	61,111	40,419	2,54,490	2,31,810	3,14,986	2,64,135	2,20,886
Zinc compounds—										
Chloride . . . . .	22,329	19,988	31,066	27,958	26,614	2,72,696	2,22,135	3,32,251	2,81,550	2,30,798
Others . . . . .	723	68	427	166	167	8,778	1,501	4,273	2,860	6,403
Other sorts of chemicals . Value	—	—	—	—	—	23,40,214	21,64,719	22,16,866	23,22,839	21,98,134
<b>Total of Chemicals and Chemical preparations, etc. . . . .</b>	—	—	—	—	—	<b>71,21,689</b>	<b>73,11,224</b>	<b>75,90,801</b>	<b>76,42,579</b>	<b>68,52,174</b>

TRADE AT CHIEF PORT  
BOMBAY

( 80 )

No. 12—continued  
IMPORTS—continued

PRINCIPAL AND OTHER ARTICLES	QUANTITY					VALUE				
	1929-30	1930-31	1931-32	1932-33	1933-34	1929-30	1930-31	1931-32	1932-33	1933-34
<b>BOMBAY—continued</b>										
<b>BOMBAY (CHIEF PORT)—continued</b>										
China clay . . . Cwts.	436,795	169,485	363,612	338,704	325,252	12,03,894	5,66,184	8,24,486	7,45,485	6,75,120
Clocks and Watches and parts thereof— Clocks and time-pieces . . . No.	203,875	140,210	83,944	144,315	167,161	7,91,780	5,54,025	3,66,133	4,05,727	5,66,032
Watches . . . "	204,291	104,386	49,883	44,147	67,085	4,40,096	2,15,073	99,134	96,101	1,50,380
Parts of clocks and watches . . . Value	—	—	—	—	—	46,864	34,347	35,533	42,804	37,814
Total of Clocks and Watches, etc. . . . "	—	—	—	—	—	12,79,340	8,04,045	5,00,800	6,04,632	7,54,726
Coal and Coke— Coal . . . Tons	182,680	103,532	27,848	11,210	14,411	33,27,749	18,51,080	6,36,560	2,67,022	2,70,011
Coke . . . "	1,034	1,005	904	626	710	35,307	30,194	29,560	19,698	21,582
Total of Coal and Coke . . . "	183,714	104,537	28,752	11,836	15,121	33,63,556	18,82,174	6,66,140	2,87,010	2,92,193
Coffee, other than roasted or ground . Cwts.	13,631	20,736	3,611	..	..	7,55,820	11,45,876	1,64,206	..	..
Cordage and rope of vegetable fibre (excluding jute and cotton) . . . "	8,624	6,456	7,980	7,142	8,437	4,13,296	3,14,158	3,03,346	3,01,895	2,60,070
Cork manufactures . . . "	1,078	1,238	1,094	1,747	1,861	94,483	1,06,563	86,461	1,08,081	1,35,540
Cutlery— Pruning knives . . . Value	—	—	—	—	—	1,659	477	333	140	152
Other kinds . . . "	—	—	—	—	—	14,07,586	7,68,786	6,00,903	7,94,426	8,52,403
Total of Cutlery . . . "	—	—	—	—	—	14,09,245	7,69,263	7,00,236	7,94,578	8,52,045
Drugs and Medicines (excluding chemicals and narcotics)— Aloes . . . Cwts.	1,261	1,058	746	1,311	468	34,881	25,930	18,309	34,408	9,982
Asafoetida . . . "	3,912	5,067	4,774	3,307	2,417	1,41,348	1,64,271	1,86,504	93,329	50,668
Camphor . . . Lbs.	614,642	570,985	586,385	538,094	523,231	10,96,945	9,72,952	10,18,479	9,23,231	7,08,034
Morphia Preparations of opium and morphia . . . Value	556	227	209	112	—	8,879	4,925	4,073	2,290	..
Proprietary and patent medicines . . . "	—	—	—	—	—	22,79,972	17,57,533	23,76,570	17,80,814	13,06,083
Quinine salts— Quinine sulphate or bisulphate . . . Lbs.	27,641	21,514	21,698	17,736	24,061	6,05,027	4,69,326	5,03,318	4,91,781	5,93,510
Quinine hydrochloride . . . "	2,792	2,405	2,172	1,970	2,320	85,981	66,609	70,040	74,897	70,599
Other sorts . . . "	5,812	2,385	4,246	4,604	6,715	1,40,974	73,430	1,12,742	1,77,774	2,06,965
Saccharin . . . "	10,488	4,560	15,592	14,594	16,536	48,009	22,469	81,104	1,06,224	1,48,331
Other sorts of Drugs and Medicines . . . Value	—	—	—	—	—	42,78,493	37,63,182	33,08,602	37,26,157	44,14,557
Total of Drugs and Medicines . . . "	—	—	—	—	—	87,61,373	73,36,364	78,06,655	74,26,833	75,27,575
Dyeing and Tanning substances— Gocumai . . . Cwts.	1,718	1,471	1,053	1,245	1,497	3,97,505	2,66,884	1,63,526	1,67,436	1,62,878
Outch and Gambler . . . "	783	1,140	1,077	1,645	741	30,636	43,340	42,532	57,516	24,142
Dyes obtained from coal tar— Alizarine (a) . . . Lbs.	3,295,549	—	—	—	—	15,60,966	—	—	—	—
Alizarine dry— not exceeding 40 per cent, . . . "	—	1,283	2,950	9,000	6,050	—	2,610	5,046	14,250	10,492
Exceeding 40 per cent, . . . "	—	10,414	4,980	583	8,441	—	20,221	9,007	2,177	26,383
Alizarine moist— not exceeding 16 per cent, . . . "	—	218,400	182,560	220,304	255,920	—	83,823	88,576	1,33,083	1,47,103
Over 16 per cent, but not exceeding 20 per cent, . . . "	—	1,699,264	1,776,785	1,185,467	1,196,875	—	7,78,258	8,76,554	7,80,814	9,01,836
Exceeding 20 per cent, . . . "	—	125,587	66,274	75,075	96,941	—	92,335	64,098	1,06,558	1,87,977
Total Alizarine . . . "	3,295,549	2,054,948	2,081,649	1,440,420	1,564,827	15,60,966	9,72,247	10,43,311	10,86,801	12,73,791
Aniline* . . . "	10,387,922	9,357,905	10,676,855	—	—	1,21,70,840	1,31,98,510	1,56,01,267	—	—
Others* . . . "	12,232	—	—	—	—	32,847	..	..	—	—
Indigo, Synthetic* Cwts.	513	7,376	4,663	—	—	72,857	11,12,013	6,49,437	—	—

(a) Sub-divided from 1930-31.  
\* Shown under separate heads from 1932-33.

No. 12—continued  
IMPORTS—continued

PRINCIPAL AND OTHER ARTICLES	QUANTITY					VALUE				
	1929-30	1930-31	1931-32	1932-33	1933-34	1929-30	1930-31	1931-32	1932-33	1933-34
BOMBAY—continued										
BOMBAY (CHIEF PORT)—continued										
Dyeing and Tanning Substances—contd.										
Congo red* Lbs.	—	—	—	1,047,220	889,401	—	—	—	8,27,041	6,27,024
Coupling dyes of the Naphtholgroup* . . . . .	—	—	—	806,065	521,134	—	—	—	21,82,452	21,67,757
Naphthol rapid fast colours (rapid salts) and bases . . . . .	—	—	—	854,780	462,205	—	—	—	7,90,330	6,78,905
Other salts . . . . .	—	—	—	641,467	712,012	—	—	—	9,42,517	9,98,160
Vate* . . . . .	—	—	—	40,752	23,340	—	—	—	2,37,299	1,08,506
Indigo . . . . .	—	—	—	22 3,728	254,320	—	—	—	20,60,650	33,53,814
Other sorts* . . . . .	—	—	—	1,841,914	2,507,950	—	—	—	9,07,005	10,84,051
Paste . . . . .	—	—	—	204,252	311,125	—	—	—	2,39,037	2,81,871
Powder . . . . .	—	—	—	60,504	112,504	—	—	—	24,147	45,060
Sulphur black* . . . . .	—	—	—	2,838,421	2,080,998	—	—	—	51,31,320	45,10,828
Metanil, yellow* . . . . .	—	—	—	51,172	49,865	38,304	43,472	48,337	9,42,140	8,69,514
Aniline salts* . . . . .	—	—	—	2,793	2,352	3,029	4,905	4,048	9,23,295	9,71,567
Other* . . . . .	—	—	—	—	—	—	—	—	1,01,376	1,36,031
Saffron . . . . .	51,172	49,865	38,304	43,472	48,337	9,42,140	8,69,514	9,23,295	9,71,567	10,80,090
Other sorts (including lac-dye) . . . . .	2,793	2,352	3,029	4,905	4,048	99,787	1,03,804	1,01,376	1,36,031	1,37,069
Total of Dyeing and Tanning substances . . . . .	—	—	—	—	—	1,58,07,587	1,66,06,812	1,85,24,744	1,08,12,805	1,04,05,041
Earthenware and Porcelain—										
Earthenware—										
Sanitary ware . . . . .	—	—	—	—	—	8,83,055	8,24,614	2,90,168	2,39,634	2,67,480
Other kinds . . . . .	—	—	—	—	—	7,02,373	5,54,757	5,11,854	4,30,795	4,15,102
Porcelain—										
Electrical . . . . .	—	—	—	—	—	1,29,983	1,20,230	75,341	77,842	29,891
Other kinds . . . . .	—	—	—	—	—	13,60,671	8,55,745	8,68,097	13,02,638	10,06,107
Total of Earthenware and Porcelain . . . . .	—	—	—	—	—	20,66,682	18,55,396	17,41,380	21,40,009	17,78,736
Electroplated ware . . . . .	—	—	—	—	—	3,19,777	1,74,017	1,79,452	1,76,397	1,84,422
Fireworks . . . . .	3,451,533	1,561,960	761,070	1,537,238	1,732,105	10,45,684	4,74,010	2,61,730	5,18,323	5,16,888
Fish (excluding canned fish)—										
Fish, dry, salted . . . . .	17,320	18,193	31,107	20,550	656	2,82,420	2,04,470	2,03,256	1,68,244	4,834
Fishmaws and sharklins . . . . .	8,220	8,570	7,995	6,750	6,111	49,094	36,447	90,990	42,338	24,923
Fish, wet, salted (Nagpi) . . . . .	—	10	—	14,045	40,603	—	40	—	78,105	2,43,820
Fish, other sorts . . . . .	542	1,161	2,539	545	724	24,056	22,149	29,307	22,652	36,225
Total of Fish . . . . .	21,091	22,934	41,641	41,902	48,094	3,66,470	3,23,112	3,23,016	3,11,479	3,11,308
Fruits and Vegetables—										
Fresh fruits and vegetables—										
Fresh fruits . . . . .	—	—	—	—	—	1,41,415	1,44,725	1,68,818	2,78,805	2,53,010
Fresh vegetables of all kinds . . . . .	—	—	—	—	—	13,80,946	10,00,477	7,61,045	10,08,400	7,71,772
Fruits and vegetables: dried, salted, or preserved, not being canned or bottled—										
Almonds . . . . .	5,032	3,817	2,837	2,560	2,978	41,51,034	28,03,925	19,23,602	16,28,868	15,58,225
Currents and raisins . . . . .	829	994	1,026	543	853	2,31,243	2,50,265	2,45,533	1,21,529	1,53,040
Date . . . . .	32,399	33,496	31,442	28,193	21,738	53,92,028	45,11,448	44,55,720	32,83,317	24,25,818
Other sorts . . . . .	6,112	6,797	9,679	3,020	3,080	8,64,400	11,02,848	15,01,750	6,68,358	4,04,141
Total of Fruits and Vegetables . . . . .	—	—	—	—	—	1,26,01,066	99,03,653	99,57,423	69,87,457	55,06,009
Furniture and Cabinetware—										
Bedsteads										
furniture of wood (other than bedsteads) . . . . .	—	—	—	—	—	2,08,422	96,305	1,02,351	82,087	83,004
Furniture of other materials (other than bedsteads) . . . . .	—	—	—	—	—	5,70,265	3,30,739	3,12,918	3,62,624	93,403
Mouldings . . . . .	—	—	—	—	—	4,65,778	3,20,490	3,08,709	2,22,083	3,18,867
Total of Furniture and Cabinetware . . . . .	—	—	—	—	—	3,06,580	2,36,273	1,65,615	1,85,285	1,52,104
Glass and Glassware—										
Bangles										
Beads and false pearls . . . . .	—	—	—	—	—	54,77,542	31,91,281	23,00,562	28,21,062	20,11,420
Bottles and phials—										
Sodawater bottles Gross . . . . .	16,752	7,942	6,838	10,737	6,972	11,45,480	6,25,963	4,30,800	5,75,411	5,04,944
Others . . . . .	18,596	9,586	13,924	10,178	7,933	4,37,024	2,42,328	3,61,653	2,35,136	1,77,401
Funnels, globes, and glass parts of lamps . . . . .	242,937	217,762	147,052	338,718	264,761	7,57,677	6,14,968	4,94,751	7,35,661	6,11,033
Scientific glassware . . . . .	—	—	—	—	—	7,02,176	3,74,208	2,45,452	2,14,262	1,73,951
Sheet and plate { Sq. ft. & Cwts.	7,068,125	5,735,828	5,066,586	6,309,513	5,820,135	43,170	42,609	24,670	43,083	54,813
Tableware (including decanters, tumblers, etc.) . . . . .	102,469	74,607	65,768	77,594	69,257	11,95,832	8,05,345	7,10,432	8,40,203	7,32,445
Other glassware . . . . .	—	—	—	—	—	6,13,138	4,50,525	2,67,162	1,67,920	1,30,328
Total of Glass and Glassware . . . . .	—	—	—	—	—	12,47,843	8,01,737	7,49,137	13,34,757	10,84,400
Total of all articles . . . . .	—	—	—	—	—	1,16,19,877	71,49,054	56,63,708	69,78,307	54,94,676

\* Separately shown from 1932-33.



TRADE AT CHIEF PORT  
BOMBAY

( 82 )

No. 12—continued  
IMPORTS—continued

PRINCIPAL AND OTHER ARTICLES]	QUANTITY					VALUE				
	1929-30	1930-31	1931-32	1932-33	1933-34	1929-30	1930-31	1931-32	1932-33	1933-34
BOMBAY—continued										
BOMBAY (CHIEF PORT)—continued										
Glue . . . Cwts.	10,239	6,039	7,655	5,776	5,400	3,47,499	3,55,415	2,04,244	1,44,036	1,91,081
Grain, Pulse, and Flour—										
Barley . . . Tons	203	20	..	3	3,808	31,320	2,041	..	548	3,85,395
Beans (dry) . . "	63	9,512	4,417	1,064	247	15,150	18,31,344	5,61,763	2,42,664	37,648
Jowar and Bajra . . "	3,212	170	7	74	95	5,59,223	31,640	710	9,000	9,224
Pulse . . . "	7,591	16,386	6,099	2,770	6,054	13,97,197	27,25,019	7,52,750	3,84,870	8,61,662
Rice, not in the husk . . "	90	2,477	554	61	5,116	24,098	2,20,009	61,813	10,848	3,49,121
Wheat . . . "	130,354	89,641	37,805	5,209	9,030	1,81,56,730	97,37,203	20,44,847	5,79,582	6,62,074
Other sorts . . . "	433	203	53	64	23	76,571	55,858	5,746	6,180	3,242
Total of Grain, pulse, and flour . . "	142,006	118,414	38,965	9,014	25,333	2,02,61,707	1,41,23,134	34,27,636	12,32,601	23,38,370
Graphite crucibles . . Cwts	2,058	1,742	2,811	1,861	1,909	1,02,176	82,015	1,30,533	94,037	90,721
Gums and Resins—										
Arabic . . . "	9,983	7,234	3,364	2,597	1,748	2,70,686	1,73,751	73,342	63,013	38,928
Benjamin . . . "	8,584	6,787	7,931	9,197	8,173	4,98,787	3,81,672	4,61,071	5,49,108	4,55,467
Dammer (resins) . . "	29	107	2,643	3,122	7,975	1,800	3,590	43,080	75,052	85,790
Olibanum or frankincense . . "	34,308	22,071	18,036	18,808	25,028	4,48,903	2,99,393	1,84,858	1,81,231	2,67,221
Rosin . . . "	7,858	7,768	7,858	2,298	5,518	75,010	63,582	64,630	20,662	46,370
Other sorts . . . "	29,572	44,771	26,962	31,047	46,997	15,03,368	8,63,230	5,84,269	4,62,216	5,94,244
Total of Gums and Resins . . "	121,269	94,738	68,734	72,467	95,444	28,04,554	17,81,198	14,11,309	13,50,281	14,98,599
Hardware, excluding Cutlery and Electroplated ware—										
Agricultural implements . . Value	—	—	—	—	—	1,74,273	1,89,056	72,081	65,360	38,517
Builders' hardware, such as locks, hinges, doorbolts, etc. . . "	—	—	—	—	—	12,16,786	8,11,123	5,82,771	4,27,313	3,53,060
Domestic hardware, other than enamelled ironware . . "	—	—	—	—	—	4,24,780	2,57,766	2,49,080	2,36,602	2,27,220
Enamelled ironware . . . "	—	—	—	—	—	6,61,235	4,26,574	3,71,660	5,55,108	4,87,448
Gas mantles . . . "	—	—	—	—	—	4,55,631	3,40,140	2,37,905	4,89,411	2,88,857
Implements and tools, other than agricultural implements and machine tools . . "	—	—	—	—	—	17,32,082	11,86,724	10,01,630	10,42,853	9,42,831
Lamps, metal . . . No.	1,372,154	7,38,580	577,518	800,161	872,005	23,03,279	13,92,955	9,71,054	13,25,807	12,29,996
Lamps, Glass . . . "	9,360	5,767	12,237	22,115	102,524	8,792	8,624	24,130	18,098	37,720
Parts of lamps, other than glass . . Value	—	—	—	—	—	5,54,004	2,20,646	2,50,071	3,16,978	2,15,524
Roses . . . No.	87,289	49,401	48,078	58,133	56,998	3,74,605	1,87,833	1,07,623	2,02,342	1,91,932
Other sorts . . . Value	—	—	—	—	—	78,16,863	51,14,650	46,51,307	64,63,376	55,08,801
Total of Hardware, etc. . . "	—	—	—	—	—	1,57,22,380	1,00,95,155	85,10,212	1,01,43,248	95,22,246
Hides and Skins, raw—										
Hides, raw . . . { Tons	394	43	51	53	283	4,82,617	54,153	49,480	26,367	80,110
=No.	=146,375	=17,473	=13,393	=13,471	=77,357					
Skins . . . { Tons	632	363	426	621	778	6,31,084	2,18,449	2,22,301	2,38,372	3,01,157
=No.	=833,447	=322,537	=413,883	=600,501	=702,249					
Total of Hides and Skins, raw . . { Tons	1,073	406	477	679	1,061	11,13,901	2,72,602	2,71,781	2,64,739	3,81,276
=No.	=970,822	=340,010	=427,276	=612,972	=870,106					
Instruments, Apparatus, and Appliances and parts thereof—										
Electrical including telegraph and telephone apparatus not being machinery—										
Electric fans and parts thereof . . Value	—	—	—	—	—	13,54,055	7,43,893	5,87,941	5,00,845	6,99,607
Electric wires and cables—										
Rubber, insulated . . "	—	—	—	—	—	18,06,938	13,64,906	10,97,532	9,07,710	11,36,928
Insulators other than rubber . . "	—	—	—	—	—	16,84,090	12,52,008	4,46,045	4,23,942	6,77,414
Telegraph and telephone wires and cables . . "	—	—	—	—	—	59,952	40,658	64,686	15,272	1,85,704
Soft copper wire (electrolytic) other than telegraph and telephone (a) . Cwts.	—	12,479	8,158	8,193	6,002	9,72,831	6,23,161	2,93,246	2,49,140	1,79,193

(a) Quantity shown from 1930-31.

No. 12—continued  
IMPORTS—continued

PRINCIPAL AND OTHER ARTICLES	QUANTITY					VALUE				
	1929-30	1930-31	1931-32	1932-33	1933-34	1929-30	1930-31	1931-32	1932-33	1933-34
BOMBAY—continued BOMBAY (CHIEF PORT)—continued Instruments, Apparatus and Appliances, and parts thereof—continued Electrical, including Telegraph and tele- phone apparatus—contd. Telegraph and Tele- phone instruments and apparatus . Value	—	—	—	—	—	2,18,333	2,16,075	2,25,442	2,37,460	7,59,663
Electric lamps and parts thereof— Electric glow lamps—	—	—	—	—	—	—	—	—	—	—
Gas filled electric bulbs (b) No.	—	—	458,610	519,001	508,537	—	—	5,26,304	5,26,651	5,27,894
Vacuum electric bulbs (b) "	—	—	1,612,946	2,326,525	2,608,058	—	—	6,37,837	6,75,903	5,55,572
Electric bulbs for automobiles (b) "	—	—	360,001	1,031,997	535,067	—	—	63,218	87,721	38,406
Electric bulbs for torches (b) "	—	—	1,275,771	2,777,048	3,450,405	—	—	55,573	74,368	76,128
Wire less valves (b) "	—	—	6,043	5,990	9,336	—	—	29,363	29,729	30,363
Flash light including torch lights, pocket lamps, etc. "	454,186	1,924	—	—	—	2,35,908	4,767	—	—	—
Automobile lighting lamps* "	530,005	520,002	—	—	—	78,859	83,018	—	—	—
Standard lighting lamps* "	1,840,093	1,720,600	—	—	—	9,09,532	9,08,797	—	—	—
Electric lamps other sorts . "	73,835	5,336	6,369	6,808	94,395	1,02,109	49,199	50,207	36,440	96,331
Parts and accessories of Electric lamps Value	—	—	—	—	—	11,75,657	11,46,513	7,43,316	8,44,565	7,00,305
Batteries . "	—	—	—	—	—	63,398	45,277	30,551	41,702	98,528
Carbons, Electric (including furnace electrodes) . "	—	—	—	—	—	1,53,145	1,10,260	1,38,654	1,05,506	1,70,778
Accumulators (in- cluding parts) . "	—	—	—	—	—	13,36,707	10,05,792	4,58,134	3,98,096	3,67,311
Electric bell appa- ratus, etc. "	—	—	—	—	—	13,030	6,234	9,457	19,138	22,587
Electric lighting accessories and fittings (including switches) . "	—	—	—	—	—	7,87,098	3,91,830	4,30,006	4,51,277	3,30,570
Electrical Instru- ments (other than telegraphic and telephonic)— Meters . . . "	—	—	—	—	—	4,04,137	2,81,550	2,71,073	3,68,393	3,30,447
Others . . . "	—	—	—	—	—	6,920	22,422	16,873	10,343	11,692
Electro-medicinal apparatus (includ- ing X-ray appa- ratus) . "	—	—	—	—	—	2,96,960	2,00,192	1,67,743	2,27,043	2,33,462
Electric goods and apparatus, not enumerated . "	—	—	—	—	—	11,46,191	13,28,660	9,92,094	8,75,295	9,74,888
Musical— Pianos and piano players, complete No.	87	66	42	29	26	77,118	45,659	30,209	15,731	16,685
Talking machines and accessories— Talking machines . "	2,807	2,820	2,398	4,160	26,046	1,59,719	1,46,679	1,18,623	1,48,745	3,07,791
Records . . . "	197,172	127,574	89,800	53,024	57,010	2,26,372	1,68,729	1,00,629	44,673	57,026
Accessories Other sorts, includ- ing parts of mus- ical instruments . "	—	—	—	—	—	2,24,866	1,91,823	2,00,330	2,17,555	3,41,912
Optical . . . "	—	—	—	—	—	4,35,011	2,63,571	2,77,036	2,65,691	3,16,608
Photographic— Cinematograph films— Raw films, i.e., blank films on which no pictures have been impressed Length in feet	17,531,463	22,956,993	16,227,828	21,576,215	30,471,848	6,79,932	8,37,213	6,20,247	9,68,272	12,40,385
Exposed films Photographic other than cinematograph films Value	4,967,698	4,575,374	4,170,540	3,180,690	4,524,966	4,78,610	6,08,179	6,91,046	6,36,425	11,68,775
Scientific and philoso- phical . . . "	—	—	—	—	—	15,59,934	10,15,265	15,78,430	16,58,946	15,68,221
Surgical . . . "	—	—	—	—	—	8,88,020	7,87,026	6,28,140	8,78,468	8,28,273
Wireless apparatus . "	—	—	—	—	—	10,74,285	7,45,317	6,48,685	6,50,886	6,15,071
Other kinds . . . "	—	—	—	—	—	3,37,314	2,84,571	5,64,064	7,03,460	5,82,311
	—	—	—	—	—	4,52,525	4,52,007	4,96,632	4,48,209	5,51,404
Total of Instruments, etc. . . . "	—	—	—	—	—	2,00,29,870	1,63,04,801	1,34,83,120	1,30,74,538	1,60,09,237
Ivory— (Unmanufactured lbs. Manufactured . Value	198,356	206,484	156,393	181,091	200,773	14,40,360	13,77,050	10,33,603	11,66,419	10,61,685
	—	—	—	—	—	9,977	16,642	5,577	9,600	6,427
Total of Ivory . . . "	—	—	—	—	—	14,59,337	13,93,692	10,39,180	11,76,019	10,68,012
Jewellery (excluding imitation Jewel- lery and precious stones and pearls, unset), also plate of gold and silver— Jewellery (a) . . . "	—	—	—	—	—	16,47,928	31,87,854	11,63,888	84,089	1,34,395
Plate of gold and silver . . . "	—	—	—	—	—	3,73,888	2,02,374	3,88,400	2,13,851	1,86,659
Total of Jewellery, etc. . . . "	—	—	—	—	—	19,21,511	33,90,228	15,52,288	2,97,940	3,21,054

(a) Inclusive of Imports by postal packets referred to Collectors of Customs for assessment from 1922-23.

\* Discontinued and shown under new heads above from 1931-32.

(b) Separately recorded from 1931-32.

TRADE AT CHIEF PORT  
BOMBAY.

( 84 )

No. 12--continued  
IMPORTS--continued

PRINCIPAL AND OTHER ARTICLES	QUANTITY					VALUE				
	1929-30	1930-31	1931-32	1932-33	1933-34	1929-30	1930-31	1931-32	1932-33	1933-34
<b>BOMBAY--continued</b>										
<b>BOMBAY (CHIEF PORT)--continued</b>										
Leather--										
Hides, tanned or dressed { Tons =No.	47 =12,010	25 =15,216	12 =5,085	16 =11,716	8 =1,816	1,39,923	1,70,048	84,595	96,336	33,820
Skins, tanned or dressed { Tons =No.	44 =83,167	35 =66,450	58 =108,238	97 =170,930	114 =204,559	4,86,006	4,31,531	6,17,876	8,87,350	8,17,438
Unwrought . Cwts.	437	150	251	212	102	1,98,065	47,492	96,939	70,715	24,214
Leathercloth (including Artificial leather) Sq. yards	176,076	147,337	203,850	194,363	263,412	1,92,200	1,54,155	1,97,282	1,76,601	2,30,169
Manufactures (excluding boots and shoes and belting for machinery)--										
Bags and trunks Cwts.	180	108	109	117	223	53,612	38,392	47,495	31,474	57,727
Pickers " "	2,836	1,744	2,471	2,728	2,659	5,59,060	3,07,667	3,87,460	4,21,253	3,96,213
Picking bands and straps . "	2,240	2,463	2,851	3,230	2,702	5,63,102	5,45,730	6,15,474	7,11,910	5,69,432
Roller skins . "	588	1,148	708	593	572	6,84,145	6,60,368	6,60,629	5,35,685	4,66,582
Saddlery and harness . "	80	98	79	82	37	45,628	36,687	34,550	26,401	18,490
Other sorts . "	21,800	18,445	15,500	15,472	1,808	6,62,092	3,73,703	3,44,700	3,00,688	2,52,060
Total of Leather . Value	—	—	—	—	—	35,82,027	27,74,568	30,05,034	32,67,521	28,66,764
Liquors, including denatured and perfumed spirits--										
Ale, beer, and porter--										
Ale and beer--										
In bottle Lq. Gals.	603,690	799,599	763,210	837,793	856,720	19,33,374	18,86,372	15,38,537	16,41,068	16,40,901
In bulk . "	609,428	574,139	441,440	355,158	253,258	8,52,909	6,64,037	5,07,517	4,43,877	3,10,049
Stout and Porter--										
In bottle . "	46,565	38,316	29,957	34,600	30,307	1,77,376	1,49,398	1,16,004	1,35,792	1,17,053
In bulk . "	14,724	23,392	9,574	13,775	6,944	17,060	25,873	9,797	14,281	5,609
Cider and other fermented liquors . "	3,331	1,838	1,284	1,091	2,000	17,390	10,040	6,971	9,051	9,279
Spirit--										
Brandy . { Lq. Gals.	137,682	109,225	49,104	40,765	45,216	13,36,016	11,33,620	5,68,993	5,55,370	6,45,545
Proof . "	108,827	84,834	37,007	30,083	34,540					
Gin . { Lq. "	38,045	31,327	19,237	25,446	21,373	3,35,391	3,07,710	1,70,612	2,26,091	2,17,372
Proof . "	27,434	24,416	13,720	17,558	16,834					
Liqueurs . { Lq. "	4,250	2,532	1,355	1,127	2,051	61,395	33,343	21,224	10,158	36,702
Rum . { Lq. "	7,139	3,451	3,172	893	978					
Proof . "	5,755	2,858	2,429	711	769	40,617	22,567	37,554	7,430	9,062
Whisky . { Lq. "	122,344	117,877	62,404	79,373	73,394					
Proof . "	91,915	90,240	47,433	59,973	65,625	20,52,290	20,12,386	10,42,251	13,04,057	12,16,020
Spirit, present in drugs, medicines or chemicals . Lq. "	56,801	33,375	41,124	43,130	49,739					
Spirit, perfumed . "	5,136	3,574	3,548	2,233	3,140	4,34,883	2,67,697	2,52,176	1,89,646	2,85,584
Denatured spirits--										
Imported direct										
Spirits denatured at custom Houses immediately on arrival before clearance . "	(a) 293,306	(b) 367,158	394,662	316,537	(b) 325,247	3,28,137	4,22,188	3,93,711	3,30,012	5,23,202
Other sorts . "	11,178	7,918	6,575	7,301	6,633	3,93,474	2,95,311	2,36,446	2,70,626	2,48,388
Total of Spirit . "	675,939	684,145	581,321	510,805	530,774	65,87,803	55,82,160	39,04,518	42,44,520	46,16,336
Wines--										
Champagne and other sparkling wines . "	7,824	5,383	2,797	3,314	4,130	2,17,266	1,54,749	79,112	69,859	1,17,133
Port										
Still red wines, other than port . "	10,097	7,729	4,189	5,481	5,855	1,17,638	92,447	44,081	62,172	62,261
Sherry, Madeira and Marsala . "	18,467	13,977	11,178	13,008	12,437	1,24,605	1,00,041	62,856	75,170	73,939
Still white wines, other than Sherry, Madeira and Marsala . "	9,593	8,092	6,074	6,579	8,598	1,27,267	1,17,050	84,032	95,473	1,14,389
Other sorts, including Vermouth and Ginger wines . "	4,568	3,376	2,690	3,399	3,187	45,537	34,093	21,670	29,812	29,131
Total of Wines . "	25,589	26,002	12,315	16,764	15,017	1,45,166	1,50,093	75,275	1,08,104	1,01,298
Total of Wines . "	76,108	65,450	39,243	48,545	49,104	7,77,479	6,49,378	3,87,026	4,76,599	4,98,061
Total of Liquors . "	2,289,783	2,192,479	1,866,141	1,308,067	1,720,107	1,03,63,466	89,67,253	64,52,170	69,59,888	71,97,188

(a) The whole quantity was denatured at the docks. Besides this 1,580 L. G. of potable spirit imported from Java were subsequently denatured in bond.  
(b) The whole quantity was denatured at the docks.

No. 12—continued  
IMPORTS—continued

PRINCIPAL AND OTHER ARTICLES	QUANTITY					VALUE				
	1929-30	1930-31	1931-32	1932-33	1933-34	1929-30	1930-31	1931-32	1932-33	1933-34
						₹	₹	₹	₹	₹
<b>BOMBAY—continued</b>										
<b>BOMBAY (CHIEF PORT)—continued</b>										
<b>Machinery and Millwork—</b>										
<b>Prime-movers (other than electrical)—</b>										
Locomotives—										
Oil Engines . . . . . No.	7	11	12	6	1	63,459	73,938	73,032	48,691	6,082
Parts of Oil Engines . . . . . Value	—	—	—	—	—	893	622	10,963	10,613	4,906
Steam Engines . . . . . No.	67	32	27	8	9	4,03,508	2,30,197	3,34,005	52,987	60,152
Parts of Steam Engines . . . . . Value	—	—	—	—	—	2,06,442	1,76,153	2,40,344	1,18,327	1,35,493
Railway locomotive Engines and tenders and parts . . . . .	—	—	—	—	—	38,74,380	42,80,264	14,55,658	14,48,712	17,19,818
Others . . . . .	—	—	—	—	—	146	1,018	—	1,021	1,678
Other than Locomotives—										
Gas Engines . . . . . No.	19	14	2	1	2	28,694	5,748	1,817	766	6,548
Parts of Gas Engines . . . . . Value	—	—	—	—	—	12,717	12,654	8,346	2,433	9,277
Oil Engines . . . . . No.	2,851	1,277	781	1,157	1,074	43,22,270	21,94,806	13,84,036	1,706,171	18,23,099
Parts of Oil Engines . . . . . Value	—	—	—	—	—	8,06,763	6,23,279	4,30,231	4,32,661	4,95,070
Steam Engines . . . . . No.	66	27	23	17	58	4,57,075	3,20,739	2,77,374	2,52,013	3,63,420
Parts of Steam Engines . . . . . Value	—	—	—	—	—	3,00,840	2,75,691	2,27,426	2,36,720	1,83,320
Others . . . . .	—	—	—	—	—	2,61,383	5,25,675	74,726	49,472	180
Electrical machinery of all kinds, not including instruments, apparatus, appliances, and parts thereof—										
Control and Switch gear . . . . .	—	—	—	—	—	13,86,626	10,63,330	11,51,535	6,13,661	7,71,222
Generators, alternators, and dynamos . . . . .	—	—	—	—	—	13,27,464	7,32,380	7,57,189	5,46,483	4,36,482
Motors . . . . .	—	—	—	—	—	15,99,399	8,74,013	8,74,013	7,31,346	10,41,678
Transformers . . . . .	—	—	—	—	—	5,40,048	4,30,213	2,44,551	2,54,896	467,125
Turbo-generating sets . . . . .	—	—	—	—	—	6,37,962	12,914	1,27,203	2,18,715	12,234
Others . . . . .	—	—	—	—	—	33,42,548	15,38,554	10,54,087	10,24,488	20,37,050
Machinery, not being prime-movers or electrical machinery—										
Extruded water making machinery . . . . .	—	—	—	—	—	60,058	56,704	24,827	33,227	27,422
Agricultural machinery—										
Agricultural tractors and parts . . . . .	—	—	—	—	—	2,84,102	1,16,454	34,918	84,318	1,45,055
Ploughs and parts . . . . .	—	—	—	—	—	84,971	40,777	52,201	18,245	1,30,805
Other sorts . . . . .	—	—	—	—	—	66,468	37,090	43,638	23,928	27,124
Boilers . . . . .	—	—	—	—	—	10,71,904	10,67,900	18,40,442	17,39,711	20,46,253
Boots and shoes manufacturing machinery . . . . .	—	—	—	—	—	1,989	23,944	14,279	20,923	6,690
Metal working machinery (including machine tools) . . . . .	—	—	—	—	—	19,31,008	15,28,302	10,32,034	11,69,239	10,74,759
Mining machinery—										
Coal . . . . .	—	—	—	—	—	98	386	6,795	6,798	31,121
Other sorts . . . . .	—	—	—	—	—	1,08,322	1,05,367	85,021	73,012	42,352
Oil crushing and refining machinery . . . . .	—	—	—	—	—	9,17,554	2,34,131	3,87,578	4,51,679	4,03,295
Paper mill machinery . . . . .	—	—	—	—	—	25,931	30,503	29,208	33,699	36,985
Pumping machinery . . . . .	—	—	—	—	—	—	—	—	—	5,44,380
Refrigerating machinery . . . . .	—	—	—	—	—	6,44,968	6,35,134	4,25,526	5,12,893	5,64,159
Rice and flour mill machinery . . . . .	—	—	—	—	—	4,01,893	2,32,152	1,61,600	1,35,816	1,08,595
Saw mill and wood working machinery . . . . .	—	—	—	—	—	1,80,352	1,58,239	98,000	51,795	69,468
Sewing and knitting machines and parts thereof—										
Sewing and knitting machines . . . . . No.	15,697	12,202	10,650	10,039	13,352	18,19,314	12,22,756	11,02,200	11,18,525	12,16,646
Parts of sewing and knitting machines and accessories . . . . . Value	—	—	—	—	—	1,23,084	1,27,323	89,241	1,19,364	97,494
Sugar machinery . . . . .	—	—	—	—	—	33,642	90,186	72,348	11,08,916	65,93,005
Textile machinery—										
Cotton—										
Bleaching and dyeing machinery . . . . .	—	—	—	—	—	2,25,559	89,590	3,16,376	2,96,991	3,75,227
Printing machinery . . . . .	—	—	—	—	—	3,033	18,605	6,331	1,60,463	65,112
Spinning machinery . . . . .	—	—	—	—	—	88,47,930	82,51,987	90,83,504	1,02,60,954	78,54,129
Weaving machinery . . . . .	—	—	—	—	—	51,77,137	44,14,441	57,78,144	55,11,544	50,72,006
Other sorts . . . . .	—	—	—	—	—	13,21,048	7,11,312	7,10,213	10,59,873	8,94,225
Shuttles (excluding those for sewing machines) . . . . .	—	—	—	—	—	7,48,056	7,05,775	8,00,010	7,20,128	5,70,940
Wool machinery . . . . .	—	—	—	—	—	45,890	14,676	26,781	10,117	23,935
Other sorts . . . . .	—	—	—	—	—	6,60,739	6,97,170	6,19,924	6,25,342	6,66,498

\* Shown separately from 1933-34.

TRADE AT CHIEF PORT  
BOMBAY

( 86 )

No. 12—continued  
IMPORTS—continued

PRINCIPAL AND OTHER ARTICLES	QUANTITY					VALUE				
	1929-30	1930-31	1931-32	1932-33	1933-34	1929-30	1930-31	1931-32	1932-33	1933-34
BOMBAY—continued						R	R	R	R	"
BOMBAY (CHIEF PORT)—continued										
Machinery and Millwork— continued										
Machinery, not being prime- movers or electrical machinery—continued										
Typewriters—										
Typewriters . No.	5,173	5,285	4,471	4,069	4,093	6,83,064	7,63,841	2,19,959	1,51,192	1,38,227
Parts and accessories . Value	—	—	—	—	—	90,085	84,234	42,122	39,338	37,333
Other sorts of machinery (excluding printing machinery) . "	—	—	—	—	—	62,16,316	40,80,313	39,87,770	33,55,047	30,73,232
Total of Machinery and Millwork . "	—	—	—	—	—	6,22,07,167	3,99,42,893	3,57,79,425	3,66,75,008	4,21,09,751
Manures (excluding of Oil cake)—										
Nitrogenous—										
Nitrate of Soda . Tons	1,337	70	390	408	547	1,90,206	10,695	49,854	51,461	66,814
Sulphate of Ammonia ..	4,962	5,041	4,365	6,265	7,567	7,14,264	6,90,039	5,25,325	6,47,662	7,12,391
Others . . . "	593	587	..	2	108	25,451	82,980	12	383	14,157
Compounds—										
Fish Manures . "	1,815	1,142	711	869	593	1,50,640	94,889	57,549	71,198	47,080
Others . . . "	..	..	87	19	9	..	..	20,401	2,775	2,484
Other kinds . . . "	9	1	27	8	34	618	127	3,233	3,250	4,846
Total of Manures ..	8,716	6,841	5,580	7,562	8,863	11,41,269	8,84,730	6,66,524	7,70,729	8,47,722
Matches—										
Safety, . . . Gross of Boxes	246,023	183,023	58,659	25,790	28,504	2,34,775	1,49,485	45,708	17,124	23,213
Other sorts . . . "	2,626	..	..	..	..	3,459	..	..	..	..
Total of matches . . "	249,249	183,023	58,659	25,790	28,504	2,38,234	1,49,485	45,708	17,124	23,213
Hats and matting (except wool and rubber) . Sq.Yds.	625,996	714,671	625,255	866,115	1,128,910	1,95,627	2,07,003	1,43,664	1,76,683	2,07,755
Metals and Ores—										
Aluminium—										
Unwrought (Ingots, blocks, bars) . Cwts.	4	14	21	2	74	357	1,121	1,695	138	6,474
Wrought—										
Circles . "	61,845	44,614	19,007	6,679	14,854	40,43,008	33,80,559	13,23,331	4,08,000	10,68,022
Sheets . "	1,535	614	686	426	918	1,09,097	43,566	45,955	29,758	63,367
Other manufactures ..	2,474	1,852	1,089	1,024	1,536	2,40,191	1,80,211	1,61,316	1,55,754	1,87,131
Total of Aluminium . "	65,858	47,094	21,353	8,131	17,382	53,01,648	35,55,457	15,32,299	6,53,660	13,25,894
Antifriction metal . "	1,125	1,919	337	451	231	59,492	67,970	25,803	35,706	23,927
Brass, Bronze, and similar alloys and manufactures thereof—										
Unwrought . . . "	249	916	37	291	4	21,572	43,279	1,361	3,139	157

No. 12—continued  
IMPORTS—continued

PRINCIPAL AND OTHER ARTICLES	QUANTITY					VALUE				
	1929-30	1930-31	1931-32	1932-33	1933-34	1929-30	1930-31	1931-32	1932-33	1933-34
	R	R	R	R	R	R	R	R	R	R
<b>BOMBAY—continued</b>										
<b>BOMBAY (CHIEF PORT)—continued</b>										
<b>Metals and Ores—continued</b>										
<b>Brass, etc.—continued</b>										
<b>Wrought—</b>										
Mixed or yellow metal for sheathing . . . Cwts.	164,316	163,637	194,500	263,102	221,307	84,41,636	60,22,132	68,69,127	80,01,799	60,10,032
Rods . . . "	6,891	5,798	4,169	6,059	4,137	3,09,067	2,27,848	1,13,673	1,45,956	97,610
Sheets . . . "	4,871	1,250	324	242	1,898	2,33,307	61,082	13,390	14,547	60,033
Tubes . . . "	1,080	1,298	1,035	1,456	1,593	78,894	73,578	50,439	69,078	72,890
Wire . . . "	5,476	3,026	2,587	4,814	3,232	2,90,126	1,48,319	1,00,176	1,65,638	98,401
Other sorts . . . "	6,506	9,265	4,773	7,114	8,009	4,72,830	5,05,214	3,79,434	3,61,226	5,07,167
<b>Total of Brass, etc. "</b>	<b>189,389</b>	<b>185,174</b>	<b>207,515</b>	<b>283,168</b>	<b>240,865</b>	<b>98,47,452</b>	<b>76,83,002</b>	<b>75,24,520</b>	<b>88,26,426</b>	<b>69,59,190</b>
<b>Copper—</b>										
Ore . . . . Tons	..	2	..	..	..	..	1,094	..	..	6
<b>Old, for re-manufacture Cwts</b>	<b>2,010</b>	<b>3,238</b>	<b>1,481</b>	<b>1,012</b>	<b>1,038</b>	<b>75,746</b>	<b>1,13,018</b>	<b>46,877</b>	<b>28,087</b>	<b>23,208</b>
<b>Unwrought—</b>										
Tiles, ingots cakes, bricks, and slabs . . . "	2,277	4,030	379	656	1,635	1,27,937	1,65,208	14,869	17,029	47,339
Other sorts . . . "	..	..	..	7	3	..	..	..	456	132
<b>Wrought—</b>										
Braziers . . . "	1,089	127	..	..	267	65,229	4,080	..	..	7,694
Rods . . . "	4,124	2,926	1,783	1,711	2,040	2,59,868	1,60,952	74,316	59,354	65,317
Sheets . . . "	66,719	105,182	94,289	172,047	125,322	40,98,858	49,28,717	40,40,802	58,49,146	38,46,077
Tubes . . . "	1,190	1,642	1,029	669	1,831	1,00,183	1,03,631	52,402	32,274	74,351
Wire, excluding wire of telegraph and telephone . . . "	1,616	1,421	2,313	4,845	2,402	1,15,960	77,225	86,513	1,80,888	83,880
Other manufactures . . . "	2,671	1,765	3,601	1,814	1,994	2,37,388	1,51,621	1,78,920	1,09,680	95,784
<b>Total of Copper (excluding Ore) . . . "</b>	<b>81,098</b>	<b>120,331</b>	<b>104,975</b>	<b>182,670</b>	<b>136,251</b>	<b>50,76,119</b>	<b>57,04,350</b>	<b>44,94,654</b>	<b>62,76,858</b>	<b>42,45,932</b>
<b>German silver (including nickel silver) . . . "</b>	<b>14,067</b>	<b>9,535</b>	<b>10,447</b>	<b>13,807</b>	<b>11,938</b>	<b>11,73,253</b>	<b>7,88,869</b>	<b>7,23,304</b>	<b>10,01,012</b>	<b>8,72,425</b>
<b>Iron —</b>										
Ore . . . . Tons	21	45	15	..	45	2,583	5,662	1,742	95	8,185
Pig . . . . "	690	1,476	51	190	634	55,707	1,07,090	7,110	13,243	48,080
<b>Manufactures—</b>										
Angle and tee, bolt, and rod . . . "	10	2	2	7	3	2,633	479	448	1,935	1,159
Bars and channels . . . "	358	311	123	89	176	61,462	62,693	27,682	19,147	17,892
Rice bowls . . . "	83	29	27	40	86	25,226	8,859	7,725	11,655	9,585
<b>Total of Iron (excluding Ore) . . . "</b>	<b>1,141</b>	<b>1,818</b>	<b>203</b>	<b>326</b>	<b>809</b>	<b>1,45,078</b>	<b>1,78,040</b>	<b>42,960</b>	<b>45,880</b>	<b>76,166</b>
<b>Steel—</b>										
Angle and tee . . . "	15,733	8,014	7,517	3,567	3,441	15,91,785	7,04,056	6,55,419	2,86,066	2,04,550
Spring . . . "	7	480	682	620	6	2,128	68,245	90,780	66,669	2,078
bars other than Cast Steel . . . "	55,088	22,776	21,150	14,210	15,798	58,47,213	21,49,451	18,89,853	11,86,168	15,13,159
<b>Cast—</b>										
<b>Tool, steel—</b>										
High speed . . . "	158	112	59	62	94	3,05,505	1,04,331	1,01,910	82,131	1,29,974
Carbon . . . "	280	127	85	68	53	2,16,559	66,930	45,924	34,442	39,304
Cast steel bars . . . "	64	102	58	95	59	22,127	18,932	12,686	23,375	21,795
Other cast steel . . . "	1	133	187	135	79	27,191	32,578	33,298	41,456	26,227
Ingot, blooms, billets, and slabs . . . "	396	267	444	249	210	55,778	26,313	52,840	33,627	30,710
<b>Total of Steel . . . "</b>	<b>71,835</b>	<b>32,013</b>	<b>30,141</b>	<b>18,906</b>	<b>19,753</b>	<b>60,68,236</b>	<b>32,75,800</b>	<b>28,82,703</b>	<b>17,54,435</b>	<b>20,56,267</b>

TRADE AT CHIEF PORT  
BOMBAY

( 88 )

No. 12—continued  
IMPORTS—continued

PRINCIPAL AND OTHER ARTICLES	QUANTITY					VALUE				
	1929-30	1930-31	1931-32	1932-33	1933-34	1929-30	1930-31	1931-32	1932-33	1933-34
<b>BOMBAY—continued</b>						Rs	Rs	Rs	Rs	Rs
<b>BOMBAY (CHIEF PORT)— continued</b>										
<b>Metals and Ores—continued</b>										
Iron or steel—										
Anchors and cables . Tons	101	92	47	50	26	37,278	34,802	18,456	10,025	8,600
Beams, channels, pillars, girders, and bridge- work . . . . . "	24,824	19,757	12,051	6,403	5,733	25,19,619	18,56,275	10,52,830	4,75,520	4,07,233
Bolts and nuts . . . . . "	3,564	2,407	2,091	2,142	2,435	11,88,593	7,51,009	6,49,713	7,05,324	7,15,198
Fencing materials (in- cluding fencing wire) . . . . . "	3,174	2,402	3,317	1,530	1,063	9,15,835	5,75,779	3,50,630	5,02,435	4,83,781
Hoops and strips . . . . . "	18,106	14,504	9,103	7,008	9,711	24,82,075	18,88,602	10,70,538	9,07,515	12,62,747
Nails, rivets, and washers (excluding wire nails) . . . . . "	6,040	4,631	4,435	4,471	3,777	17,03,117	12,85,060	12,37,801	12,08,608	9,05,529
Old, for re-manufacture . . . . . "	226	1,842	873	260	3,120	7,650	53,930	22,344	7,450	87,183
Pipes and fittings, cast . . . . . "	1,770	3,156	535	905	1,914	4,53,277	3,62,802	1,82,812	2,17,221	3,07,022
Rails, chairs, and fish plates (including those for rail- ways)—										
Protected—										
Bails 80 lbs. per yard and over, and fish plates therefor . . . . . "	2,385	5,801	282	217	57	2,95,680	7,28,600	61,026	32,839	6,285
Others . . . . . "	112	111	42	56	40	11,391	10,782	9,476	4,077	3,437
Not protected . . . . . "	44	5	3	313	2	9,994	2,341	609	37,350	410
Screws—										
Wood screws . . . . . "	225	312	398	360	305	1,37,998	1,80,510	2,41,815	1,75,323	1,31,371
Metal thread screws . . . . . "	30	11	8	5	..	7,996	4,334	1,014	2,116	340
Sheets and plates—										
Galvanised—										
Corrugated . . . . . "	64,727	39,180	25,506	21,835	16,785	1,30,87,251	69,90,875	54,55,400	34,77,404	27,26,301
Plain . . . . . "	7,426	6,030	5,376	5,050	3,719	16,02,276	11,50,513	11,96,294	8,48,064	6,50,354
Finned—										
Tin plates . . . . . "	9,336	5,203	1,771	1,392	2,945	29,52,550	16,99,536	4,77,773	3,99,302	8,83,552
Other sorts . . . . . "	19	..	..	..	..	10,053	..	..	..	..
Not galvanised or tinned—										
Sheets up to ½-inch thick . . . . . "	7,773	4,231	4,192	5,972	4,634	10,51,192	5,35,143	5,77,734	6,61,427	5,48,591
Plates over ½-inch thick . . . . . "	9,612	5,142	2,549	821	1,361	11,40,465	7,44,010	3,06,635	1,05,631	1,00,252
Other sorts . . . . . "	446	70	8	..	..	56,255	8,238	1,823	20	..
Sleepers and keys of steel or iron for railways . . . . . "	7,256	5,806	3,331	2,062	1,892	7,49,743	7,50,513	4,91,506	2,84,044	2,47,578
Tubes, pipes and fit- tings, wrought . . . . . "	8,396	9,466	5,817	5,104	6,650	23,50,209	26,23,515	17,35,536	13,25,332	15,72,521
Wire nails . . . . . "	1,798	1,882	1,440	2,275	2,149	2,95,438	2,03,778	2,22,567	4,11,275	3,05,036
Wire rope—										
Black . . . . . "	23	7	7	7	9	17,137	6,068	5,068	6,932	5,185
Galvanised . . . . . "	190	140	188	177	171	1,02,982	83,161	88,203	70,190	81,500
Wire, other than fencing wire . . . . . "	2,288	2,904	2,160	2,944	2,063	4,37,773	4,80,389	3,40,745	4,03,539	3,59,088
Other manufactures of iron or steel . . . . . "	7,006	6,455	6,616	5,420	6,455	23,06,440	19,33,638	14,32,810	11,60,582	13,28,768
<b>Total of Iron or Steel . . . . . "</b>	<b>187,800</b>	<b>139,701</b>	<b>90,141</b>	<b>77,794</b>	<b>77,976</b>	<b>3,59,41,167</b>	<b>2,49,57,725</b>	<b>1,72,48,304</b>	<b>1,36,43,244</b>	<b>1,35,87,517</b>
<b>Lead—</b>										
Unwrought—										
Dry . . . . . "	69	83	68	72	94	28,234	31,409	22,248	23,461	28,413
Other sorts . Cwts.	858	1,106	117	206	153	8,994	12,863	1,233	2,318	1,882
Wrought—										
Sheets . . . . . "	5,403	4,082	3,707	2,080	2,017	1,01,165	66,225	45,678	23,070	21,563
Pipes and tubes . . . . . "	4,278	4,897	3,419	3,480	4,665	86,881	80,392	56,626	56,143	67,200
Other sorts . . . . . "	2,462	1,764	1,376	1,137	1,606	50,452	38,235	22,288	24,568	28,131
<b>Total of lead (ex- cluding Ore) . . . . . "</b>	<b>12,001</b>	<b>11,810</b>	<b>8,610</b>	<b>6,903</b>	<b>6,531</b>	<b>2,47,492</b>	<b>2,07,215</b>	<b>1,25,825</b>	<b>1,06,105</b>	<b>1,18,778</b>
<b>Gold/silver . . . . . lbs.</b>	<b>68,651</b>	<b>76,610</b>	<b>98,433</b>	<b>92,826</b>	<b>77,246</b>	<b>2,68,889</b>	<b>3,10,210</b>	<b>4,12,641</b>	<b>3,28,790</b>	<b>2,06,372</b>

No. 12—continued  
IMPORTS—continued

PRINCIPAL AND OTHER ARTICLES	QUANTITY					VALUE				
	1929-30	1930-31	1931-32	1932-33	1933-34	1929-30	1930-31	1931-32	1932-33	1933-34
<b>BOMBAY—continued</b>						R	R	R	R	R
<b>BOMBAY (CHIEF PORT)—continued</b>										
<b>Metals and Ores—concluded</b>										
Solder. . . Cwts.	2,852	782	1,629	1,001	1,257	2,28,756	48,132	83,424	48,581	1,01,408
<b>Tin—</b>										
Unwrought (blocks, ingots, bars, and slabs) . . . "	13,254	14,092	12,139	12,544	7,745	18,19,288	18,07,969	11,31,285	12,04,584	11,25,219
<b>Wrought—</b>										
Folia . . . "	67	119	18	582	85	13,187	19,230	1,467	43,132	4,058
Other sorts . . . "	12	6	12	14	59	2,314	1,072	1,000	1,892	4,631
<b>Total of Tin . . . "</b>	<b>13,383</b>	<b>14,217</b>	<b>12,169</b>	<b>13,140</b>	<b>7,893</b>	<b>18,34,784</b>	<b>13,88,271</b>	<b>11,34,242</b>	<b>13,09,408</b>	<b>11,34,608</b>
<b>Zinc or Spelter—</b>										
Unwrought . . . "	16,862	11,937	10,024	8,720	11,020	3,13,201	1,66,790	2,04,230	1,09,548	1,30,149
Wrought or manufactured . . . "	9,058	6,918	4,808	4,756	6,549	2,32,439	1,40,416	84,562	88,239	1,24,831
Other sorts . . . "	4	..	..	6	1	100	2	..	78	37
<b>Total of Zinc or Spelter . . . "</b>	<b>25,924</b>	<b>18,855</b>	<b>23,892</b>	<b>13,482</b>	<b>17,570</b>	<b>5,45,740</b>	<b>3,07,208</b>	<b>2,88,792</b>	<b>1,97,865</b>	<b>2,55,017</b>
<b>Metals, unenumerated . . . "</b>	<b>3,820</b>	<b>5,386</b>	<b>2,009</b>	<b>3,285</b>	<b>2,624</b>	<b>1,84,186</b>	<b>1,71,980</b>	<b>1,03,806</b>	<b>1,07,906</b>	<b>2,16,808</b>
<b>Ores, unenumerated Tons</b>	<b>..</b>	<b>7</b>	<b>3</b>	<b>..</b>	<b>16</b>	<b>..</b>	<b>1,913</b>	<b>1,860</b>	<b>..</b>	<b>3,195</b>
<b>Total of Metals . . . "</b>	<b>281,368</b>	<b>194,296</b>	<b>140,291</b>	<b>123,369</b>	<b>120,775</b>	<b>6,89,72,342</b>	<b>4,86,45,168</b>	<b>3,66,22,847</b>	<b>3,48,36,334</b>	<b>3,09,47,083</b>
<b>Total of Ores . . . "</b>	<b>90</b>	<b>137</b>	<b>84</b>	<b>72</b>	<b>155</b>	<b>30,317</b>	<b>40,078</b>	<b>25,850</b>	<b>23,550</b>	<b>34,858</b>
<b>Total of Metals and Ores . . . "</b>	<b>281,458</b>	<b>194,433</b>	<b>140,285</b>	<b>123,441</b>	<b>120,930</b>	<b>6,89,58,159</b>	<b>4,86,85,246</b>	<b>3,66,48,697</b>	<b>3,48,59,884</b>	<b>3,09,82,941</b>
<b>Oils—</b>										
<b>Animal—</b>										
Fish Oil . . . { Cwts. & Gals.	1,742 21,305	3,044 30,975	981 12,226	17,779 219,917	2,078 25,592	47,524 d	83,337	18,322	2,01,646	29,760
Other kinds . . . { Cwts. & Gals.	362 4,488	30 367	26 333	109 1,359	27 354	12,413	1,227	1,093	2,755	683
<b>Essential—</b>										
Synthetic . . . { Lbs. & Gals.	25,783 2,870	10,904 2,211	18,106 2,004	28,680 3,143	26,030 2,840	1,41,336	98,783	91,600	1,70,946	1,68,201
<b>Natural—</b>										
Eucalyptus . . . { Lbs. & Gals.	4,427 458	1,509 168	3,385 426	4,909 642	4,380 478	14,564	4,091	12,349	8,722	11,093
Lemon . . . { Lbs. & Gals.	4,437 405	2,878 323	3,294 363	2,880 307	3,384 378	30,777	11,806	11,820	9,400	10,689
Peppermint . . . { Lbs. & Gals.	12,256 1,363	6,954 774	9,470 1,050	11,904 1,314	14,818 1,630	77,897	83,066	42,748	45,158	50,008
Other sorts . . . { Lbs. & Gals.	85,510 9,480	94,980 10,004	94,471 10,566	82,723 9,142	90,891 10,989	1,48,067	1,47,848	1,04,202	1,24,158	1,63,907
<b>Mineral—</b>										
Fuel Oils . . . { Tons & Gals.	200,027 49,099,974	198,445 49,278,458	202,562 50,456,710	244,498 60,640,261	237,733 59,450,186	99,68,063	99,64,023	1,02,03,910	1,14,64,138	1,07,25,721
<b>Kerosene—</b>										
In bulk . . . "	89,011,629	30,282,043	25,198,978	22,850,256	20,210,592	1,94,66,677	1,52,99,331	1,27,67,692	68,20,949	43,82,807
In tins . . . "	821,111	2,047,027	982,379	576	82,702	6,58,685	14,40,808	6,80,178	359	60,568





No. 12—continued  
IMPORTS—continued

PRINCIPAL AND OTHER ARTICLES	QUANTITY					VALUE					
	1929-30	1930-31	1931-32	1932-33	1933-34	1929-30	1930-31	1931-32	1932-33	1933-34	
BOMBAY—continued											
BOMBAY (CHIEF PORT)—contd.											
Paper and Pasteboard—contd.											
Paper—contd.											
Other kinds of paper	Cwts.	19,871	20,768	25,718	39,021	38,560	8,67,820	9,41,003	8,35,529	11,01,972	11,25,868
Paper manufactures	"	4,686	4,518	5,213	5,152	5,702	2,44,728	2,42,177	2,48,502	3,03,667	3,03,446
Pasteboard, mill-board, and cardboard of all kinds—											
Straw boards	"	127,398	137,118	118,041	153,430	92,185	7,19,369	7,62,459	6,78,279	9,12,919	4,14,716
Other kinds	"	20,950	20,680	31,497	50,400	44,881	3,89,688	3,51,358	4,70,575	9,94,646	5,54,524
Manufactures of pasteboard, millboard and cardboard	"	1,325	963	902	453,205	1,919	77,497	47,040	45,545	44,438	82,080
Total of Paper and Pasteboard	"	900,887	755,009	749,554	1,351,401	850,137	1,27,51,010	98,85,114	95,41,172	1,19,56,914	95,07,159
Papermaking Materials—											
Pulp of wood	"	18,238	19,403	36,716	29,123	39,027	2,93,346	1,80,690	3,17,094	2,26,146	2,89,179
Rags and other materials	"	5	38	..	..	..	100	1,076	..	..	..
Total	"	18,243	19,441	36,716	29,123	39,027	2,93,446	1,81,771	3,17,094	2,26,146	2,89,179
Paraffin Wax	Tons	448	471	269	102	113	1,39,785	1,22,233	62,462	29,677	31,740
Perfumery of refined spirits	Value	—	—	—	—	—	1,11,786	75,104	1,14,994	1,14,440	76,534
Pitch and Tar—											
Coal tar and pitch	Cwts.	22,799	28,211	38,256	39,082	35,208	95,299	1,16,711	1,48,478	1,31,170	99,393
Stockholm tar and pitch	"	823	1,539	1,632	1,495	1,530	3,735	17,745	18,361	16,334	16,413
Total of Pitch and Tar	"	23,622	29,750	39,888	40,577	36,738	1,04,034	1,33,456	1,66,839	1,47,504	1,15,806
Polishes—											
Polishes and compositions for application to leather	Value	—	—	—	—	—	4,96,708	3,96,722	3,93,811	3,72,690	3,97,027
Polishes and compositions for application to metals	"	—	—	—	—	—	1,57,808	1,21,232	1,31,005	1,54,316	1,77,803
Wood polish	"	—	—	—	—	—	44,208	44,543	21,260	29,415	58,588
Other sorts	"	—	—	—	—	—	44,780	50,767	27,485	52,083	85,318
Total of Polishes	"	—	—	—	—	—	7,43,004	6,16,312	5,74,467	6,08,504	7,18,790
Precious Stones and pearls, unset—											
Diamonds*	"	—	—	—	—	—	45,62,468	27,99,080	24,05,321	20,21,607	32,93,376
Other Precious stones and pearls	"	—	—	—	—	—	1,03,683	1,02,129	56,804	72,289	1,64,499
Total of Precious stones and pearls, unset	"	—	—	—	—	—	23,41,630	10,90,450	10,54,444	10,05,681	11,04,274
Printing and Lithographing machinery and materials (excluding paper)—											
Printing and Lithographing Presses	"	—	—	—	—	—	5,54,766	5,74,287	4,59,348	4,03,956	6,17,446
Printing type	Cwts.	557	512	314	420	334	92,945	72,120	57,153	60,014	51,069
Printers' and Lithographer's ink	Value	—	—	—	—	—	2,02,719	2,33,788	2,95,404	2,30,494	2,79,770
Other materials	"	—	—	—	—	—	2,81,104	2,06,680	2,02,469	1,64,790	2,25,074
Total, Printing, etc.	"	—	—	—	—	—	12,21,534	10,80,681	10,14,374	9,61,263	11,73,359
Prints, Engravings, and Pictures—											
Photographs and picture post-cards	"	—	—	—	—	—	88,510	44,993	33,440	17,706	28,387
Others	"	—	—	—	—	—	2,22,444	1,50,952	3,76,628	1,11,125	58,225
Total of Prints, etc.	"	—	—	—	—	—	3,08,954	1,99,960	4,10,077	1,28,921	86,612
Provisions and Oilman's stores (including Fish and fruits, and vegetables canned or bottled)—											
Bacon and hams	Cwts.	3,216	2,904	1,578	2,235	4,475	3,22,476	2,89,579	1,29,844	1,07,274	3,51,746
Biscuits and cakes	"	6,849	4,955	4,134	4,051	6,674	7,45,683	5,20,356	4,07,882	3,90,608	5,99,897
Butter (including ghee)	"	131	181	303	401	1,003	18,927	23,858	35,000	37,763	30,019
Canned and bottled provisions (not specified elsewhere)—											
Canned or bottled fruits	"	6,346	5,171	1,777	3,211	3,452	2,66,908	2,13,396	43,798	63,450	1,95,332
Tinned or canned fish	"	1,585	1,770	304	555	2,105	90,559	93,456	11,540	24,778	90,032
Vegetable Products (Vegetable ghee, etc.)	"	101,468	104,213	40,182	18,703	1,310	40,70,361	38,80,390	14,07,225	7,32,685	48,337
Others	"	42,383	42,401	49,115	45,128	23,028	27,99,576	25,00,473	20,90,536	23,14,091	10,76,333
Cheese (including canned)	"	2,943	2,593	1,250	1,676	2,996	3,18,952	2,61,702	1,07,568	1,37,686	2,39,175
Cocoa and chocolate	"	306	191	292	545	822	26,339	17,486	21,638	30,278	63,169

\* Inclusive of imports by postal packets referred to Collectors of Customs for assessment from 1922-23.

TRADE AT CHIEF PORT  
BOMBAY

( 92 )

No. 12—continued  
IMPORTS—continued

PRINCIPAL AND OTHER ARTICLES	QUANTITY					VALUE				
	1929-30	1930-31	1931-32	1932-33	1933-34	1929-30	1930-31	1931-32	1932-33	1933-34
<b>BOMBAY—continued</b>										
<b>BOMBAY (CHIEF PORT)—continued</b>										
Provisions and Ollman's Stores, etc.—continued										
Confectionery Cwts.	8,485	6,830	6,232	5,952	7,050	7,90,486	6,16,884	5,30,723	4,62,083	5,81,197
Farinaceous and patent foods in bulk Cwts.	50,749	59,631	66,549	71,007	59,252	6,29,906	6,25,408	6,56,282	6,06,652	4,57,927
Milk foods for infants and invalids (wholly or mainly milk) "	2,416	1,735	1,290	1,353	3,531	5,15,752	3,81,796	2,45,684	2,19,030	3,14,406
Other sorts "	4,182	4,548	1,124	2,611	6,740	2,20,778	2,22,403	95,516	1,95,960	5,04,799
Ghee . . . "	80	399	776	116	138	5,087	26,294	51,444	7,785	7,756
Teaclass . . . "	240	270	267	666	156	57,189	63,806	62,389	92,022	10,025
Jams and jellies Milk, condensed and preserved, including milk cream "	3,944	3,371	468	1,584	4,502	1,02,331	1,55,474	13,789	53,781	1,57,040
Pickles, chutnies, sauces, and condiments "	5,040	4,470	4,022	4,832	8,317	2,97,655	2,48,013	1,03,621	1,68,400	2,70,439
Other sorts of Provisions . . . Value	861	254	347	756	1,489	57,867	41,220	45,700	74,464	1,32,616
Total of provisions, etc. . . "	---	---	---	---	---	1,80,551	4,00,030	6,05,401	11,11,892	8,21,225
<b>Rubber—</b>										
Raw . . . Lbs.	119,444	138,533	208,408	80,955	435,995	99,709	89,957	74,815	15,917	97,094
Manufactures—										
Pneumatic motor covers No.	139,597	123,133	97,563	100,001	113,006	61,77,340	54,72,038	36,33,956	45,25,903	38,70,726
Pneumatic motor tubes . . . "	138,296	125,571	105,143	110,557	106,831	9,93,486	9,34,705	6,12,584	7,02,450	5,31,264
Pneumatic motor cycle covers . . . "	2,313	2,353	2,230	2,214	2,006	34,624	34,424	22,470	31,845	25,554
Pneumatic motor cycle tubes . . . "	3,904	4,367	4,423	4,430	3,013	12,182	14,206	10,050	11,029	8,315
Pneumatic cycle covers . . . "	379,361	409,816	606,668	480,793	527,288	6,40,895	7,71,083	10,61,432	6,78,100	6,83,740
Pneumatic cycle tubes . . . "	508,592	509,936	774,810	644,916	716,515	5,20,148	5,02,012	5,99,868	8,35,597	3,75,537
Solid rubber tyre for motor vehicles . . . "	2,719	1,214	1,341	1,250	1,693	3,05,651	1,59,671	1,74,177	1,52,359	2,05,906
Other Manufactures except apparel and boots and shoes . . . Value	---	---	---	---	---	8,63,767	7,63,030	7,75,607	7,89,411	8,17,464
Total of Rubber . . . "	---	---	---	---	---	97,46,802	87,41,906	69,70,954	72,38,091	66,24,659
<b>Seeds—</b>										
Oil-seeds—										
Essential . . . Tons	876	326	483	374	311	4,41,400	1,44,021	1,71,360	1,12,641	1,15,522
Non-essential—										
Copra or coconut kernel . . . "	40	436	767	3,408	17,868	15,587	1,41,986	2,23,026	7,15,515	27,26,819
Linseed . . . "	125	22	43	23	..	21,910	2,835	3,555	1,771	..
Sesamum (til or jiljil) . . . "	11	299	86	..	..	1,634	41,027	9,585	..	..
Others . . . "	1,273	824	693	137	48	2,06,203	1,14,865	76,852	10,187	6,039
Other than Oil-seeds . . . "	92	208	196	110	84	17,459	47,230	38,123	17,521	19,208
Total of Seeds . . . "	2,416	2,115	2,263	4,052	18,311	7,04,253	4,69,064	5,23,010	8,69,035	28,68,488
<b>Shells and Cowries—</b>										
Cowries . . . Cwts.	7,597	8,052	13,713	7,768	4,584	42,770	36,798	61,957	35,270	20,296
Shells—										
Shells (chanks, sankhli, large ornamental shells, cowras, mother-of-pearl shells, and oyster shells) . . . "	1,196	1,219	1,230	98	191	32,765	29,852	29,005	6,918	3,638
Tortoise shell (including nakhla or nakli) . . . Lbs.	20,143	14,377	18,661	27,910	14,718	34,375	21,535	24,848	33,725	14,772
Total of Shells and Cowries . . . Value	---	---	---	---	---	1,09,910	91,180	1,15,810	75,008	38,706
Smoker's requisites (including Tobacco) . . . "	---	---	---	---	---	1,82,581	88,254	78,032	54,101	1,32,315

No. 12—continued  
IMPORTS—continued

PRINCIPAL AND OTHER ARTICLES	QUANTITY					VALUE				
	1929-30	1930-31	1931-32	1932-33	1933-34	1929-30	1930-31	1931-32	1932-33	1933-34
BOMBAY—continued										
BOMBAY (CHIEF PORT)—continued										
Soap—						R	R	R	R	R
Household and laundry soap in bars or tablets Cwts.	175,320	110,077	108,386	90,000	98,200	45,92,135	24,57,339	20,07,974	17,35,027	16,06,427
Toilet soap . . . . .	13,074	7,432	7,889	8,699	15,052	14,01,863	7,10,373	8,05,824	7,37,631	8,07,108
Other sorts . . . . .	2,036	3,426	4,749	3,328	1,981	1,16,660	1,18,592	1,60,866	1,45,483	71,081
Total of Soap . . . . .	191,930	120,935	121,024	111,627	115,293	61,10,658	32,86,294	29,74,664	26,18,141	25,44,706
Spices—										
Betelnute . . . . .	199,736	133,294	135,747	201,646	204,523	23,69,523	18,51,500	18,90,585	23,38,464	18,45,758
Cassia . . . . .	32,023	32,405	30,267	28,017	31,037	4,80,411	4,56,208	4,02,043	3,57,812	3,52,407
Cloves . . . . .	66,151	51,516	65,544	49,703	57,744	36,83,070	28,84,299	31,07,585	26,20,537	26,68,900
Glucose . . . . .	3,434	1,730	294	501	942	1,18,447	54,723	8,800	18,071	13,840
Nutmegs . . . . .	5,150	4,800	4,837	4,657	4,014	4,21,816	2,67,423	2,56,605	1,94,522	1,76,460
Pepper . . . . .	3,232	6,131	5,860	8,237	6,374	3,03,070	4,49,996	3,64,577	4,11,238	2,09,518
Other sorts . . . . .	3,313	2,654	2,313	3,281	1,001	2,52,553	1,84,443	1,66,457	1,50,045	1,11,312
Total of Spices . . . . .	313,041	232,696	244,862	295,942	307,435	61,28,893	61,51,597	62,37,042	60,96,189	53,67,315
Starch, Dextrine and Farina—										
Starch . . . . .	85,747	56,943	88,901	72,988	91,340	10,67,840	5,95,267	7,05,249	6,72,028	7,14,468
Farina and potato flour . . . . .	59,907	69,148	97,434	83,822	75,045	5,41,751	4,85,800	7,18,590	6,15,685	5,47,410
Sago flour . . . . .	120,131	153,082	168,524	190,529	204,356	8,93,552	9,54,524	8,50,071	8,06,927	8,37,759
Dextrine (a) . . . . .	—	—	—	18,772	18,488	—	—	—	1,63,990	1,68,809
Total of Starch, Dextrine and Farina . . . . .	265,785	280,073	349,859	375,091	389,738	25,03,143	20,35,651	23,68,910	23,51,600	22,68,321
Stationery—										
Stationery (excluding paper)— Pencils (excluding slate pencils) Dozens	933,489	388,280	791,631	1,307,591	1,181,800	2,17,999	86,529	1,14,267	1,54,281	1,92,604
Other sorts . . . . . Value	—	—	—	—	—	32,30,938	23,75,229	21,51,480	21,79,032	18,51,327
Total of Stationery . . . . .	—	—	—	—	—	34,48,937	24,61,758	22,65,697	23,33,303	20,43,931
Stones and Marble—										
Stone and marble . . . . . Tons	5,966	2,772	2,655	4,375	5,727	2,22,546	1,69,682	1,35,858	1,97,679	2,41,457
Articles of stone and marble . . . . .	51	100	41	57	150	30,309	71,875	26,664	44,286	63,726
Total of Stone and Marble . . . . .	5,967	2,872	2,696	4,432	5,877	2,52,855	2,41,457	1,62,522	2,41,965	3,05,183
Sugar—										
Sugar, 16 Dutch standard and above (b) . . . . .	154,330	—	—	—	—	2,74,98,571	—	—	—	—
Sugar 23 Dutch standard and above . . . . .	—	169,129	67,018	103,121	93,736	—	1,95,84,079	76,07,028	1,06,75,009	96,20,011
Sugar below 23 Dutch standard but not below 16 Dutch standard . . . . .	—	11,109	3,010	3	—	—	12,00,437	3,01,144	969	67
Sugar, 15 Dutch standard and below . . . . .	806	152	429	1	..	1,20,622	37,604	1,06,041	360	100
Beet sugar . . . . .	61,264	34,878	61,214	8,770	4,504	1,15,17,882	39,68,940	61,50,290	8,16,371	4,00,039
Molasses . . . . .	1,051	1,173	237	..	..	46,775	68,980	15,118	..	113
Total of Sugar . . . . .	217,461	216,591	131,958	111,904	98,540	3,01,83,850	2,48,60,640	1,41,80,527	1,16,72,709	1,00,17,230

(a) Introduced from 1932-33.  
(b) Sub-divided from 1930-31.

TRADE AT CHIEF PORT  
BOMBAY

( 94 )

No. 12—continued  
IMPORTS—continued

PRINCIPAL AND OTHER ARTICLES	QUANTITY					VALUE				
	1929-30	1930-31	1931-32	1932-33	1933-34	1929-30	1930-31	1931-32	1932-33	1933-34
<b>BOMBAY—continued</b>						B	B	R	R	R
<b>BOMBAY (CHIEF PORT)—continued</b>										
<b>Tallow and Stearine—</b>										
Grease (excluding mineral grease) Cwts.	475	1,412	711	1,325	240	17,379	85,849	14,500	29,160	6,204
Othersorts . . . . .	82,667	83,580	98,740	105,256	84,060	25,43,619	21,55,868	10,28,011	18,03,871	14,71,954
<b>Total of Tallow and Stearine . . . . .</b>	<b>83,142</b>	<b>84,992</b>	<b>99,451</b>	<b>106,581</b>	<b>84,300</b>	<b>25,60,998</b>	<b>21,91,151</b>	<b>10,42,511</b>	<b>19,23,331</b>	<b>14,78,218</b>
<b>Tea—</b>										
Black . . . . . Lbs.	2,567,472	1,695,669	2,490,978	1,561,693	728,838	16,98,408	11,10,816	15,09,177	9,45,426	4,60,416
Green . . . . .	3,558,440	2,758,620	2,909,341	3,005,552	3,306,758	18,67,296	19,83,204	10,33,217	18,27,804	16,94,396
<b>Total of Tea . . . . .</b>	<b>6,125,912</b>	<b>4,454,289</b>	<b>5,400,319</b>	<b>4,567,245</b>	<b>4,035,596</b>	<b>35,65,702</b>	<b>30,94,019</b>	<b>25,42,394</b>	<b>27,73,230</b>	<b>21,54,812</b>
Telephones, materials for construction and accessories (excluding electrical) Value	—	—	—	—	—	1,54,120	65,432	4,138	1,082	15,743
<b>Textile—</b>										
<b>Cotton—</b>										
Raw . . . . . Tons	23,913	57,780	75,809	82,175	41,482	3,41,12,236	6,32,59,203	6,79,11,907	7,04,25,141	8,41,96,653
Waste . . . . . Cwts.	3	6	..	..	..	12	150	..	17	..
<b>Twist and yarn—</b>										
Grey (unbleached)—										
Nos. 1 to 10 Lbs.	112,020	..	..	..	8,000	65,900	..	..	..	3,500
.. 11 to 15 ..	..	..	810	..	11,600	..	..	746	..	4,350
.. 16 to 20 ..	499	24,580	15,235	604,500	131,821	520	12,846	7,304	3,05,000	75,862
.. 21 to 25 ..	..	343	..	..	..	..	430	..	..	..
.. 26 to 30 ..	238,219	32,464	12,872	5,050	10,900	2,76,348	28,741	10,818	4,082	9,076
.. 31 to 40 ..	5,433,119	2,568,438	3,120,289	4,766,346	1,562,554	58,53,574	31,94,250	21,49,261	31,11,172	10,29,008
.. 41 to 50 ..	728,802	212,616	61,620	131,685	209,517	9,14,046	2,40,450	58,332	1,20,498	1,95,465
.. 51 to 60 ..	938,178	206,739	69,883	131,724	68,368	11,77,703	2,17,911	94,464	1,13,551	63,460
.. 61 to 100 ..	494,825	125,906	62,608	66,141	168,138	8,13,859	1,94,021	86,002	61,167	1,88,058
Above No. 100 ..	33,120	23,842	400	2,151	2,168	82,849	49,786	762	3,151	3,268
Twofolds (doubles) ..	3,694,828	2,270,689	2,578,732	3,422,816	2,320,448	47,50,748	24,44,359	25,87,495	30,60,509	20,58,214
<b>White (bleached)—</b>										
Nos. 26 to 30 ..	10,200	..	..	4,927	3,922	13,337	..	..	1,027	3,637
Others . . . . .	10,350	1,854	4,347	30,155	1,800	21,757	3,135	6,733	27,658	3,012
<b>White twofolds (doubles) . . . . .</b>	<b>1,923,476</b>	<b>1,766,489</b>	<b>1,585,053</b>	<b>1,740,895</b>	<b>1,358,685</b>	<b>26,26,875</b>	<b>20,30,701</b>	<b>15,19,164</b>	<b>15,94,373</b>	<b>12,11,495</b>
<b>Coloured—</b>										
Nos. 26 to 30 ..	10,865	1,710	6	..	..	13,678	2,729	4	..	..
.. 31 to 40 ..	208,999	21,278	22,771	3,140	10,950	8,03,377	27,811	24,586	2,531	10,039
.. 41 to 50 ..	23,400	13,495	12,000	14,012	10,000	29,613	16,446	22,958	12,836	9,600
Others . . . . .	2,151	1,540	..	900	5,068	3,274	1,390	..	847	5,996
Twofolds (doubles) ..	70,809	35,374	4,970	160	1,943	1,24,122	58,381	5,513	492	1,772
<b>Mercerised cotton yarn—</b>										
Nos. 1 to 20 . . . . .	18,676	5,100	..	..	1,000	20,287	4,554	..	..	660
Above No. 50 . . . . .	..	..	..	2,060	..	..	..	..	1,997	..
Others . . . . .	2,400	1,500	1,500	3,318	400	3,571	1,631	2,020	4,698	341
Twofolds (doubles) ..	5,273,301	2,868,766	4,493,117	6,449,149	3,650,519	99,28,656	42,58,763	66,89,573	79,02,448	37,94,327
Unspecified descriptions of Twist and Yarn ..	20,425	6,294	14,748	12,242	5,808	34,607	14,259	30,171	20,011	11,597
<b>Total of Twist and Yarn . . . . .</b>	<b>19,240,961</b>	<b>10,189,042</b>	<b>12,091,010</b>	<b>17,391,371</b>	<b>9,593,584</b>	<b>2,70,58,986</b>	<b>1,17,98,567</b>	<b>1,82,95,914</b>	<b>1,64,59,559</b>	<b>86,82,186</b>
<b>Manufactures—</b>										
Blankets . . . . . Lbs.	25,966	35,718	8,222	15,262	14,171	16,183	14,743	7,548	12,413	10,683
Canvas . . . . . Yds.	538,019	468,629	209,681	328,076	175,892	4,01,397	2,77,468	1,49,586	1,96,718	2,07,004
<b>Handkerchiefs and shawls in the piece—</b>										
Handkerchiefs No.	3,657,498	604,446	23,143	738,875	715,276	5,12,739	57,001	2,450	71,157	53,746
Shawls . . . . .	1,049	..	..	1,566	..	3,417	..	..	1,583	..
<b>Hosiery—</b>										
Stockings and Socks Doz. pairs	444,233	274,740	385,798	404,150	406,211	9,09,840	4,20,530	4,39,331	4,85,485	4,46,634
Underwear . . . . . Dozs.	436,939	282,518	314,509	661,346	701,786	18,40,419	8,92,522	7,92,222	12,01,167	13,34,496
Other kinds . . . . . Value	..	..	..	..	..	40,479	16,360	7,741	59,804	1,04,335
<b>Total of Hosiery . . . . .</b>	<b>..</b>	<b>..</b>	<b>..</b>	<b>..</b>	<b>..</b>	<b>26,90,738</b>	<b>13,29,412</b>	<b>12,39,294</b>	<b>17,46,456</b>	<b>18,85,464</b>
<b>Lace and patent net . . . . . Yds.</b>	<b>1,205,788</b>	<b>481,344</b>	<b>615,192</b>	<b>828,202</b>	<b>924,943</b>	<b>6,18,442</b>	<b>2,19,934</b>	<b>3,02,957</b>	<b>8,69,583</b>	<b>3,93,000</b>

No. 12—continued  
IMPORTS—continued

PRINCIPAL AND OTHER ARTICLES	QUANTITY					VALUE				
	1929-30	1930-31	1931-32	1932-33	1933-34	1929-30	1930-31	1931-32	1932-33	1933-34
						R	R	R	R	R
<b>BOMBAY—continued</b>										
<b>BOMBAY (CHIEF PORT)—continued</b>										
<b>Textiles—continued</b>										
<b>Cotton—continued</b>										
<b>Manufactures—continued</b>										
<b>Piece goods—</b>										
<b>Grey (unbleached)—</b>										
<b>Plain Grey—</b>										
Chadars . . . Yards	..	60	..	..	..	..	14	..	..	..
Dhutis, Saris and Scarves . . . "	1,600	..	..	..	..	450	..	..	..	..
Drills and Jeans . . "	6,320,692	927,124	1,048,471	718,777	582,772	17,56,810	2,12,711	2,46,306	1,49,084	1,06,753
Jaconets, includ- ing Madapollams, Mulls and Cam- brics . . . "	19,704,408	5,868,415	10,314,874	13,277,078	10,275,030	31,91,655	7,02,097	10,15,482	14,32,073	11,22,229
Longcloth and Shirt- ings . . . "	132,984,777	51,146,211	48,164,596	61,033,839	51,480,112	3,02,71,087	1,01,08,000	81,17,896	87,14,925	68,80,007
Sheetings . . . "	11,573,050	3,044,543	3,709,705	4,692,883	1,392,273	27,19,458	5,45,825	6,31,323	7,41,106	2,24,065
T Cloth and Do- mestics . . . "	11,070	..	..	..	..	3,000	..	..	..	..
Unspecified des- criptions . . . "	1,073,753	307,947	1,158,593	790,388	716,261	2,17,529	43,097	1,36,732	91,905	74,014
<b>Total, Plain Grey</b> ..	<b>171,678,599</b>	<b>61,234,300</b>	<b>64,391,539</b>	<b>80,512,164</b>	<b>64,595,048</b>	<b>3,80,08,899</b>	<b>1,19,42,603</b>	<b>1,01,40,834</b>	<b>1,11,29,093</b>	<b>78,66,508</b>
<b>Bordered Grey—</b>										
Dhutis, Saris and Scarves . . . "	20,528,770	4,194,120	386,817	3,913,347	3,341,208	53,16,632	930,123	62,714	6,37,806	5,26,527
Unspecified des- criptions . . . "	5,948	15,432	..	..	..	2,941	5,343	..	..	..
<b>Total, Bordered Grey</b> ..	<b>20,534,727</b>	<b>4,209,552</b>	<b>386,817</b>	<b>3,913,347</b>	<b>3,341,208</b>	<b>53,49,623</b>	<b>935,466</b>	<b>62,714</b>	<b>6,37,806</b>	<b>5,26,527</b>
<b>Total, Grey (un- bleached Plain and Bordered)</b> ..	<b>192,213,326</b>	<b>65,443,852</b>	<b>64,778,356</b>	<b>84,425,511</b>	<b>67,936,256</b>	<b>4,34,18,512</b>	<b>1,28,78,159</b>	<b>1,02,12,548</b>	<b>1,17,66,899</b>	<b>83,93,035</b>
<b>White (bleached)—</b>										
Chadars . . . "	8,960	..	..	..	..	1,260	..	..	..	..
Checks, Spots, and Stripes . . . "	946,693	248,959	307,333	1,064,793	1,046,583	3,48,510	78,501	90,921	2,93,695	3,04,785
Dhutis, Saris, and Scarves . . . "	13,588,873	2,662,132	138,838	279,530	2,629,261	47,83,536	7,90,023	25,609	69,515	6,72,314
Drills and Jeans . . "	3,363,235	1,146,246	1,089,882	1,770,146	2,503,808	18,57,928	6,09,016	4,91,593	7,72,201	10,55,691
Flannel and Flannelettes . . . "	22,641	19,380	24,539	45,022	2,492	8,036	5,848	5,713	9,097	2,905
Jaconets, Mada- pollams, Cam- brics, and Muslins . . . "	3,071,886	1,583,255	4,098,116	5,897,816	4,094,850	13,54,402	5,37,003	11,91,244	20,28,691	11,93,281
Lawns . . . "	406,440	330,640	405,253	685,236	307,282	1,30,283	1,00,144	1,21,637	2,21,344	68,353
Longcloth and Shirtings . . . "	24,255,738	13,205,777	14,497,561	20,080,421	24,304,483	76,26,325	37,30,250	38,03,505	54,65,385	41,81,511
Mulls . . . "	38,749,499	15,554,597	13,047,702	27,140,591	20,520,026	1,02,59,982	31,45,572	2,98,565	42,74,360	32,78,290
Nainsooks . . . "	12,265,923	6,036,174	4,037,167	7,216,859	3,009,201	26,39,996	8,04,329	5,56,156	8,65,583	4,49,710
Sheetings . . . "	57,548	22,702	25,457	10,298	5,502	51,552	16,696	18,740	9,403	5,162
Twill . . . "	4,145,399	1,585,189	781,960	2,218,275	2,885,869	14,43,093	4,86,583	2,11,789	5,72,460	7,07,901
Unspecified des- criptions . . . "	1,540,393	356,303	249,888	447,520	163,738	6,83,763	1,79,000	1,39,901	2,16,045	60,080
<b>Total of White (bleached)</b> ..	<b>102,477,739</b>	<b>42,750,864</b>	<b>33,703,756</b>	<b>75,893,317</b>	<b>63,472,390</b>	<b>3,12,29,572</b>	<b>1,05,74,112</b>	<b>85,45,492</b>	<b>1,17,91,779</b>	<b>1,10,29,119</b>

TRADE AT CHIEF PORT  
BOMBAY

No. 12—continued  
IMPORTS—continued

PRINCIPAL AND OTHER ARTICLES	QUANTITY					VALUE				
	1929-30	1930-31	1931-32	1932-33	1933-34	1929-30	1930-31	1931-32	1932-33	1933-34
						R	R	R	R	
<b>BOMBAY—continued</b>										
<b>BOMBAY (CHIEF PORT)—continued</b>										
<b>Textiles—continued</b>										
<b>Cotton—concluded</b>										
<b>Manufactures—concluded</b>										
<b>Piece-goods—continued</b>										
<b>Coloured, printed, or dyed—</b>										
<b>Printed-goods—</b>										
<b>Cambrics including Madapollams, Mullins, Mulls and Jaconets . Yards</b>										
	6,827,460	1,725,876	737,744	2,181,926	2,283,351	21,60,515	5,35,920	1,88,499	4,98,916	5,79,273
Checks, spots and stripes . . . . .	246,166	24,627	54,116	845,786	443,341	73,604	9,621	18,300	1,00,114	91,063
Drills and Jeans . . . . .	15,253,936	4,375,476	5,194,982	20,340,002	29,230,978	38,12,754	9,26,963	8,46,330	34,80,097	37,58,170
Flannel and Flannelettes . . . . .	1,856,341	286,452	614,688	1,902,030	434,553	4,38,086	55,053	1,18,885	2,73,092	59,700
Prints and Chintz . . . . .	38,384,654	16,058,391	11,104,445	27,181,890	14,541,970	1,90,16,822	38,15,530	22,20,554	48,52,579	26,16,855
Saris and Scarves . . . . .	15,348,185	4,965,954	1,263,694	6,897,151	7,477,114	58,91,848	15,66,383	3,70,519	19,72,754	18,03,572
Sateens . . . . .	1,327,375	673,441	36,702	479,359	333,666	5,51,400	2,10,281	11,577	1,62,923	1,04,013
Shirtings . . . . .	7,297,438	4,266,602	3,475,557	29,029,285	19,909,047	16,44,262	8,91,612	12,67,646	33,34,406	18,68,810
Twills . . . . .	1,622,217	428,843	144,728	1,164,857	730,139	4,41,250	88,285	33,978	2,37,652	1,49,887
Unspecified descriptions . . . . .	818,357	174,385	39,874	1,081,711	1,272,280	1,91,496	47,281	18,887	2,37,305	2,95,794
Total of Printed Goods . . . . .	88,982,129	32,980,047	27,669,530	97,710,612	73,669,039	2,52,22,937	81,47,584	50,94,181	1,51,90,843	1,13,27,737
<b>Dyed goods—</b>										
<b>Cambrics including Madapollams, Mullins, Mulls and Jaconets . . . . .</b>										
	12,862,013	5,158,007	5,349,552	10,950,346	8,183,069	43,01,829	13,35,304	15,06,373	30,57,538	16,23,465
Checks, spots and stripes . . . . .	5,110,023	1,323,442	699,580	2,057,355	2,284,861	25,28,984	5,71,020	3,13,009	9,21,421	10,36,532
Dhatis . . . . .	180,939	—	—	844	1,364	44,176	—	—	648	1,005
Drills and Jeans . . . . .	2,016,443	2,014,138	1,974,710	2,342,963	2,409,052	14,16,704	9,39,420	6,30,827	7,01,651	7,83,025
Flannel and Flannelettes . . . . .	1,486,993	412,738	1,110,143	1,004,453	644,008	3,26,003	66,928	2,03,260	2,51,992	85,115
Italian Cloth and Sateens . . . . .	8,103,090	3,739,523	3,489,359	7,548,275	5,909,493	23,96,699	11,43,595	10,02,029	18,76,352	11,29,710
Prints and Chintz . . . . .	198,958	47,226	59,108	113,409	81,937	62,194	13,117	13,384	23,442	17,122
Saris and Scarves . . . . .	53,547	14,000	40,374	125,353	7,409	22,205	6,277	16,678	53,771	3,931
Shirtings . . . . .	16,409,020	5,638,953	4,236,063	6,401,572	4,986,062	39,53,790	12,25,242	7,92,494	10,35,710	9,93,033
Twills . . . . .	6,189,824	4,029,030	3,323,925	5,582,980	6,450,597	29,70,251	16,74,944	10,45,574	17,76,504	16,44,837
Woven Lungis and Sarongs . . . . .	140,141	21,672	27,927	71,309	58,994	56,011	8,315	7,231	16,118	9,440
Unspecified descriptions . . . . .	3,154,620	2,116,173	1,254,237	2,471,895	1,317,968	10,37,307	6,95,713	4,40,801	6,40,852	5,27,558
Total of Dyed Goods . . . . .	59,395,620	24,510,702	21,619,968	39,571,163	30,936,219	1,97,31,563	76,99,881	59,77,760	1,03,55,999	78,54,028
<b>Woven coloured Goods—</b>										
<b>Cambrics including Madapollams, Mullins, Mulls and Jaconets . . . . .</b>										
	188,367	112,431	6,226	74,458	108,189	76,868	55,758	1,385	32,009	31,759
Checks, spots and stripes . . . . .	6,708,308	3,596,301	551,712	2,181,064	1,765,337	32,76,334	14,05,399	1,50,655	7,11,748	5,60,410
Coatings and trousseings including Cashmere Serges and Tweeds . . . . .	2,243,080	835,234	401,183	834,692	792,208	15,88,365	5,13,346	1,06,846	3,90,743	3,38,997
Drills and Jeans . . . . .	19,719,442	1,950,502	1,720,565	4,314,239	765,710	37,96,540	3,12,562	2,49,393	5,76,948	93,337
Flannel and Flannelettes . . . . .	395,052	294,435	95,687	42,194	6,249	1,67,294	71,064	24,197	8,838	1,459
Lungis and sarongs . . . . .	325,177	94,113	21,693	16,499	5,181	1,22,039	43,811	5,530	3,370	1,504
Saris and Scarves . . . . .	47,706	20,538	4,200	21,761	34	21,022	7,779	1,890	5,941	9
Shirtings . . . . .	5,478,871	335,782	232,531	685,520	141,309	15,40,194	2,93,600	58,620	1,16,930	51,100
Twills . . . . .	7,443,452	1,155,946	395,570	1,901,465	433,809	14,58,073	1,30,533	56,777	2,51,429	48,336
Velvet and Velveteen . . . . .	606,726	309,534	463,343	1,247,986	1,355,579	4,91,239	1,90,146	2,79,608	5,65,611	4,22,566
Unspecified descriptions . . . . .	794,187	201,375	94,822	163,871	176,759	3,80,189	1,03,068	64,790	85,126	65,992
Total of Woven coloured Goods . . . . .	43,948,308	9,406,521	4,037,584	11,543,799	5,555,355	1,29,21,161	31,77,957	10,90,251	27,47,698	16,74,675
<b>Total of Woven Coloured, printed or dyed goods . . . . .</b>										
	139,826,057	66,903,270	53,327,082	148,325,574	110,160,613	5,78,74,761	1,90,25,422	1,21,62,182	2,88,03,535	2,03,59,440
<b>Fente of all descriptions (a) . . . . .</b>										
	33,341,060	—	—	—	—	79,81,288	—	—	—	—
<b>Fente not more than 9 yards in length . . . . .</b>										
	—	5,030,851	13,439,094	23,586,561	24,094,216	—	10,06,635	23,40,283	37,87,400	31,22,725
<b>Others . . . . .</b>										
	—	611,509	774,555	2,564,292	341,399	—	1,67,706	1,98,823	6,03,593	68,377
Total of Fente of all descriptions . . . . .	33,341,060	5,642,360	14,213,649	26,150,853	24,436,115	79,81,288	11,74,341	25,39,606	43,90,993	31,91,102
Total of Piece-goods . . . . .	517,857,887	186,740,346	171,022,943	334,965,655	265,805,374	14,05,04,133	4,36,52,134	3,34,58,738	5,92,53,206	4,43,70,066
Rops . . . . . Lbs.	937,586	677,178	739,195	625,300	430,862	11,38,035	7,19,661	6,67,588	5,05,410	3,63,038
Thread, sewing . . . . .	885,712	680,558	695,667	816,038	744,413	30,27,502	21,95,777	20,71,696	22,56,598	20,31,353
Other sorts of manufactures . . . . . Value	—	—	—	—	—	5,28,780	2,72,075	3,07,592	4,91,902	3,64,304
Total of Cotton Manufactures . . . . .	—	—	—	—	—	14,03,51,075	4,87,33,205	3,82,03,007	6,40,04,061	4,97,11,547
Total of Cotton . . . . .	—	—	—	—	—	21,05,22,359	12,37,87,215	11,94,15,828	15,17,88,728	9,25,90,386

(a) Sub-divided from 1930-31.

No. 12—continued  
IMPORTS—continued

PRINCIPAL AND OTHER ARTICLES	QUANTITY					VALUE				
	1929-30	1930-31	1931-32	1932-33	1933-34	1929-30	1930-31	1931-32	1932-33	1933-34
<b>BOMBAY—continued</b>						R	R	R	R	R
<b>BOMBAY (CHIEF PORT)—continued</b>										
<b>Textiles—continued</b>										
<b>Flax—</b>										
Manufactures—										
Canvas . . . Yards	412,777	240,106	368,831	260,193	412,708	3,92,193	1,92,875	2,55,475	1,40,534	2,44,149
Piece-goods . . .	519,045	168,352	447,967	505,375	406,896	2,65,574	95,194	1,86,634	2,12,586	1,00,228
Thread, sewing . . . Lbs.	25,449	14,133	12,652	22,733	15,278	54,598	38,724	28,343	47,030	31,874
Other sorts . . .	179,570	217,910	116,437	91,140	91,027	3,32,022	3,16,716	2,02,378	1,46,866	1,20,472
Others . . . Value	—	—	—	—	—	1,408	10,275	2	60	1,159
Total of Flax . . .	—	—	—	—	—	10,46,395	6,48,784	6,73,332	5,53,076	5,63,882
<b>Haberdashery and Millinery—</b>										
Lace and Embroidery . . .	—	—	—	—	—	7,55,236	7,28,078	5,83,039	8,09,414	6,45,291
Towels not in the piece . . . No.	431,175	73,814	62,683	201,148	1,190,058	1,23,872	11,298	15,213	38,085	1,47,997
Other sorts . . . Value	—	—	—	—	—	32,15,360	16,66,581	13,07,604	16,12,295	12,93,506
Total of Haberdashery and Millinery . . .	—	—	—	—	—	40,94,318	24,05,057	19,10,856	24,60,394	20,86,794
<b>Hemp—</b>										
Raw . . . Cwts.	1,343	809	809	418	912	37,191	30,367	13,724	8,569	13,566
Manufactures (excluding cordage) . . . Value	—	—	—	—	—	36,214	40,774	7,026	26,187	32,931
Total of Hemp . . .	—	—	—	—	—	73,405	71,141	20,750	34,756	46,437
<b>Jute—</b>										
Twist and yarn . . . Lbs.	3,522	1,677	575	300	470	787	913	169	112	117
Manufactures—										
Canvas . . . Yards	137,815	23,368	10,670	6,479	20,549	1,11,795	10,032	5,862	5,553	16,087
Gunny bags . . . No.	456,201	444,860	1,409,336	1,173,941	978,465	1,40,279	1,08,786	3,04,893	2,07,009	1,59,362
Rope and Twine . . . Cwts.	979	604	283	201	169	49,300	28,687	21,813	12,475	9,547
Other kinds . . . Value	—	—	—	—	—	91,472	15,773	4,684	852	2,617
Total of Jute . . .	—	—	—	—	—	3,93,633	1,65,176	3,36,921	2,26,001	1,87,730
<b>Silk—</b>										
Raw . . . Lbs.	1,293,656	1,276,546	1,031,022	2,302,290	1,652,825	72,78,088	60,28,413	41,83,044	82,78,727	48,79,516
Waste . . .	40	10,667	4,000	8,000	..	50	28,405	11,583	16,942	..
Silk yarn, noils, and warps . . .	1,413,259	1,117,920	1,449,529	2,582,419	1,626,859	60,94,123	43,60,787	43,23,353	75,04,534	37,66,120
Manufactures—										
Goods of silk mixed with other materials . . . Yards	2,100,498	1,052,839	2,455,733	4,774,068	7,195,175	25,07,273	10,30,826	17,92,799	27,37,141	42,58,336
Silk piece-goods . . .	17,848,604	11,886,215	16,218,538	29,352,466	36,404,480	1,77,03,850	89,06,629	1,60,40,244	1,52,41,736	1,60,06,683
Thread for sewing . . . Lbs.	9,244	4,910	4,937	3,586	2,972	1,29,902	70,061	62,158	51,885	43,823
Other sorts . . .	25,884	10,550	10,392	20,219	21,421	1,60,162	91,820	71,517	1,06,042	94,671
Total of Silk . . . Value	—	—	—	—	—	3,38,82,433	2,06,06,441	2,04,87,703	3,39,37,007	2,90,49,160
<b>Wool—</b>										
Raw . . . Lbs.	4,307,901	1,436,801	3,897,328	3,622,234	1,994,093	29,80,236	8,37,423	16,04,530	18,23,871	12,45,593
Yarn and knitting wool—										
Worsted yarn for weaving . . .	130,741	89,427	23,797	50,993	379,602	2,27,099	1,54,477	23,120	48,416	4,95,369
Knitting wool . . .	136,278	104,524	361,874	416,416	154,432	4,30,434	391,286	5,23,654	5,71,600	2,62,743
Manufactures—										
Blankets and rugs other than floor . . .	1,194,473	596,733	523,264	703,354	1,045,773	13,56,464	6,57,148	4,37,012	0,25,036	8,64,937
Carpets and floor rugs . . .	121,271	90,411	190,902	122,483	70,510	3,07,060	2,65,368	3,52,921	2,70,748	1,17,699
Hosiery . . .	87,056	51,125	64,379	90,824	103,373	4,06,948	1,93,523	2,58,328	2,24,490	2,59,118
Piece-goods . . . Yards	4,085,774	2,176,731	1,447,426	3,736,348	4,131,197	1,04,27,526	38,89,651	23,70,029	58,22,923	62,17,242
Shawls . . . No.	70,793	37,989	9,757	24,632	43,487	4,34,217	1,96,212	47,229	1,31,423	2,01,262
Other sorts . . . lbs.	146,365	71,149	91,824	173,067	160,300	2,09,806	89,934	1,47,995	2,24,194	1,97,864
Total of Wool . . . Value	—	—	—	—	—	1,67,60,738	69,75,022	57,65,324	97,42,701	98,51,832
<b>Artificial Silk—</b>										
Artificial Silk Yarn . . . Lbs.	4,472,398	4,206,336	5,318,694	6,387,411	5,058,251	60,36,819	47,27,014	55,73,708	59,63,520	50,90,870
Piece-goods of Cotton and Artificial Silk . . . Yards	37,038,867	24,922,431	—	—	—	2,02,08,092	1,04,16,080	—	—	—
Piece-goods made entirely of Artificial silk (a) . . .	—	—	50,081,251	80,565,844	31,099,332	—	—	1,38,68,548	1,84,53,052	86,67,850
Piece-goods made of Cotton and Artificial silk (a) . . .	—	—	5,357,705	6,763,404	9,133,820	—	—	22,97,825	30,20,593	31,05,941
Piece-goods made of Cotton embroidered or superimposed with art silk (b) . . .	—	—	—	—	2,049,734	—	—	—	—	13,68,406
Other sorts . . . Value	—	—	—	—	—	7,45,677	3,68,400	5,35,106	8,75,539	12,50,343
Total of Artificial Silk . . .	—	—	—	—	—	2,09,90,483	1,55,11,494	2,22,75,187	2,77,12,704	1,94,58,410
<b>Other Textiles—</b>										
Raw . . . Cwts.	..	..	..	21	13	..	..	..	260	1,166
Manufactured . . . Value	—	—	—	—	—	325	..	22	40	3,723
Total of other Textiles . . .	—	—	—	—	—	325	..	22	300	4,894
Total of Textiles . . .	—	—	—	—	—	20,37,64,144	10,98,71,230	17,08,95,923	22,64,56,667	15,38,79,523

† Subdivided into the heads immediately following from 1931-32.

(a) Shown separately from 1931-32.  
(b) " " " 1932-34.



No. 12—continued  
IMPORTS—continued

PRINCIPAL AND OTHER ARTICLES	QUANTITY					VALUE				
	1929-30	1930-31	1931-32	1932-33	1933-34	1929-30	1930-31	1931-32	1932-33	1933-34
BOMBAY—continued										
BOMBAY (CHIEF PORT)—continued										
Tobacco—										
Unmanufactured Lbs.	25,733	147,953	40,033	512,025	181,410	38,314	1,32,480	41,727	5,20,030	2,42,146
Manufactured—										
Cigars (b) { No. } { Lbs. }	17,173 {	1,005,021 {	641,521 {	455,448 {	463,062 {	80,450 {	75,198 {	54,130 {	44,203 {	39,561 {
Cigarettes* { No. } { Lbs. }	880,165 {	228,104,520 {	108,379,276 {	98,763,288 {	78,520,755 {	37,80,724 {	26,30,914 {	12,16,594 {	10,62,986 {	7,47,271 {
Tobacco for pipes and cigarettes . . .	44,242	41,987	14,713	767	312	1,08,124	1,80,515	60,106	2,770	972
Other sorts . . .	11,844	14,850	23,998	26,082	32,080	53,430	61,543	1,03,858	1,13,077	1,44,050
Total of Tobacco . . .	988,167	781,339	350,052	805,910	431,010	41,46,042	20,80,630	14,82,415	17,43,072	11,74,002
Toilet requisites (not specified elsewhere) . Value	—	—	—	—	—	25,60,701	15,76,700	17,56,401	18,08,800	19,34,869
Toys and requisites for games and sports, including fishing tackle—										
Toys . . . . .	—	—	—	—	—	20,90,013	12,05,743	9,63,415	14,21,027	17,05,061
Requisites for games and sports (excluding firearms, etc.)—										
Playing cards . . .	—	—	—	—	—	3,06,621	3,48,325	2,62,387	3,60,785	2,14,363
Other sorts . . .	—	—	—	—	—	2,62,598	2,63,791	2,19,885	1,95,473	2,32,894
Total of Toys, etc. . .	—	—	—	—	—	26,59,232	18,17,859	14,45,687	19,86,285	21,62,318
Umbrellas and Umbrella fittings—										
Umbrellas, complete, including parasols and sunshades . No.	54,870	35,243	33,770	186,796	411,387	1,54,252	92,982	67,233	1,45,348	2,07,019
Umbrella fittings . Value	—	—	—	—	—	10,06,008	6,24,083	5,98,174	7,22,009	5,78,096
Total of Umbrellas, etc. . .	—	—	—	—	—	11,60,360	7,17,615	6,58,407	8,67,357	8,45,115
Vehicles, including locomotives, etc., for Railways—										
Carriages and carts not mechanically propelled and parts thereof (excluding railway carriages, trucks, etc.)—										
Carriages and carts not mechanically propelled (excluding railway carriages, trucks, etc.) . No.	491	261	255	100	374	80,262	95,649	15,376	4,576	43,858
Parts of carriages and carts (excluding rubber tyres) . Value	—	—	—	—	—	61,555	53,549	53,204	33,285	67,501
Perambulators and children's go-carts . No.	2,937	1,532	2,240	1,919	1,720	90,417	41,857	53,385	35,640	28,912
Parts of perambulators and children's go-carts . Value	—	—	—	—	—	3,681	2,099	9,063	9,745	13,896
Cycles (other than motor cycles) and parts thereof and accessories—										
Cycles imported entire or in sections . No.	37,096	11,912	15,558	24,273	28,210	14,66,799	4,48,714	5,09,490	5,69,740	7,72,375
Parts of cycles and accessories (excluding rubber tyres) . Value	—	—	—	—	—	15,44,641	11,09,621	14,02,545	16,17,203	18,19,803
Mechanically propelled vehicles (excluding railway locomotives and tractors)—										
Aircraft . . . . . No.	8	1	8	4	6	71,600	11,096	65,896	35,945	43,105
Parts of aircraft . Value	—	—	—	—	—	30,875	18,570	19,540	28,951	28,174
Carriages and parts for Railways . . .	—	—	—	—	—	21,28,143	20,01,861	10,51,191	8,94,490	8,78,125
Wagons and parts for Railways . . .	—	—	—	—	—	16,19,920	2,10,331	82,947	6,40,460	2,26,063
Motor cars (including taxicabs) . No.	8,728	5,208	3,325	2,525	4,739	1,75,32,083	98,95,279	67,07,761	53,51,071	83,15,906
Motor cycles (including scooters) . . .	320	273	257	318	240	1,84,972	1,46,976	1,20,410	1,55,981	1,19,070
Motor Omnibuses, motor vans and motor lorries—										
Imported with bodies . . . . .	4,846	2,681	1,588	163	281	67,86,642	33,73,069	18,68,841	2,25,783	5,34,098
Chassis . . . . .	4,122	2,106	1,503	1,949	4,191	56,40,180	31,39,213	23,36,793	27,05,272	43,88,231
Tram Car . . . . .	—	—	1	—	—	—	—	44,015	—	—
Parts of mechanically propelled vehicles and accessories other than of aircraft (excluding rubber tyres) . Value	—	—	—	—	—	57,49,269	38,11,719	31,37,548	34,82,341	35,28,346
Skins, parts of (including Launches and boats) . . .	—	—	—	—	—	1,81,080	1,92,159	21,238	3,97,899	79,077
Total of Vehicles, including locomotives, etc. . .	—	—	—	—	—	4,21,84,109	2,46,42,866	1,75,92,743	1,61,94,882	2,08,77,739

(b) Number recorded from 1930-31  
\* Inclusive of imports by Postal Packets referred to Collector of Customs for assessment from 1932-33.

No. 12—continued  
IMPORTS—continued

PRINCIPAL AND OTHER ARTICLES	QUANTITY					VALUE				
	1929-30	1930-31	1931-32	1932-33	1933-34	1929-30	1930-31	1931-32	1932-33	1933-34
						R	R	R	R	R
<b>BOMBAY—continued</b>										
<b>BOMBAY (CHIEF PORT)—continued</b>										
<b>Wood and Timber—</b>										
Deal and pine wood . . . C. Tons	5,763	4,576	3,630	4,337	5,757	5,56,916	4,23,222	3,11,051	3,17,305	3,74,567
Jarrah wood . . . "	510	..	40	..	..	46,301	..	4,253	..	..
Teak wood . . . "	9,812	8,763	10,580	6,257	10,221	15,11,548	12,30,419	13,02,050	6,58,202	9,69,948
Sandal wood . . . "	404	286	200	318	273	2,44,080	1,12,031	1,02,739	1,51,125	1,08,902
Sleepers of wood for Railways* . . . Tons	—	—	—	—	6	—	—	—	—	612
Other kinds of wood and timber . . . Value	—	—	—	—	—	24,50,450	22,67,429	12,25,765	9,65,500	8,67,414
Manufactures of wood, other than furniture and cabinetware . . . "	—	—	—	—	—	4,32,712	3,74,511	3,70,363	5,62,042	4,35,705
Total of Wood and Timber . . . "	—	—	—	—	—	2,42,913	44,16,612	33,17,117	26,54,450	27,57,148
Postal articles not specified . . . "	—	—	—	—	—	1,84,18,868	1,58,35,500	1,33,71,237	1,26,31,718	1,23,40,776
<b>All other articles of Merchandise—</b>										
Unmanufactured . . . "	—	—	—	—	—	4,90,634	4,00,603	3,73,179	3,22,710	2,80,512
Manufactured . . . "	—	—	—	—	—	22,52,151	13,60,944	11,06,321	17,40,551	10,11,084
<b>GRAND TOTAL (exclusive of GOVERNMENT STORES) . . . "</b>	—	—	—	—	—	32,63,68,011	56,93,20,180	49,75,42,932	54,30,07,765	46,10,46,538

## GOVERNMENT STORES.

PRINCIPAL AND OTHER ARTICLES	QUANTITY					VALUE				
	1929-30	1930-31	1931-32	1932-33	1933-34	1929-30	1930-31	1931-32	1932-33	1933-34
						R	R	R	R	R
Apparel (including drapery, uniforms and accoutrements but excluding hosiery) . . . Value	—	—	—	—	—	1,37,008	1,10,766	2,29,186	2,62,690	2,53,388
Arms, ammunition, and military stores—										
Fire-arms, and parts thereof . . . "	—	—	—	—	—	11,79,351	1,22,638	1,41,883	2,31,184	3,87,004
Other sorts . . . "	—	—	—	—	—	5,31,222	8,34,183	3,02,005	3,36,100	3,37,658
Total of Arms, etc. . . "	—	—	—	—	—	17,10,573	9,56,821	5,34,488	5,67,284	7,25,319
Books printed and printed matters (not being stationary) including maps and charts . . . "	—	—	—	—	—	88,837	1,50,719	60,572	83,509	96,700
Chemicals . . . "	—	—	—	—	—	1,65,921	1,77,393	2,67,085	1,04,303	1,02,454
Drugs, Medicines, and Narcotics—										
Drugs . . . "	—	—	—	—	—	6,190	10,021	2,215	8,338	628
Medicines and Narcotics . . . "	—	—	—	—	—	83,500	1,06,458	1,15,334	84,774	82,356
Total of Drugs, Medicines, and Narcotics . . . "	—	—	—	—	—	89,702	1,16,479	1,17,549	88,112	82,984
Earthenware and Porcelain—										
Earthenware, including pipes . . . "	—	—	—	—	—	47,701	15,536	13,732	15,023	6,708
Porcelain . . . "	—	—	—	—	—	9,002	1,257	379	19	1,306
Total of Earthenware, etc. . . "	—	—	—	—	—	57,303	16,793	14,111	15,042	8,104
Glass and Glassware . . . "	—	—	—	—	—	1,37,092	1,02,317	57,337	65,728	59,386

\* Separately recorded from 1933-34.

TRADE AT CHIEF PORT  
BOMBAY

( 100 )

No. 12—continued  
IMPORTS—continued

GOVERNMENT STORES—continued

PRINCIPAL AND OTHER ARTICLES	QUANTITY					VALUE				
	1929-30	1930-31	1931-32	1932-33	1933-34	1929-30	1930-31	1931-32	1932-33	1933-34
						R	R	R	R	R
<b>BOMBAY—continued</b>										
<b>BOMBAY (CHIEF PORT)—continued</b>										
Hardware and Cutlery, including agricultural implements and plated-ware . Value	—	—	—	—	—	4,75,153	4,69,684	2,00,625	1,23,901	97,563
Instruments, Apparatus and Appliances, and parts thereof	—	—	—	—	—	15,96,110	6,63,107	4,22,409	3,64,514	3,25,595
Machinery and Mill-work—										
Prime movers—										
Locomotive engines and tender and parts thereof	—	—	—	—	—	35,59,393	38,79,127	6,94,112	200	88,271
Steam-engines and parts (other than locomotives)	—	—	—	—	—	12,801	18,700	17,864	2,661	5,310
Other sorts of machinery	—	—	—	—	—	82,07,609	22,72,509	3,49,972	1,08,201	7,74,442
Total of Machinery, etc.	—	—	—	—	—	1,17,79,803	61,70,336	10,61,948	1,11,062	8,68,032
Metals and Ores—										
Brass, Bronze, and similar alloys, and manufactures thereof, wrought . Cwts.	210	51	3	..	6	12,885	7,986	283	91	975
Copper—										
Unwrought	..	1,599	..	..	..	..	68,680	..	..	..
Wrought	1,320	320	18	72	1	91,395	23,657	4,006	5,011	431
Total of Copper	1,320	1,925	18	72	1	91,395	92,337	4,006	5,911	431
Iron—										
Pig . . . . . Tons	223	..	..	..	..	24,744	..	..	..	..
Manufactures	5	1	..	..	..	1,856	305	22	72	5
Total of Iron	228	1	..	..	..	26,600	305	22	72	5
Steel—										
Bars and Channels	1,345	68	4	4	2	1,58,930	3,951	768	4,264	570
Cast	..	4	6	..	..	499	1,206	3,177	..	..
Total of Steel	1,345	72	10	4	2	1,59,429	10,157	3,940	4,264	570
Iron or steel—										
Nails, Screws, Rivets, and washers	143	5	6	..	1	27,805	3,557	4,161	144	454
Rails and fish-plates	14	6	26	..	1	10,157	860	7,138	..	833
Sheets and plates (including galvanised and tinned plates)	261	116	4	3	—	69,172	40,398	1,027	781	—
Sleepers and keys of steel or iron	768	87	..	..	—	2,46,623	35,313	..	..	—
Wire	462	7	1	11	..	95,263	2,791	273	2,522	114
Other manufactures of iron or steel	854	257	114	1	13	2,85,707	1,33,288	67,777	406	3,318
Total of Iron or steel	2,502	478	151	15	15	7,37,728	2,16,202	80,376	3,853	4,704
Tin—										
Unwrought (blocks, ingots, bars and slabs) . . . . . Cwts.	120	121	..	100	..	13,071	14,402	..	16,164	..
Wrought (including plates or sheets not being tinned iron)	36	71	..	104	489	4,111	6,557	6	12,232	97,343
Total of tin	156	192	..	264	489	22,182	20,959	6	28,396	97,343
Metals and Ores, unenumerated	2,196	793	106	33	53	77,624	47,635	17,914	8,737	10,056
<b>Total of Metals and Ores</b> . . . . . Tons	<b>4,269</b>	<b>690</b>	<b>167</b>	<b>37</b>	<b>44</b>	<b>11,27,843</b>	<b>3,95,591</b>	<b>1,06,577</b>	<b>51,324</b>	<b>1,14,084</b>
Paper and Pasteboard—										
Paper—										
Printing paper . . . . . Cwts.	7,839	6,734	3,938	1,695	2,768	10,94,234	9,82,372	5,82,841	1,80,976	3,47,330
Writing paper and envelopes	11,750	10,896	1,327	241	303	6,07,048	4,17,156	80,129	17,721	22,114
Other kinds of paper	3,935	2,814	2,338	3,283	998	1,19,605	62,237	62,527	85,117	48,998
Pasteboard, Millboard, and Cardboard of all kinds	30,044	23,931	13,200	15,178	18,434	4,66,282	4,42,206	1,87,070	2,01,856	1,74,311
Total of Paper, etc.	53,568	49,376	20,803	20,882	17,503	22,87,169	19,03,971	9,12,567	4,85,670	5,92,753
Printing and Lithographing materials (excluding paper) . . . . . Value	—	—	—	—	—	2,34,622	1,55,348	28,419	26,157	9,088

No. 12—continued  
IMPORTS—concluded

## GOVERNMENT STORES—concluded

PRINCIPAL AND OTHER ARTICLES	QUANTITY					VALUE				
	1929-30	1930-31	1931-32	1932-33	1933-34	1929-30	1930-31	1931-32	1932-33	1933-34
<b>BOMBAY—continued</b>						R	R	R	R	R
<b>BOMBAY (CHIEF PORT)—continued</b>										
Stationery (excluding paper) . . . Value	—	—	—	—	—	1,65,766	53,748	19,052	28,323	25,215
<b>Textiles—</b>										
<b>Cotton—</b>										
Manufactures—										
Piece-goods—										
Grey (unbleached) Yards	4,501	5,294	4,049	1,012	..	3,271	2,106	2,371	461	..
White (bleached) "	2,702	3,256	807	149	91,742	3,029	3,076	503	306	30,696
Coloured, printed or dyed . "	1,884	2,507	910	4,130	592	3,321	5,823	588	2,329	836
Other sorts of manufactures (including handkerchiefs and shawls in the piece) . . . Value	—	—	—	—	—	5,493	10,011	2,30,335	1,00,168	1,30,001
Total of Cotton . . .	—	—	—	—	—	15,113	24,041	2,33,807	1,03,254	1,61,533
<b>Flax—</b>										
Manufactures—										
Canvas . . . Yards	14,600	18,290	21,094	8,437	—	22,545	17,518	15,400	5,466	—
Piece-goods . . . "	12,815	3,256	25,294	49,144	1,284	14,612	3,076	11,661	22,793	3,197
Other sorts (including bags and sacks) . . . Value	—	—	—	—	—	25,488	15,000	2,901	37,880	3,683
Total of Flax . . .	—	—	—	—	—	62,645	35,598	30,052	66,139	6,880
<b>Wool—</b>										
Manufactures—										
Piece-goods . . . Yards	5,854	20,187	274,861	161,912	100,655	11,139	15,726	3,27,437	1,72,423	2,21,651
Other sorts . . . Lbs.	2,385	10,007	4,580	3,884	11,988	7,618	22,010	13,106	10,718	14,071
Total of Wool . . . Value	—	—	—	—	—	18,757	37,736	3,40,548	1,83,141	2,36,322
Total of Textiles . . .	—	—	—	—	—	95,515	97,415	6,04,402	3,52,534	4,04,735
<b>Vehicles, excluding locomotives, etc., for railways—</b>										
Carriages and parts for Railways . . . "	—	—	—	—	—	7,44,596	5,70,467	87,958	8,333	42,621
Wagons and parts for Railways . . . "	—	—	—	—	—	3,01,644	2,429	..	1,540	..
Other kinds . . . "	—	—	—	—	—	53,60,440	35,74,870	4,29,662	4,63,569	1,57,062
Total of Vehicles, etc. . .	—	—	—	—	—	64,06,680	41,53,766	5,17,620	4,73,442	1,00,683
<b>All other articles—</b>										
Unmanufactured . . . "	—	—	—	—	—	18,88,934	18,33,376	4,07,494	5,71,901	3,60,915
Manufactured . . . "	—	—	—	—	—	8,16,326	9,09,013	4,36,209	2,06,933	1,74,279
<b>GRAND TOTAL OF GOVERNMENT STORES . . .</b>	—	—	—	—	—	2,92,83,932	1,84,37,143	60,95,100	39,72,564	45,00,936

## ABSTRACT (PRIVATE MERCHANDISE)

PRINCIPAL AND OTHER ARTICLES	QUANTITY					VALUE				
	1929-30	1930-31	1931-32	1932-33	1933-34	1929-30	1930-31	1931-32	1932-33	1933-34
Cotton Manufactures . . . Value	—	—	—	—	—	R 14,93,51,075	R 4,87,38,205	R 11,94,15,828	R 6,49,04,061	R 4,97,11,547
Liquors . . . "	—	—	—	—	—	1,03,63,486	89,67,253	64,52,170	69,59,888	71,97,188
Metals and Ores . . . "	—	—	—	—	—	6,89,53,169	4,86,85,246	3,06,48,697	3,43,59,800	3,09,82,841
Other articles, except Salt . . . "	—	—	—	—	—	59,76,66,032	46,23,94,298	33,49,98,026	43,67,58,619	37,37,29,657
Total . . .	—	—	—	—	—	52,63,33,752	56,02,55,002	40,76,14,721	64,29,82,458	46,16,21,233
Salt . . . "	—	—	—	—	—	35,159	35,128	28,211	25,207	25,305
<b>GRAND TOTAL . . .</b>	—	—	—	—	—	82,63,68,911	56,93,20,130	49,75,42,932	64,30,67,765	46,16,46,538

INDIAN MERCHANDISE

PRINCIPAL AND OTHER ARTICLES	QUANTITY					VALUE				
	1929-30	1930-31	1931-32	1932-33	1933-34	1929-30	1930-31	1931-32	1932-33	1933-34
<b>BOMBAY—continued</b>										
<b>BOMBAY (CHIEF PORT)—continued</b>										
Animals living—										
Cattle (excluding sheep and goats) No.	73	197	..	8	17	0,400	78,800	..	1,800	8,500
Other kinds . . . . .	16,043	4,654	6,196	2,193	2,871	32,162	22,432	9,602	10,750	24,088
Total of Animals, living . . . . .	17,016	4,851	6,196	2,199	2,888	41,562	1,01,232	9,602	12,550	32,588
Apparel (including drapery, uniforms, accoutrements, but excluding hosiery and boots and shoes) . . . . . Value	—	—	—	—	—	2,13,271	1,55,907	1,00,855	1,12,963	1,36,952
Art, works of . . . . .	—	—	—	—	—	59,799	1,30,234	67,628	52,989	49,116
Books, printed and printed matter (not being stationery), including maps and charts . . . . . Cwts.	6,687	4,635	4,412	4,740	4,226	5,82,700	3,99,874	3,56,719	4,05,385	3,11,965
Boots and shoes . . . . . Pairs	136,277	127,878	113,457	91,831	146,297	2,66,144	1,88,670	1,53,656	1,37,321	1,59,080
Bristles . . . . . Cwts.	1,804	1,729	1,855	2,160	3,050	8,30,729	7,91,818	8,34,015	10,83,825	14,08,816
Caseln . . . . .	14,273	8,236	5,315	7,805	8,209	4,75,534	1,64,648	60,371	72,283	1,55,530
Chemicals and chemical preparations, excluding chemical manures and medicines—										
Potassium compounds—										
Saltpetre . . . . . Cwts.	3,637	4,343	1,767	3,891	4,558	54,033	63,730	31,622	63,560	76,008
Others . . . . . Value	—	—	—	—	—	82,521	89,074	99,505	1,17,497	87,380
Total of Chemicals, etc. . . . .	—	—	—	—	—	1,36,554	1,52,804	1,31,127	1,81,057	1,63,386
Coffee; . . . . . Cwts.	4,466	5,447	2,380	1,365	1,309	3,50,327	3,48,758	1,55,897	93,144	84,809
Coir—										
Unmanufactured . . . . . Tons	10	13	14	22	4	3,435	6,010	4,526	5,245	801
Manufactured (excluding rope) . . . . .	128	101	62	75	71	69,213	48,480	26,168	26,440	22,559
Total of Coir . . . . .	138	114	76	97	75	72,648	54,490	30,694	31,685	23,459
Drugs and Medicines (excluding chemicals and narcotics) Value	—	—	—	—	—	7,84,400	3,03,045	3,78,293	3,49,294	6,10,320
Dyeing and Tanning substances—										
Myrobalans . . . . . Cwts.	747,347	781,878	660,424	547,973	660,317	43,29,973	42,56,674	34,56,888	28,46,646	33,95,264
Turmeric . . . . .	87,375	43,228	40,552	35,947	45,220	9,70,504	10,55,459	8,08,705	6,56,336	7,31,394
Others . . . . .	6,575	7,056	6,928	9,860	14,283	1,80,265	2,09,922	1,47,652	1,83,968	2,10,107
Total of Dyeing and Tanning substances . . . . .	791,297	832,162	707,905	593,780	719,820	54,80,742	55,22,285	44,13,245	36,86,950	43,36,765
Fish (excluding canned fish)—										
Fish, dry, unsalted . . . . . Cwts.	6,597	6,864	6,626	4,891	5,651	2,02,131	2,07,112	1,63,853	1,04,338	1,10,881
" " salted . . . . .	180	159	135	111	225	5,916	2,217	2,340	1,975	2,365
Mehmaws and shark-fins . . . . .	2,608	2,340	1,914	2,024	1,406	3,22,683	3,25,080	2,82,566	3,02,095	2,17,035
Total of Fish . . . . .	9,385	9,372	8,675	7,026	7,282	5,80,710	5,34,409	4,48,759	4,08,408	3,30,781

No. 12—continued  
EXPORTS—continued

## INDIAN MERCHANDISE—continued

PRINCIPAL AND OTHER ARTICLES	QUANTITY					VALUE				
	1929-30	1930-31	1931-32	1932-33	1933-34	1929-30	1930-31	1931-32	1932-33	1933-34
<b>BOMBAY—continued</b>						<b>₹</b>	<b>₹</b>	<b>₹</b>	<b>₹</b>	<b>₹</b>
<b>BOMBAY (CHIEF PORT)—continued</b>										
Yodder, Bran, and Pollards (excluding oil-cake)—										
Other sorts of Bran and pollards . . . Tons	1,342	971	359	462	193	2,05,827	1,24,462	37,214	46,432	16,725
Other sorts of fodder . . . "	10	1	..	88	11	1,574	71	6	5,690	835
Total of Fodder, etc. . . "	1,352	972	359	550	204	2,07,401	1,24,533	37,220	52,122	17,560
<b>Fruits and Vegetables—</b>										
<b>Fresh fruits and vegetables—</b>										
<b>Fresh fruits—</b>										
Cocoanuts . . . No.	134,422	119,548	104,650	105,024	167,050	12,585	8,391	6,542	7,124	7,058
Others . . . Value	—	—	—	—	..	1,58,552	1,23,520	1,14,976	1,66,172	3,72,500
<b>Fresh vegetables of all kinds—</b>										
Onions . . . Cwts.	205,185	186,543	154,555	195,238	190,742	8,48,749	7,27,122	5,79,903	7,81,755	5,21,410
Other kinds . . . Value	—	—	—	—	—	50,586	31,121	27,086	24,521	48,167
<b>Fruits and vegetables: dried, salted, or preserved, all sorts . . . Tons</b>	<b>2,022</b>	<b>1,199</b>	<b>1,205</b>	<b>1,518</b>	<b>1,456</b>	<b>7,23,470</b>	<b>3,73,526</b>	<b>3,53,382</b>	<b>3,66,878</b>	<b>3,39,162</b>
Total of Fruits, etc. Value	—	—	—	—	—	17,03,942	12,03,680	10,81,889	12,96,450	12,87,383
<b>Furniture and Cabinetware . . . "</b>	<b>—</b>	<b>—</b>	<b>—</b>	<b>—</b>	<b>—</b>	<b>2,44,521</b>	<b>2,71,663</b>	<b>1,06,807</b>	<b>70,852</b>	<b>56,681</b>
<b>Glass and glass-ware . . . "</b>	<b>—</b>	<b>—</b>	<b>—</b>	<b>—</b>	<b>—</b>	<b>70,566</b>	<b>40,452</b>	<b>81,994</b>	<b>20,230</b>	<b>25,636</b>
<b>Grain, Pulse and Flour—</b>										
Barley . . . Tons	42	3	66	9	16	8,502	558	10,675	1,701	2,680
Jowar and bajra . . . "	14,943	5,026	55,341	12,555	4,940	24,45,119	7,14,697	40,61,344	11,09,058	4,70,435
<b>Pulse—</b>										
Beans . . . "	290	146	92	221	784	58,934	33,817	21,274	41,391	1,15,105
Gram . . . "	2,511	2,532	2,288	2,495	2,131	6,15,178	5,92,466	5,05,072	5,02,566	3,98,593
Lentils (Masur) . . . "	8,612	5,067	5,269	7,366	9,820	17,36,278	9,31,847	7,87,430	11,19,049	12,35,563
Other sorts . . . "	2,143	1,554	2,621	2,259	4,201	6,00,678	4,48,578	6,50,840	4,75,854	7,58,664
<b>Rice not in the husk—</b>										
Boiled rice . . . "	69	5	14	8	15	15,694	1,130	2,100	2,100	2,160
Cleaned rice . . . "	15,718	13,295	13,085	11,585	12,368	40,32,730	32,94,859	24,88,123	19,53,369	17,49,237
Broken cleaned rice . . . "	339	306	34	7	90	80,612	47,032	5,000	810	8,842
Other sorts . . . "	271	803	214	237	207	93,852	91,363	61,260	62,815	51,524
Rice-flour and ground rice . . . "	82	33	9	4	1	7,819	6,108	1,720	631	100
Wheat . . . "	2,116	1,455	1,359	1,312	1,242	5,62,385	3,60,139	3,12,211	2,93,173	2,50,106
Wheat flour . . . "	21,568	17,603	15,323	6,393	5,626	49,54,688	36,90,210	29,36,593	12,12,328	9,28,423
Others . . . "	907	847	885	1,020	1,074	1,97,538	1,78,315	1,47,118	1,57,705	1,43,569
Total of Grain, Pulse and Flour . . . "	69,501	48,169	96,600	45,471	42,315	1,54,62,002	1,08,92,119	1,19,90,755	69,32,605	61,07,301
<b>Gums and Resins—</b>										
Arabic . . . Cwts.	7,672	6,328	2,634	1,086	930	2,53,334	1,91,368	52,799	21,264	15,796
Others . . . "	41,153	43,952	43,119	38,502	55,557	16,36,084	14,67,817	11,42,487	10,08,066	12,58,182
Total of Gums and Resins . . . "	48,825	50,280	45,753	39,588	56,507	18,89,418	16,28,680	11,95,286	10,29,330	12,73,978
<b>Hardware, and Cutlery, including plated ware . . . Value</b>	<b>—</b>	<b>—</b>	<b>—</b>	<b>—</b>	<b>—</b>	<b>3,65,710</b>	<b>2,37,491</b>	<b>1,44,227</b>	<b>1,34,571</b>	<b>1,61,663</b>

INDIAN MERCHANDISE—continued

PRINCIPAL AND OTHER ARTICLES	QUANTITY					VALUE				
	1929-30	1930-31	1931-32	1932-33	1933-34	1929-30	1930-31	1931-32	1932-33	1933-34
BOMBAY—continued										
BOMBAY (CHIEF PORT)—continued										
Hides and Skins, raw—										
Hides, raw—										
Buffalo hides	{ Tons 116	67	145	51	187	} 1,63,082	45,145	78,015	18,790	53,724
	{ =No. =16,790	=10,381	=22,086	=10,086	=10,342					
Cow hides	{ Tons 695	967	349	418	702	} 10,87,002	9,34,772	2,49,623	2,30,659	4,09,728
	{ =No. =176,114	=265,439	=97,486	=108,030	=199,270					
Other hides	{ Tons 8	20	2	4	1	} 9,338	10,427	5,144	2,444	2,762
	{ =No. =2,626	=20,430	=1,670	=4,031	=2,508					
Total of Hides, raw	{ Tons 819	1,054	496	473	900	} 12,59,412	9,90,344	3,32,782	2,51,803	4,66,212
	{ =No. =195,530	=296,250	=121,242	=122,147	=221,120					
Skins, raw—										
Goat skins	{ Tons 6,294	5,084	1,866	1,593	3,023	} 86,16,336	52,87,821	10,95,446	15,54,912	30,80,840
	{ =No. =5,417,246	=4,202,748	=1,099,069	=1,946,792	=4,050,204					
Sheep skins	{ Tons 30	16	30	62	83	} 42,368	30,328	96,388	90,487	1,03,371
	{ =No. =41,040	=33,665	=111,652	=153,384	=214,880					
Other skins	{ Tons 80	9	10	32	37	} 7,62,195	1,38,144	82,709	2,22,216	1,28,846
	{ =No. =484,805	=44,563	=40,066	=151,879	=199,478					
Total of Skins, raw	{ Tons 6,404	5,109	1,906	1,687	3,143	} 94,20,839	54,56,203	21,74,543	18,07,015	33,78,066
	{ =No. =5,943,091	=4,230,976	=2,150,686	=2,252,055	=44,63,563					
Cuttings of hides and skins (raw)	Tons 95	440	1	62	85	41,843	78,600	360	18,320	11,811
Total of Hides and skins, raw	Tons 7,318	6,003	2,403	2,222	4,128	1,07,22,099	65,25,437	25,07,665	21,37,828	38,56,019
Horns, tips and pieces of horn										
	Cwts. 4,555	3,520	1,887	3,098	3,159	1,16,085	69,775	33,265	44,309	39,597
Instruments, apparatus and appliances and parts thereof—										
Musical	Value	—	—	—	—	69,895	80,803	35,131	11,753	42,000
Other kinds	"	—	—	—	—	1,99,036	36,232	69,462	45,580	1,41,977
Total of Instruments, Apparatus, etc.	"	—	—	—	—	2,68,931	1,17,035	1,04,593	57,333	1,84,067
Jewellery (excluding imitation jewellery and precious stones and pearls, uncut), also plate of gold and silver—										
Jewellery	"	—	—	—	—	1,350	12,55,650	..	..	..
Plate of gold and silver	"	—	—	—	—	15,995	18,010	8,718	13,908	7,461
Total of Jewellery, etc.	"	—	—	—	—	17,345	12,73,860	8,718	13,908	7,461
Karak										
	Cwts. 5,798	6,225	7,482	4,238	4,338	2,45,391	2,44,570	2,21,008	1,25,971	1,03,425
Lac—										
Stick	"	2,353	86	..	..	2	1,60,302	5,100	..	90
Other kinds (excluding Lac-dye)	"	1,034	61	20	31	598	77,630	3,445	1,282	49,467
Total of Lac	"	3,387	147	20	31	600	2,37,932	8,545	1,282	49,557
Leather—										
Hides, tanned or dressed—										
Buffalo hides	{ Tons 103	79	67	44	50	} 2,00,915	1,50,577	1,10,793	85,130	78,077
	{ =No. =13,797	=11,463	=10,487	=8,097	=7,932					
Cow hides	{ Tons 868	481	371	198	378	} 31,43,783	17,89,206	13,25,716	6,07,541	8,28,814
	{ =No. =277,682	=155,914	=119,599	=68,720	=106,105					
Calf skins—										
Buffalo calf skins	{ Tons 6	1	1	..	1	} 31,610	5,400	3,000	..	2,900
	{ =No. =4,782	=600	=978	..	=410					
Cow calf skins	{ Tons 55	12	1	..	3	} 2,08,256	55,140	3,000	..	7,220
	{ =No. =68,228	=13,285	=1,100	..	=3,798					
Total of Hides, etc.	{ Tons 1,082	578	440	242	427	} 36,74,564	20,00,413	14,42,509	7,82,671	9,12,611
	{ =No. =364,544	=181,262	=132,164	=77,417	=118,215					

No. 12—continued

EXPORTS—continued

## INDIAN MERCHANDISE—continued

PRINCIPAL AND OTHER ARTICLES	QUANTITY					VALUE				
	1920-30	1930-31	1931-32	1932-33	1933-34	1929-30	1930-31	1931-32	1932-33	1933-34
<b>BOMBAY—continued</b>										
<b>BOMBAY (CHIEF PORT)—continued</b>										
<b>Leather—continued</b>										
Skins, tanned or dressed—										
Goat skins . . . . .	Tons 468 =No. =1,115,624	313 =697,961	201 =451,809	216 =480,834	279 =653,084	} 81,41,792	} 10,93,812	} 11,83,980	} 9,12,044	} 11,60,076
Sheep skins . . . . .	Tons 294 =No. =744,091	283 =573,396	176 =421,139	108 =254,936	240 =501,411					
Other skins . . . . .	Tons 11 =No. =89,583	4 =47,345	2 =47,932	2 =16,170	1 =27,022					
Total of Skins, etc. . . . .	Tons 773 =No. =1,949,298	650 =1,318,702	379 =920,880	326 =751,949	520 =1,182,417	62,16,372	35,21,182	21,62,207	13,89,447	20,60,715
Unwrought Manufactures (excluding boots and shoes)—										
Bags, trunks, and travelling requisites . . . . .	Cwts. 2,454	1,766	1,825	3,160	1,949	3,73,107	2,16,672	2,26,483	3,90,020	2,54,455
Saddlery and harness . . . . .	—	—	—	—	—	78,111	62,210	61,988	65,605	81,704
Other sorts . . . . .	—	—	—	—	—	6,649	8,862	1,36,448	2,323	66,920
Total of Leather . . . . .	—	—	—	—	—	1,13,598	78,121	70,648	95,781	1,27,144
	—	—	—	—	—	94,62,401	58,86,460	41,00,283	27,34,937	35,03,637
<b>Manures—</b>										
Bones—crushed . . . . .	Tons 5,837	3,700	..	..	..	7,55,396	5,25,840	..	..	..
Bones—uncrushed . . . . .	48	..	..	..	..	6,020	..	..	..	..
Bones for manurial purposes . . . . .	..	..	1,763	78	977	..	..	1,84,070	7,305	64,406
Bonemeal . . . . .	1,760	364	1,460	770	537	2,01,010	42,790	1,14,600	52,081	35,144
Fish Manures . . . . .	39	14	103	24	53	5,347	3,280	19,502	2,617	3,377
Others . . . . .	894	843	2,181	3,239	3,140	1,66,606	1,10,941	1,66,818	1,78,482	1,74,050
Total of Manures . . . . .	8,578	4,921	5,487	4,120	4,707	11,34,379	6,82,851	4,84,990	2,40,605	2,77,067
<b>Metals and Ores—</b>										
Brass, Bronze, and similar alloys and manufactures, thereof—										
Unwrought . . . . .	Cwts. 1,000	..	..	..	..	35,950	..	..	..	..
Wrought . . . . .	5,904	2,106	1,370	1,444	1,193	7,53,597	4,01,511	2,06,912	2,10,830	1,55,037
Total of Brass, etc. . . . .	6,904	2,406	1,370	1,444	1,193	7,89,547	4,01,511	2,06,912	2,10,830	1,55,037
<b>Copper—</b>										
Ore . . . . .	..	..	..	..	..	..	..	..	..	26
Wrought (sheets and other manufactures) . . . . .	743	474	380	466	343	73,346	45,694	39,259	30,242	23,073
Others . . . . .	..	..	..	70	889	..	..	..	1,000	6,189
Total of copper (excluding Ore) . . . . .	743	474	380	536	1,232	73,346	45,694	30,250	31,242	29,262
<b>Iron—</b>										
Pig . . . . .	Tons 40	15	..	10	3	2,875	1,125	..	1,500	210
<b>Manufactures—</b>										
Angle bolt and rod* . . . . .	—	—	—	—	2	—	—	—	—	362
Bars and Channels and bridge works . . . . .	127	23	10	39	36	23,276	6,437	2,647	6,475	6,900
Total of Iron . . . . .	167	43	10	40	41	26,150	7,562	2,647	7,975	7,541
<b>Steel—</b>										
Bars* . . . . .	—	—	—	—	5	—	—	—	—	1,535
<b>Iron or steel—</b>										
Nails, screws, rivets, and washers . . . . .	122	78	70	76	68	50,924	25,826	20,883	25,501	23,668
Old for remanufacture . . . . .	775	58	..	..	161	33,150	1,850	..	..	4,040
Others . . . . .	89	63	34	95	100	29,129	19,359	10,718	18,068	32,620
Total of Iron or Steel . . . . .	986	194	104	171	329	1,13,203	47,035	31,596	43,679	60,368
Total of Iron and Steel . . . . .	1,153	237	114	220	375	1,39,353	54,597	34,243	51,874	60,444
Manganese ore . . . . .	355,906	245,309	62,089	46,056	61,418	98,76,241	70,04,335	13,56,538	8,78,267	15,88,432
Ferruginous Manganese ore . . . . .	..	..	..	..	..	..	..	300	..	..
<b>Metals, others . . . . .</b>	Cwts. 8,650	3,378	682	190	3,325	8,07,206	4,58,485	94,331	10,368	1,21,359
Ores, unenumerated . . . . .	Tons 4,541	803	211	995	1,051	86,660	19,552	6,192	45,740	55,175
Total of Metals . . . . .	1,968	550	236	328	663	18,09,452	9,60,287	3,74,745	3,13,094	3,75,162
Total of Ores . . . . .	360,447	246,112	62,300	47,051	62,469	99,62,901	70,23,687	13,63,090	9,24,016	16,43,633
Total of Metals and Ores . . . . .	362,415	246,662	62,536	47,379	63,132	1,17,72,353	70,84,174	17,37,775	12,37,110	20,18,735

\* Separately recorded from 1933-34.



TRADE AT CHIEF PORT  
BOMBAY

( 106 )

No. 12—continued  
EXPORTS—continued

INDIAN MERCHANDISE—continued

PRINCIPAL AND OTHER ARTICLES	QUANTITY					VALUE				
	1929-30	1930-31	1931-32	1932-33	1933-34	1929-30	1930-31	1931-32	1932-33	1933-34
BOMBAY—continued										
BOMBAY (CHIEF PORT)—continued										
Mica—										
In blocks . Cwts.	..	28	12	..	..	..	1,816	1,600	..	..
In splittings . "	2	500	8	..	..	718	66,080	620	..	..
Total of Mica . "	2	618	15	..	..	718	67,895	2,220	..	..
Oils—										
Essential—										
Ginger grass . Gals.	687	219	322	101	129	35,667	8,475	14,302	2,750	3,400
Palma rose . "	9,268	8,581	6,584	7,973	8,334	4,15,544	3,10,680	2,36,342	2,56,305	2,48,948
Sandal wood . "	14,221	8,247	11,091	6,232	7,144	22,85,149	12,35,583	16,74,014	7,43,103	7,98,075
Other sorts . "	2,236	2,267	1,797	1,650	1,854	66,627	47,325	29,965	33,690	33,250
Total of Essential . "	26,412	19,314	19,794	15,356	17,461	27,52,987	16,02,072	19,54,623	10,29,848	10,83,673
Vegetable, non-essential—										
Castor . Gals.	107,944	222,802	663,267	605,643	930,069	2,74,325	5,05,354	10,55,760	11,16,520	14,37,480
Cocconut . "	6,809	4,805	3,840	5,968	4,092	25,485	16,041	10,705	14,727	8,931
Groundnut . "	143,053	143,963	442,354	607,685	649,043	3,46,465	2,96,211	6,58,093	14,21,288	8,28,644
Sesamum (til or jinjili) . "	126,042	91,235	60,786	65,947	66,561	3,64,096	2,53,486	1,60,884	1,10,031	1,19,361
Others . "	3,754	6,719	2,143	5,194	3,961	13,209	18,143	6,268	9,243	7,601
Total of Vegetable, non-essential . "	387,602	469,524	1,172,300	1,670,432	1,654,326	10,23,580	10,89,235	18,91,710	26,71,809	24,02,017
Others . "	222	120	48	88	148	710	375	90	78	157
Total of Oils . "	414,236	488,958	1,192,232	1,685,876	1,671,935	37,77,277	26,91,682	38,46,423	37,01,735	34,85,847
Oil-cakes—										
Castor cake . Tons	11	..	941	335	2,089	400	..	41,092	27,176	1,05,594
Cocconut cake (Punac), "	124	177	188	..	40	14,826	17,670	10,899	..	3,512
Cotton cake . "	184	311	98	..	..	26,550	42,860	5,085	..	..
Groundnut cake . "	95,014	115,359	115,503	93,975	114,298	1,27,68,422	1,01,56,898	84,87,850	68,38,139	70,81,568
Linseed cake . "	23,596	13,669	23,177	37,044	24,080	32,41,179	13,46,040	18,03,992	26,32,348	16,04,455
Rape and Sesamum cake . "	1,682	1,175	122	108	108	2,11,161	85,984	13,215	7,094	4,866
Others . "	3,704	1,872	1,192	1,120	90	4,54,905	1,19,528	73,985	59,916	3,955
Total of Oil-cakes . "	124,315	132,563	141,221	132,582	140,705	1,67,17,448	1,17,68,980	1,04,36,118	95,61,672	88,93,950
Opium . . . Lbs.	10	165	30	32	2	375	3,375	1,125	1,200	40
Paper making materials . cwts.	4,041	2,628	8,228	16,044	16,696	84,169	30,348	1,08,265	1,64,529	2,05,134
Perfumery (not being perfumed spirit) including msk . Value	—	—	—	—	—	97,290	99,092	59,694	58,585	50,767
Provisions and Oil-man's stores (including fish and fruits and Vegetables, canned or bottled)—										
Butter . . . Cwts.	5,401	4,331	2,872	2,233	1,911	6,05,997	4,88,805	3,01,964	2,25,861	1,77,371
Ghi . . . "	3,762	3,262	2,769	2,168	2,229	4,04,209	3,44,401	2,80,425	2,08,941	1,77,079
Pickles, chutnies, and condiments . "	14,093	12,315	12,166	11,830	13,735	4,12,216	3,03,051	2,57,598	2,52,480	3,05,411
Others . . . Value	—	—	—	—	—	2,58,654	2,29,205	1,90,551	1,66,700	1,41,095
Total value of Provisions, etc. . "	—	—	—	—	—	16,76,076	13,69,462	10,30,508	8,53,682	8,02,766

No. 12—continued

EXPORTS—continued

## INDIAN MERCHANDISE—continued

PRINCIPAL AND OTHER ARTICLES.	QUANTITY					VALUE				
	1929-30	1930-31	1931-32	1932-33	1933-34	1929-30	1930-31	1931-32	1932-33	1933-34
<b>BOMBAY—continued</b> <b>BOMBAY (CHIEF PORT)—</b> <b>continued</b>						R	R	R	R	R
<b>Seeds—</b>										
<b>Oil-seeds—</b>										
<b>Essential—</b>										
Ajama . . . Tons	120	133	139	96	119	47,832	49,852	44,220	31,216	32,558
Coriander . . . "	342	419	627	404	756	1,06,216	2,08,079	2,26,076	1,51,716	2,23,196
Curamin (other than black) . . . "	448	816	637	241	984	3,79,788	6,76,166	4,74,968	1,33,469	5,33,360
Fennel . . . "	290	424	421	245	443	1,36,104	1,72,621	1,60,616	78,435	1,33,680
Fenugreek . . . "	842	857	579	542	1,061	3,29,483	2,82,245	1,92,726	1,55,291	2,20,061
Sawa or dil . . . "	433	254	436	423	559	1,30,337	69,944	85,540	83,116	89,700
Others . . . "	35	167	1,307	1,350	908	12,303	65,853	5,06,956	4,07,624	1,98,407
<b>Total of Essential . . . "</b>	<b>2,510</b>	<b>3,070</b>	<b>4,146</b>	<b>3,301</b>	<b>4,830</b>	<b>12,32,062</b>	<b>15,19,760</b>	<b>16,91,101</b>	<b>10,40,866</b>	<b>14,30,962</b>
<b>Non-essential—</b>										
Castor . . . "	61,032	47,135	60,142	49,389	33,620	1,25,76,216	80,04,328	89,08,783	70,40,150	40,55,896
Copra or cocon- nut kernel . . . "	107	62	31	38	36	64,760	30,458	13,636	15,243	11,688
Cotton . . . "	54,869	40,825	10,945	1,639	4,975	51,96,107	22,31,244	5,46,812	1,01,752	2,87,893
Groundnuts . . . "	131,010	143,870	176,026	82,997	91,303	2,99,47,649	2,31,53,059	2,98,87,273	1,52,23,546	1,18,81,308
Linseed . . . "	70,735	102,903	44,704	25,027	184,720	1,99,59,629	2,28,71,489	67,43,245	38,86,905	2,43,14,894
Mowa or mowra . . . "	402	1,225	..	171	..	63,100	1,26,089	..	21,574	15
Mustard . . . "	2,362	2,147	2,229	3,028	2,717	7,08,760	5,75,167	5,30,949	5,27,066	4,52,339
Niger . . . "	1,159	539	348	475	248	2,30,355	1,09,606	54,362	82,918	36,175
Poppy . . . "	161	401	213	676	800	57,100	1,41,966	52,509	1,51,709	1,60,089
Rape . . . "	1,899	834	867	3,017	1,392	4,63,455	2,10,217	2,17,900	4,84,651	2,21,433
Sesamum (til or hinjil) . . . "	10,410	910	11,136	9,823	14,284	26,23,109	3,06,285	20,91,556	18,70,302	21,08,515
Tea . . . "	58	21	18	13	..	2,95,023	1,26,699	88,883	60,196	..
Others . . . "	1,605	648	3,044	1,126	7,835	2,31,777	77,644	2,93,237	1,23,897	9,62,668
<b>Total of Non-essential . . . "</b>	<b>344,800</b>	<b>341,580</b>	<b>369,705</b>	<b>177,419</b>	<b>341,936</b>	<b>7,24,12,151</b>	<b>5,79,64,241</b>	<b>4,94,39,144</b>	<b>2,95,90,169</b>	<b>4,44,92,911</b>
<b>Other than oil-seeds . . . "</b>	<b>121</b>	<b>70</b>	<b>39</b>	<b>87</b>	<b>124</b>	<b>40,461</b>	<b>32,540</b>	<b>15,472</b>	<b>18,983</b>	<b>36,131</b>
<b>Total of Seeds . . . "</b>	<b>347,431</b>	<b>344,720</b>	<b>313,890</b>	<b>180,807</b>	<b>346,890</b>	<b>7,36,84,654</b>	<b>5,96,16,541</b>	<b>5,11,35,717</b>	<b>3,06,50,018</b>	<b>4,59,60,004</b>
<b>Soap . . . Cwts.</b>	<b>19,013</b>	<b>20,792</b>	<b>12,323</b>	<b>13,998</b>	<b>14,708</b>	<b>4,16,965</b>	<b>3,77,437</b>	<b>2,15,853</b>	<b>2,25,876</b>	<b>2,08,028</b>
<b>Spices—</b>										
Betelnuts . . . "	1,999	2,189	1,547	1,700	1,641	1,18,663	1,10,188	72,790	76,357	64,703
Cardamoms . . . "	5,757	6,022	2,852	3,838	3,218	15,76,298	11,39,116	5,12,027	6,01,333	5,39,528
Chillies . . . "	9,262	5,581	3,168	2,346	2,696	2,97,743	1,62,770	73,319	46,439	46,991
Ginger . . . "	31,164	34,560	40,533	38,057	33,519	12,05,909	11,31,102	9,90,465	7,85,872	6,22,073
Pepper . . . "	28,252	25,314	17,616	11,162	7,766	23,72,561	16,07,146	9,46,439	5,53,643	3,38,203
Others . . . "	246	240	118	293	275	10,168	7,893	3,352	6,377	7,628
<b>Total of Spices . . . "</b>	<b>76,680</b>	<b>73,906</b>	<b>65,834</b>	<b>57,391</b>	<b>49,115</b>	<b>65,81,342</b>	<b>41,53,223</b>	<b>25,98,392</b>	<b>20,70,221</b>	<b>16,19,126</b>
<b>Sugar—</b>										
Sugar, 16 Dutch stan- dard and above (a) Tons	82	—	—	—	—	39,064	—	—	—	—
Molasses (including Palmyra and cane jaggery) . . . "	87	75	69	76	89	44,284	37,582	29,316	38,978	33,342
Others . . . "	..	42	32	10	7	..	21,018	18,959	4,682	3,109
<b>Total of Sugar . . . "</b>	<b>169</b>	<b>117</b>	<b>101</b>	<b>86</b>	<b>96</b>	<b>84,248</b>	<b>58,600</b>	<b>43,275</b>	<b>38,660</b>	<b>36,451</b>
<b>Tallow and Stearine</b> <b>(including grease</b> <b>and animal fat) . . . Cwts.</b>	<b>3,835</b>	<b>3,514</b>	<b>2,462</b>	<b>2,077</b>	<b>2,468</b>	<b>1,74,593</b>	<b>1,62,557</b>	<b>1,19,078</b>	<b>96,604</b>	<b>1,08,351</b>
<b>Tea—</b>										
Black . . . Lbs.	554,178	485,872	288,285	161,497	184,530	5,71,299	4,49,393	2,76,259	1,30,774	1,27,896
Green . . . "	..	128	..	..	..	..	96	..	..	..
<b>Total of Tea . . . "</b>	<b>554,178</b>	<b>486,000</b>	<b>288,285</b>	<b>161,497</b>	<b>184,530</b>	<b>5,71,399</b>	<b>4,49,489</b>	<b>2,76,259</b>	<b>1,30,774</b>	<b>1,27,896</b>

(a) Discontinued from 1930-31.

TRADE AT CHIEF PORT  
BOMBAY

( 108 )

No. 12—continued  
EXPORTS—continued

INDIAN MERCHANDISE—continued

PRINCIPAL AND OTHER ARTICLES	QUANTITY					VALUE					
	1929-30	1930-31	1931-32	1932-33	1933-34	1929-30	1930-31	1931-32	1932-33	1933-34	
BOMBAY—continued											
BOMBAY (CHIEF PORT)—continued											
Textiles—											
Cotton—											
Raw	Tons	465,805	474,668	270,980	206,226	237,165	43,47,81,592	83,78,12,574	15,77,04,457	12,25,53,200	14,20,06,100
Bales of 400 Lbs.		2,608,614	2,659,231	1,517,488	1,154,867	1,328,125					
Waste	Cwts.	216,802	208,584	224,675	215,833	203,700	51,69,098	39,03,770	32,05,110	31,44,511	37,37,037
Twist and Yarn—											
Grey—											
Nos. 1 to 10	Lbs.	6,665,784	7,034,870	5,948,613	3,840,230	4,425,330	44,83,196	36,44,097	25,97,016	17,20,841	18,08,033
Nos. 11 to 20	"	10,366,389	7,872,602	10,050,218	9,845,983	9,081,037	81,72,020	57,78,410	60,54,866	53,09,161	46,01,054
Nos. 21 to 30	"	328,680	167,500	193,840	210,748	1,870,100	3,18,060	1,66,125	1,62,850	1,75,920	10,66,450
Nos. 31 to 40	"	60,600	2,800	92,800	156,800	15,100	54,400	3,100	81,175	1,10,325	10,350
Above No. 40	"	15,400	3,000	6,800	..	2,400	11,925	3,000	6,675	..	1,800
Two folds (doubles)	"	6,330,436	7,159,097	4,698,500	131,100	88,200	50,03,709	54,85,090	33,57,173	71,271	44,550
White bleached	"	362,530	414,680	127,720	58,340	92,500	2,85,650	2,40,724	66,394	29,700	45,702
White bleached No. 1-10	"	..	..	..	..	64,900	..	..	..	..	32,390
Coloured—											
Nos. 1 to 20	"	119,340	92,670	84,748	78,360	67,910	1,25,352	85,275	62,656	59,330	56,500
Nos. 21 to 40	"	31,450	14,000	4,700	1,600	4,680	40,371	16,367	5,550	2,000	3,760
Above No. 40	"	2,000	..	..	150	600	2,812	..	..	150	750
Two folds (doubles)	"	800	2,800	2,400	..	2,400	412	4,700	1,050	..	3,000
Unspecified descriptions of twist and yarn	"	..	..	46,710	..	..	..	..	28,644	..	..
Total of Twist and Yarn	"	24,283,439	22,766,034	21,259,849	14,323,311	15,725,057	1,87,97,997	1,54,22,288	1,24,24,740	74,87,698	78,55,029
Manufactures—											
Canvas	Yds.	9,863	1,675	1,460	525	..	5,180	1,212	700	375	..
Handkerchiefs and shawls in the piece	No.	88,570	120,370	67,500	25,860	18,536	40,248	30,580	25,525	9,120	5,255
Hosiery	Value	..	..	..	..	..	33,425	32,084	20,540	20,466	36,440
Piece-goods—											
Grey (unbleached)—											
Chadars and Dhuties	Yds.	3,413,339	1,896,632	2,213,732	1,813,337	1,576,448	10,43,449	5,86,133	6,60,076	5,31,956	4,53,607
Drills and Jeans	"	250,821	64,910	112,450	194,133	298,066	75,519	14,819	27,900	43,887	74,590
T. Cloth and Domestic	"	1,002,535	1,275,180	607,680	384,470	380,472	4,92,227	3,49,116	1,22,340	95,600	65,275
Shirtings	"	2,359,750	2,905,979	4,084,547	1,576,754	689,967	6,79,655	10,90,956	11,48,721	4,09,445	1,75,468
Other sorts	"	6,542,877	2,429,192	1,297,263	522,549	1,035,438	13,46,178	5,28,952	2,54,740	1,17,724	2,55,304
Total of Grey (unbleached)	"	14,469,322	9,671,883	8,318,672	4,491,243	3,980,391	41,41,028	25,69,976	22,22,777	11,98,612	10,24,244
White (bleached)—											
Chadars and Dhuties	"	21,150	4,160	6,700	4,800	7,505	6,770	1,580	1,620	1,675	2,122
Shirting	"	51,181	29,080	29,314	81,492	101,205	14,205	8,350	6,571	24,475	26,425
Others	"	601,300	211,447	110,735	194,318	145,029	2,26,750	79,562	37,042	55,282	42,615
Total of White (bleached)	"	673,631	244,687	146,749	280,610	253,829	2,47,725	89,492	45,233	81,432	71,162
Coloured, printed, or dyed—											
Lungis and Saris	"	1,306,852	1,684,935	1,360,124	1,643,999	1,662,008	4,05,262	5,01,094	3,76,171	4,35,964	4,07,133
Drills and Jeans	"	1,841,472	1,291,551	718,004	794,416	377,439	4,42,603	3,25,332	1,70,647	1,82,255	1,01,255
Other sorts	"	73,181,579	51,779,219	63,242,838	34,268,464	20,364,305	2,04,87,088	1,41,38,494	1,58,11,323	82,06,781	65,27,138
Total of Coloured, printed, or dyed	"	76,332,908	54,705,735	65,320,966	36,708,879	31,403,752	2,13,34,953	1,49,64,870	1,63,58,141	89,15,000	70,35,526
Total of Piece-goods	"	91,475,856	64,522,305	73,736,387	41,478,732	35,637,972	2,57,23,705	1,76,24,338	1,86,26,151	1,01,95,044	81,30,932
Thread, sewing	Lbs.	281,186	148,668	175,997	96,780	95,110	3,49,710	2,10,215	2,38,419	1,19,808	1,04,432
Other sorts of manufactures	"	1,184,751	487,599	409,523	293,901	357,373	11,00,236	5,28,857	3,44,263	2,54,115	2,74,280
Total of Cotton manufactures	Value	..	..	..	..	..	2,72,52,505	1,84,21,738	1,92,55,607	1,05,98,928	85,51,339
Total of Cotton, raw and manufactures	"	..	..	..	..	..	48,60,51,192	37,55,60,518	19,25,89,923	14,37,84,337	16,30,49,595
Hoherdashery and millinery	"	..	..	..	..	..	9,82,200	5,07,627	2,76,772	3,08,812	2,08,049
Made up Cotton goods*	"	..	..	..	..	..	..	..	..	..	41,430
Other Sorts*	"	..	..	..	..	..	..	..	..	..	1,17,988
Total Haberdashery	"	..	..	..	..	..	9,82,200	5,07,627	2,76,772	3,08,812	3,68,362

\* Separately recorded from October, 1933.

## No. 12—continued

## EXPORTS—continued

## INDIAN MERCHANDISE—continued

PRINCIPAL AND OTHER ARTICLES	QUANTITY					VALUE				
	1929-30	1930-31	1931-32	1932-33	1933-34	1929-30	1930-31	1931-32	1932-33	1933-34
<b>BOMBAY—continued</b>						R	R	R	R	R
<b>BOMBAY (CHIEF PORT)—continued</b>										
<b>Textiles—continued</b>										
<b>Hemp (chiefly sann)—</b>										
Raw . . . Cwts.	108,572	62,544	62,495	76,536	86,452	18,58,387	9,55,697	7,34,022	9,19,470	11,66,563
Manufactures (excluding cordage) . . Value	—	—	—	—	—	200	..	60	..	13
Total of Hemp, raw and manufactures . . "	—	—	—	—	—	18,58,587	9,55,697	7,34,142	9,19,470	11,66,581
<b>Jute—</b>										
Manufactures—										
Canvas . . { Yds. 504 640 .. 11,710 1,351						300	1,087	..	4,580	834
" . . { Cwt. =6 =13 .. =106 =14										
Sacking Gunny bags { Tons No. 786 591 522 515 388						3,80,810	2,66,785	2,25,790	1,06,051	1,27,719
" . . { No. =813,082 =587,165 =513,468 =511,464 =382,868										
Hessian " " { Tons .. 2 .. 1 3						..	1,550	185	600	1,361
" . . { No. .. =990 =190 =600 =5,250										
Gunny cloth—										
Hessian . . { Yds. 440,800 389,710 1,323,521 1,394,892 868,022						1,08,828	88,082	2,86,775	2,81,858	1,73,059
" . . { Tons =137 =106 =401 =427 =259										
Rope and twine . Cwts.	2,976	2,241	1,718	1,308	1,667	79,268	64,279	42,128	30,590	33,016
Other kinds . . "	273	594	304	241	113	5,558	10,990	4,236	3,635	1,994
Total of Jute manufactures . . Value	—	—	—	—	—	5,83,759	4,32,778	5,59,114	5,17,309	3,27,983
Others . . . "	—	—	—	—	—	200	1,000	2,450	..	..
Total of Jute . . "	—	—	—	—	—	5,83,959	4,33,778	5,61,564	5,17,309	3,27,983
<b>Silk—</b>										
<b>Raw—</b>										
Mulberry silk (excluding tasar and other wild silks)—										
Raw . . . Lbs.	8,931	21,300	800	3,307	5,396	65,248	2,02,634	3,306	18,068	25,458
Chasam or waste " "	176,829	42,079	99,786	25,934	67,592	1,51,877	1,12,979	32,300	7,445	16,975
Cocoons . . "	28,254	8,764	..	55	..	26,390	10,192	..	80	..
Wild silk, tasar, etc.—										
Raw . . . "	300	..	..	1,120	1,120	1,450	..	..	8,000	5,000
Chasam or waste . "	39,140	9,856	2,356	..	..	35,991	6,600	881	..	..
Cocoons . . "	9,466	..	..	..	..	8,825	..	..	..	..
Total of Silk, raw . . "	263,920	81,999	102,942	30,466	74,048	2,89,781	3,32,405	36,481	33,593	47,433
Manufactures—										
Goods of silk mixed with other materials . . Yds.	13,646	750	9,755	4,053	500	21,377	1,670	15,900	7,808	1,000
Silk piece-goods . . "	4,600	2,183	296	250	1,518	6,400	4,425	960	250	2,330
Thread for sewing Lbs.	3,625	1,767	1,812	1,200	650	12,500	6,125	4,150	3,350	2,400
Others . . . "	601	580	826	2,232	2,050	2,250	1,700	3,244	40,956	8,100
Total value of Silk manufactures . . Value	—	—	—	—	—	42,527	13,920	24,254	58,361	13,830
Total value of Silk, raw and manufactures . . "	—	—	—	—	—	3,32,308	3,46,325	60,685	91,954	61,263
<b>Wool—</b>										
<b>Raw . . . Lbs.</b>	22,928,672	12,675,387	16,763,280	11,438,952	19,904,528	2,03,53,425	1,05,26,862	94,37,082	46,39,271	82,76,481
Manufactures—										
Carpets and rugs " "	781,319	442,639	188,001	318,387	462,277	36,56,272	18,80,816	7,17,609	7,49,153	7,24,610
Piece-goods . Yds.	3,305	1,523	638	5,960	115	8,494	2,245	588	12,579	400
Shawls . . No.	2,735	2,166	1,662	2,218	8,435	15,402	15,085	11,775	17,217	23,250
Others . . Lbs.	230,475	137,373	37,312	110,887	66,349	3,24,179	2,72,189	63,673	1,13,123	48,825
Total of Wool manufactures . . Value	—	—	—	—	—	40,04,347	21,70,335	7,93,045	8,92,072	8,02,146
Total of Wool . . "	—	—	—	—	—	2,43,57,772	1,26,97,197	1,02,30,727	55,31,343	90,77,626
Other textiles . . "	—	—	—	—	—	4,200	6,649	3,304	1,879	10
Total of Textiles . . "	—	—	—	—	—	51,41,20,278	39,05,07,036	20,44,67,117	15,12,45,104	17,40,61,420
<b>Tobacco—</b>										
Unmanufactured . Lbs.	4,198,723	5,176,343	4,298,679	4,375,207	5,605,810	20,32,131	25,00,358	15,78,314	17,88,789	20,57,159

TRADE AT CHIEF PORT  
BOMBAY

( 110 )

No. 12—continued  
EXPORTS—continued

INDIAN MERCHANDISE—continued

PRINCIPAL AND OTHER ARTICLES	QUANTITY					VALUE				
	1929-30	1930-31	1931-32	1932-33	1933-34	1929-30	1930-31	1931-32	1932-33	1933-34
BOMBAY—continued						R	R	R	R	R
BOMBAY (CHIEF PORT)—continued										
Tobacco—continued										
Manufactured . Lbs.	10,709	10,040	10,488	13,061	6,082	17,119	14,634	10,664	13,147	8,928
Total of Tobacco "	4,209,432	5,136,333	4,309,167	4,883,268	5,611,892	20,49,250	25,74,892	15,83,998	18,01,936	20,65,937
Toys and requisites for games and sports (including fishing tackle, other than firearms) . Value	—	—	—	—	—	1,76,210	1,17,000	90,165	1,27,006	2,18,010
Umbrellas, including parasols and sunshades . No.	24,249	8,037	7,272	5,067	5,089	44,822	12,930	10,927	8,035	9,636
Wood and Timber—										
Teakwood . Cubic Tons	1,992	2,603	1,107	989	1,417	6,43,632	8,82,122	1,79,095	1,89,842	3,13,073
Ornamental wood—										
Sandal wood . Tons	805	509	297	214	205	13,89,099	8,15,082	3,75,357	2,95,020	3,64,736
Other kinds of Wood and Timber Value	—	—	—	—	—	1,23,298	1,14,289	16,451	26,683	18,281
Manufactures of wood, other than furniture and cabinetware . "	—	—	—	—	—	1,43,101	1,18,467	1,02,991	1,08,327	1,81,431
Total of Wood and Timber "	—	—	—	—	—	22,99,130	19,24,960	6,73,894	6,19,872	8,78,121
Postal Articles . . "	—	—	—	—	—	89,35,017	69,17,480	62,64,600	61,52,834	64,64,701
All other articles of merchandise—										
Unmanufactured . "	—	—	—	—	—	18,93,687	11,17,929	8,24,725	7,25,621	8,73,426
Manufactured . "	—	—	—	—	—	8,68,843	7,72,696	8,83,817	6,67,325	4,81,056
GRAND TOTAL (EXCLUSIVE OF GOVERNMENT STORES) . "	—	—	—	—	—	69,70,86,273	53,02,13,733	31,50,05,936	23,16,80,006	27,83,83,818

No. 12—continued

## EXPORTS—continued

## INDIAN MERCHANDISE—concluded

## GOVERNMENT STORES

PRINCIPAL AND OTHER ARTICLES	QUANTITY					VALUE				
	1929-30	1930-31	1931-32	1932-33	1933-34	1929-30	1930-31	1931-32	1932-33	1933-34
						R	R	R	R	R
<b>BOMBAY—continued</b>										
<b>BOMBAY (CHIEF PORT)—continued</b>										
Opium—										
Shipped direct to the Governments of Hong-kong, the Straits Settlements and other East Indian Government Chest weighing cwt.	..	..	{ <sup>75</sup> cwt. 1 lb. 11}	{ <sup>75</sup> Cwt. 1 lb. 11}	..	..	..	1,714	1,702	..
All other articles—										
Unmanufactured Value	—	—	—	—	—	29,077	78,066	12	43,798	43,800
Manufactured "	—	—	—	—	—	1,01,203	1,42,797	1,04,174	29,756	66,694
Total of Government stores "	—	—	—	—	—	1,30,286	2,20,863	1,05,900	75,256	1,10,494

## EXPORTS

## FOREIGN MERCHANDISE

PRINCIPAL AND OTHER ARTICLES	QUANTITY					VALUE				
	1929-30	1930-31	1931-32	1932-33	1933-34	1929-30	1930-31	1931-32	1932-33	1933-34
						R	R	R	R	R
Animals, living—										
Horses . . . . . No.	85	56	67	93	66	2,61,800	2,86,693	2,14,750	3,45,900	1,13,900
Other kinds . . . . . "	47	38	58	24	718	9,170	7,505	9,385	6,225	1,27,355
Total of Animals, living . . . . . "	132	94	125	122	784	2,70,470	2,93,198	2,24,135	3,51,125	2,41,255
Apparel (including drapery, uniforms and accoutrements, but excluding hosiery, and boots and shoes) . . . . . Value	—	—	—	—	—	0,76,355	6,61,436	6,45,023	5,81,970	4,09,506
Arms, Ammunition and Military Stores—										
Firearms, and parts thereof	—	—	—	—	—	63,160	97,336	71,810	62,505	96,885
Dynamite and all other explosives (others) . . . . . Cwts.	9	201	..	..	2	890	28,465	..	..	562
Total of Arms, etc. . . . . Value	—	—	—	—	—	69,264	1,28,289	76,105	64,293	98,871
Art, works of (other than pictures) . . . . . "	—	—	—	—	—	12,985	2,581	23,169	53,108	1,09,059
Books, printed, and printed matter (not being stationery), including maps and charts . . . . . Cwts.	721	649	816	488	567	1,56,950	1,65,005	1,38,096	1,02,698	1,06,066
Building and Engineering materials other than that of iron, steel or wood . . . . . Value	—	—	—	—	—	47,242	1,41,090	87,597	68,667	62,321
Chemicals and Chemical preparations, excluding Chemical manures and medicines . . . . . "	—	—	—	—	—	1,25,155	1,04,700	71,656	75,929	60,738

FOREIGN MERCHANDISE—continued

PRINCIPAL AND OTHER ARTICLES	QUANTITY					VALUE				
	1929-30	1930-31	1931-32	1932-33	1933-34	1929-30	1930-31	1931-32	1932-33	1933-34
						R	R	R	R	R
<b>BOMBAY—continued</b>										
<b>BOMBAY (CHIEF PORT)—continued</b>										
Coal and Coke . . . Tons	43,501	26,106	4,586	1,970	1,290	3,17,015	4,80,788	1,21,147	49,535	21,539
Coffee . . . Cwts.	9,109	4,829	2,731	157	..	5,21,361	2,67,084	1,10,732	9,450	..
Cutlery . . . Value	—	—	—	—	—	2,03,552	1,42,917	94,277	62,245	60,711
<b>Drugs and Medicines (excluding chemicals and narcotics)—</b>										
Asafetida . . . Cwts.	1,443	1,270	1,024	627	977	74,823	69,023	42,024	28,460	34,285
Others . . . Value	—	—	—	—	—	2,35,589	2,60,105	1,01,698	1,04,561	1,03,564
Total Drugs and Medicines (excluding chemicals and narcotics) . . . "	—	—	—	—	—	3,10,412	3,29,029	1,43,717	1,33,011	1,37,849
<b>Dyeing and Tanning substances—</b>										
Cochineal . . . Cwts.	416	107	97	45	34	83,679	25,710	16,961	7,582	3,431
<b>Dyes obtained from coal tar—</b>										
Aniline . . . Lbs.	87,514	124,827	64,370	99,897	109,718	1,53,421	1,72,771	1,10,351	2,03,120	1,97,764
Others . . . "	10,559	774	3,696	179	448	8,023	825	10,594	76	907
Saffron . . . "	4,538	4,486	2,901	2,505	1,975	25,119	14,111	12,437	9,781	11,155
Others . . . Cwts.	815	541	466	667	572	41,148	21,982	20,765	32,109	31,073
Total of Dyeing and tanning substances . Value	—	—	—	—	—	3,11,390	2,35,399	1,71,108	3,12,677	2,44,330
<b>Fish (excluding canned fish)—</b>										
Fish, dry, salted and unsalted . . . Cwts.	137	49	15	213	57	6,525	990	1,246	2,475	657
Fishmaws and shark-fins . . . "	2,497	2,305	3,073	2,051	2,084	4,35,514	3,61,515	4,47,571	2,40,588	2,20,441
Total of Fish . . . "	2,634	2,354	3,118	2,264	2,141	4,42,039	3,62,505	4,48,817	2,43,063	2,21,198
<b>Fruits and Vegetables—</b>										
Fresh fruits and vegetables . . . Value	—	—	—	—	—	51,894	51,467	64,940	48,347	28,678
<b>Fruits and vegetables : dried, salted, or preserved—</b>										
Dates . . . Tons	351	63	68	31	46	63,101	19,338	15,630	7,372	10,265
Other sorts . . . "	657	434	717	521	442	6,42,825	4,39,042	5,84,188	3,75,800	2,77,022
Total of Fruits and Vegetables . . . Value	—	—	—	—	—	7,57,820	5,10,767	6,61,758	4,31,519	3,15,065
Furniture and cabinet ware . . . "	—	—	—	—	—	33,980	45,320	1,03,796	47,066	54,400
Glass and glassware . . . "	—	—	—	—	—	2,89,079	1,78,803	1,32,101	1,32,911	1,35,067
<b>Grain, Pulse and flour—</b>										
Rice not in the husk . Tons	8	..	1,973	..	5	1,675	15	1,72,900	..	1,000
Wheat . . . "	40	..	2,205	..	..	8,150	..	1,76,968	..	..
Other sorts . . . "	..	70	..	4	1	72	6,544	67	840	175
Total of Grains, etc. . . "	48	70	4,178	4	6	9,897	6,559	3,48,935	840	1,175

No. 12—continued  
EXPORTS—continued

## FOREIGN MERCHANDISE—continued

PRINCIPAL AND OTHER ARTICLES	QUANTITY					VALUE				
	1929-30	1930-31	1931-32	1932-33	1933-34	1929-30	1930-31	1931-32	1932-33	1933-34
BOMBAY—contd.										
BOMBAY (CHIEF PORT)—continued										
Gums and Resins—										
Arabic . . . Cwts.	18,581	4,538	601	227	217	6,58,132	1,31,561	24,535	4,298	3,948
Benjamin . . . "	2,844	1,357	1,298	1,015	724	90,809	64,350	57,991	40,953	25,151
Olibanum or frankincense . . . "	21,208	15,416	15,890	14,458	17,006	7,62,815	4,79,840	3,36,214	2,73,887	2,49,128
Other sorts . . . "	33,143	28,958	23,702	17,769	21,704	13,65,086	7,78,179	5,97,101	3,91,280	3,31,679
Total of Gums and Resins . . . "	75,776	50,269	41,491	33,469	39,711	28,76,842	14,48,930	10,16,841	7,10,422	6,09,906
Hardware (excluding Cutlery and Electro-plated ware) . . . Value	—	—	—	—	—	10,30,974	6,82,826	7,24,057	6,60,529	6,04,137
Hides and Skins, raw—										
Skins, raw . . . { Tons	214	203	308	141	100	1,05,35,082	1,00,58,827	82,72,971	23,31,876	15,69,518
. . . { No.	= 874,252	= 851,049	= 1,175,714	= 456,335	= 354,488					
Instruments, Apparatus, and Appliances, and parts thereof—										
Electrical . . . Value	—	—	—	—	—	2,08,121	2,01,339	1,34,480	73,501	1,12,491
Musical—										
Talking machines and accessories . . . "	—	—	—	—	—	18,442	58,248	27,708	47,769	10,732
Other sorts . . . "	—	—	—	—	—	33,269	19,839	37,153	37,018	19,383
Photographic . . . "	—	—	—	—	—	90,733	1,04,594	2,43,628	1,62,745	1,80,816
Others . . . "	—	—	—	—	—	1,09,865	1,18,679	80,076	93,984	73,530
Total of Instruments, apparatus, and appliances, and parts thereof . . . "	—	—	—	—	—	4,60,480	5,02,699	5,28,020	4,15,017	3,96,952
Ivory—										
Unmanufactured . . . Lbs.	13,455	7,731	5,178	9,963	7,567	79,707	35,950	30,648	53,080	30,397
Manufactured . . . Value	—	—	—	—	—	6,535	791	825	220	6,035
Total of Ivory . . . "	—	—	—	—	—	86,242	36,741	31,473	53,300	35,432
Jewellery (excluding imitation jewellery and precious stones and pearls, unset), also plate of gold and silver—										
Jewellery . . . "	—	—	—	—	—	42,870	13,771	6,770	2,136	7,400
Plate of gold and silver . . . "	—	—	—	—	—	1,58,211	1,61,661	1,93,021	1,12,627	97,220
Total of Jewellery, etc. . . "	—	—	—	—	—	2,01,081	1,75,432	1,99,791	1,14,763	1,04,620
Leather—										
Hides tanned or dressed { Tons	..	..	..	..	..	..	715	3,500	..	..
. . . { No.	..	= 15	= 77	..	..					
Skins, tanned or dressed { Tons	..	..	..	..	..	4,300	..	5,460	3,270	10,470
. . . { No.	= 800	..	= 7,301	= 448	= 1,905					
Unwrought . . . Cwts.	25	69	78	82	141	12,910	16,313	13,229	16,635	10,075
Manufactures (excluding boots and shoes) Value	—	—	—	—	..	1,20,067	74,217	80,974	34,169	44,023
Total of Leather . . . "	—	—	—	—	..	1,37,277	91,245	1,03,144	48,074	64,573
Liquors—										
Spirit . . . Gals.	2,177	2,078	1,631	1,052	1,480	17,434	14,552	14,602	19,282	22,902
Wines . . . "	512	301	355	34	261	8,940	13,359	7,412	3,302	5,257
Others . . . "	3,747	4,003	1,838	4,900	2,357	10,217	12,605	5,353	15,414	6,554
Total of Liquors . . . "	6,436	6,382	3,874	5,986	4,098	36,591	40,516	27,367	42,998	34,713
Machinery and Millwork—										
Prime-movers (other than electrical) Value	—	—	—	—	—	1,64,178	85,284	17,796	38,325	17,430
Electrical machinery of all kinds . . . "	—	—	—	—	—	78,593	71,506	56,624	44,013	61,032
Other sorts of machinery . . . "	—	—	—	—	—	6,90,625	7,79,934	4,56,760	3,78,185	2,64,659
Total of Machinery and millwork . . . "	—	—	—	—	—	9,33,396	9,35,724	5,31,180	4,60,523	3,43,121
Matches . . . Gross of Boxes	55,400	2,100	4,827	5,006	52	1,00,941	1,703	7,856	11,357	103



TRADE AT CHIEF PORT  
BOMBAY

( 114 )

No. 12—continued  
EXPORTS—continued

FOREIGN MERCHANDISE—continued

PRINCIPAL AND OTHER ARTICLES	QUANTITY					VALUE				
	1929-30	1930-31	1931-32	1932-33	1933-34	1929-30	1930-31	1931-32	1932-33	1933-34
						R	R	R	R	R
<b>BOMBAY—continued</b>										
<b>BOMBAY (CHIEF PORT)—continued</b>										
<b>Metals and Ores—</b>										
<b>Brass, Bronze, and similar alloys and manufactures thereof—</b>										
Wrought— Mixed or yellow metal for sheathing Cwts.	863	299	220	198	41	18,072	19,420	10,743	8,811	1,207
Others . . . . "	3,071	845	120	176	240	1,48,717	31,630	15,444	17,377	30,036
Total of Brass, etc. . .	4,034	1,144	340	374	287	1,66,789	51,050	26,187	26,188	38,143
<b>Copper—</b>										
Wrought— Sheets and other manufactures . . .	1,579	641	299	125	704	93,532	38,363	16,829	6,247	26,068
<b>Iron or Steel—</b>										
Angle, bolt and rod . Tons	43	35	3	6	57	20,024	10,259	1,340	1,937	8,033
Bars, bridge work and channels . . . . "	120	89	51	46	38	37,437	29,739	35,190	23,427	30,018
Hoops and strips . . . . "	96	130	105	74	93	22,991	33,344	29,338	15,803	20,802
Nails, screws, rivets, and washers . . . . "	70	48	23	35	38	33,043	19,894	10,749	12,143	12,087
Old, for re-manufacture . . . . "	43,793	24,335	65,408	30,064	43,063	15,54,641	7,12,156	11,02,563	5,58,684	10,12,693
Pipes and fittings cast . . . . "	76	34	124	8	17	27,829	13,841	27,331	2,548	7,990
<b>Sheets and plates—</b>										
Galvanised . . . . "	36	39	1	5	25	11,010	9,524	216	1,494	4,273
Tinned . . . . "	3	1	6	..	4	1,540	340	2,200	..	1,126
Not galvanised or tinned . . . . "	10	8	10	6	12	2,650	2,193	1,731	1,208	2,385
Others . . . . "	274	253	36	60	31	78,240	64,971	11,434	18,033	7,986
Total of Iron or Steel . . .	44,511	24,972	65,767	30,304	44,266	17,89,405	8,96,261	12,22,151	6,35,327	11,07,573
<b>Tin—</b> Unwrought (blocks, ingots, bars, and slabs) Cwts.	679	1,297	441	399	207	93,208	1,45,278	47,747	40,006	24,420
<b>Metals—Others . . . . "</b>	7,454	7,341	3,620	3,057	7,619	4,48,654	3,65,881	2,88,223	2,52,322	4,97,652
<b>Ores—Others . . . . Tons</b>	11	1	3	19	10	2,805	340	1,392	9,099	5,215
Total of Metals . . . . "	45,198	25,518	66,002	30,501	44,727	25,96,588	14,96,833	16,01,142	9,60,000	16,94,761
Total of Ores . . . . "	11	1	3	19	10	2,805	340	1,392	9,099	5,215
Total of Metals and Ores . . .	45,209	25,519	66,005	30,520	44,737	25,99,393	14,97,173	16,02,534	9,69,189	16,99,976
<b>Oils—</b>										
Animal . . . . { Cwts. & Gals:	..	4	38	2	315	..	205	203	39	4,514
Essentials . . . . { Lbs. & Gals:	527	4,541	2,750	2,929	3,394	5,195	18,726	7,555	11,716	9,385
Mineral . . . . "	4,406,458	2,623,893	993,328	1,366,471	1,114,868	11,37,466	7,57,201	3,13,859	3,76,070	3,62,374
Vegetable non-essential . . . . { Cwts. & Gals:	189	77	154	69	145	11,031	2,508	4,191	2,716	4,554
2,304	913	1,911	865	1,780	..	..	..	..	..	..
Total of Oils . . . . "	4,408,820	2,623,850	995,993	1,367,607	1,120,927	11,58,992	7,78,638	3,25,873	3,90,550	3,80,827
<b>Paints and Colours . . . Cwts.</b>	1,199	1,379	1,271	1,357	876	98,566	1,04,823	97,654	90,801	71,483

No. 12—continued  
EXPORTS—continued

## FOREIGN MERCHANDISE—continued

PRINCIPAL AND OTHER ARTICLES	QUANTITY					VALUE				
	1929-30	1930-31	1931-32	1932-33	1933-34	1929-30	1930-31	1931-32	1932-33	1933-34
<b>BOMBAY—continued</b>						R	R	R	R	R
<b>BOMBAY (CHIEF PORT)—continued</b>										
<b>Paper and Pastoboard—</b>										
Paper—										
Printing paper . Cwts.	633	51	101	132	69	16,865	1,430	4,229	3,162	1,335
Printing paper and envelopes . Value	—	—	—	—	—	31,162	19,169	17,031	17,661	27,058
Other kinds of paper (including paper manufactures) . Cwts.	1,464	1,415	1,506	1,302	901	28,635	25,756	25,508	27,296	14,866
Pastoboard, millboard, and cardboard of all kinds . "	816	180	230	436	140	5,961	5,000	4,621	5,947	2,959
<b>Total of Paper and Pastoboard . Value</b>	—	—	—	—	—	80,623	51,415	51,479	54,066	40,218
<b>Precious stones and pearls, unset . . . . . "</b>	—	—	—	—	—	2,14,505	2,66,150	1,61,000	1,08,660	1,10,450
<b>Provisions and Oilman's stores (including fish and fruits and vegetables, canned or bottled and confectionery) . Cwts.</b>	2,038	2,348	1,530	1,131	1,082	1,62,644	2,06,839	1,10,720	73,691	54,530
<b>Rubber—</b>										
Manufactures . . . Value	—	—	—	—	—	1,35,267	2,40,939	1,31,484	1,96,776	1,08,745
<b>Spices—</b>										
Cassia Ligna . . . Cwts.	2,113	4,373	1,012	2,795	1,461	54,444	76,645	15,894	33,829	18,723
Cloves . . . . "	2,761	2,324	545	1,114	615	1,58,298	1,35,633	31,350	61,003	24,996
Others . . . . "	1,005	3,435	2,595	5,367	5,811	67,977	2,65,560	1,49,643	3,01,159	2,00,194
<b>Total of Spices . . . . . "</b>	5,879	10,132	4,152	9,270	7,887	2,80,709	4,77,836	1,96,917	3,96,891	2,43,913
<b>Stationery (excluding paper) . Value</b>	—	—	—	—	—	1,31,870	87,198	78,304	93,000	60,001
<b>Sugar—</b>										
Sugar, 16 Dutch Standard and above (a) . . . Tons	5,371	—	—	—	—	13,60,131	—	—	—	—
Sugar, 23 Dutch Standard and above . . . . . "	—	2,510	794	553	1,135	—	5,38,724	6,84,906	81,566	1,92,939
Sugar below 23 Dutch Standard but not below 16 Dutch Standard . . . . . "	—	..	..	7	..	—	..	..	2,230	..
Sugar, 15 Dutch Standard and below . . . . . "	..	..	..	..	..	6	..	..	..	75
<b>Total of Sugar . . . . . "</b>	5,371	2,510	794	560	1,135	13,60,137	5,38,724	6,84,906	83,796	1,93,014
<b>Textiles—</b>										
Cotton—										
Raw . . . . . Tons	1,426	95	165	119	522	19,24,615	1,14,503	1,70,210	89,156	3,86,202
Twist and yarn . . . Lbs.	472,030	410,189	527,214	1,371,109	564,501	5,81,534	3,96,557	4,58,527	9,61,666	4,10,570
Manufactures—										
Handkerchiefs and shawls in the Piece No.	30,866	3,016	21,323	13,596	47,634	10,958	2,560	2,709	3,090	20,927
Hosiery . . . . . Value	—	—	—	—	—	1,99,557	62,046	45,323	36,876	29,943
Woolen—										
Manufactures—										
Woolen goods—										
Grey (unbleached) . Yds.	7,872,798	7,494,520	5,251,850	5,255,367	4,480,916	21,11,317	17,99,375	11,72,162	12,08,257	10,26,015
White (bleached) . . . . . "	2,561,753	2,779,511	2,218,332	3,400,470	6,021,053	8,43,149	7,62,328	5,31,088	7,33,027	13,27,123
Coloured, printed, or dyed . . . . . "	9,166,461	5,859,145	7,269,375	12,453,611	13,007,786	30,96,641	17,94,039	17,88,143	24,83,563	20,51,660
Ferts of all descriptions . . . . . "	41,658	12,175	4,353	26,757	23,682	12,580	3,826	1,275	7,078	7,398
<b>Total of Woolen Goods . . . . . "</b>	19,672,660	16,186,351	14,743,910	21,202,405	23,533,437	60,68,687	43,79,618	34,88,268	44,36,925	50,12,196
Thread, sewing . . . Lbs.	59,277	46,957	37,754	65,013	27,946	91,200	93,136	80,321	1,36,367	73,424
Others . . . . . Value	—	—	—	—	—	27,117	13,104	8,664	18,268	7,272
<b>Total of Cotton, etc. . . . . "</b>	—	—	—	—	—	88,43,668	50,61,524	42,54,082	56,70,356	59,37,534
<b>Haber lachery and millinery . . . . . "</b>	—	—	—	—	—	6,01,576	4,96,054	4,32,332	3,30,190	3,22,187

(a) Shown under new sub-head below from 1930-31.

TRADE AT CHIEF PORT  
BOMBAY

( 116 )

No. 12—continued  
EXPORTS—continued

FOREIGN MERCHANDISE—continued

PRINCIPAL AND OTHER ARTICLES	QUANTITY					VALUE				
	1920-30	1930-31	1931-32	1932-33	1933-34	1920-30	1930-31	1931-32	1932-33	1933-34
<b>BOMBAY—continued</b>						R	R	R	R	R
<b>BOMBAY (CHIEF PORT)—continued</b>										
<b>Textiles—continued</b>										
<b>Silk—</b>										
Raw . . . . Lbs.	8,375	12,843	2,167	2,570	3,873	39,312	61,655	10,550	13,844	17,060
Silk yarn, nolls and warps ..	85,437	7,529	4,935	4,646	9,456	2,23,084	30,236	20,847	20,890	33,415
<b>Manufactures—</b>										
Goods of silk mixed with other materials Yards	20,542	19,379	975	8,200	24,484	17,550	8,905	2,000	3,450	20,603
Silk piecegoods . . .	80,952	50,312	70,016	257,492	758,189	1,02,393	55,219	64,716	2,01,643	4,60,933
Other sorts . . . Lbs.	3,295	1,922	3,205	457	360	72,980	32,140	43,435	2,765	4,569
Total of Silk, raw and manufactures . Value	—	—	—	—	—	4,69,819	1,97,155	1,42,448	2,42,502	5,43,180
<b>Wool—</b>										
Raw . . . . Lbs.	87,248	40,432	30,240	11,788	60,480	56,450	30,720	14,030	3,370	18,770
<b>Manufactures—</b>										
Piecegoods . . Yards	101,135	30,348	30,006	9,307	53,079	2,63,421	72,442	66,734	24,207	65,70
Shawls . . . No.	4,839	3,560	741	851	780	23,905	16,960	4,929	4,830	2,250
Other sorts . . . Lbs.	741,246	406,353	601,248	313,670	177,778	20,25,309	10,69,613	15,46,980	7,97,415	4,02,314
Total of Wool, raw and manufactures Value	—	—	—	—	—	23,69,085	11,89,735	16,33,273	8,29,382	4,89,039
<b>Other textiles—</b>										
Raw . . . . Cwt.	..	..	..	..	607	..	..	..	..	8,73
Manufactured . . .	—	—	—	—	—	7,86,539	3,60,545	9,06,205	7,29,609	30,95,699
Total of Textiles . . .	—	—	—	—	—	1,30,61,687	72,75,013	73,08,340	78,08,140	1,03,09,369
<b>Vehicles (excluding locomotives, etc., for Railways) Value</b>	—	—	—	—	—	17,66,691	9,24,163	8,18,668	7,40,141	9,01,142
<b>Wood and Timber—</b>										
Teak Wood . . . Cubic Tons	79	26	11	..	20	20,928	3,617	1,275	..	4,336
Other kinds of wood and timber . Value	—	—	—	—	—	14,569	12,934	3,250	15,274	10,884
Manufactures of wood, other than furniture and cabinet ware . . .	—	—	—	—	—	2,57,692	2,52,656	1,97,255	1,05,504	95,837
Total of Wood and Timber . . .	—	—	—	—	—	2,93,189	2,69,207	2,01,780	1,20,778	1,11,057
<b>Postal Articles . . .</b>	—	—	—	—	—	9,56,330	5,84,370	5,05,608	3,90,356	4,75,016
<b>All other articles of merchandise—</b>										
Unmanufactured . . .	—	—	—	—	—	2,42,300	2,61,060	1,56,888	1,67,720	1,39,016
Manufactured . . .	—	—	—	—	—	8,48,253	7,32,434	8,32,824	4,07,143	4,40,996
<b>GRAND TOTAL (exclusive of Government Stores) . . .</b>	—	—	—	—	—	4,52,10,018	3,23,21,172	2,84,33,268	1,97,33,172	2,15,67,254

No. 12—continued  
EXPORTS—concluded

## FOREIGN MERCHANDISE—concluded

## GOVERNMENT STORES

PRINCIPAL AND OTHER ARTICLES	QUANTITY					VALUE				
	1929-30	1930-31	1931-32	1932-33	1933-34	1929-30	1930-31	1931-32	1932-33	1933-34
<b>BOMBAY—concl.</b>						R	R	R	R	R
<b>BOMBAY (CHIEF PORT)—concluded</b>										
Apparel (including drapery, uniforms, accoutrements, but excluding hosiery and boots and shoes) . . . Value	—	—	—	—	—	65,384	1,48,534	1,06,526	85,742	18,530
Arms, Ammunition and Military store . . . "	—	—	—	—	—	5,03,069	4,03,734	48,680	14,929	22,234
Hardware and Cutlery (including agricultural implement and plated ware) . . . Value	—	—	—	—	—	23,234	3,216	12,376	5,480	1,60,502
<b>Metals and Ores—</b>										
Iron or Steel . . . Tons	27	..	3	..	..	3,510	..	250	..	..
Metals and Ores unenumerated . . . Cwts.	..	..	71	1	..	..	..	2,760	100	..
<b>Total of Metals and Ores, Tons</b>	<b>27</b>	<b>..</b>	<b>7</b>	<b>1</b>	<b>..</b>	<b>3,510</b>	<b>..</b>	<b>3,010</b>	<b>100</b>	<b>..</b>
<b>All other articles—</b>										
Unmanufactured . . . Value	—	—	—	—	—	12,933	18	..	..	498
Manufactured . . . "	—	—	—	—	—	2,10,742	1,09,804	82,979	74,381	1,49,266
<b>GRAND TOTAL . . .</b>	<b>—</b>	<b>—</b>	<b>—</b>	<b>—</b>	<b>—</b>	<b>8,17,872</b>	<b>7,52,396</b>	<b>2,53,671</b>	<b>1,80,632</b>	<b>3,51,118</b>
<b>Abstract (Exports of Indian produce and manufactures)—</b>										
Cotton-raw (including waste) . . . Value	—	—	—	—	—	43,99,50,699	34,17,16,344	16,09,09,567	12,56,07,711	14,66,43,227
Grain, Pulse and flour . . . "	—	—	—	—	—	1,54,62,002	1,03,02,119	1,19,90,755	69,32,605	61,07,301
Indigo . . . . . "	—	—	—	—	—	848	22,516	5,650	1,120	..
Seeds . . . . . "	—	—	—	—	—	7,36,84,654	5,95,16,541	5,11,35,717	3,06,50,018	4,59,60,004
Other articles . . . . . "	—	—	—	—	—	16,79,90,079	11,85,66,213	9,10,54,246	6,83,78,551	7,46,73,290
<b>Total . . . . .</b>	<b>—</b>	<b>—</b>	<b>—</b>	<b>—</b>	<b>—</b>	<b>69,70,68,273</b>	<b>53,02,13,733</b>	<b>31,50,95,935</b>	<b>23,16,60,005</b>	<b>27,33,83,828</b>
<b>Abstract of Total value of exports of merchandise—</b>										
Articles of Foreign merchandise . . . . . "	—	—	—	—	—	4,52,10,018	3,23,21,172	2,84,33,268	1,97,33,172	2,15,57,254
Articles of Indian produce and manufactures . . . . . "	—	—	—	—	—	69,70,68,273	53,02,13,733	31,50,95,935	23,16,60,005	27,33,83,828
<b>Total . . . . .</b>	<b>—</b>	<b>—</b>	<b>—</b>	<b>—</b>	<b>—</b>	<b>74,22,98,291</b>	<b>56,25,34,905</b>	<b>34,35,29,203</b>	<b>25,13,93,177</b>	<b>29,49,41,082</b>

TRADE AT CHIEF PORT  
KARACHI

( 118 )

No. 12—continued  
IMPORTS—continued

PRINCIPAL AND OTHER ARTICLES	QUANTITY					VALUE				
	1920-30	1930-31	1931-32	1932-33	1933-34	1920-30	1930-31	1931-32	1932-33	1933-34
<b>SIND—</b>						R	R	R	R	R
<b>KARACHI—</b>										
Apparel (excluding hosiery and boots and shoes)—										
Apparel (including drapery, uniforms, accoutrements) Value	—	—	—	—	—	3,79,613	3,13,157	2,78,210	2,00,025	3,33,824
Gold and silver thread . . .	—	—	—	—	—	1,68,959	2,32,054	1,60,322	1,51,400	2,07,204
Lametta . . . . Lbs.	18,773	51,750	54,308	34,316	84,127	29,837	66,885	1,04,411	40,943	43,305
Hats, caps, bonnets, and hatter's ware . . . Value	—	—	—	—	—	1,80,523	90,193	94,938	1,22,686	1,01,276
Second-hand clothing . . .	—	—	—	—	—	8,92,855	5,60,757	6,02,480	4,94,339	4,28,121
Others . . . . .	—	—	—	—	—	11,640	5,055	4,882	8,704	7,368
Total value of Apparel . . .	—	—	—	—	—	16,67,486	12,79,701	12,53,778	10,83,555	11,81,092
Arms, Ammunition, and Military Stores—										
Cartridge cases—										
Filled—										
Shot Gun Cartridges No.	5,775,683	4,762,469	3,814,622	4,186,542	3,787,563	3,98,010	3,22,548	2,52,101	2,60,052	2,48,259
Rifle and other Cartridges . . . . .	719,842	576,545	16,737,607	5,504,921	2,376,437	39,758	30,808	8,91,898	5,27,611	1,92,948
Total Filled . . . . .	6,495,525	5,338,014	20,552,229	9,690,463	6,164,000	4,37,768	3,53,356	11,43,704	7,90,663	4,41,207
Empty . . . . .	80,190	39,160	37,000	117,000	36,200	2,710	938	989	3,372	865
Total of Cartridge cases . . .	6,575,715	5,377,174	20,589,229	9,807,463	6,200,200	4,40,478	3,54,294	11,44,783	8,00,035	4,42,072
Explosives—										
Blasting fuse . . . . .	16,272	12,198	17,155	7,065	10,451	12,782	8,352	14,467	4,573	10,067
{ Lbs. No. of Coils	66,000	42,300	66,240	28,500	33,100					
Dynamite . . . . lbs.	..	..	..	5,000	44,150	..	..	..	3,737	1,16,060
Detonators . . . . No.	..	12	..	10,144	10,000	..	191	..	1,201	33,000
Others . . . . . Value	—	—	—	—	—	388	302	8,422	2,046	2,492
Total of Explosives . . . . .	—	—	—	—	—	13,170	9,345	22,889	11,647	1,61,559
Firearms, and parts thereof—										
Firearms . . . . . No.	4,237	3,367	18,666	7,864	2,815	3,04,858	2,10,730	10,33,934	3,36,022	1,79,355
Other sorts . . . . .	—	—	—	—	—	33,858	25,709	37,373	30,159	31,472
Total value of Arms, Ammunition, etc. . .	—	—	—	—	—	7,92,364	6,00,228	22,38,979	11,83,863	3,14,458
Asbestos—										
Manufactures—										
Asbestos Packing . Value	—	—	—	—	—	47,837	20,067	17,019	13,308	15,249
Sheets, slates etc. of asbestos cement (A) Tons	—	—	—	—	1,086	—	—	—	—	1,50,825
Other Manufactures Value	—	—	—	—	—	2,09,181	3,52,423	1,80,843	1,02,497	39,506
Total of Asbestos . . . . .	—	—	—	—	—	3,47,018	3,78,390	1,97,802	2,05,895	2,05,670
Belting for machinery . . . . .	—	—	—	—	—	3,13,073	2,71,683	2,03,574	1,80,396	1,58,289
Books, printed, and printed matter not being stationary including maps and charts Cwts.	1,101	781	882	816	864	2,36,594	1,60,280	1,63,146	1,56,154	1,51,067
Boots and shoes—										
All leather . . . . Pairs	69,434	61,507	12,978	11,265	15,894	2,76,383	1,30,013	82,051	53,004	69,419
Rubber soled—										
With canvas uppers . . . . .	528,312	388,668	414,825	255,683	246,783	6,24,825	3,66,216	2,65,091	1,17,739	1,09,197
" uppers of leather or other materials (a) . . . . .	—	—	1,924	685	908	—	—	1,686	1,390	1,128
All rubber (a) . . . . .	—	—	37,310	2,821	654	—	—	20,053	1,375	404
Of other materials . . . . .	22,138	28,941	3,133	3,570	14,347	42,232	33,276	8,035	9,252	9,579
Total of Boots and shoes . . . . .	619,884	479,176	476,170	273,933	278,586	9,43,440	5,29,504	3,76,016	1,82,760	1,89,727
Brushes and Brooms—										
Brushes—										
Paints and varnish brushes . . . . . Dozs.	17,478	18,544	15,692	21,256	22,720	61,475	42,575	40,893	52,782	44,667
Toilet brushes . . . . .	15,235	16,405	16,602	45,966	18,883	39,702	81,617	61,508	1,09,963	69,746
Other brushes . . . . .	3,997	4,078	2,843	10,884	13,453	14,792	15,348	15,852	22,814	36,130
Brooms . . . . .	813	207	224	173	160	4,192	2,595	2,427	1,867	617
Total of Brushes and Brooms . . . . .	37,021	39,224	35,451	78,279	55,216	1,70,161	1,42,135	1,20,634	1,87,426	1,51,859

(a) Separately recorded from 1935  
(b) " " " " " "

No. 12—continued  
IMPORTS

PRINCIPAL AND OTHER ARTICLES	QUANTITY					VALUE				
	1929-30	1930-31	1931-32	1932-33	1933-34	1929-30	1930-31	1931-32	1932-33	1933-34
<b>SIND—continued</b>						R	R	R	R	R
<b>KARACHI—continued</b>										
<b>Building and Engineering Materials—</b>										
Asphalt Cement— . . Tons	1,950	2,181	4,049	5,315	7,411	1,70,013	1,80,376	2,64,571	3,47,287	4,06,090
Portland . . . "	4,077	1,145	3,014	3,726	6,434	1,87,012	52,362	1,04,134	69,157	1,24,102
Other kinds . . . "	884	416	483	458	674	1,34,915	54,482	50,414	45,510	59,317
Tiles . . . . No.	714,798	493,251	556,597	1,100,705	1,391,850	98,685	82,675	70,979	1,18,305	1,10,008
Other sorts . . . Value	—	—	—	—	—	1,02,442	68,195	40,061	24,975	42,800
<b>Total of Building and Engineering Materials</b> ..	—	—	—	—	—	6,93,067	4,38,090	5,60,159	6,05,243	7,42,307
Buttons of all sorts . . . "	—	—	—	—	—	3,43,723	2,08,758	2,13,103	3,33,374	2,43,631
<b>Chemicals and chemical preparations (excluding chemical manures and medicines)—</b>										
<b>Acids—</b>										
Sulphuric . . . Cwts.	519	468	252	266	513	10,363	10,085	3,691	5,127	6,845
Tartaric . . . "	1,099	1,579	798	1,113	463	1,11,441	1,46,086	58,033	78,051	29,131
Other sorts . . . "	1,221	1,720	1,313	1,874	2,578	48,791	57,720	42,420	61,215	81,373
<b>Total of Acids</b> . . . "	2,839	3,767	2,363	3,253	3,554	1,70,595	2,13,891	1,04,144	1,44,393	1,17,349
Alum . . . . . "	13,823	7,912	9,594	8,127	4,653	85,363	46,799	52,118	39,525	23,018
<b>Ammonia and salts thereof—</b>										
Anhydrous . . . "	470	539	666	498	645	66,369	70,027	88,702	67,480	82,324
Others . . . . . "	3,761	3,827	4,422	4,626	4,283	32,498	78,266	86,199	88,445	73,714
<b>Disinfectants—</b>										
Naphthalene . . . "	2,908	2,749	1,089	1,779	4,988	40,941	34,714	11,589	19,118	54,218
Others . . . . . "	2,781	3,398	3,448	3,349	3,680	88,917	66,874	64,940	54,044	54,599
Glycerine . . . . . "	666	622	909	1,588	1,686	31,806	28,565	35,802	52,813	52,966
<b>Magnesium compounds—</b>										
Sulphate . . . . . "	9,306	6,990	4,323	3,593	5,239	36,760	25,994	15,965	11,731	15,183
Others . . . . . "	30	51	63	67	50	484	765	608	2,050	2,205
<b>Potassium compounds—</b>										
Chlorate . . . . . "	686	740	962	1,158	1,393	11,788	13,652	21,060	29,073	32,842
Others . . . . . "	486	936	486	570	771	27,461	55,987	28,733	44,745	40,221
<b>Soda compounds—</b>										
Sodium Bicarbonate . . . "	17,606	10,293	16,590	16,254	18,418	1,27,475	70,268	1,12,797	1,12,161	1,26,566
Borax . . . . . "	..	..	1,931	4,240	1,717	..	..	21,451	41,104	17,290
Caustic Soda . . . . . "	46,374	45,919	47,515	60,898	62,311	4,04,985	7,06,602	5,38,081	6,90,691	6,91,804
Sodium Silicate . . . . . "	3,400	2,097	2,627	2,010	1,596	27,042	16,625	20,348	13,693	10,078
Sodium Carbonate . . . . . "	231,440	131,218	205,412	210,608	330,938	14,12,606	11,00,281	11,93,512	11,63,716	13,79,631
Other sorts . . . . . "	2,038	1,045	858	1,672	1,404	30,329	33,099	18,338	27,693	29,844
<b>Total of Soda Compounds</b> ..	300,858	241,172	274,933	295,590	316,334	20,92,437	17,26,875	18,99,527	20,49,118	21,55,213
Sulphur (Brimstone) . . . "	10,771	6,842	7,826	10,255	12,191	60,860	39,531	49,213	61,035	63,331
Other sorts of Chemicals . Value	—	—	—	—	—	4,29,118	4,51,034	4,04,846	4,32,714	4,56,611
<b>Total of Chemicals</b> . . . "	—	—	—	—	—	32,25,417	28,52,954	28,52,436	30,06,934	32,24,061
<b>Clocks and Watches and parts thereof—</b>										
Clocks and time-pieces . No.	86,189	37,277	36,924	83,241	44,974	1,40,248	1,42,542	1,14,095	1,07,260	1,32,332
Other . . . . . Value	—	—	—	—	—	14,205	10,601	27,173	15,475	34,364
<b>Total of Clocks and Watches</b> ..	—	—	—	—	—	1,54,453	1,53,143	1,41,268	1,22,735	1,66,696

TRADE AT CHIEF PORT  
KARACHI

( 120 )

No. 12—continued  
IMPORTS—continued

PRINCIPAL AND OTHER ARTICLES	QUANTITY					VALUE				
	1929-30	1930-31	1931-32	1932-33	1933-34	1929-30	1930-31	1931-32	1932-33	1933-34
						R	R	R	R	R
<b>SIND—continued</b>										
<b>KARACHI—continued</b>										
Coal and Coke—										
Coal . . . . . Tons	80,173	31,660	18,170	12,230	25,643	6,19,896	6,13,714	2,44,443	1,85,737	3,81,962
Coke . . . . . "	198	116	25	..	..	7,346	4,122	1,000	..	..
Total of Coal and Coke	30,371	31,776	18,204	12,230	25,643	6,27,042	6,17,836	2,45,443	1,85,737	3,81,962
Cutlery . . . . . Value	—	—	—	—	..	4,30,485	3,66,141	3,80,043	4,91,203	5,31,771
Drugs and Medicines (excluding chemicals and narcotics)—										
Proprietary and Patent Medicines . . . . . "	—	—	—	—	—	5,22,072	5,83,040	5,42,406	5,75,844	6,27,011
Quinine salts—										
Quinine Sulphate or bi-sulphate . . . . . Lbs.	4,868	5,549	2,093	3,602	4,073	1,03,847	1,19,336	66,191	1,11,006	1,09,876
Quinine Hydrochloride or Dihydrochloride . . . . . "	724	607	588	500	842	23,758	20,697	19,517	21,256	27,910
Other sorts . . . . . "	1,742	2,233	1,007	1,056	923	31,347	39,256	22,436	28,464	23,665
Total of Quinine salts . . . . . "	7,334	8,389	4,688	5,218	6,438	1,63,952	1,79,489	1,08,144	1,61,326	1,61,460
Saccharin . . . . . "	11,201	8,007	14,761	12,565	6,910	43,498	34,748	63,384	53,509	31,616
Other sorts of Drugs and Medicines . . . . . Value	—	—	—	—	—	7,00,722	6,61,725	5,53,691	5,87,573	6,21,174
Total of Drugs and Medicines	—	—	—	—	—	14,39,244	14,69,092	12,87,515	13,78,252	14,41,261
Dyeing and Tanning substances—										
Cochineal . . . . . Cwts.	318	250	198	77	25	71,209	52,126	24,474	9,288	1,034
Dyes obtained from coal tar—										
Alizarine Dyes—										
Alizarine dye dry not exceeding 40 per cent. (a) Lbs.	—	—	6,780	2,500	11,540	—	—	7,928	4,013	17,108
Alizarine dye dry over 40 per cent. (a) . . . . . "	—	—	2,520	—	..	—	—	6,581	—	..
Alizarine dye moist over 10 per cent. and not exceeding 16 per cent. (a) . . . . . "	—	—	30,795	35,840	42,000	—	—	19,129	21,525	23,586
Over 16 per cent. and not exceeding 20 per cent. (a) . . . . . "	—	—	278,373	212,830	331,038	—	—	1,48,633	1,57,487	2,30,037
Exceeding 20 per cent. (a) . . . . . "	—	—	17,360	26,208	25,536	—	—	17,875	36,373	35,494
Total alizarine dye . . . . . "	478,054	265,158	339,828	276,878	410,114	2,10,395	1,22,908	2,00,146	2,19,398	3,00,825
Aniline Dyes . . . . . (b) "	557,868	736,225	421,140	—	—	5,84,346	7,45,755	4,00,800	—	—
Congo red . . . . . "	—	—	—	95,200	64,650	—	—	—	76,336	46,912
Coupling dyes of the Naphthol group—										
Naphthols, rapid fast colours (Rapid salts) and bases . . . . . "	—	—	—	1,791	1,473	—	—	—	11,162	10,270
Indigo . . . . . "	—	—	—	142,743	249,568	—	—	—	2,27,709	3,99,460
Metanil yellow . . . . . "	—	—	—	34,236	68,500	—	—	—	32,454	42,986
Auramine of concentration of 15 % and less . . . . . "	—	—	—	4,750	2,650	—	—	—	3,509	1,807
Rhodamines (Carthamines) of concentration of 15 % and less . . . . . "	—	—	—	2,400	2,450	—	—	—	1,930	1,818
Aniline Salts . . . . . "	—	—	—	22,400	36,990	—	—	—	10,112	16,208
Others . . . . . "	—	—	—	201,740	265,626	—	—	—	3,08,058	3,33,494
Total of Dyes obtained from Coal tar	1,035,922	1,001,383	760,977	782,138	1,092,031	7,94,741	8,68,663	6,00,946	8,91,628	11,50,789
Indigo Synthetic . . . . . "	..	1,810	2,414	..	..	..	2,78,200	3,52,235	..	..
Other sorts (including laedye) . . . . . Value	—	—	—	—	—	5,227	3,914	1,497	4,702	10,257
Total of Dyeing and Tanning substances	—	—	—	—	—	8,71,267	12,02,993	9,79,152	9,05,618	11,62,980
Earthenware and Porcelain—										
Earthenware—										
Pipes of earthenware . . . . . Cwts.	2,233	581	99	..	25	11,355	3,139	535	..	1,098
Sanitary ware . . . . . Value	—	—	—	—	—	79,890	70,676	1,51,088	73,134	81,306
Other kinds . . . . . "	—	—	—	—	—	28,502	57,189	71,230	32,519	21,576
Porcelain—										
Electrical . . . . . "	—	—	—	—	—	13,918	17,015	37,765	39,791	13,981
Other kinds . . . . . "	—	—	—	—	—	3,27,465	2,53,090	2,27,463	2,82,131	3,83,463
Total of Earthenware and Porcelain	—	—	—	—	—	4,52,136	4,01,108	4,80,031	4,27,575	5,01,364
Electroplated ware . . . . . "	—	—	—	—	—	5,822	62,179	36,539	10,230	21,247
Fruits and Vegetables—										
Fresh fruits and vegetables—										
Fresh fruits . . . . . "	—	—	—	—	—	5,002	3,411	3,170	7,097	5,720
Fresh vegetables of all kinds . . . . . "	—	—	—	—	—	3,88,367	3,98,994	2,86,138	3,28,440	4,32,494
Total of Fresh Fruits and Vegetables	—	—	—	—	—	3,93,369	4,02,405	2,89,308	3,35,546	4,38,214

(a) Separately recorded from 1931-32.  
(b) Revised classification has been introduced from 1932-33.





PRINCIPAL AND OTHER ARTICLES	QUANTITY					VALUE				
	1929-30	1930-31	1931-32	1932-33	1933-34	1929-30	1930-31	1931-32	1932-33	1933-34
						R	R	R	R	R
<b>SIND—continued</b>										
<b>KARACHI—continued</b>										
Instruments, Apparatus, and Appliances, and parts thereof—										
Electrical, including telegraph and telephone apparatus, not being Machinery—										
Electric fans and parts thereof . . . . . Value	—	—	—	—	—	3,20,382	4,41,379	3,12,722	4,42,904	2,48,493
Electric wires and cables—										
Rubber insulated . . . . .	—	—	—	—	—	2,00,323	2,38,190	3,14,876	3,24,928	5,49,742
Insulation, other than rubber . . . . .	—	—	—	—	—	6,616	4,92,550	64,712	8,67,919	2,42,742
Telegraph and telephone wires and cables . . . . .	—	—	—	—	—	1,616	31,228	1,413	6,954	21,687
Bare copper wire (Electrolytic) other than telegraph and telephone wires Cwt. (a)	—	6,213	6,114	2,654	4,040	10,690	3,45,044	2,34,264	97,110	1,38,239
Telegraph and Telephone instruments and apparatus . . . . . Value	—	—	—	—	—	8,216	5,440	9,570	74,591	54,215
Electric lamps and parts thereof—										
Electric Glow lamps—										
Gas filled electric bulbs (b) . . . . . No.	—	—	136,230	134,345	163,195	—	—	1,17,155	95,837	90,335
Vacuum electric bulbs (b) . . . . .	—	—	997,036	1,048,040	1,375,490	—	—	1,54,309	1,95,628	1,90,533
Electric bulbs for automobile (b) . . . . .	—	—	28,900	208,898	4,733	—	—	5,185	13,470	691
Electric bulbs for torches (b) . . . . .	—	—	477,952	2,096,866	443,602	—	—	11,718	49,154	28,810
Wireless—Valves (b) . . . . .	—	—	624	1,609	1,623	—	—	3,939	11,855	9,571
Flashlights† . . . . .	197,870	10,569	—	—	—	1,79,663	22,832	—	—	—
Electric lamps, other sorts . . . . .	2,374	765	6,216	623	6,629	11,548	9,799	14,080	19,144	16,613
Parts and accessories of electric lamps . . . . . Value	—	—	—	—	—	3,00,166	5,77,091	1,37,346	2,25,108	1,75,384
Batteries . . . . .	—	—	—	—	—	545	—	1,424	4,297	1,87,695
Accumulators . . . . .	—	—	—	—	—	860	696	17,233	293	24,269
Electric lighting accessories and fittings (including switches) . . . . .	—	—	—	—	—	1,53,092	1,57,595	1,66,220	2,33,020	3,09,700
Electric instruments (other than telegraphic and telephonic)—										
Meters . . . . .	—	—	—	—	—	77,108	97,843	1,62,436	2,71,216	1,33,417
Electrical goods and apparatus not enumerated . . . . .	—	—	—	—	—	3,24,236	4,01,490	2,79,488	3,21,433	72,773
Other sorts . . . . .	—	—	—	—	—	79,962	71,707	1,04,697	2,27,602	3,19,181
<b>Total of Electrical Instruments, etc. . . . .</b>	—	—	—	—	—	16,83,453	29,87,698	21,15,449	29,81,763	28,12,120
<b>Musical—</b>										
Pianos and piano players, complete . . . . . No.	32	19	8	3	9	24,266	10,460	3,318	632	4,748
Talking machines and accessories—										
Talking machines . . . . .	2,150	975	948	1,569	5,418	62,903	36,086	27,095	46,241	98,941
Records . . . . .	2,907	8,111	1,994	1,428	1,718	4,323	10,935	2,843	1,800	1,907
Accessories . . . . . Value	—	—	—	—	—	34,511	29,449	30,527	60,352	1,20,163
Other sorts, including parts of Musical Instruments . . . . .	—	—	—	—	—	1,35,935	92,428	1,40,189	2,00,021	98,571
<b>Total of Musical Instruments . . . . .</b>	—	—	—	—	—	2,61,938	1,79,358	2,08,922	3,09,046	3,24,090
<b>Optical . . . . .</b>										
Photographic—										
Cinematograph films—										
Raw films, i.e., blank films on which no picture has been impressed . . . . . Length in Feet	—	86,105	36,700	7,036	174,469	—	5,799	3,105	2,140	18,492
Exposed films . . . . .	1,025,692	514,292	238,233	213,000	528,930	1,50,519	61,747	22,101	23,587	97,477
Photographs other than cinematograph films . . . . . Value	—	—	—	—	—	71,924	1,68,729	2,01,579	3,02,419	2,88,015
Scientific and philosophical . . . . .	—	—	—	—	—	53,310	56,930	62,957	92,838	1,63,189
Surgical . . . . .	—	—	—	—	—	2,75,080	2,85,672	1,97,722	1,86,198	1,26,212
Wireless apparatus . . . . .	—	—	—	—	—	21,152	56,269	44,639	32,108	1,07,796
Other kinds . . . . .	—	—	—	—	—	5,69,455	5,21,076	4,74,281	4,23,487	4,00,467
<b>Total of Instruments, Apparatus, etc. . . . .</b>	—	—	—	—	—	32,10,306	42,60,956	34,58,281	44,42,858	43,94,473
<b>Jewellery (excluding imitation jewellery and precious stones and pearls, unset), also Plate of Gold and Silver—</b>										
Jewellery . . . . .	—	—	—	—	—	35,164	15,069	34,511	57,194	15,519
Plate of gold and silver . . . . .	—	—	—	—	—	22,122	31,452	99,743	98,030	38,548
<b>Total of Jewellery, etc. . . . .</b>	—	—	—	—	—	57,286	46,511	1,34,254	1,55,224	54,067

(a) Quantity recorded from 1930-31.  
(b) Separately recorded from 1931-32.  
† Shown under new sub-heads above from 1931-32.

No. 12—continued

IMPORTS—continued

PRINCIPAL AND OTHER ARTICLES	QUANTITY					VALUE					
	1929-30	1930-31	1931-32	1932-33	1933-34	1929-30	1930-31	1931-32	1932-33	1933-34	
SIND—continued											
KARACHI—continued											
Leather—											
Hides, tanned or dressed	Tons ..	1	..	2	..	3,180	3,450	..	8,771	4,078	
	No.	—740	—500	—501	—220						
Skins, tanned or dressed	Tons ..	2	2	1	1	88,188	28,450	18,227	3,335	8,001	
	No.	—10,058	—14,850	—8,399	—3,020						
Unwrought	Cwts.	76	182	86	167	34	32,417	65,076	41,680	45,973	12,393
Leather cloth (including artificial leather)	Sq. yards	23,692	172,125	115,829	330,063	137,202	31,634	77,000	78,060	80,260	84,587
Manufactures (excluding boots and shoes and belting for machinery)—											
Bags and trunks	Cwts.	66	33	33	20	30	10,681	8,412	21,596	5,760	11,973
Saddlery and harness	..	8	11	11	11	8	7,810	5,558	9,828	1,753	2,048
Other sorts	Value	—	—	—	—	—	25,941	14,164	21,743	20,374	20,062
Total value of leather manufactures	..	—	—	—	—	—	53,632	28,134	53,167	27,893	34,633
Total of Leather	..	—	—	—	—	—	1,59,010	2,00,131	1,86,743	1,66,232	1,44,547
Liquors, including denatured and perfumed spirits—											
Ale, beer and porter—											
Ale and Beer—											
In bottle	Gals.	367,346	314,051	225,055	245,164	280,485	11,52,929	9,94,782	5,86,731	6,37,260	7,20,980
In bulk	..	511,121	527,905	404,216	368,065	312,030	8,97,775	9,76,111	7,24,436	6,32,292	5,35,032
Total of Ale and Beer	..	868,467	841,956	629,271	613,229	592,524	20,50,704	19,70,893	13,11,167	12,69,552	12,56,012
Stout and Porter—											
In bottle	..	16,751	18,407	14,972	13,781	14,213	72,304	74,420	57,435	53,185	57,716
In bulk	..	7,904	4,732	3,900	2,440	2,860	14,540	9,850	7,170	3,900	4,870
Total of Stout and Porter	..	24,655	23,139	18,872	16,221	17,073	86,844	84,270	64,605	57,085	62,586
Total of Ale, beer and porter,	..	893,122	865,095	648,143	629,450	609,597	21,37,548	20,55,163	13,75,772	13,26,637	13,19,108
Cider and other fermented liquors											
	..	2,821	2,351	1,958	2,442	2,801	16,085	14,257	10,935	12,998	15,841
Spirit—											
Brandy	Liquid	73,108	49,661	22,930	20,546	21,212	9,66,660	6,00,616	3,36,823	3,36,863	3,64,383
	Proof	55,475	37,635	17,495	15,655	16,283					
Gin	Liquid	21,393	25,484	14,188	17,085	19,503	2,19,076	2,72,937	1,47,350	1,55,541	1,01,263
	Proof	15,632	18,086	10,338	11,819	13,319					
Liqueurs	Liquid	3,186	2,046	923	1,515	1,939	50,181	35,186	15,407	25,312	34,976
Rum	Liquid	1,074	1,367	437	288	490	11,744	13,023	4,389	3,214	4,005
	Proof	846	1,110	320	217	401					
Whisky	Liquid	119,553	114,095	63,464	71,981	77,109	22,41,803	21,68,744	12,07,276	13,21,570	14,37,392
	Proof	91,057	86,671	47,994	54,392	58,450					
Spirit, present in drugs, medicines, or chemicals	Liquid	6,816	6,114	4,797	4,085	4,633	1,88,193	1,70,794	1,37,467	1,14,611	1,42,166
Spirit, perfumed	..	839	671	708	282	838	78,649	55,131	61,369	39,470	85,483
Spirit, denatured—											
Imported direct	..	..	111	40	..	46	..	1,231	261	..	53
Denatured at Custom House immediately on arrival before clearance	Liquid	45,091	65,714	54,719	29,369	24,728	49,719	69,327	55,921	27,072	31,909
Other sorts of spirit	..	5,296	4,381	3,601	3,493	4,064	2,13,474	1,08,327	1,40,118	1,37,410	1,43,714
Total of Spirit	..	270,356	270,274	165,307	148,644	154,562	40,19,499	36,41,866	21,06,150	21,61,003	24,39,661

TRADE AT CHIEF PORT  
KARACHI

( 124 )

No. 12—continued  
IMPORTS—continued

PRINCIPAL AND OTHER ARTICLES	QUANTITY					VALUE				
	1929-30	1930-31	1931-32	1932-33	1933-34	1929-30	1930-31	1931-32	1932-33	1933-34
SIND—continued										
KARACHI—continued										
Liquors, including denatured and perfumed spirits—continued										
Wines—										
Champagne and other sparkling wines . Gals.	4,321	3,946	1,826	1,370	4,091	1,54,500	1,40,615	66,745	42,057	1,27,519
Port	6,447	5,755	3,801	3,930	4,504	93,139	85,437	49,263	47,035	59,830
Still red wines, other than port	2,957	2,227	1,224	1,313	1,393	36,798	27,744	11,375	13,547	18,104
Sherry, madeira, and marsala	5,939	5,891	3,722	4,502	6,940	91,456	1,17,028	68,148	69,950	1,07,493
Still white wines other than sherry, madeira and marsala	3,172	2,954	1,598	1,374	2,678	41,582	38,194	16,143	13,173	26,183
Other sorts of wines including vermouth and ginger wine	31,905	28,244	14,402	20,598	19,605	2,37,607	2,06,123	1,07,146	1,02,276	1,09,523
Total of Wines . . . . .	53,931	49,010	26,043	33,186	39,710	6,55,982	5,15,141	3,18,829	3,48,038	5,08,608
Total of Liquors . . . . .	1,226,230	1,166,739	842,271	813,722	806,070	68,28,214	63,26,427	38,11,707	38,49,330	42,83,266
Machinery and Millwork—										
Prime-movers (other than Electrical)—										
Locomotives (excluding those for railways)—										
Oil engines . . . . . No.	36	6	6	..	1	84,367	14,924	9,573	..	1,505
Parts of oil engines . Value	—	—	—	—	—	28,101	7,324	11,268	255	3,298
Steam engines . . . . . No.	9	..	3	2	..	80,378	..	24,421	14,543	..
Parts of steam engine Value	—	—	—	—	—	2,91,109	52,019	49,600	24,301	7,598
Others . . . . .	—	—	—	—	—	..	..	..	2,041	..
Railway Locomotive Engines and tenders and parts . . . . .	—	—	—	—	—	1,73,582	4,30,960	12,42,280	4,12,852	4,01,769
Other than Locomotives—										
Gas engines . . . . . No.	4	19	1	1	5	9,150	42,026	919	10,732	4,740
Parts of gas engines . Value	—	—	—	—	—	144	252	3,406	531	1,563
Oil engines . . . . . No.	420	249	130	152	128	9,06,508	7,61,027	5,04,067	4,28,495	3,41,473
Parts of oil engines . Value	—	—	—	—	—	1,37,406	1,28,725	1,01,244	1,18,142	1,40,962
Steam engines . . . . . No.	9	10	4	2	55	1,00,723	1,16,148	19,863	33,158	4,42,744
Parts of steam engines Value	—	—	—	—	—	33,850	7,022	8,995	5,884	15,750
Total of Prime-movers . . . . .	—	—	—	—	—	10,02,333	15,61,036	10,75,645	10,50,980	14,51,462
Electrical machinery of all kinds, not including Instruments, apparatus, appliances and parts thereof—										
Control and Switchgear	—	—	—	—	—	5,01,277	7,04,527	3,37,006	7,27,354	2,54,312
Generators, alternators, and dynamos . . . . .	—	—	—	—	—	6,35,114	4,18,115	12,90,399	1,48,181	70,945
Motors . . . . .	—	—	—	—	—	1,23,740	1,28,483	1,15,601	90,425	91,033
Transformers . . . . .	—	—	—	—	—	2,80,267	1,28,381	3,29,294	12,41,062	1,33,705
Other kinds . . . . .	—	—	—	—	—	17,92,576	25,85,749	44,58,198	33,53,945	12,04,200
Total of Electrical Machinery . . . . .	—	—	—	—	—	38,41,974	40,00,255	65,30,498	55,61,867	17,56,295
Machinery, not being Prime-movers, or Electrical Machinery—										
Aerated water making machinery . . . . .	—	—	—	—	—	15,469	5,083	500	6,111	8,067
Agricultural Machinery—										
Agricultural tractors and parts . . . . .	—	—	—	—	—	47,079	36,722	49,835	1,48,280	1,20,816
Ploughs and parts . . . . .	—	—	—	—	—	47,631	12,587	6,313	15,567	13,230
Other sorts . . . . .	—	—	—	—	—	2,44,680	1,25,141	42,057	1,54,309	1,01,119
Boilers . . . . .	—	—	—	—	—	2,70,652	5,79,814	1,75,496	45,962	5,20,040
Metal-working machinery (including Machine tools) . . . . .	—	—	—	—	—	6,33,809	1,71,900	2,26,174	1,40,363	2,85,390
Mining Machinery . . . . .	—	—	—	—	—	14,41,831	7,00,768	5,41,441	3,70,625	3,61,853
Oil-crushing and refining machinery . . . . .	—	—	—	—	—	2,00,934	39,466	34,636	40,964	12,019
Paper mill machinery . . . . .	—	—	—	—	—	60,640	..	..	..	..
*Pumping Machinery . . . . .	—	—	—	—	—	—	—	—	—	1,40,251
Refrigerating machinery . . . . .	—	—	—	—	—	2,02,691	2,05,212	1,65,810	1,69,608	95,360
Rice and flour mill machinery . . . . .	—	—	—	—	—	3,98,873	6,14,943	2,74,193	1,77,413	54,768
Saw-mill and wood-working machinery . . . . .	—	—	—	—	—	63,683	27,618	17,825	25,873	10,296
Sewing and knitting machines and parts thereof—										
Sewing and knitting machines . . . . . No.	20,672	15,787	19,179	12,458	12,405	19,02,290	14,73,601	18,18,861	12,42,055	9,08,744
Parts of sewing and knitting machines and accessories . Value	—	—	—	—	—	1,60,415	1,55,695	1,72,033	1,55,795	2,28,831
Total value of sewing and knitting machines and parts thereof . . . . .	—	—	—	—	—	20,62,706	16,29,296	19,90,894	13,97,850	11,37,575

\*Separately recorded from 1933-34.

No. 12—continued  
IMPORTS—continued

PRINCIPAL AND OTHER ARTICLES	QUANTITY					VALUE				
	1929-30	1930-31	1931-32	1932-33	1933-34	1929-30	1930-31	1931-32	1932-33	1933-34
						R	R	R	R	R
<b>SIND—continued</b>										
<b>KARACHI—continued</b>										
Machinery and Millwork— continued										
Machinery, not being Prime- movers, etc.—continued										
Sugar Machinery . Value	—	—	—	—	—	3,17,258	19,405	69,563	6,26,600	40,98,306
Textile machinery—										
Cotton—										
Weaving Machinery . . .	—	—	—	—	—	4,12,409	28,491	86,032	36,758	48,252
Other sorts . . . . .	—	—	—	—	—	1,34,652	2,39,004	2,49,275	1,43,323	2,54,442
Wool . . . . .	—	—	—	—	—	4,48,951	54,445	56,253	1,04,025	1,50,078
Other sorts . . . . .	—	—	—	—	—	19,594	13,876	68,556	44,204	80,778
Total of Textile machinery . . . . .	—	—	—	—	—	10,15,606	3,35,900	4,61,056	4,18,310	5,40,150
Typewriters—										
Typewriters . . . . . No.	1,630	1,099	73	50	146	2,46,042	1,70,139	7,785	6,670	13,181
Parts and access- ories . . . . . Value	—	—	—	—	—	17,439	9,910	9,699	7,302	12,171
Total of Typewriters . .	—	—	—	—	—	2,64,081	1,80,049	17,485	13,972	25,352
Other sorts of Machinery excluding printing machinery . . . . .	—	—	—	—	—	23,28,727	14,75,331	13,64,401	9,01,826	12,98,510
Total of Machinery, not being Prime- movers, etc. . . . .	—	—	—	—	—	96,16,348	60,61,266	54,33,069	46,62,789	95,08,242
Total of Machinery and Millwork . . . . .	—	—	—	—	—	1,48,61,655	1,16,22,557	1,39,39,812	1,12,75,645	1,27,15,099
Manures (excluding oil-cakes)*—										
Nitrogenous—										
Nitrate of Soda . . . . . Tons	90	104	133	168	225	14,409	14,447	18,523	21,508	20,574
Sulphate of Ammonia . . . . .	696	395	20	..	148	99,721	55,144	2,615	..	14,416
Others . . . . .	..	..	..	..	..	..	..	120	45	..
Compounds—										
Ammonium Phosphate . . . . .	..	..	1	..	..	..	..	575	..	..
Fish manures . . . . .	1,250	1,216	932	752	140	1,33,821	1,40,502	86,259	51,329	4,354
Others . . . . .	..	..	291	04	99	..	..	19,943	2,916	4,122
Other kinds of manures . . . . .	253	979	32	..	11	22,767	1,05,003	3,248	..	721
Total of Manures . . . . .	2,289	2,694	1,459	884	632	2,70,718	3,15,096	1,31,288	76,888	50,127
Matches—										
Safety . . . . . { Gross of Boxes	152,304	51,768	29,400	15,200	15,397	1,69,896	57,622	34,211	17,904	18,990
Other sorts . . . . .	167,499	57,500	8,750	1	..	2,17,779	76,856	11,562	6	..
Total of Matches . . . . .	319,803	109,268	38,150	15,201	15,397	3,87,675	1,33,478	45,773	17,910	18,990
Metals and Ors—										
Aluminium —										
Wrought—										
Circles . . . . . Cwts.	7,045	5,168	1,320	44	1,155	5,43,061	3,81,255	87,294	3,670	83,301
Sheets . . . . .	34	39	65	64	103	3,508	3,568	5,644	6,060	10,245
Other manufactures . . . . .	233	150	112	343	207	29,602	16,036	11,657	20,438	14,050
Total of Aluminium, wrought . . . . .	7,312	5,357	1,497	450	1,530	5,77,071	4,01,459	1,01,595	30,108	1,07,596
Brass, bronze, and similar alloys and manufactures thereof—										
Unwrought . . . . .	..	100	8	11	..	..	1,733	110	557	..
Wrought—										
Rods . . . . .	..	..	1,077	355	284	..	..	33,464	9,222	7,836
Sheets . . . . .	3	181	187	482	620	275	11,532	8,629	21,096	18,883
Yellow metal for sheathing . . . . .	8,485	9,383	12,692	23,892	21,196	4,25,481	3,70,916	3,96,721	6,46,748	5,59,449
Other sorts . . . . .	1,129	1,605	797	5,638	5,588	89,210	1,14,964	50,425	2,07,812	1,88,759
Total of Brass, Bronze, etc. . . . .	9,617	11,269	14,761	30,178	27,588	5,14,966	4,99,145	4,98,349	8,85,435	7,74,932
Copper—										
Old, for re-manufacture . . . . .	239	337	1,102	140	326	7,006	10,787	37,033	2,867	6,025
Unwrought—										
Bars, ingots, cakes, bricks and slabs . . . . .	10	20	1,280	440	501	464	1,185	48,414	12,415	14,972
Wrought—										
Braziers . . . . .	..	..	..	..	1,795	..	..	..	..	47,955
Rods . . . . .	1	2,008	1,580	1,227	23	75	1,10,570	65,438	51,570	1,070
Sheets . . . . .	8,664	13,820	16,020	27,897	23,746	5,35,054	6,63,138	5,73,257	8,18,343	7,00,419
Wire, excluding wire of telegraph and telephone . . . . .	17	46	1,946	230	23	1,714	2,774	83,967	6,741	1,052
Other manufactures . . . . .	350	1,222	1,368	2,453	1,527	32,511	84,099	70,920	1,25,118	59,103
Total of Copper, wrought . . . . .	9,032	17,096	20,914	31,807	27,119	5,69,354	8,60,551	7,93,582	10,31,772	8,09,612
Total of Copper . . . . .	9,381	17,503	23,296	32,393	28,006	5,76,824	8,72,473	8,74,029	10,47,054	8,30,009

\* Revised classification has been introduced from 1931-32.

TRADE AT CHIEF PORT  
KARACHI

( 126 )

No. 12—continued  
IMPORTS—continued

PRINCIPAL AND OTHER ARTICLES	QUANTITY					VALUE				
	1929-30	1930-31	1931-32	1932-33	1933-34	1929-30	1930-31	1931-32	1932-33	1933-34
<b>IRON—continued</b>						R	R	R	R	R
<b>KARACHI—continued</b>										
<b>Metals and Ores—continued</b>										
<b>Iron—</b>										
<b>Manufactures—</b>										
<b>Angle and Tee, Bolt and rod—</b>										
Protected . . . Tons	..	402	33	1	..	..	85,657	5,880	114	41
Not protected . . . "	..	..	..	..	..	..	..	..	..	65
<b>Bars and Channels—</b>										
Protected . . . "	..	..	2	..	..	5	..	407	..	..
Not protected . . . "	29	4	25	8	..	8,586	1,022	4,701	1,036	..
<b>Rice bowls . . . "</b>	..	..	..	..	..	..	..	..	..	18
<b>Total of Iron manufactures—</b>										
Protected . . . "	..	402	35	1	..	5	85,657	6,347	114	41
Not protected . . . "	29	4	25	8	..	8,586	1,022	4,701	1,036	83
<b>Total . . . "</b>	29	406	60	9	..	8,591	86,679	11,048	1,750	124
<b>Steel—</b>										
<b>Angle and tee—</b>										
Protected . . . Tons	10,156	5,158	4,801	2,402	2,455	12,09,218	4,81,872	4,23,601	1,73,163	2,01,928
Spring . . . . "	..	2	..	..	2	140	376	..	..	424
<b>Bars other than Cast Steel—</b>										
Protected . . . "	9,710	10,740	5,204	3,827	2,870	12,04,348	10,62,013	5,03,486	3,08,540	2,39,048
Not protected . . . "	15,010	9,809	10,001	12,363	9,709	15,28,371	8,30,753	7,22,246	7,73,214	7,72,142
<b>Cast—</b>										
<b>Tool steel—</b>										
High speed . . . "	11	19	3	5	3	11,030	38,566	6,403	4,480	7,807
Carbon . . . . "	69	49	13	15	11	25,693	14,009	3,126	3,516	4,148
<b>Cast steel bars . . . "</b>	4	8	..	6	14	1,368	3,574	511	2,280	2,700
<b>Other Cast Steel . . . "</b>	72	7	..	5	2	12,548	1,359	168	1,881	694
<b>Total of Steel, Cast . . . "</b>	150	83	16	31	30	51,533	57,508	10,213	12,257	15,448
<b>Ingots, blooms, billets and slabs . . . "</b>	101	68	19	58	52	11,235	8,884	2,395	6,209	6,292
<b>Total of steel—</b>										
Protected . . . . "	19,866	15,898	10,005	6,389	6,334	24,13,561	15,73,885	9,27,177	4,81,703	4,40,976
Not protected . . . "	15,267	9,962	10,096	12,452	9,793	15,91,279	9,06,521	7,34,854	7,91,680	7,94,306
<b>Total of Steel . . . "</b>	35,133	25,860	20,101	18,741	15,127	40,04,840	24,80,406	16,62,031	12,73,383	12,35,282
<b>Iron or steel—</b>										
<b>Anchor and Cables . . . "</b>	35	26	45	2	6	13,571	12,392	19,960	886	2,352
<b>Beams, pillars, girders and bridge-work—</b>										
Protected fabricated . . . "	50	67	3	..	6	8,219	16,216	1,773	25	1,158
" others . . . . "	16,212	16,399	5,541	2,324	4,418	17,20,305	14,50,260	4,60,628	1,58,376	4,27,723
<b>Total of Beams, pillars, etc. . . "</b>	16,262	16,466	5,544	2,324	4,424	17,28,524	14,72,476	4,62,408	1,58,401	4,28,881
<b>Bolts and nuts—</b>										
Protected . . . . "	971	1,222	1,072	827	719	2,99,109	3,51,779	2,67,201	2,14,486	2,08,840
<b>Fencing materials (including Fencing wire) . . . "</b>	821	766	840	712	716	2,87,096	2,54,463	3,05,259	3,43,652	2,81,104
<b>Hoops and strips . . . "</b>	5,250	4,142	4,285	3,662	6,168	6,93,756	5,34,481	4,79,715	3,74,538	7,75,009
<b>Nails, rivets, and washers—</b>										
Protected (a) . . . . "	—	—	391	562	387	—	—	68,813	94,037	71,919
Not Protected (a) . . . "	—	—	1,085	1,145	815	—	—	3,40,061	4,33,518	2,85,537
<b>Total . . . "</b>	1,294	1,807	1,426	1,707	1,202	3,91,821	5,23,148	4,08,874	5,27,555	3,57,466
<b>Old for re-manufacture . . . "</b>	198	309	118	18	216	8,382	11,942	4,501	779	6,859
<b>Pipes and fittings, cast . . . "</b>	1,576	809	611	357	104	2,66,765	1,11,191	2,08,266	1,25,316	43,590

(a) Classified from 1931-32.

No. 12—continued  
IMPORTS—continued

PRINCIPAL AND OTHER ARTICLES	QUANTITY					VALUE				
	1929-30	1930-31	1931-32	1932-33	1933-34	1929-30	1930-31	1931-32	1932-33	1933-34
<i>SIND—continued</i>						R	R	R	R	R
<i>KARACHI—continued</i>										
<i>Metals and Ores—continued</i>										
<i>Iron or Steel—continued</i>										
Rails, chairs and fish-plates, including those for railways— Protected— Rails, 30 lbs. per yard and over and fish-plates therefor . Tons	6,740	102	872	13	12	8,80,488	18,957	1,09,228	9,096	10,519
Others . . . . .	51	73	5	..	..	5,507	7,150	718	..	..
Not protected . . . . .	137	885	1,088	577	636	90,913	1,67,090	4,51,954	2,32,871	1,08,709
Total of Rails, Chairs, etc. . . . .	6,928	560	1,965	590	648	9,26,908	1,83,197	5,61,900	2,42,867	1,79,318
Wood Screws . . . . .	403	392	510	649	237	2,21,639	2,10,426	2,85,191	3,00,275	92,326
Metal thread Screws . . . . .	..	7	14	27	85	2	7,549	13,170	12,877	30,787
Total . . . . .	403	399	524	676	322	2,21,641	2,17,975	2,98,361	3,13,152	1,23,113
<i>Sheets and plates— Galvanised—</i>										
Corrugated— Protected . . . . .	5,843	5,055	3,403	2,113	2,793	11,54,704	9,40,547	5,47,261	3,02,233	4,62,308
Plain— Protected (sheets) . . . . .	5,541	3,609	2,763	3,386	2,347	12,67,499	7,01,369	5,43,273	5,81,403	4,17,941
Not protected (plates) . . . . .	22	112	58	41	29	3,812	17,993	8,099	5,605	4,112
<i>Tinned—</i>										
Thin plates— Protected . . . . .	5,288	2,686	103	867	770	10,81,230	9,00,915	35,492	2,19,014	2,19,956
Others . . . . .	..	..	..	..	..	10	..	..	..	200
<i>Not galvanised or tinned—</i>										
Sheets (up to ½" thick) . . . . .	2,692	3,501	2,336	2,135	2,023	4,16,981	4,05,033	2,93,414	2,31,356	2,28,050
Plates over ½" thick . . . . .	1,864	1,249	1,018	122	409	2,03,946	1,33,988	1,21,011	14,712	46,567
Total not galvanised or tinned— Protected (Fabricated) . . . . .	121	1	37	2	..	15,468	992	9,481	562	..
Others . . . . .	4,230	4,736	3,144	2,232	2,410	6,04,478	5,35,665	3,72,542	2,39,127	2,70,255
Not protected . . . . .	5	13	173	23	22	981	2,336	32,102	6,379	4,362
Total of not galvanised or tinned sheets . . . . .	4,356	4,750	3,354	2,257	2,432	6,20,927	5,38,996	4,14,425	2,46,068	2,74,617
Total Sheets and Plates . . . . .	20,550	16,212	9,086	8,664	8,377	47,28,232	30,99,520	15,48,550	13,54,323	13,70,134
<i>Sleepers and keys of iron or steel for Railways—</i>										
Protected . . . . .	6,261	9,089	1,375	872	521	5,83,916	9,07,976	1,46,532	82,105	77,127
Not protected . . . . .	146	..	..	..	..	38,268	..	..	..	..
Total . . . . .	6,407	9,089	1,375	872	521	6,27,204	9,07,976	1,46,532	82,105	77,127
<i>Tubes, pipes and fittings, wrought—</i>										
Protected . . . . .	..	3,238	10	..	..	..	11,70,099	6,174	..	..
Not protected . . . . .	5,000	7,626	4,497	7,075	5,566	14,14,714	21,86,034	13,58,014	17,95,160	12,92,195
<i>Wire nails—</i>										
Protected . . . . .	1,311	2,356	1,505	1,522	1,122	2,09,433	3,46,751	2,21,571	2,71,627	1,90,267
<i>Wire rope—</i>										
Black . . . . .	103	40	41	15	65	77,575	36,411	57,803	9,104	31,264
Galvanised . . . . .	109	62	84	43	44	55,300	43,435	18,810	30,319	10,568
<i>Wire other than fencing wire—</i>										
Protected* . . . . .	..	..	..	1,746	1,981	..	..	..	2,77,691	2,97,667
Not Protected . . . . .	..	..	..	..	..	..	..	..	..	..
Total . . . . .	1,579	2,675	2,213	1,746	1,981	2,60,806	8,67,491	3,06,331	2,77,691	2,97,667
<i>Other manufactures of iron or steel—</i>										
Protected . . . . .	4,124	6,877	1,730	1,901	954	8,30,028	12,42,866	2,04,729	2,64,940	1,40,040
Not protected . . . . .	1,963	5,216	876	225	252	4,78,158	9,52,532	3,02,582	82,269	79,399
Total of Iron or Steel— Protected . . . . .	54,932	53,159	20,463	18,394	18,511	90,06,011	52,59,043	23,77,256	27,28,490	28,15,516
Not protected . . . . .	10,938	20,226	17,729	14,444	14,866	45,13,012	57,68,176	44,60,940	37,40,731	30,84,456
Total . . . . .	74,870	79,335	38,197	32,838	33,377	1,35,19,023	1,40,27,219	73,38,196	64,69,220	58,99,972
Total of Iron and Steel . . . . .	110,032	105,651	58,358	51,598	48,504	1,75,82,454	1,68,91,304	90,11,275	77,44,363	71,35,378

KARACHI

No. 12—continued  
IMPORTS—continued

PRINCIPAL AND OTHER ARTICLES	QUANTITY					VALUE				
	1929-30	1930-31	1931-32	1932-33	1933-34	1929-30	1930-31	1931-32	1932-33	1933-34
						R	R	R	R	R
KIND—continued										
KARACHI—continued										
Metals and Ores—continued										
Lead—										
Unwrought—										
Ore . . . Tons	124	129	164	133	223	49,608	47,668	55,958	44,847	67,551
Other sorts . . Cwts.	24	23	952	10	2	239	395	13,369	152	25
Wrought . . . Lbs.	1,765	940	2,096	1,210	2,991	40,169	22,168	43,217	23,033	66,807
Total of Lead . . Tons	213	177	301	104	373	90,016	70,231	1,12,544	68,032	1,34,383
Solder . . . Cwts.										
Tin—	661	919	620	230	350	52,949	48,300	34,088	16,015	30,209
Unwrought (blocks, ingots, bars, and slabs) . .	1,174	927	711	834	1,187	1,35,278	93,344	62,818	80,419	1,03,901
Wrought, including plates or sheets, not being tinned iron . .	1	4	4	2	4	707	768	1,151	303	577
Total of Tin . . .	1,175	931	715	836	1,191	1,55,985	94,112	63,969	80,812	1,64,568
Zinc or spelter—										
Unwrought . . .	3,179	1,713	3,264	1,064	1,293	51,917	18,531	31,209	20,746	15,096
Wrought or manufactured . .	474	681	786	593	1,158	14,745	18,937	19,375	10,081	33,014
Other sorts . . .	41	79	16	8	65	337	430	80	79	331
Total of Zinc or Spelter . .	3,694	2,473	4,066	2,565	2,516	66,999	37,898	50,664	30,906	49,341
Metals, unenumerated . .										
Ores, unenumerated . .	551	1,019	501	630	505	31,349	45,372	43,935	31,101	43,958
Total of Metals . . . Tons	111,731	107,673	60,824	55,003	51,739	1,95,49,005	1,86,15,692	1,07,37,490	98,95,039	92,03,423
Total of Ores . . .	124	129	164	133	223	49,608	47,904	55,972	44,847	67,551
Total of Metals and Ores . .	111,855	107,802	60,988	55,141	51,962	1,95,98,613	1,86,63,596	1,07,93,462	99,39,886	92,70,974
Oils—										
Animal										
Cwts.	25	670	249	9,102	11,216	1,151	18,194	6,127	1,41,757	1,64,437
Gals.	329	3,367	3,103	113,257	139,827					
Essential—										
Natural—										
Synthetic										
Lbs.	1,894	3,902	4,109	5,524	26,442	4,536	4,350	3,036	10,483	60,285
Gals.	211	431	455	617	2,936					
Lemon										
Lbs.	6,727	7,758	5,130	6,338	4,218	39,290	30,986	14,759	19,859	12,811
Gals.	748	861	570	793	469					
Other sorts . .										
Lbs.	9,434	14,512	18,416	17,839	17,819	21,903	31,071	37,546	28,071	37,304
Gals.	1,047	1,011	2,042	1,034	1,072					
Total of Essential oils {	18,055	26,172	27,655	29,391	48,479	65,789	67,307	55,991	59,013	1,19,400
Gals.	2,066	2,903	3,067	3,254	5,377					
Mineral—										
Fuel Oils . .										
Gals.	10,329,101	13,168,574	12,607,476	12,879,870	11,944,619	21,89,963	26,98,778	25,74,263	25,01,070	24,19,301
Tons	40,898	52,524	49,672	50,501	47,030					
Kerosene in bulk . . Gals.	19,057,239	21,494,610	17,362,161	7,511,898	9,317,970	88,09,578	99,68,653	77,93,041	30,05,781	37,23,376
„ in tins . .	1,087,511	1,349,818	1,507,098	260,530	333,127	9,34,482	11,08,613	8,10,864	2,01,603	2,31,811
Total of Kerosene . .	20,144,750	22,844,428	18,869,259	7,772,428	9,651,106	97,44,060	1,10,67,266	86,04,805	32,07,384	39,55,687
Lubricating Oils . .										
Petroleum dangerous, flashing below 76° F. . .	1,148,791	1,292,602	1,002,863	1,076,341	1,585,964	22,74,062	22,06,694	18,57,328	16,36,481	17,63,873
Paints, solutions and compositions, dangerous, flashing below 76° F. . .	310,912	1,967,254	1,622,160	671,861	293,040	2,78,294	15,62,029	12,36,322	5,36,263	2,66,100
Other kinds . . .	85,642	103,764	20,224	261,921	1,384,067	1,38,580	1,95,687	26,522	3,29,087	3,50,909
Total of Mineral oils . .	32,019,196	39,376,622	34,122,826	22,664,832	24,862,508	1,46,24,959	1,77,39,994	1,43,04,488	83,22,520	80,77,197





TRADE AT CHIEF PORT  
KARACHI

( 130 )

No. 12—continued  
IMPORTS—continued

PRINCIPAL AND OTHER ARTICLES	QUANTITY					VALUE				
	1929-30	1930-31	1931-32	1932-33	1933-34	1929-30	1930-31	1931-32	1932-33	1933-34
						R	R	R	R	R
<b>SIND—continued</b>										
<b>KARACHI—continued</b>										
Paper and Pasteboard—continued										
Pasteboard, Millboard and Cardboard of all kinds— Straw boards . . . Cwts.	9,943	12,513	11,315	14,534	8,509	64,110	70,796	61,077	78,231	37,120
Other kinds . . . "	4,088	4,319	2,858	7,257	4,720	60,358	65,034	53,019	1,28,116	69,070
Manufactures of paste- board, millboard and cardboard . . . "	263	199	223	254	246	19,603	14,612	14,075	15,322	18,072
Total of Paper and Paste- board . . . "	281,060	314,049	230,330	289,277	258,928	31,71,728	21,75,250	21,16,000	25,05,940	22,09,422
Perfumery excluding per- fumed spirit . . . Value	—	—	—	—	—	1,14,665	1,05,179	93,044	1,22,764	69,910
Pitch; Tar and Dammer— Coal Tar and Pitch . . Cwts.	1,441	865	7,247	16,759	6,881	7,799	4,842	28,433	60,535	24,894
Polishes— Polishes and Composi- tions for application to leather . . . Value	—	—	—	—	—	4,71,211	3,49,043	3,54,324	3,86,781	3,66,616
Polishes and Composi- tions for application to metals, etc. . . "	—	—	—	—	—	86,948	82,394	86,002	81,372	76,846
Wood Polish . . . "	—	—	—	—	—	7,681	7,539	5,637	5,115	2,862
Other sorts . . . "	—	—	—	—	—	17,233	56,403	19,659	11,608	10,900
Total of Polishes . . . "	—	—	—	—	—	5,83,063	4,96,274	4,65,622	4,84,876	4,57,224
Precious stones and pearls, unset—										
Diamonds . . . Value	—	—	—	—	—	40,138	14,846	76,384	12,66,263	2,18,636
Other precious stones . . "	—	—	—	—	—	24,067	23,696	4,844	68,520	50
Pearls . . . "	—	—	—	—	—	5,000	6,000	3,000	43,735	2,70,719
Total . . . "	—	—	—	—	—	69,205	49,542	84,228	13,77,518	4,89,403
<b>Printing and Lithographing machinery and materials (excluding Paper)—</b>										
Printers' ink . . . "	—	—	—	—	—	1,23,161	1,04,038	99,271	96,677	1,14,311
Printing and lithographing presses . . . "	—	—	—	—	—	78,843	82,098	75,775	40,336	1,11,502
Printing type . . . Cwts.	102	68	97	67	131	13,608	9,511	12,210	10,333	20,180
Other materials . . . Value	—	—	—	—	—	69,909	64,111	63,838	57,127	69,759
Total of Printing and Lithographing Machinery, etc. . . "	—	—	—	—	—	2,85,520	2,59,758	2,51,094	2,04,473	3,15,762
Prints, engravings and Pictures . . . "	4	..	..	..	—	30,820	36,389	45,236	25,358	84,583
<b>Provisions and Oilman's stores—</b>										
Bacon and ham . . . Cwts.	2,390	2,373	2,071	2,233	2,701	2,55,044	2,40,831	1,74,262	1,58,847	2,08,865
Biscuits and cakes . . . "	6,751	4,945	4,179	4,032	4,646	6,61,956	4,72,127	3,96,384	3,78,905	3,96,519
Canned and bottled provi- sions (not specified else- where)—										
Canned or bottled fruits . . "	6,560	7,726	6,873	6,918	3,301	2,21,747	2,23,007	1,66,934	1,74,522	1,30,898
Tinned or canned fish . . "	3,598	3,902	2,799	2,780	2,757	2,08,865	2,24,170	1,44,933	1,38,255	1,34,000
Vegetable products (vegetable ghee, and fat, etc.) . . . "	125,378	76,056	17,845	3,862	77	43,62,499	26,51,815	5,55,254	1,12,773	3,231
Others . . . "	13,535	13,768	10,829	12,027	13,250	8,08,863	7,72,744	5,98,824	6,11,819	6,17,908
Cheese (including canned) . . "	2,525	2,775	1,495	2,233	2,038	2,55,344	2,69,436	1,83,264	1,91,939	1,66,307
Cocoa and chocolate . . . "	646	524	490	405	432	54,125	44,259	38,706	34,158	31,065
Confectionery . . . "	6,186	4,223	3,998	3,520	4,069	5,69,870	4,12,207	3,65,869	3,07,531	3,48,973
Farinaceous and patent foods— Farinaceous foods in bulk . . "	700	692	863	1,310	1,275	7,960	6,919	7,334	10,527	9,252
Milk foods for infants and invalids (wholly or mainly milk) . . . "	719	630	672	703	487	1,64,942	1,41,699	1,26,346	1,30,542	1,08,105
Other sorts . . . "	7,218	8,004	5,928	6,855	7,696	3,48,330	3,96,446	3,10,015	3,44,712	3,67,626
Ghi . . . "	238	294	1,613	307	125	19,202	17,231	78,300	15,034	5,783
Jams and jellies . . . "	3,063	3,107	2,486	2,685	3,133	1,57,246	1,45,130	1,11,716	1,14,431	1,25,507
Milk, condensed and pre- served . . . "	5,863	6,822	4,086	2,982	4,610	2,34,997	2,62,205	1,86,674	95,407	1,22,697
Pickles, chutnies, sauces, and condiments . . . "	2,044	1,346	1,287	1,338	1,679	1,94,433	1,45,207	1,25,651	1,14,254	1,40,166
Other sorts of provisions . . "	1,204	1,543	1,575	1,555	2,223	79,250	91,000	68,762	68,978	1,26,391
Total of provisions and Oilman's stores . . . "	186,699	188,745	69,084	55,671	59,539	86,94,723	64,17,384	35,95,623	30,03,434	30,04,122

No. 12—continued  
IMPORTS—continued

PRINCIPAL AND OTHER ARTICLES	QUANTITY					VALUE				
	1929-30	1930-31	1931-32	1932-33	1933-34	1929-30	1930-31	1931-32	1932-33	1933-34
SIND—continued KARACHI—continued										
Rubber—										
Raw . . . . lbs.	1,002	2,302	11,086	6,707	40,257	803	2,954	3,981	806	9,480
Manufactures—										
Pneumatic motor covers No.	110,450	82,910	90,368	50,000	55,991	61,13,936	42,45,488	42,60,114	27,03,454	25,82,440
„ „ tubes . . .	102,021	90,707	81,252	50,672	53,984	9,04,436	781,275	5,45,006	3,63,261	3,48,847
„ „ cycle covers „	2,141	1,936	2,278	870	1,213	32,010	29,023	29,750	12,004	14,812
„ „ tubes „	3,765	4,078	4,490	2,506	2,120	10,530	11,944	11,048	7,022	4,702
„ cycle covers . .	176,023	120,118	256,589	200,589	288,926	2,76,038	1,80,888	3,70,128	2,62,574	2,95,618
„ cycle tubes . . .	230,545	235,557	263,198	323,646	368,587	2,25,001	1,90,930	2,02,884	1,62,420	1,85,636
Solid rubber tyres . . .	383	818	612	348	517	52,534	92,760	59,561	38,842	58,748
Other manufactures except Value apparel, boots and shoes.	—	—	—	—	—	2,79,047	8,10,212	3,48,165	3,42,715	3,59,014
Total of Rubber	—	—	—	—	—	78,94,335	58,60,474	58,40,541	38,93,688	35,59,381
Seeds—										
Oilseeds—										
Essential . . . . Tons	..	2	5	11	6	161	2,288	2,072	2,545	2,320
Non-essential—										
Copra or Coconut kernel „	1	..	1,324	6,927	7,818	418	..	2,20,366	11,07,280	8,82,677
Others . . . . „	419	27	60	5	1	1,01,925	3,249	6,047	431	604
Other than oilseeds . . .	10	10	7	15	11	7,670	5,497	6,770	6,887	4,893
Total of Seeds	430	39	1,396	6,958	7,336	1,10,174	11,034	2,36,161	12,10,143	8,90,554
Soap—										
Household and laundry soap in bars or tablets Cwts.	38,011	26,936	27,227	31,008	29,784	11,15,098	8,09,433	6,02,545	8,05,334	6,84,608
Toilet soap . . . . „	4,457	3,530	3,686	4,331	9,106	5,13,610	3,56,435	3,82,201	3,86,906	6,07,763
Other sorts . . . . „	863	871	875	810	918	52,363	48,450	37,431	37,196	34,253
Total of Soap	43,331	31,337	31,788	36,758	39,808	16,81,071	12,14,367	11,12,177	12,30,126	13,26,714
Spices—										
Betelnuts . . . . „	719	665	161	2,809	1,106	11,994	10,247	2,344	26,296	7,609
Caseia . . . . „	2,749	4,025	4,323	5,807	6,285	46,625	50,400	40,250	58,942	58,622
Other Sorts . . . . „	50	78	109	156	127	3,572	4,981	6,032	4,920	3,365
Total of Spices	3,518	4,768	4,593	8,572	7,518	62,161	65,629	48,626	89,157	69,596
Stationery (excluding paper)—										
Pencils (including slates pencils) . . . . Dozens	318,830	339,758	264,843	663,015	378,406	1,01,058	1,08,018	74,580	1,56,475	96,053
Other sorts—										
Protected . . . . Cwts.	515	380	276	1,064	1,290	25,195	20,435	13,607	58,060	1,31,858
Not protected . . . Value	—	—	—	—	—	7,44,157	7,84,653	6,23,526	6,32,283	5,63,305
Total of Stationery, etc.	—	—	—	—	—	8,70,410	9,13,106	7,11,713	8,47,418	7,92,116
Sticks and Whips . . . . „	—	—	—	—	—	17,239	12,059	10,962	7,496	9,816
Stone and Marble—										
Stone and marble . . . Tons	323	135	222	298	357	46,072	32,032	27,232	31,454	32,933
Articles of Stone and Marble . . . . „	3	3	1	14	15	2,276	7,180	2,467	20,524	5,578
Total of Stone and Marble	326	138	223	312	372	48,348	39,212	29,699	51,978	38,511
Sugar—										
Sugar, 16 Dutch Standard and above* . . . . „	157,414	—	—	—	—	2,45,60,305	—	—	—	—
Sugar 23 Dutch Standard and above . . . . „	—	173,293	58,830	57,212	38,930	—	2,02,58,040	58,61,433	60,13,904	39,80,054
Sugar below 23 Dutch Standard but not below 16 Dutch Standard . . . . „	—	11,465	1,275	2	6	—	12,59,598	1,21,231	680	3,276
Sugar, 15 Dutch Standard and below . . . . „	42	3,636	7	..	—	5,743	3,09,342	2,687	1,557	—
Molasses . . . . „	999	157	857	308	—	45,404	8,444	35,231	14,057	41
Beet Sugar . . . . „	63,172	43,051	57,114	31,891	22,752	98,76,840	47,11,700	63,58,683	32,70,949	22,71,448
Total of Sugar	221,627	231,602	113,083	89,508	61,988	3,44,88,792	2,65,47,119	1,23,79,265	93,01,287	62,54,819
Tea—										
Black . . . . . Lbs.	383,210	339,500	442,031	412,942	102,754	3,25,161	2,58,990	2,68,507	2,14,453	50,402
Green . . . . . „	52,258	210,481	185,334	327,506	422,218	43,322	1,59,676	1,12,225	1,90,735	2,09,182
Total of Tea	435,468	549,981	627,465	740,448	524,972	3,73,483	4,18,666	3,80,732	4,05,188	2,59,674
Textiles—										
Cotton—										
Raw . . . . Bales and Tons	10—1	..—1	..	..	..	853	632	103	390	372
Twist and yarn—										
Grey (unbleached)—										
Nos. 1 to 30 . . . . Lbs.	..	..	5,046	2,000	—	..	..	3,331	916	..
„ 31 to 40 . . . . „	6,000	..	5,200	5,299	—	5,780	..	3,880	3,238	..
„ 41 and above . . . . „	..	..	3,600	20,343	4,029	..	..	4,089	27,333	5,213
Two folds (doubles). „	—	—	1,200	1,200	10,500	—	—	1,165	1,651	6,044
White . . . . . „	115,898	54,320	2,327	98,599	53,550	1,27,979	52,605	45,178	81,769	40,934

\* Shown under sub-heads from 1930-31.

TRADE AT CHIEF PORT  
KARACHI

( 132 )

No. 12—continued  
IMPORTS—continued

PRINCIPAL AND OTHER ARTICLES	QUANTITY					VALUE				
	1929-30	1930-31	1931-32	1932-33	1933-34	1929-30	1930-31	1931-32	1932-33	1933-34
<b>SIND—continued</b>						R	R	R	R	R
<b>KARACHI—continued</b>										
<b>Textiles—continued</b>										
<b>Cotton—continued</b>										
<b>Twist and yarn—continued</b>										
<b>Coloured—</b>										
Nos. 26 to 30 . . . lbs.	22,470	9,000	25,477	800	4,870	30,101	10,708	27,250	1,031	5,783
„ 31 to 40 . . . „	213,871	93,457	92,974	69,242	37,283	2,86,629	1,12,002	95,203	62,064	35,200
„ 41 and above . . . „	24,100	..	..	..	—	32,606	..	..	..	—
Mercurised cotton yarn . . . „	..	40	10,005	15,655	878	..	137	28,465	10,591	1,428
<b>Total of Twist and Yarn . . . „</b>	<b>382,830</b>	<b>156,823</b>	<b>214,010</b>	<b>213,138</b>	<b>111,110</b>	<b>4,83,705</b>	<b>1,75,542</b>	<b>2,09,101</b>	<b>1,91,533</b>	<b>95,257</b>
<b>Manufactures—</b>										
Blankets . . . . .	40,855	73,711	142	3,213	1,285	28,332	50,046	153	2,802	1,010
Canvas . . . . . Yds.	55,810	50,240	44,202	149,794	155,574	46,093	26,343	30,436	66,172	64,101
Handkerchiefs . . . . . No.	1,483,059	211,645	604,694	1,093,880	896,318	3,20,068	47,586	1,28,562	2,84,561	1,51,734
Shawls . . . . . „	..	..	..	49,078	300	..	..	..	25,266	265
<b>Hosiery—</b>										
Stockings and socks . . . . . Doz.	83,689	89,748	81,177	159,349	155,408	1,90,901	1,73,315	1,31,422	2,04,416	1,59,458
Underwear . . . . . Pairs	68,386	60,910	95,978	232,456	332,174	2,50,300	1,94,322	2,78,930	5,62,301	6,32,507
Other sorts . . . . . Value	—	—	—	—	—	8,866	337	..	..	1,207
<b>Piece-goods—</b>										
<b>Grey (Unbleached)—</b>										
<b>Plain Grey—</b>										
Drills and Jeans . . . . . Yds.	4,027,397	1,077,000	1,713,000	462,600	860,000	11,12,887	2,17,240	3,37,877	78,364	1,25,336
Flannel and Flannelettes „	..	291,949	..	..	—	..	59,614	..	..	—
Jaconets, including madapolams, mulls, and cambrics . . . . . „	2,207,141	637,787	1,713,847	2,502,943	2,365,948	4,02,714	89,563	2,12,933	3,10,064	2,73,671
Longcloth and Shirtings . . . . . „	20,678,148	13,270,039	11,631,727	16,522,734	14,597,647	73,87,553	26,83,350	21,34,387	26,33,480	19,50,969
Sheetings . . . . . „	36,000	..	..	..	—	9,059	..	..	..	—
T. Cloth and Domestic . . . . . „	15,912	3,730	1,020	8,888	164	4,808	1,084	203	2,236	26
Unspecified description „	..	541	..	..	—	..	453	..	..	—
<b>Total Plain Grey . . . . . „</b>	<b>35,964,598</b>	<b>15,287,096</b>	<b>15,059,594</b>	<b>19,497,165</b>	<b>17,823,759</b>	<b>89,17,081</b>	<b>30,51,313</b>	<b>28,85,400</b>	<b>30,33,750</b>	<b>23,50,002</b>
<b>Bordered grey—</b>										
Dhuties, Saris and Scarves . . . . . „	3,588,539	650,651	226,843	809,276	1,365,607	9,00,758	1,44,807	43,124	1,44,020	2,31,056
<b>Total of Grey Piece-goods . . . . . „</b>	<b>39,553,137</b>	<b>15,937,747</b>	<b>15,286,437</b>	<b>20,306,441</b>	<b>19,189,366</b>	<b>98,17,839</b>	<b>31,96,120</b>	<b>27,28,524</b>	<b>31,78,370</b>	<b>25,81,058</b>
<b>White (bleached)—</b>										
Checks, spots, and stripes . . . . . „	9,182,975	2,668,001	3,071,639	5,200,650	2,390,096	23,02,014	6,87,694	6,29,745	11,08,738	6,30,003
Lhatis, saris, and scarves „	382,118	89,615	37,638	100,297	229,111	1,28,229	23,787	8,358	23,483	51,110
Drills and jeans . . . . . „	127,114	45,981	23,537	116,050	84,813	74,124	25,940	11,923	44,157	33,853
Jaconets, madapolams, cambrics, and muslins „	3,901,158	3,750,160	3,062,108	5,130,714	3,533,905	12,92,364	10,32,458	8,79,874	14,17,472	8,08,949
Lawns . . . . . „	268,506	15,447	10,302	33,700	10,486	1,74,034	6,331	1,898	7,843	2,305
Longcloth and shirtings „	48,478,443	33,186,331	32,217,048	42,919,092	30,200,615	1,40,61,251	91,21,462	76,78,171	91,47,630	60,66,800
Mulls . . . . . „	100,191,536	77,185,734	65,404,301	132,048,321	63,930,986	2,13,36,293	1,33,43,968	1,42,45,420	1,85,21,801	88,54,065
Nainsocks . . . . . „	5,859,030	3,220,956	2,784,922	5,220,665	2,127,711	10,78,094	5,28,874	3,24,890	6,27,767	2,16,810
Sheetings . . . . . „	5,167	1,642	1,770	807	1,401	5,900	1,607	1,739	700	1,190
Twills . . . . . „	1,340,616	639,137	60,892	733,835	434,608	4,72,816	2,05,108	16,665	1,70,323	1,05,335
Unspecified descriptions „	1,420,762	504,702	470,571	889,815	426,833	3,33,214	1,28,030	1,18,450	1,00,420	1,09,559
<b>Total of White Piece-goods . . . . . „</b>	<b>171,157,445</b>	<b>121,307,766</b>	<b>137,834,297</b>	<b>193,372,986</b>	<b>103,170,625</b>	<b>4,22,19,285</b>	<b>2,50,55,217</b>	<b>2,30,17,133</b>	<b>3,13,28,930</b>	<b>1,98,79,048</b>

No. 12—continued  
IMPORTS—continued

PRINCIPAL AND OTHER ARTICLES	QUANTITY					VALUE				
	1929-30	1930-31	1931-32	1932-33	1933-34	1929-30	1930-31	1931-32	1932-33	1933-34
<b>SIND—continued</b>						R	R	R	R	R
<b>KARACHI—continued</b>										
<b>Textiles—continued</b>										
<b>Cotton—concluded</b>										
<b>Manufactures—continued</b>										
<b>Piece-goods—continued</b>										
<b>Coloured, printed or dyed—</b>										
<b>Printed goods—</b>										
Cambrics, including madapollams, muslins, mulls and jaconets Yds.	5,416,983	1,727,218	2,222,070	3,202,980	1,801,422	12,20,681	3,18,020	4,07,765	4,02,834	387,907
Checks, spots and stripes "	00	..	..	..	56,625	02	..	..	..	10,088
Drills and jeans . . . "	9,398,719	6,173,142	6,773,240	14,328,608	7,359,570	21,35,072	13,28,359	14,07,254	23,84,055	11,15,213
Flannel and flannelettes . . "	664,876	307,628	850,355	1,769,631	111,922	1,54,720	60,156	1,47,307	2,69,475	19,916
Prints and chintz . . . "	2,400,161	3,765,928	1,717,783	600,081	97,913	7,85,225	9,31,027	3,18,817	1,49,540	44,194
Saris and scarves . . . "	2,591,008	2,273,467	1,111,220	3,371,607	1,749,734	9,61,294	6,69,428	3,09,077	8,65,304	4,22,028
Sateens . . . . . "	554,644	150,500	709,569	2,877,159	435,998	2,43,158	61,443	1,85,637	7,13,440	1,22,017
Shirtings . . . . . "	15,814,664	9,114,621	17,331,881	22,046,818	8,100,534	43,23,488	22,71,424	36,90,393	41,82,045	16,53,018
Twills . . . . . "	8,863,065	2,685,038	3,070,168	2,317,015	566,941	20,26,630	5,04,042	5,48,052	374,906	88,275
Unspecified descriptions "	174,328	22,848	6,244	42,318	50,389	84,714	12,054	3,175	18,804	25,394
<b>Total of Printed goods . . . "</b>	<b>45,879,526</b>	<b>26,220,450</b>	<b>33,702,560</b>	<b>51,012,000</b>	<b>20,480,757</b>	<b>1,22,40,069</b>	<b>61,55,978</b>	<b>70,17,668</b>	<b>94,51,189</b>	<b>37,88,045</b>
<b>Dyed goods—</b>										
Cambrics, including madapollams, muslins, mulls and jaconets . . . "	7,078,075	4,663,647	5,244,887	10,276,952	7,177,345	21,00,251	11,65,161	10,98,398	20,59,650	12,40,292
Checks, spots and stripes "	719,526	31,344	85,221	241,216	115,990	2,84,555	11,309	17,556	40,897	22,578
Drills and jeans . . . . . "	229,735	223,490	330,208	632,633	438,312	79,295	53,280	70,496	88,028	65,209
Flannel and flannelettes . . . "	310,942	463,770	689,327	1,204,712	360,298	99,373	94,653	1,19,725	1,92,412	74,347
Italian cloth and Sateens . . . "	3,301,290	2,863,856	4,505,937	6,295,126	2,312,180	15,08,029	11,78,869	13,83,745	17,92,666	7,46,750
Lungis . . . . . "	28,535	10,949	..	..	..	16,855	2,612	..	..	..
Prints and chintz . . . . . "	..	1,062	5,326	3,392	220	..	805	3,260	2,175	120
Saris and scarves . . . . . "	..	6,114	2,394	..	..	..	3,437	1,589	..	..
Shirtings . . . . . "	7,170,356	3,807,772	3,179,400	4,439,792	3,371,251	17,26,897	8,35,958	6,03,596	8,62,427	6,40,032
Twills . . . . . "	4,925,673	2,607,903	6,226,340	5,155,340	2,340,607	13,59,568	6,88,132	11,90,410	10,23,677	5,40,054
Unspecified descriptions "	1,110,184	171,315	199,758	616,351	163,940	3,29,841	78,315	1,02,933	1,96,007	46,433
<b>Total of Dyed goods . . . . . "</b>	<b>24,874,316</b>	<b>14,868,228</b>	<b>20,543,848</b>	<b>28,926,433</b>	<b>16,770,143</b>	<b>74,86,937</b>	<b>41,10,626</b>	<b>45,91,998</b>	<b>62,57,989</b>	<b>33,84,911</b>
<b>Woven coloured goods—</b>										
Cambrics, including madapollams, muslins, mulls and jaconets . . . "	..	..	..	..	33,955	..	..	..	..	8,964
Coatings and Trouserings including Cashmeres, Serges and Tweeds . . . "	1,550,380	961,417	1,078,748	1,130,627	699,985	12,35,325	6,13,016	5,00,420	5,76,675	3,83,871
Drills and jeans . . . . . "	..	306,000	561,352	561,800	310,899	..	55,822	73,735	61,768	52,384
Flannel and flannelettes . . . "	313,422	77,554	592,551	46,885	17,139	96,238	20,639	99,961	5,731	4,090
Shirtings . . . . . "	7,111,064	2,819,636	272,962	1,338,033	2,200,689	25,18,945	10,56,704	90,111	5,42,189	5,63,415
Twills . . . . . "	..	..	120	..	..	..	..	155	..	..
Lungis and Sarongs . . . . . "	28,297	10,500	..	38,020	18,400	14,592	2,513	..	13,400	6,611
Velvet and Velvetens . . . . . "	409,017	177,920	540,760	1,820,373	908,584	3,32,998	1,41,685	3,31,000	7,32,907	2,71,487
<b>Total of Woven coloured goods . . . . . "</b>	<b>9,412,590</b>	<b>4,413,027</b>	<b>3,016,488</b>	<b>5,444,538</b>	<b>4,240,552</b>	<b>41,97,198</b>	<b>18,90,629</b>	<b>10,95,472</b>	<b>19,31,770</b>	<b>12,70,842</b>
<b>Total of printed, dyed and woven coloured Piece-goods . . . . . "</b>	<b>80,166,432</b>	<b>45,491,735</b>	<b>57,367,896</b>	<b>85,983,640</b>	<b>41,497,452</b>	<b>2,39,24,204</b>	<b>1,21,57,233</b>	<b>1,27,05,038</b>	<b>1,76,40,948</b>	<b>84,44,308</b>
<b>Fents of all description * . . . . . "</b>	<b>1,542,156</b>	<b>(a) 24,675</b>	<b>..</b>	<b>..</b>	<b>..</b>	<b>5,41,083</b>	<b>(a) 7,470</b>	<b>..</b>	<b>..</b>	<b>..</b>
<b>Fents not more than 9 yards in length . . . . . "</b>	<b>..</b>	<b>(b) 581,344</b>	<b>7,217,849</b>	<b>3,380,043</b>	<b>6,019,793</b>	<b>..</b>	<b>(b) 1,05,593</b>	<b>8,26,283</b>	<b>5,02,792</b>	<b>8,95,068</b>
<b>Others . . . . . "</b>	<b>..</b>	<b>(b) 255,583</b>	<b>405,384</b>	<b>342,957</b>	<b>383,909</b>	<b>..</b>	<b>(b) 84,159</b>	<b>73,939</b>	<b>89,139</b>	<b>78,261</b>
<b>Total of Fents . . . . . "</b>	<b>1,542,156</b>	<b>861,592</b>	<b>7,624,233</b>	<b>3,723,000</b>	<b>7,393,612</b>	<b>5,41,083</b>	<b>1,97,222</b>	<b>9,00,222</b>	<b>5,91,841</b>	<b>9,74,229</b>
<b>Total of piece-goods . . . . . "</b>	<b>292,419,170</b>	<b>183,598,750</b>	<b>213,192,863</b>	<b>303,386,667</b>	<b>171,191,055</b>	<b>7,65,92,411</b>	<b>4,06,95,792</b>	<b>4,02,59,917</b>	<b>5,27,40,148</b>	<b>2,88,80,233</b>
Rope . . . . . Lbs.	6,950	10,729	6,511	12,935	9,111	7,641	10,250	5,467	11,877	6,598
Thread, sewing . . . . . "	189,013	189,565	175,316	187,142	155,614	3,48,134	2,96,406	2,56,856	2,42,170	2,13,245
Other sorts of manufactures "	61,930	39,760	62,604	55,890	71,401	1,58,870	1,01,864	1,43,375	1,03,057	1,82,817
<b>Total of Cotton manufactures . . . . . Value</b>	<b>..</b>	<b>..</b>	<b>..</b>	<b>..</b>	<b>..</b>	<b>7,78,62,296</b>	<b>4,15,96,261</b>	<b>4,12,26,408</b>	<b>5,43,02,890</b>	<b>3,92,93,355</b>
<b>Total of Cotton . . . . . "</b>	<b>..</b>	<b>..</b>	<b>..</b>	<b>..</b>	<b>..</b>	<b>7,83,52,944</b>	<b>4,16,82,485</b>	<b>4,14,35,671</b>	<b>5,44,97,893</b>	<b>3,93,88,984</b>
<b>Flax—</b>										
Twist and yarn . . . . . Lbs.	..	732	..	..	..	..	1,799	..	..	..
<b>Manufactures—</b>										
Canvas . . . . . Yds.	2,635	7,888	12,831	83,151	44,370	956	9,932	7,832	28,276	20,838
Piece-goods . . . . . "	59,756	24,041	25,847	11,791	18,524	26,939	16,985	15,744	7,189	8,721
Other sorts . . . . . Value	..	..	..	..	..	38,280	69,756	58,516	66,731	43,353
<b>Total of Flax manufactures . . . . . "</b>	<b>..</b>	<b>..</b>	<b>..</b>	<b>..</b>	<b>..</b>	<b>97,650</b>	<b>85,497</b>	<b>80,357</b>	<b>78,518</b>	<b>1,14,006</b>
<b>Total of Flax . . . . . "</b>	<b>..</b>	<b>..</b>	<b>..</b>	<b>..</b>	<b>..</b>	<b>97,650</b>	<b>87,396</b>	<b>80,357</b>	<b>78,518</b>	<b>1,14,006</b>

\* Shown under separate heads from 1930-31. (a) Represents imports from 1st to 3rd April, 1930.  
(b) Represents imports from 4th April, 1930.

TRADE AT CHIEF PORT  
KARACHI

( 134 )

No. 12—continued  
IMPORTS—continued

PRINCIPAL AND OTHER ARTICLES	QUANTITY					VALUE				
	1929-30	1930-31	1931-32	1932-33	1933-34	1929-30	1930-31	1931-32	1932-33	1933-34
<b>SIND—continued</b>						R	R	R	R	R
<b>KARACHI—continued</b>										
<b>Textiles—continued</b>										
<b>Haberdashery and Millinery—</b>										
Lace and Embroidery . Value	—	—	—	—	—	8,94,908	7,95,146	6,75,384	8,64,339	5,21,827
Towels not in the piece . No.	8,902	4,783	2,043	1,723	42,098	8,288	2,988	1,710	1,448	11,718
Other sorts . Value	—	—	—	—	—	8,07,152	6,07,978	5,55,453	5,37,943	488,318
<b>Total of Haberdashery and Millinery . . . . .</b>	—	—	—	—	—	17,10,348	14,05,812	12,32,569	14,03,725	10,21,863
<b>Jute—</b>										
Raw . . . . . Tons.	..	..	..	..	..	..	..	..	..	18
Twist and yarn . . . . . Lbs.	..	2,759	390	..	12	..	517	175	..	2
<b>Manufactures—</b>										
Gunny bags . . . . . No.	2,610	3,582	9,904	81,750	17,433	750	1,002	2,085	15,815	4,480
Other kinds . . . . . Value	—	—	—	—	—	7,338	8,448	4,640	4,966	2,076
<b>Total of Jute . . . . .</b>	—	—	—	—	—	8,088	4,907	6,901	20,781	6,526
<b>Silk—</b>										
Raw . . . . . Lbs.	1	..	..	3,336	138	1	16	..	14,554	818
Silk yarn, noils, and warps . . . . .	137,838	77,047	105,404	172,610	118,041	5,11,434	291,019	3,08,789	3,65,863	2,30,466
<b>Manufactures—</b>										
Goods of silk mixed with other materials . . . . . Yds.	133,871	104,553	136,155	165,576	88,384	2,32,737	1,53,744	1,87,602	1,83,529	1,11,426
Silk piece-goods . . . . .	232,573	493,161	105,621	150,066	175,735	3,07,074	4,62,925	97,600	1,04,127	95,722
Thread for Sewing . . . . . Lbs.	449	279	307	171	573	9,667	6,489	5,144	3,159	4,585
Other sorts . . . . .	6,665	1,835	1,782	7,028	7,395	56,148	26,581	25,989	31,267	27,526
<b>Total of Silk manufactures . Value</b>	—	—	—	—	—	6,05,626	5,89,739	3,16,335	3,22,082	2,39,259
<b>Total of Silk . . . . .</b>	—	—	—	—	—	11,17,061	8,20,771	6,25,124	7,02,409	4,70,043
<b>Wool—</b>										
Raw . . . . . Lbs.	445,170	224,695	315,009	695,408	240,958	4,04,853	1,44,205	2,44,480	5,79,370	3,37,907
<b>Yarn and knitting wool—</b>										
Worsted yarn for weaving . . . . .	257,391	383,201	480,700	765,426	843,909	5,83,953	6,91,266	7,26,662	13,04,818	5,68,672
Knitting wool . . . . .	225,841	161,705	215,508	316,515	422,937	7,13,548	4,66,624	4,60,140	6,01,372	6,38,472
<b>Manufactures—</b>										
Brands . . . . .	2,860	3,082	3,587	3,925	3,710	10,936	16,107	10,587	12,058	11,293
Blankets and rugs other than floor rugs . . . . .	1,355,998	753,744	478,257	1,240,458	1,539,607	15,31,434	8,36,251	4,59,881	11,20,452	12,47,103
Carpets and floor rugs . . . . .	22,625	25,594	29,317	16,595	14,668	76,473	60,501	70,192	38,909	27,724
Hosiery . . . . .	124,427	89,465	85,156	23,199	36,483	6,67,787	3,61,385	1,47,163	96,351	1,46,458
Piece-goods . . . . . Yds.	4,643,459	2,437,495	2,761,228	6,634,845	4,484,796	70,61,642	31,30,145	27,12,410	62,63,103	37,24,625
Shawls . . . . . No.	77,465	56,860	24,800	70,073	69,464	5,18,029	3,07,436	1,40,447	3,50,102	3,21,523
Other sorts . . . . . Lbs.	5,941	2,326	31,333	104,638	80,201	16,913	3,779	14,614	52,083	90,428
<b>Total of Woollen manufactures . Value</b>	—	—	—	—	—	98,83,114	46,58,607	35,64,294	79,42,058	55,60,154
<b>Total of Wool . . . . .</b>	—	—	—	—	—	1,15,85,468	59,60,702	50,04,566	1,04,27,618	71,14,105
<b>Artificial Silk—</b>										
Artificial Silk yarns . . . . . Lbs.	199,695	44,106	23,792	168,167	132,752	2,49,130	57,968	22,572	1,35,535	1,11,596
Piece-goods of Cotton and Artificial Silk (b) . . . . . Yds.	3,331,536	—	—	—	—	20,34,174	—	—	—	—
Piece-goods made entirely of Artificial Silk . . . . .	—	3,139,851	6,720,541	9,650,611	3,176,984	—	10,70,576	20,58,753	18,76,667	4,60,231
Piece-goods made of Cotton embroidered or super imposed with artificial Silk—(a) . . . . .	—	—	—	—	572,860	—	—	—	—	205,592
Piece-goods made of Cotton and Artificial Silk . . . . .	—	1,330,272	1,223,472	919,248	750,620	—	6,62,144	6,16,450	8,21,905	3,67,110
Other sorts . . . . . Value	—	—	—	—	—	1,62,692	5,105	1,44,133	1,98,829	2,71,094
<b>Total of Artificial Silk . . . . .</b>	—	—	—	—	—	24,45,996	18,42,183	28,36,908	30,32,936	14,26,231
<b>Other Textiles . . . . .</b>	—	—	—	—	—	21,611	29,368	13,114	12,081	21,438
<b>Total of Textiles . . . . .</b>	—	—	—	—	—	9,53,39,161	5,18,33,432	5,12,35,194	7,01,75,961	4,05,62,796
<b>Tobacco—</b>										
Unmanufactured Manufactures—										
Cigars (c) . . . . . No.	232	9,163	7,308	1,275	150	2,085	681	735	314	6
Cigarettes (c) . . . . . No.	899,815	262,403,934	122,163,221	80,098,441	20,032,487	38,35,125	21,9,815	10,58,101	0,06,984	2,02,470
Tobacco for pipes and cigarettes . . . . . Lbs.	24,835	24,399	20,641	7,802	6,485	1,22,651	1,20,455	93,703	33,551	28,397
<b>Total of Tobacco manufactures . . . . .</b>	1,014,382	659,443	317,747	215,830	81,709	39,59,861	20,11,961	11,52,539	6,40,840	2,30,870
<b>Total of Tobacco . . . . .</b>	1,016,859	659,508	320,117	215,845	81,743	39,60,407	20,11,961	11,54,379	6,41,402	2,30,913

(a) Separately recorded from 1933-34.  
(b) Shown under Sub-heads from 1930-31.  
(c) Quantity recorded in number from 1930-31.

No. 12—continued  
IMPORTS—continued

PRINCIPAL AND OTHER ARTICLES	QUANTITY					VALUE				
	1929-30	1930-31	1931-32	1932-33	1933-34	1929-30	1930-31	1931-32	1932-33	1933-34
<b>BIND—continued</b>						R	R	R	R	R
<b>KARACHI—continued</b>										
Toilet requisites (not specified elsewhere) . Value	—	—	—	—	—	6,88,751	6,24,554	5,68,750	6,02,509	6,88,713
Toys and requisites for games including fishing tackle—										
Toys . . . . .	—	—	—	—	—	2,41,422	1,70,268	1,67,601	1,94,541	1,78,559
Requisites for games and sports (excluding fire-arms, etc.)—										
Playing cards . . . . .	—	—	—	—	—	98,430	99,476	1,10,114	95,318	60,715
Other sorts . . . . .	—	—	—	—	—	1,31,301	1,24,694	1,13,984	1,02,097	1,22,022
Total of requisites for games . . . . .	—	—	—	—	—	2,28,781	2,24,170	2,24,048	1,97,415	1,82,737
Total of Toys and requisites for games, etc. . . . .	—	—	—	—	—	4,65,153	3,94,430	3,91,849	3,91,950	3,01,296
<b>Vehicles, excluding locomotives, etc., for Railways—</b>										
Carriages and carts not mechanically propelled and parts thereof (excluding railway carriages, trucks, etc.)—										
Carriages and carts not mechanically propelled (excluding railway carriages, trucks, etc.)—										
Protected . . . . . No.	88	72	6	6	5	4,113	6,069	483	1,484	515
Not protected . . . . .	8	58	28	75	6	2,997	10,223	17,003	52,998	4,068
Parts of carriages and carts (excluding rubber tyres)—										
Protected . . . . . Value	—	—	—	—	—	8,325	5,443	2,312	..	564
Not protected . . . . .	—	—	—	—	—	24,592	24,376	25,464	29,190	20,643
Perambulators and children's go-carts . . . . . No.	1,339	724	631	560	859	43,871	21,738	15,684	18,549	12,305
Part of perambulators, etc., and children's go-carts . . . . . Value	—	—	—	—	—	5,471	9,996	25,380	22,555	15,183
Total of Carriages and Carts and parts thereof . . . . .	—	—	—	—	—	89,369	77,845	86,276	1,19,776	83,483
<b>Cycles (other than motor cycles) and parts thereof and accessories—</b>										
Cycles imported entire or in sections . . . . . No.	26,647	10,710	11,277	11,797	14,644	10,78,243	4,14,063	4,09,553	3,78,144	4,06,187
Parts of cycles and accessories (excluding rubber tyres) . . . . . Value	—	—	—	—	—	9,02,504	9,19,014	7,93,342	10,39,894	11,85,585
Total of Cycles (other than motor cycles) and parts thereof and accessories . . . . .	—	—	—	—	—	19,80,747	13,33,077	12,02,895	14,18,038	15,41,722
<b>Mechanically propelled vehicles (excluding railway locomotives and tractors)—</b>										
Aircraft . . . . . No.	8	16	5	9	9	80,779	1,84,465	47,274	1,26,292	1,15,345
Parts of aircraft . . . . . Value	—	—	—	—	—	1,15,990	1,39,785	1,84,375	2,07,836	4,86,126
Carriages and parts for Railways . . . . .	—	—	—	—	—	13,11,135	6,48,193	5,41,267	1,28,867	2,15,909
Wagons and parts for Railways . . . . .	—	—	—	—	—	3,90,510	1,25,823	87,301	41,327	1,02,031
Motor cars (including taxi cabs) . . . . . No.	1,633	1,462	824	642	781	87,42,652	33,25,318	17,34,587	14,98,947	15,70,941
Motor cycles (including scooters) . . . . .	344	307	186	117	90	1,94,710	1,71,450	89,511	50,708	43,708
<b>Motor omnibuses, motor vans and motor lorries—</b>										
Imported with—										
Bodies . . . . .	95	93	14	..	16	2,30,937	2,92,978	98,075	..	21,853
Chassis . . . . .	790	837	536	209	227	16,14,372	15,03,454	12,58,365	4,58,564	4,27,728
Parts of mechanically propelled vehicles and accessories, etc. . . . . Value	—	—	—	—	—	11,24,917	7,88,421	6,72,981	5,40,830	4,01,501
Total of Mechanically propelled vehicles, etc. . . . .	—	—	—	—	—	83,06,502	71,80,392	47,09,236	30,42,171	38,85,287
Ships, parts of . . . . .	—	—	—	—	—	2,251	467	3,92,468	1,966	1,497
Total of Vehicles excluding locomotives, etc., for Railways . . . . .	—	—	—	—	—	1,08,78,889	85,91,781	63,90,395	45,76,951	49,81,039

TRADE AT CHIEF PORT  
KARACHI

( 136 )

No. 12—continued  
IMPORTS—continued

PRINCIPAL AND OTHER ARTICLES	QUANTITY					VALUE				
	1929-30	1930-31	1931-32	1932-33	1933-34	1929-30	1930-31	1931-32	1932-33	1933-34
						R	R	R	R	R
<b>SIND—continued</b>										
<b>KARACHI—continued</b>										
<b>Wood and Timber—</b>										
Deal and pine wood Cubic tons	1,480	1,600	1,465	1,357	1,604	1,37,932	1,38,513	1,10,479	95,360	1,02,222
Teak wood . . . . .	240	210	116	..	—	39,376	40,506	17,880	..	..
Other kinds of wood and timber . . . . . Value	—	—	—	—	—	14,204	54,020	32,002	10,291	14,783
Manufactures of wood, other than Furniture and Cabinetware . . . . .	—	—	—	—	—	89,820	78,479	96,763	1,21,132	1,24,522
<b>Total of Wood and Timber . . . . .</b>	—	—	—	—	—	2,71,232	3,01,518	2,65,624	2,26,783	2,41,527
<b>Postal articles not specified . . . . .</b>	—	—	—	—	—	59,47,160	48,64,316	39,27,326	32,92,945	25,27,416
<b>All other articles of merchandise—</b>										
Unmanufactured . . . . .	—	—	—	—	—	3,68,293	2,73,280	1,99,811	2,37,251	2,86,089
Manufactured . . . . .	—	—	—	—	—	4,92,477	4,97,880	4,27,488	4,06,665	5,11,102
<b>GRAND TOTAL . . . . .</b>	—	—	—	—	—	26,47,01,340	19,48,04,711	15,85,98,186	16,26,30,976	12,90,47,462

GOVERNMENT STORES

PRINCIPAL AND OTHER ARTICLES	QUANTITY					VALUE				
	1929-30	1930-31	1931-32	1932-33	1933-34	1929-30	1930-31	1931-32	1932-33	1933-34
						R	R	R	R	R
<b>Apparel (including Drapery, Uniforms, Accoutrements, but excluding Hosiery and Boots and Shoes) . . . . . Value</b>	—	—	—	—	—	4,45,468	5,74,214	3,05,762	1,08,876	37,230
<b>Arms, Ammunition, and Military Stores—</b>										
Firearms, and parts thereof . . . . .	—	—	—	—	—	1,04,468	8,39,899	79,452	1,06,577	35,020
Othersorts . . . . .	—	—	—	—	—	11,01,346	14,74,576	11,45,774	28,79,706	12,13,402
<b>Total of Arms, Ammunition, and Military Stores . . . . .</b>	—	—	—	—	—	12,05,813	18,13,975	12,25,226	24,86,583	12,48,482
<b>Smelting and Engineering materials . . . . .</b>	—	—	—	—	—	5,412	1,321	176	..	10,159
<b>Chemicals . . . . .</b>	—	—	—	—	—	2,07,201	2,08,021	1,43,110	88,460	1,53,216
<b>Drugs, Medicines, and Narcotics—</b>										
Drugs . . . . .	—	—	—	—	—	2,687	565	5,442	1,356	538
Medicines and Narcotics . . . . .	—	—	—	—	—	51,081	69,964	80,209	62,923	4,674
<b>Total of Drugs, etc. . . . .</b>	—	—	—	—	—	53,768	70,529	85,651	64,279	46,212

No. 12—continued

IMPORTS—continued

## GOVERNMENT STORES—continued

PRINCIPAL AND OTHER ARTICLES	QUANTITY					VALUE				
	1920-30	1930-31	1931-32	1932-33	1933-34	1929-30	1930-31	1931-32	1932-33	1933-34
						R	R	R	R	R
<b>BIND—continued</b>										
<b>KARACHI—continued</b>										
Earthenware and Porcelain—										
Earthenware including pipes . . . . . Value	—	—	—	—	—	8,869	4,275	8,788	..	761
Porcelain—										
Electrical . . . . "	—	—	—	—	—	15,696	45	..	..	..
Other kinds . . . . "	—	—	—	—	—	16,910	5,025	7,559	6,845	1,050
<b>Total of Earthenware and Porcelain . . . . "</b>	—	—	—	—	—	<b>36,475</b>	<b>0,345</b>	<b>11,347</b>	<b>6,845</b>	<b>2,411</b>
Glass and Glassware . . . . "	—	—	—	—	—	48,809	67,767	38,548	37,137	25,270
Hardware and Cutlery (in- cluding Agricultural Im- plements and Plated- ware) . . . . . "	—	—	—	—	—	9,39,598	8,56,888	5,74,438	2,20,809	1,81,528
Instruments, Apparatus, and Appliances, and parts thereof—										
Musical . . . . . "	—	—	—	—	—	7,469	18,271	5,684	1,440	2,233
Photographic . . . . "	—	—	—	—	—	1,83,980	88,090	1,20,887	57,221	12,407
Other kinds . . . . . "	—	—	—	—	—	12,03,056	14,05,788	10,63,018	6,57,040	4,17,368
<b>Total of Instruments, Apparatus, and Appli- ances, etc. . . . . "</b>	—	—	—	—	—	<b>13,94,505</b>	<b>15,07,161</b>	<b>11,89,939</b>	<b>7,15,710</b>	<b>4,32,008</b>
Leather—										
Unwrought . . . . Cwts.	..	14	6	14	4	224	6,453	3,632	6,676	000
Manufactures Other sorts Value	—	—	—	—	—	11,399	19,692	738	667	4,306
<b>Total of Leather . . . . "</b>	—	—	—	—	—	<b>11,623</b>	<b>26,145</b>	<b>4,370</b>	<b>7,343</b>	<b>5,206</b>
Machinery and Millwork—										
Locomotive Engines and parts for Railways . . . . "	—	—	—	—	—	53,68,170	91,71,425	40,56,721	4,49,263	6,00,640
Other sorts of machinery . . . . "	—	—	—	—	—	14,10,675	11,99,498	9,87,399	3,08,691	1,35,996
<b>Total of Machinery and Millwork . . . . "</b>	—	—	—	—	—	<b>72,78,845</b>	<b>1,03,70,927</b>	<b>49,94,120</b>	<b>7,57,954</b>	<b>8,20,636</b>
Metals and Ores—										
Brass, bronze, and similar alloys and manufactures thereof—										
Wrought . . . . Cwts.	81	7	13	94	868	10,834	1,120	4,336	4,376	29,079
Copper—										
Unwrought . . . . "	..	..	8	..	..	..	..	246	..	..
Wrought . . . . . "	1,876	172	12	152	1,413	1,41,140	15,278	1,501	6,520	36,480
<b>Total of copper . . . . "</b>	<b>1,876</b>	<b>172</b>	<b>15</b>	<b>152</b>	<b>1,413</b>	<b>1,41,140</b>	<b>15,278</b>	<b>1,837</b>	<b>6,520</b>	<b>36,480</b>
Iron—										
Manufactures—										
Bars and channels—										
Protected . . . . . "	..	2	..	..	..	..	301	..	..	..
Not protected . . . . . "	..	55	..	..	..	..	6,475	9	..	..
<b>Total of Iron Manufactures . . . . "</b>	..	<b>57</b>	..	..	..	..	<b>6,776</b>	<b>9</b>	..	..
<b>Total of Iron . . . . "</b>	..	<b>57</b>	..	..	..	..	<b>6,776</b>	<b>9</b>	..	..



TRADE AT CHIEF PORT  
KARACHI

( 138 )

No. 12—continued  
IMPORTS—continued

GOVERNMENT STORES—continued

PRINCIPAL AND OTHER ARTICLES	QUANTITY					VALUE				
	1920-30	1930-31	1931-32	1932-33	1933-34	1920-30	1930-31	1931-32	1932-33	1933-34
						R	R	R	R	R
<b>SIND—continued</b>										
<b>KARACHI—continued</b>										
<b>Metals and Ores—continued</b>										
<b>Steel—</b>										
Bars and Channels—										
Protected . . . Tons	1,494	933	1,250	245	245	1,84,177	1,11,964	1,31,054	28,095	28,925
Not protected . . . "	71	124	36	10	131	11,655	16,314	4,329	1,593	17,955
Cast . . . . . "	1	..	..	..	..	1,211	164	488	..	..
<b>Total of Steel . . . . . "</b>	<b>1,566</b>	<b>1,057</b>	<b>1,286</b>	<b>255</b>	<b>376</b>	<b>1,97,043</b>	<b>1,28,342</b>	<b>1,35,871</b>	<b>29,693</b>	<b>46,880</b>
<b>Iron or Steel—</b>										
Nails, screws, rivets and washers—										
Protected . . . . . "				17	37				4,093	10,705
Not protected . . . . . "	10	260	10	13	22	6,969	57,277	8,985	7,041	8,756
Sheets and plates, including galvanized and tinned plates—										
Protected . . . . . "	721	327	7	47	159	90,698	44,427	4,147	6,907	23,940
Not protected . . . . . "	5	18	25	15	..	1,662	2,954	4,774	2,559	110
Rails and fish plates of steel or iron—										
Protected . . . . . "	423	71	..	..	..	58,352	12,003	..	..	..
Not protected . . . . . "	1	3	..	..	..	92	2,031	..	..	..
Sleepers and keys of steel and iron—										
Protected . . . . . "	7,347	..	..	..	..	9,06,968	61	..	..	..
Not protected . . . . . "	714	..	..	..	..	80,761	..	..	..	..
Wire—										
Protected . . . . . "				52	34				8,528	6,119
Not protected . . . . . "	461	44	16	..	2	82,567	7,911	8,795	..	565
Other manufactures of iron or steel—										
Protected . . . . . "	6,375	2,610	641	231	114	13,57,228	3,90,423	1,03,630	44,070	29,682
Not protected . . . . . "	1,196	3,353	1,399	18	45	5,18,336	12,86,703	7,71,252	15,857	23,838
<b>Total of Iron or steel—</b>										
Protected . . . . . "	15,866	3,008	650	347	304	24,13,242	4,46,914	1,10,470	64,198	75,506
Not protected . . . . . "	2,387	3,598	1,948	46	69	6,90,887	13,56,876	7,91,113	25,457	33,269
<b>Total of Iron or steel . . . . . "</b>	<b>18,253</b>	<b>6,606</b>	<b>2,598</b>	<b>393</b>	<b>463</b>	<b>31,04,129</b>	<b>18,03,790</b>	<b>9,01,583</b>	<b>89,655</b>	<b>1,08,775</b>
<b>Metals and ores unenumerated . . . . . Cwts.</b>	<b>354</b>	<b>558</b>	<b>89</b>	<b>236</b>	<b>222</b>	<b>23,609</b>	<b>26,325</b>	<b>5,553</b>	<b>10,749</b>	<b>7,200</b>
<b>Total of Metals and Ores . Tons</b>	<b>19,935</b>	<b>7,757</b>	<b>3,890</b>	<b>672</b>	<b>904</b>	<b>34,75,764</b>	<b>19,33,131</b>	<b>10,49,230</b>	<b>1,50,993</b>	<b>2,28,474</b>
<b>Paper and Pasteboard—</b>										
Paper—										
Printing paper—										
Protected . . . . . cwts.	183	570	68	565	36	9,346	34,886	3,436	38,018	1,988
Writing paper and envelopes—										
Protected . . . . . Cwts.	11	3	7	226	..	1,553	1,701	745	9,580	..
Other kinds of paper . . . . . "	1,922	630	1,740	148	108	1,94,334	1,64,568	38,136	15,129	7,887
Pasteboard, millboard and cardboard of all kinds . . . . . "	8	..	..	11	175	480	9	8	716	13,070
<b>Total of Paper and Pasteboard . . . . . "</b>	<b>2,124</b>	<b>1,203</b>	<b>1,815</b>	<b>950</b>	<b>319</b>	<b>2,06,713</b>	<b>2,01,164</b>	<b>42,325</b>	<b>64,048</b>	<b>22,945</b>
<b>Printing and lithographing materials (excluding paper) . . . . . Value</b>	<b>—</b>	<b>—</b>	<b>—</b>	<b>—</b>	<b>—</b>	<b>63,692</b>	<b>95,424</b>	<b>22,678</b>	<b>9,672</b>	<b>11,043</b>
<b>Stationery (excluding paper) . . . . . Value</b>	<b>—</b>	<b>—</b>	<b>—</b>	<b>—</b>	<b>—</b>	<b>78,978</b>	<b>94,766</b>	<b>9,410</b>	<b>5,680</b>	<b>2,453</b>
Protected . . . . . Cwts.	..	1	..	..	2	..	38	..	170	351
Not protected . . . . . Value	—	—	—	—	—	78,978	94,766	9,410	5,680	2,453
<b>Total of Stationery . . . . . "</b>	<b>—</b>	<b>—</b>	<b>—</b>	<b>—</b>	<b>—</b>	<b>78,978</b>	<b>94,799</b>	<b>9,410</b>	<b>5,858</b>	<b>2,804</b>
<b>Telegraphs, materials for construction of . . . . . "</b>	<b>—</b>	<b>—</b>	<b>—</b>	<b>—</b>	<b>—</b>	<b>6,288</b>	<b>7,200</b>	<b>..</b>	<b>..</b>	<b>..</b>

No. 12—continued  
IMPORTS—concluded

## GOVERNMENT STORES—concluded

PRINCIPAL AND OTHER ARTICLES	QUANTITY					VALUE				
	1929-30	1930-31	1931-32	1932-33	1933-34	1929-30	1930-31	1931-32	1932-33	1933-34
<i>SIND—continued</i>						₨	₨	₨	₨	₨
<i>KARACHI—continued</i>										
Textiles—										
Cotton—										
Manufactures—										
Piece-goods . . . Yds.	2,813	11,723	9,641	366	20	2,725	6,119	9,129	224	48
Other sorts of manufactures (including Handkerchiefs and Shawls in the piece) . Value	—	—	—	—	—	28,510	60,385	15,313	6,474	5,966
Total of Cotton manufactures . . .	—	—	—	—	—	26,885	66,504	24,442	6,698	6,014
Flax—										
Manufactures—										
Canvas . . . Yds.	1,885	3,845	4,763	1,215	—	2,667	7,968	4,305	1,114	—
Other sorts (including bags and sacks) . Value	—	—	—	—	—	10,849	54,788	37,499	15,696	16,939
Total of Flax manufactures . . .	—	—	—	—	—	13,516	62,751	41,804	16,810	26,399
Wool—										
Manufactures—										
Piece-goods . . . Yds.	6,940	1,510	53,803	646	59,295	42,192	6,118	1,07,640	4,577	1,16,700
Other sorts . . . Lbs.	23,031	9,416	244	43	4,790	90,152	18,603	686	187	12,046
Total of Wool . . . Value	—	—	—	—	—	1,32,344	24,721	1,08,326	4,714	1,28,746
Total of Textiles . . .	—	—	—	—	—	1,73,035	1,53,976	1,74,572	23,222	1 61,099
Vehicles excluding locomotives, etc.—										
Carriages and parts thereof for railways . . . Value	—	—	—	—	—	3,08,855	3,80,332	1,28,157	2,24,605	1,13,886
Wagons and parts thereof for railways . . .	—	—	—	—	—	84,356	3,69,729	91,472	1,591	33,544
Carriages and carts (excluding railway carriages) and parts thereof—										
Protected . . .	—	—	—	—	—	—	—	—	—	1,32,154
Not protected . . .	—	—	—	—	—	11,739	261	4,928	61,191	—
Other kinds . . .	—	—	—	—	—	75,98,355	1,92,49,423	38,73,043	58,53,935	23,45,305
Total of Vehicles, etc. . .	—	—	—	—	—	80,93,805	2,00,19,760	90,97,605	61,41,322	31,24,839
All other Articles—										
Unmanufactured . . .	—	—	—	—	—	23,19,093	25,52,682	22,04,451	22,48,950	10,13,965
Manufactured . . .	—	—	—	—	—	7,65,582	9,44,130	6,67,625	4,74,347	3,77,318
GRAND TOTAL OF GOVERNMENT STORES . . .	—	—	—	—	—	2,69,13,127	4,15,59,479	2,13,90,537	1,36,26,493	75,91,495

## ABSTRACT (IMPORTS OF MERCHANDISE)

ARTICLES	QUANTITY					VALUE				
	1929-30	1930-31	1931-32	1932-33	1933-34	1929-30	1930-31	1931-32	1932-33	1933-34
Liquors . . . . . Value	—	—	—	—	—	68,23,214	63,26,427	38,11,707	33,49,336	42,23,268
Metals and Ores . . . . .	—	—	—	—	—	1,95,93,613	1,86,63,596	1,07,98,462	99,39,836	92,70,974
Textiles—										
Cotton manufactures, excluding Twist and Yarn . . .	—	—	—	—	—	7,73,63,296	4,15,06,261	4,12,26,408	5,43,02,890	3,02,93,365
Other Articles except Salt . . .	—	—	—	—	—	16,04,46,008	12,82,92,923	10,27,49,323	9,45,81,986	3,67,83,945
TOTAL . . . . .	—	—	—	—	—	26,47,41,131	19,47,89,212	15,85,80,905	16,26,24,048	12,93,31,542
Salt . . . . .	—	—	—	—	—	20,113	15,432	17,281	12,927	15,920
GRAND TOTAL . . . . .	—	—	—	—	—	26,47,61,249	19,48,04,711	15,85,98,186	16,26,36,975	12,96,47,462

INDIAN MERCHANDISE

PRINCIPAL AND OTHER ARTICLES	QUANTITY					VALUE				
	1929-30	1930-31	1931-32	1932-33	1933-34	1929-30	1930-31	1931-32	1932-33	1933-34
						R	R	R	R	R
<b>SIND—continued</b> <b>KARACHI—continued</b>										
Animals, living . . . No.	27,074	19,007	13,975	25,040	29,547	64,814	22,733	10,470	10,871	5,418
Apparel (including drapery, uniforms, accoutrements, but excluding hosiery and boots and shoes) . . . Value	—	—	—	—	—	63,605	50,081	13,950	30,089	39,295
Bones for manufacturing purposes . . . Tons	25,397	20,928	11,125	16,379	11,133	26,77,893	29,22,000	11,12,609	15,09,100	7,53,050
Building, and Engineering materials, other than of iron, steel, or wood . . . Value	—	—	—	—	—	5,761	11,984	5,476	4,517	4,681
Chemicals and Chemical preparations (excluding chemical manures and medicines)— Saltpetre . . . Cwts.	16,072	10,740	15,493	41,322	52,400	1,72,008	1,17,120	1,19,832	3,03,700	4,88,600
Other sorts of chemicals . . . Value	—	—	—	—	—	95,224	72,882	77,414	74,706	60,075
Total of Chemicals, etc. . .	—	—	—	—	—	2,68,132	1,90,002	1,97,276	3,78,412	5,04,675
Coal and Coke— Coal . . . Tons	127	258	73	300	222	3,435	6,027	2,442	8,070	5,870
Coke . . . . .	4	40	4	5	23	112	1,600	100	115	450
Coffee . . . . . Cwts.	..	17	17	..	..	..	1,050	865	..	..
Drugs and medicines . . . Value	—	—	—	—	—	8,95,960	8,41,800	1,85,545	76,001	1,41,103
Dyeing and Tanning substances . . . Cwts.	2,634	723	594	503	665	42,264	13,128	6,476	5,588	7,281
Fish (excluding canned fish)— Fish, dry, unsalted . . .	2,389	3,797	4,177	1,785	1,291	1,27,444	1,79,790	1,98,818	77,432	55,710
Fish, dry, salted . . .	34,408	33,558	29,074	29,252	33,742	10,93,109	10,86,688	7,45,090	7,41,457	8,40,100
Fishmaws and shark-fins . . .	2,608	2,454	2,294	1,764	1,783	4,09,489	3,16,755	2,92,460	2,41,606	1,89,425
Total of Fish, etc. . .	39,355	39,806	32,545	32,801	36,816	16,30,042	15,83,233	12,05,874	10,60,495	10,85,235
Fodder, Bran, and Pollards (excluding oil-cake)— Other sorts of Bran and pollards . . . Tons	1,399	3,373	2,640	3,042	2,585	1,34,755	2,44,000	1,61,131	2,04,144	1,72,278
Other sorts of fodder . . .	12	..	..	1	1	610	11	14	53	30
Total of Fodder, Bran, etc. . .	1,411	3,373	2,640	3,043	2,586	1,35,365	2,44,011	1,61,145	2,04,197	1,72,308
Fruits and Vegetables— Fresh fruits and vegetables— Fresh fruits . . . Value	—	—	—	—	—	2,433	2,044	1,785	1,525	4,104
Fresh vegetables— Onions . . . Cwts.	1,550	2,190	1,303	2,670	921	8,481	8,973	5,122	8,595	2,161
Other sorts . . . Value	—	—	—	—	—	99,874	1,11,093	90,890	1,52,547	1,00,824
Total of Fresh Fruits and Vegetables . . .	—	—	—	—	—	1,10,788	1,23,010	97,806	1,62,667	1,07,089
Fruits and Vegetables: dried, salted, or preserved, all sorts . . . Tons	24	46	85	..	508	5,563	7,538	4,906	7,074	1,02,776
Total of Fruits and Vegetables . . . Value	—	—	—	—	—	1,16,351	1,30,548	1,02,802	1,69,741	2,09,815
Grain, Pulse, and Flour— Barley . . . Tons	5,467	1,129	26,740	16,578	110	8,53,044	1,90,801	16,11,991	10,53,303	7,569
Jowar and bajra . . .	515	867	2,469	2,854	139	65,546	40,111	1,50,848	2,05,530	9,729
Maize . . . . .	15	13	11	5	5	1,951	1,30	787	548	740
Pulse— Gram . . . . .	5,970	7,024	11,031	25,433	25,008	10,58,095	9,11,176	9,75,181	22,01,772	20,40,058
Lentils . . . . .	885	741	18	10	326	50,745	89,207	1,049	2,414	40,659
Other sorts . . . . .	6,509	5,166	6,425	10,328	7,820	9,07,720	6,15,580	6,40,073	10,06,112	7,32,015
Rice, not in the husk— Boiled rice . . .	40,326	41,121	36,475	27,248	16,797	77,91,599	69,86,067	50,05,321	39,08,491	20,10,477
Cleaned rice . . .	2,299	2,137	1,209	605	643	5,48,073	4,52,980	1,88,403	1,03,296	93,200

No. 12—continued  
EXPORTS—continued

## INDIAN MERCHANDISE—continued

PRINCIPAL AND OTHER ARTICLES	QUANTITY					VALUE				
	1929-30	1930-31	1931-32	1932-33	1933-34	1929-30	1930-31	1931-32	1932-33	1933-34
<b>SIND—continued</b>						R	R	R	R	R
<b>KARACHI—continued</b>										
<b>Grain, Pulse and Flour—continued</b>										
<b>Rice, not in the husk—continued</b>										
Broken cleaned rice . Tons	237	380	164	426	110	32,098	50,114	14,256	41,143	9,426
Wheat . . . . .	10,743	104,917	18,664	645	739	15,41,020	1,91,07,641	11,78,288	59,638	67,509
“ flour . . . . .	26,478	26,493	24,858	13,359	6,180	52,63,932	39,03,053	25,64,836	14,13,812	6,40,446
Other sorts . . . . .	286	344	276	383	328	58,805	54,768	20,820	30,721	33,212
Total of Grain, Pulse, and Flour . . . . .	99,230	279,832	1,28,335	97,940	58,215	1,60,62,193	3,23,12,601	1,22,67,816	99,36,280	57,01,579
<b>Gums and Resins—</b>										
Resin . . . . . Cwts.	41,903	12,449	3,970	14,083	6,026	5,24,930	1,55,410	33,375	1,58,435	74,425
Other sorts . . . . .	124	522	180	90	356	7,834	23,705	7,275	3,892	10,901
Total of Gums and Resins . . . . .	42,027	12,971	3,150	14,173	6,382	5,32,764	1,82,205	40,650	1,62,327	85,326
<b>Hides and Skins, raw—</b>										
<b>Hides, raw—</b>										
Buffalo hides { Tons	577	457	124	196	523	5,49,903	3,32,373	67,472	80,451	2,40,570
{ =No.	=76,472	=53,838	=15,360	=31,015	=64,862					
Cow hides { Tons	2,214	1,731	1,164	686	1,404	27,19,307	16,19,099	8,59,909	4,27,182	9,64,637
{ =No.	=436,319	=330,000	=251,784	=160,718	=2,95,493					
<b>Calf skins—</b>										
Buffalo calf skins { Tons	401	317	183	140	248	3,56,189	2,23,893	78,100	67,302	1,06,056
{ =No.	=175,783	=132,056	=63,571	=67,605	=105,711					
Cow calf skins { Tons	501	390	198	199	196	6,12,509	3,93,888	1,40,994	1,32,429	1,26,138
{ =No.	=201,417	=147,224	=81,541	=81,546	=98,801					
Other hides { Tons	85	54	9	3	11	36,490	31,089	1,578	469	1,610
{ =No.	=3,249	=4,116	=863	=280	=927					
Total of Hides, raw { Tons	3,728	2,949	1,628	1,224	2,382	42,74,468	26,00,342	11,54,059	7,06,833	14,29,511
{ =No.	=893,240	=673,084	=413,119	=331,134	=565,594					
<b>Skins, raw—</b>										
Goat skins { Tons	6,414	4,445	4,397	3,401	4,801	97,15,388	64,24,948	50,84,764	31,11,604	46,27,099
{ =No.	=6,480,311	=4,563,586	=4,407,336	=3,368,374	=4,869,325					
Sheep skins { Tons	638	573	438	524	947	9,42,235	7,80,040	3,96,924	3,95,388	7,32,524
{ =No.	=957,680	=870,281	=689,352	=819,800	=1,487,372					
Other skins { Tons	26	2	6	6	12	2,08,568	10,716	35,609	25,677	78,020
{ =No.	=163,112	=13,795	=27,635	=18,518	=49,164					
Total of Skins, raw { Tons	7,078	5,020	4,741	3,931	5,760	1,08,65,691	72,24,704	55,17,297	35,32,729	54,37,643
{ =No.	=7,601,103	=5,447,602	=5,124,323	=4,227,252	=6,406,361					
Cuttings of hides and skins, raw Tons	373	117	22	..	..	78,400	32,248	4,860	..	..
Total of Hides and Skins, raw { Tons	11,179	8,086	6,391	5,155	8,142	1,52,19,559	98,57,294	66,76,216	42,89,562	68,66,954
{ =No.	=8,494,343	=6,120,746	=5,537,442	=4,558,380	=6,971,955					
<b>Kapok . . . . . Cwts.</b>	5,872	3,173	5,662	2,156	2,010	1,97,701	1,02,165	1,28,686	47,718	48,495
<b>Lao—</b>										
Seed . . . . .	197	572	209	69	..	19,500	35,900	4,900	3,428	..
Other kinds (excluding lao dye) . . . . .	381	455	105	75	21	27,179	13,523	3,275	1,350	1,300
Total of Lao . . . . .	578	1,027	374	164	21	46,679	48,823	8,175	4,778	1,300
<b>Leather—</b>										
<b>Hides, tanned or dressed—</b>										
Buffalo hides { Tons	..	..	1	2	..	..	600	950	4,519	64
{ =No.	..	=41	=95	=630	=13					
Cow hides { Tons	33	5	8	17	37	79,485	12,353	15,518	37,199	97,286
{ =No.	=7,291	=1,232	=2,109	=4,071	=10,402					
Buffalo calf skins { Tons	4	..	1	3	..	7,939	..	1,800	3,407	994
{ =No.	=1,988	..	=650	=1,736	=470					
Cow calf skins { Tons	6	6	2	4	4	20,179	19,902	4,802	7,150	7,386
{ =No.	=4,037	=5,115	=2,756	=4,057	=2,697					
Total of Hides, tanned or dressed { Tons	43	11	12	26	41	1,07,603	32,360	23,070	52,284	85,720
{ =No.	=13,374	=6,388	=5,700	=11,394	=13,582					
<b>Skins, tanned or dressed—</b>										
Goat skins { Tons	34	28	0	4	8	1,63,147	1,20,282	29,873	11,170	21,422
{ =No.	=121,116	=95,070	=23,576	=13,480	=28,320					

TRADE AT CHIEF PORT  
KARACHI

( 142 )

No. 12—continued  
EXPORTS—continued

INDIAN MERCHANDISE—continued

PRINCIPAL AND OTHER ARTICLES	QUANTITY					VALUE				
	1929-30	1930-31	1931-32	1932-33	1933-34	1929-30	1930-31	1931-32	1932-33	1933-34
SIND—continued										
KARACHI—continued										
Leather—continued										
Skins, tanned or dressed—contd.										
Sheep skins . . .	Tons 122 =No. =374,651	96 =256,136	62 =174,297	19 =60,023	60 =131,063	} 5,63,291	} 4,11,478	} 3,27,391	} 40,635	} 1,20,610
Other skins . . .	Tons 23 =No. =404,608	12 =174,367	8 =156,608	8 =104,883	5 =103,337					
Total of Skins, tanned or dressed	Tons 162 =No. =900,375	136 =526,173	70 =354,481	31 =178,892	78 =231,620	} 11,90,309	} 7,12,887	} 4,06,116	} 1,47,531	} 1,92,848
Other sorts . . .	Value —	—	—	—	—					
Total of Leather . . .	—	—	—	—	—	18,24,312	7,40,641	4,37,892	2,18,077	2,08,300
Manures—										
Bone meal . . . Tons	11,004	10,987	11,066	6,495	4,287	7,61,877	6,79,815	4,70,857	3,37,287	2,41,698
Fish manures . . .	2,888	3,212	2,656	1,818	1,632	3,96,204	4,69,560	3,02,302	1,68,610	1,48,600
Horn Meal . . .	..	..	460	595	362	..	..	54,200	56,300	34,375
Other kinds . . .	228	..	..	48	75	22,877	..	..	2,300	6,000
Total of Manures . . .	14,180	14,199	14,182	8,946	6,336	11,81,048	11,39,375	8,27,859	5,64,497	4,33,671
Metals and Ores—										
Chromite (Chrome iron ore) . . .	9,400	11,020	4,045	5,823	11,661	2,82,009	3,30,575	1,21,350	1,74,690	3,49,699
Iron or Steel . . .	1	3	3	2	9	1,359	1,632	1,162	1,042	2,077
Ores unenumerated . . .	1	..	..	..	..	150	..	..	..	..
Total of Metals . . .	1	3	3	2	9	1,359	1,632	1,162	1,042	2,077
Total of Ores . . .	9,401	11,020	4,045	5,823	11,661	3,83,150	3,30,575	1,21,350	1,74,690	3,49,699
Total of Metals and Ores . . .	9,402	11,023	4,048	5,825	11,670	3,83,509	3,31,207	1,22,512	1,75,732	3,51,776
Oils—										
Animal . . .	Cwts. 218 Gals. 2,712	3 87	..	..	2 24	} 4,646	} 50	} ..	} ..	} 38
Essential . . .	Cwts. 122 Gals. 13	..	154	..	..					
Mineral oils . . . Gals.	443	..	143	366	518	378	..	227	195	1,748
Vegetable, non-essential—										
Mustard or Rape . . .	Cwts. 81 Gals. 1,022	73 914	50 624	2,357 29,846	1,100 14,814	} 2,459	} 1,329	} 1,089	} 44,879	} 30,245
Sesamum (til or jinyli) . . .	Cwts. 1,699 Gals. 21,144	2,852 35,468	2,368 29,347	1,273 15,861	2,161 26,902					
Other sorts . . .	Cwts. 268 Gals. 3,148	274 3,412	177 2,301	371 4,626	513 6,391	} 7,404	} 7,096	} 3,832	} 8,187	} 0,643
Total of Vegetable, non-essential Oils . . .	Cwts. 2,038 Gals. 25,314	3,199 39,824	2,585 32,172	4,001 49,833	3,864 48,107					
Total of Oils . . . Gals.	28,482	39,861	32,333	60,199	48,649	66,640	78,501	64,072	77,869	66,157
Oilkakes—										
Cocoanut cake . . . Tons	2,700	2,713	2,172	2,101	2,962	3,21,640	2,01,396	1,46,480	1,39,425	1,90,445
Other Sorts . . .	..	34	25	47	..	5	1,505	959	2,402	..
Total of Oilkakes . . .	2,700	2,747	2,197	2,148	2,962	3,21,645	2,03,401	1,47,445	1,41,827	1,90,445
Paints and painters' materials—										
Painters' materials . . . Value	—	—	—	—	—	3,09,959	2,32,201	1,48,887	76,231	52,487
Provisions and Oilman's stores—										
Ghl . . . Cwts.	130	63	103	166	139	9,399	2,543	6,735	11,164	10,089
Other sorts . . .	1,375	620	446	382	982	27,033	12,425	7,480	5,379	12,814
Total of Provisions, etc. . .	1,505	683	549	547	1,171	37,032	14,968	14,215	16,543	23,603

No. 12—continued  
EXPORTS—continued

## INDIAN MERCHANDISE—continued

PRINCIPAL AND OTHER ARTICLES	QUANTITY					VALUE				
	1929-30	1930-31	1931-32	1932-33	1933-34	1929-30	1930-31	1931-32	1932-33	1933-34
<b>SIND—continued</b>						R	R	R	R	R
<b>KARACHI—continued</b>										
<b>Seeds—</b>										
Oil-seeds—										
Essential—										
Cumin (other than black)	..	1	..	1	70	..	1,122	85	370	31,580
Other sorts . . . . .	4	7	1	2	11	3,728	24,376	12,140	1,101	5,174
<b>Total of Essential seeds . . . . .</b>	<b>4</b>	<b>8</b>	<b>1</b>	<b>3</b>	<b>81</b>	<b>3,728</b>	<b>25,492</b>	<b>12,231</b>	<b>1,471</b>	<b>36,754</b>
<b>Non-essential—</b>										
Castor . . . . .	623	35	34	47	89	1,37,041	5,150	4,251	6,035	10,150
Cotton . . . . .	2,044	6	1	..	18	2,12,066	711	163	70	1,182
Groundnuts . . . . .	112	113	8	49	96	27,394	20,973	1,787	9,956	15,814
Mustard . . . . .	99	144	414	526	426	21,748	21,405	52,732	63,478	46,316
Poppy . . . . .	..	72	..	..	98	..	21,089	15	..	19,313
Rape . . . . .	42,400	31,051	52,797	111,874	71,765	87,40,487	49,96,757	70,90,108	1,48,66,489	78,89,082
Sesamum (oil or jinjil) . . . . .	275	118	514	72	308	71,167	25,297	1,07,723	15,592	48,857
Other sorts . . . . .	..	3	..	..	1	1,339	2,087	842	785	1,086
<b>Total of Seeds, non-essential . . . . .</b>	<b>46,558</b>	<b>32,442</b>	<b>53,768</b>	<b>112,068</b>	<b>72,801</b>	<b>92,11,242</b>	<b>50,94,069</b>	<b>72,57,209</b>	<b>1,49,63,005</b>	<b>80,31,761</b>
<b>Total of Oil-seeds . . . . .</b>	<b>45,557</b>	<b>32,450</b>	<b>53,769</b>	<b>112,071</b>	<b>72,832</b>	<b>92,14,965</b>	<b>51,20,467</b>	<b>72,69,440</b>	<b>1,49,64,476</b>	<b>80,63,524</b>
<b>Seeds other than Oil-seeds . . . . .</b>	<b>103</b>	<b>235</b>	<b>81</b>	<b>198</b>	<b>200</b>	<b>44,613</b>	<b>62,280</b>	<b>6,996</b>	<b>43,174</b>	<b>47,467</b>
<b>Total of Seeds . . . . .</b>	<b>45,660</b>	<b>32,685</b>	<b>53,850</b>	<b>112,269</b>	<b>73,032</b>	<b>92,59,578</b>	<b>51,72,747</b>	<b>72,76,436</b>	<b>1,50,07,650</b>	<b>81,15,991</b>
<b>Spices . . . . . Cwts.</b>	<b>594</b>	<b>705</b>	<b>814</b>	<b>524</b>	<b>595</b>	<b>15,494</b>	<b>16,601</b>	<b>16,272</b>	<b>9,487</b>	<b>11,318</b>
<b>Tea—</b>										
Black . . . . . Lbs.	16,094	16,517	11,975	5,489	2,696	16,246	13,745	9,335	3,648	2,013
Green . . . . . Cwts.	..	..	..	..	34	..	..	..	..	100
<b>Total of Tea . . . . .</b>	<b>16,094</b>	<b>16,517</b>	<b>11,975</b>	<b>5,489</b>	<b>2,720</b>	<b>16,246</b>	<b>13,745</b>	<b>9,335</b>	<b>3,648</b>	<b>2,113</b>
<b>Textiles—</b>										
Cotton—										
Raw . . . . .	Tons 205,150	180,998	128,475	128,666	200,404	15,68,29,462	9,54,95,575	6,25,23,041	5,43,12,580	9,62,06,085
— Bales*	=1,148,841	=1,013,576	=719,464	=720,526	1,122,262					
Waste . . . . . Cwts.	42	24	16	..	5	1,382	482	340	660	130
Twist and Yarn . . . . . Lbs.	3,155	1,826	9,570	6,020	5,594	2,670	1,460	7,970	4,280	3,347
<b>Manufactures—</b>										
<b>Piece-goods—</b>										
Grey (unbleached) . . . . . Yds.	12,100	..	..	5,863	..	3,960	..	..	1,199	..
White (bleached) . . . . .	19,145	3,300	..	..	3,260	5,100	1,000	..	..	558
Coloured, printed, or dyed . . . . .	295,226	352,048	781,061	437,379	554,207	1,03,063	89,440	1,85,787	1,01,787	1,10,313
Other sorts of manufactures . . . . . Value	..	..	..	..	..	1,00,013	1,08,774	37,832	62,652	51,926
<b>Total of Cotton manufactures . . . . .</b>	<b>..</b>	<b>..</b>	<b>..</b>	<b>..</b>	<b>..</b>	<b>2,12,136</b>	<b>1,99,214</b>	<b>2,23,599</b>	<b>1,65,588</b>	<b>1,69,297</b>
<b>Total of Cotton . . . . .</b>	<b>..</b>	<b>..</b>	<b>..</b>	<b>..</b>	<b>..</b>	<b>15,70,45,950</b>	<b>9,56,96,781</b>	<b>6,37,54,950</b>	<b>6,44,73,108</b>	<b>9,63,78,861</b>
Flax manufactures . . . . .	..	..	..	..	..	1,000	60	30	10	..
Haberdaasery and Millinery . . . . .	..	..	..	..	..	32,237	87,393	21,057	11,287	17,088
<b>Jute—</b>										
<b>Manufactures—</b>										
Sacking Gunny bags { No. 133,483	64,715	153,047	179,050	156,011	53,310	24,028	46,253	46,662	40,788	
Tons 130	66	164	163	165						
Other kinds . . . . . Value	..	..	..	..	..	75,764	9,815	3,068	2,302	4,202
<b>Total of Jute manufactures . . . . .</b>	<b>..</b>	<b>..</b>	<b>..</b>	<b>..</b>	<b>..</b>	<b>79,074</b>	<b>39,843</b>	<b>50,321</b>	<b>48,964</b>	<b>44,990</b>
<b>Total of Jute, raw and manufactures . . . . .</b>	<b>..</b>	<b>..</b>	<b>..</b>	<b>..</b>	<b>..</b>	<b>50,074</b>	<b>30,843</b>	<b>50,221</b>	<b>49,944</b>	<b>44,990</b>

TRADE AT CHIEF PORT  
KARACHI

( 144 )

No. 12—continued  
EXPORTS—continued

INDIAN MERCHANDISE—concluded

PRINCIPAL AND OTHER ARTICLES	QUANTITY					VALUE				
	1929-30	1930-31	1931-32	1932-33	1933-34	1929-30	1930-31	1931-32	1932-33	1933-34
<i>SIND—continued</i>						B	B	B	B	B
<i>KARACHI—continued</i>										
<i>Textiles—continued</i>										
<i>Silk—</i>										
<i>Raw—</i>										
<i>Mulberry silk (excluding Tasar and other wild silks)—</i>										
Raw . . . . Lbs.	141,791	4,820	4,360	1,005	5,186	17,23,072	42,555	27,814	3,800	17,898
Chasam or waste . . . . "	205,677	94,456	86,687	1,000	192,623	3,01,352	1,47,806	83,451	600	1,30,611
Cocoons . . . . "	44,513	44,089	1,650	..	..	1,27,220	55,100	698	..	..
Total of Mulberry silk . . . . "	391,981	143,965	92,697	2,005	197,709	21,51,644	2,45,461	1,16,963	4,400	1,48,509
Total of Silk Raw . . . . "	391,981	143,965	92,697	2,005	197,709	21,51,644	2,45,461	1,16,963	4,400	1,48,509
<i>Wool—</i>										
Raw . . . . "	25,784,015	17,115,375	23,335,006	20,040,892	34,505,584	2,29,13,514	1,43,95,447	1,79,10,685	61,70,582	1,12,72,467
<i>Manufactures—</i>										
Carpets and rugs . . . . "	103,973	227,062	208,306	393,311	298,828	3,69,563	5,36,026	4,21,798	5,56,767	4,02,980
Other sorts . . . . Value	—	—	—	—	—	250	..	75	840	530
Total of Woollen manufactures . . . . "	—	—	—	—	—	3,69,913	5,36,026	4,21,873	5,57,607	4,03,510
Total of Wool . . . . "	—	—	—	—	—	2,32,63,427	1,49,32,873	1,83,38,558	67,28,180	1,16,75,977
Other textiles . . . . "	—	—	—	—	—	..	..	1,200	..	..
Total of Textiles . . . . "	—	—	—	—	—	18,25,73,032	11,00,02,866	8,22,82,979	7,12,65,958	10,82,65,430
<i>Tobacco—</i>										
Unmanufactured . . . . Lbs.	53,960	47,036	30,992	6,580	14,392	7,657	4,854	2,903	862	1,385
Manufactured . . . . "	14,725	13,324	14,359	10,932	10,361	13,791	11,737	10,994	7,380	6,084
Total of Tobacco . . . . "	73,685	60,360	45,351	17,512	24,743	21,448	16,591	13,897	8,248	8,369
<i>Toys and requisites for games and sports, including fishing tackle (other than firearms) . Value</i>	—	—	—	—	—	17,193	6,012	54,139	48,492	1,42,362
<i>Wood and Timber—</i>										
Firewood . . . . Tons	1,618	307	214	408	219	30,506	6,030	4,946	7,113	3,311
Other kinds of Wood and Timber . . . . "	—	—	—	—	—	3,823	8,170	1,954	24,055	88,142
Manufactures of Wood, other than furniture and cabinetware . . . . "	—	—	—	—	—	12,878	3,648	6,372	6,900	11,141
Total of Wood and Timber . . . . "	—	—	—	—	—	47,207	17,852	13,272	38,074	92,594
<i>Postal Articles . . . . "</i>	—	—	—	—	—	4,72,773	3,38,244	2,88,275	2,80,361	3,10,011
<i>All other articles of merchandise—</i>										
Unmanufactured . . . . "	—	—	—	—	—	22,82,525	13,46,053	9,72,482	6,30,101	13,51,007
Manufactured . . . . "	—	—	—	—	—	8,68,548	6,86,761	5,10,372	5,13,840	3,32,201
<b>GRAND TOTAL (EXCLUSIVE OF GOVERNMENT STORES) . . . . "</b>	—	—	—	—	—	23,95,53,629	16,90,80,056	11,53,26,924	10,09,30,508	13,576,955

No. 12—continued  
EXPORTS—continued

## GOVERNMENT STORES

PRINCIPAL AND OTHER ARTICLES	QUANTITY					VALUE				
	1929-30	1930-31	1931-32	1932-33	1933-34	1929-30	1930-31	1931-32	1932-33	1933-34
SIND—continued						R	R	R	R	R
KARACHI—continued										
Grain, Pulse and Flour—										
Wheat flour . . . Tons	257	217	254	239	132	51,853	33,248	29,008	27,238	16,063
Other sorts . . . . "	126	40	..	..	..	19,757	6,818	79	..	..
Total of Grain, Pulse and Flour . . . . "	383	257	254	239	132	71,610	40,066	29,087	27,238	16,063
All other articles—										
Unmanufactured . . . Value	—	—	—	—	—	22	200	83	13	004
Manufactured . . . . "	—	—	—	—	—	1,856	2,003	825	556	000
GRAND TOTAL OF GOVERNMENT STORES . . . Value	—	—	—	—	—	73,488	47,875	30,095	27,807	17,067

## ABSTRACT (EXPORTS OF INDIAN PRODUCE AND MANUFACTURES)

ARTICLES	QUANTITY					VALUE				
	1929-30	1930-31	1931-32	1932-33	1933-34	1929-30	1930-31	1931-32	1932-33	1933-34
Colton, raw . . . . Value	—	—	—	—	—	15,68,29,462	9,54,95,575	6,75,23,041	6,43,12,580	9,62,00,085
Grain, Pulse and flour . . "	—	—	—	—	—	1,80,62,103	3,23,12,601	1,22,67,816	99,36,280	57,01,670
Seeds . . . . . "	—	—	—	—	—	92,50,578	51,72,747	72,76,435	1,50,07,650	81,15,991
Other articles . . . . "	—	—	—	—	—	5,44,08,396	3,86,99,133	3,27,50,631	1,76,73,998	2,57,43,300
Total . . . . . "	—	—	—	—	—	23,85,59,629	16,96,80,056	11,53,26,924	10,69,30,508	13,57,00,955

## FOREIGN MERCHANDISE

PRINCIPAL AND OTHER ARTICLES	QUANTITY					VALUE				
	1929-30	1930-31	1931-32	1932-33	1933-34	1929-30	1930-31	1931-32	1932-33	1933-34
Apparel (including drapery, uniforms, and accoutrements but excluding hosiery and boots and shoes) . . . . Value	—	—	—	—	—	1,05,025	1,75,208	88,807	1,00,779	1,07,481
Coal and coke . . . . Tons	6,505	6,501	228	1,075	257	1,34,120	1,31,166	5,705	18,737	4,800
Drugs and medicines . . . Value	—	—	—	—	—	4,515	4,254	15,227	7,209	8,221
Dyeing and Tanning substances—										
Dyes obtained from coal tar—										
Aniline . . . . Lbs.	474	8,248	11,200	156	100	1,460	3,500	12,500	474	149
Others . . . . . "	112	728	42,072	1,002	6,444	60	960	57,911	2,054	12,207
Fruits and Vegetables—										
Fresh Fruits and Vegetables Value	—	—	—	—	—	5,910	3,028	351	2,434	3,089
Fruits and Vegetables: dried, salted, or preserved—										
Dates . . . . . Tons	217	40	13	34	23	23,567	4,283	920	2,500	2,000
Other sorts . . . . . "	315	351	1,247	551	436	2,07,304	2,74,201	7,12,484	4,15,485	2,26,532
Total of Fruits and Vegetables: dried, salted or preserved . . . . . "	532	391	1,260	585	469	2,30,871	2,78,574	7,13,404	4,18,075	2,28,532
Total of Fruits and Vegetables . . . . Value	—	—	—	—	—	2,36,781	2,81,602	7,13,755	4,20,509	2,32,221
Furniture and Cabinetware . . . . "	—	—	—	—	—	35,797	1,22,843	2,10,627	1,33,370	1,74,920
Grain, Pulse and Flour—										
Rice not in the husk . . . Tons	..	..	..	..	..	..	..	48	77	..
Wheat . . . . . "	4,280	..	..	..	..	5,13,876	..	..	..	..
Total of grain, pulse and flour . . . . . "	4,280	..	..	..	..	5,13,876	..	48	77	..
Hardware, (excluding Cutlery and Electroplated ware) . . . . Value	—	—	—	—	—	1,42,334	1,35,300	1,15,102	1,21,487	1,22,870
Hides and skins, Raw—										
Skins, Raw . . . . . { Tons	..	..	46	71	154	..	..	3,35,170	4,22,731	6,27,716
Leather—										
skins, tanned or dressed { Tons	9	20	..	..	..	2,07,764	5,72,830	2,290	..	..
Unwrought . . . . . { =No. =69,208 =151,116 433 .. 11 .. 18	..	..	..	..	..	..	..	..	..	..
Manufacturers . . . . . { =Cwts. =2,103 3,121 394 1,900 1,559	..	..	..	..	..	..	..	..	..	..
Total of Leather . . . . . "	—	—	—	—	—	2,09,927	5,75,975	3,164	2,200	2,497
Machinery and Millwork . . . . "	—	—	—	—	—	58,837	47,075	1,03,778	2,10,054	23,536
Stitches . . . . . Gross of boxes	3,050	7,005	..	..	..	6,612	17,031	..	..	..



TRADE AT CHIEF PORT  
KARACHI

( 116 )

No. 12—continued  
EXPORTS—continued

FOREIGN MERCHANDISE—continued

PRINCIPAL AND OTHER ARTICLES	QUANTITY					VALUE				
	1920-30	1930-31	1931-32	1932-33	1933-34	1920-30	1930-31	1931-32	1932-33	1933-34
	R	R	R	R	R	R	R	R	R	R
<b>SIND—continued</b>										
<b>KARACHI—continued</b>										
Metals and ores— Brass—										
Wrought . . . . . Cwts.	3,432	..	1	2	238	1,41,127	..	100	125	6,541
Iron or Steel—										
Old, for remanufacture Tons	18,648	8,607	10,948	12,974	11,042	7,34,008	3,06,576	1,56,123	1,94,328	2,41,747
Other manufactures of Iron or steel . . . . . "	106	65	80	170	108	22,593	10,936	12,531	37,212	20,521
Total of Iron or Steel "	18,754	8,672	10,934	13,144	11,750	7,57,501	4,13,512	1,68,654	2,31,540	2,62,268
Other metals and ores "	67	..	4	50	113	43,363	307	5,173	32,221	64,001
Total of Metals and ores. "	18,903	8,672	10,938	13,194	11,875	9,42,071	4,13,879	1,74,227	2,63,886	3,33,770
<b>Oils—</b>										
Mineral . . . . . Gals.	1,149,630	394,600	66,935	7,421	230,177	2,06,530	93,694	24,220	7,905	46,189
Other sorts of oils { Cwt. & { Gals.	21 290	20 279	2 51	8 110	290 2,512	1,013	3,033	164	363	4,878
Total of Oils . . . . . "	1,149,970	394,969	66,966	7,537	232,689	2,07,543	96,727	24,384	8,348	51,067
Provisions and oilman's stores . . . . . Cwts.	249	334	196	167	322	12,823	24,014	27,081	18,137	19,176
Rubber, manufactures . Value	—	—	—	—	—	25,21,189	25,26,368	22,98,002	11,77,151	61,136
Soap . . . . . Cwts.	187	195	34	28	124	5,239	3,706	1,104	3,171	1,953
Sugar—										
Sugar, 16 Dutch Stand- ard and above* . . . . . Tons	1,923	—	—	—	..	3,40,522	—	—	—	..
Sugar, 23 Dutch Stand- ard and above . . . . . "	—	843	2,833	3,487	1,806	—	1,16,800	3,41,609	4,18,731	4,68,910
Sugar, below 23 Dutch Standard but not below 16 Dutch Standard . . . . . "	—	13	2	..	..	—	2,188	200	..	..
<b>Textiles—</b>										
<b>Cotton—</b>										
Raw . . . . . Tons	..	..	..	..	370	..	333	..	..	2,22,816
Twist and Yarn . . . . . Lbs.	572	..	..	..	..	440	..	..	..	..
Manufactures—										
<b>Piecegoods—</b>										
Grey (unbleached) . Yards	86,332	11,200	6,320	1,800	80,300	21,672	3,020	1,550	275	19,827
White (bleached) . . . . . "	290,976	215,129	262,481	106,031	69,376	77,980	54,489	50,086	24,116	15,268
Coloured, printed, or dyed . . . . . "	1,266,584	675,613	209,000	191,238	340,520	4,63,889	2,22,097	56,585	45,928	83,818
Ferts of all descrip- tions . . . . . "	4,110	2,750	8,620	..	7,040	2,252	1,379	1,630	..	1,710
Total of Piece- goods . . . . . "	1,648,052	904,692	486,421	298,165	491,236	5,65,793	2,82,455	1,09,860	70,319	1,20,632
Other manufac- tures . . . . . Value	—	—	—	—	—	7,920	14,430	6,618	2,563	4,464
Total of Cotton manufactures . . . . . "	—	—	—	—	—	5,73,713	2,96,915	1,16,478	72,882	1,25,096
Total of Cotton " . . . . . "	—	—	—	—	—	5,74,153	2,97,248	1,16,478	72,882	3,47,712
<b>Flax—</b>										
Manufactures (including bags and sacks). . . . . "	—	—	—	—	—	12,130	4,720	4,040	4,136	8,382
<b>Halterdashery and Millinery "</b>	—	—	—	—	—	35,751	18,953	13,587	33,080	38,093
<b>Silk—</b>										
Raw . . . . . Lbs.	87	..	825	855	1,238	576	..	4,680	5,880	8,730
Manufactures—										
Silk piecegoods . . . . . Yards	7,975	7,950	2,090	500	1,100	0,845	9,235	2,622	1,109	1,800
Other manufactures . Value	—	—	—	—	—	800	400	1,63,394	300	800
Total of Silk, raw and manufactures . . . . . "	—	—	—	—	—	10,720	9,935	1,70,640	7,280	5,839

\* Sub-divided from 1930-31.

No. 12—continued  
EXPORTS—concluded

## FOREIGN MERCHANDISE—concluded

PRINCIPAL AND OTHER ARTICLES	QUANTITY					VALUE				
	1929-30	1930-31	1931-32	1932-33	1933-34	1929-30	1930-31	1931-32	1932-33	1933-34
<b>SIND—concluded</b>						R	R	R	R	R
<b>KARACHI—concluded</b>										
<b>Textiles—concl.</b>										
Wool—										
Raw . . . . . Lbs.	4,669,610	3,836,495	4,786,613	2,562,572	5,239,884	41,85,941	21,55,329	22,38,177	9,27,702	20,75,616
Manufactures—										
Piece-goods . . . . . Yds.	3,164	3,495	771	2,177	6,230	11,289	9,430	3,799	6,035	14,065
Other sorts . . . . . Value	—	—	—	—	—	53,43,265	29,94,839	14,44,095	11,44,808	8,51,326
Total Manufactures . . . . . "	—	—	—	—	—	53,59,544	30,04,269	14,48,794	11,50,843	8,66,291
Total of Wool, raw and manufactures . . . . . "	—	—	—	—	—	95,45,485	51,59,598	36,86,971	20,78,545	29,41,907
Other textiles . . . . . "	—	—	—	—	—	20,784	22,818	6,005	150	18,865
Total of Textiles . . . . . "	—	—	—	—	—	1,01,99,023	55,12,970	39,97,817	21,96,073	33,55,798
Tobacco—										
Unmanufactured . . . . . Lbs.	..	..	2,145	..	504	..	..	1,599	..	622
Manufactured . . . . . "	6,528	982	2,170	926	1,985	28,562	5,716	10,439	5,598	5,504
Total of Tobacco . . . . . "	6,528	982	4,315	926	2,489	28,562	5,716	12,038	5,598	6,126
Vehicles (excluding Locomotives, etc., for Railways)—										
Ships, and parts thereof Value	—	—	—	—	—	6,500	21,870	..	40	..
Other kinds . . . . . "	—	—	—	—	—	1,98,457	1,42,204	1,12,107	87,549	1,38,799
Total of Vehicles, etc. . . . . "	—	—	—	—	—	2,04,957	1,64,074	1,12,107	87,589	1,38,799
Wood and Timber—										
Other kinds of wood and timber . . . . . "	—	—	—	—	—	3,259	3,159	3,058	1,352	1,230
Manufactures of Wood, other than furniture and cabinetware . . . . . "	—	—	—	—	—	2,32,866	1,98,221	1,52,240	1,02,301	71,326
Total of Wood and Timber . . . . . "	—	—	—	—	—	2,36,125	1,96,380	1,56,298	1,03,653	72,556
All other Articles of Merchandise—										
Unmanufactured . . . . . "	—	—	—	—	—	2,56,455	2,14,289	1,21,784	1,30,449	4,44,371
Manufactured . . . . . "	—	—	—	—	—	2,09,888	2,69,716	1,53,903	2,10,409	2,22,368
GRAND TOTAL (EXCLUSIVE OF GOVERNMENT STORES) . . . . . "	—	—	—	—	—	1,66,71,547	1,10,43,710	91,41,349	60,69,776	64,92,807

## GOVERNMENT STORES

PRINCIPAL AND OTHER ARTICLES	QUANTITY					VALUE				
	1929-30	1930-31	1931-32	1932-33	1933-34	1929-30	1930-31	1931-32	1932-33	1933-34
Arms, Ammunition and Military Stores . . . . . Value	—	—	—	—	—	19,934	11,848	10,817	46,427	1,220
Machinery and millwork . . . . . "	—	—	—	—	—	906	10,389	87,576	10,338	15,003
Telegraphs, materials for construction of . . . . . "	—	—	—	—	—	43,272	31,668	4,983	9,350	45
All Other Articles—										
Unmanufactured . . . . . "	—	—	—	—	—	4,498	11,600	..	..	..
Manufactured . . . . . "	—	—	—	—	—	1,49,054	1,39,920	82,208	70,127	1,03,524
GRAND TOTAL OF GOVERNMENT STORES . . . . . "	—	—	—	—	—	2,17,664	2,06,420	1,85,582	1,86,237	1,10,852

TRADE AT CHIEF PORT  
FORT ST. GEORGE

( 148 )

No. 12 - continued  
IMPORTS

PRINCIPAL AND OTHER ARTICLES	QUANTITY					VALUE				
	1929-30	1930-31	1931-32	1932-33	1933-34	1929-30	1930-31	1931-32	1932-33	1933-34
<b>MADRAS—</b>										
<b>Fort St. George—</b>										
Animals, living—										
Horses . . . . . No.	85	61	58	37	70	81,337	1,57,002	1,20,303	95,010	1,45,720
Other kinds . . . . . "	304	336	184	281	247	23,726	23,813	14,530	13,836	9,345
Total of Animals, living . . . . . "	339	397	242	318	320	1,05,063	1,81,805	1,43,833	1,00,446	1,55,065
Apparel (excluding hosiery and boots and shoes)—										
Apparel (including drapery, uniforms, accoutrements) . . . . . Value	—	—	—	—	—	2,71,495	1,05,876	1,58,525	1,73,794	1,67,065
Gold and silver thread . . . . . "	—	—	—	—	—	12,00,676	8,02,018	1,17,911	2,17,264	38,426
Hats, caps, bonnets and hatter's ware . . . . . "	—	—	—	—	—	61,623	47,711	36,780	22,130	20,334
Lametta . . . . . Lbs.	99,920	57,052	101,779	184,605	211,284	1,57,128	80,750	1,20,428	2,30,944	2,20,004
Other kinds . . . . . Value	—	—	—	—	—	25,794	20,840	6,044	5,018	3,561
Total of Apparel . . . . . "	—	—	—	—	—	17,25,716	12,07,198	4,30,688	6,58,166	4,56,590
Arms, ammunition, and stores—										
Cartridge cases—										
Shot gun cartridges, filled . . . . . No.	433,200	451,882	593,780	573,190	634,200	80,647	32,284	40,202	37,324	42,255
Rifle and other cartridges, filled . . . . . "	583,160	529,912	170,379	420,120	224,305	28,039	23,537	6,619	24,369	11,306
Empty . . . . . "	31,100	2,500	6,050	1,300	23,100	447	85	168	51	1,029
Total of Cartridge cases . . . . . "	1,052,460	984,294	770,209	994,610	830,905	59,783	55,906	46,989	61,744	54,590
Explosives—										
Blasting fuse {										
Lbs.	202,221	143,595	127,561	140,927	139,757	1,93,884	1,59,269	1,22,641	1,31,548	1,17,339
No. of coils	712,700	475,300	436,800	491,000	424,740					
" gelatine Lbs.	350,450	265,750	385,500	388,500	473,000	2,98,598	2,21,815	3,26,708	3,32,303	3,97,195
Dynamite	120,000	70,000	30,000	15,000	60,000	86,631	50,562	21,671	10,830	43,331
Gelatine dynamite . . . . . "	140,500	266,530	258,500	153,500	102,000	1,10,847	2,00,739	1,91,976	1,15,842	1,24,034
Detonators . . . . . No.	2,724,360	2,482,500	2,206,300	1,925,000	1,971,000	39,150	39,010	42,052	30,857	36,103
Others . . . . . Lbs.	135,698	50,461	54,700	38,050	40,850	95,480	20,442	37,481	26,281	20,119
Total of Explosives . . . . . Value	—	—	—	—	—	8,24,040	6,94,837	7,42,614	6,47,721	7,48,046
Fire arms, and parts thereof—										
Fire arms . . . . . No.	1,895	1,270	737	331	404	67,332	46,798	28,064	13,188	10,307
Parts of fire arms: Value	—	—	—	—	—	669	460	427	88	305
Total of fire arms, etc. . . . . "	—	—	—	—	—	68,051	47,258	28,491	13,276	10,612
Other sorts . . . . . "	—	—	—	—	—	14,375	16,445	8,330	9,510	12,397
Total of Arms, Ammunition, and Military Stores . . . . . "	—	—	—	—	—	6,66,849	8,11,416	8,26,433	7,32,257	8,31,645
Asbestos Manufactures—										
Asbestos packing . . . . . "	—	—	—	—	—	68,836	29,785	19,186	18,422	18,182
Sheets and Plates, etc., of asbestos cement* tons	—	—	—	—	—	—	—	—	—	01,787
Other manufactures value	—	—	—	—	—	3,50,207	2,78,330	1,98,411	1,03,017	62,693
Total Asbestos . . . . . "	—	—	—	—	—	4,09,013	3,08,115	2,17,597	1,22,339	2,02,662
Balting for machinery—										
Of cotton . . . . . "	—	—	—	—	—	2,55,277	1,62,790	1,10,791	1,51,101	87,412
" leather . . . . . "	—	—	—	—	—	1,93,935	1,34,210	79,254	73,742	78,427
" other materials . . . . . "	—	—	—	—	—	2,09,292	1,55,983	1,10,188	1,10,970	63,022
Total of Balting for machinery . . . . . "	—	—	—	—	—	6,63,564	4,52,933	3,00,233	3,35,813	2,68,861
Bobbins . . . . . "	—	—	—	—	—	62,808	1,26,459	20,714	69,445	1,11,852
Books, printed, and printed matter (not being stationery), including maps and charts . . . . . Cwts.	4,525	4,301	3,744	3,277	4,097	9,73,405	9,39,031	7,34,384	5,87,571	6,32,933
Boots and Shoes—										
All leather . . . . . Pairs	15,931	8,699	5,496	4,595	9,050	1,22,741	57,657	30,209	18,251	38,022
Rubber Soled—										
With canvas upper . . . . . "	84,382	224,970	159,341	139,770	163,067	1,34,176	2,16,854	1,12,306	64,861	77,458
With uppers of leather or other materials (a) . . . . . "	—	—	—	1,107	60	—	—	—	764	28
All rubber (a) . . . . . "	—	—	104,528	17,886	15,056	—	—	36,655	7,346	8,595
Of other materials . . . . . "	112,901	170,817	4,545	3,233	12,593	1,00,424	1,00,866	8,658	5,392	12,045
Total of Boots and shoes . . . . . "	213,214	404,486	273,913	166,680	199,736	3,67,341	3,75,377	1,87,913	96,714	1,37,048

\* Separately shown from 1933-34.  
(a) Separately recorded from 1931-32.

No. 12—continued  
IMPORTS—continued

PRINCIPAL AND OTHER ARTICLES	QUANTITY					VALUE				
	1929-30	1930-31	1931-32	1932-33	1933-34	1929-30	1930-31	1931-32	1932-33	1933-34
<b>MADRAS—continued</b>										
<b>FORT ST. GEORGE—continued</b>										
<b>Brushes and Brooms—</b>										
Brushes—										
Paint and Varnish Brushes . . . . . Dozs.	13,182	8,976	9,832	15,724	11,200	49,889	28,614	28,457	28,039	25,336
Toilet Brushes . . . . . "	11,434	10,708	9,686	18,094	9,870	56,512	49,122	38,060	55,331	40,440
Other Brushes . . . . . "	15,280	12,596	9,855	10,740	17,278	39,442	85,995	24,752	20,859	42,570
Total of Brushes . . . . . "	39,896	32,270	29,373	44,558	38,447	1,45,843	1,13,731	91,275	1,04,229	1,08,355
Brooms . . . . . "	38	14	64	21	115	579	180	475	243	409
Total of Brushes and Brooms . . . . . "	39,934	32,284	29,437	44,579	38,562	1,46,422	1,13,911	91,750	1,04,472	1,08,824
<b>Building and Engineering materials, other than of iron, steel, or wood—</b>										
Asphalt . . . . . Tons	1,215	2,302	2,371	2,020	4,503	1,25,101	2,19,230	1,88,007	1,91,048	2,55,140
Bricks (other than fire bricks) . . . . . Nos.	30,905	..	2,200	9,632	7,000	18,404	..	373	1,432	1,439
Fire bricks . . . . . "	82,372	86,289	48,361	41,980	59,149	37,010	16,524	10,204	4,670	12,211
Total of Brick . . . . . "	113,277	86,289	50,561	51,612	66,149	55,414	16,524	10,577	6,108	13,650
<b>Cement—</b>										
Portland . . . . . Tons	20,537	14,815	17,418	16,266	12,065	10,21,568	7,10,017	7,36,206	6,67,448	4,56,170
Other kinds . . . . . "	163	60	79	30	90	38,580	23,383	16,204	16,201	18,625
Total of Cement . . . . . "	20,700	14,875	17,497	16,306	12,155	10,60,138	7,34,000	7,52,500	6,83,649	4,74,795
Tiles . . . . . No.	983,766	1,130,774	890,715	1,036,839	711,169	1,35,446	1,43,504	1,20,224	1,26,927	88,498
Other kinds . . . . . Value	—	—	—	—	—	1,99,506	1,57,535	1,21,075	1,04,874	64,408
Total of Building and Engineering materials, other than of iron, steel, or wood . . . . . "	—	—	—	—	—	15,75,605	12,79,798	11,92,383	11,13,506	8,96,497
<b>Buttons of all sorts—</b>										
Metal . . . . . "	—	—	—	—	—	1,67,344	96,520	52,419	99,096	81,522
Other sorts . . . . . "	—	—	—	—	—	77,490	30,418	23,645	30,866	59,581
Total of Buttons . . . . . "	—	—	—	—	—	2,44,834	1,26,937	81,064	1,38,962	1,41,103
<b>Candles of all kinds</b> Lbs.	183,190	95,927	71,864	71,504	..	90,935	47,822	34,631	33,666	..
<b>Canes and Rattans</b> Cwts.	1,898	1,595	2,050	1,488	1,820	40,699	33,551	40,412	26,159	27,702
<b>Chemicals and Chemical preparations (excluding chemical manures and medicines)—</b>										
<b>Acids—</b>										
Acetic (Pyroligneous acid)* . . . . . "	—	—	—	—	477	—	—	—	—	17,020
Nitric . . . . . "	164	552	4,220	54	1,250	6,205	14,720	87,922	3,497	23,605
Oxalic* . . . . . "	—	—	—	—	603	—	—	—	—	20,778
Tartaric . . . . . "	278	206	157	300	206	29,804	23,005	11,662	25,134	15,161
Other sorts . . . . . "	2,563	1,939	3,536	5,540	1,541	72,000	51,847	51,567	79,337	35,285
Total of Acids . . . . . "	3,005	2,737	7,922	5,894	4,077	1,08,099	90,479	1,51,151	1,07,068	1,11,945
Alum . . . . . "	4,675	2,531	4,691	2,154	2,825	33,357	18,264	32,885	12,607	17,074
Aluminous Sulphates . . . . . "	8,814	8,271	7,808	7,110	7,744	42,288	38,052	33,695	29,303	30,685
Ammonia and salts thereof . . . . . "	1,250	1,760	2,280	2,000	1,806	35,338	50,751	63,013	52,657	46,441
<b>Bleaching Materials—</b>										
Bleaching Powder (calcium hypochlorate chloride of lime) . . . . . "	3,916	3,712	4,036	5,223	4,230	67,953	74,493	96,887	84,554	69,224
Carbide of Calcium . . . . . "	4,020	3,633	4,711	3,770	7,430	56,642	53,641	60,098	1,04,894	89,704
Copper Sulphate . . . . . "	2,662	2,811	4,243	7,521	7,733	53,506	53,990	71,855	97,888	99,231
Disinfectants . . . . . "	2,432	4,012	2,278	2,798	3,501	72,723	87,964	53,937	64,423	67,930
Glycerine . . . . . "	476	406	1,299	585	715	21,850	17,032	38,227	18,815	21,336
<b>Magnesium compounds—</b>										
Chloride . . . . . "	2,141	2,471	2,670	960	418	9,031	6,289	9,848	4,415	2,038
Others . . . . . "	4,085	5,362	3,143	1,493	2,112	16,962	23,023	13,740	8,166	9,390
Total of Magnesium compounds . . . . . "	6,226	7,833	5,822	2,453	2,590	25,993	32,312	23,588	12,581	11,428
<b>Potassium Compounds—</b>										
Bichromate . . . . . "	585	619	1,467	558	642	17,697	19,432	53,901	22,506	22,397
Chlorate . . . . . "	1,593	3,362	4,262	5,842	5,129	27,713	61,699	93,094	1,37,178	1,27,432
Other sorts . . . . . "	1,845	1,294	318	200	208	31,371	80,220	73,061	56,641	58,110
Total of Potassium Compounds . . . . . "	4,023	5,275	5,947	6,600	6,039	76,781	1,70,351	2,20,056	2,16,325	2,07,939

\*Separately shown from 1933-34.

TRADE AT CHIEF PORT  
FORT ST. GEORGE

( 150 )

No. 12—continued  
IMPORTS—continued

PRINCIPAL AND OTHER ARTICLES	QUANTITY					VALUE				
	1929-30	1930-31	1931-32	1932-33	1933-34	1929-30	1930-31	1931-32	1932-33	1933-34
<b>MADRAS—continued</b>										
<b>FORT ST. GEORGE—continued</b>										
<b>Chemicals, etc.—continued</b>										
<b>Soda compounds—</b>										
Sodium bicarbonate Cwts.	14,056	6,693	10,890	11,895	17,499	92,766	49,552	85,655	88,652	1,26,411
Sodium Dichromate ..	5,688	5,752	4,327	7,938	7,709	1,33,165	1,34,792	1,18,178	2,10,914	1,87,551
Borax . . . . .	1,602	1,922	2,447	1,886	1,455	24,599	28,658	33,441	24,348	24,651
Caustic Soda . . . . .	31,773	30,553	40,232	44,838	45,600	3,89,705	3,39,651	4,60,387	5,11,059	5,06,791
Sodium Cyanide . . . . .	6,326	6,061	5,840	5,740	5,240	3,43,587	3,12,454	3,00,740	2,95,763	2,70,121
Soda Sulphide . . . . .	4,684	3,681	4,374	5,065	4,454	34,867	30,270	34,016	38,493	31,291
Sodium carbonate ..	57,529	54,674	40,803	61,268	68,865	3,75,280	3,67,180	2,62,592	3,04,737	4,02,441
Sodium silicate . . . . .	5,290	7,512	6,908	10,310	7,241	42,532	55,017	52,905	82,047	58,281
Other sorts . . . . .	3,747	3,094	4,840	4,201	5,528	92,430	1,01,869	1,53,461	1,55,788	1,79,901
<b>Total of Soda compounds ..</b>	<b>130,694</b>	<b>120,792</b>	<b>120,650</b>	<b>152,941</b>	<b>169,641</b>	<b>14,78,901</b>	<b>14,19,443</b>	<b>15,01,350</b>	<b>17,80,801</b>	<b>17,87,681</b>
Sulphur (Brimstone) . . . . .	12,064	10,486	9,964	8,755	16,680	72,157	63,171	42,337	60,685	97,116
Other sorts of chemicals . . . . . Value	—	—	—	—	—	5,08,630	4,68,456	5,06,405	5,02,818	5,60,877
<b>Total of Chemicals and Chemical preparations (excluding chemical manures and medicines) . . . . .</b>	<b>—</b>	<b>—</b>	<b>—</b>	<b>—</b>	<b>—</b>	<b>27,14,223</b>	<b>26,33,399</b>	<b>28,95,484</b>	<b>31,46,404</b>	<b>32,24,601</b>
<b>Clocks and Watches and parts thereof—</b>										
Clocks and time-pieces . . . . . No.	39,232	37,041	18,161	39,377	64,879	1,01,557	1,56,039	78,561	1,31,181	1,68,764
Watches . . . . .	1,463	355	1,456	7	41	3,522	867	3,561	134	287
Parts of clocks and watches . . . . . Value	—	—	—	—	—	931	3,491	632	1,112	534
<b>Total of Clocks and watches and parts thereof . . . . .</b>	<b>—</b>	<b>—</b>	<b>—</b>	<b>—</b>	<b>—</b>	<b>1,96,010</b>	<b>1,60,997</b>	<b>82,775</b>	<b>1,32,427</b>	<b>1,69,585</b>
<b>Coal and Coke—</b>										
Coal . . . . . Tons	..	10,797	5,230	5	275	..	1,86,483	88,970	383	7,180
Coke . . . . .	963	1,451	650	634	555	59,168	64,536	26,211	27,047	23,375
<b>Total Coal and Coke . . . . .</b>	<b>963</b>	<b>12,248</b>	<b>5,880</b>	<b>639</b>	<b>830</b>	<b>59,168</b>	<b>2,51,019</b>	<b>1,15,181</b>	<b>27,432</b>	<b>31,355</b>
Cork Manufactures (a) Cwts	..	..	..	..	865	..	..	..	..	68,819
Coffee other than roasted or ground . . . . .	11,742	4,525	495	821	..	5,76,748	2,64,756	30,409	65,147	..
Cutlery . . . . . Value	—	—	—	—	—	3,71,321	1,88,234	1,40,110	1,77,262	2,00,630
<b>Drugs and medicines (excluding chemicals and narcotics)—</b>										
Camphor . . . . . Lbs.	947,204	811,782	921,173	868,470	833,929	16,21,072	11,09,048	12,55,342	11,31,587	9,76,194
Cod Liver Oil . . . . .	23,562	23,749	18,367	36,743	35,609	22,770	39,365	12,076	21,379	14,323
Preparations of Opium and Morphia (a) . . . . . Value	—	—	—	—	—	—	—	—	—	30,754
Proprietary and patent medicines . . . . .	—	—	—	—	—	2,46,723	2,79,015	3,44,144	3,62,026	4,03,031

(a) Separately shown from 1933-34.

No. 12—continued  
IMPORTS—continued

PRINCIPAL AND OTHER ARTICLES	QUANTITY					VALUE				
	1929-30	1930-31	1931-32	1932-33	1933-34	1929-30	1930-31	1931-32	1932-33	1933-34
MADRAS—continued						R	R	R	R	R
FORT ST. GEORGE—continued										
Drugs and medicines (excluding chemicals and narcotics)—contd.										
Quinine Salts—										
Quinine Sulphate or Bisulphate . . . . . Lbs.	2,077	3,089	4,250	4,566	4,343	36,603	59,345	78,321	82,980	82,200
Quinine hydrochloride or dihydrochloride or other sorts . . . . . "	1,116	1,181	610	1,176	727 085	33,345	29,697	19,289	31,875	17,212 15,797
Total of Quinine Salts . . . . . "	8,193	4,870	4,860	5,742	5,755	69,948	89,042	97,610	1,13,755	1,15,209
Other sorts of drugs and medicines . . . . . Value	—	—	—	—	—	12,10,859	10,47,859	7,75,014	8,84,879	9,09,464
Total of Drugs and Medicines (excluding chemicals and narcotics) . . . . . "	—	—	—	—	—	31,71,281	26,24,919	24,94,189	25,13,720	25,30,005
Dyeing and Tanning substances—										
Barks for Tanning . . . . . Cwts.	258,793	203,201	215,933	198,347	206,404	18,78,446	13,96,390	13,01,516	11,68,160	13,96,004
Dyes obtained from coal tar—(a)										
Alizarine . . . . . Lbs.	595,830	309,793	427,700	—	—	2,69,063	1,60,132	2,23,115	—	—
Aniline . . . . . "	874,667	578,243	680,482	—	—	12,90,267	11,70,225	11,42,487	—	—
Others . . . . . "	459,047	451,341	600,276	—	—	9,41,173	9,70,090	12,37,845	—	—
Indigo Synthetic . . . . . "	..	58,352	98,520	—	—	..	67,930	1,14,307	—	—
Alizarine—										
Molst—										
Not exceeding 16% . . . . . "	—	—	—	24,230	30,808	—	—	—	14,478	17,800
Over 16% but not exceeding 20% . . . . . "	—	—	—	239,456	310,880	—	—	—	1,55,887	1,92,026
Exceeding 20% . . . . . "	—	—	—	43,344	30,240	—	—	—	52,862	34,231
Total Alizarine Molst . . . . . "	—	—	—	307,030	371,928	—	—	—	2,23,222	2,44,247
Congo Red . . . . . "	—	—	—	42,897	2,750	—	—	—	88,455	1,938
Coupling Dyes of the Naphthol group—										
Naphthol rapid fast colours (Rapid salts) and bases . . . . . "	—	—	—	95,899	116,105	—	—	—	5,15,547	4,76,303
Other sorts . . . . . "	—	—	—	66,054	41,003	—	—	—	1,52,747	64,019
Total . . . . . "	—	—	—	161,953	157,708	—	—	—	6,68,294	5,40,322
Vats—										
Indigo . . . . . "	—	—	—	153,918	94,940	—	—	—	2,31,391	1,32,982
Other sorts—										
Paste . . . . . "	—	—	—	220,023	134,631	—	—	—	5,72,992	3,54,734
Powder . . . . . "	—	—	—	43,030	38,219	—	—	—	4,60,496	5,13,625
Total of other sorts . . . . . "	—	—	—	263,067	172,850	—	—	—	10,33,488	8,68,359
Total of Vats . . . . . "	—	—	—	416,985	267,790	—	—	—	12,64,879	10,01,341
Sulphur black . . . . . "	—	—	—	266,770	178,921	—	—	—	1,10,861	80,919
Metanil yellow . . . . . "	—	—	—	27,500	41,575	—	—	—	24,735	80,903
Auramines of concentration of 16% and less . . . . . "	—	—	—	150	..	—	—	—	116	..
Rhodamines (carthamines) of concentration of 16% and less . . . . . Lbs.	—	—	—	500	300	—	—	—	385	340
Aniline salts . . . . . "	—	—	—	69,304	115,364	—	—	—	30,336	52,316
Others . . . . . "	—	—	—	184,926	184,416	—	—	—	4,02,539	3,44,667
Total of Dyes obtained from coal tar . . . . . "	1,029,544	1,397,732	1,761,078	1,478,015	1,320,142	25,00,508	23,68,867	27,17,254	27,72,816	22,97,083
Saffron . . . . . "	200	414	835	1,306	475	5,187	1,775	4,097	14,454	10,053
Other Sorts (including iso-dye) . . . . . Cwts.	4,493	3,646	5,712	4,268	..	1,37,970	1,37,289	2,04,141	1,46,361	1,06,216
Total of Dyeing and Tanning substances . . . . . Value	..	..	..	..	..	45,22,106	39,03,821	42,27,008	41,01,700	38,99,365

(a) New Sub-heads introduced from 1932-33.

TRADE AT CHIEF PORT  
FORT ST. GEORGE

( 152 )

No. 12—continued  
IMPORTS—continued

PRINCIPAL AND OTHER ARTICLES	QUANTITY					VALUE				
	1929-30	1930-31	1931-32	1932-33	1933-34	1929-30	1930-31	1931-32	1932-33	1933-34
MADRAS—continued										
FORT ST. GEORGE—continued										
Earthenware and Porcelain (including pipes of earthenware)										
Earthenware—Pipes of earthenware . Cwts.	1,858	..	..	..	4	9,027	..	..	..	161
Sanitary ware . . . Value	—	—	—	—	—	57,031	40,771	45,283	58,080	57,581
Other kinds . . . "	—	—	—	—	—	3,00,598	1,66,911	98,756	1,02,087	80,134
Porcelain . . . "	—	—	—	—	—	84,645	39,022	38,842	82,336	1,01,133
Total of Earthenware and Porcelain . . . "	—	—	—	—	—	4,51,901	2,52,704	1,82,884	2,43,412	2,14,900
Electroplated ware . . . "	—	—	—	—	—	54,378	43,453	12,805	14,208	..
Fire works . . . . Lbs.	535,433	353,528	132,040	142,660	214,036	3,08,926	1,50,421	49,006	1,13,150	92,047
Fruits and Vegetables—Fresh fruits and vegetables . . . Value	—	—	—	—	—	96,695	40,181	57,984	63,645	81,597
Fruits and vegetables: dried, salted, or preserved, not being canned or bottled . . . Tons	80	132	103	45	110	68,855	1,02,497	88,995	34,560	34,034
Total of Fruits and Vegetables . . . Value	—	—	—	—	—	1,65,550	1,42,678	1,46,979	98,214	1,16,231
Furniture and Cabinetware—										
Bedsteads . . . "	—	—	—	—	—	1,14,232	71,243	46,499	40,174	30,557
Furniture of wood (other than bedsteads) . . . "	—	—	—	—	—	51,102	85,207	30,021	33,004	25,188
Furniture of other materials (other than bedsteads) . . . "	—	—	—	—	—	2,06,437	1,68,449	59,738	1,16,530	84,305
Mouldings . . . "	—	—	—	—	—	2,07,975	1,53,857	1,29,772	1,82,714	1,08,028
Total of Furniture and Cabinetware . . . "	—	—	—	—	—	5,79,796	4,78,756	2,66,025	3,73,001	2,54,078
Glass and Glassware—										
Bangles . . . . "	—	—	—	—	—	8,30,458	5,98,053	2,61,204	4,58,207	2,50,808
Beads and false pearls . . . . Cwts.	2,809	1,242	522	782	321	3,46,126	1,34,898	43,200	79,560	92,542
Bottles and Phials—Sodawater bottles Gross	9,132	5,933	3,780	6,349	1,979	2,45,137	1,47,059	91,155	1,39,306	57,416
Others . . . . "	22,491	25,965	18,872	30,925	54,732	1,69,187	1,42,820	1,10,174	1,25,810	1,45,016
Total of Bottles and Phials . . . "	31,623	31,903	22,652	37,274	56,711	4,14,324	2,90,479	2,01,329	2,65,176	2,03,031
Funnels, globes, and glass parts of lamps . . . Value	—	—	—	—	—	5,03,161	2,30,500	2,14,698	1,88,170	1,18,314
Scientific glassware (Sq. Feet sheet and plate	3,444,798	2,448,969	2,399,112	2,908,627	2,780,271	24,459	20,642	29,343	25,045	35,397
Tableware (including decanters, etc.)	35,107	27,407	24,955	29,888	29,529	4,23,115	2,81,017	2,52,060	3,42,570	2,97,383
Other glassware . . . "	—	—	—	—	—	97,126	79,430	53,878	83,354	46,146
Total of Glass and Glassware . . . "	—	—	—	—	—	1,17,877	1,09,251	1,28,815	1,74,498	1,61,224
Glue . . . . "	..	..	..	..	2,111	28,06,646	18,04,700	12,84,542	16,16,502	12,13,846
Grain, Pulse, and Flour—										
Beans (dry) . . . Tons	503	154	284	150	350	87,063	20,992	33,234	17,030	30,719
Pulse . . . . "	..	1,276	192	28	103	..	1,89,336	25,830	3,832	14,273
Rice in the husk . . . "	698	..	..	..	..	1,03,768	..	..	..	..
Rice not in the husk . . . "	4,893	2,293	9,507	14,702	32,492	6,77,679	2,47,687	8,26,293	12,52,846	19,02,760
Other sorts . . . . "	964	82	355	6	20	69,512	9,504	43,706	773	4,220
Total of Grain, Pulse, and Flour . . . "	7,068	3,705	10,338	14,886	33,034	9,38,022	4,67,619	9,29,073	12,74,492	20,41,984
Gums and Resins—										
Benjamin . . . . Cwts.	4,778	4,228	4,713	5,148	5,397	2,29,579	1,95,068	2,10,821	2,13,419	1,93,409
Dammer (Resins) (a) . . . "	—	—	—	—	3,028	—	—	—	—	22,593
Rosin (a) . . . . "	—	—	—	—	1,791	—	—	—	—	17,935
Other sorts . . . . "	3,882	3,597	3,817	4,505	438	75,110	71,055	57,057	43,123	21,194
Total of Gums and Resins . . . "	8,660	7,825	8,530	9,743	10,654	3,04,689	2,66,121	2,67,878	2,61,542	2,54,921
Hardware, excluding Cutlery and Electroplated ware—										
Agricultural implements	—	—	—	—	—	—	—	—	—	—
Buckets of tinned or galvanised iron	—	—	—	—	—	1,13,906	1,42,985	76,032	62,800	75,934
Builders' hardware, such as locks, hinges, door bolts, etc.	—	—	—	—	—	3,123	2,034	2,609	1,752	..
Domestic hardware other than enamelled ironware	—	—	—	—	—	6,88,425	6,57,195	3,21,674	3,62,425	3,13,541
	—	—	—	—	—	1,95,730	2,40,836	1,36,215	1,50,914	1,52,985

(a) Shown separately from 1933-34.

No. 12—continued

IMPORTS—continued

PRINCIPAL AND OTHER ARTICLES	QUANTITY					VALUE				
	1929-30	1930-31	1931-32	1932-33	1933-34	1929-30	1930-31	1931-32	1932-33	1933-34
MADRAS—continued										
FORT ST. GEORGE—continued										
Hardware, excluding Cutlery and Electroplated ware—continued										
Enamelled iron-ware . . . . . Value	—	—	—	—	—	3,83,225	4,82,010	2,37,733	3,40,951	3,27,073
Gasmaniles . . . . . Value	—	—	—	—	—	1,32,245	83,704	23,077	1,27,710	48,627
Implements and tools, other than agricultural implements and machine tools										
Lamps, metal . . . . . No.	953,599	764,078	357,650	592,601	760,463	8,61,723	6,42,472	3,54,498	3,30,605	3,90,458
Parts of lamps, other than glass . . . . . Value	—	—	—	—	—	1,24,996	72,400	57,951	96,141	72,264
Safes and strong boxes of metal . . . . . No.	205	885	141	130	..	7,762	6,670	3,406	3,219	..
Stoves . . . . . Value	52,673	38,547	24,000	17,105	20,962	1,30,723	97,757	51,634	34,628	44,726
Other sorts . . . . . Value	—	—	—	—	—	21,04,516	17,04,878	13,57,485	10,30,637	12,20,273
Total value of Hardware (excluding Cutlery and Electroplated ware) . . . . . Value	—	—	—	—	—	59,66,232	49,76,768	30,36,968	33,38,742	33,91,806
Hides and Skins, raw—										
Hides, raw . . . . . Tons	22	88	363	251	229	37,117	50,760	1,40,747	1,02,078	1,15,814
= No.	=20,450	=0,803	=33,730	=37,152	=24,247					
Tons	258	286	221	232	302	7,12,593	4,45,573	4,05,910	2,09,563	3,75,773
= No.	=419,380	=374,631	=521,309	=377,737	=538,527					
Skins, raw . . . . . Tons	230	376	584	483	530	7,40,710	4,90,342	6,15,687	3,12,241	4,91,587
= No.	=439,830	=384,484	=555,045	=414,839	=562,774					
Total of Hides and Skins, raw . . . . . Tons	394	87	235	208	..	24,851	7,510	11,768	12,686	..
= No.	..	..	..	..	..	24,851	7,510	11,768	12,686	..
Parts . . . . . Cwts.	394	87	235	208	..	24,851	7,510	11,768	12,686	..
Instruments, Apparatus, and Appliances, and parts thereof—										
Electrical, including telegraph and telephone apparatus not being machinery—										
Electric fans and parts thereof . . . . . Value	—	—	—	—	—	2,64,077	2,44,652	1,04,810	2,42,940	2,12,783
Electric wires and cables—										
Rubber, insulated . . . . . Value	—	—	—	—	—	2,25,082	5,57,905	2,60,688	2,38,206	2,43,782
Insulations, other than rubber . . . . . Value	—	—	—	—	—	2,45,790	2,01,212	1,72,645	5,01,154	5,36,184
Telegraph and telephone wires and cables . . . . . Value	—	—	—	—	—	14,888	63,809	10,436	61,857	6,065
Pure copper wire (electrolytic, other than telegraph and telephone wires)(a) Cwts.	—	118	5,200	3,040	4,526	61,956	8,797	1,88,964	98,034	1,30,367
Total of Electric wires and cables . . . . . Value	—	—	—	—	—	5,47,718	8,36,723	6,32,753	9,00,241	9,21,398
Telegraph and Telephone Apparatus . . . . . Value	—	—	—	—	—	1,15,966	1,02,472	17,894	1,09,629	75,605
Electric lamps and parts thereof—										
Electric glow lamps—										
Gas filled electric bulbs (b) . . . . . No.	—	—	138,729	189,594	178,751	—	—	1,01,570	1,87,057	1,58,730
Vacuum electric bulbs (b) . . . . . No.	—	—	273,030	585,024	436,976	—	—	1,58,488	2,07,160	2,04,953
Electric bulbs for automobiles (c) . . . . . No.	—	—	76,105	130,000	23,472	—	—	8,889	25,401	8,106
Electric bulbs for torches (b) . . . . . No.	—	—	95,059	376,110	300,038	—	—	24,633	27,049	17,215
Wireless valves (b) . . . . . No.	—	—	6	3,713	..	—	—	14	3,434	..
Flash lights including torch lights, pocket lamps, etc. (c) . . . . . No.	128,486	66,460	—	—	—	75,298	41,122	—	—	—
Automobile lighting lamps (c) . . . . . No.	16,811	863	—	—	—	7,247	1,211	—	—	—
Standard lighting lamps (c) . . . . . No.	181,030	257,868	—	—	—	1,22,080	1,81,800	—	—	—
Electric lamps, other sorts . . . . . No.	2,085	42,352	56,802	72,006	170,705	14,641	18,655	27,548	57,548	69,783
Parts and accessories of electric lamps . . . . . Value	—	—	—	—	—	2,41,634	93,617	65,483	1,30,268	10,616
Total of Electric Lamps and parts thereof . . . . . Value	—	—	—	—	—	4,60,805	3,36,665	4,46,659	6,39,477	4,69,403
Accumulators including parts . . . . . Value	—	—	—	—	—	..	190	282	5,039	..
Batteries . . . . . Value	—	—	—	—	—	3,43,004	2,58,630	1,70,475	1,42,408	2,05,844
Condensers, electric . . . . . Value	—	—	—	—	—	..	..	337	2,051	..
Carbons, electric . . . . . Value	—	—	—	—	—	..	..	..	3,592	..
Electric lighting accessories and fittings (including switches) . . . . . Value	—	—	—	—	—	73,962	91,780	91,243	13,282	19,800

(a) Quantity shown from 1930-31.  
 (b) Separately recorded from 1931-32.  
 (c) Discontinued and shown under new sub-heads above from 1931-32.





No. 12—continued  
IMPORTS—continued

PRINCIPAL AND OTHER ARTICLES	QUANTITY					VALUE				
	1929-30	1930-31	1931-32	1932-33	1933-34	1929-30	1930-31	1931-32	1932-33	1933-34
MADRAS—continued FORT ST. GEORGE—continued Liquors—continued Spirit—						R	R	S	R	R
Brandy . . . . .	{ L. gals. 65,545	51,203	23,925	19,138	19,547	5,57,595	4,78,288	2,15,046	2,22,548	2,34,101
	{ P. gals. 51,353	41,480	18,381	14,541	15,208					
Gin . . . . .	{ L. gals. 18,332	16,020	12,001	8,204	11,270	1,42,829	1,38,732	97,820	70,812	97,423
	{ P. gals. 13,258	12,406	8,743	5,885	7,912					
Liqueurs . . . . .	L. gals. 1,305	790	4,570	293	488	20,279	13,778	22,272	6,852	9,659
Rum . . . . .	{ L. gals. 510	460	309	207	52	3,321	3,041	1,975	1,507	633
	{ P. gals. 533	503	473	217	39					
Whisky . . . . .	{ L. gals. 58,378	45,116	30,033	27,264	33,279	8,32,779	7,08,302	4,71,185	4,20,407	5,10,151
	{ P. gals. 40,572	34,109	22,774	20,424	24,974					
Spirit, present in drugs, medi- cines, or che- micals . . . . .	L. gals. 14,641	18,899	8,225	10,738	10,649	3,70,718	3,46,510	2,49,262	3,55,507	3,41,032
Spirit, perfumed . . . . .	953	766	615	348	378	65,947	50,203	38,454	25,910	33,601
Spirit, denatured— Imported direct . . . . .	40	1	..	..	1	214	3	..	..	5
Denatured at Custom House immediately on arrival before clearance . . . . .	62,516	76,882	71,526	61,272	15,795	55,749	83,449	67,945	62,179	14,006
Other sorts . . . . .	14,788	8,209	2,830	1,478	1,423	1,69,693	1,25,756	81,025	60,042	49,610
Total Spirit . . . . .	231,903	216,750	153,994	128,942	92,883	22,19,114	19,83,057	12,44,598	12,26,164	12,61,111
Wines—										
Champagne, and other sparkling wines . . . . .	2,761	1,345	1,066	807	1,417	77,350	37,275	29,435	22,907	40,324
Port . . . . .	4,954	5,346	3,497	2,449	2,598	51,450	49,829	34,472	21,871	22,450
Still red wines, other than port . . . . .	8,830	4,991	3,430	4,734	5,295	55,291	30,866	19,616	27,637	30,701
Sherry, Madelra and Marsala . . . . .	4,156	3,270	3,014	1,897	3,062	57,492	47,147	35,850	25,088	41,939
Still white wines, other than Sherry, Madelra and Marsala . . . . .	677	278	114	376	506	6,057	1,961	938	3,593	4,400
Other sorts, in- cluding Ver- mouth and Ginger wine . . . . .	18,538	12,174	10,300	7,301	8,107	74,922	63,551	62,570	49,577	56,812
Total of Wines . . . . .	34,916	27,418	21,421	17,564	21,075	3,22,532	2,35,009	1,82,940	1,51,573	1,96,626
Total of Liquors, including dena- tured and per- fumed spirits . . . . .	766,428	777,514	640,361	642,163	577,938	36,24,652	33,12,381	22,81,187	23,12,162	23,59,268
Machinery and Millwork— Prime-movers (other than electrical)—										
Locomotives (including those for railways)—										
Steam Engines . . . . .	No. 18	20	4	..	..	1,41,706	1,88,038	31,715	..	..
Parts of steam engines	Value	—	—	—	—	55,408	28,954	3,546	5,553	..
Others . . . . .	—	—	—	—	—	1,94,096	92,652	21,729	35,909	31,697
Railway locomotive engines and tenders and parts thereof . . . . .	—	—	—	—	—	44,43,493	25,08,305	16,05,908	5,62,091	7,60,851
Other than Locomo- tives—										
Gas Engines . . . . .	No. 10	17	8	1	2	65,958	40,270	6,545	6,268	5,400
Parts of gas engine	Value	—	—	—	—	22,067	6,949	1,555	21,138	154
Oil Engines . . . . .	No. 1,708	978	388	301	356	24,96,365	15,52,552	8,34,711	4,90,230	7,27,829
Parts of oil engines	Value	—	—	—	—	2,29,325	1,95,098	2,04,002	2,19,863	1,41,028
Steam Engines . . . . .	No. 1	1	4	3	4	5,012	3,755	31,107	10,931	14,224
Parts of steam engines	Value	—	—	—	—	18,513	26,990	13,297	57,503	5,820
Others . . . . .	—	—	—	—	—	12,750	31,188	11,422	19,611	18,837
Total of Prime- movers (other than Electrical) . . . . .	—	—	—	—	—	76,86,786	47,05,852	27,05,537	14,19,187	17,05,840
Electrical machinery of all kinds (not including instru- ment, apparatus, appli- ances and parts thereof)—										
Control and Switchgear . . . . .	—	—	—	—	—	8,80,250	5,15,761	4,90,807	3,09,930	4,56,999
Generators, alternators and dynamos . . . . .	—	—	—	—	—	2,21,046	2,14,293	3,45,830	3,51,161	3,10,301
Motors . . . . .	—	—	—	—	—	5,60,059	7,78,660	5,56,862	1,81,367	4,40,645
Transformers . . . . .	—	—	—	—	—	3,77,088	3,34,631	3,15,170	2,22,826	3,29,488
Other kinds . . . . .	—	—	—	—	—	27,15,000	34,75,450	18,09,796	11,89,359	12,70,365
Total of Electrical Machinery, etc. . . . .	—	—	—	—	—	42,53,503	53,13,816	35,18,465	22,51,643	23,07,789

TRADE AT CHIEF PORT  
FORT ST. GEORGE

( 156 )

No. 12—continued  
IMPORTS—continued

PRINCIPAL AND OTHER ARTICLES	QUANTITY					VALUE				
	1929-30	1930-31	1931-32	1932-33	1933-34	1929-30	1930-31	1931-32	1932-33	1933-34
						R	R	R	R	R
MADRAS—continued										
Fort St. George—continued										
Machinery and Millwork—contd.										
Machinery, not being prime-movers or electrical machinery—										
Acrated water making machinery . . . Value	—	—	—	—	—	..	435	12,780	4,052	0,551
Agricultural machinery—										
Agricultural tractors and parts ..	—	—	—	—	—	50,031	57,810	31,593	4,058	27,330
Ploughs and parts ..	—	—	—	—	—	27,556	28,504	4,584	470	0,240
Others ..	—	—	—	—	—	41,019	14,270	14,500	11,735	37,885
Boilers ..	—	—	—	—	—	5,45,151	3,48,347	2,75,990	8,83,739	2,71,024
Leather tanning and curing machinery ..	—	—	—	—	—	22,325	25,400	12,712	10,769	10,009
Metal working machinery (including machine tools) ..	—	—	—	—	—	1,45,839	5,96,630	2,71,585	65,171	39,078
Mining machinery—										
Coal ..	—	—	—	—	—	13,775	..	0,229	10,700	2,770
Other sorts ..	—	—	—	—	—	1,13,441	1,45,162	48,975	87,110	1,41,648
Oil-crushing and refining machinery ..	—	—	—	—	—	63,051	16,216	4,596	1,763	5,532
Pumping machinery ..	—	—	—	—	—	..	..	..	..	1,41,245
Paper mill machinery ..	—	—	—	—	—	6,758	19,126	4,922	1,233	675
Refrigerating machinery ..	—	—	—	—	—	50,039	98,949	22,501	4,803	55,633
Rice and flour mill machinery ..	—	—	—	—	—	4,61,793	7,98,028	1,83,340	2,02,733	1,02,665
Saw mill and woodworking machinery ..	—	—	—	—	—	69,309	44,988	47,868	28,042	20,500
Sewing and knitting machines and parts thereof—										
Sewing and knitting machines No.	9,155	5,944	2,857	4,835	5,400	10,08,247	6,52,868	2,95,710	4,78,650	5,47,735
Parts of sewing and knitting machines and accessories Value	—	—	—	—	—	1,01,114	80,937	22,082	20,321	52,312
Total of Sewing and Knitting Machines, etc. ..	—	—	—	—	—	11,09,361	7,33,805	3,17,792	4,98,971	6,00,047
Sugar machinery ..	—	—	—	—	—	12,534	9,751	1,02,945	4,18,745	0,02,261
Tea machinery ..	—	—	—	—	—	83,985	21,600	15,796	15,060	1,03,776
Textile machinery—										
Cotton—										
Bleaching and Dyeing machinery ..	—	—	—	—	—	1,06,654	78,125	11,260	11,450	32,639
Spinning machinery ..	—	—	—	—	—	8,42,408	11,10,289	3,98,151	6,87,010	12,82,838
Weaving machinery ..	—	—	—	—	—	1,93,181	1,70,973	1,34,417	2,07,027	8,01,334
Other sorts ..	—	—	—	—	—	1,05,715	1,11,059	72,053	84,339	61,566
Total of Cotton machinery ..	—	—	—	—	—	13,37,958	14,85,440	6,15,887	10,80,744	21,81,377
Jute ..	—	—	—	—	—	8,066	..	5,925	4,652	30,551
Shuttles (excluding those for sewing machines) ..	—	—	—	—	—	44	11,072	4,187	21,021	14,021
Wool ..	—	—	—	—	—	15,807	805	4,493	7,517	7,225
Other sorts ..	—	—	—	—	—	2,03,863	3,05,464	2,60,269	3,35,012	3,84,842
Total of Textile machinery ..	—	—	—	—	—	16,25,738	18,02,847	8,90,401	14,49,546	26,18,610

\* Separately shown from 1933-34.

## No. 12—continued

## IMPORTS—continued

PRINCIPAL AND OTHER ARTICLES	QUANTITY					VALUE				
	1920-30	1930-31	1931-32	1932-33	1933-34	1920-30	1930-31	1931-32	1932-33	1933-34
MADIAS—continued						R	R	R	R	R
Fort St. George—continued										
Typewriters—										
Typewriters . . . No.	1,777	1,840	528	573	808	2,68,180	2,65,273	74,433	80,233	1,00,500
Parts of type- writers and accessories . . . Value	—	—	—	—	—	83,269	23,272	24,540	19,002	16,075
Total of Typewriters . . . "	—	—	—	—	—	2,00,408	2,88,545	08,073	99,235	1,26,574
Other sorts of machinery (ex- cluding printing machinery) . . . "	—	—	—	—	—	36,80,700	24,06,783	12,85,482	11,28,517	20,67,500
Total of machinery not being prime-movers, etc., or electrical . . . "	—	—	—	—	—	84,27,801	70,37,120	86,66,186	49,36,497	70,84,648
Total of Machinery and Mill- work . . . "	—	—	—	—	—	2,03,68,090	1,71,01,582	99,50,138	86,10,327	1,15,08,277
Manures (excluding oil cakes) —										
Nitrogenous—										
Nitrate of Soda . . . Tons	1,917	1,204	..	75	358	2,76,779	1,65,838	18	10,195	35,031
Sulphate of Ammonia . . . "	10,353	4,811	6,305	17,007	13,741	15,49,480	6,53,182	7,35,127	18,59,268	13,01,202
Others (b) . . . "	—	—	300	400	575	—	—	20,987	34,035	52,105
Potassic—										
Muriate of Potash . . . "	1,075	471	1,103	984	1,220	1,28,683	50,283	1,48,095	1,41,847	1,60,139
Others (b) . . . "	—	—	150	180	167	—	—	20,852	23,016	24,509
Phosphatic—										
Superphosphate (b) . . . "	—	—	395	947	1,275	—	—	28,576	67,588	75,716
Other kinds . . . "	10,484	11,530	241	190	274	14,08,250	12,48,937	12,163	10,874	19,890
Compounds—										
Ammonium phos- phate (b) . . . "	—	—	2	444	125	—	—	405	84,189	20,540
Others . . . "	10	846	..	320	252	1,250	59,081	37	30,148	8,802
Total of Manures . . . "	23,869	18,912	8,681	21,365	17,977	33,64,445	21,83,320	9,72,560	22,61,160	17,58,183
Matches—										
Safety . . . Gross of Boxes	22,924	18,144	6,573	1,662	361	25,176	19,632	7,065	1,884	740
Other sorts . . . "	2,500	..	..	2	..	3,125	..	..	5	..
Total of Matches Value	—	—	—	—	—	28,301	19,632	7,065	1,880	740
Metals and Ores—										
Aluminium—										
Unwrought (Ingots, blocks and bars, etc.) . . . Cwts.	8	1	118	110	..	201	41	2,262	1,346	..
Wrought—										
Circles . . . "	8,331	10,438	861	320	2,230	7,17,777	7,75,257	57,017	21,290	1,57,665
Sheets . . . "	1,129	538	63	76	120	90,157	40,345	4,127	3,671	7,220
Other manufactures . . . "	1,387	798	662	560	883	1,84,239	85,445	79,793	41,545	63,963
Total of Aluminium . . . "	10,850	11,765	1,704	1,066	3,233	9,02,374	9,01,598	1,43,109	67,852	2,28,848
Antifriction metal . . . "	1,201	797	1,087	544	495	1,17,579	35,995	80,900	29,812	33,617
Brass, Bronze, and similar alloys and manufactures there- of—										
Unwrought . . . "	215	128	76	834	17	9,264	4,606	2,054	19,577	609
Wrought—										
Mixed or yellow metal, for sheath- ing . . . "	99,775	76,972	57,643	108,200	81,071	46,43,889	34,52,305	22,30,078	35,10,435	26,12,818
Rods . . . "	295	704	850	615	376	15,221	27,182	11,223	16,408	10,553
Sheets . . . "	89	122	121	128	88	6,098	6,542	5,746	6,024	4,323
Tubes . . . "	123	115	67	515	110	6,947	7,238	3,181	19,741	6,828
Wire . . . "	881	924	448	902	771	52,510	52,442	19,669	34,617	27,635
Other sorts . . . "	1,472	1,078	767	4,650	6,584	1,45,923	1,23,233	86,278	2,17,646	2,29,157
Total of Brass, etc. . . "	102,850	80,043	60,472	115,844	89,017	48,79,462	36,73,608	23,58,229	38,24,443	28,91,823
Copper—										
Old, for re-ma- nufacture . . . "	..	65	..	26	106	..	2,200	..	752	2,882
Unwrought—										
Tiles, Ingots, cakes, and bricks . . . "	2,321	2,685	60	75	285	1,36,480	1,47,301	2,663	2,774	10,151
Wrought—										
Sheets . . . "	14,790	13,693	15,178	28,234	26,166	8,15,447	10,78,632	6,92,381	11,24,898	9,31,448
Wire, exclud- ing wire of telegraph and tele- phone . . . "	996	1,145	365	907	685	66,003	65,537	16,208	36,308	24,768
Rods . . . "	506	390	370	285	214	32,066	21,333	19,687	10,250	7,952
Tubes . . . "	615	874	832	250	333	50,975	56,332	45,834	12,077	15,110
Other man- ufactures . . . "	1,921	1,593	922	519	755	1,17,564	1,02,828	21,125	47,936	37,902
Total of Copper . . . "	20,849	25,445	17,186	30,305	28,554	12,18,544	14,74,163	7,97,778	12,34,095	10,30,219

(b) Separately recorded from 1931-32.

\* Revised classification has been introduced from 1931-32.

TRADE AT CHIEF PORT  
FORT ST. GEORGE

( 158 )

No. 12—continued  
IMPORTS—continued

PRINCIPAL AND OTHER ARTICLES	QUANTITY					VALUE				
	1929-30	1930-31	1931-32	1932-33	1933-34	1929-30	1930-31	1931-32	1932-33	1933-34
						R	R	R	R	R
MADRAS—continued										
Fort St. George—continued										
Metals and Ores—continued										
Ferro alloys (a) Tons	—	..	..	..	..	—	8	..	..	..
German silver (including nickel silver) Cwts.	527	355	116	..	339	53,936	36,341	10,276	8	26,314
Iron—										
Ore Tons	8	..	..	..	..	459	..	..	..	..
Pig .. ..	325	91	60	..	..	23,641	6,940	3,902	..	..
Manufactures—										
Angle and tee, bolt and rod { Protected, .. Not pro- tected ..	..	..	..	..	..	..	..	..	15	1,175
Bars and channels { Protected .. Not pro- tected ..	41	58	..	..	1	4,438	5,127	58	..	6
Rice bowls ..	500	350	274	208	428	1,23,005	82,371	71,616	76,681	1,00,339
Total of Iron ..	69	43	38	5	..	25,829	16,268	14,602	1,023	..
	938	542	377	303	432	1,32,369	1,17,230	90,594	78,619	1,01,520
Steel—										
Angle and tee { Protected .. Not protected ..	6,248	2,343	1,458	1,016	622	6,97,519	3,17,435	1,36,335	82,030	68,650
Spring Cwts.	..	..	..	9	8	..	87	15	1,244	197
Bars (other than Cast Steel) { Protected .. Not pro- tected ..	20,394	10,049	6,551	3,532	2,821	21,78,793	10,40,200	6,01,974	3,70,470	3,17,076
	8,331	3,210	4,189	3,713	4,155	10,70,932	3,74,776	3,98,409	3,37,651	3,99,984
Cast—										
Tool Steel—										
High Speed ..	29	56	81	103	88	43,545	61,478	54,133	73,698	59,971
Carbon ..	157	64	117	61	80	56,851	24,167	40,416	27,657	24,998
Other Cast Steel ..	23	7	3	7	8	7,195	1,374	420	1,189	1,255
Ingot, blooms, etc. ..	16	47	39	18	5	4,492	9,115	4,522	2,556	691
Total of steel ..	35,197	16,276	12,438	8,450	8,082	40,54,008	18,28,767	12,36,174	8,97,424	8,94,176
Iron or Steel—										
Anchors and cables ..	8	7	7	..	5	3,677	2,696	3,170	..	2,049
Beams, pillars, channels, girders, and bridgework { Protected .. Others ..	3,550	1,900	846	499	841	8,90,789	4,64,876	2,16,478	1,17,736	1,70,549
	9,038	7,943	5,526	1,399	1,322	9,98,416	8,18,843	5,17,750	1,44,634	1,31,235
Bolts and nuts, Protected ..	963	808	624	613	716	3,36,761	2,46,127	1,63,631	1,82,539	2,02,426
	222	..	..	..	..	54,632	..	..	..	..
Fencing materials including fencing wire) ..	630	502	310	481	506	1,72,643	1,30,146	69,742	1,24,214	1,15,312
Hoops and strips ..	897	755	424	937	1,082	1,44,895	1,13,028	61,389	1,07,580	1,33,098
Nails, rivets, and washers { Protected .. Not pro- tected ..	1,112	763	218	330	274	4,48,324	2,71,713	65,107	66,668	56,354
	..	..	357	326	441	..	..	1,04,113	1,67,805	2,42,792
Pipes and fittings, cast ..	778	674	294	197	297	2,73,477	1,78,112	69,861	55,145	91,490
Rails, chairs, and fishplates (excluding those for railways)—										
Protected—										
Balls weighing 30 lbs. per yard and over and fishplates ..	222	322	1,019	53	192	6,64,792	57,950	1,49,652	8,811	27,322
Others ..	363	168	101	70	150	38,275	16,899	13,295	8,568	18,749
Not protected ..	105	105	..	17	250	16,880	18,415	..	3,956	41,201
Screws—										
Wood Screws ..	264	216	109	208	141	1,59,467	1,29,337	1,19,516	1,10,650	69,334
Metal thread screws ..	..	..	1	..	..	864	198	929	271	..
Sheets and plates—										
Galvanised—										
Corrugated Protected ..	6,523	4,753	2,251	1,630	1,307	13,68,736	8,95,362	3,59,204	2,56,719	2,51,148
Plain { Protected .. Not pro- tected ..	1,938	1,334	791	1,345	1,298	4,42,191	2,74,400	1,36,015	2,35,858	2,62,493
	69	54	67	13	43	13,799	10,604	12,505	2,521	8,444
Tinned—										
Tin plates Protected ..	2,465	871	1,273	753	907	8,83,104	3,24,185	3,73,249	2,81,500	3,00,419

\* Classified from 1931-32.  
(a) Separately recorded from 1930-31.

No. 12—continued  
IMPORTS—continued

PRINCIPAL AND OTHER ARTICLES	QUANTITY					VALUE				
	1929-30	1930-31	1931-32	1932-33	1933-34	1929-30	1930-31	1931-32	1932-33	1933-34
MADRAS—continued						R	R	R	R	R
Fort St. George—continued										
Metals and Ores—continued										
Iron or Steel—continued										
Not galvanized or tinned—										
Sheets up to ½" thick . . . . . Tons	3,498	2,809	1,981	2,150	2,118	5,16,213	3,83,071	2,16,519	2,85,588	2,90,177
Plates over ½" thick . . . . . "	2,488	1,920	902	411	464	2,95,114	2,21,335	1,10,852	56,920	64,075
Total of sheets and plates not galvanized or tinned—										
Protected, fabricated . . . . . "	..	5	..	3	86	..	1,917	..	1,106	17,725
Protected, others . . . . . "	5,060	4,524	2,642	2,552	2,494	8,08,999	6,02,469	3,27,019	3,39,779	3,45,627
Not protected . . . . . "	7	..	1	6	..	2,359	..	352	1,623	..
Total . . . . . "	5,976	4,529	2,643	2,561	2,582	8,11,327	6,04,400	3,27,371	3,42,598	3,63,252
Sleepers and Keys of Iron or Steel—										
Protected . . . . . "	4,877	112	281	122	18	6,83,879	49,807	43,080	37,183	7,696
Not protected . . . . . "	1	12	2	..	1	234	10,402	8,230	..	275
Tubes, pipes and fittings—										
Wrought—										
Protected . . . . . "	17	41	Cwts. 3	5	157	0,050	24,234	165	67	54,742
Not protected . . . . . "	2,780	3,020	3,038	2,732	3,056	7,17,847	9,04,922	10,60,939	6,79,276	6,98,904
Wire nails—										
Protected . . . . . "	..	..	25	1,786	1,791	..	..	4,820	3,10,202	3,17,100
Not protected . . . . . "	1,640	1,468	1,330	..	..	3,10,885	2,55,902	2,01,339	..	..
Wire rope—										
Black . . . . . "	41	101	101	69	62	21,624	62,798	97,278	37,511	47,677
Galvanized . . . . . "	180	185	165	78	67	1,45,000	1,07,709	74,859	52,759	29,207
Wire other than fencing wire—										
Protected . . . . . "	..	..	17	385	491	1,08,674	..	3,594	73,878	92,733
Not protected . . . . . "	548	300	354	4	62	61,366	70,792	1,010	11,224	..
Other manufactures of iron or steel—										
Protected . . . . . "	1,400	333	235	327	293	4,05,313	1,21,603	40,233	79,645	47,663
Not protected . . . . . "	1,991	2,883	826	595	503	7,50,723	14,57,763	3,09,023	1,72,952	1,52,091
Total of Iron or Steel . . . . . "	53,720	34,057	24,242	17,537	18,749	1,08,26,028	76,13,636	47,62,373	36,21,244	39,46,321
Total of Iron and Steel . . . . . "	89,861	60,875	37,057	26,299	27,263	1,50,62,405	95,59,629	60,89,141	45,97,287	49,42,017
Lead—										
Unwrought—										
Plg . . . . . Cwts.	1,568	676	2,056	1,945	1,312	24,020	10,034	20,804	22,917	14,221
Other sorts . . . . . "	..	21	211	590	1,168	..	224	1,595	3,671	6,328
Wrought—										
Sheets . . . . . "	955	1,145	598	1,104	597	18,815	19,724	8,067	12,110	6,229
Pipes and tubes . . . . . "	1,255	974	942	1,012	732	46,674	40,576	40,612	50,806	27,314
Sheets, for tea chests . . . . . "	1,228	840	426	198	200	32,293	25,911	9,676	5,245	3,970
Other sorts . . . . . "	1,635	904	135	2,318	2,030	29,338	25,401	3,817	17,845	1,32,965
Total of Lead . . . . . "	6,641	4,560	4,368	7,167	6,204	1,62,040	1,21,869	83,571	1,12,600	1,90,927
Quicksilver . . . . . Lbs.	27,182	29,138	42,663	77,550	82,889	1,16,685	1,28,043	1,74,436	2,72,093	2,05,830
Solder . . . . . Cwts.	419	322	543	556	310	34,774	16,776	26,828	29,466	24,582
Tin—										
Unwrought (blocks, ingots, bars and slabs) . . . . . "	5,733	5,392	3,863	4,008	3,196	7,66,138	5,00,738	3,32,762	4,14,102	4,39,841
Other Sorts . . . . . "	35	2	..	2	6	933	848	117	236	826
Total of Tin . . . . . "	5,768	5,394	3,863	4,010	3,202	7,67,071	5,01,586	3,32,879	4,14,338	4,40,167

TRADE AT CHIEF PORT  
FORT ST. GEORGE

( 160 )

No. 12—continued  
IMPORTS—continued

PRINCIPAL AND OTHER ARTICLES	QUANTITY					VALUE				
	1920-30	1930-31	1931-32	1932-33	1933-34	1920-30	1930-31	1931-32	1932-33	1933-34
<i>MADAGASCAR—continued</i>										
<i>FORT ST. GEORGE—continued</i>										
<b>Zinc or spelter—</b>										
Unwrought . . . Cwts.	847	243	301	1,208	1,127	14,821	4,003	4,024	11,681	18,550
Wrought or manufactured . . . "	1,304	5,139	2,746	2,891	3,025	32,370	96,307	42,376	47,573	53,025
Other sorts . . . "	2,464	..	..	..	..	58,053	..	..	..	..
Total of Zinc or Spelter . . . "	4,605	5,382	3,137	4,099	4,152	1,05,044	1,01,350	46,400	59,254	67,484
<b>Metals, unenumerated . . . "</b>										
Metals, unenumerated . . . "	3,531	2,265	1,034	1,317	1,254	1,32,817	68,515	44,032	38,018	45,534
Ores, unenumerated . . . "	..	..	..	..	1	..	..	..	..	95
Totals of metals and Ores . . . "	97,735	57,695	41,732	34,809	34,137	2,36,34,721	1,66,18,961	1,01,87,579	1,06,80,211	1,01,26,957
<b>Oils—</b>										
<b>Animal—</b>										
Fish oil . . . { Cwts.	144	414	1,353	10,849	5,670	3,858	10,146	29,205	2,32,456	92,749
" . . . { Gals.	1,522	5,094	16,877	134,843	69,355					
Other kinds . . . { Cwts.	20	1	136	147	28	630	100	2,030	1,759	1,082
" . . . { Gals.	256	11	1,070	1,821	359					
Essential . . . { Lbs.	12,403	13,994	17,594	32,281	21,274	93,015	86,510	77,140	60,163	88,732
" . . . { Gals.	1,360	1,555	1,904	3,589	2,345					
<b>Mineral—</b>										
Fuel oils . . . { Gals.	14,026,554	13,612,924	15,199,939	12,498,071	72,355	28,27,036	27,29,328	29,41,670	21,42,002	30,55,979
" . . . { Tons	56,539	54,744	60,977	50,399	17,799,614					
Kerosene in bulk . . . Gals.	9,269,545	5,195,140	8,797,738	5,012,040	3,320,248	63,31,324	33,46,847	25,87,701	29,06,436	21,27,034
" in tins . . . "	3,290	3,250	6,541	205	205	2,467	2,437	2,014	211	211
Lubricating oils . . . "	1,411,590	1,741,663	1,127,843	1,115,260	1,105,676	16,47,434	18,11,292	12,73,121	20,43,464	10,19,569
Petroleum, dangerous, flashing below 70° F. (Benzene, Bnazo, Petroli and other motor spirits) . . . "	1,401,156	2,915,243	3,013,931	1,221,702	2,000	16,20,218	31,85,451	30,77,803	16,15,722	3,313
White oil . . . "	6,684	22	..	98	..	8,450	63	..	143	..
Other kinds . . . "	173,051	178,156	54,634	53,868	45,164	2,01,236	1,83,644	65,403	62,213	53,023
Mineral grease (including Petroleum jelly (b) . . . Lbs.	..	..	440,985	316,844	557,249	..	..	73,314	69,281	1,02,570
Turkey red oil (a) . . . "	..	244	1,855	1	..	..	392	3,599	2	..
<b>Vegetable, not essential—</b>										
Coconut (b) . . . { Cwts.	..	..	491	5,408	455	..	..	7,705	85,143	6,140
" . . . { Gals.	..	..	6,067	65,700	5,434					
Linseed . . . { Cwts.	1,031	1,119	1,158	1,137	770	44,163	39,385	42,876	37,073	20,649
" . . . { Gals.	12,932	13,357	14,319	14,122	0,760					
Other sorts . . . { Cwts.	468	446	2,750	493	443	10,932	9,927	24,615	8,767	12,827
" . . . { Gals.	5,301	5,194	28,449	5,940	5,129					
Total of Oils . . . Gals.	..	..	..	..	..	1,27,90,813	1,14,05,522	1,08,09,070	92,70,925	65,84,481
<b>Paints and Painter's materials—</b>										
<b>Paints and Colours—</b>										
Barytes . . . Cwts.	..	196	749	611	140	..	550	2,761	2,223	522
Blue paint and Paris Blue . . . "	504	941	1,061	1,360	1,227	31,171	39,428	52,289	67,765	62,483
Enamels prepared (e) . . . "	2,314	..	..	..	..	1,66,063	..	..	..	..
Graphite . . . "	1,515	1,313	662	551	500	23,464	34,271	24,070	14,082	16,700
<b>Red Lead—</b>										
Genuine, dry . . . "	968	718	499	697	715	23,480	17,388	11,574	11,079	10,633
Reduced . . . "	181	84	81	..	2	2,568	662	1,643	..	39
<b>White Lead—</b>										
Genuine, dry . . . "	147	..	166	273	172	4,305	..	5,123	8,007	4,850
Reduced . . . "	65	297	2	0	..	1,058	8,382	60	210	7
Genuine, moist . . . "	54	153	18	00	50	1,818	4,564	524	2,603	1,318
Reduced . . . "	..	..	..	5	..	..	..	..	110	..

(a) Shown from 1930-31.  
(b) Separately shown from 1931-32.  
(c) Vide under "Varolau."

## No. 12—continued

## IMPORTS—continued

PRINCIPAL AND OTHER ARTICLES	QUANTITY					VALUE				
	1929-30	1930-31	1931-32	1932-33	1933-34	1929-30	1930-31	1931-32	1932-33	1933-34
MADRAS—continued										
FORT ST. GEORGE—continued										
Paints and Painters' materials— concl.										
Paints and Colours—contd.										
Lithopons, dry* . Cwts.	—	..	272	147	21	—	..	2,083	1,610	210
Zinc white—										
Genuine, dry . . .	709	401	291	354	305	13,187	6,600	5,818	7,416	6,073
Reduced, „ . . .	376	369	370	617	923	4,744	4,686	4,418	7,727	10,026
Genuine, moist . . .	450	257	278	751	432	11,205	7,410	6,170	13,374	8,051
Reduced, „ . . .	..	..	77	12	5	..	..	1,417	843	80
Other sorts† . . .	17,482	—	—	—	—	6,03,704	—	—	—	—
White dry . . .	—	45	181	..	206	—	1,432	4,098	..	4,139
Coloured dry . . .	—	6,397	6,403	6,232	6,495	—	1,79,592	1,92,798	1,82,774	1,84,084
White moist . . .	—	2,112	3,096	1,078	2,027	—	73,055	77,220	24,593	46,072
Coloured moist . . .	—	6,609	6,104	4,222	4,440	—	2,19,349	1,49,375	1,32,556	1,44,313
Painters' materials (other than paints and colours)—										
Turpentine—										
Genuine Tur- pentine . . .	784	587	269	231	256	23,781	13,265	10,234	7,317	8,863
Turpentine sub- stitute . . .	124	245	169	209	310	2,663	4,377	3,318	5,000	5,009
Varnish † . . .	5,061	—	—	—	—	2,62,297	—	—	—	—
Enamels . . .	—	1,352	832	704	694	—	1,10,618	72,500	69,725	69,440
Lacquers . . .	—	4	34	120	20	—	681	4,153	12,636	4,416
Other kinds . . .	—	8,596	3,084	2,573	2,434	—	1,75,303	1,59,325	1,20,078	1,18,695
Other kinds of paint- ers materials . Value	—	—	—	—	—	64,667	58,160	44,206	54,655	86,721
Total of Paints and Painters' materials . . .	—	—	—	—	—	12,45,315	9,66,078	8,36,583	7,45,058	7,03,745
Paper and Pasteboard—										
Paper—										
Packing paper . Cwts.	20,937	19,171	13,119	17,784	10,073	3,40,124	2,10,346	1,95,002	2,54,503	2,75,530
Printing paper—										
News printing { Protected	506	..	..	..	..	8,786	..	..	..	..
Not protected	66,874	67,363	57,875	65,106	75,782	8,66,488	9,10,552	6,56,931	6,77,217	6,83,972
Other sorts { Protected	33,660	33,646	21,629	24,550	24,308	7,46,581	6,63,735	3,95,611	4,21,275	3,74,166
Not protected	32,707	32,313	40,473	36,094	33,558	4,31,748	4,73,822	4,31,692	3,93,970	3,43,360
Writing paper and envelopes—										
Writing paper in large sheets—										
Protected { Reams	206,253	162,101	121,225	92,666	97,374	7,22,006	6,43,310	4,49,041	3,33,007	3,35,783
Cwts.	25,038	20,731	16,942	11,992	13,808	—	—	—	—	—
Note and letter paper and envelopes. { Protected Cwts.	313	235	503	288	296	21,119	19,289	22,816	16,496	13,811
Not pro- tected	1	9	..	..	..	200	597	15	..	15
Envelopes im- ported sep- arately. { Protected	795	797	667	834	744	52,511	46,818	35,593	44,921	36,811
Not pro- tected	2,674	2,010	2,842	2,707	2,538	1,06,487	85,719	1,01,216	99,137	76,197
Old Newspaper bulks and bags . . .	78,260	62,291	87,627	75,380	91,285	4,08,316	2,00,364	3,33,103	3,28,276	3,80,269
Other kinds of paper . . .	17,099	13,276	11,165	12,501	13,611	6,41,973	4,48,226	3,93,179	3,60,435	3,86,932
Paper manufactures . . .	469	693	495	385	479	46,078	52,397	35,397	35,864	34,924
Pasteboard mill- board, and cardboard of all kind—										
Strawboard . . .	10,589	22,213	12,185	27,009	15,734	1,33,103	1,51,293	72,063	1,33,051	70,236
Oil or kinds . . .	10,921	11,422	9,591	6,237	8,959	2,01,316	1,97,394	1,29,764	1,00,333	1,32,158
Manufactures of pa- steboard, millboard and cardboard . . .	4,339	1,339	5,110	2,275	3,979	1,78,951	59,919	2,20,643	91,176	1,61,723
Total of Paper and Pasteboard . . . Value	—	—	—	—	—	49,03,600	2,52,331	35,34,981	39,65,650	33,10,637

\* Separately shown from 1930-31.  
† Sub-divided from 1930-31.



TRADE AT CHIEF PORT  
FORT ST. GEORGE

( 162 )

No. 12—continued

IMPORTS—continued

PRINCIPAL AND OTHER ARTICLES	QUANTITY					VALUE				
	1929-30	1930-31	1931-32	1932-33	1933-34	1929-30	1930-31	1931-32	1932-33	1933-34
<b>MADRAS—continued</b>						R	R	R	R	R
<b>FORT ST. GEORGE—continued</b>										
Polishes—										
Polishes and compositions for application to leather Value	—	—	—	—	—	96,952	1,50,070	83,622	61,015	66,727
Polishes and compositions for application to metals . . . . .	—	—	—	—	—	30,405	37,138	30,456	30,308	30,045
Wood Polish . . . . .	—	—	—	—	—	23,242	19,500	7,625	7,611	11,008
Other Sorts . . . . .	—	—	—	—	—	18,197	18,012	11,059	20,015	31,018
Total of Polishes . . . . .	—	—	—	—	—	1,77,796	2,25,080	1,38,762	1,25,549	1,30,460
Precious Stones and Pearls, unset—										
Diamonds . . . . .	—	—	—	—	—	13,88,953	10,98,848	3,64,023	8,46,713	9,03,281
Other precious stones . . . . .	—	—	—	—	—	50,047	35,400	23,958	26,874	34,850
Pearls . . . . .	—	—	—	—	—	..	360	900	..	..
Total of Precious stones and pearls unset . . . . .	—	—	—	—	—	14,45,000	11,34,617	3,88,879	8,73,587	9,38,131
Printing and Lithographing machinery and materials (excluding paper)—										
Printing and lithographing presses . . . . .	—	—	—	—	—	3,36,556	1,40,209	3,51,712	73,780	2,73,091
Printing type Cwts.	120	226	46	57	91	24,825	46,350	10,545	11,265	15,276
Printers' and Lithographers' ink Value	—	—	—	—	—	1,84,128	1,07,599	1,01,610	90,212	92,789
Other materials . . . . .	—	—	—	—	—	1,80,524	1,02,815	93,870	53,000	97,785
Total of Printing and Lithographing Machinery and Materials (excluding paper) . . . . .	—	—	—	—	—	6,10,083	4,00,003	5,57,737	2,28,857	4,78,941
Provisions and Oilman's stores—										
Bacon and lard Cwts.	1,565	1,369	1,275	1,288	1,597	1,02,704	1,45,026	1,03,141	92,762	1,24,047
Biscuits and cakes . . . . .	7,391	6,215	5,184	5,400	5,922	7,18,440	5,83,480	4,04,546	4,01,401	4,90,609
Butter (including canned) . . . . .	816	405	530	570	733	42,258	62,084	87,557	85,374	80,324
Canned and bottled provisions (not specified elsewhere)—										
Canned or Bottled fruits . . . . .	3,301	3,022	2,927	5,817	7,391	1,44,138	1,30,045	95,619	1,58,652	1,78,055
Tinned or canned fish . . . . .	1,340	1,778	1,211	1,155	1,049	91,411	90,359	66,452	60,401	75,825
Vegetable products (vegetable ghee, fat, etc.) . . . . .	36,784	47,117	28,832	6,399	90	14,70,968	18,31,706	11,08,936	2,13,103	3,404
Others . . . . .	19,408	12,675	14,692	14,693	13,171	6,10,077	5,30,175	5,01,614	4,84,780	4,16,499
Cheese (including canned) . . . . .	1,130	1,143	1,106	1,184	1,161	1,28,190	1,13,350	1,00,942	1,05,301	96,048
Cocoa and chocolate . . . . .	747	1,189	1,017	677	756	90,122	1,23,199	1,00,036	70,267	72,454
Confectionery . . . . .	2,923	1,965	1,575	2,073	2,093	2,73,924	2,11,728	1,55,586	1,83,044	1,74,888
Farinaceous and patent foods—										
Farinaceous foods in bulk . . . . .	25,966	20,407	21,253	22,320	21,393	8,12,068	2,22,757	2,09,053	1,75,729	1,52,350
Milk foods for infants and invalids (wholly or mainly milk) . . . . .	3,685	3,169	2,528	1,999	1,864	8,18,842	6,65,921	5,64,944	4,35,968	3,31,293
Other sorts . . . . .	5,927	6,112	6,435	4,932	5,878	5,73,807	6,29,884	5,49,331	4,47,789	5,20,007
Ghi . . . . .	15	100	10	..	..	1,161	9,017	560	..	..
Isinglass . . . . .	15	20	19	2	1	4,544	7,355	3,547	847	473
Jams and jellies . . . . .	1,875	1,919	1,921	1,821	2,279	94,430	79,351	81,347	69,893	85,325
Lard . . . . .	8	1	5	9	23	788	75	406	604	1,407
Milk, condensed and preserved (including milk cream) . . . . .	9,435	11,431	10,305	9,377	9,510	5,85,724	5,61,316	4,50,591	3,56,162	3,47,205
Pickles, chutnies, sauces and condiments . . . . .	522	298	261	430	605	58,891	23,171	26,877	34,428	54,288
Vinegar (excluding bottled vinegar) Gals.	3,325	3,750	3,497	4,028	3,990	3,993	4,498	3,995	4,442	4,148
All other kinds Cwts.	10,628	7,738	4,245	5,194	1,796	1,05,887	1,53,601	97,458	1,15,801	90,163
Total of Provisions, etc. Value	—	—	—	—	—	64,07,336	61,85,977	47,84,188	35,86,784	33,14,050

## No. 12—continued

## IMPORTS—continued

PRINCIPAL AND OTHER ARTICLES	QUANTITY					VALUE				
	1929-30	1930-31	1931-32	1932-33	1933-34	1929-30	1930-31	1931-32	1932-33	1933-34
						R	R	R	R	R
MADRAS—continued										
FORT ST. GEORGE—continued										
Rubber—										
Manufactures—										
Pneumatic motor covers No.	95,466	68,551	61,180	50,300	60,130	48,94,199	60,27,114	22,15,700	21,43,745	21,40,063
„ „ tubes „	83,092	58,811	55,384	41,202	47,052	6,64,103	4,47,767	8,31,512	2,00,347	2,56,386
Pneumatic motor cycle covers „	1,110	1,087	1,868	681	742	15,005	16,155	24,547	12,802	9,025
Pneumatic motor cycle tubes „	1,373	1,978	2,758	1,448	1,150	3,836	5,615	7,158	3,776	2,721
Pneumatic cycle covers „	188,815	129,885	217,356	169,177	278,062	8,10,551	2,10,116	3,11,475	2,39,499	3,54,209
Pneumatic cycle tubes „	180,727	142,162	208,604	103,268	254,267	1,00,220	1,38,358	1,71,441	1,12,008	1,61,980
Solid rubber tyres for motor vehicles „	422	341	107	222	103	45,669	59,276	13,100	18,461	10,573
Other manufactures (except apparel and boots and shoes) Value	—	—	—	—	—	1,40,010	1,49,858	2,28,751	1,42,389	1,37,140
Total of Rubber	—	—	—	—	—	57,78,818	40,49,253	32,08,748	20,63,021	30,73,366

TRADE AT CHIEF PORT  
FORT ST. GEORGE

( 164 )

No. 12—continued

IMPORTS—continued

PRINCIPAL AND OTHER ARTICLES	QUANTITY					VALUE				
	1929-30	1930-31	1931-32	1932-33	1933-34	1929-30	1930-31	1931-32	1932-33	1933-34
<b>MADRAS—continued</b>										
<b>FORT ST. GEORGE—continued</b>										
<b>Soap—</b>										
Household and laundry soap in bars or tablets . . . Cwts.	14,244	12,807	8,538	9,347	7,542	5,64,094	4,30,215	2,70,683	2,03,911	1,90,336
Toilet soap . . . "	10,042	8,577	7,036	8,704	7,343	10,67,515	8,80,840	6,07,002	6,80,123	5,77,532
Other sorts . . . "	757	583	603	314	255	34,737	33,033	21,651	10,020	8,543
<b>Total of Soap</b> . . . "	<b>25,043</b>	<b>21,973</b>	<b>16,177</b>	<b>18,425</b>	<b>15,040</b>	<b>16,66,346</b>	<b>14,04,038</b>	<b>8,99,336</b>	<b>9,00,054</b>	<b>7,76,411</b>
<b>Spices—</b>										
Beelnuts . . . "	4,860	3,840	3,236	10,619	12,785	1,21,138	87,932	72,334	2,10,682	1,04,160
Cardamoms . . . "	840	636	391	594	570	63,924	37,070	23,841	34,406	31,095
Cassia . . . "	5,720	3,515	5,216	4,155	5,227	96,430	48,720	70,402	50,937	55,987
Cloves . . . "	229	131	250	1,573	1,837	14,029	9,609	12,263	67,440	65,180
Nutmegs . . . "	443	417	503	520	553	38,446	28,512	24,557	20,233	18,190
Pepper] . . . "	187	334	190	172	185	19,503	27,397	12,243	9,440	7,856
Other sorts . . . "	313	266	273	254	220	61,122	39,921	38,654	28,169	19,812
<b>Total of Spices</b> . . . "	<b>12,592</b>	<b>9,045</b>	<b>10,104</b>	<b>17,877</b>	<b>11,386</b>	<b>4,14,592</b>	<b>2,80,201</b>	<b>2,54,294</b>	<b>4,27,493</b>	<b>3,01,780</b>
<b>Starch Dextrine and Farina—</b>										
Starch . . . "	1,606	1,706	1,622	1,429	2,168	24,894	33,211	18,688	15,799	17,463
Farina and potato flour . . . "	1,638	1,091	774	1,620	860	17,051	6,190	6,378	13,845	7,449
Sago flour . . . "	29,232	29,087	20,500	31,017	26,424	2,39,867	2,14,063	1,48,652	1,07,047	1,20,097
Dextrine (a) . . . "	—	—	—	31	127	—	—	—	548	1,224
<b>Total Starch, etc.</b> . . . "	<b>32,520</b>	<b>32,784</b>	<b>18,896</b>	<b>34,997</b>	<b>29,585</b>	<b>2,81,612</b>	<b>2,43,464</b>	<b>1,73,618</b>	<b>1,97,839</b>	<b>1,47,133</b>
<b>Stationery (excluding paper)—</b>										
Pencils (excluding slate pencils) . . . Dozens	523,997	340,294	336,221	652,002	821,750	1,59,239	1,09,913	75,638	1,18,347	1,03,911
Other sorts { Protected Cwts. . . . .	1,018	620	699	445	679	1,04,764	70,626	83,916	72,163	72,117
{ Not protected Value . . . . .	—	—	—	—	—	11,71,852	9,47,178	7,37,277	8,38,778	7,01,045
<b>Total of Stationery</b> . . . "	<b>—</b>	<b>—</b>	<b>—</b>	<b>—</b>	<b>—</b>	<b>14,35,905</b>	<b>11,32,817</b>	<b>9,01,831</b>	<b>10,29,238</b>	<b>9,66,473</b>
<b>Sugar—</b>										
16 Dutch Standard and above (b) . . . Tons	50,237	—	—	—	—	95,30,805	—	—	—	—
Sugar, 23 D.S. and above . . . "	—	40,544	30,117	10,800	14,401	—	49,34,122	36,15,376	19,54,384	15,93,564
Sugar, below 23 D. S. but not below 16 D. S. . . . "	—	85	15	54	22	—	14,516	1,076	10,155	3,854
15 Dutch Standard and below . . . "	572	236	61	2	..	73,588	25,007	7,549	584	—
Molasses . . . "	2,160	4,079	919	1,831	..	1,30,482	3,16,650	64,510	1,01,407	10
<b>Total of Sugar</b> . . . "	<b>53,019</b>	<b>45,544</b>	<b>31,112</b>	<b>18,687</b>	<b>14,423</b>	<b>97,34,665</b>	<b>52,90,691</b>	<b>36,80,114</b>	<b>20,66,590</b>	<b>15,97,428</b>
<b>Tallow and Stearine, etc.—</b>										
Grease (including mineral grease) . . . Cwts.	324	227	174	27	51	9,001	4,046	8,634	522	1,764
Other sorts . . . "	2,109	4,006	4,466	5,040	3,200	68,082	1,05,026	74,147	1,03,251	63,137
<b>Total of Tallow and Stearine</b> . . . "	<b>2,433</b>	<b>4,233</b>	<b>4,640</b>	<b>5,067</b>	<b>3,251</b>	<b>78,083</b>	<b>1,09,072</b>	<b>77,781</b>	<b>1,08,773</b>	<b>64,901</b>

(a) Shown separately from 1932-33.  
(b) Subdivided from 1930-31.

No. 12—continued  
IMPORTS—continued

PRINCIPAL AND OTHER ARTICLES	QUANTITY					VALUE				
	1929-30	1930-31	1931-32	1932-33	1933-34	1929-30	1930-31	1931-32	1932-33	1933-34
INDIAS—continued FORT ST. GEORGE—continued						R	R	R	R	R
Tea—										
Black . . . . . Lbs.	261,510	73,117	28,338	4,297	..	1,64,083	47,084	16,716	3,401	..
Tea-chests, entire or in sections—										
Of iron or steel or other metal . . . . . Value	—	—	—	—	—	..	..	14,284	472	14,250
Of wood . . . . . "	—	—	—	—	—	23,317	10,455	84,038	6,834	29,534
Total of Tea-chests, etc. "	—	—	—	—	—	23,317	10,455	48,922	7,806	43,784
Telegraphs—										
Materials for construction and accessories (excluding electrical) "	—	—	—	—	—	6,630	1,445	..	..	9,577
Textiles—										
Cotton—										
Raw . . . . . Tons	..	67	71	123	562	..	65,400	59,789	86,909	5,71,763
Twist and yarn—										
Grey (unbleached)—										
No. 1 to 30 . . . . . Lbs.	7,800	10,487	126,261	139,080	..	8,112	8,690	60,487	80,707	..
.. 31 to 40 "	2,460,916	2,105,558	1,091,912	2,376,805	383,250	26,77,918	18,28,016	7,63,908	8,70,332	2,07,451
.. 41 to 50 "	70,305	52,145	87,535	126,289	96,935	1,04,845	67,722	89,036	1,21,567	87,864
.. 51 to 60 "	2,840,575	1,286,740	2,382,046	2,811,073	1,707,502	44,42,519	15,25,055	24,19,970	26,87,642	10,44,484
.. 61 to 100 "	427,145	210,225	421,190	591,350	693,623	8,74,191	3,24,356	5,29,866	7,67,924	8,84,517
Above No. 100 "	66,525	33,085	9,615	34,810	28,572	2,01,839	90,395	20,631	64,783	48,822
Twofolds doubles . . . . . "	281	..	..	..	7,500	681	..	..	..	10,871
Total Grey (unbleached) "	5,879,547	3,698,240	4,118,559	6,079,407	3,007,472	83,10,105	39,08,834	38,84,044	50,92,996	28,83,009
White (bleached)—										
No. 31 to 40 "	1,415,993	857,148	932,595	785,358	290,246	17,99,898	8,50,142	7,67,002	6,10,056	2,12,847
.. 41 to 50 . . . . . "	..	..	..	7,250	13,390	..	..	..	5,862	9,321
Above No. 50 "	1,113,425	758,491	504,381	570,050	582,219	20,44,063	11,24,017	6,15,086	7,43,427	7,28,433
White twofolds doubles . . . . . "	137,678	125,104	50,400	48,800	98,260	1,85,649	1,51,214	46,003	44,884	73,604
Total White (bleached) "	2,667,156	1,735,743	1,487,376	1,411,518	984,124	40,29,610	21,34,973	14,29,891	14,04,829	10,24,205
Coloured—										
No. 1 to 20 "	..	..	41	..	..	..	..	40	..	..
.. 31 to 40 "	956,843	355,746	234,240	330,975	220,030	13,72,542	4,76,313	2,70,442	3,51,625	2,24,134
.. 41 to 50 "	2,000	14,505	5,360	1,300	18,600	2,525	24,124	5,989	1,255	20,285
Above No. 50 "	282,911	110,433	97,350	136,995	130,715	5,79,825	2,94,288	1,52,465	2,06,302	1,69,218
Coloured (twofolds doubles) . . . . . "	13,800	..	..	15	..	24,024	..	..	15	..
Total Coloured "	1,235,554	519,684	336,967	468,985	369,345	19,78,916	7,94,725	4,28,936	5,59,197	4,30,632
Mercerised cotton yarn—										
Above No. 50 . . . . . "	..	..	..	..	111,000	..	..	..	..	1,00,841
Twofolds (doubles) "	209,348	388,911	219,010	790,432	441,400	3,97,366	6,13,214	3,24,451	8,57,854	3,91,025
Total Mercerised . . . . . "	209,348	388,911	219,010	790,432	552,400	3,97,366	6,13,214	3,24,451	8,57,854	4,92,460
Unspecified descriptions of twist and yarns . . . . . "	..	..	..	..	5,550	..	..	..	..	5,572
Total of Twist and Yarn . . . . . "	9,991,605	6,342,887	6,161,942	8,750,342	4,918,891	1,47,15,997	74,51,746	60,87,322	70,14,875	48,35,884
Manufactures—										
Canvas . . . . . Yards	7,602	12,402	14,045	23,384	17,377	12,165	16,587	23,150	28,241	17,231
Hosiery—										
Stockings and socks . . . . . Dozen pairs	17,254	10,748	4,476	9,617	4,362	31,594	17,763	5,868	18,078	4,287
Underwear . . . . . Dozens	960	100	..	13,543	24,607	5,698	404	..	26,425	47,997
Other sorts . . . . . Value	—	—	—	..	..	38,083	17,310	18,376	2,250	49,351
Total of Hosiery "	—	—	—	—	—	70,875	35,491	24,244	46,783	1,01,035
Lace and Patent net Yards	52,294	84,652	75,944	122,104	115,492	31,503	43,578	36,228	51,931	44,762
Piece goods—										
Grey (unbleached)—										
Plain Grey—										
Dhulis, Saris and Scarves . . . . . "	..	10,804	156,463	852,723	224,008	..	2,488	22,376	60,450	35,424
Drills and Jeans . . . . . "	150,443	35,988	24,082	11,433	46,728	49,442	10,023	6,771	3,054	13,166
Jaconets including Madapolams, Mulls, and Cambrics . . . . . "	16,026,197	9,643,427	9,756,469	8,648,388	6,848,855	48,83,900	24,25,051	20,41,589	17,77,068	12,03,632
Longcloth and Shirtings . . . . . "	9,004,070	16,525,539	13,535,376	20,680,067	10,464,291	23,39,217	20,19,556	21,96,536	30,03,461	12,40,781
Other kinds . . . . . "	436,083	465,498	500,589	359,301	145,029	92,741	31,544	67,800	47,510	17,901
Total of Plain Grey "	26,197,792	26,071,256	23,072,979	30,352,812	17,728,971	73,05,390	54,29,660	43,35,072	48,01,543	24,00,094

TRADE AT CHIEF PORT,  
FORT ST. GEORGE

( 166 )

No. 12—continued  
IMPORTS—continued

[PRINCIPAL AND OTHER ARTICLES	QUANTITY					VALUE				
	1929-30	1930-31	1931-32	1932-33	1933-34	1929-30	1930-31	1931-32	1932-33	1933-34
<b>MADRAS—continued</b>						R	R	R	R	R
<b>FORT ST. GEORGE—continued</b>										
<b>Textiles—continued</b>										
<b>Cotton—contd.</b>										
<b>Manufactures—continued</b>										
<b>Piece goods—contd.</b>										
<b>Grey (unbleached)—continued</b>										
<b>Bordered Grey—</b>										
Dhutis, Saris and Scarves . . . Yards	13,702,058	7,053,740	2,988,746	7,015,520	5,235,214	35,74,223	14,05,634	5,29,797	12,10,024	9,46,104
<b>Jaconets including Madapollams, Mulls and Cambrics . . . "</b>	24,000	20,700	..	..	43,022	7,101	8,374	..	..	9,727
<b>Other kinds . . . "</b>	..	..	..	..	2,400	..	..	..	..	410
<b>Total of Bordered Grey . . . "</b>	13,726,058	7,074,530	2,988,746	7,015,520	5,281,630	35,81,414	14,14,008	5,29,797	12,16,024	9,50,301
<b>Total of Gray (unbleached) Plain and Bordered . . . "</b>	39,913,760	32,745,786	26,901,725	37,368,341	23,010,307	1,00,46,714	68,43,688	48,64,869	61,08,407	35,57,295
<b>White (bleached)—</b>										
<b>Checks, Spots and Stripes . . . "</b>	138,229	176,978	112,507	668,800	175,174	59,123	55,087	32,438	1,61,723	51,278
<b>Dhutis, Saris, and Scarves . . . "</b>	8,635,526	4,417,431	1,287,703	974,330	2,210,508	30,62,741	12,10,661	3,25,407	1,34,656	4,77,573
<b>Drills and Jeans . . . "</b>	52,462	371,875	1,376,739	620,017	1,262,075	22,625	67,108	2,72,177	1,41,602	2,48,891
<b>Jaconets, Madapollams, Mulls, Cambrics, and Muslins . . . "</b>	1,322,533	568,274	447,705	630,122	328,335	4,28,432	1,83,842	82,216	1,47,507	90,273
<b>Lawns . . . "</b>	93,975	10,134	10,547	38,977	247	15,099	3,491	2,470	14,355	193
<b>Longcloths and shirtings . . . "</b>	641,484	796,705	948,318	701,801	476,395	2,01,368	2,10,660	1,91,095	1,39,057	1,04,102
<b>Mulls? . . . "</b>	24,501,626	16,040,199	17,323,488	24,838,340	19,449,058	98,23,106	46,38,316	41,89,125	54,22,215	41,19,474
<b>Nainsooks . . . "</b>	2,441,581	1,625,155	1,325,857	1,467,571	782,000	6,11,848	3,24,413	2,02,341	2,44,129	97,004
<b>Twills . . . "</b>	981,787	829,546	416,728	1,118,172	572,006	3,99,071	3,01,380	88,266	2,75,097	1,57,597
<b>Other kinds . . . "</b>	38,707	354,071	744,484	112,428	480,808	22,975	97,870	2,01,941	40,857	1,18,063
<b>Total of White (bleached) . . . "</b>	38,905,910	25,190,368	29,994,136	31,170,364	25,731,716	1,41,00,388	70,02,857	55,88,076	67,78,778	54,60,613
<b>Coloured, printed, or dyed—</b>										
<b>Printed goods—</b>										
<b>Cambrics, including Madapollams, Muslins, Mulls and Jaconets . . . "</b>	509,140	57,257	349	90,915	832,559	1,51,706	20,335	239	30,769	1,56,698
<b>Checks, Spots and Stripes . . . "</b>	177,689	64,286	47,263	30,153	707,771	81,703	28,782	7,233	12,309	1,25,509
<b>Drills and Jeans . . . "</b>	901,106	251,812	14,829	1,246,974	624,251	2,30,594	72,213	4,281	2,70,052	1,10,224
<b>Prints and Chintz . . . "</b>	2,542,851	780,931	46,070	3,054,800	1,341,017	8,33,661	2,36,446	12,086	5,78,059	3,12,787
<b>Saris and Scarves . . . "</b>	412,544	57,085	..	1,232	183,100	2,07,247	20,312	..	190	45,935
<b>Sateens . . . "</b>	621	330	..	491	29,402	424	223	..	287	7,722
<b>Shirtings . . . "</b>	283,555	124,273	..	668,504	86,578	80,637	34,964	..	75,449	17,174
<b>Twills . . . "</b>	23,254	11,494	..	..	17,379	7,163	3,532	..	..	5,522
<b>Other kinds . . . "</b>	12,284	35,442	3,038	51,845	561,755	9,435	15,618	2,385	14,078	1,76,813
<b>Total of Printed Goods . . . "</b>	4,863,044	1,382,410	110,549	5,144,923	4,383,812	16,52,650	4,32,420	27,174	9,81,793	9,57,364
<b>Dyed goods—</b>										
<b>Cambrics, including Madapollams, Muslins, Mulls and Jaconets . . . "</b>	1,945,690	1,977,494	1,633,213	4,185,416	5,230,847	6,34,429	4,95,657	3,54,832	9,04,139	6,79,854
<b>Checks, Spots and Stripes . . . "</b>	370,837	435,205	281,111	394,330	741,204	1,83,237	1,81,315	73,260	1,19,256	2,18,181
<b>Drills and Jeans . . . "</b>	440,067	935,589	371,453	102,330	533,281	1,28,018	2,44,446	1,20,124	38,461	1,07,446
<b>Flannel and flannellets . . . "</b>	124,400	28,820	10	64,752	1,055	32,740	5,173	45	13,747	516
<b>Italian Cloth and sateens . . . "</b>	498,954	351,850	133,369	963,465	133,511	2,04,268	1,27,598	84,770	2,22,466	28,486
<b>Prints and Chintz . . . "</b>	3,919,543	1,735,538	1,117,596	2,244,005	1,432,039	11,57,030	5,23,224	2,37,444	5,77,030	3,05,688
<b>Saris and Scarves . . . "</b>	3,051,627	2,145,999	323,312	713,171	762,504	11,18,533	6,67,096	72,098	1,75,111	1,76,142
<b>Shirtings . . . "</b>	1,129,277	814,852	694,740	1,208,643	1,071,655	2,62,729	1,37,331	1,23,752	1,59,518	1,43,372
<b>Twills . . . "</b>	137,785	186,700	143,068	114,443	250,197	59,568	62,564	70,677	34,088	81,907
<b>Other kinds . . . "</b>	86,873	507,157	332,716	717,376	1,385,788	4,29,917	2,38,425	1,56,517	2,45,772	4,32,009
<b>Total of Dyed Goods . . . "</b>	12,414,558	9,114,109	6,280,588	10,729,951	11,542,091	49,10,335	26,82,829	12,43,539	24,90,788	24,78,661

No. 12—continued  
IMPORTS—continued

PRINCIPAL AND OTHER ARTICLES	QUANTITY					VALUE				
	1929-30	1930-31	1931-32	1932-33	1933-34	1929-30	1930-31	1931-32	1932-33	1933-34
MADRAS—continued						R	R	R	R	R
Fort St. George—continued										
Textiles—continued										
Cotton—continued										
Manufactures—continued										
Piece-goods—continued										
Coloured, printed or dyed—continued										
Woven coloured Goods—										
Cambrics, including Madapollams, Muelina, Mulls and Jaconets . Yards	160	61,231	12,000	..	1,940	188	14,081	2,253	..	326
Checks, Spots and Stripes . . . "	20,364	32,028	10,260	20,854	32,804	18,046	16,245	5,945	8,395	6,818
Dhulis . . . "	..	6,088	5,980	..	..	..	1,714	2,187	..	..
Sarls and Scarves . . . "	12,591	88,782	27,951	..	69,890	4,434	25,002	6,568	..	23,579
Shirtings . . . "	1,989	14,518	7,130	..	90	1,384	4,387	1,810	..	62
Velvet and Velveteens . . . "	1,495	7,262	3,345	48,081	17,717	2,218	7,051	3,442	26,578	11,050
Other kinds . . . "	19,144	15,838	3,322	..	1,759	13,609	7,868	1,856	..	859
Total of Woven coloured goods . . . "	65,693	228,747	69,983	63,935	124,066	34,879	76,348	23,891	34,073	42,694
Total of Woven coloured, Printed, or Dyed . . . "	17,338,890	10,720,356	5,461,125	15,942,809	10,049,909	58,98,094	31,91,597	12,94,604	35,07,554	34,73,739
Fents of all descriptions . . . "	58,188	98,865	17,194	28,070	67,083	16,084	20,954	4,481	5,036	11,920
Total of Piece-goods . . . "	96,206,143	68,755,375	50,434,180	84,515,584	64,859,255	8,10,27,280	1,71,49,076	1,17,52,030	1,63,09,834	1,25,00,567
Rope . . . Lbs.	17,739	24,044	23,839	29,092	42,548	19,104	23,270	19,071	20,298	27,807
Thread, sewing . . . "	186,582	106,784	208,048	247,061	189,675	5,95,823	4,86,940	5,14,451	6,01,327	5,14,994
Other sorts of manufactures . Value	..	..	..	..	..	1,84,250	1,39,094	95,717	1,05,269	90,878
Total of Cotton manufactures (other than piece-goods) . . . "	..	..	..	..	..	9,13,220	7,44,960	7,12,867	8,48,849	7,96,807
Total of Cotton Goods (excluding Twist and Yarn) . . . "	..	..	..	..	..	3,19,40,500	1,78,94,036	1,24,64,897	1,72,48,083	1,33,06,374
Total of Cotton Textiles . . . "	..	..	..	..	..	4,66,56,497	2,54,11,242	1,85,92,008	2,52,50,527	1,87,14,011
Flax—										
Canvas . . . Yards	23,367	10,487	17,971	27,151	28,843	53,497	16,816	20,551	15,937	24,038
Piece-goods . . . "	9,527	6,007	9,027	6,216	8,962	9,793	6,682	9,150	5,270	7,814
Thread, sewing . . . Lbs.	2,431	9,127	11,042	7,047	11,051	36,028	19,139	18,910	14,673	18,985
Other sorts . Value	..	..	..	..	5,406	39,804	12,435	11,911	16,651	4,194
Total of Flax . . . "	..	..	..	..	..	1,38,927	55,072	60,522	52,531	55,031
Haberdashery and Millinery—										
Lace and Embroidery . . . "	..	..	..	..	..	4,380	3,530	4,250	5,654	7,688
Towels not in the piece . . . No.	53,558	60,474	612	13,500	196,097	14,824	18,355	553	2,456	37,775
Other sorts . Value	..	..	..	..	..	3,59,631	2,81,931	2,00,188	2,87,119	1,71,845
Total of Haberdashery and Millinery . . . "	..	..	..	..	..	3,78,835	2,78,816	2,04,991	2,95,229	2,17,258
Hemp—										
Manufactures (excluding Cordage) . . . "	..	..	..	..	..	7,828	758	45	1,047	372
Jute—										
Canvas . . . Yards	155	2,430	1,982	958	100	248	1,433	2,382	594	113
Gunny bags . . . No.	340	13,244	20,827	20	..	247	2,730	3,954	5	..
" cloth . . . Yards	163	800	10,423	247,149	159,820	139	1,056	3,488	81,157	40,240
Other kinds . Value	..	..	..	..	..	33,576	14,771	10,012	5,839	11,576
Total of Jute . . . "	..	..	..	..	..	34,205	19,990	19,836	87,045	57,923

TRADE AT CHIEF PORT  
FORT ST. GEORGE

( 168 )

No. 12—continued

IMPORTS—continued

PRINCIPAL AND OTHER ARTICLES	QUANTITY					VALUE				
	1929-30	1930-31	1931-32	1932-33	1933-34	1929-30	1930-31	1931-32	1932-33	1933-34
MADRAS—continued FORT ST. GEORGE—continued Textiles—concluded										
Silk—										
Raw . . . . . Lbs.	42,257	63,194	123,703	186,080	174,068	2,23,211	2,33,201	4,87,558	8,42,012	6,26,803
Manufactures—										
Silk yarn, nolls and warps . . . . . "	550	..	22	1,001	3,156	4,225	11	231	4,502	7,600
Goods of silk (mixed with other materials) . . . . . "	32,748	71,184	406,402	751,545	374,551	41,997	50,514	2,21,025	2,34,278	1,62,571
Silk piece-goods . . . . . Yards	100,300	717,242	703,562	1,148,213	1,610,831	3,01,604	5,98,644	5,89,663	7,39,627	9,45,372
Other sorts . . . . . Value	—	—	—	—	—	42,693	14,797	10,680	6,731	16,120
Total of Silk . . . . . "	—	—	—	—	—	6,13,730	9,47,257	13,09,163	18,27,255	17,58,441
Wool—										
Raw . . . . . Lbs.	—	—	—	—	300,551	..	..	..	..	1,30,401
Yarn and knitting wool—										
Worsted yarn for weaving . . . . . "	924	568	6,739	10,366	1,935	2,305	1,243	16,590	20,952	4,006
Knitting wool . . . . . "	54,277	30,727	26,428	26,098	29,661	1,08,120	1,07,638	74,094	79,633	75,210
Total Yarn and knitting wool . . . . . "	55,201	31,295	33,167	36,464	31,580	2,00,425	1,08,881	90,594	1,00,585	79,216
Manufactures—										
Blankets (other than floor rugs) . . . . . "	75,760	26,165	44,231	113,668	27,107	1,04,700	36,026	44,870	97,888	27,502
Carpets and rugs . . . . . "	24,635	6,002	8,525	7,946	6,955	40,942	12,406	24,144	11,579	13,073
Hosiery . . . . . "	3,440	5,220	4,450	1,915	2,208	16,876	17,570	15,157	8,210	9,829
Piece-goods . . . . . Yards	104,184	72,020	37,625	178,087	207,348	2,51,974	1,41,815	73,846	1,63,725	1,80,236
Shawls . . . . . No.	16,345	18,073	30,224	45,142	50,692	85,324	81,658	1,04,763	1,76,333	1,64,328
Other sorts . . . . . Value	—	—	—	—	—	44,660	7,351	7,016	9,760	15,789
Total of Wool . . . . . "	—	—	—	—	—	7,44,991	4,05,713	3,60,399	5,83,080	6,27,063
Artificial silk—										
Artificial silk yarn . . . . . Lbs.	2,076,103	2,320,001	2,131,887	3,701,131	2,820,728	23,08,732	25,11,169	21,15,273	31,08,502	22,62,080
Piece-goods of cotton and artificial silk (b) . . . . . Yards	300,615	385,436†	—	—	—	2,65,245	1,00,560†	—	—	—
Piece-goods made entirely of artificial silk . . . . . "	—	2,489,101*	4,621,666	5,126,838	971,440	—	3,06,019*	14,14,440	11,33,456	2,88,205
Piece-goods made of cotton and artificial silk . . . . . "	—	50,691*	350,078	750,307	758,250	—	45,720*	1,70,558	4,30,975	2,70,520
Piece-goods made of cotton embroidered or superimposed, with artificial silk (c) . . . . . "	—	—	—	—	5,100	—	—	—	—	5,297
Total piece-goods of cotton and artificial silk . . . . . "	300,615	2,964,228	4,980,744	5,877,255	1,734,700	2,65,245	11,82,340	15,93,998	16,70,411	5,70,022
Other sorts . . . . . Value	—	—	—	—	—	30,735	27,565	30,414	11,035	20,120
Total of artificial silk . . . . . "	—	—	—	—	—	31,04,762	36,71,383	37,39,085	46,80,948	28,53,137
Other textiles—										
Manufactured . . . . . "	—	—	—	—	—	12,447	8,436	5,044	10,594	10,370
Total of Textiles . . . . . "	—	—	—	—	—	5,16,92,222	3,07,98,667	2,42,91,693	3,23,11,866	2,43,02,617
Tobacco—										
Unmanufactured										
Manufactured—										
Cigarettes † . . . . . { Lbs.	2,572,427	1,207,692	1,692,221	1,534,000	1,568,851	22,55,103	10,89,002	10,31,709	24,54,285	24,75,537
Other sorts . . . . . { Lbs.	542,836	171,448,423 421,261	80,731,345 74,307	14,103,015 35,431	12,457,768 81,751	21,41,037	17,19,041	3,18,178	1,20,038	96,802
Total of Tobacco . . . . . "	3,135,783	1,646,725	1,779,453	1,575,131	1,605,920	44,92,719	28,97,585	23,18,701	26,10,019	25,96,124
Toilet requisites (not specified elsewhere) . . . . . Value	—	—	—	—	—	7,28,971	6,07,954	4,39,566	5,53,422	5,02,771
Toys and requisites for games and sports (including fishing tackle)—										
Toys . . . . . "	—	—	—	—	—	3,08,168	1,94,966	1,25,596	1,33,898	1,52,519
Requisites for games and sports (excluding firearms, etc.)—										
Playing cards . . . . . "	—	—	—	—	—	2,15,865	2,36,851	2,03,429	1,52,558	1,45,461
Other sorts . . . . . "	—	—	—	—	—	71,554	62,065	36,060	37,080	63,536
Total of Toys, etc. . . . . "	—	—	—	—	—	3,95,587	4,93,882	3,63,685	3,24,445	3,61,516
Umbrellas, and Umbrella fittings—										
Umbrellas complete (including parasols and sunshades) . . . . . No.	2,274	3,108	3,090	13,258	20,877	7,750	8,386	5,920	12,409	23,378
Umbrella fittings . . . . . Value	—	—	—	—	—	20,410	57,968	72,602	11,704	61,176
Total of Umbrellas, etc. . . . . "	—	—	—	—	—	28,160	66,249	78,522	24,203	84,554

(b) Subdivided from 1930-31.  
\* Figures for seven months from September 1930.  
(c) Shown separately from 1933-34.

† Figures for five months from April 1930.  
‡ Quantity shown in number from 1930-31.

No. 12—continued

IMPORTS—continued

PRINCIPAL AND OTHER ARTICLES	QUANTITY					VALUE				
	1929-30	1930-31	1931-32	1932-33	1933-34	1929-30	1930-31	1931-32	1932-33	1933-34
MADRAS—continued						R	R	R	R	R
FORT ST. GEORGE—continued										
Vehicles (excluding locomotives, etc.) for railways—										
Carriages and carts not mechanically propelled and parts thereof (excluding railway carriages, trucks, etc.)—										
Carriages and carts not mechanically propelled (excluding railway carriages, trucks, etc.) (Protected No.)	116	100	..	50	24	42,282	7,500	..	2,250	2,982
Carriages and carts not mechanically propelled (excluding railway carriages, trucks, etc.) (Not protected)	121	29	14	30	20	48,201	3,583	1,394	4,910	2,505
Parts of Carriages and carts (excluding rubber tyres) (Protected Value)	—	—	—	—	—	20,470	25,135	20,300	21,410	24,264
Parts of Carriages and carts (excluding rubber tyres) (Not protected)	—	—	—	—	—	61,892	29,138	8,198	21,804	11,702
Perambulators and children's go-carts . No.	822	669	885	896	685	21,791	11,068	10,800	15,334	14,410
Parts of perambulators and children's go-carts Value	—	—	—	—	—	..	30	..	13	40
Total of Carriages and carts not mechanically propelled and parts thereof, etc. . .	—	—	—	—	—	1,94,638	80,354	55,788	65,787	55,009
Cycles (other than Motor Cycles) and parts thereof and accessories—										
Cycles imported entire or in sections . No.	16,167	8,410	5,160	8,041	15,643	6,20,803	3,22,095	1,66,694	2,71,245	4,10,014
Parts of cycles and accessories (excluding rubber tyres) . Value	—	—	—	—	—	10,40,668	6,15,805	6,71,887	9,06,745	11,67,234
Total of Cycles (other than Motor Cycles) and parts thereof and accessories . .	—	—	—	—	—	16,73,471	9,38,500	8,38,581	12,67,990	15,83,848
Mechanically propelled vehicles (excluding railway locomotives and tractors)—										
Air Craft . . . . No.	..	2	2	1	2	..	13,625	13,202	4,974	20,625
Parts of air-crafts . Value	—	—	—	—	—	8,315	3,942	7,324	1,010	7,461
Carriages and parts for railways . . . . .	—	—	—	—	—	9,09,515	10,47,048	10,73,076	1,83,822	7,48,600
Wagons and parts for Railways . . . . .	—	—	—	—	—	10,67,498	3,75,858	3,87,598	1,25,080	1,16,361
Motor Cars (including taxi-cabs) . . . . No.	2,426	1,550	806	886	1,180	55,63,911	33,41,303	15,65,487	17,41,373	21,51,923
Motor cycles (including scooters) . . . . .	500	360	152	95	117	2,80,150	1,60,098	71,170	39,623	52,035
Motor omnibuses, motor vans and motor lorries—										
Imported with bodies . . . . .	..	1	7	14	..	..	1,700	14,116	25,986	..
Chassis . . . . .	1,434	1,232	116	123	327	28,11,344	22,97,800	1,64,206	2,25,521	4,97,316
Total of Motor Omnibuses, Motor Vans and Lorries . .	1,434	1,233	123	137	327	28,11,344	22,99,500	1,78,411	2,51,507	4,97,316
Parts of mechanically propelled vehicles and accessories, other than of Aircraft (excluding rubber tyres) . Value	—	—	—	—	—	14,02,304	12,22,991	7,45,244	7,37,841	10,02,798
Total of mechanically propelled vehicles, etc. . .	—	—	—	—	—	1,21,83,037	90,70,420	40,46,597	30,85,236	46,90,189
Ships, parts of (including Launches and boats) . . . . .	—	—	—	—	—	1,100	9,920	28,001	281	242
Total of Vehicles excluding locomotives, etc., for Railways . . . . .	—	—	—	—	—	1,40,02,244	1,00,99,200	49,68,967	44,19,291	63,30,138
Wood and Timber—										
Timber other than Railway sleepers—										
Deal and pine wood C.Tons	..	39	18	..	19	..	4,389	3,737	212	3,703
Jarrah wood . . . . .	1,990	..	..	..	..	2,57,585	..	..	..	..
Teakwood . . . . .	573	1,521	1,035	479	1,283	89,637	2,23,195	1,20,934	50,722	1,33,854



TRADE AT CHIEF PORT  
FORT ST. GEORGE

( 170 )

No. 12—continued

IMPORTS—continued

PRINCIPAL AND OTHER ARTICLES	QUANTITY					VALUE				
	1929-30	1930-31	1931-32	1932-33	1933-34	1929-30	1930-31	1931-32	1932-33	1933-34
MADRAS—continued						R	R	R	R	R
Fort St. George—continued										
Wood and Timber—continued										
Other kinds of wood and timber . . . Value	—	—	—	—	—	2,30,458	2,87,038	2,60,080	1,26,800	1,83,325
Manufactures of wood, other than Furniture and Cabinet-ware . . . "	—	—	—	—	—	6,18,685	8,80,088	1,40,148	2,32,810	2,84,309
Total of Wood and Timber . . . "	—	—	—	—	—	12,02,360	8,46,612	5,40,703	4,16,110	6,05,341
Postal Articles not specified . . . "	—	—	—	—	—	34,05,744	32,03,384	28,65,747	20,77,302	10,13,578
All other Articles of Merchandise—										
Unmanufactured . . . "	—	—	—	—	—	78,044	67,338	72,429	50,740	81,030
Manufactured . . . "	—	—	—	—	—	10,66,959	10,22,343	7,88,001	7,88,245	6,75,303
Grand Total (excludes of Government Stores) . . . "	—	—	—	—	—	21,10,87,310	15,58,25,618	11,48,84,032	11,98,65,521	11,18,50,539

GOVERNMENT STORES

PRINCIPAL AND OTHER ARTICLES	QUANTITY					VALUE				
	1929-30	1930-31	1931-32	1932-33	1933-34	1929-30	1930-31	1931-32	1932-33	1933-33
Apparel (including drapery, uniforms, accoutrements, but excluding hosiery and boots and shoes) . . . Value	—	—	—	—	—	68,109	40,644	1,345	1,140	747
Arms and Ammunition, and Military stores—										
Firearms, and parts thereof . . . "	—	—	—	—	—	41,556	61,283	899	..	713
Othersorts . . . "	—	—	—	—	—	22,061	84,580	1,201	..	..
Total of Arms, etc. . . "	—	—	—	—	—	63,617	1,45,863	2,100	..	713
Books printed, and printed matter (not being stationery), including maps and charts . . . "	—	—	—	—	—	17,765	16,247	20,271	24,727	15,903
Building and Engineering materials other than of Iron, Steel, or Wood . . . "	—	—	—	—	—	3,714	1,618	9,487	..	..
Chemicals . . . "	—	—	—	—	—	3,09,071	3,01,344	1,54,502	1,48,040	1,41,733
Coal and Coke . . . Tons	162	..	..	..	..	6,739	..	..	..	..
Drugs, Medicines, and Narcotics—										
Drugs—										
Quinine Salts . . . Value	—	—	—	—	—	21,431	10,774	..	..	..
Other sorts of drugs . . . "	—	—	—	—	—	..	..	20,080	7,239	31,057
Total of Drugs . . . "	—	—	—	—	—	21,431	10,774	20,080	7,239	31,057

No. 12—continued

IMPORTS—continued

GOVERNMENT STORES—continued

PRINCIPAL AND OTHER ARTICLES	QUANTITY					VALUE				
	1929-30	1930-31	1931-32	1932-33	1933-34	1929-30	1930-31	1931-32	1932-33	1933-34
MADRAS—continued						R	R	R	R	R
FORT ST. GEORGE—continued										
Drugs, Medicines and Narcotics—continued										
Medicines and Narcotics . . . Value	—	—	—	—	—	1,11,038	1,19,274	2,13,011	1,79,125	1,22,420
Total of Drugs, Medicines, and Narcotics . . . "	—	—	—	—	—	1,35,564	1,30,048	2,34,891	1,86,364	1,63,477
Earthenware and porcelain—										
Earthenware (including pipes) . . . "	—	—	—	—	—	1,352	2,974	5,155	1,265	1,149
Porcelain . . . "	—	—	—	—	—	6,512	2,887	560	691	208
Total of Earthenware (including pipes and porcelain) . . . "	—	—	—	—	—	7,864	5,861	5,715	1,956	1,352
Glass and Glassware—										
Bottles and phials . . . Gross	671	1,029	1,017	707	1,275	26,795	82,614	59,748	28,071	49,178
Other glassware . . . Value	—	—	—	—	—	64,851	66,199	55,337	29,257	22,371
Total of Glass and Glassware . . . "	—	—	—	—	—	91,646	93,313	1,15,085	57,928	71,544
Hardware and Cutlery (including agricultural implements and plated ware) . . . "	—	—	—	—	—	1,27,302	1,47,777	58,417	24,189	22,399
Instruments, Apparatus, and Appliances, and parts thereof—										
Musical . . . "	—	—	—	—	—	1,582	1,704	1,770	1,510	173
Photographic . . . "	—	—	—	—	—	25,174	48,613	57,524	46,360	63,214
Other kinds . . . "	—	—	—	—	—	8,87,377	4,04,461	3,44,020	1,79,945	1,82,407
Total of Instruments, etc. . . . "	—	—	—	—	—	4,14,133	4,54,778	4,03,014	2,27,851	2,45,794
Leather . . . "	—	—	—	—	—	2,279	4,625	1,058	428	1,500
Machinery and Millwork—										
Steam Engines and parts (other than locomotives) . . . Value	—	—	—	—	—	81,701	58,725	2,732	133	..
Other sorts of machinery . . . "	—	—	—	—	—	5,19,758	1,92,134	7,48,266	2,26,016	2,08,853
Total of Machinery, etc. . . . "	—	—	—	—	—	6,01,459	2,50,859	7,51,048	2,27,049	2,08,853
Metals and Ores—										
Brass, bronze, and similar alloys, and manufactures thereof—										
Wrought . . . Cwts.	58	..	..	..	..	2,699	..	..	..	..
Copper—										
Wrought . . . "	..	52	..	..	..	..	2,577	..	..	..
Iron—										
Manufactures—										
Bars and channel—Protected Tons	2	..	1	..	..	309	..	152	..	..
Not Protected . . . "	..	..	..	..	3	..	..	..	..	711

TRADE AT CHIEF PORT  
FORT ST. GEORGE

( 172 )

No. 12—continued  
IMPORTS—continued

GOVERNMENT STORES—continued

PRINCIPAL AND OTHER ARTICLES	QUANTITY					VALUE				
	1929-30	1930-31	1931-32	1932-33	1933-34	1929-30	1930-31	1931-32	1932-33	1933-34
						R	R	R	R	R
MADRAS—continued										
FORT ST. GEORGE—continued										
Metals and Ores—continued										
Steel—										
Bars and (Protected Tons	2	28	Cwt. 2	..	..	469	3,081	30	..	..
Ch and- nals. (Not protected ..	Cwt. 1	61	20	50	..	844	6,211	1,751	5,603	..
Iron or Steel—										
Nails, screws, rivets, and washers (Not protected) ..	Cwt. 7	Cwt. 5	Cwt. 2	..	..	283	203	55	..	..
Ribs and fish plates of steel or iron—										
Not protected ..	..	20	..	50	..	..	2,580	..	5,573	..
Protected ..	..	109	..	7	..	..	23,178	..	1,019	..
Sheets and plates (including galvanized and tinned plates) (Protected) ..	5	69	11	17	0	2,543	16,390	1,045	3,383	1,410
Sleepers and keys of Iron or Steel for Railways (Not protected) ..	..	65	..	..	..	..	8,243	..	..	..
Other manufactures of iron or steel (Protected ..	34	63	2	1	..	11,474	15,048	930	308	..
(Not protected ..	101	33	..	4	..	35,839	25,109	..	1,582	..
Total of Iron or Steel ..	140	439	13	88	6	50,139	89,826	2,930	11,863	1,410
Lead—										
Wrought—										
Sheets, pipes, and tubes .. Cwts.	154	226	43	..	..	8,117	8,853	862	..	..
Zinc or Spelter, wrought or manufactured ..	..	29	..	..	..	..	1,848	..	..	..
Metals and Ores, unenumerated ..	7	2	7	4	7	3,458	756	3,028	2,370	2,880
Total of Metals and Ores .. Tons	155	538	30	138	9	60,535	1,08,097	9,453	19,890	5,008
Paper and Pasteboard—										
Paper—										
Printing paper (Protected Cwts.	422	664	588	150	827	18,801	28,030	27,964	7,853	14,790
(Not protected ..	896	0	4	..	538	12,549	180	240	..	5,290
Writing paper (Protected ..	685	479	149	575	24	50,790	30,008	12,246	14,099	1,756
and envelopes (Not protected ..	..	..	..	10	81	..	..	..	605	4,205
Other kinds of paper ..	689	645	4,232	99	68	28,775	8,355	80,205	9,355	7,110
Total of Paper ..	2,752	1,794	4,918	834	1,588	1,10,715	65,516	1,20,655	31,912	33,223
Paste-board, mill-board and card-board of all kinds ..	1,900	1,980	2,192	3	1,820	12,955	15,108	14,279	421	11,613
Total of Paper and Paste-board ..	4,652	3,780	7,160	837	3,408	1,23,670	1,00,621	1,34,934	32,333	44,836
Printing and lithographing materials (excluding paper) .. Value	..	..	..	..	..	8,640	12,404	9,385	6,925	4,740

No. 12—continued

IMPORTS—continued

GOVERNMENT STORES—concluded

PRINCIPAL AND OTHER ARTICLES	QUANTITY					VALUE				
	1929-30	1930-31	1931-32	1932-33	1933-34	1929-30	1930-31	1931-32	1932-33	1933-34
						Rs	Rs	Rs	Rs	Rs
MADRAS—continued										
FORT ST. GEORGE—continued										
Stationery (excluding paper) Not protected . . . Value	—	—	—	—	—	68,503	63,904	41,955	21,528	18,047
Telegraphs, materials for construction of . . .	—	—	—	—	—	3,991	1,505	5,000	..	..
Textiles—										
Cotton—										
Manufactures—										
Piece goods—										
White (bleached) Yards	21,028	48	5,202	0,302	..	6,078	181	1,137	1,788	..
Coloured, printed, or dyed . . .	762,969	774,632	84,515	30,993	55,183	2,15,085	1,65,160	17,830	5,081	10,032
Other sorts of manufactures (including handkerchiefs and shawls in the piece) Value	—	—	—	—	—	7,460	14,743	18,063	1,186	640
Total of Cotton goods (excluding twist and yarn) . . .	—	—	—	—	—	2,20,513	1,80,074	32,606	8,005	10,722
Flax—										
Manufactures—										
Canvas . . . Yards	1,118	250	..	100	300	1,343	843	..	91	271
Piece goods . . .	62,690	64,024	..	..	..	83,534	28,727	..	..	..
Other sorts (including bags and sacks) Value	—	—	—	—	—	2,166	2,039	1,073	1,421	595
Total of Flax . . .	—	—	—	—	—	87,043	31,169	1,073	1,512	866
Wool—										
Manufactures—										
Piece goods . . . Yards	3,818	3,403	82	1,382	789	6,215	3,007	87	1,502	545
Other sorts . . .	—	—	—	—	40	..	..	..	..	185
Total Value of Textiles . . .	—	—	—	—	—	2,72,771	2,14,300	34,366	11,010	12,318
Vehicles including locomotives, etc., for railways . . . Value	—	—	—	—	—	7,215	29,703	982	856	..
All other articles—										
Unmanufactured . . .	—	—	—	—	—	1,130	1,454	1,454	4,578	1,333
Manufactured . . .	—	—	—	—	—	1,61,125	1,68,023	1,05,319	33,522	76,266
GRAND TOTAL OF GOVERNMENT STORES . . .	—	—	—	—	—	25,56,071	22,73,453	21,01,276	10,30,864	10,26,634

TRADE AT CHIEF PORT  
FORT ST. GEORGE

( 174 )

No. 12—continued  
EXPORTS

INDIAN MERCHANDISE

PRINCIPAL AND OTHER ARTICLES	QUANTITY					VALUE				
	1929-30	1930-31	1931-32	1932-33	1933-34	1929-30	1930-31	1931-32	1932-33	1933-34
<b>MADRAS—continued</b>						R	R	R	R	R
<b>FORT ST. GEORGE—continued</b>										
<b>Animals, living—</b>										
Sheep and goats . . . No.	8,511	2,165	715	492	..	58,005	82,032	9,750	7,380	..
Other kinds . . . "	463	264	3,076	60	6,077	34,850	16,538	5,330	40,170	14,685
Total of Animals, living . . . "	8,974	2,429	3,791	561	6,077	87,515	40,170	15,080	53,550	14,685
<b>Apparel (including drapery, uniforms, accoutrements, but excluding hosiery and boots and shoes) . . . Value</b>	—	—	—	—	—	4,084	4,089	4,280	6,834	5,540
Bones for manufacturing purposes . . . Tons	1,058	720	..	..	..	1,18,155	72,910	..	..	..
Books, printed and printed matter . . . Cwts.	1,150	742	640	699	845	1,74,410	1,29,949	99,618	1,09,560	95,001
Building and Engineering materials (other than of iron, steel, or wood) . . . Value	—	—	—	—	—	7,71,568	5,35,096	4,50,318	4,39,030	4,19,760
Chemicals and chemical preparations . . . Cwts.	—	—	—	—	—	2,79,987	1,19,499	1,97,502	2,32,396	15,981
Coffee . . . Cwts.	110	14	459	2,615	1,752	10,111	888	34,430	1,50,020	96,856
<b>Drugs and Medicines (excluding Chemicals and Narcotics)—</b>										
Nuxvomica . . . "	7,744	1,768	2,607	632	5,744	53,887	12,939	15,660	2,344	22,428
Other sorts of drugs and medicines . . . Value	—	—	—	—	—	46,707	40,555	34,792	38,000	34,001
Total of Drugs and Medicines . . . "	—	—	—	—	—	99,094	53,494	50,451	40,344	57,037
<b>Dyeing and Tanning substances—</b>										
Indigo . . . Cwts.	825	239	208	160	147	74,998	56,444	43,863	80,640	28,752
Turneric . . . "	5,662	2,825	1,829	3,565	5,662	83,000	37,948	25,097	40,212	59,631
Other sorts . . . "	11,871	7,056	8,696	9,014	5,967	72,905	27,348	54,045	61,151	40,892
Total of Dyeing and Tanning substances . . . "	17,358	10,120	10,733	12,730	11,770	2,31,893	1,21,740	1,23,005	1,38,003	1,28,685
<b>Fibre for brushes and brooms . . . Tons</b>	449	558	470	135	..	2,00,800	2,51,890	1,50,040	54,710	..
<b>Fish—</b>										
Fishmaws and sharkfins . . . Cwts.	724	537	690	785	985	80,677	50,309	46,928	53,158	68,612
Other kinds of fish . . . "	117	1	113	..	18	2,440	75	2,825	..	400
Total of Fish . . . "	841	538	812	785	1,008	83,117	50,384	49,753	53,158	69,012
<b>Fruits and Vegetables—</b>										
<b>Fresh Fruits and vegetables—</b>										
Fresh Fruits . . . Value	—	—	—	—	—	89,475	20,401	8,418	1,908	4,226
Fresh vegetables of all kinds—										
Onions . . . Cwts.	148,361	150,679	147,493	104,841	77,555	7,44,170	7,53,415	7,37,899	5,24,237	3,80,766
Other kinds . . . Value	—	—	—	—	—	2,042	2,373	8,908	975	655
<b>Fruits and vegetables, salted, dried, or preserved, all sorts . . . Tons</b>	1,391	1,169	1,026	1,279	1,205	4,53,102	3,74,138	6,78,080	2,50,066	3,45,052
Total of Fruits and Vegetables . . . Value	—	—	—	—	—	12,38,789	11,56,827	14,28,314	7,77,186	7,30,699
<b>Hides and Skins, raw—</b>										
Hides, raw . . . { Tons	..	(Cwt. 4)	2	1	2	..	194	540	328	1,026
.. { =No.	..	=48	=81	=130	=655	..	..	..	..	..
<b>Skins, raw—</b>										
Goat skins . . . { Tons	902	981	1,239	771	909	24,83,257	20,06,123	20,57,234	15,81,708	21,39,884
.. { =No.	=1,235,991	=1,437,252	=1,811,821	=1,321,703	=1,532,213	..	..	..	..	..
Sheep skins . . . { Tons	99	60	36	3	85	1,01,844	1,12,262	5,733	3,200	2,07,063
.. { =No.	=106,482	=75,837	=38,124	=3,490	=152,855	..	..	..	..	..
Other skins . . . { Tons	48	24	2	4	8	5,20,908	2,33,499	25,203	18,920	30,865
.. { =No.	=237,164	=133,039	=17,910	=6,598	=13,718	..	..	..	..	..
Total of skins, raw . . . { Tons	1,044	1,074	1,276	778	1,002	31,66,004	30,41,884	27,33,200	15,98,916	23,77,312
.. { =No.	=1,679,637	=1,646,128	=1,867,864	=1,334,761	=1,698,786	..	..	..	..	..

No. 12—continued  
EXPORTS—continued

## INDIAN MERCHANDISE—continued

PRINCIPAL AND OTHER ARTICLES	QUANTITY					VALUE				
	1929-30	1930-31	1931-32	1932-33	1933-34	1929-30	1930-31	1931-32	1932-33	1933-34
MADRAS—continued						R	R	R	R	R
FORT ST. GEORGE—continued										
Hides and Skins, raw—continued										
Cuttings of Hides and skins, raw . . . Tons	2,376	1,861	243	31	72	8,17,037	3,37,961	13,700	8,635	6,610
Total of Hides and skins, raw . . . "	3,419	2,935	1,521	810	1,076	31,83,041	32,80,030	27,47,530	10,07,931	23,84,549
Horns, tips and pieces of horn . . . Cwts.	8,893	4,751	2,305	4,735	8,270	1,56,248	59,014	18,905	27,581	57,413
Leather—										
Hides, tanned or dressed—										
Buffalo hides . . . { Tons	1,009	605	555	377	704	19,84,937	11,13,659	9,80,333	5,14,786	11,17,885
. . . { =No.	=229,519	=151,365	=129,524	=100,274	=101,499					
Cow hides . . . { Tons	10,707	9,236	8,305	7,481	10,892	2,41,32,962	2,01,47,156	1,66,00,157	1,30,72,775	1,97,25,632
. . . { =No.	=3,015,423	=3,094,045	=2,784,946	=2,553,120	=3,602,363					
Buffalo calf skins . . . { Tons	529	326	304	312	410	15,17,103	9,51,709	6,33,221	5,51,899	7,78,593
. . . { =No.	=596,903	=427,784	=341,243	=323,583	=407,157					
Cow calf skins . . . { Tons	599	500	448	415	578	22,30,884	14,60,241	12,77,146	9,03,575	13,10,742
. . . { =No.	=899,927	=712,696	=535,984	=483,400	=580,396					
Total of Hides, tanned or dressed . . . { Tons	12,844	10,727	9,612	8,585	12,584	2,08,74,976	2,36,70,855	1,94,70,857	1,51,33,035	2,29,41,852
. . . { =No.	=5,341,772	=4,335,800	=3,791,697	=3,460,377	=4,781,415					
Skins, tanned or dressed—										
Goat skins . . . { Tons	2,671	2,777	2,304	2,693	3,293	1,91,73,374	1,57,15,024	1,50,03,838	1,60,11,411	1,00,64,354
. . . { =No.	=9,158,972	=7,935,879	=8,327,164	=9,580,153	=11,448,464					
Sheep skins . . . { Tons	2,994	2,677	2,500	2,306	2,582	1,78,70,485	1,57,73,541	1,24,67,684	1,14,45,027	1,25,48,080
. . . { =No.	=11,833,432	=10,920,472	=9,372,959	=9,104,449	=10,162,276					
Other skins . . . { Tons	74	34	53	47	30	10,14,378	6,29,807	5,73,462	4,66,214	3,68,803
. . . { =No.	=1,110,691	=329,771	=793,827	=705,249	=463,636					
Total of Skins, tanned or dressed . . . { Tons	5,739	5,483	4,947	5,046	5,884	3,80,53,237	3,21,19,272	2,81,34,924	2,70,23,552	2,50,82,146
. . . { =No.	=22,103,095	=19,326,122	=18,436,450	=19,440,851	=22,074,376					
Cnwright . . . Cwts.	1,099	1,206	600	455	2,173	3,65,229	5,70,938	3,15,984	2,07,532	5,00,372
Manufactures . . . Value	—	—	—	—	—	9,538	2,100	5,990	6,048	13,349
Total of Leather . . . "	—	—	—	—	—	6,92,07,975	5,63,69,171	4,79,27,821	4,32,70,167	5,24,37,719
Manures (excluding oil-cakes)—										
Bones for Manurial purposes . . . Tons	..	..	717	385	675	..	..	88,615	28,925	42,860
Bonemeal . . . "	1,594	1,794	184	..	603	2,12,663	2,49,875	27,660	..	41,347
Other kinds . . . "	..	25	7	40	..	..	3,750	780	4,000	..
Total Manures . . . "	1,594	1,819	908	425	1,278	2,12,663	2,53,625	1,16,995	32,925	88,707
Metals and Ores—										
Brass, Bronze and similar alloys and manufactures thereof, wrought . . . Cwt.	557	218	191	117	185	60,410	27,422	20,728	12,371	18,262
Chromite (chrome iron ore) . . . Tons	7,659	8,750	2,500	6,838	3,700	2,88,609	3,10,255	87,502	2,38,375	1,28,000
Iron—										
Manufacture—										
Old for remanufacture . . . "	3,350	..	..	6,164	14,663	94,503	..	..	1,16,000	3,45,505
Others . . . "	..	1	..	..	..	..	176	..	..	..
Total . . . "	3,350	1	..	6,164	14,663	94,503	176	..	1,16,000	3,45,505
Other Metals and Ores . . . "	21	309	100	17	2	47,050	61,754	89,166	41,667	4,302
Total of Metals and Ores . . . "	11,058	9,071	2,809	13,025	18,374	4,90,578	3,99,606	1,97,336	4,08,479	4,95,120
Mica—										
In Blocks . . . Cwts.	6,025	3,138	2,205	1,066	4,376	11,91,429	6,21,519	4,02,435	2,50,377	6,19,425
„ Splittings . . . "	6,417	6,911	5,017	4,333	5,580	5,03,904	4,66,126	3,16,156	2,77,466	2,75,294
Total of Mica . . . "	12,442	10,049	7,222	6,049	9,956	16,95,423	10,87,645	7,48,891	6,27,843	8,94,719
Oils—										
Essential—										
Sandalwood Oil . . . { lb.	5,326	3,546	13,536	282	9,549	87,235	42,000	1,33,211	4,060	1,26,373
. . . { gals.	665	436	1,637	32	1,048					
Other sorts . . . { lb.	256	330	..	..	..	1,347	2,060	..	..	..
. . . { gals.	82	39	..	..	..					

TRADE AT CHIEF PORT  
FORT ST. GEORGE

( 176 )

No. 12—continued  
EXPORTS—continued

INDIAN MERCHANDISE—continued

PRINCIPAL AND OTHER ARTICLES	QUANTITY					VALUE				
	1929-30	1930-31	1931-32	1932-33	1933-34	1929-30	1930-31	1931-32	1932-33	1933-34
<b>MADRAS—continued</b>										
<b>FORT ST. GEORGE—continued</b>										
Oils—continued										
Mineral Gals.	..	..	2	..	3,300	..	..	10	..	5,300
Vegetable, non-essential—										
Castor . . . "	6,652	239	40	..	07	14,400	608	80	..	200
Other sorts . . . "	568	717	734	504	1,205	2,355	1,401	1,138	1,406	4,183
<b>Total Oils . . . "</b>	<b>7,917</b>	<b>1,481</b>	<b>2,318</b>	<b>500</b>	<b>5,710</b>	<b>1,05,330</b>	<b>45,124</b>	<b>1,34,439</b>	<b>5,526</b>	<b>1,36,056</b>
Oil cakes—										
Groundnut cake Tons	2,586	655	825	3,024	1,768	2,02,091	40,617	60,651	2,20,117	1,00,538
Other sorts . . . "	Cwts. 4	Cwts. 12	Cwts. 11	1	..	35	68	102	85	..
<b>Total of Oil cakes . . . "</b>	<b>2,586</b>	<b>655</b>	<b>825</b>	<b>3,025</b>	<b>1,768</b>	<b>2,92,120</b>	<b>40,685</b>	<b>60,753</b>	<b>2,20,202</b>	<b>1,00,538</b>
Provisions and Oilman's stores—										
Ghi . . . Cwts.	2,653	2,611	1,766	323	160	2,10,037	1,09,351	1,33,200	24,280	11,670
Pickles, chutnies, and condiments . . . "	4,363	4,675	4,420	5,280	4,900	2,35,041	2,59,755	2,29,107	2,87,299	2,60,634
Other sorts of provisions . . . "	151	946	171	363	83	10,476	23,792	9,327	12,470	3,094
<b>Total Provisions and oilman's stores . Value</b>	<b>—</b>	<b>—</b>	<b>—</b>	<b>—</b>	<b>—</b>	<b>4,61,604</b>	<b>4,82,898</b>	<b>3,71,634</b>	<b>3,24,058</b>	<b>2,76,464</b>
Rubber—										
Manufactures . Value	—	—	—	—	—	1,255	..	..	..	..
Seeds—										
Oilseeds—										
Essential—										
Coriander . Tons	42	4	93	58	69	11,111	1,372	21,172	14,425	14,394
Other sorts . . . "	2	Cwts. 2	Cwts. 4	..	6	860	47	110	13	1,215
<b>Total Seeds, essential . . . "</b>	<b>44</b>	<b>4</b>	<b>93</b>	<b>58</b>	<b>69</b>	<b>11,971</b>	<b>1,410</b>	<b>21,282</b>	<b>14,438</b>	<b>15,579</b>
Non-essential—										
Castor . . . "	3,591	3,662	3,271	1,098	5,822	7,00,085	6,53,346	4,31,108	2,14,345	6,83,901
Groundnuts . . . "	287,244	208,192	238,368	112,134	154,072	6,50,83,043	3,39,75,608	3,27,48,519	1,73,78,937	1,79,26,270
Other sorts . . . "	2	8	2	204	..	557	6,742	2,661	25,875	130
<b>Total Seeds, non-essential . . . "</b>	<b>290,837</b>	<b>211,857</b>	<b>241,641</b>	<b>114,036</b>	<b>159,894</b>	<b>6,57,84,585</b>	<b>3,46,35,090</b>	<b>3,31,82,238</b>	<b>1,76,10,157</b>	<b>1,80,10,307</b>
Other than Oil-seeds . . . "	..	Cwts. 2	1	2	..	..	45	300	910	323
<b>Total of Seeds . . . "</b>	<b>290,881</b>	<b>211,861</b>	<b>241,735</b>	<b>114,038</b>	<b>159,903</b>	<b>6,57,90,556</b>	<b>3,46,37,154</b>	<b>3,32,03,870</b>	<b>1,76,34,505</b>	<b>1,80,26,209</b>
Spices—										
Betelnuts . . . Cwts.	1,194	1,612	857	1,185	1,140	72,865	70,029	25,195	69,800	51,896
Chillies . . . "	1,112	16	38	52	151	30,070	570	440	1,315	3,235
Pepper . . . lbs.	85	32	3	..	2	37	800	199	5	90
Other sorts . . . "	16	37	10	8	6	243	1,383	303	425	140
<b>Total of Spices . . . "</b>	<b>2,322</b>	<b>1,697</b>	<b>908</b>	<b>1,245</b>	<b>1,299</b>	<b>1,03,210</b>	<b>73,682</b>	<b>26,047</b>	<b>61,005</b>	<b>55,361</b>

No. 12—continued  
EXPORTS—continued

## INDIAN MERCHANDISE—continued

PRINCIPAL AND OTHER ARTICLES	QUANTITY					VALUE				
	1929-30	1930-31	1931-32	1932-33	1933-34	1929-30	1930-31	1931-32	1932-33	1933-34
MIDRAS—continued						R	R	R	R	R
FOR ST. GEORGE—continued										
Stone and Marbles— Granite Salts and Pavement Curbs (a) . . . Tons	—	—	—	—	10,122	—	—	—	—	3,05,428
Other sorts . . . "	—	—	—	—	100	—	—	—	—	2,000
Total of Stone and marbles . . . Tons	..	..	4,321	2,939	10,222	..	..	1,13,488	64,610	3,07,428
Tea, black . . . Lbs.	1,084,488	145,069	23,248	57,876	21,860	10,86,332	1,45,215	13,805	37,188	14,539
Textiles—										
Cotton—										
Raw . . . { Tons	21,064	14,162	9,510	7,278	8,733	2,34,98,107	1,04,08,459	54,50,847	50,31,968	57,00,851
Bales	117,985	79,321	53,245	40,774	48,914					
Waste . . . Cwts.	934	300	899	588	372	24,037	4,480	14,397	8,539	6,006
Twist and Yarn . Lbs.	400	100	..	800	..	460	100	..	600	..
Manufactures—										
Handkerchiefs and shawls in the piece . . . No.	4,785,914	2,607,279	3,503,198	5,073,564	3,463,149	48,52,417	21,42,165	22,56,940	36,30,179	18,40,669
Piece-goods—										
Grey (unbleached)—										
Chadars and dhutis . . . Yards	344,059	99,257	56,314	16,750	11,280	1,84,442	47,992	28,481	6,851	5,310
Drills and jeans . "	59,211	28,008	20,913	23,766	59,179	21,490	9,624	5,271	6,240	18,070
T. Cloth and Domestics (b) . . . "	..	..	..	..	30,884	..	..	..	..	12,403
Others . . . "	38,284	25,472	48,482	5,780	3,550	17,125	6,712	10,088	1,940	1,020
Total of Grey (unbleached) . . "	441,554	152,737	125,709	46,296	104,899	2,03,066	64,328	43,790	15,031	36,803
White (bleached)—										
Chadars and dhutis . . . "	168,446	61,750	20,460	23,685	2,446	76,278	31,946	9,635	4,634	801
Drills and jeans . "	4,074	4,665	3,757	1,637	..	2,243	2,068	1,472	575	..
T. cloth and domestics . . . "	973	13,207	7,530	3,444	22,600	385	8,964	4,297	1,195	10,756
Shirtings . . . "	5,938	40	..	..	198	1,896	20	..	..	164
Other sorts . . . "	16,688	50,972	5,092	3,561	311	7,823	16,786	2,048	1,202	199
Total of White (bleached) . . . "	196,119	130,634	36,839	32,327	25,610	88,625	59,784	17,447	7,656	11,920
Coloured, printed, or dyed—										
Lungis and saris . "	14,905,549	11,434,499	10,059,539	8,187,579	4,186,064	86,85,609	63,87,170	54,03,336	43,64,513	21,56,902
Drills and jeans . "	295,911	251,858	87,558	50,823	97,518	1,58,161	1,25,383	36,045	21,201	34,221
Other sorts . . . "	4,845,507	3,058,554	5,014,038	3,980,341	5,822,129	20,81,308	18,14,043	28,32,222	19,01,219	31,18,876
Total of Coloured, Printed, or Dyed . "	20,046,967	14,744,911	15,161,135	12,218,743	10,105,711	1,18,25,162	83,26,605	83,61,603	63,47,083	53,00,499
Total of Piece- goods . . . "	20,684,640	15,023,282	15,323,683	12,297,366	10,236,220	1,21,16,853	84,50,717	84,22,840	63,69,720	53,58,222
Other sorts of manufactures Value	—	—	—	—	—	1,917	4,032	725	2,099	164
Total of Cotton Manufactures (excluding twist and yarn) . . . "	—	—	—	—	—	1,64,71,187	1,05,96,854	1,06,80,505	1,00,01,998	71,99,055
Total of Cotton (Textile) . . . "	—	—	—	—	—	3,99,93,791	2,10,09,893	1,61,45,749	1,50,48,105	1,29,71,012
Haberdashery and millinery . . "	—	—	—	—	—	27,948	10,573	7,664	6,072	14,103
Hemp (oblong Sann)— Raw . . . Cwts	..	..	..	18	255	..	..	..	500	2,550

(a) Separately recorded from October, 1933  
(b) Separately shown from 1933-34.



TRADE AT CHIEF PORT  
FORT ST. GEORGE

( 178 )

No. 12—continued  
EXPORTS—continued

INDIAN MERCHANDISE—concluded

PRINCIPAL AND OTHER ARTICLES	QUANTITY					VALUE				
	1929-30	1930-31	1931-32	1932-33	1933-34	1929-30	1930-31	1931-32	1932-33	1933-34
						R	R	R	R	R
MADRAS—continued										
Fort St. George—continued										
Textiles—continued										
Silk—										
Raw—										
Mulberry silk—										
Chasam or waste Lbs.	200,216	172,368	123,900	..	11,200	1,38,365	78,190	38,986	..	2,000
Cocoons ..	10,080	2,240	2,356	..	..	9,970	2,009	1,400	..	..
Wild silk, tasar, munga, eria, and others—										
Chasam or waste ..	166,934	46,216	117,730	..	35,036	1,11,270	19,776	51,001	..	4,141
Cocoons ..	2,960	..	4,850	..	..	2,600	..	2,101	..	..
Manufactures . Value	—	—	—	—	—	10,875	1,036	320	2,787	527
Total of Silk, raw and manufactures ..	—	—	—	—	—	2,78,146	1,01,002	93,808	2,787	6,668
Wool—										
Raw . . . Lbs.	946,726	373,928	293,839	390,600	1,053,124	2,24,545	76,807	66,004	76,490	1,87,882
Manufactures—										
Carpets and rugs . .	542,608	592,625	559,064	635,050	804,191	5,24,958	5,20,471	4,50,256	5,27,055	6,05,487
Other sorts . Value	—	—	—	—	—	505	..	1,410	..	..
Total of Wool, raw and manufactures ..	—	—	—	—	—	7,61,006	5,97,278	6,56,670	6,03,545	7,93,369
Other textiles ..	—	—	—	—	—	1,06,902	96,723	35,286	7,407	36
Total of Textiles .	—	—	—	—	—	4,11,91,783	2,18,15,469	1,68,39,177	1,50,63,416	1,37,38,638
Tobacco—										
Unmanufactured Lbs.	9,861,037	11,172,128	10,173,240	7,333,141	9,880,005	39,23,577	43,87,900	37,11,021	28,88,212	37,93,005
Manufactured—										
Cigars . . .	11,504	7,631	3,315	3,360	5,027	22,081	15,964	5,091	5,608	6,864
Other sorts . .	1,760	2,788	3,323	5,145	4,636	1,447	3,722	3,518	3,914	3,225
Total of Tobacco ..	9,874,301	11,182,547	10,179,878	7,341,646	9,889,668	39,53,765	44,07,586	37,10,630	23,97,734	38,03,184
Wood and Timber—										
Timber, other than railway sleepers—										
Sandal wood . Tons	Cwts. 4	150	407	Cwts. 2	553	455	2,76,000	7,48,009	260	6,60,314
Other kinds of wood and timber	—	—	—	—	—	54,529	8,085	6,035	4,727	2,401
Manufactures of wood, other than furniture and cabinetware .	—	—	—	—	—	1,369	227	249	1,532	1,007
Total of Wood and Timber ..	—	—	—	—	—	66,888	2,84,312	7,54,293	6,479	6,63,721
Postal Articles ..	—	—	—	—	—	7,59,864	4,45,372	4,12,223	2,88,422	1,98,393
All other articles of Merchandise—										
Unmanufactured ..	—	—	—	—	—	8,28,538	2,08,380	81,591	32,802	64,877
Manufactured ..	—	—	—	—	—	2,51,583	1,49,010	1,59,419	1,25,822	1,80,573
GRAND TOTAL (EXCLUSIVE OF GOVERNMENT STORES) ..	—	—	—	—	—	13,29,03,307	12,67,32,221	11,01,78,638	8,52,97,985	9,62,08,447

No. 12—continued

EXPORTS—concluded

## FOREIGN MERCHANDISE

PRINCIPAL AND OTHER ARTICLES	QUANTITY					VALUE				
	1929-30	1930-31	1931-32	1932-33	1933-34	1929-30	1930-31	1931-32	1932-33	1933-34
<b>ADRAM—concluded</b>						R	R	R	R	R
<b>PORT ST. GEORGE—concluded</b>										
Books, printed and printed matter (not being stationery), including maps and charts . . . . . Cwts.	547	617	354	429	538	77,802	1,70,312	67,245	74,117	85,578
Drugs and medicines (excluding Chemical and Narcotics)—Camphor . . . . . Lbs.	..	100	200	20,100	..	..	130	256	21,356	..
Other sorts of drugs and medicines . . . . . Value	—	—	—	—	—	1,368	1,17,456	4,268	1,368	1,834
Total value of drugs and medicines . . . . .	—	—	—	—	—	1,368	1,17,586	4,524	22,714	1,834
Dyeing and Tanning Substances . . . . .	—	—	—	—	—	540	2,652	7,070	4,708	100
Hardware (excluding cutlery and electroplated ware) [ . . . . .	—	—	—	—	—	2,26,256	2,00,068	2,41,012	1,81,211	2,16,702
Instruments, Apparatus and Appliances and Parts thereof—										
Photographic . . . . . Value	—	—	—	—	—	50,223	53,225	54,754	31,951	40,838
Other Kinds . . . . .	—	—	—	—	—	32,921	25,270	44,758	49,648	13,964
Total value of Instruments, etc. . . . .	—	—	—	—	—	92,144	78,495	99,507	81,599	54,802
Machinery and Mill-work—										
Electrical Machinery of all kinds . . . . .	—	—	—	—	—	8,036	21,148	9,107	32,926	19,008
Other sorts of machinery . . . . .	—	—	—	—	—	97,456	71,088	89,644	98,488	80,045
Total of Machinery and Mill-work . . . . .	—	—	—	—	—	1,05,492	92,236	98,751	1,31,414	99,053
Metals and Ores—										
Iron or Steel—										
Old for re-manufacture . . . . . Tons	1,002	3,000	3,320	4,931	1,873	48,650	87,000	66,430	1,02,109	48,833
Other sorts of metals and ores . . . . .	25	15	36	1	16	16,716	9,565	10,407	2,322	6,955
Total of metals and ores . . . . .	1,027	3,015	3,356	4,932	1,889	65,366	96,565	76,837	1,04,431	55,788
Rubber—										
Manufactures . . . . . Value	—	—	—	—	—	34,207	1,08,878	1,51,559	85,345	18,774
Textiles—										
Cotton—										
Twist and yarn . . . . . Lbs.	220	1,060	287	37,475	..	469	1,480	142	24,212	..
Manufactures—										
Piecegoods—										
Grey (unbleached) . . . . . Yards	209,680	47,124	74,519	21,642	5,600	63,935	12,641	18,545	12,887	1,258
White (bleached) . . . . .	343,920	95,743	106,517	36,709	44,200	1,42,773	42,945	39,210	7,28	11,415
Coloured, printed, or dyed . . . . .	56,455	40,824	43,785	5,629	15,366	27,204	12,887	15,757	1,749	3,697
Total of Piecegoods . . . . .	610,055	183,696	224,821	63,980	65,166	2,38,972	68,474	73,521	22,464	19,370
Other sorts of manufactures . . . . . Value	—	—	—	—	—	1,817	529	335	350	943
Other textiles . . . . .	—	—	—	—	—	45,434	47,489	1,69,298	5,769	3,984
Total of Textiles . . . . .	—	—	—	—	—	2,86,691	1,17,972	2,43,296	68,796	24,297
Vehicles excluding Locomotive, etc., for Railways—										
Carriages and carts (excluding railway carriages) and parts thereof . . . . . Value	—	—	—	—	—	632	—	100	13,580	13,434
Other Kinds . . . . .	—	—	—	—	—	82,183	76,065	1,40,086	23,457	61,986
Total of Vehicles . . . . .	—	—	—	—	—	82,815	76,065	1,41,086	37,037	75,420
Wood and Timber—										
Manufactures of wood . . . . .	—	—	—	—	—	1,41,354	1,67,867	1,22,337	47,947	9,150
Postal Articles . . . . .	—	—	—	—	—	3,13,205	1,84,075	99,870	98,608	1,01,808
All other articles of merchandise—										
Unmanufactured . . . . .	—	—	—	—	—	21,013	13,176	6,082	12,436	13,917
Manufactured . . . . .	—	—	—	—	—	3,08,144	2,30,047	2,11,197	2,03,586	78,746
<b>GRAND TOTAL (EXCLUSIVE OF GOVERNMENT STORES)</b> . . . . .	—	—	—	—	—	17,56,399	16,59,382	15,80,923	10,88,339	8,36,029

TRADE AT CHIEF PORT  
RANGOON

( 180 )

No. 12—continued

IMPORTS

PRINCIPAL AND OTHER ARTICLES	QUANTITY					VALUE				
	1929-30	1930-31	1931-32	1932-33	1933-34	1929-30	1930-31	1931-32	1932-33	1933-34
<b>BURMA—</b>						<b>R</b>	<b>R</b>	<b>₹</b>	<b>R</b>	<b>R</b>
<b>RANGOON—</b>										
<b>Animals, living—</b>										
Horses . . . . . No.	91	55	5	4	38	55,508	68,025	6,000	4,000	47,800
Other kinds . . . . . "	187	149	248	127	163	9,499	13,103	11,407	7,083	2,843
Total of Animals, living . . . . . "	278	204	253	131	206	65,007	81,128	17,497	11,083	50,643
<b>Apparel (excluding hosiery and boots and shoes)—</b>										
Apparel (including drapery, uniforms, accoutrements) . . . . . Value	—	—	—	—	—	10,41,381	8,00,804	3,70,284	6,16,325	6,31,546
Gold and silver thread . . . . . "	—	—	—	—	—	2,039	9,037	50	232	227
Hats, caps, bonnets, and hatter's ware . . . . . "	—	—	—	—	—	5,97,436	5,45,404	2,45,093	4,17,635	3,51,484
Lametta . . . . . Lbs.	..	585	49	..	..	..	1,136	72	..	165
Second-hand clothing . . . . . Value	—	—	—	—	—	7,163	24,534	767	5,688	5,444
Water-proofed clothing . . . . . "	—	—	—	—	—	1,01,688	82,593	59,209	49,398	31,312
Total of Apparel, etc. . . . . "	—	—	—	—	—	17,49,747	11,63,448	6,85,084	10,89,328	10,20,177
<b>Arms, Ammunition, and Military stores—</b>										
Cartridge cases—										
Filled—										
Shot gun cartridges, filled . . . . . No.	2,023,123	1,890,418	1,665,272	1,427,423	862,288	1,55,334	1,45,935	1,21,104	1,00,272	60,764
Rifle and other Cartridges filled . . . . . "	433,642	313,985	383,238	409,338	196,416	18,294	16,562	22,555	9,531	5,331
Empty . . . . . "	23,034	13,757	10,254	18,750	10,542	974	768	489	1,008	445
Explosives—										
Blasting fuse { Lbs. . . . .	48,332	55,088	17,043	32,020	27,266	82,133	83,437	24,339	43,251	38,688
{ No. of coils . . . . .	138,000	141,540	45,200	88,500	80,900					
Blasting gelatine Lbs.	17,500	3,000	23,000	28,000	120,450	34,002	4,847	25,595	28,155	1,21,136
Dynamite . . . . . "	106,500	29,500	13,500	12,500	27,500	1,69,042	41,672	28,605	18,555	35,393
Gelatine dynamite . . . . . "	271,000	170,000	85,500	140,500	160,500	4,07,364	2,33,662	99,132	1,30,700	1,70,505
Detonators . . . . . No.	1,605,502	679,020	285,024	400,000	680,000	85,655	37,949	14,816	24,472	34,668
Others . . . . . Lbs.	20,000	..	..	..	63	10,484	..	..	..	123
Firearms, and parts thereof—										
Firearms . . . . . No.	3,374	2,305	5,453	1,329	561	2,04,955	1,61,951	2,53,216	70,483	36,105
Parts of firearms . . . . . Value	—	—	—	—	—	8,903	2,501	4,154	1,962	1,223
Other sorts . . . . . "	—	—	—	—	—	27,413	16,404	9,663	11,395	18,960
Total of Arms, etc. . . . . "	—	—	—	—	—	12,04,553	7,45,768	6,03,668	4,39,784	5,23,426
Art, works of (other than pictures) . . . . . "	—	—	—	—	—	13,825	19,583	25,246	8,012	4,702
<b>Asbestos—</b>										
Raw . . . . . Cwts.	..	..	..	..	..	..	..	..	..	75
Manufactures—										
Asbestos Packing Sheets, Plates, etc., of Asbestos cement (b) . . . . . Tons	—	—	—	—	438	1,00,236	83,455	53,027	43,009	35,248
Other manufactures . . . . . Value	—	—	—	—	—	1,87,160	1,87,867	71,915	78,072	79,716
Total of Asbestos . . . . . "	—	—	—	—	—	2,37,396	2,71,322	1,25,542	1,21,081	1,58,992
<b>Belting for machinery—</b>										
Of cotton . . . . . "	—	—	—	—	—	1,09,942	1,19,821	76,982	80,305	68,225
" leather . . . . . "	—	—	—	—	—	17,692	22,070	13,202	25,470	10,009
" other materials (including calf) . . . . . "	—	—	—	—	—	9,09,955	4,89,791	8,23,079	3,18,827	3,09,519
Total value of Belting, etc. . . . . "	—	—	—	—	—	10,87,589	6,29,682	4,12,263	4,33,102	8,88,713
<b>Books, printed, and printed matter (not being stationery) including maps and charts</b> . . . . . Cwts.	2,472	2,438	2,054	1,707	1,889	3,17,252	2,92,743	2,44,091	1,92,777	2,12,731
<b>Boots and shoes—</b>										
All leather . . . . . Pairs	106,373	74,833	46,035	47,818	36,279	5,00,842	4,52,075	2,30,728	2,28,393	1,89,514
Rubber soled— with canvas uppers . . . . . "	582,424	675,837	1,023,259	1,511,537	1,201,703	8,87,295	7,01,824	7,77,401	8,23,835	6,84,153
With uppers of leather or other materials (a) . . . . . "	—	—	1,048	5,331	9,312	—	—	1,780	2,032	6,522
All rubber (a) . . . . . "	—	—	402,766	94,296	10,793	—	—	1,72,020	37,677	5,580
Of other materials . . . . . "	873,983	1,304,084	28,530	23,322	12,615	—	—	22,468	17,304	14,993
Total of Boots and Shoes . . . . . "	1,562,785	2,054,754	1,561,636	1,682,304	1,270,762	20,50,007	19,88,670	12,14,007	11,09,241	9,03,762

(a) Separately recorded from 1931-32.  
(b) " " " 1933-34.

No. 12—continued  
IMPORTS—continued

PRINCIPAL AND OTHER ARTICLES	QUANTITY					VALUE				
	1929-30	1930-31	1931-32	1932-33	1933-34	1929-30	1930-31	1931-32	1932-33	1933-34
URMA—continued						R	R	R	R	R
RANGOON—continued										
Brushes and Brooms—										
Brushes—										
Paint and Varnish brushes . . . Dozens	6,311	3,334	3,584	5,440	5,771	33,810	15,704	14,170	11,077	14,850
Tollet brushes . . . "	44,984	65,189	18,357	51,514	37,004	57,898	80,253	37,068	61,138	44,481
Other brushes . . . "	18,473	10,504	4,612	15,115	13,373	37,720	27,606	10,524	23,004	22,833
Brooms . . . "	54,833	56,780	80,803	54,402	52,207	29,234	33,450	23,596	20,538	21,901
Total of Brushes and Brooms . . . "	124,601	135,826	107,216	126,561	108,955	1,57,168	1,56,633	85,318	1,16,657	1,04,074
Building and En- gineering mate- rials, other than of iron steel, or wood—										
Asphalt . . . Tons	5,007	4,461	2,097	3,820	4,548	4,75,200	3,90,553	1,40,062	2,04,434	2,75,433
Bricks—										
Bricks other than fire- bricks . . . No.	46,052	11,686	15,838	14,456	8,521	2,527	1,398	3,652	14,011	1,971
Firebricks . . . "	653,932	766,485	394,358	289,871	526,546	1,02,304	1,20,968	58,646	45,064	82,563
Cement—										
Portland . . . Tons	15,210	46,747	20,336	21,720	16,155	23,29,319	24,05,336	16,17,421	7,53,156	5,15,406
Other kinds . . . "	151	609	145	191	97	40,915	77,070	47,805	80,612	29,904
Clay . . . Cwts.	13,207	13,753	6,752	6,347	7,157	31,089	30,879	14,850	15,500	15,753
Tiles . . . No.	1,274,940	1,308,320	827,845	897,233	3,04,306	2,26,750	1,43,855	1,29,508	54,006	40,708
Other kinds . . . Cwts.	5,430	11,705	9,725	5,570	7,306	54,105	1,12,131	89,082	20,011	48,933
Total of Building and Engineering materials . . . Value	—	—	—	—	—	32,63,114	32,82,390	20,09,600	12,12,784	10,19,671
Buttons of all sorts—										
Metal . . . "	—	—	—	—	—	54,772	44,024	23,483	27,436	42,724
Other sorts . . . "	—	—	—	—	—	2,51,415	1,81,418	71,123	1,48,158	1,87,701
Total of Buttons, etc. . . "	—	—	—	—	—	3,06,187	2,25,442	94,606	1,75,594	2,30,425
Candles of all kinds lbs.	17,752	19,747	95,391	..	..	9,109	7,680	17,150	..	..
Canes and Banners Cwts.	1,018	993	1,129	1,226	913	42,011	38,149	31,081	29,543	26,892
Chemicals and chemical pre- parations (ex- cluding chemi- cal manures and medicines)—										
Acids—										
Sulphuric . . . Cwts.	8,633	8,480	226	308	366	50,421	47,874	1,958	8,510	2,790
Other sorts . . . "	4,983	2,655	1,659	2,176	2,748	1,43,066	82,825	51,834	61,199	69,809
Alum . . . "	3,022	911	1,155	1,288	721	20,070	6,157	7,893	7,171	3,748
Ammonia and salts thereof—										
Anhydrous . . . "	243	584	595	546	445	21,847	57,781	57,614	41,095	30,320
Others . . . "	2,366	2,060	1,814	2,740	2,706	64,702	56,426	48,576	75,049	63,037
Bleaching mate- rials . . . "	212	808	1,061	1,202	2,025	1,717	17,108	27,879	32,522	30,919
Carbide of Calcium "	2,305	6,623	5,981	6,801	4,420	40,078	1,15,246	1,10,733	1,20,637	74,186
Copper Sulphate . . . "	3,309	2,358	3,886	844	2,214	50,832	63,122	66,611	10,956	28,030
Disinfectants . . . "	3,624	3,745	3,004	2,942	2,964	97,299	90,452	61,627	57,636	52,792
Magnesium compounds—										
Chloride . . . "	1,151	1,099	1,508	927	945	16,444	15,287	16,541	12,876	9,825
Others . . . "	908	2,581	1,352	1,452	1,175	8,380	13,114	7,070	9,354	7,227
Potassium com- pounds—										
Chlorate . . . "	6,850	6,820	6,132	6,534	7,644	1,25,084	1,20,449	1,34,701	1,06,673	1,27,909
Other sorts . . . "	1,150	909	326	273	681	60,608	35,799	17,783	20,510	30,850

TRADE AT CHIEF PORT  
RANGOON

( 182 )

No. 12—continued  
IMPORTS—continued

PRINCIPAL AND OTHER ARTICLES	QUANTITY					VALUE				
	1929-30	1930-31	1931-32	1932-33	1933-34	1929-30	1930-31	1931-32	1932-33	1933-34
<b>BURMA—continued</b>										
<b>RANGOON—continued</b>										
Chemicals and chemical preparations, etc.—continued										
Soda compounds—Sodium (bicarbonate) Cwts.	19,925	13,846	14,137	12,522	14,328	1,70,308	1,19,078	1,23,771	1,23,835	1,27,732
Sodium Bichromate "	222	1,614	1,782	603	595	5,278	37,465	44,587	15,471	13,539
Caustic soda "	11,178	17,359	18,242	20,385	18,993	1,23,269	1,99,875	2,32,839	2,36,401	2,19,248
Sodium Cyanide "	4,402	1,002	900	600	..	2,08,516	41,329	41,086	24,155	..
Sodium Carbonate "	58,684	66,947	22,410	24,226	25,482	3,80,645	4,29,512	1,47,692	1,52,559	1,55,593
Sodium Silicate "	4,450	6,083	6,686	7,216	6,375	37,660	52,405	56,936	59,544	55,551
Other sorts "	3,381	7,897	6,388	4,088	4,334	78,939	1,38,013	1,20,884	1,03,542	69,967
Sulphur (brimstone) "	61,037	62,535	40,925	47,974	80,209	2,78,351	2,80,783	1,75,792	2,36,775	3,37,312
Zinc compounds "	176	3,128	7,095	1,695	3,374	3,402	20,726	35,485	10,301	19,957
Other sorts of chemicals Value	—	—	—	—	—	4,76,604	3,59,631	2,89,160	2,63,971	2,62,500
Total of Chemicals and Chemical preparations, etc. "	—	—	—	—	—	24,96,415	24,09,357	18,68,882	18,44,939	18,59,940
Chinese and Japanese ware (including lacquered ware but excluding earthenware and porcelain) "	—	—	—	—	—	24,945	26,107	11,513	12,039	14,553
Clocks and Watches and parts thereof—										
Clocks and time-pieces No.	22,297	19,673	3,075	17,898	19,646	1,43,825	1,21,052	38,806	62,122	65,229
Watches "	3,591	410	3,366	1,701	3,217	18,110	5,327	6,402	6,060	19,071
Parts of clocks and watches Value	—	—	—	—	—	5,046	1,052	920	993	808
Total of Clocks and Watches, etc. "	—	—	—	—	—	1,67,041	1,27,431	46,128	69,184	85,108
Coal and Coke—										
Coal . . . Tons	6,689	5,511	5,161	7,989	10,589	1,18,707	88,658	79,383	1,38,705	1,75,387
Coke . . . "	10,573	20,124	10,463	11,392	18,341	3,16,362	5,32,684	2,42,472	2,68,402	3,89,726
Total of Coal and Coke "	17,262	25,635	15,624	19,381	28,930	4,35,069	6,21,292	3,21,855	4,07,107	5,65,113
Coffee, other than roasted or ground Cwts.	3,796	2,682	417	..	..	2,31,917	1,54,974	16,140	..	..
Cordage and Rope of vegetable fibre (excluding jute and cotton) "	3,928	3,199	3,879	2,033	2,679	2,51,340	1,63,519	1,50,844	99,414	1,21,212
Cork manufactures "	282	660	1,691	89	929	18,655	34,825	57,090	9,780	24,251
Cutlery . . . Value	—	—	—	—	—	3,36,974	2,11,242	1,18,561	1,90,317	1,72,257
Drugs and Medicines (excluding chemicals and narcotics)—										
Camphor . . . Lbs.	13,607	12,355	10,324	9,358	5,800	24,412	21,597	18,873	15,359	12,303
Codliver oil . . "	24,237	10,528	3,204	4,821	5,569	44,611	20,941	3,389	6,138	7,074
Preparations of opium and morphia . . Value	—	—	—	—	—	1,678	2,639	3,075	4,339	6,862
Proprietary and patent medicines "	—	—	—	—	—	4,01,767	4,17,805	4,18,853	4,30,675	2,36,199

No. 12—continued  
IMPORTS—continued

PRINCIPAL AND OTHER ARTICLES	QUANTITY					VALUE					
	1920-30	1930-31	1931-32	1932-33	1933-34	1920-30	1930-31	1931-32	1932-33	1933-34	
						R	R	R	R	R	
BURMA—continued											
RANGOON—continued											
Drugs and Medicines (excluding chemicals and narcotics)—continued											
Quinine Salts— Quinine Sulphate or bisulphate . . . . .	Lbs.	3,235	1,880	952	661	1,234	87,181	47,234	29,603	32,853	36,816
Other sorts . . . . .	"	480	234	270	459	500	13,262	9,561	21,815	18,183	21,928
Saccharin . . . . .	"	3,906	3,188	3,742	7,388	4,148	16,811	14,137	16,300	32,535	20,540
Other sorts of drugs and medicines . . . . .	Value	—	—	—	—	—	5,35,010	4,32,858	3,09,001	2,49,551	3,01,354
Total of Drugs and Medicines, etc. . . . .	"	—	—	—	—	—	11,24,682	9,66,502	8,21,679	7,89,678	7,33,076
Dyeing and Tanning substances—											
Cutch and Gambier . . . . .	Cwts.	2,107	1,376	1,918	1,880	1,791	1,11,327	97,394	82,900	72,651	57,436
Dyes obtained from coal tar— Aniline . . . . .	Lbs.	141,160	117,402	95,722	—	—	2,00,769	1,69,072	96,016	—	—
Congo red (a) . . . . .	"	—	—	—	20,556	11,500	—	—	—	20,080	9,387
Others . . . . .	"	7,700	30,327	14,343	81,991	97,724	4,106	42,656	23,779	1,29,386	1,29,245
Other sorts (including lac-dye) . . . . .	Cwts.	27	10	66	72	153	2,279	1,895	1,321	2,825	999
Total of Dyeing and Tanning substances . . . . .	Value	—	—	—	—	—	3,18,511	3,01,517	2,03,916	2,24,939	1,97,067
Earthenware and Porcelain—											
Earthenware—											
Pipes of earthenware . . . . .	Cwts.	1,895	3,340	595	577	1,712	8,954	25,609	5,116	2,358	7,262
Sanitary ware . . . . .	Value	—	—	—	—	—	1,07,957	66,934	68,758	46,949	34,194
Other kinds . . . . .	"	—	—	—	—	—	10,04,298	5,56,615	2,75,273	4,67,912	3,17,390
Porcelain . . . . .	"	—	—	—	—	—	7,60,967	4,81,491	2,07,637	6,11,516	4,54,573
Total of Earthenware and Porcelain (excluding pipes of earthenware) . . . . .	"	—	—	—	—	—	19,82,176	10,82,549	5,56,784	11,28,785	8,13,419
Electroplated ware . . . . .	"	—	—	—	—	—	41,639	29,101	26,559	20,960	18,965
Fireworks . . . . .	Lbs.	121,835	155,769	38,300	60,180	111,407	53,276	69,904	14,685	27,409	39,931
Fish (excluding canned fish)—											
Fish, dry, unsalted . . . . .	Cwts.	3,081	2,440	1,409	825	672	1,52,107	1,48,521	60,776	28,616	42,588
" " salted . . . . .	"	59,997	55,281	30,467	35,376	40,168	18,00,443	16,22,250	7,60,357	8,72,000	9,84,199
" wet, salted (mjapi) . . . . .	"	16,968	14,051	5,333	8,798	5,026	1,39,926	1,16,061	32,632	51,051	30,565
" other sorts . . . . .	"	258	291	317	342	296	24,454	26,775	27,480	26,841	22,166
Total of Fish, etc. . . . .	"	80,304	72,063	37,516	45,341	46,462	21,16,930	19,12,607	8,81,245	9,75,508	10,79,518
Fruits and Vegetables—											
Fresh fruits and vegetables—											
Fresh fruits— Coconuts . . . . .	No.	6,827,151	6,845,647	6,632,707	8,013,407	9,299,662	6,81,897	6,56,363	4,58,114	5,50,932	5,28,145
Others . . . . .	Value	—	—	—	—	—	3,16,077	2,88,467	3,24,589	2,76,917	2,34,846
Fresh vegetables of all kinds . . . . .	"	—	—	—	—	—	34,088	72,252	53,247	9,538	95,533
Fruits and vegetables: dried, salted, or preserved, not being canned or bottled . . . . .	Tons	733	732	852	1,684	1,094	3,61,320	4,31,874	2,60,582	3,40,283	2,69,829
Total of Fruits and Vegetables . . . . .	Value	—	—	—	—	—	13,93,382	14,48,976	10,98,632	11,77,670	11,23,953
Furniture and Cabinet ware—											
Bedsteads . . . . .	"	—	—	—	—	—	95,146	84,916	31,804	37,461	45,593
Furniture of wood (other than bedsteads) . . . . .	"	—	—	—	—	—	60,964	85,556	27,554	12,934	9,719
Furniture of other materials (other than bedsteads) . . . . .	"	—	—	—	—	—	1,92,011	1,09,870	89,752	54,610	46,396
Mouldings . . . . .	"	—	—	—	—	—	37,348	30,570	9,327	7,140	18,539
Total value of Furniture and Cabinetware . . . . .	"	—	—	—	—	—	3,75,469	2,60,912	1,58,937	1,12,221	1,20,247

(a) Separately recorded from 1932-33.

TRADE AT CHIEF PORT  
RANGOON

( 184 )

No. 12—continued  
IMPORTS—continued

PRINCIPAL AND OTHER ARTICLES	QUANTITY					VALUE				
	1929-30	1930-31	1931-32	1932-33	1933-34	1929-30	1930-31	1931-32	1932-33	1933-34
						R	R	R	R	R
<b>BURMA—continued</b>										
<b>RANGOON—continued</b>										
Glass and glassware—										
Bangles . . . Value	—	—	—	—	—	55,971	41,291	10,464	23,004	34,801
Beads and false pearls . . . Cwts.	533	484	212	265	334	65,057	51,805	35,312	41,542	57,582
Bottles and phials—										
Soda water bottles . . . Gross	9,877	3,413	3,078	2,160	1,471	2,01,839	71,517	57,934	41,781	27,275
Others . . . "	51,200	42,714	20,099	41,981	37,500	1,90,726	1,39,831	52,613	80,511	65,531
Funnels, globes, and glass parts of lamps . . . Value	—	—	—	—	—	1,28,342	73,763	51,860	74,013	63,678
Scientific glassware . . . "	—	—	—	—	—	13,534	18,340	11,000	9,658	..
Sheet and plate Sq. feet & Cwts.	2,127,186 =25,625	1,641,235 =19,493	1,215,268 =14,585	1,589,080 =17,966	1,453,738 =19,336	3,27,102	2,52,529	1,83,832	2,24,243	1,52,468
Tableware (including decanters, tumblers, etc.) . . . Value	—	—	—	—	—	2,50,956	1,48,502	99,805	1,02,076	1,45,807
Other glassware . . . "	—	—	—	—	—	1,01,374	1,10,278	41,429	70,279	91,957
Total of Glass and glassware . . . "	—	—	—	—	—	13,34,901	9,07,870	5,44,255	7,27,107	6,38,559
Glue . . . Cwts.	2,101	2,031	1,846	2,323	1,590	84,247	83,808	78,232	64,736	47,558
Grain, Pulse, and Flour—										
Beans (dry) . . . Tons	432	488	469	374	375	96,068	94,938	93,307	75,149	73,182
Pulse . . . "	45	35	108	90	—	9,800	6,366	14,706	13,801	—
Rice not in the husk . . . "	85	1,009	7	7	41	10,577	1,25,525	850	1,391	4,782
Wheat . . . "	9,037	13,206	2,888	..	500	11,93,373	13,15,698	3,20,281	..	40,586
Other sorts . . . "	126	230	170	123	164	24,372	41,211	28,593	18,013	23,751
Total of Grain, Pulse, and Flour . . . "	9,775	14,968	3,651	594	1,089	13,34,210	15,84,738	4,57,926	1,08,754	1,42,301
Gums and Resins—										
Arabic . . . Cwts.	2	402	..	..	1	260	22,810	2	..	89
Benjamin . . . "	905	833	814	700	830	54,847	48,061	45,648	33,871	33,420
Dammer (Resins) . . . "	..	..	6,753	10,082	17,503	..	..	37,912	1,08,850	1,19,464
Resin . . . "	21,707	24,176	11,049	155	354	1,63,803	1,84,109	67,969	1,910	3,628
Other sorts . . . "	144	305	102	211	149	5,477	18,072	4,046	5,331	4,362
Total of Gums and Resins . . . "	22,758	25,766	18,718	17,238	18,837	2,24,392	2,73,061	1,56,476	1,50,012	1,60,963
Hardware, excluding cutlery and electroplated ware—										
Agricultural implements . . . Value	—	—	—	—	—	1,33,407	1,33,519	56,924	73,760	93,450
Buckets of tinned or galvanised iron . . . "	—	—	—	—	—	1,70,360	1,19,127	47,177	14,074	9,617
Builders' hardware, such as locks, hinges, door bolts, etc. . . "	—	—	—	—	—	8,47,558	3,27,030	2,12,815	1,66,422	1,60,403
Domestic hardware, other than enamelled ironware . . . "	—	—	—	—	—	1,88,881	1,36,847	1,15,564	1,60,775	1,60,225
Enamelled ironware . . . "	—	—	—	—	—	10,23,105	5,80,799	3,90,385	4,00,303	4,18,248
Gas mantles . . . "	—	—	—	—	—	75,012	6,037	..	..	360
Implements and tools, other than agricultural implements and machine tools . . . "	—	—	—	—	—	9,53,286	6,12,024	3,47,938	3,32,310	3,64,154
Lamps, metal . . . No.	283,029	158,769	70,634	140,461	224,049	5,86,546	3,86,702	1,38,973	2,08,046	2,15,516
Parts of lamps, other than glass . . . Value	—	—	—	—	—	50,808	29,996	7,208	8,242	6,208
Safes and strong boxes of metal . . . No.	428	525	401	15	11	61,372	31,485	12,058	3,357	1,742
Stoves . . . "	7,865	4,617	3,484	2,235	2,041	43,703	20,520	23,864	18,340	12,722
Other sorts . . . Value	—	—	—	—	—	25,60,644	21,48,335	12,40,210	11,28,259	12,03,320
Total of Hardware, etc. . . "	—	—	—	—	—	62,05,766	45,13,831	25,05,136	25,05,294	26,54,974

## No. 12—continued

## IMPORTS—continued

PRINCIPAL AND OTHER ARTICLES	QUANTITY					VALUE				
	1929-30	1930-31	1931-32	1932-33	1933-34	1929-30	1930-31	1931-32	1932-33	1933-34
<b>BURMA—continued</b>										
<b>RANGOON—continued</b>										
Instruments, Apparatus, and Appliances, and parts thereof—										
Electrical, including telegraph and telephone apparatus not being machinery—										
Electric fans and parts thereof	Value	—	—	—	—	1,59,331	1,05,448	84,253	20,069	49,151
Electric wires and cables—										
Rubber, insulated	"	—	—	—	—	—	—	—	—	—
Insulations, other than rubber	"	—	—	—	—	3,25,808	2,02,037	1,97,758	1,70,029	1,34,062
Telegraph and telephone wires and cables	"	—	—	—	—	1,17,609	45,246	26,172	39,154	27,802
Baro copper wire (Electrolytic)	"	—	—	—	—	..	4,109	17,098	..	461
other than telegraph and telephone wires (b)	Cwts.	—	258	1,128	701	431	46,823	20,421	44,324	22,895
Telegraph and telephone instruments and apparatus	Value	—	—	—	—	—	—	—	—	—
Electric lamps and parts thereof—										
Electric glow lamps		—	—	—	—	—	—	—	—	—
Gas filled Electric bulbs (b)	No.	—	—	92,721	139,365	153,431	—	—	83,001	91,516
Vacuum Electric bulbs (b)	"	—	—	229,920	391,510	588,011	—	—	91,072	1,05,382
Electric bulbs for torches	"	—	—	454,671	779,838	1,238,584	—	—	43,401	63,067
Flash lights, etc. (a)	"	89,870	103,100	—	—	—	2,96,639	2,72,649	—	—
Standard lighting lamps (a)	"	489,995	537,971	—	—	—	2,75,619	—	—	—
Other sorts	"	37,528	28,719	97,903	133,135	104,694	19,067	3,25,057	16,634	1,12,433
Parts and accessories of electric lamps	Value	—	—	—	—	—	—	—	—	—
Batteries	"	—	—	—	—	—	1,51,467	1,62,585	30,143	36,552
Electric lighting accessories and fittings (including switches)	"	—	—	—	—	—	5,44,696	4,91,782	5,42,563	3,43,966
Electrical instruments (other than telegraphic and telephonic)—										
Meters	"	—	—	—	—	—	1,20,197	79,706	46,311	27,660
Others	"	—	—	—	—	—	—	—	—	—
Electrical goods and apparatus not enumerated	"	—	—	—	—	—	67,713	44,261	14,686	37,087
	"	—	—	—	—	—	3,598	8,608	..	..
Musical—										
Pianos and Piano-players, complete	No.	—	—	—	—	—	3,28,882	2,02,132	2,38,424	1,40,574
Talking machines and accessories—										
Talking Machines	"	62	30	22	17	9	44,392	26,206	15,100	11,225
Records	"	2,144	2,735	1,521	1,146	4,443	68,688	97,743	54,032	55,032
Accessories	Value	66,185	76,632	80,430	49,508	19,135	64,692	79,163	78,556	45,500
Other sorts (including parts of musical instruments)	"	—	—	—	—	—	45,773	21,734	34,930	32,509
Optical	"	—	—	—	—	—	87,604	75,827	30,666	40,762
Photographic—										
Cinematograph films										
Raw films i.e., Length blank films, etc. in feet.		2,015,034	1,195,687	353,140	401,769	176,012	76,502	76,681	16,209	29,284
Exposed films	"	596,956	992,366	392,260	429,650	191,470	58,997	95,429	30,932	39,857
Photographic other than cinematograph films	Value	—	—	—	—	—	2,76,697	2,42,156	1,84,102	1,46,443
Scientific, and philosophical	"	—	—	—	—	—	1,29,132	96,665	1,19,080	32,100
Surgical	"	—	—	—	—	—	1,11,311	1,03,421	57,459	58,683
Wireless apparatus	"	—	—	—	—	—	31,555	68,001	49,400	42,607
Other kinds	"	—	—	—	—	—	1,76,632	1,05,746	1,92,625	1,62,333
Total of Instruments, etc.	"	—	—	—	—	—	37,33,134	33,34,343	24,60,825	19,12,848
Jewellery (excluding imitation jewellery and precious stones and pearls, unset), also plates of gold and silver—										
Jewellery	"	—	—	—	—	—	1,51,211	1,03,621	12,801	10,985
Plate of gold and silver	"	—	—	—	—	—	1,03,322	1,09,179	39,515	43,080
Total of Jewellery, etc.	"	—	—	—	—	—	2,54,533	2,12,800	51,316	53,465
Leather—										
Hides, tanned or dressed <sup>(a)</sup>	No.	5=2,740	1=1,020	2=760	4=1,824	(Cwts)8=204	38,863	13,398	4,645	8,566
Skins, tanned or dressed	"	2=2,558	5=3,649	3=2,146	4=2,482	2=2,480	22,803	30,684	20,918	28,265
Unwrought <sup>(b)</sup>	Cwts.	53	49	29	97	104	19,942	23,592	14,359	30,136
Leather cloth (including artificial leather)	Sq. yds.	25,845	13,132	11,818	19,312	11,023	34,751	19,373	11,487	20,016

(a) Discontinued from 1931-32 and shown under new heads as above.

(b) Quantity recorded from 1930-31.

\* Discontinued from 1929-30. For new heads see below.



TRADE AT CHIEF PORT  
RANGOON

( 186 )

No. 12—continued  
IMPORTS—continued

PRINCIPAL AND OTHER ARTICLES	QUANTITY					VALUE				
	1929-30	1930-31	1931-32	1932-33	1933-34	1929-30	1930-31	1931-32	1932-33	1933-34
<b>BURMA—continued</b>						R	R	R	R	R
<b>RANGOON—continued</b>										
<b>Leather—continued</b>										
Manufactures (excluding boots and shoes and belting for machinery)—Bags and trunks . Cwts.	91	76	33	20	35	35,615	17,490	5,704	5,664	9,024
Other sorts . "	188	221	156	219	249	45,205	55,688	40,606	57,925	53,858
Total of Leather . Value	—	—	—	—	—	1,97,274	1,60,928	97,609	1,40,531	1,29,861
<b>Liquors, including denatured and perfumed spirits—Ale, beer, and port—</b>										
Ale and beer— in bottles . Liq. galls.	682,167	592,186	413,105	367,596	367,755	19,25,499	17,07,495	12,17,680	10,57,942	9,27,400
„ bulk . "	..	25,830	40,326	20,353	9,748	..	30,057	44,670	22,392	10,551
Stout and porter— in bottles . "	63,244	42,279	22,028	26,677	25,228	3,23,214	2,10,517	1,58,601	1,04,281	82,860
Cider and other fermented liquors . "	162	607	624	483	503	1,093	3,319	3,167	2,721	3,052
<b>Spirit—</b>										
Brandy . { Liq. galls.	66,218	59,350	19,985	16,063	12,597	7,19,148	6,62,084	2,37,681	2,34,146	1,80,995
Proof galls.	51,044	45,695	15,327	12,275	9,579					
Gin . { Liq. galls.	8,308	9,932	7,399	6,994	6,320	73,206	85,770	62,865	59,282	55,293
Proof galls.	6,071	7,261	5,995	5,065	4,598					
Liqueurs . Liq. galls.	821	1,650	773	717	557	13,194	24,114	12,225	13,592	10,391
Rum . { Liq. galls.	2,911	1,908	225	2	31	4,568	3,161	1,032	19	380
Proof galls.	4,695	3,088	263	1	22					
Whisky . { Liq. galls.	58,465	50,494	43,592	37,299	34,664	9,97,628	10,23,270	7,22,028	6,01,064	5,00,598
Proof galls.	44,276	45,214	32,131	28,315	26,274					
Spirit, present in drugs, medicines, or chemicals.	15,974	12,984	9,740	9,131	10,900	4,26,617	3,73,650	2,79,995	2,76,723	3,21,212
Spirit, perfumed . "	1,468	1,714	986	622	905	1,66,085	1,71,647	80,620	95,732	1,11,035
<b>Spirit, denatured—</b>										
Spirit, denatured at Customs house immediately on arrival or before clearance . "	96,714	75,930	77,315	85,499	51,574	1,04,383	83,867	78,665	80,186	44,271
Other sorts . "	15,187	10,105	5,545	3,858	7,409	2,88,627	1,81,768	1,11,901	92,861	91,115
Total of Spirit . "	266,051	233,127	165,565	160,255	124,975	27,88,408	25,09,643	15,97,032	14,53,610	13,87,899
<b>Wines—</b>										
Champagne and other sparkling wines . "	1,778	2,060	708	1,100	940	31,656	53,632	17,611	30,662	28,303
Port . . "	2,827	2,411	1,534	1,144	911	37,251	32,622	18,405	14,351	10,954
Still red wines, other than port . . "	8,259	8,693	5,695	4,735	4,937	51,406	57,725	20,434	34,603	29,754
Sherry, Maderia, and Marsala . "	1,092	1,110	1,026	1,275	1,610	15,993	17,242	15,026	22,691	27,574
Other sorts, including vermouth and ginger wine . "	12,810	12,596	8,725	8,074	7,572	72,491	71,273	50,980	54,807	56,121
Total of Wines . "	26,765	27,870	17,688	16,328	15,970	2,16,665	2,32,494	1,32,146	1,57,199	1,52,706
Total of Liquors . "	1,088,389	921,849	689,730	591,695	543,999	52,54,832	47,93,525	31,53,386	27,98,055	25,64,477
<b>Machinery and Millwork—</b>										
Prime-movers (other than electrical)—Locomotives (including those for railways)—										
Steam Engines . No.	33	7	1	2	..	6,76,508	46,922	6,071	9,847	..
Parts of Steam Engines . Value	—	—	—	—	—	1,29,812	1,17,690	23,047	..	..
Railway locomotive engines and tenders and parts . "	—	—	—	—	—	37,48,445	..	..	..	..
Others . . . "	—	—	—	—	—	14	..	8,383	55,194	51,985

## No. 12—continued

## IMPORTS—continued

PRINCIPAL AND OTHER ARTICLES	QUANTITY					VALUE				
	1929-30	1930-31	1931-32	1932-33	1933-34	1929-30	1930-31	1931-32	1932-33	1933-34
BUERMA—continued										
RANGOON—continued										
Machinery and Mill-work—continued										
Prime-movers (other than electrical)—continued										
Other than locomotives—										
Gas engines . . . . . No.	123	21	11	4	7	92,543	80,717	36,276	10,848	14,005
Parts of gas engines . . . . . Value	—	—	—	—	—	27,303	40,800	1,04,445	15,420	8,187
Oil Engines . . . . . No.	204	243	70	97	67	4,16,767	5,69,369	2,94,388	1,81,556	2,14,840
Parts of oil engines . . . . . Value	—	—	—	—	—	1,78,817	1,42,661	67,289	72,031	80,148
Steam Engines . . . . . No.	85	32	13	8	8	3,70,635	2,68,116	36,176	8,311	1,826
Parts of Steam Engines . . . . . Value	—	—	—	—	—	3,05,629	49,768	68,370	10,170	9,299
Others . . . . . " "	—	—	—	—	—	19,908	12,282	803	—	6,113
Electrical machinery of all kinds, not including instruments, apparatus, appliances, and parts thereof—										
Control and Switch gear . . . . . " "	—	—	—	—	—	5,36,853	2,62,900	5,50,209	1,29,108	1,14,060
Generators, alternators, and dynamos . . . . . " "	—	—	—	—	—	1,45,854	1,42,607	88,540	55,944	32,714
Motors . . . . . " "	—	—	—	—	—	2,31,245	2,13,710	4,09,226	83,629	66,186
Transformers . . . . . " "	—	—	—	—	—	1,73,182	85,707	55,938	54,884	8,083
Turbo-generating sets . . . . . " "	—	—	—	—	—	10,416	2,02,543	3,11,132	2,34,358	20,922
Other kinds . . . . . " "	—	—	—	—	—	5,59,881	9,29,242	3,06,750	2,41,108	1,59,789
Machinery, not being prime-movers or electrical machinery—										
Aerated water making machinery . . . . . " "	—	—	—	—	—	1,17,127	15,016	12,030	7,341	2,946
Agricultural machinery—										
Agricultural tractors and parts . . . . . " "	—	—	—	—	—	1,18,505	1,02,460	77,350	71,086	41,734
Ploughs and parts . . . . . " "	—	—	—	—	—	8,270	10,348	832	3,030	—
Others . . . . . " "	—	—	—	—	—	52,348	21,006	1,032	3,266	2,753
Boilers . . . . . " "	—	—	—	—	—	6,64,634	5,47,854	4,59,910	1,49,902	1,87,438
Metal working machinery (including machine tools) . . . . . " "	—	—	—	—	—	4,88,072	5,75,338	2,50,665	80,300	1,71,130
Mining machinery . . . . . " "	—	—	—	—	—	35,99,029	55,67,907	55,50,296	29,45,210	22,61,251
Oil crushing and refining machinery . . . . . " "	—	—	—	—	—	6,17,289	22,15,310	22,52,116	4,52,747	10,72,462
Paper mill machinery . . . . . " "	—	—	—	—	—	22,033	—	—	—	—
Pumping Machinery (a) . . . . . " "	—	—	—	—	—	—	—	—	—	3,52,442
Refrigerating machinery . . . . . " "	—	—	—	—	—	2,13,377	5,67,167	49,399	23,846	21,518
Rice and flour mill machinery . . . . . " "	—	—	—	—	—	5,66,287	6,97,408	1,61,255	1,54,591	88,031
Saw mill and wood working machinery . . . . . " "	—	—	—	—	—	2,58,707	3,63,133	81,948	1,28,561	1,45,073
Sewing and knitting machines and parts thereof—										
Sewing and knitting machines . . . . . No.	3,725	4,375	2,573	2,346	4,274	3,77,040	5,08,093	3,20,801	2,49,103	3,66,156
Parts of sewing and knitting machines and accessories . . . . . Value	—	—	—	—	—	7,69,798	52,845	57,552	84,260	71,099
Sugar Machinery . . . . . " "	—	—	—	—	—	11,308	1,084	1,157	3,248	56,816
Textile machinery—										
Cotton—										
Cotton spinning machinery . . . . . " "	—	—	—	—	—	92,319	21,137	23,047	26,117	19,852
Other sorts of cotton machinery . . . . . " "	—	—	—	—	—	1,246	3,514	125	7,722	3,715
Othersorts . . . . . " "	—	—	—	—	—	5,331	2,431	7,884	7,860	13,514
Typewriters—										
Typewriters . . . . . No.	2,944	1,529	270	140	88	2,54,946	1,91,240	31,694	20,508	9,649
Parts and accessories . . . . . Value	—	—	—	—	—	18,772	20,499	19,284	14,696	14,120
Other sorts of machinery (excluding printing machinery) . . . . . " "	—	—	—	—	—	25,59,707	10,70,539	8,74,984	8,47,084	9,34,815
Total of Machinery and Millwork . . . . . " "	—	—	—	—	—	1,84,60,517	1,56,54,944	1,27,03,998	64,49,350	66,24,580
Manures—										
Sulphate of ammonia . . . . . Tons	356	60	—	—	—	54,281	8,692	—	—	—
Other sorts . . . . . " "	249	1,046	—	—	—	40,346	1,54,260	—	—	—
Nitrogenous* . . . . . " "	—	—	15	11	18	—	—	2,108	1,193	1,858
Phosphatic* . . . . . " "	—	—	—	—	20	—	—	—	—	1,099
Superphosphate . . . . . " "	—	—	—	—	—	—	—	—	—	—
Compounds*—										
Amonium phosphate* . . . . . " "	—	—	29	180	23	—	—	8,902	27,444	2,432
Others* . . . . . " "	—	—	23	50	—	—	—	11,858	4,456	2
Other kinds (excluding Oil cakes) . . . . . " "	151	—	—	—	—	32,481	203	—	—	—
Total of Manures . . . . . " "	756	1,106	67	211	61	1,27,988	1,63,155	23,868	33,093	5,391
Matches—										
Safety . . . . . Gross of Boxes	236,598	21,555	315	1,554	1,487	2,67,675	35,260	983	2,255	3,081
Match-making materials—										
Mats and wadding, except cork and rubber . . . . . Sq. Yds.	840,517	264,532	162,011	183,712	164,090	1,08,835	71,393	39,568	33,534	25,103

\*Separately recorded from 1931-32.  
(a) " " " " 1933-34.

TRADE AT CHIEF PORT  
RANGOON

( 188 )

No. 12—continued  
IMPORTS—continued

PRINCIPAL AND OTHER ARTICLES	QUANTITY					VALUE				
	1929-30	1930-31	1931-32	1932-33	1933-34	1929-30	1930-31	1931-32	1932-33	1933-34
BURMA—continued										
RANGOON—continued										
Metals and Ores—										
Aluminium—										
Unwrought . Cwts.	(56 lbs.)	1	..	..	..	34	173	..	..	..
Wrought—										
Circles . . . . .	11,877	8,327	4,607	2,031	2,068	8,97,973	6,27,017	3,01,088	1,44,510	2,17,210
Sheets . . . . .	252	69	24	..	..	18,259	5,426	1,843	..	..
Other manufac- tures . . . . .	583	488	289	150	113	74,649	51,034	23,146	10,236	14,230
Total of Alumi- nium . . . . .	12,712	8,886	4,920	2,190	3,081	9,00,015	6,85,509	3,26,076	1,60,745	2,31,440
Antifriction metal . . . . .	890	200	338	230	661	52,584	30,710	15,854	16,023	34,142
Brass, Bronze, and similar alloys and manufactures thereof—										
Unwrought . . . . .	84	06	62	42	40	4,234	3,686	2,540	1,284	1,921
Wrought—										
Mixed or yellow metal, for sheathing . . . . .	1,138	1,184	512	1,243	900	65,017	56,320	20,046	44,409	33,035
Rods . . . . .	430	498	226	071	437	20,582	21,747	6,029	17,455	14,625
Other sorts . . . . .	1,803	1,510	1,255	1,050	1,439	2,00,517	1,29,207	1,03,481	76,458	87,018
Total of Brass, Bronze, etc. . . . .	3,543	3,288	2,055	3,006	2,912	2,90,850	2,10,969	1,97,946	1,39,696	1,36,809
Copper—										
Ore . . . . . Tons	5,597	..	..	..	..	2,08,846	..	..	..	..
Old for remanufacture . . . . . Cwts.	..	..	..	50	..	..	..	..	1,251	..
Unwrought—										
Tiles, ingots, cakes, bricks, and slabs . . . . .	998	760	230	00	100	50,690	41,753	12,309	2,390	5,731
Wrought—										
Sheets . . . . .	256	623	232	149	225	15,924	35,868	13,801	6,803	9,422
Tubes . . . . .	184	140	46	45	..	16,544	11,494	2,824	2,406	..
Other manufac- tures . . . . .	402	470	192	345	427	39,567	52,956	15,147	19,011	22,603
Total of Copper . . . . .	113,778	2,002	700	649	812	3,31,580	1,42,076	43,591	32,570	38,055
Iron—										
Pig Manufactures—										
Angle, bolt, and rod . . . . . Tons	919	526	145	196	393	63,791	36,836	9,097	14,700	20,440
Bars and channels . . . . .	150	7	1	2	1	17,541	1,450	222	354	72
Rice bowls . . . . .	2,451	1,766	326	179	141	2,72,680	1,72,240	31,410	15,816	13,514
Rice bowls . . . . .	76	60	31	65	57	30,943	24,449	13,615	26,590	18,835
Total of Iron . . . . .	3,596	2,359	503	442	592	3,84,955	2,35,025	55,214	67,460	61,867
Steel—										
Angle and Tee . . . . .	3,290	2,577	959	726	578	4,09,327	3,07,718	1,06,523	79,059	68,023
Spring . . . . .	70	1	..	20	..	11,608	837	225	3,394	163
Bars other than cast steel . . . . .	9,317	5,064	2,342	3,301	2,526	11,01,700	6,44,727	2,63,072	3,36,788	2,78,670
Cast—										
Tool, steel—										
High speed . . . . .	176	116	20	55	50	1,66,143	1,00,520	16,358	63,828	59,258
Carbon . . . . .	7	6	1	3	4	31,614	6,305	11,602	3,084	1,414
Cast steel bars . . . . .	119	64	10	4	42	24,122	21,345	3,586	1,803	16,800
Other cast steel ingots, blooms, billets, and slabs . . . . .	2	..	..	80	55	1,089	..	..	5,277	8,722
Slabs . . . . .	58	55	45	5	2	10,412	8,491	6,566	773	370
Total of Steel . . . . .	13,043	8,472	3,376	4,144	3,367	17,56,114	10,89,943	4,07,932	4,04,906	4,33,434
Iron or steel—										
Anchors and cables . . . . .	286	202	118	123	102	1,70,663	1,00,287	51,221	71,727	1,00,415
Beams, pillars, channels, girders, and bridge-work . . . . .	10,627	6,544	3,891	999	1,407	21,21,761	13,16,531	7,50,674	1,21,451	2,17,945
Bolts and nuts . . . . .	653	911	459	381	490	2,17,851	2,62,820	1,27,259	1,24,448	1,40,993
Fencing materials (including fencing wire) . . . . .	993	415	162	379	378	2,65,988	1,13,787	42,393	64,833	89,156
Hoops and strips . . . . .	680	648	339	589	735	1,01,506	84,228	42,974	80,520	1,11,366
Nails, rivets, and washers (excluding wire nails) . . . . .	1,809	1,175	1,345	787	903	5,14,596	3,35,028	4,17	2,48,633	2,94,714
Pipes and fittings, cast . . . . .	984	646	168	232	202	3,73,196	2,07,910	88,766	84,712	60,776

## No. 12—continued

## IMPORTS—continued

PRINCIPAL AND OTHER ARTICLES	QUANTITY					VALUE				
	1920-30	1930-31	1931-32	1932-33	1933-34	1929-30	1930-31	1931-32	1932-33	1933-34
BURMA—continued						R	R	R	R	R
BANGOON—continued										
Metals and Ores—concluded										
Iron or steel—continued										
Balls, chairs, and fishplates (in- cluding those for railways) . Tons	2,150	1,102	275	197	115	5,46,290	2,10,680	43,237	57,325	24,670
Screws—										
Wood Screws . "	100	68	65	73	61	70,819	39,063	41,196	44,500	33,772
Metal thread Screws . "	1	3	..	..	..	1,404	2,992	735	91	278
Sheets and plates—										
Galvanised—										
Corrugated . "	12,214	12,049	5,857	6,588	5,211	33,32,350	32,57,176	12,53,044	12,07,214	11,80,500
Plain . . "	1,945	1,430	1,005	1,044	887	4,11,627	3,12,419	1,90,500	2,00,600	1,73,005
Tinned—										
Tin plates . "	2,554	2,653	1,175	548	790	9,18,339	7,30,153	3,11,561	1,45,106	2,12,873
Not galvanised or tinned—										
Sheets up to 1/4" thick . "	2,846	3,317	968	2,058	3,154	4,53,466	4,75,526	1,35,071	2,74,402	5,21,995
Plates over 1/4" thick . "	3,202	2,861	719	492	1,094	4,27,133	3,88,104	91,941	60,140	1,36,280
Tubes, pipes and fittings, wrought . "	4,341	3,366	2,970	1,781	3,862	13,90,465	11,72,375	9,01,090	5,44,330	10,41,096
Wire nails . "	4,212	2,690	2,470	3,325	2,925	7,14,638	3,94,900	3,73,322	7,20,014	4,92,240
Wire rope—										
Black . . "	299	422	289	224	333	1,95,545	2,74,955	1,07,069	1,45,840	2,02,624
Galvanised . "	191	171	110	135	126	1,24,233	1,01,509	64,677	75,043	71,600
Wire, other than fencing wire . "	685	595	625	502	529	1,33,493	1,13,619	1,21,651	98,255	94,238
Other manufac- tures of iron or steel . . "	1,551	1,434	1,017	638	555	5,31,332	6,35,968	3,35,768	2,13,103	1,62,323
Total of Iron or Steel . . "	52,323	42,710	24,043	21,600	24,439	1,29,55,989	1,05,36,416	55,90,321	47,08,003	53,47,899
Lead—										
Unwrought . Cwts.	(a) 102	462	100	10	..	1,928	7,264	1,264	74	..
Wrought— Pipes and tubes . "	558	826	262	..	..	11,966	15,498	3,909	..	..
Sheets . "	1,779	1,575	761	479	690	36,062	25,080	9,192	5,593	7,998
Other sorts . "	139	182	55	272	234	3,980	4,928	1,599	4,447	5,447
Total of Lead . "	2,578	3,045	1,178	761	974	53,936	52,779	15,964	10,119	13,445
Quicksilver Lbs.	7,485	8,465	6,787	12,001	7,017	30,184	34,412	28,877	41,395	19,040
Solder . Cwts.	979	1,178	589	858	692	80,040	65,004	31,558	44,269	55,231
Tin—										
Unwrought (blocks, ingots, bars, and slabs) . "	1,115	763	581	651	414	2,23,759	1,06,625	67,088	87,906	62,567
Wrought . "	29	6	1	..	2	2,413	1,260	95	..	1,124
Total of Tin . "	1,145	769	582	651	416	2,31,172	1,07,885	67,183	87,906	63,691
Zinc or Spelter—										
Unwrought . "	17,640	12,954	8,487	13,320	12,026	3,56,575	1,80,323	75,695	1,40,700	1,40,301
Wrought or manufactured . "	11,688	11,853	7,001	6,302	7,521	3,08,005	2,27,430	1,24,726	1,14,874	1,37,860
Other sorts . "	16	..	..	..	..	449	..	..	..	..
Total of Zinc or Spelter . "	29,344	24,807	15,548	19,622	19,547	6,65,029	4,07,753	2,00,421	2,55,574	2,84,161
Metals, unenu- merated . "	2,013	2,535	1,026	2,102	1,899	2,00,224	2,74,407	1,53,717	2,47,768	2,53,828
Ores, unenu- merated . Tons	..	..	..	..	..	..	125	..	..	..
Total of Metals . "	71,715	55,837	29,271	27,695	29,341	1,78,33,211	1,38,62,888	71,34,684	62,97,334	69,72,932
Total of Ores . "	5,597	..	..	..	..	2,08,861 (a)	125	..	..	..
Total of Metals and Ores . "	77,312	55,837	29,271	27,695	29,341	1,80,42,072	1,38,63,013	71,34,684	62,97,334	69,72,932

(a) Includes "Lead Ore" (2 cwts.) valued at Rs. 15.

PRINCIPAL AND OTHER ARTICLES	QUANTITY					VALUE				
	1929-30	1930-31	1931-32	1932-33	1933-34	1929-30	1930-31	1931-32	1932-33	1933-34
DUEMA—continued										
RANGOON—continued										
Oils—										
Animal—										
Fish oil Cwts. & Galls.	71=898	80=1,009	1,237=10,018	11,125= 13,446	7,466=92,941	2,577	1,035	13,324	1,51,606	95,054
Other sorts "	0=4	..	0=1	12=148	1=13	75	..	20	395	70
Total of Animal oils ..	71=902	80=1,009	1,237=10,019	11,137= 1,38,594	7,467= 12,954	2,652	1,035	13,344	1,52,001	95,124
Essential—										
Synthetic Lbs. & Galls.	311=34	438=49	65=7	870=96	2,918=322	1,132	1,370	482	5,724	16,336
Natural—										
Peppermint ..	3,581=397	233=33	310=90	2,163=240	488=54	23,785	1,504	4,077	8,212	1,606
Other sorts ..	16,844=1,866	14,873= 1,648	9,400=1,044	16,327=1,807	18,518=2,050	51,800	42,740	23,413	32,220	16,873
Total of Essential Oils ..	20,736=2,297	15,594= 1,730	10,375=1,141	19,360= 2,143	21,924=2,420	79,517	45,614	27,922	46,165	43,816
Mineral—										
Fuel oils . Tons & Galls.	94,779= 23,533,819	71,938= 18,004,598	35,637= 8,822,246	21,096= 5,250,833	7,414= 1,845,347	31,70,812	24,22,278	11,77,710	7,01,342	2,44,637
Kerosene—										
In tins . Galls.	809,971	812,055	772,106	678,045	977,103	6,64,734	6,07,121	6,11,677	5,21,951	7,43,684
Lubricating oils ..	420,513	579,639	372,194	420,801	537,707	7,09,930	11,23,926	7,05,013	7,91,505	8,68,293
White Oil ..	233,851	187,141	62,648	5,591	10,539	2,12,730	1,82,065	65,165	5,038	6,179
Other kinds ..	85,762	65,220	44,706	17,333	5,633	1,53,774	1,13,116	87,306	44,112	9,777
Total of Mineral Oils ..	25,138,616	19,648,653	10,133,900	6,372,403	3,426,334	50,01,980	45,08,505	27,36,871	20,63,046	18,72,210
Mineral Grease in- cluding petro- leum jelly (d) . lbs.	—	—	133,240	179,463	170,294	—	—	37,190	46,909	88,528
Vegetable, non-essen- tial—										
Coconut Cwts. & Galls.	4,111=51,188	1,740= 21,649	17,769= 220,371	77,779= 967,907	83,381= 1,017,621	1,15,711	2,043	3,48,968	11,82,783	11,40,970
Linseed ..	676=8,410	564=7,046	466=5,816	408=5,001	296=3,701	25,512	21,156	17,466	12,724	8,032
Other sorts ..	1,237=15,397	938=11,703	1,027=12,771	6,039=75,189	4,359=54,263	47,091	32,301	26,036	78,104	51,543
Total of Vegetable Oils ..	6,023= 74,995	3,242= 40,398	19,202= 238,958	84,226= 1,048,187	88,036= 1,035,585	1,89,314	95,500	3,87,470	12,73,611	12,09,593
Total of Oils . Galls.	25,216,310	19,691,790	10,404,822	7,581,267	4,636,522	52,72,463	46,51,254	32,08,797	35,82,932	32,51,102
Oil-cloth and door-cloth . Sq. Yds.	377,969	269,974	156,046	198,378	204,897	2,97,937	1,83,116	98,937	1,21,650	97,673
Packing—Engine and Boiler—of all kinds, exclud- ing asbestos . Value	—	—	—	—	—	37,807	43,591	23,339	33,804	27,850
Paints and Painters' materials—										
Paints and Colours—										
Barytes Cwts.	41,379	51,711	4,943	20,336	38,508	1,09,994	1,36,612	13,222	42,887	81,074
Blue paint or Paris blue ..	546	1,282	1,088	1,399	2,056	37,203	78,010	60,096	64,004	89,174
Enamels prepared (c) ..	2,299	—	—	—	—	1,43,325	—	—	—	—
Graphite ..	403	413	451	565	410	8,745	9,647	8,256	8,044	6,401
Red lead—										
Genuine, dry ..	8,936	1,402	1,629	3,290	2,867	90,537	87,792	35,888	60,548	46,855
Reduced ..	..	102	475	33	10	..	2,079	9,235	551	172
White lead—										
Genuine, dry ..	778	295	194	646	587	24,277	9,280	5,714	17,644	15,548
Reduced ..	..	3	33	..	..	..	91	922	..	..
Genuine, moist ..	119	483	379	39	180	8,373	14,438	10,839	610	3,874
Reduced ..	817	2,026	1,039	1,331	338	26,367	69,140	53,344	36,764	9,637
Zinc, white—										
Genuine, dry ..	50	244	92	384	213	1,261	5,767	2,799	7,076	6,040
Reduced ..	..	8	53	3	5	..	348	1,352	132	160
Genuine, moist ..	3,998	3,779	2,710	2,617	1,837	1,44,402	1,30,241	90,269	80,456	54,931
Reduced ..	165	333	105	214	708	6,448	8,038	1,981	7,282	18,210
Other sorts ..	21,808	—	—	—	—	6,14,616	—	—	—	—
White, dry (b) ..	—	109	22	..	—	—	2,184	335	..	..
Coloured, dry (b) ..	—	2,809	1,554	1,277	887	—	87,587	30,166	62,711	55,466
White, moist (b) ..	—	297	45	55	137	—	6,641	1,378	1,177	2,061
Coloured, moist (b) ..	—	9,964	6,496	5,664	6,404	—	3,13,027	1,66,459	1,53,031	1,70,640

(b) Separately recorded from 1930-31.  
(d) Separately recorded from 1931-32.

(c) Shown under "Varnish" from 1930-31.

No. 12—continued  
IMPORTS—continued

PRINCIPAL AND OTHER ARTICLES	QUANTITY					VALUE				
	1929-30	1930-31	1931-32	1932-33	1933-34	1929-30	1930-31	1931-32	1932-33	1933-34
<b>BURMA—continued</b>						R	R	R	R	R
<b>RANGOON—continued</b>										
Paints and Painters' materials— <i>continued</i>										
Painters' materials (other than paints and colours)—										
Turpentine—										
Genuine turpentine Cwts.	810	721	500	397	404	29,135	26,661	19,667	16,807	16,734
Turpentine substitute "	28	63	10	25	28	481	1,286	193	633	573
Varnish "	3,026	—	—	—	—	1,32,656	—	—	—	—
Enamel (a) "	—	2,051	1,100	2,002	1,793	—	1,33,229	73,407	1,02,257	90,941
Other kinds (a) "	—	2,559	1,794	2,086	2,135	—	1,13,570	63,128	71,817	66,110
Other kinds Value	—	—	—	—	—	30,581	37,371	25,207	24,726	21,741
Total of Paints and Painters' materials	—	—	—	—	—	14,04,016	12,18,951	6,82,574	7,59,171	7,01,331
<b>Paper and Pasteboard—</b>										
<b>Paper—</b>										
Packing paper Cwts.	30,604	21,730	11,656	23,558	16,258	4,68,419	3,15,492	1,81,570	3,41,214	2,16,757
Printing paper—										
News printing "	31,107	27,259	25,615	28,164	31,286	4,36,619	4,15,930	3,50,617	3,64,446	3,33,071
Other sorts "	11,824	9,615	6,398	9,771	8,015	2,30,071	1,62,035	99,591	1,29,581	97,044
Writing paper in large sheets {	52,199	46,701	37,847	41,382	38,003	2,42,573	2,13,214	1,52,330	1,43,129	1,22,413
Beam = Cwts.	—	—	—	—	—					
Note and letter paper and envelopes Cwts.	5,063	1,341	795	985	905	1,82,308	74,140	42,131	62,634	55,574
Envelopes imported separately "	1,295	1,176	1,642	941	1,042	56,916	58,120	75,841	35,744	35,310
Old newspapers in bales and bags "	172,424	162,047	134,238	163,225	161,427	3,74,658	7,32,331	5,72,435	7,65,504	7,41,522
Other kinds of paper "	13,000	12,661	13,978	8,393	9,486	3,73,655	3,29,976	3,19,474	2,04,312	2,17,479
Paper manufactures "	2,668	3,631	3,052	3,542	3,697	1,37,209	2,46,525	2,02,191	2,20,109	1,95,324
Pasteboard, millboard, and cardboard of all kinds—										
Straw boards "	10,374	4,323	4,770	13,048	8,050	77,968	29,823	31,687	1,00,794	37,558
Other kinds "	2,283	1,553	1,021	1,706	2,635	51,265	31,570	38,790	30,934	46,133
Manufactures of pasteboard, millboard and cardboard "	213	454	459	404	349	19,199	21,104	22,512	20,201	10,518
Total value of paper and pasteboard	290,146	254,399	211,489	261,051	249,842	81,89,856	26,32,257	20,89,529	24,08,691	21,08,713
Paraffin Wax Tons	191	271	80	84	83	64,718	87,205	24,360	28,641	23,690
Perfumery (not being perfumed spirit) Value	—	—	—	—	—	65,959	50,472	81,134	31,406	28,761
Pitch and Tar—										
Coal tar and pitch Cwts.	9,381	7,422	10,166	10,075	14,638	59,867	49,399	53,274	45,804	57,804
Stockholm tar and pitch "	571	566	887	627	794	7,306	7,218	12,528	8,737	10,195
Total of Pitch and Tar	9,952	7,988	11,053	10,702	15,432	67,173	56,612	65,802	54,541	67,999
Plants, living, including bulbs and seeds for sowing Value	—	—	—	—	—	17,346	21,100	20,046	20,365	19,241
<b>Polishes—</b>										
Polishes and compositions for application to leather "	—	—	—	—	—	72,809	66,514	55,566	61,669	69,425
Polishes and compositions for application to metals, etc. "	—	—	—	—	—	34,518	21,374	35,521	32,286	20,408
Other sorts "	—	—	—	—	—	38,315	23,375	27,654	26,796	29,917
Total of Polishes, etc.	—	—	—	—	—	1,40,142	1,16,263	1,18,741	1,20,751	1,28,840
<b>Precious Stones and Pearls, unset—</b>										
Diamonds "	—	—	—	—	—	13,65,396	2,93,756	26,279	62,640	1,76,249
Other Precious stones "	—	—	—	—	—	99,769	1,48,076	1,23,544	62,770	33,538
Pearls "	—	—	—	—	—	9,140	6,429	10	..	4,103
Total of Precious stones, etc.	—	—	—	—	—	14,74,305	4,48,261	1,49,833	1,45,410	2,13,890
<b>Printing and Lithographing machinery and materials (excluding paper)—</b>										
Printing and lithographing presses "	—	—	—	—	—	41,467	12,407	16,826	736	11,421
Printing type Cwts.	335	101	63	37	38	41,612	17,501	10,597	5,637	4,291
Printers' and Lithographer's ink Value	—	—	—	—	—	41,924	20,607	16,089	15,734	19,093
Other materials "	—	—	—	—	—	84,491	38,973	81,883	25,755	35,855
Total of Printing, and Lithographing machinery	—	—	—	—	—	2,09,497	89,688	75,395	47,862	70,630

(a) Separately recorded from 1930-31.

TRADE AT CHIEF PORT  
RANGOON

( 192 )

No. 12—continued  
IMPORTS—continued

PRINCIPAL AND OTHER ARTICLES	QUANTITY					VALUE				
	1929-30	1930-31	1931-32	1932-33	1933-34	1929-30	1930-31	1931-32	1932-33	1933-34
BURMA—continued RANGOON—continued Prints, Engravings and Pictures . . . Value	—	—	—	—	—	R 12,612	R 20,549	R 34,536	R 10,712	R 2,004
Provisions and Oil- man's stores— Bacon and hams . . Cwts.	1,761	1,942	1,617	1,530	1,493	2,03,443	2,11,236	1,41,255	1,22,500	1,25,475
Biscuits and cakes	30,510	22,202	14,546	15,352	13,993	22,18,904	16,43,064	10,48,338	9,83,805	7,86,034
Butter (including canned) . . .	1,132	987	909	934	1,092	2,21,707	1,82,020	1,50,915	1,45,857	1,45,314
Canned and bot- tled provi- sions (not specified else- where)—										
Canned or bottled fruits . . .	8,920	10,792	7,086	5,764	5,777	3,09,285	3,05,670	2,11,310	1,67,435	1,66,604
Tinned or canned fish . .	71,208	49,008	13,282	16,106	10,168	19,72,510	12,10,905	3,08,830	4,33,560	3,07,057
Vegetable Products: vegetable ghee, vegetable fat, etc. . . . .	7,453	12,228	10,101	5,020	316	2,91,447	4,74,093	3,70,842	1,90,246	10,340
Others . . . .	9,431	9,869	8,225	7,952	6,693	5,31,783	5,31,885	3,70,058	4,25,924	3,38,036
Cheese (including canned) . . . .	834	875	678	683	746	84,367	82,102	63,928	62,373	64,447
Cocoa and choco- late . . . . .	676	917	752	521	445	71,569	1,03,641	82,090	43,616	38,093
Confectionery	3,046	2,306	987	2,164	2,493	2,99,110	2,29,154	92,603	1,33,854	1,71,272
Farinaceous and patent foods— Farinaceous foods in bulk . . . . .	65,684	62,129	51,135	47,233	49,114	14,24,539	12,52,600	7,43,828	6,73,420	7,72,928
Milk foods for in- fants and invalids (wholly or mainly milk) . . . . .	2,942	2,818	2,114	2,041	1,298	6,36,295	6,53,890	4,43,803	4,25,959	2,66,291
Other sorts . . .	2,572	2,010	2,367	2,105	2,696	2,04,123	2,32,998	1,99,636	1,69,559	2,04,743
Isinglass . . . .	377	199	138	257	200	87,131	45,610	31,244	48,593	24,185
Jams and jellies .	2,341	1,842	1,820	1,705	1,596	1,20,522	91,067	83,110	71,092	63,350
Lard . . . . .	640	637	352	411	487	28,460	29,315	14,531	12,754	15,910
Milk, condensed and preserved, including milk cream . . . . .	177,747	159,566	1,31,215	1,27,614	1,25,363	61,93,793	53,09,064	33,85,805	35,50,735	31,43,443
Pickles, chutnies, sauces, and con- diments . . . .	1,577	1,890	1,651	1,376	1,967	1,19,388	1,38,461	1,20,485	81,344	1,21,866
Vinegar (excluding bottled vinegar) Gal.	1,715	798	905	1,304	1,434	2,240	1,487	1,287	2,202	1,795
Other sorts of pro- visions . . . . .	8,718	6,177	6,187	4,527	3,975	3,67,726	2,95,857	2,51,278	1,70,735	1,31,616
Total of Provi- sions, etc. . . Value	—	—	—	—	—	1,55,39,408	1,30,89,614	80,84,372	80,24,712	69,64,712
Rubber— Raw . . . . . Lbs.	1,050	2,601	2,508	10,366	..	948	1,002	840	2,854	..
Manufactures— Pneumatic motor covers . . . . . No.	49,144	28,468	23,453	24,807	23,473	20,44,605	12,63,170	10,00,278	9,61,317	8,01,344
Pneumatic motor tubes . . . . .	41,002	25,482	25,311	21,539	20,496	2,99,702	1,99,658	1,45,710	1,32,992	1,10,300
Pneumatic cycle covers . . . . .	60,402	42,012	60,338	81,624	75,313	1,11,794	97,476	1,18,642	1,53,016	86,606
Pneumatic cycle tubes . . . . .	58,230	50,223	50,676	83,166	84,306	47,057	43,408	30,089	40,011	37,593
Solid rubber tyres for motor vehicles . . . . .	553	479	205	278	434	43,528	27,568	12,330	17,690	21,866
Other manufac- tures (except apparel and boots and shoes) . . . . . Value	—	—	—	—	—	3,07,722	2,90,620	2,34,172	1,86,770	1,91,969
Total of Rubber . .	—	—	—	—	—	28,55,356	19,22,842	15,48,070	14,94,659	12,50,237
Salt . . . . . Tons	94,072	88,570	49,041	81,614	39,002	23,86,370	21,05,038	9,30,035	14,24,100	6,46,347
Seeds— Oil seeds— Essential . . . .	5	..	..	..	..	583	..	2	7	..
Non-essential Other than oil seeds . . . . .	66	65	55	22	35	40,219	28,333	24,177	11,565	15,753
Total of Seeds . .	74	79	372	24	42	41,080	32,248	32,883	16,289	16,838

No. 12—continued  
IMPORTS—continued

PRINCIPAL AND OTHER ARTICLES	QUANTITY					VALUE				
	1929-30	1930-31	1931-32	1932-33	1933-34	1929-30	1930-31	1931-32	1932-33	1933-34
BURMA—continued						R	R	R	R	R
RANGOON—continued										
Smokers' requisites (excluding tobacco) . . . Value	—	—	—	—	—	1,92,862	1,80,710	57,002	91,510	1,40,328
Soap—										
Household and laundry soap in bars or tablets Cwts.	98,889	85,344	77,595	64,762	69,081	20,75,856	23,14,865	16,14,564	11,88,982	10,73,910
Toilet soap . . .	2,055	1,839	1,820	2,886	2,073	2,63,710	2,15,941	1,68,842	2,10,155	1,80,583
Other sorts . . .	3,429	3,401	3,051	840	751	1,24,168	1,23,001	62,029	28,783	10,869
Total of Soap . . .	104,373	90,584	82,472	68,497	62,505	33,63,229	26,53,807	19,05,435	14,27,920	12,70,862
Spices—										
Betelnuts . . .	80,163	77,584	90,512	72,834	59,288	13,14,139	11,88,275	10,24,515	7,64,489	4,80,040
Nutmegs . . .	1,299	868	1,012	1,034	1,038	63,751	36,401	31,169	29,647	29,426
Pepper . . .	499	578	436	440	510	41,257	43,413	18,834	17,127	15,612
Other sorts . . .	1,125	1,041	864	1,535	841	57,755	34,040	20,721	30,932	17,513
Total of Spices . . .	83,087	80,066	92,824	76,843	61,686	14,76,902	13,02,129	10,95,239	8,41,295	5,42,591
Starch and Farina . . .	1,891	1,901	764	263	554	24,136	21,635	10,221	5,186	8,007
Stationery (excluding paper)—										
Pencils (excluding slate pencils) Dozens	318,466	232,145	162,773	301,305	339,411	1,40,556	1,10,748	57,763	95,787	75,297
Other sorts . . . Value	—	—	—	—	—	9,58,944	6,53,024	4,26,408	4,29,568	3,99,695
Total of Stationery . . .	—	—	—	—	—	10,99,500	7,63,772	4,84,171	5,25,355	4,44,992
Stone and Marble—										
Stone and marble . . . Tons	115	133	174	57	160	27,255	34,061	30,942	10,144	21,123
Articles of stone and marble . . .	94	78	73	70	56	25,382	33,468	63,838	21,988	16,816
Total of Stone and Marble . . .	209	211	247	127	216	52,537	72,529	94,780	32,132	37,939
Sugar—										
Sugar, 16 Dutch Standard and above . . .	41,683	—	—	—	—	69,61,761	—	—	—	—
Sugar, 23 Dutch Standard and above (a) . . .	—	39,102	27,673	25,949	19,321	—	49,74,041	33,62,452	23,47,315	20,61,728
Sugar, below 23 Dutch Standard but not below 16 Dutch Standard (a) . . .	—	220	273	197	182	—	57,879	56,844	40,136	32,708
Sugar, 15 Dutch Standard and below . . .	8	..	..	..	..	2,661	24	..	..	..
Beet Sugar . . .	226	150	1	..	..	36,770	26,702	210	..	77
Molasses . . .	684	598	239	182	21	46,677	40,471	15,069	11,313	1,501
Total of Sugar . . .	42,601	40,130	28,186	26,328	19,524	70,50,869	50,99,117	34,34,175	23,98,764	20,96,009
Tallow and Stearine Cwts.	2,628	2,658	3,297	3,656	4,052	1,03,386	97,613	53,748	56,689	64,996
Tea—										
Black . . . Lbs	315,724	236,007	188,814	154,990	55,394	2,36,829	1,77,380	1,19,629	97,326	31,934
Green . . .	15,827	12,188	20,466	15,155	32,321	18,147	13,281	19,175	12,809	28,362
Total of Tea . . .	331,551	248,195	209,280	170,145	87,715	2,54,976	1,90,661	1,38,804	1,10,135	60,346
Telegraphs, materials for construction and accessories (excluding electrical) . . . Value	—	—	—	—	—	1,33,168	2,697	186	99	82
Telephones, materials for construction and accessories (excluding electrical) . . .	—	—	—	—	—	5,664	4,021	8,416	397	..

(a) Separately recorded from 1930-31.



TRADE AT CHIEF PORT  
RANGOON

( 194 )

No. 12—continued  
IMPORTS—continued

PRINCIPAL AND OTHER ARTICLES	QUANTITY					VALUE				
	1929-30	1930-31	1931-32	1932-33	1933-34	1929-30	1930-31	1931-32	1932-33	1933-34
DURMA—continued										
BANGCOON—continued										
Textiles—										
Cotton—										
Raw . . . Tons	..	..	..	..	..	..	105	5	51	129
Waste . . . Cwts.	7	20	4	4	..	100	536	62	70	..
Twist and Yarn—										
Grey (unbleached)—										
Nos. 16 to 20 Lbs.	..	1,230	4,000	..	10,830	..	502	2,410	..	5,028
" 26 to 30 "	6,000	8,200	147,760	132,040	120,414	5,752	5,694	1,03,054	83,423	70,606
" 31 to 40 "	54,125	54,000	48,000	77,115	23,000	61,267	45,952	34,457	52,314	10,559
" 51 to 60 "	..	4,000	2,000	4,000	..	..	3,601	1,837	4,181	..
Two-folds (doubles) "	333,565	476,751	588,260	915,570	759,763	3,75,493	4,07,720	4,30,546	5,28,058	4,43,595
White (bleached)—										
Nos. 31 to 40 . "	4,200	..	2,000	..	4,000	3,991	..	1,194	..	2,746
Above No. 50 . "	..	..	..	..	4,000	..	..	..	..	3,531
White bleached two-folds (doubles) "	85,900	104,415	153,200	239,990	193,107	1,28,532	1,07,508	1,46,370	1,75,090	1,38,500
Other sorts . "	..	..	..	..	400	..	..	..	..	258
Coloured—										
Nos. 1 to 20 . "	201,208	177,054	182,400	203,863	125,080	2,62,531	1,94,043	1,67,054	1,08,760	1,11,202
" 21 to 25 . "	195,311	215,726	219,800	293,300	192,000	2,36,134	2,31,212	2,02,060	2,59,801	1,63,824
Two-folds (doubles) "	141,340	148,248	92,462	155,570	80,000	2,23,036	1,98,272	1,09,560	1,85,223	94,600
Mercerised cotton yarn two-folds (doubles) "	162,900	46,500	78,600	43,190	37,900	3,75,384	76,079	1,25,796	41,398	36,129
Total of Twist and Yarn . "	1,184,549	1,238,124	1,518,482	2,065,138	1,573,963	16,72,110	12,70,634	13,23,977	15,29,762	10,89,717
Manufactures—										
Blankets . Lbs.	1,648,430	2,170,800	1,400,984	1,073,965	201,936	12,64,706	12,92,385	7,88,520	5,54,776	1,45,434
Canvas . Yds.	246,723	266,431	165,225	146,832	97,857	1,26,948	1,03,044	63,766	57,387	40,406
Handkerchiefs and Shawls in the piece—										
Handkerchiefs No.	1,912,342	1,370,528	610,685	1,773,697	2,724,567	1,74,963	1,24,885	54,914	1,27,952	1,28,053
Shawls . "	13,845	6,331	28,978	26,428	31,956	18,353	5,956	20,129	19,581	10,495
Hosiery—										
Stockings and socks Dozen pairs	62,486	63,336	30,125	54,567	42,036	1,10,990	1,10,818	50,387	67,046	49,551
Underwear Doz.	580,039	300,756	291,613	542,948	404,736	23,27,251	15,14,538	9,94,884	13,10,988	10,67,735
Others . Value	—	—	—	—	—	41,872	3,303	5,819	2,853	6,108
Lace and patent net . Yds.	381,333	402,693	250,347	281,624	286,381	1,80,513	1,93,011	1,11,796	1,24,759	1,23,073
Piece-goods—										
Grey unbleached—										
Plain Grey—										
Dawls, Saris and Scarves "	30,000	39,236	7,867	4,725	..	7,095	7,314	1,136	666	..
Drills and Jeans . "	565,325	187,344	86,873	26,000	3,000	1,44,633	46,226	23,786	6,138	646
Longcloth and Shirtings . "	18,618,249	13,840,401	8,410,699	6,275,020	3,830,141	43,29,237	26,01,116	13,43,628	8,50,031	4,55,430
Sheetings . "	1,400,422	867,020	5,045	6,012	50	3,19,037	1,78,567	597	1,513	181
Unspecified descriptions . "	55,395	34,787	6,933	29,741	25,325	22,398	8,653	1,827	5,851	7,800
Total of Plain Grey . "	20,669,891	14,977,707	8,517,417	6,842,107	3,858,516	48,22,460	28,41,876	13,70,974	8,70,199	4,68,017

No. 12—continued  
IMPORTS—continued

PRINCIPAL AND OTHER ARTICLES	QUANTITY					VALUE				
	1929-30	1930-31	1931-32	1932-33	1933-34	1929-30	1930-31	1931-32	1932-33	1933-34
						R	R	R	R	R
<b>DURMA—continued</b>										
<b>RANGOON—continued</b>										
<b>Textiles—continued</b>										
<b>Cotton—continued</b>										
<b>Manufactures—contd.</b>										
<b>Piece-goods—continued</b>										
<b>Grey (unbleached)—contd.</b>										
<b>Bordered</b>										
<b>Grey—</b>										
<b>Dhutis,</b>										
<b>Sarries, and</b>										
<b>Scarves . Yds.</b>	2,111,858	827,042	496,575	2,867,001	960,727	4,76,185	1,47,620	75,182	3,04,867	1,22,255
<b>Unspecified</b>										
<b>descriptions "</b>	22,500	12,000	1,958	..	..	2,301	2,557	787	..	..
<b>Total of Bordered</b>										
<b>Grey "</b>	2,134,353	839,042	498,533	2,867,001	960,727	4,78,576	1,50,166	75,919	3,04,867	1,22,255
<b>Total of Grey</b>										
<b>(unbleached) Plain and</b>										
<b>Bordered . "</b>	22,803,744	15,817,739	9,015,950	9,209,108	4,819,243	53,01,026	29,92,662	14,46,803	11,75,066	5,85,872
<b>White (bleached)—</b>										
<b>Checks,</b>										
<b>Spots, and</b>										
<b>Stripes . "</b>	847,643	330,843	83,418	487,829	458,788	2,18,072	77,302	20,378	92,646	1,03,416
<b>Dhutis,</b>										
<b>Sarrie, and</b>										
<b>Scarves . "</b>	244,257	185,921	..	17,324	35,832	72,899	39,224	..	6,646	9,906
<b>Drills and</b>										
<b>Jeans . "</b>	734,800	612,609	641,131	725,787	420,407	2,58,213	1,52,814	1,10,712	1,20,608	94,299
<b>Jaconets,</b>										
<b>Madapol-</b>										
<b>lams,</b>										
<b>Mulls,</b>										
<b>Cambrics,</b>										
<b>and Mus-</b>										
<b>lins . "</b>	4,364,862	3,459,391	2,090,312	4,388,161	6,197,815	22,50,211	15,01,887	7,54,585	17,41,356	19,32,728
<b>Lawns . "</b>	9,092,648	4,954,939	6,925,613	12,386,467	4,772,398	45,67,224	19,91,068	11,50,350	35,97,760	13,78,487
<b>Longcloth</b>										
<b>and shirt-</b>										
<b>logs . "</b>	17,543,632	17,043,921	23,028,284	23,901,966	14,382,143	52,97,297	40,10,324	38,64,479	34,06,262	22,39,416
<b>Mulls . "</b>	6,003,575	2,779,492	2,775,001	4,521,641	3,369,231	16,66,292	6,52,417	5,39,421	7,25,578	5,94,507
<b>Sheetings . "</b>	6,768	25,244	18,537	..	..	6,359	18,162	13,099	..	..
<b>Twills . "</b>	5,476,809	2,421,310	1,279,372	3,905,980	1,326,754	19,57,862	7,50,464	3,25,206	8,63,998	2,90,737
<b>Unspecified</b>										
<b>descrip-</b>										
<b>tions . "</b>	234,539	237,202	51,613	205,685	70,703	67,248	47,114	10,085	27,175	10,953
<b>Total of White</b>										
<b>(bleached) . "</b>	45,469,393	32,105,021	36,891,281	50,540,760	31,034,071	1,64,61,077	92,40,706	77,98,213	1,06,18,029	66,53,449
<b>Coloured,</b>										
<b>printed, or</b>										
<b>died—</b>										
<b>Printed goods—</b>										
<b>Cambrics, includ-</b>										
<b>ing Madapol-</b>										
<b>lams, Mulls</b>										
<b>and Jaconets . "</b>	1,259,195	935,800	182,141	875,252	777,138	5,54,247	3,64,742	73,307	2,79,733	2,42,592
<b>Checks, Spots and</b>										
<b>Stripes . "</b>	578,594	273,492	227,518	338,598	828,856	2,45,220	99,662	93,271	1,31,512	3,00,420
<b>Dhutis . . . "</b>	4,712	..	..	..	..	935	..	..	..	..
<b>Drills and Jeans . "</b>	4,564,156	3,192,714	3,621,330	3,981,048	962,742	10,47,065	5,62,473	5,11,259	4,65,433	1,09,473
<b>Flannel and Flan-</b>										
<b>nelettes . . . "</b>	516,847	505,169	408,145	815,106	194,042	1,71,793	1,11,655	84,444	1,16,118	87,711
<b>Lungis . . . "</b>	6,536,499	4,722,677	6,226,611	11,466,099	6,891,485	28,62,254	13,45,589	17,71,296	31,15,334	15,07,516
<b>Prints and Chintz . "</b>	2,699,641	2,787,526	2,772,111	8,338,143	2,202,748	10,32,834	8,67,545	4,80,448	11,29,188	3,70,406
<b>Sarrie and Scarves . "</b>	359,716	232,750	71,846	143,332	82,595	1,54,869	1,03,287	28,869	38,531	24,391
<b>Sateens . . . "</b>	220,606	362,093	47,589	50,314	162,767	1,21,306	1,52,523	22,250	25,920	77,560
<b>Shirtings . . . "</b>	4,145,201	4,894,726	6,085,528	10,850,474	6,809,478	10,52,846	9,84,403	10,07,490	13,17,251	8,16,442
<b>Twills . . . . "</b>	186,628	20,368	24,114	97,741	10,650	43,361	9,438	15,333	18,608	3,376
<b>Woven Lungis and</b>										
<b>Sarongs . . . "</b>	4,605,897	1,594,251	1,407,972	1,716,194	746,542	23,05,229	7,18,091	4,96,948	5,03,328	2,17,696
<b>Unspecified des-</b>										
<b>criptions . . . "</b>	305,595	215,689	167,201	815,800	262,819	98,801	1,30,756	1,17,074	3,54,939	68,012
<b>Total Printed</b>										
<b>goods . . . . "</b>	26,032,778	19,767,844	21,237,115	30,468,701	19,731,888	97,10,740	59,55,085	46,99,984	74,95,904	37,84,592

TRADE AT CHIEF PORT  
RANGOON

( 196 )

No. 12—continued  
IMPORTS—continued

PRINCIPAL AND OTHER ARTICLES	QUANTITY					VALUE				
	1929-30	1930-31	1931-32	1932-33	1933-34	1929-30	1930-31	1931-32	1932-33	1933-34
						R	R	R	R	R
<b>BURMA—continued</b>										
<b>RANGOON—continued</b>										
<b>Textiles—continued</b>										
<b>Cotton manufactures—continued</b>										
<b>Piece-goods—continued</b>										
<b>Coloured, printed, or dyed—continued</b>										
<b>Dyed goods—</b>										
<b>Cambrics, including Madapolams, Mulls, and Jaconets . Yds.</b>	1,882,108	780,617	325,559	1,174,018	715,515	6,09,095	2,30,833	87,938	2,02,737	1,50,276
<b>Checks, Spots and Stripes . . . . .</b>	3,061,012	1,502,820	505,058	1,747,327	1,009,817	15,91,114	5,50,037	1,58,745	4,98,127	4,27,524
<b>Dhutis . . . . .</b>	35,764	15,868	23,295	..	..	6,750	2,490	3,494	..	..
<b>Drills and Jeans .</b>	4,832,554	3,146,201	2,873,202	2,704,920	2,346,803	14,30,127	7,02,736	5,07,540	4,21,508	3,89,480
<b>Flannel and Flannellettes . . . . .</b>	601,227	799,103	741,428	1,349,275	94,000	1,77,221	1,44,899	1,32,154	1,55,145	12,030
<b>Italian cloth and Sateen . . . . .</b>	701,817	457,516	284,369	521,105	765,792	4,30,545	2,13,005	1,19,877	2,32,865	2,24,204
<b>Lungis . . . . .</b>	31,571	..	146	..	..	15,164	..	89	..	..
<b>Prints and Chintz . . . . .</b>	367,609	271,741	71,041	24,376	18,180	1,27,244	76,888	27,783	10,151	13,748
<b>Shirtings . . . . .</b>	18,862,760	9,991,250	10,158,042	11,026,405	5,394,400	32,46,159	20,52,364	15,77,511	18,15,594	7,52,035
<b>Twills</b>	2,363,388	1,800,692	1,646,944	2,360,689	2,020,889	10,98,644	7,26,964	4,63,641	6,98,688	5,28,966
<b>Woven Lungis and Sarongs . . . . .</b>	114,079	45,356	34,514	18,112	..	47,940	18,726	14,605	5,645	..
<b>Unspecified descriptions . . . . .</b>	1,948,088	3,269,664	1,174,656	2,321,010	1,068,489	7,86,100	9,38,760	4,24,530	7,87,192	3,99,650
<b>Total of Dyed goods . . . . .</b>	30,702,067	22,950,828	17,839,753	23,837,333	14,036,541	95,67,003	57,18,702	35,72,857	47,18,650	28,47,918
<b>Woven coloured goods—</b>										
<b>Cambrics, including Madapolams, Mulls, etc. . . . .</b>	135,153	83,850	52,252	55,279	58,620	45,038	31,303	14,897	19,300	16,975
<b>Checks, Spots, and Stripes . . . . .</b>	431,384	1,210,952	1,144,194	1,800,611	1,538,620	1,48,708	4,80,570	3,51,877	5,48,204	4,43,410
<b>Coatings, trouserings including</b>										
<b>  Cashmeres, etc. . . . .</b>	855,114	169,623	522,885	600,887	54,155	4,94,571	1,22,095	1,45,348	1,43,784	9,883
<b>  Drills and Jeans . . . . .</b>	5,339,050	1,490,100	998,105	941,646	207,050	10,11,725	2,22,855	1,42,775	1,20,724	25,745
<b>  Flannel and Flannellettes . . . . .</b>	33,749	30,463	206,003	375,940	640,373	10,840	10,292	66,980	1,19,783	1,54,851
<b>  Lungis and Sarongs . . . . .</b>	3,018,994	8,382,106	6,377,952	7,720,012	5,309,091	38,03,242	31,13,132	16,95,341	15,01,206	8,69,633
<b>  Shirtings . . . . .</b>	3,837,911	3,170,212	3,746,032	5,151,255	1,610,728	9,85,305	9,30,816	10,04,062	13,90,305	8,32,596
<b>  Twills . . . . .</b>	..	126,321	211,800	72,000	229,200	..	19,833	28,774	9,805	28,355
<b>  Velvet and velveteens . . . . .</b>	409,624	7,683	5,010	452	2,400	3,54,209	6,241	2,505	306	2,087
<b>  Unspecified descriptions . . . . .</b>	605,215	161,634	46,043	480,467	297,719	1,51,523	54,903	11,505	80,231	40,975
<b>Total of Woven coloured goods . . . . .</b>	19,666,194	14,832,944	13,811,265	17,258,549	10,247,956	70,14,159	50,01,040	35,23,864	39,99,708	19,24,510
<b>Total of Woven coloured, printed or dyed . . . . .</b>	76,401,039	56,651,616	52,888,133	80,564,593	44,016,380	2,02,91,952	1,66,74,527	1,17,96,705	1,62,14,262	85,57,020
<b>Pents of all descriptions . . . . .</b>	43,476	39,754	27,396	21,977	286,478	32,653	13,148	4,154	7,426	48,952
<b>Total of Piece-goods . . . . .</b>	144,717,652	104,615,030	98,822,760	140,336,428	80,156,172	4,80,97,308	2,89,20,828	2,10,45,965	2,80,14,783	1,58,50,298
<b>Thread, sewing . . . . .</b>	869,920	824,847	271,370	314,148	815,033	16,85,768	12,83,372	10,27,344	11,25,995	10,42,358
<b>Other sorts of manufactures . Value</b>	..	..	..	..	..	7,57,497	6,80,384	3,56,539	7,38,275	5,08,221
<b>Total value of Cotton goods (excluding Raw, Waste, and Twist and Yarn) . . . . .</b>	..	..	..	..	..	5,50,85,193	3,42,42,024	2,46,20,093	3,21,44,305	1,89,77,907
<b>Total value of Cotton raw and cotton goods including Twist and Yarn . . . . .</b>	..	..	..	..	..	5,67,57,408	3,55,13,859	2,58,44,137	3,36,74,268	2,00,87,760
<b>Flax—</b>										
<b>Twist and Yarn Lbs.</b>	..	..	1,240	..	218	..	..	686	..	61
<b>Manufactures—</b>										
<b>Canvas . Yds.</b>	58,647	83,467	58,438	42,021	62,103	58,345	70,805	45,768	32,003	45,103
<b>Thread, sewing Lbs.</b>	9,773	10,710	6,729	11,975	..	19,515	19,802	10,807	18,654	..
<b>Other sorts . Value</b>	..	..	..	..	..	75,644	57,711	43,296	41,111	49,717
<b>Total of Flax . . . . .</b>	..	..	..	..	..	1,53,504	1,56,818	1,00,557	91,708	94,881
<b>Haberdashery and Millinery—</b>										
<b>Lace and embroidery . . . . .</b>	..	..	..	..	..	..	..	..	..	..
<b>Towels not in the piece No.</b>	4,045,779	2,822,865	2,934,303	5,430,614	3,738,020	4,02,374	3,96,549	2,15,059	2,49,726	2,07,473
<b>Others . . . . . Value</b>	..	..	..	..	..	8,14,987	4,02,272	2,38,329	3,08,807	2,00,645
<b>Total of Haberdashery, etc. . . . .</b>	..	..	..	..	..	24,68,620	17,58,610	10,62,027	16,40,700	11,78,970

No. 12—continued  
IMPORTS—continued

PRINCIPAL AND OTHER ARTICLES	QUANTITY					VALUE				
	1929-30	1930-31	1931-32	1932-33	1933-34	1929-30	1930-31	1931-32	1932-33	1933-34
TRMA—continued RANGOON—continued Textiles—continued						R	R	R	R	R
Hemp . . . . . Value	—	—	—	—	—	12,449	21,977	6,026	7,468	13,464
Jute—										
Raw . . . . . Tons	..	..	2 (owts)	..	..	..	..	10	..	1
Twist and yarn Lbs.	220	322	1,425	733	2,062	05	128	232	250	713
Manufactures—										
Canvas . . . . . Yds.	112,657	63,498	15,883	3,201	288	40,980	27,273	9,420	939	260
Gunny bags . . . . . No.	61,696	347,207	243,711	85,814	86,713	13,936	67,478	36,579	12,046	11,300
Other kinds . . . . . Value	—	—	—	—	—	37,022	58,299	28,845	22,945	5,143
Total of Jute manufactures (including twist and yarn) . . . . . Value	—	—	—	—	—	92,033	1,53,178	76,087	36,180	17,426
Silk—										
Raw . . . . . Lbs.	49,846	11,151	672	..	..	2,69,880	58,606	2,189	..	..
Waste . . . . . "	..	20	..	..	..	..	30	..	..	..
Silk yarn, noils, and warps . . . . . "	15	..	..	..	..	158	..	..	..	..
Manufactures—										
Goods of silk mixed with other materials . . . . . Yds.	461,174	2,149,378	859,544	1,734,548	8,066,737	4,71,601	10,13,480	3,70,118	6,61,448	5,45,389
Silk piece-goods . . . . . "	3,352,956	1,819,560	1,330,907	2,582,422	2,147,855	26,10,161	12,69,155	7,71,252	11,64,824	7,77,280
Other sorts . . . . . Lbs.	4,284	5,302	3,382	2,674	2,992	1,05,978	95,276	27,595	30,416	28,007
Total of Silk, raw and manufactures Value	—	—	—	—	—	36,95,778	24,51,547	11,71,154	17,56,683	13,51,585
Wool—										
Raw . . . . . Lbs.	2	..	50	100	100	8	..	64	118	128
Yarn and knitting wool . . . . . "	..	..	..	..	..	..	..	..	..	..
Worsted yarn for weaving . . . . . "	8,925	18,520	616	12	..	22,755	39,551	1,200	60	..
Knitting wool . . . . . "	62,147	61,372	44,794	86,281	54,077	2,30,811	2,10,128	1,12,226	1,95,030	1,00,907
Manufactures—										
Blankets and rugs, other than floor rugs . . . . . "	414,696	451,237	262,139	431,561	443,503	4,44,662	4,62,091	2,05,875	3,67,083	3,73,182
Carpets and floor rugs . . . . . "	89,175	3,633	1,712	3,494	6,849	1,42,407	5,014	2,794	6,508	10,003
Hosiery . . . . . "	45,436	41,786	19,927	31,054	32,342	2,42,770	2,06,700	92,237	1,23,654	1,12,113
Piece-goods . . . . . Yds.	1,032,550	1,459,037	100,665	1,213,138	624,892	20,01,905	24,10,148	3,32,259	14,79,416	7,70,496
Shawls . . . . . No.	187,024	109,897	8,663	126,718	133,212	3,44,972	3,04,468	14,645	1,74,708	1,36,933
Other sorts . . . . . Lbs.	78,860	61,207	70,442	47,820	59,729	81,403	40,261	24,891	32,161	27,482
Total of Wool, raw and manufactures Value	—	—	—	—	—	35,11,693	35,77,370	7,86,191	23,78,818	15,40,164
Artificial Silk—										
Artificial silk yarn . . . . . Lbs.	332,625	309,082	114,083	291,812	139,747	4,21,339	3,71,717	1,51,589	2,70,943	1,27,664
Piece-goods of cotton and artificial silk . . . . . Yds.	6,688,520	3,515,479	—	—	—	40,92,741	18,37,486	—	—	—
Piece-goods made entirely of artificial silk (b) . . . . . "	—	6,556,917	4,119,319	5,861,304	987,149	—	21,41,797	11,63,652	12,46,489	2,82,474
Piece-goods made of cotton and artificial silk (b) . . . . . "	—	691,830	741,531	1,005,832	1,041,837	—	3,02,381	2,55,086	4,53,088	4,50,822
Other sorts . . . . . Value	—	—	—	—	—	1,24,663	1,60,734	37,109	39,166	24,817
Total of Artificial Silk . . . . . Value	—	—	—	—	—	46,33,743	51,14,015	16,08,336	20,09,686	8,85,777
Other Textiles—										
Manufactured . . . . . "	—	—	—	—	—	87,659	2,14,580	5,73,791	3,97,004	5,53,165
Tobacco—										
Unmanufactured Lbs.	27,278	..	..	..	..	3,850	..	..	..	..
Manufactured—										
Cigarettes (c) Nos. & lbs.	490,327	82,160,758 202,399	31,601,330 77,657	19,529,407 40,258	23,592,905 59,210	21,05,920	9,56,625	3,57,978	1,05,186	1,97,501
Tobacco for pipes and cigarettes . . . . . "	27,724	29,552	17,370	11,080	11,861	1,57,209	1,46,067	82,800	47,604	48,861
Other sorts . . . . . "	1,329	1,613	1,070	347	265	3,971	7,175	2,669	3,203	1,705
Total of Tobacco . . . . . Value	552,658	233,564	96,397	60,635	71,336	22,70,950	11,09,870	4,43,347	2,45,993	2,48,157

(a) Figures are for five months (April to August).  
(b) Separately recorded from 1st September 1930.  
(c) Number in addition to lbs. recorded from 1930-31.

TRADE AT CHIEF PORT  
RANGOON

( 198 )

No. 12—continued  
IMPORTS—continued

PRINCIPAL AND OTHER ARTICLES	QUANTITY					VALUE				
	1929-30	1930-31	1931-32	1932-33	1933-34	1929-30	1930-31	1931-32	1932-33	1933-34
<b>BURMA—continued</b>						R	R	R	R	R
<b>BANGOON—continued</b>										
Toffet requisites (not specified elsewhere) . . . . . Value	—	—	—	—	—	10,64,440	9,31,818	6,64,692	8,48,739	8,54,328
Toys and requisites for games and sports, including fishing tackle—										
Toys . . . . . "	—	—	—	—	—	2,75,112	3,22,721	1,15,950	1,46,592	1,82,743
Requisites for games and sports, excluding firearms, etc.—										
Playing cards . . . . . "	—	—	—	—	—	1,81,618	1,79,012	62,914	1,10,084	47,927
Other sorts . . . . . "	—	—	—	—	—	1,00,522	94,208	79,724	83,773	90,668
Total of Toys, etc. . . . . "	—	—	—	—	—	5,07,252	5,95,930	2,57,597	3,40,449	3,21,328
Umbrellas and umbrella fittings—										
Umbrellas, complete, including parasols and sunshades . . . . . No.	27,323	20,931	35,258	17,653	97,687	83,923	52,492	78,712	30,445	30,941
Umbrella fittings Value	—	—	—	—	—	6,94,815	4,97,474	2,41,259	4,38,728	2,51,440
Total value of Umbrellas, etc. . . . . "	—	—	—	—	—	7,78,238	5,49,966	3,19,971	4,69,173	2,82,381
Vehicles, excluding locomotives, etc., for Railways—										
Carriages and carts not mechanically propelled and parts thereof (excluding railway carriages, trucks, etc.)—										
Carriages and carts not mechanically propelled (excluding railway carriages, trucks, etc.) . . . . . No.	1,638	2,368	2,336	1,031	945	2,24,710	2,96,921	2,62,003	1,07,702	54,957
Parts of carriages and carts (excluding rubber tyres) Value	—	—	—	—	—	37,137	46,474	54,940	42,713	72,945
Perambulators and children's go-carts . . . . . No.	735	708	757	610	764	17,331	17,639	14,558	11,823	11,788
Parts of perambulators, and children's go-carts . . . . . Value	—	—	—	—	—	181	..	216	16	..
Cycles (other than motor cycles) and parts thereof and accessories—										
Cycles imported entire or in sections . . . . . No.	5,655	3,987	2,602	4,115	2,788	3,68,051	2,41,228	1,44,048	1,93,293	1,06,382
Parts of cycles and accessories (excluding rubber tyres) . . . . . Value	—	—	—	—	—	3,68,806	2,29,714	1,49,819	3,20,265	1,63,814
Mechanically propelled vehicles (excluding railway locomotives and tractors)—										
Air craft . . . . . No.	..	..	2	..	1	..	..	21,838	..	6,387
Parts of Aircraft Value	—	—	—	—	—	5,458	50	1,843	2,807	3,293
Carriages and parts for Railways . . . . . "	—	—	—	—	—	7,57,360	19,690	..	..	..
Wagons and parts for railways . . . . . "	—	—	—	—	—	2,01,048	1,65,095	18,498	10,767	21,850
Motor cars (including Taxi cabs) . . . . . No.	1,183	1,055	409	394	620	24,61,031	22,22,380	8,48,604	7,77,680	10,19,732
Motor cycles (including Scooters) . . . . . "	102	92	36	33	27	59,809	49,039	12,087	13,573	11,680
Motor omnibuses, (motor vans and motor lorries) imported with bodies . . . . . "	16	..	1	1	1	79,550	..	3,200	1,560	1,880
Chassis . . . . . "	1,148	500	83	28	7	19,66,303	9,04,592	1,35,640	74,593	11,930
Parts of mechanically propelled vehicles and accessories other than of aircraft (excluding rubber tyres) . . . . . Value	—	—	—	—	—	10,98,258	8,57,461	4,98,118	4,20,276	3,64,577
Ships, parts of (including launches and boats) . . . . . "	—	—	—	—	—	6,52,813	5,58,056	6,48,605	7,78,199	69,631
Total of Vehicles, etc. . . . . "	—	—	—	—	—	83,03,834	56,08,930	28,05,435	27,55,487	19,43,855

No. 12—continued  
IMPORTS—continued

PRINCIPAL AND OTHER ARTICLES	QUANTITY					VALUE				
	1929-30	1930-31	1931-32	1932-33	1933-34	1929-30	1930-31	1931-32	1932-33	1933-34
BURMA—continued						R	R	R	R	R
RANGOON—continued										
Wax of all kinds . Cwts.	18	2,570	152	20	14	991	86,959	1,894	1,085	474
Wood and Timber— Deal and pine wood . . . . . Cubic Tons	181	119	4	..	..	11,931	17,051	1,295	..	..
Sandal . . . . . Tons	80	52	59	88	65	33,648	23,676	20,180	28,507	24,904
Other kinds of wood and timber . . . . . "	—	—	—	—	—	2,50,305	2,92,367	1,84,763	85,285	1,01,037
Manufactures of wood, other than furniture and cabinet ware . . . . . "	—	—	—	—	—	3,18,541	2,57,753	1,21,455	1,78,074	1,72,357
Total of Wood and Timber . . . . . "	—	—	—	—	—	6,23,025	5,80,247	3,27,603	2,91,866	2,98,388
Articles imported by post . . . . . "	—	—	—	—	—	22,44,938	21,18,610	12,98,394	12,52,277	10,66,297
All other articles of merchandise—										
Unmanufactured . . . . . "	—	—	—	—	—	38,178	30,872	30,406	40,505	10,878
Manufactured . . . . . "	—	—	—	—	—	2,42,996	3,02,106	2,36,440	2,19,983	2,05,384
GRAND TOTAL . . . . . "	—	—	—	—	—	21,17,63,888	16,24,65,952	10,40,06,647	10,60,78,621	8,40,88,897

## GOVERNMENT STORES

PRINCIPAL AND OTHER ARTICLES	QUANTITY					VALUE				
	1929-30	1930-31	1931-32	1932-33	1933-34	1929-30	1930-31	1931-32	1932-33	1933-34
Apparel (including drapery) . . . . . Value	—	—	—	—	—	R	R	R	R	R
Arms, Ammunition, and Military Stores— Firearms, and parts thereof . . . . . "	—	—	—	—	—	64,123	58,072	47,743	43,234	35,292
Other sorts . . . . . "	—	—	—	—	—	15,658	48,878	34,005	38,838	20,508
Total value of arms, etc. . . . . "	—	—	—	—	—	8,543	430	9,391	3,927	15,340
Building and Engi- neering materials, other than of iron, steel or wood— Cement . . . . . Tons	8,570	8,572	8,927	2,856	..	24,206	44,308	43,396	42,765	35,848
Other sorts . . . . . Value	—	—	—	—	—	3,97,108	4,05,221	1,01,825	1,30,671	..
Total value of Buildings, etc. . . . . "	—	—	—	—	—	475	8,235	4,093	1,853	1,115
Chemicals . . . . . "	—	—	—	—	—	3,07,583	4,08,456	1,95,919	1,32,624	1,115
Drugs, Medicines and Narcotics— Drugs . . . . . "	—	—	—	—	—	35,984	39,707	28,640	27,657	25,868
Medicines and Narcotics . . . . . "	—	—	—	—	—	9,520	4,934	2,016	5,465	2,167
Total Drugs, Medicines, and Narcotics . . . . . "	—	—	—	—	—	22,194	21,249	13,774	17,930	8,514
Glass and glass- ware . . . . . "	—	—	—	—	—	81,714	26,183	18,790	23,395	10,071
Hardware and cutlery, includ- ing agricultural implements and plated ware . . . . . "	—	—	—	—	—	11,596	30,918	10,666	12,808	12,561
Instruments, appa- ratus, and ap- pliances, and parts thereof . . . . . "	—	—	—	—	—	1,64,237	2,46,647	67,397	17,648	68,489
Machinery and mili- tary— Locomotive En- gines and ten- ders and parts of Railway (a) . . . . . "	—	—	—	—	—	1,32,500	2,06,398	1,26,100	65,853	46,348
Steam engines and parts (other than locomotives) . . . . . "	—	—	—	—	—	—	6,31,678	8,14,543	2,63,327	56,401
Other sorts of machinery . . . . . "	—	—	—	—	—	78,050	1,03,538	74,595	11	—
Total value of machinery . . . . . "	—	—	—	—	—	2,27,550	4,77,491	1,18,361	2,64,771	1,00,116
	—	—	—	—	—	3,05,600	12,12,707	10,08,002	5,28,109	2,25,517

(a) Separately recorded from 1930-31

TRADE AT CHIEF PORT  
RANGOON

( 200 )

No. 12—continued  
IMPORTS—concluded

GOVERNMENT STORES—continued

PRINCIPAL AND OTHER ARTICLES	QUANTITY					VALUE				
	1929-30	1930-31	1931-32	1932-33	1933-34	1929-30	1930-31	1931-32	1932-33	1933-34
BURMA—continued										
RANGOON—continued										
Metals and ores—										
Copper—										
Unwrought . . . Cwts.	..	..	..	180	..	..	..	..	7,200	—
Wrought . . . "	1	443	848	49	475	256	24,217	38,156	2,086	18,760
Iron—Manufactures . . Tons	77	38	125	210	39	12,657	7,096	16,468	23,454	6,689
Steel—										
Bars and channels . . "	53	86	932	43	433	10,102	10,363	1,22,328	7,622	70,882
Iron or steel—										
Anchors and cables . . "	7	50	1	..	..	4,992	29,313	602	..	..
Rails or fishplates of steel or iron (a) . . "	—	67	..	139	648	—	20,099	..	34,404	1,38,071
Sheets and plates (including galvanized and tinned plates) . . "	305	319	684	94	138	61,661	71,168	1,07,721	12,553	18,728
Other manufactures of iron or steel . . "	1,625	506	1,409	124	530	3,40,285	1,22,027	2,78,948	30,097	1,17,651
Tin—										
Unwrought (blocks, ingots, etc.) . . Cwts.	20	180	170	90	170	3,065	24,831	27,970	13,523	25,525
Metals and ores, unenumerated . . "	911	1,695	733	644	490	31,936	28,225	12,904	10,223	9,201
Total of metals and ores Tons	2,114	1,297	3,239	358	1,845	4,73,954	3,38,239	6,04,097	1,42,002	4,03,416
Paper and Paste-board—										
Paper . . . Cwts.	491	537	297	382	174	22,668	23,906	16,841	16,786	8,404
Paste-board, Mill-board and Card board of all kinds . . "	489	892	787	1,004	208	3,308	6,018	3,695	5,575	1,490
Total of paper and paste-board . . "	980	1,429	1,084	1,386	382	25,976	29,924	20,536	21,361	9,900
Printing and lithographing materials (excluding paper) . Value	—	—	—	—	—	90,818	11,687	10,141	19,346	13,024
Stationery (excluding paper) . . "	—	—	—	—	—	28,781	35,658	51,221	16,888	21,138
Textiles—										
Cotton—										
Cotton . . . "	—	—	—	—	—	11,147	14,224	7,973	10,679	18,925
Flax—										
Manufacture—										
Canvas . . . Yds.	34,311	2,072	5,574	11,869	8,694	45,226	1,997	5,518	10,388	7,226
Other sorts . . Value	—	—	—	—	—	854	632	2,770	37	501
Wool—										
Manufactures . . . "	—	—	—	—	—	6,187	5,481	22,707	5,630	23,314
Total value of Textiles . . "	—	—	—	—	—	63,414	22,334	38,968	26,734	54,966
Vehicles, excluding Locomotives, etc., for Railways—										
Carriages and carts, etc., excluding Railway carriages . . "	—	—	—	—	—	7,141	75,969	4,042	9,829	365
Carriages and parts for Railways (a) . . "	—	—	—	—	—	—	1,72,579	2,16,745	36,587	1,13,866
Wagons and parts for Railways (a) . . "	—	—	—	—	—	—	1,06,227	45,086	..	3,752
Ships, parts of (including launches and boats) . . "	—	—	—	—	—	10,070	4,06,020	..	..	638
Other sorts . . "	—	—	—	—	—	894	3,080	6,320	..	..
Total of Vehicles, etc. . . "	—	—	—	—	—	18,105	8,53,825	2,72,193	46,416	1,18,624
All other articles—										
Unmanufactured . . "	—	—	—	—	—	2,102	2,099	157	6,180	7,343
Manufactured . . "	—	—	—	—	—	1,13,386	1,36,456	99,978	55,655	55,853
GRAND TOTAL . . "	—	—	—	—	—	19,85,935	36,97,918	26,52,950	12,29,540	11,46,978

(a) Separately recorded from 1st April 1930.

No. 12—continued  
EXPORTS

## INDIAN MERCHANDISE

PRINCIPAL AND OTHER ARTICLES	QUANTITY					VALUE				
	1929-30	1930-31	1931-32	1932-33	1933-34	1929-30	1930-31	1931-32	1932-33	1933-34
BURMA—continued										
RANGOON—continued										
Art, works of . . . Value	—	—	—	—	—	14,998	17,419	6,864	3,028	..
Bones for manufacturing purposes . . . Tons	550	152	..	..	..	36,766	9,514	..	..	..
Boots and shoes . . . Pairs	31,265	19,579	14,666	7,964	3,738	29,831	12,660	8,652	4,069	2,901
Building and Engineering Materials (other than iron, steel or wood) . . . Value	—	—	—	—	—	30,401	5	..	..	2
Candles of all kinds . . . Lbs.	3,873,121	2,269,981	1,431,565	1,678,786	1,879,751	10,87,008	6,38,565	4,02,628	4,72,144	5,29,035
Cordage and Rope of vegetable fibre (excluding jute and cotton) . . . "	13,462	11,974	13,178	14,820	14,061	2,93,407	2,60,074	2,49,464	2,54,618	2,21,994
Dyeing and Tanning substances—										
Cutch and gambier Cwts.	38,814	42,434	31,925	25,459	20,173	7,82,696	8,02,785	3,72,340	2,66,172	3,26,624
Turmeric . . . "	100	..	52	880	4,853	1,500	..	558	6,186	33,418
Other sorts . . . "	8	..	54	..	..	12	..	378	..	..
Total of Dyeing and Tanning substances . . . "	39,016	42,434	32,031	26,345	31,026	7,84,208	8,02,785	3,73,276	2,72,358	3,60,042
Fish (excluding canned fish)—										
Fish, dry, unsalted . . . "	1,412	100	503	1,600	535	66,866	5,900	16,354	29,374	8,606
Fishmaws and sharkfins . . . "	977	1,203	1,074	1,051	1,370	1,21,624	1,39,044	90,020	72,343	81,017
Other Sorts . . . "	35	2	..	..	..	1,443	113	40	..	..
Total of Fish (excluding canned fish) . . . "	2,424	1,305	1,577	2,651	1,905	1,89,933	1,44,167	1,06,314	1,01,717	90,223
Fodder, bran, and pollards (excluding oil-cake)—										
Elce bran . . . Tons	210,011	207,463	220,064	172,405	109,420	92,91,926	49,77,591	54,02,798	48,16,409	26,31,892
Other sorts of bran and pollards . . . "	34	75	106	113	182	3,152	6,151	7,381	5,724	9,979
Other sorts of fodder . . . "	354	793	632	2	652	18,232	18,067	14,626	178	12,493
Total of Fodder, bran, and pollards (excluding oil-cake) . . . "	210,399	208,336	220,792	172,610	109,254	93,13,310	50,01,809	54,24,805	48,22,311	26,54,363
Fruits and Vegetables—										
Fresh fruits and vegetables—										
Fresh fruits . . . Value	—	—	—	—	—	2,341	200	399	519	3,221
Fresh vegetables of all kinds . . . "	—	—	—	—	—	2,020	100	23,038	12,165	29,283
Total of Fresh Fruits and Vegetables . . . "	—	—	—	—	—	4,361	300	28,437	12,714	33,104
Fruits and vegetables, dried, salted or preserved, all sorts . . . Tons										
	580	660	238	90	370	85,805	1,02,157	29,211	11,485	44,932
Total of Fruits and Vegetables . . . Value	—	—	—	—	—	89,566	1,02,557	57,648	24,197	78,036



TRADE AT CHIEF PORT  
RANGOON

( 202 )

No. 12—continued  
EXPORTS—continued

INDIAN MERCHANDISE—continued

PRINCIPAL AND OTHER ARTICLES	QUANTITY					VALUE				
	1929-30	1930-31	1931-32	1932-33	1933-34	1929-30	1930-31	1931-32	1932-33	1933-34
						R	R	R	R	R
BURMA—continued										
RANGOON—continued										
Grain, Pulse, and Flour—										
Maize . . . Tons	335	..	5	..	87	21,550	..	400	..	2,360
Pulse—										
Beans . . . "	31,693	21,528	33,692	30,404	25,005	42,94,737	16,89,868	18,13,351	15,03,549	11,14,296
Gram . . . "	2,482	1,795	1,885	1,842	1,454	3,67,987	1,86,350	1,30,423	1,25,346	1,09,092
Other sorts . . "	3,515	2,440	3,436	2,978	3,451	5,02,244	2,85,416	3,47,695	2,69,148	2,24,975
Total of Pulse . . "	37,690	25,763	39,013	35,224	29,910	51,64,968	21,61,633	22,91,469	19,88,043	14,48,363
Rice in the husk (paddy) "	5,315	7,609	44,490	37,167	1,209	4,41,507	3,55,620	17,18,549	16,54,309	43,006
Rice not in the husk—										
Bolled rice . . "	437,049	435,685	393,269	382,684	417,806	5,91,86,602	4,70,21,955	2,96,97,531	2,80,37,001	2,43,09,044
Cleaned rice . . "	1,197,867	1,081,069	1,191,557	872,606	735,425	15,12,62,493	11,77,38,099	8,29,52,214	6,17,71,711	4,07,82,800
Broken cleaned rice . . "	74,079	107,696	78,719	72,837	75,303	81,05,232	87,59,644	40,64,241	40,71,687	28,31,332
Other sorts . . "	43,711	46,979	60,057	20,593	21,232	45,81,756	40,80,948	37,41,808	11,04,335	6,88,089
Total of Rice not in the husk . . "	1,762,703	1,671,429	1,723,602	1,348,520	1,249,766	22,31,36,083	17,76,00,646	12,04,55,794	9,49,84,734	6,86,12,365
Wheat flour . . "	6	168	325	95	89	1,530	23,157	36,565	11,055	9,797
Other sorts . . "	856	35	121	715	51	88,359	2,694	5,303	39,499	3,935
Total of Grain, pulse, and flour . . "	1,795,908	1,705,024	1,807,606	1,421,721	1,281,202	22,88,53,997	18,01,43,736	12,45,11,080	9,86,77,614	7,01,19,876
Hardware and cutlery including plated ware . Value	—	—	—	—	—	22,409	10,533	5,826	9,481	14,501
Hides and Skins, raw—										
Hides, raw—										
Buffalo hides { Tons } 747	617	825	540	887	} 3,64,555	2,12,091	2,24,633	1,16,768	1,72,052	
{ =No. } =34,814	=26,985	=35,460	=23,038	=40,781						
Cow hides { Tons } 2,004	2,996	2,963	2,692	3,896	} 15,11,363	13,46,749	10,58,500	8,74,735	11,70,733	
{ =No. } =350,344	=508,542	=534,711	=512,706	=615,422						
Cow Calf Skins { Tons } ..	..	{ 4 }	..	..	} ..	..	2,102	..	..	
{ =No. } ..	..	=1,100	..	..						
Total of Hides, raw { Tons } 2,761	3,613	3,792	3,232	4,783	} 18,75,913	15,58,840	12,85,235	9,91,503	13,42,785	
{ =No. } =385,158	=585,527	=571,271	=536,744	=656,203						
Skins, raw { Tons } 15	..	..	..	10	} 12,536	769	..	..	3,059	
{ =No. } =10,917	=519	..	..	=4,145						
Cuttings of hides and skins (raw) . . Tons	81	40	44	42	36	18,245	14,867	6,380	7,476	4,493
Total of Hides and skins (raw) . . "	2,847	3,662	3,836	3,274	4,829	19,06,749	16,74,496	12,91,615	9,98,978	13,50,342

No. 12—continued  
EXPORTS—continued

## INDIAN MERCHANDISE—continued

PRINCIPAL AND OTHER ARTICLES	QUANTITY					VALUE				
	1929-30	1930-31	1931-32	1932-33	1933-34	1929-30	1930-31	1931-32	1932-33	1933-34
<b>BURMA—continued</b>						R	R	R	R	R
<b>RANGOON—continued</b>										
Jadestone . . . Cwts.	2,137	1,475	2,502	2,654	1,799	4,86,156	2,18,522	3,52,264	3,77,178	1,79,723
<b>Lac—</b>										
Seed . . . "	5,362	2,343	—	..	268	5,41,188	2,35,978	—	—	6,485
Stick . . . "	69	768	6,669	2,402	2,852	3,567	26,580	1,15,258	35,442	46,275
Other kinds (excluding lac-dye) "	607	9	47	..	..	18,054	206	411	..	..
Total of Lac . . "	6,038	3,120	6,736	2,492	3,120	5,62,759	2,62,770	1,16,609	35,442	62,710
<b>Leather—</b>										
Hides, tanned or dressed—										
Cow hides { Tons =50,515 =No. =27,840	840 =50,515	215 =27,840	205 =31,355	143 =21,160	48 =7,020	6,34,630	2,61,910	2,55,140	1,54,327	40,550
Skins, tanned or dressed { Tons =24,380 =No. =6,899	9 =24,380	2 =6,899	..	1 =2,500	..					
Unwrought . . . Cwts.	..	2	95	..	..	..	50	1,140	..	..
Manufactures (excluding boots and shoes) . . . Value	—	—	—	—	—	1,260	175	330	..	..
Total of Leather . . "	—	—	—	—	—	6,62,008	2,67,285	2,56,610	1,55,139	40,550
<b>Manures (excluding oil-cakes)—</b>										
<b>Bones—</b>										
For manurial purposes . . . Tons	70	22	140	230	8	6,138	2,675	8,016	14,475	557
Bonemeal . . . "	830	150	385	1,008	1,152	23,550	10,000	20,574	55,569	68,445
Other Sorts . . . "	550	152	..	..	..	36,756	9,514	..	..	..
Total of Bones . . "	950	324	525	1,238	1,160	71,444	22,189	28,690	70,044	64,002
Other kinds . . . "	38	..	92	26	200	3,276	..	6,217	1,920	11,175
Total of Manures . . "	988	324	617	1,264	1,360	74,720	22,189	34,807	71,904	75,377
<b>Metals and Ores—</b>										
Copper . . . Cwts.	266,069	344,122	241,982	224,102	252,179	53,21,378	80,99,280	26,73,748	24,75,883	27,32,096
<b>Iron or steel—</b>										
Pig . . . . . Tons	40	..	..	..	..	969	..	..	..	..
Old for remanufacture "	1,251	20	1,786	919	4,126	28,113	200	18,602	11,077	76,753
Other manufactures of iron or steel . . "	188	1	1	..	..	4,785	30	140	55	..
Total of Iron or Steel . . "	1,479	21	1,787	919	4,126	33,867	230	18,742	11,132	76,753

TRADE AT CHIEF PORT  
RANGOON

( 204 )

No. 12—continued  
EXPORTS—continued

INDIAN MERCHANDISE—continued

PRINCIPAL AND OTHER ARTICLES	QUANTITY					VALUE				
	1929-30	1930-31	1931-32	1932-33	1933-34	1929-30	1930-31	1931-32	1932-33	1933-34
						R	R	R	R	R
<b>BURMA—continued</b>										
<b>RANGOON—continued</b>										
<b>Metals and Ores—contd.</b>										
<b>Lead—</b>										
Fig . . . Cwts.	1,455,772	1,405,618	1,294,030	1,217,402	1,302,267	2,44,51,479	2,16,07,919	1,73,28,447	1,47,58,733	1,51,74,300
Other sorts . . "	162,594	8,208	9,101	15,102	28,836	4,54,786	96,415	1,09,785	1,30,078	2,62,185
<b>Total of Lead . . "</b>	<b>1,618,366</b>	<b>1,503,824</b>	<b>1,303,731</b>	<b>1,232,594</b>	<b>1,329,093</b>	<b>2,49,06,265</b>	<b>2,17,04,334</b>	<b>1,74,38,232</b>	<b>1,48,97,811</b>	<b>1,54,26,494</b>
<b>Tin—</b>										
Ore . . . Tons	23	12	5	8	10	88,985	15,187	5,545	11,532	21,010
Unwrought (Block), etc. Cwt.	2	..	..	..	150	150	..	..	..	137
Wolfram ore . . Tons	676	2,602	3,073	2,764	3,290	11,98,536	46,54,015	54,33,736	48,81,262	57,04,210
Zinc or spelter, all sorts . . . Cwts.	1,314,954	1,225,000	1,126,300	964,000	1,400,194	65,74,790	55,00,000	28,15,250	24,10,000	33,85,523
Metals, unenumerated .	71,299	65,084	60,230	72,006	68,693	7,30,408	6,38,262	7,10,048	8,66,304	9,06,273
Ores, unenumerated Tons	731	330	..	..	..	1,81,173	39,544	..	..	..
<b>Total of Metals . . "</b>	<b>165,012</b>	<b>156,922</b>	<b>138,400</b>	<b>125,553</b>	<b>156,942</b>	<b>3,75,66,858</b>	<b>3,39,42,106</b>	<b>2,36,56,220</b>	<b>2,06,61,130</b>	<b>2,25,27,276</b>
<b>Total of Ores . . "</b>	<b>1,430</b>	<b>2,944</b>	<b>3,078</b>	<b>2,772</b>	<b>3,300</b>	<b>14,18,694</b>	<b>47,09,746</b>	<b>54,39,281</b>	<b>48,92,794</b>	<b>57,25,220</b>
<b>Total of Metals and Ores . . "</b>	<b>166,442</b>	<b>159,866</b>	<b>141,478</b>	<b>128,325</b>	<b>160,242</b>	<b>3,89,85,552</b>	<b>3,86,50,852</b>	<b>2,90,95,501</b>	<b>2,55,53,924</b>	<b>2,82,52,496</b>
<b>Oils—</b>										
<b>Essential Lbs. and gals.</b>										
Mineral . . . "	6,958=773	..	..	450=50	..	3,854	..	..	602	..
	85,262	65,053	88,155	72,724	66,974	1,11,936	88,049	80,606	86,335	81,933
<b>Vegetable, non-essential—</b>										
Cotton Seed { Cwts. 5 5 1,099 10 29,629 } 140 116 27,983 266 3,73,308	Gals. =68 =61 =24,877 =130 =368,713									
Groundnut { Cwts. .. 1 10 1 3,188 } 4 21 256 16 60,617	Gals. =4 =12 =128 =8 =39,605									
Other sorts { Cwts. 9 37 84 .. 88 } 1,205 1,084 682 6 500	Gals. =113 =449 =1,034 =4 =400									
<b>Total of Vegetable, non-essential { Cwts. 14 43 2,093 11 32,853 } 1,349 1,221 28,021 288 4,24,425</b>	<b>Gals. =185 =522 =26,039 =142 =408,718</b>									
<b>Total of Oils . . Gals.</b>	<b>86,220</b>	<b>65,575</b>	<b>114,194</b>	<b>72,016</b>	<b>475,692</b>	<b>1,17,139</b>	<b>84,270</b>	<b>1,18,527</b>	<b>87,185</b>	<b>5,06,858</b>
<b>Oil-cakes—</b>										
Cotton cake . Tons	2,987	7,419	2,868	5,571	6,325	2,90,530	5,79,640	1,57,756	2,79,683	3,47,397
Groundnut cake . "	53,751	48,743	39,478	39,108	43,505	44,63,035	28,70,678	19,52,769	21,99,617	19,50,179
Rape or Sesamum . "	6	..	1	2,764	261	360	..	102	1,44,615	12,215
Others . . "	21	208	239	232	233	1,274	12,104	14,566	14,717	9,827
<b>Total of Oil-cakes . . "</b>	<b>56,765</b>	<b>56,400</b>	<b>42,606</b>	<b>47,675</b>	<b>50,324</b>	<b>47,55,199</b>	<b>34,62,422</b>	<b>21,25,193</b>	<b>26,38,632</b>	<b>23,19,618</b>
Paraffin wax . . "	51,985	42,742	35,721	33,632	48,685	2,36,54,449	1,01,37,645	1,49,80,846	1,42,12,248	2,04,09,626
Provisions and oil-man's stores . . Cwts.	227	66	815	101	38	20,918	4,035	9,914	6,775	4,598

No. 12—continued  
EXPORTS—continued

## INDIAN MERCHANDISE—continued

PRINCIPAL AND OTHER ARTICLES	QUANTITY					VALUE				
	1929-30	1930-31	1931-32	1932-33	1933-34	1929-30	1930-31	1931-32	1932-33	1933-34
BURMA—continued						R	R	R	R	R
RANGOON—continued										
Rubber—										
Raw . . . Lbs.	5,198,843	4,477,471	3,076,625	1,526,083	2,539,732	24,04,668	13,92,023	4,89,777	1,78,071	4,02,703
Manufactures . Value	—	—	—	—	—	206	..	67	562	954
Total of Rubber . "	—	—	—	—	—	24,04,874	13,92,023	4,89,844	1,78,633	4,03,747
Seeds—										
Oil-seeds—										
Essential—										
Coriander . Tons	342	346	133	597	404	55,667	34,999	25,552	63,090	39,055
Other sorts . "	..	..	..	..	1	..	..	..	..	450
Non-essential—										
Groundnuts . "	77	..	27	7	40	13,820	30	4,507	603	4,144
Sesamum . "	..	4	60	308	646	..	680	10,365	44,441	50,283
Other sorts . "	112	10	33	1	33	11,316	1,503	1,500	140	4,128
Other than oil-seeds . "	..	..	1	..	..	5	155	60	5	45
Total of Seeds . "	531	360	254	913	1,124	80,803	37,367	42,050	1,08,279	1,08,005
Shells and Cowries—										
Cowries . . . Cwts.	..	..	153	..	..	..	..	8,668	..	..
Shells—										
Shells (chanks, sankhli, etc.) . "	213	1,085	700	1,106	339	9,964	27,244	41,500	52,895	15,611
Tortoise shell . lbs.	25	..	..	2,352	..	1,200	..	..	210	..
Total value of Shells and Cowries . Cwts.	213	1,085	853	1,127	339	11,164	27,244	50,269	53,105	15,611
Spices—										
Chillies . . "	6,013	3,130	3,410	10,988	15,813	1,51,050	81,347	49,650	1,27,401	3,15,470
Other sorts . "	483	10	5	18	7	4,741	615	403	544	809
Total of Spices . "	6,496	3,149	3,415	11,006	15,820	1,55,791	81,962	50,053	1,27,945	3,16,279
Textiles—										
Cotton—										
Raw . . . { Tons = Bales	9,900 = 55,314	14,926 = 83,557	5,197 = 20,094	13,553 = 75,901	20,000 = 117,620	00,14,073	06,86,853	26,42,363	67,06,330	1,04,37,906
Waste . . . Cwts.	1	2	(50 lbs.)	202	1	39	47	14	2,838	12
Twist and yarn . "	1,590	..	..	..	27,000	350	..	..	..	6,328
Manufactures . Value	—	—	—	—	—	1,542	2,930	4,027	2,197	18,985
Total of Cotton, raw and manufactures (including twist and yarn) . "	—	—	—	—	—	99,16,004	06,89,830	26,46,404	68,01,365	1,04,63,311

TRADE AT CHIEF PORT  
RANGOON

( 206 )

No. 12—continued  
EXPORTS—continued

INDIAN MERCHANDISE—concluded

PRINCIPAL AND OTHER ARTICLES	QUANTITY					VALUE				
	1929-30	1930-31	1931-32	1932-33	1933-34	1929-30	1930-31	1931-32	1932-33	1933-34
BURMA—continued						R	R	R	R	R
BANGOON—continued										
Textiles—continued										
Wool—										
Raw . . . Lbs.	11,267	54,600	50,400	64,115	..	4,737	21,330	10,900	12,710	..
Manufactures . Value	—	—	—	—	—	8,140	12,360	18,305	5,730	11,833
Total of Wool ..	—	—	—	—	—	12,880	33,703	29,205	18,440	11,833
Other textiles—										
Raw . . . Cwts.	77	23	11	10	..	5,057	263	116	110	..
Manufactured . Value	—	—	—	—	—	15,624	3,081	4,854	3,211	7,925
Total of Textiles . ..	—	—	—	—	—	99,50,471	97,26,882	26,80,578	68,23,135	1,04,83,069
Tobacco—										
Unmanufactured . . Lbs.	3,971,602	2,437,218	3,618,584	1,072,307	1,186,787	12,16,783	6,07,714	5,42,152	2,33,977	1,90,066
Manufactured—										
Cigars . . . "	86,976	67,637	83,311	36,827	35,492	80,692	70,920	40,057	37,915	45,797
Other sorts . . . "	38,803	20,152	4,386	..	90	16,500	14,140	1,285	..	20
Total of Tobacco ..	4,092,386	2,525,007	3,656,281	1,109,134	1,222,309	13,13,975	6,92,774	5,83,494	2,71,892	2,36,782
Vehicles, excluding locomotive, etc. for Railways—										
Ships, parts of (including launches and boats) Value	—	—	—	—	—	..	..	..	30,000	..
Wax of all kinds, other than paraffin wax (excluding candles) . . Cwts.	12,342	14,414	3,260	10,350	133	2,60,404	3,22,102	68,326	2,17,516	4,659
Wood and timber—										
Teakwood . . . Cubic Tons	46,586	35,599	20,228	15,916	24,056	1,31,48,701	1,03,14,752	53,29,601	37,49,613	56,83,646
Teak logs . . . Tons.	3,000	2,307	2,647	3,033	3,585	5,27,162	4,90,626	4,44,420	4,28,493	5,15,811
Hard wood (other than Teak) (a) . . "	—	—	—	—	445	—	—	—	—	45,723
Other kinds of Wood and timber . Value	—	—	—	—	—	1,31,850	1,37,060	94,703	1,16,383	1,347
Manufactures of wood, other than furniture and cabinetwork . . . "	—	—	—	—	—	30,538	3,431	2,224	578	692
Total of Wood and Timber . . . "	—	—	—	—	—	1,38,38,251	1,09,46,169	58,71,008	42,95,069	62,47,410
Postal Articles . . . "	—	—	—	—	—	82,81,117	50,13,182	61,29,534	48,66,124	33,77,842
All other articles of merchandise—										
Unmanufactured . . . "	—	—	—	—	—	1,62,544	1,23,499	1,01,041	72,630	31,084
Manufactured . . . "	—	—	—	—	—	1,01,072	88,776	75,953	68,824	55,168
GRAND TOTAL (EXCLUSIVE OF GOVERNMENT STORES) . . . "	—	—	—	—	—	34,34,81,959	27,92,54,266	19,56,53,785	16,58,00,051	14,85,42,936

GOVERNMENT STORES

PRINCIPAL AND OTHER ARTICLES	QUANTITY					VALUE				
	1929-30	1930-31	1931-32	1932-33	1933-34	1929-30	1930-31	1931-32	1932-33	1933-34
Apparel (including drapery, uniforms, accoutrements but excluding hosier) Value	—	—	—	—	—	17,613	20,508	24,328	5,628	23,357
All other articles—										
Unmanufactured . . . "	—	—	—	—	—	1,59,981	1,94,164	416	1,06,062	1,570
Manufactured . . . "	—	—	—	—	—	33,754	22,651	23,775	24,684	35,188
GRAND TOTAL . . . "	—	—	—	—	—	2,11,348	2,37,323	43,519	1,36,374	60,115

(a) Separately recorded from 1933-34.

No. 12—continued  
EXPORTS—continued

## FOREIGN MERCHANDISE

PRINCIPAL AND OTHER ARTICLES	QUANTITY					VALUE				
	1929-30	1930-31	1931-32	1932-33	1933-34	1929-30	1930-31	1931-32	1932-33	1933-34
						Rs	R	R	R	R
<b>BURMA—continued</b>										
<b>RANGOON—continued</b>										
Apparel (including drapery, uniforms, accoutrements, but excluding hosiery, boots and shoes) Value	—	—	—	—	—	32,413	35,001	35,847	39,726	23,046
Hardware, excluding cutlery and electro- plated ware . . . . . "	—	—	—	—	—	2,17,620	1,86,644	1,85,967	2,34,223	1,57,136
Instruments, appara- tus, and appliances, and parts thereof—										
Electrical . . . . . "	—	—	—	—	—	82,781	12,421	76,236	15,211	10,951
Musical . . . . . "	—	—	—	—	—	9,054	28,910	12,937	10,748	24,704
Photographic . . . . . "	—	—	—	—	—	76,351	1,48,692	71,467	77,939	50,979
Other kinds . . . . . "	—	—	—	—	—	23,016	27,577	24,076	31,317	13,659
Total of Instru- ments, apparatus and appliances . . . . . "	—	—	—	—	—	1,41,202	2,17,600	1,85,716	1,35,215	1,00,208
Jewellery (excluding imitation jewellery and precious stones and pearls, unset), also plate of gold and silver—										
Jewellery . . . . . "	—	—	—	—	—	14,027	..	4,880	..	865
Plate of gold and silver . . . . . "	—	—	—	—	—	7,117	21,928	29,575	33,412	7,443
Total of Jewellery (excluding imita- tion jewellery, etc.) . . . . . "	—	—	—	—	—	21,144	21,928	34,455	33,412	8,308
Machinery and Millwork . . . . . "	—	—	—	—	—	84,814	91,802	51,336	36,876	44,074
Metals and Ores—										
Iron or steel —										
Old for remanu- facture . . . . . Tons	548	..	2,216	7,851	10,048	13,331	..	28,158	1,23,891	1,34,195
Other manufactures . . . . . "	656	16	7	12	2	20,435	7,729	2,769	5,354	1,164
Total of Iron or Steel . . . . . "	1,204	16	2,823	7,863	10,050	33,766	7,729	30,927	1,29,245	1,35,359
Tin—										
Unwrought (blocks, ingots, bars and slabs) . . . . . Cwts.	..	..	..	200	..	..	..	..	24,168	..
Metals unenumera- ted . . . . . "	3	420	467	626	1,399	716	37,822	55,714	59,919	43,877
Total of Metals and Ores . . . . . Tons.	1,204	37	2,846	7,904	10,120	34,482	45,551	86,641	2,13,327	2,29,236
Oils . . . . . Gals.	1,120	95,592	13,439	1,593	..	5,026	18,038	4,051	4,887	..

TRADE AT CHIEF PORT  
RANGOON

( 208 )

No. 12—concluded  
EXPORTS—concluded

FOREIGN MERCHANDISE—continued

PRINCIPAL AND OTHER ARTICLES	QUANTITY					VALUE				
	1929-30	1930-31	1931-32	1932-33	1933-34	1929-30	1930-31	1931-32	1932-33	1933-34
						R	R	R	R	R
<b>BURMA—concluded</b>										
<b>RANGOON—concluded</b>										
Provisions and Ollman's stores (including fish and fruits and vegetables) and confectionary . Cwts.	186	600	1,392	258	208	7,285	33,371	1,28,837	10,349	11,618
Rubber manufacture ..	..	..	..	..	..	828	10,174	44,839	8,924	3,508
Textiles—										
Cotton—										
Twist and yarn . lbs.	..	900	..	..	2,050	..	1,300	..	..	2,443
Manufactures—										
Piecegoods—										
Grey (unbleached) Yards	1,728	..	..	..	..	1,141	..	..	..	..
White (bleached) "	5,883	11,000	6,452	1,640	62,640	3,073	4,600	3,175	300	12,600
Coloured, printed, or dyed . "	12,916	73,208	66,245	59,521	537,327	5,948	34,133	24,407	16,341	1,39,136
Total of Piecegoods ..	20,527	89,208	72,697	61,161	609,967	10,162	38,733	27,582	16,641	1,51,095
Other sorts of manufactures . Value	—	—	—	—	—	3,940	6,510	10,161	1,698	8,331
Total of Cotton manufactures (including twist and yarn) . "	—	—	—	—	—	14,102	46,543	37,743	18,339	1,62,469
Wool—										
Raw . lbs.	5,040	5	..	..	..	1,400	5	..	..	..
Manufactures . Value	—	—	—	—	—	4,843	9,233	15,585	667	..
Total Wool ..	—	—	—	—	—	6,243	9,238	15,585	667	..
Other Textiles manufactured . "	—	—	—	—	—	20,397	19,857	24,355	15,983	15,120
Total value of Textiles ..	—	—	—	—	—	40,742	75,638	77,683	34,939	1,77,689
Toys and requisites for games and sports, including fishing tackle (other than fire-arms) ..	—	—	—	—	—	28,700	2,944	1,099	1,508	1,701
Vehicles (excluding locomotives, etc., for Railways) Carriages, carts and parts thereof . "	—	—	—	—	—	1,14,993	1,41,733	83,166	21,044	13,013
Other kinds . "	—	—	—	—	—	800	6,350	610	13,838	35,156
Total of Vehicles, etc. ..	—	—	—	—	—	1,15,793	1,48,083	83,776	34,882	48,169
Wood and Timber . "	—	—	—	—	—	21,026	15,452	5,293	4,479	3,032
Postal Articles . "	—	—	—	—	—	9,064	5,938	8,034	3,830	4,310
[All other articles of merchandise—										
Unmanufactured ..	—	—	—	—	—	17,150	18,298	7,031	9,037	2,410
Manufactured . "	—	—	—	—	—	98,013	1,07,850	93,923	82,191	65,740
GRAND TOTAL (EXCLUSIVE OF GOVERNMENT STORES) . "	—	—	—	—	—	8,70,285	10,16,274	10,23,477	8,84,073	8,81,279

GOVERNMENT STORES

PRINCIPAL AND OTHER ARTICLES	QUANTITY					VALUE				
	1929-30	1930-31	1931-32	1932-33	1933-34	1929-30	1930-31	1931-32	1932-33	1933-34
						R	R	R	R	R
TOTAL VALUE . . . . .	—	—	—	—	—	4,520	806	12,254	1,168	13,642

# IMPORTS AND EXPORTS

## FROM AND TO EACH COUNTRY

ACCORDING TO THE COUNTRY OF CONSIGNMENT IN THE CASE OF IMPORTS, AND ACCORDING TO THE COUNTRY OF FINAL DESTINATION IN THE CASE OF EXPORTS, IN EACH OFFICIAL YEAR FROM 1929-30 TO 1933-34

### UNITED KINGDOM (including CHANNEL ISLANDS)\*

#### IMPORTS THEREFROM

ARTICLES	QUANTITY					VALUE				
	1929-30	1930-31	1931-32	1932-33	1933-34	1929-30	1930-31	1931-32	1932-33	1933-34
<b>ANIMALS, LIVING—</b>						<b>£</b>	<b>£</b>	<b>£</b>	<b>£</b>	<b>£</b>
Horses . . . . . Nos.	326	267	329	299	361	7,85,185	5,84,698	8,07,958	5,44,840	4,90,634
Other kinds . . . . . "	1,276	2,962	1,823	1,558	1,028	1,40,872	1,60,442	1,05,746	1,11,931	1,10,082
Total Animals, living . . . . . "	1,602	3,229	1,652	1,857	1,389	8,76,007	7,45,140	9,13,699	6,76,771	6,00,716
<b>APPAREL (excluding HOSIERY AND BOOTS AND SHOES)—</b>										
Apparel (including drapery, uniforms and accoutrements) . . . . . Value	—	—	—	—	—	40,98,794	22,31,967	16,74,571	16,16,494	15,47,428
Gold and silver thread . . . . . "	—	—	—	—	—	4,846	2,636	1,032	1,787	1,847
Hats, caps, bonnets, and hatter's ware . . . . . "	—	—	—	—	—	9,69,610	4,89,224	3,44,062	3,64,153	3,05,502
Lametta . . . . . Lbs.	100	4,689	290	12,222	614	263	7,699	363	17,673	978
Second-hand clothing . . . . . Value	—	—	—	—	—	5,54,821	2,17,120	1,98,818	1,67,221	1,52,850
Water-proofed clothing . . . . . "	—	—	—	—	—	3,30,622	4,08,697	1,43,788	2,03,093	1,30,921
Total Apparel, etc. . . . . "	—	—	—	—	—	59,53,956	33,57,283	23,58,134	23,71,291	21,39,528
<b>ARMS, AMMUNITION AND MILITARY STORES—</b>										
Cartridge cases—										
Filled—										
Shotgun cartridge cases . . . . . Nos.	11,185,187	9,791,742	9,897,735	9,562,103	9,082,035	8,35,858	7,23,852	6,88,077	6,48,305	6,10,863
Rifle and other Cartridges . . . . . "	2,926,347	2,614,798	15,618,911	7,767,224	4,696,295	2,38,871	1,89,646	10,23,122	6,79,898	3,52,749
Total Filled . . . . . "	14,111,534	12,406,540	25,516,646	17,329,327	13,778,330	10,74,729	9,13,498	17,07,099	13,28,198	9,69,602
Empty . . . . . "	700,080	563,363	529,193	555,756	449,482	25,485	21,216	17,453	18,532	15,020
Total Cartridge cases . . . . . "	14,811,614	12,969,903	26,045,839	17,885,173	14,227,812	11,00,214	9,34,714	17,24,552	13,46,730	9,84,622
Explosives—										
Blasting-fuse { . . . . . Lbs.	461,475	405,275	294,208	322,446	342,133	4,71,176	4,47,644	2,90,230	2,76,437	2,89,571
— No. of coils	—1,623,400	—1,389,340	—1,097,365	—1,169,138	—1,164,240					
„ gelatine . . . . . Lbs.	395,300	304,250	444,600	405,500	600,400	3,55,765	2,59,912	3,75,320	3,47,070	5,23,812
Dynamite . . . . . "	486,550	337,000	155,000	50,000	183,750	4,43,067	2,63,700	1,12,186	36,237	1,48,778
Gelatine dynamite . . . . . "	922,500	987,000	936,250	549,750	780,100	8,93,371	8,34,691	6,78,378	3,89,794	6,16,664
Other nitro-compound explosives . . . . . "	70,000	70,000	..	..	..	41,093	41,093	..	..	..
Detonators . . . . . Nos.	7,388,580	6,853,466	5,058,780	2,776,850	4,491,150	2,29,756	2,22,222	1,55,554	78,006	1,23,639
Others . . . . . Lbs.	388,466	312,186	213,210	169,615	136,563	2,87,169	1,69,641	1,27,130	1,90,895	84,621
Total Explosives . . . . . Value	—	—	—	—	—	26,71,897	22,88,808	17,38,798	12,23,439	17,87,285
Firearms and parts thereof—										
Firearms . . . . . Nos.	14,938	14,256	25,716	14,371	8,015	13,09,227	10,86,214	18,05,360	9,43,578	7,30,377
Parts of firearms . . . . . Value	—	—	—	—	—	23,350	10,062	43,142	18,857	11,592
Total of Firearms, and parts thereof . . . . . "	—	—	—	—	—	13,32,577	10,96,276	18,38,502	9,62,435	7,41,969
Gunpowder—										
Black . . . . . Lbs.	48,755	43,600	55,400	76,025	76,455	54,195	42,646	45,687	53,984	51,028
Smokeless . . . . . "	14,515	11,275	13,930	4,720	6,115	24,742	24,117	24,746	11,314	15,478
Others . . . . . "	1,925	8,938	2,725	5,830	4,975	1,363	5,720	1,752	3,480	3,075
Other sorts of arms, etc. Value	—	—	—	—	—	1,54,029	1,35,216	2,25,551	1,12,261	1,02,789
Total Arms, ammunition, and military stores . . . . . "	—	—	—	—	—	58,38,517	44,79,492	56,99,590	37,08,598	36,80,251
ART. WORKS OF, other than PICTURES . . . . . "	—	—	—	—	—	27,924	85,130	94,236	29,928	40,983
<b>ASBESTOS—</b>										
Raw . . . . . Cwts.	..	..	..	..	10	..	..	..	..	545
Asbestos packing . . . . . Value	—	—	—	—	—	4,72,876	3,43,447	1,91,613	2,13,261	2,03,158
Sheets, Slates, etc. of asbestos cement† . . . . . Cwts.	—	—	—	—	2,096	—	—	—	—	3,35,039
Other manufactures . . . . . Value	—	—	—	—	—	16,94,857	14,37,198	9,24,513	7,33,143	5,84,466
Total Asbestos . . . . . "	—	—	—	—	—	21,67,733	17,80,645	11,16,181	9,46,404	11,23,203

\* Includes figures for Irish Free State up to 1932-33.  
† Separately recorded from 1933-34.



UNITED KINGDOM (including CHANNEL ISLANDS)—continued

IMPORTS THEREFROM—continued

ARTICLES	QUANTITY					VALUE				
	1929-30	1930-31	1931-32	1932-33	1933-34	1929-30	1930-31	1931-32	1932-33	1933-34
BASKETS AND BASKET-WARE	—	—	—	—	—	5,230	8,708	4,000	704	11,462
DELTING FOR MACHINERY—	—	—	—	—	—	—	—	—	—	—
Of cotton	—	—	—	—	—	12,17,123	8,12,218	4,59,825	5,00,467	4,00,403
„ leather	—	—	—	—	—	20,65,051	18,48,724	15,08,724	15,54,108	13,02,511
„ other materials (including coil)	—	—	—	—	—	28,81,180	19,72,952	12,82,874	14,05,898	12,80,240
Total Delting for Machinery	—	—	—	—	—	67,68,960	46,38,894	32,51,423	35,60,028	30,52,154
HOBBS	—	—	—	—	—	35,48,448	34,48,520	23,00,477	10,10,280	13,71,053
BOOKS, PRINTED, AND PRINTED MATTER (not being STATIONERY), including MAPS AND CHARTS	31,445	26,442	23,038	21,200	23,420	60,05,600	51,51,146	43,50,281	39,00,412	41,00,055
BOOTS AND SHOES—										
All leather	313,250	172,004	108,003	107,156	101,303	16,70,135	9,69,935	5,92,859	5,32,556	5,25,744
Rubber soles—										
With canvas uppers	193,208	28,265	10,861	0,211	10,791	3,40,775	59,820	18,297	14,859	14,189
With uppers of leather or other materials (a)	—	—	730	689	1,007	—	—	1,621	2,074	1,874
All rubber (a)	—	—	8,434	76,133	2,746	—	—	8,660	38,235	5,401
Of other materials	127,773	43,774	15,821	13,665	12,631	2,17,492	85,301	39,583	32,705	32,368
Total Boots and Shoes	634,231	244,943	153,249	206,854	128,538	21,28,408	11,15,005	6,60,849	6,21,329	5,70,666
BRUSHES AND BROOMS FOR										
BRUSHES AND BROOMS	75	57	175	177	13	9,824	5,181	7,755	0,106	2,013
BRUSHES AND BROOMS—										
Brushes—										
Paint and varnish brushes	36,371	22,698	19,180	25,554	23,753	2,35,705	1,54,519	1,14,427	1,24,153	1,21,478
Toilet brushes	6,777	4,347	7,547	22,507	26,682	51,606	36,199	47,608	1,12,950	1,42,567
Other brushes	38,488	27,366	23,870	20,189	44,141	2,31,217	1,96,177	1,41,614	1,54,700	2,08,149
Brooms	1,846	1,239	1,428	980	1,011	24,157	15,178	10,287	10,509	9,325
Total Brushes and Brooms	78,482	55,650	52,025	78,210	65,587	5,42,745	4,02,073	3,13,036	4,02,414	4,81,620
BUILDING AND ENGINEERING MATERIALS, other than OF IRON, STEEL, OR WOOD—										
ASPHALT	1,972	1,536	496	848	1,908	2,44,551	1,78,051	55,126	1,01,558	1,84,605
Bricks—										
Bricks, other than fire bricks	84,712	17,063	18,124	34,956	22,745	27,809	3,081	4,720	18,386	5,652
Fire bricks	1,197,009	1,114,817	713,281	470,564	689,799	2,88,432	2,23,548	1,31,937	92,706	1,30,308
Cement—										
Portland	80,809	61,761	44,552	33,257	31,036	41,48,816	34,42,603	24,10,716	15,87,460	12,97,165
Other kinds	821	1,407	607	1,031	1,032	2,46,149	1,63,136	1,12,754	1,18,747	1,18,145
Chalk and lime excluding French oolite	28,743	19,938	20,488	28,921	26,881	53,176	42,340	48,220	50,283	55,604
Clay	26,536	24,330	16,567	12,147	13,429	73,934	61,059	43,465	31,902	32,592
Tiles	5,442,776	2,370,818	2,424,475	1,784,851	1,834,571	5,81,607	3,01,855	2,44,196	1,81,523	2,15,512
Other kinds	41,081	26,080	21,182	23,704	22,933	5,72,414	4,08,733	3,67,576	3,81,058	3,80,721
Total Building and Engineering materials	—	—	—	—	—	65,36,528	58,25,008	34,18,719	25,03,072	23,70,304
BUTTONS OF ALL SORTS—										
Metal	—	—	—	—	—	1,15,524	48,253	63,878	59,530	1,05,246
Other sorts	—	—	—	—	—	68,974	32,593	23,209	41,682	43,246
Total Buttons	—	—	—	—	—	1,70,408	81,156	87,087	1,01,412	1,48,492
CANDLES OF ALL KINDS	824,659	165,451	138,504	150,008	30,411	1,53,307	81,486	67,719	72,149	23,182
CHALK, FRENCH	2,527	792	671	318	364	15,909	8,230	6,256	8,066	4,136

(a) Separately recorded from 1931-32.

No. 13—continued

## UNITED KINGDOM (including CHANNEL ISLANDS)—continued

IMPORTS THEREFROM—continued

ARTICLES	QUANTITY					VALUE				
	1929-30	1930-31	1931-32	1932-33	1933-34	1929-30	1930-31	1931-32	1932-33	1933-34
<b>CHEMICALS AND CHEMICAL PREPARATIONS (excluding CHEMICAL MANURES AND MEDICINES)—</b>						£	£	£	£	£
<b>Acids—</b>										
Acetic (pyroligneous acids) . . . Cwts.	123	373	1,640	981	1,616	5,498	12,712	43,150	30,210	53,738
Carbolic . . . "	601	545	496	438	620	46,785	25,288	19,758	20,070	37,820
Citric . . . "	248	370	299	262	337	41,972	61,280	25,356	20,329	17,251
Hydrochloric* . . . "	—	—	—	277	360	—	—	—	9,747	10,398
Nitric . . . "	353	434	737	153	115	19,070	19,513	23,678	7,461	5,857
Oxalic . . . "	20	564	10	21	17	700	13,648	449	985	977
Sulphuric . . . "	548	314	404	359	680	8,875	10,481	6,805	5,087	3,095
Tartaric . . . "	292	394	408	119	145	35,793	35,430	36,261	10,831	11,233
Other sorts . . . "	2,520	1,747	1,439	3,432	4,601	88,254	58,784	40,771	84,793	105,189
<b>Total Acids</b> . . . "	<b>4,710</b>	<b>4,737</b>	<b>5,433</b>	<b>6,042</b>	<b>8,491</b>	<b>2,47,547</b>	<b>2,27,036</b>	<b>2,10,288</b>	<b>1,90,122</b>	<b>2,50,553</b>
<b>Alum</b> . . . "	<b>41,285</b>	<b>22,435</b>	<b>23,545</b>	<b>15,473</b>	<b>10,378</b>	<b>2,66,441</b>	<b>1,45,082</b>	<b>1,43,912</b>	<b>81,015</b>	<b>57,220</b>
<b>Aluminous sulphates</b> . . . "	<b>34,011</b>	<b>27,297</b>	<b>18,505</b>	<b>11,253</b>	<b>9,991</b>	<b>1,17,316</b>	<b>89,261</b>	<b>60,005</b>	<b>40,206</b>	<b>29,920</b>
<b>Ammonia and salts thereof—</b>										
Anhydrous . . . "	849	1,051	1,392	1,454	1,730	1,11,242	1,27,585	1,42,611	1,63,639	1,85,935
Others . . . "	21,984	16,895	19,354	21,452	23,186	4,68,063	3,54,884	4,12,175	4,08,927	4,27,194
<b>Bleaching materials—</b>										
Bleaching powder (calcium hypochlorate, chloride of lime) . . . "	82,477	82,758	82,771	97,308	135,937	4,70,534	4,95,777	4,86,822	5,58,633	5,39,257
Other sorts . . . "	601	2,857	3,180	7,175	1,467	9,403	1,29,379	52,097	88,034	43,162
<b>Carbide of calcium</b> . . . "	<b>70</b>	<b>897</b>	<b>138</b>	<b>750</b>	<b>106</b>	<b>1,431</b>	<b>10,743</b>	<b>3,194</b>	<b>10,415</b>	<b>1,880</b>
<b>Copperas (ferrous sulphate)</b> . . . "	<b>1,938</b>	<b>904</b>	<b>876</b>	<b>4,178</b>	<b>2,948</b>	<b>10,513</b>	<b>4,091</b>	<b>5,661</b>	<b>14,834</b>	<b>12,795</b>
<b>Copper sulphate</b> . . . "	<b>18,770</b>	<b>11,276</b>	<b>10,325</b>	<b>17,216</b>	<b>26,075</b>	<b>3,78,990</b>	<b>2,02,343</b>	<b>1,64,168</b>	<b>2,31,250</b>	<b>3,28,431</b>
<b>Disinfectants—</b>										
Naphthalene . . . "	379	149	144	24	186	5,985	2,647	2,281	522	2,478
Others . . . "	22,822	24,241	25,637	18,712	24,666	5,75,218	5,21,235	4,10,679	3,17,099	3,40,222
<b>Glycerine</b> . . . "	<b>5,701</b>	<b>3,871</b>	<b>4,345</b>	<b>8,118</b>	<b>11,158</b>	<b>2,61,750</b>	<b>1,09,110</b>	<b>1,63,347</b>	<b>2,54,531</b>	<b>3,53,202</b>
<b>Lead Compounds—</b>										
Litharge . . . "	667	158	44	407	608	15,304	3,644	1,012	6,509	10,117
Others . . . "	94	306	115	540	893	4,147	8,658	2,135	12,096	19,237
<b>Total Lead compounds</b> . . . "	<b>761</b>	<b>524</b>	<b>159</b>	<b>947</b>	<b>1,501</b>	<b>19,451</b>	<b>11,702</b>	<b>3,547</b>	<b>18,605</b>	<b>29,494</b>
<b>Magnesium compounds—</b>										
Chloride . . . "	2,138	1,568	1,470	1,067	951	21,027	19,212	19,117	14,442	10,730
Sulphate . . . "	1,735	811	520	637	1,033	10,288	12,537	9,401	11,910	20,181
Others . . . "	427	233	59	423	1,550	12,125	5,392	1,148	8,646	20,738
<b>Total Magnesium Compounds</b> . . . "	<b>4,300</b>	<b>2,612</b>	<b>2,049</b>	<b>2,127</b>	<b>3,534</b>	<b>52,440</b>	<b>37,041</b>	<b>29,666</b>	<b>36,007</b>	<b>57,649</b>
<b>Potassium compounds—</b>										
Bichromate . . . "	2,453	1,735	3,430	2,045	1,740	75,051	52,303	1,11,057	67,536	60,009
Chlorate . . . "	7	365	1	4	579	286	7,010	54	261	16,095
Cyanide of potassium . . . "	81	45	87	177	306	11,361	5,933	10,253	26,695	34,001
Other sorts . . . "	1,139	663	558	480	636	1,06,907	1,41,222	1,24,247	1,03,008	1,14,464
<b>Total Potassium Compounds</b> . . . "	<b>3,680</b>	<b>2,807</b>	<b>4,076</b>	<b>2,706</b>	<b>3,267</b>	<b>1,93,605</b>	<b>2,08,468</b>	<b>2,45,611</b>	<b>1,91,550</b>	<b>2,24,569</b>
<b>Soda compounds—</b>										
Bicarbonate of soda . . . "	117,266	78,723	91,146	89,505	92,062	8,76,000	6,15,913	7,21,222	6,86,119	6,02,120
Bichromate of soda . . . "	6,105	7,081	5,730	6,238	10,084	1,45,401	1,75,059	1,36,800	1,52,710	2,84,860
Borax (including boric acid) . . . "	14,308	4,920	10,483	17,673	9,455	1,60,198	68,071	1,22,366	1,74,850	1,08,269
Caustic Soda (sodium hydroxide) . . . "	169,403	162,151	212,104	230,324	200,298	13,82,307	21,10,908	25,55,318	27,09,417	30,04,336
Cyanide of sodium . . . "	6,323	6,103	6,040	5,860	5,260	3,43,807	3,15,332	3,14,281	3,07,033	2,71,510
Soda sulphide . . . "	26,029	4,380	21,434	22,200	13,385	1,89,007	36,484	1,57,613	1,53,399	80,117
Sodium carbonate (soda ash and soda crystal) . . . "	1,976,999	920,695	847,522	853,800	893,474	63,06,124	59,41,925	60,91,118	49,40,974	51,19,560
Sodium Sulphate* . . . "	—	—	—	1,750	2,642	—	—	—	14,524	19,218
Sodium Silicate . . . "	35,605	35,108	23,959	23,792	23,473	2,87,021	2,74,009	1,91,596	1,84,191	1,76,143
Soda, other sorts . . . "	8,223	5,836	8,587	9,180	19,173	1,90,644	1,60,082	2,44,130	2,90,568	4,31,239
<b>Total Soda Compounds</b> . . . "	<b>1,450,226</b>	<b>1,245,611</b>	<b>1,227,010</b>	<b>1,259,412</b>	<b>1,330,116</b>	<b>1,04,40,408</b>	<b>98,98,354</b>	<b>95,34,473</b>	<b>96,18,803</b>	<b>1,02,40,838</b>

\*Separately recorded from 1932-33.

UNITED KINGDOM (including CHANNEL ISLANDS)—continued

IMPORTS THEREFROM—continued

ARTICLES	QUANTITY					VALUE				
	1929-30	1930-31	1931-32	1932-33	1933-34	1929-30	1930-31	1931-32	1932-33	1933-34
						£	£	£	£	£
<b>CHEMICALS AND CHEMICAL PREPARATIONS (excluding CHEMICAL MANURES AND MEDICINES)—contd.</b>										
Sulphur (brimstone) . Owts.	7,949	3,427	51,772	4,452	1,311	49,122	21,300	2,25,344	30,788	9,111
Zinc compounds—										
Chloride . . . . . "	20,571	17,671	27,020	28,090	18,912	2,56,784	2,00,735	2,88,261	2,81,820	1,77,632
Others . . . . . "	721	20	461	603	3,108	10,131	1,078	5,587	10,200	50,049
Total Zinc Compounds . . . . . "	21,292	17,700	27,480	28,693	22,020	2,66,915	2,01,813	2,93,848	2,92,020	2,27,681
Other sorts of Chemicals Value	—	—	—	—	—	20,81,804	17,51,025	14,83,678	14,70,248	15,43,662
<b>Total Chemicals and chemical preparations (excluding chemical manures and medicines) . . . . . "</b>	—	—	—	—	—	1,59,33,278	1,41,08,205	1,40,78,407	1,40,08,427	1,19,02,163
CHINA CLAY . . . . . Cwts.	498,362	239,217	391,137	358,856	351,678	15,10,209	7,05,850	9,05,058	8,04,220	7,59,828
CHINESE AND JAPANESE WARE (including LACQUERED WARE, BUT excluding EARTHENWARE AND PORCELAIN) . . . . . Value	—	—	—	—	—	4,912	8,133	3,547	19,692	5,523
<b>CLOCKS AND WATCHES AND PARTS THEREOF—</b>										
Clocks and Timepieces . . . . . No.	3,475	5,668	3,053	4,930	5,035	99,115	81,129	45,279	67,638	58,470
Watches . . . . . "	1,454	928	722	756	4,634	8,064	9,846	18,168	11,172	86,859
Parts of clocks and watches . . . . . Value	—	—	—	—	—	23,405	16,120	10,382	8,910	9,582
<b>Total Clocks and Watches and parts thereof . . . . . "</b>	—	—	—	—	—	1,30,584	1,07,095	73,829	87,720	1,04,911
<b>COAL AND COKE—</b>										
Coal . . . . . Tons	18,812	23,245	23,760	16,994	9,776	3,78,495	4,78,393	5,55,930	3,44,542	2,13,349
Coke . . . . . "	3,417	4,323	1,498	1,220	1,327	1,37,142	1,58,007	61,534	49,104	151,926
<b>Total Coal and Coke . . . . . "</b>	22,229	27,568	25,258	17,214	11,103	5,15,637	6,36,400	6,17,464	3,93,646	2,65,275
COFFEE OTHER THAN ROASTED OR GROUND . . . . . Owts.	241	64	352	1,410	..	20,650	4,186	20,108	1,09,097	..
COB UNMANUFACTURED . . . . . Tons	85	62	25	..	168	10,264	5,938	1,444	13	11,797
CORDAGE AND ROPE OF VEGETABLE FIBRE (excluding JUTE AND COTTON) . . . . . Cwts.	10,316	9,634	5,853	4,466	6,489	5,09,760	4,95,521	2,88,093	1,09,097	2,48,609
COCK MANUFACTURES . . . . . "	826	1,163	1,948	472	1,007	64,089	74,025	81,141	30,742	58,440
<b>CUTLERY—</b>										
Pruning knives . . . . . Value	—	—	—	—	—	2,26,427	2,19,313	1,06,523	1,20,985	1,40,184
Other kinds . . . . . "	—	—	—	—	—	8,86,117	6,10,500	4,80,230	5,29,949	6,41,315
<b>Total Cutlery . . . . . "</b>	—	—	—	—	—	11,12,544	8,29,813	5,86,753	6,50,934	7,81,499
<b>DRUGS AND MEDICINES (excluding CHEMICALS AND NARCOTICS)—</b>										
Camphor . . . . . Lbs.	11,869	193	3,325	2,588	1,339	17,383	429	6,678	5,488	2,232
Opium . . . . . Ounces	468	246	277	392	521	7,289	5,424	6,219	9,066	12,743
Cod liver oil . . . . . Lbs.	58,462	23,298	24,883	41,364	19,691	70,148	84,965	18,097	27,939	12,701
Morphia Preparations of opium and morphia . . . . . Value	834	895	747	471	663	21,343	18,310	14,036	13,130	21,634
Proprietary and patent medicines . . . . . "	—	—	—	—	—	75,441	50,626	55,827	75,329	64,669
Quinine Salts—										
Quinine sulphate or bisulphate . . . . . Lbs.	47,592	28,858	25,949	23,251	28,995	10,19,748	6,06,979	5,98,357	5,40,310	6,87,402
Quinine hydrochloride or dihydrochloride . . . . . "	9,821	5,838	5,028	7,649	7,726	3,25,424	1,88,124	1,89,528	1,84,437	2,69,416
Other sorts . . . . . "	6,598	3,046	2,330	3,357	4,023	1,66,342	65,736	65,350	89,507	1,10,341
Saccharin . . . . . "	3,188	3,288	6,529	9,321	9,053	30,417	24,054	41,202	69,468	60,156
Sarsaparilla and preparations thereof . . . . . Value	—	—	—	—	—	20,681	19,912	17,008	19,861	20,010
Other sorts of drugs and medicines . . . . . "	—	—	—	—	—	58,44,340	35,88,724	34,47,280	35,79,073	41,72,623
<b>Total Drugs and Medicines . . . . . "</b>	—	—	—	—	—	95,29,214	64,37,125	66,07,156	61,15,680	70,68,897

No. 13—continued  
 UNITED KINGDOM (including CHANNEL ISLANDS)—continued  
 IMPORTS THEREFROM—continued

PRINCIPAL AND OTHER ARTICLES	QUANTITY					VALUE				
	1929-30	1930-31	1931-32	1932-33	1933-34	1929-30	1930-31	1931-32	1932-33	1933-34
						£	£	£	£	£
<b>DYEING AND TANNING SUBSTANCES—</b>										
Cochineal . . . Cwts.	146	122	102	12	20	33,582	27,170	10,921	2,074	2,711
Dyes obtained from coal tar—										
Alizarine—										
Dry not exceeding 40 per cent. (a) . . . Lbs.	—	6,720	..	..	..	—	2,990	..	..	..
Dry exceeding 40 per cent. (d) . . . "	—	—	—	1,811	—	—	—	—	2,839	..
Dry, over 70 per cent. but not exceeding 80 per cent. (a) (c) . . . "	—	..	2,120	..	..	—	..	4,138	..	..
Moist, over 10 per cent. but not exceeding 16 per cent. (a) . . . "	—	8,900	34,755	10,240	20,048	—	8,601	26,204	9,160	12,245
Moist, over 16 per cent. but not exceeding 20 per cent. (a) . . . "	—	512,400	708,760	382,836	631,406	—	2,24,899	4,00,681	2,67,267	4,29,481
Moist over 20 per cent. (a) . . . "	—	105,661	112,420	134,176	183,008	—	1,41,666	1,18,854	1,64,484	2,63,760
Total of Alizarine . . . "	1,404,684	723,741	858,055	535,003	734,552	6,99,438	8,73,156	5,49,777	4,43,750	7,05,486
Aniline (c) . . . "	989,614	821,045	1,314,932	—	—	18,98,112	11,61,010	15,56,410	—	—
Congo red (d) . . . "	—	—	—	127,131	108,324	—	—	—	1,00,461	83,825
Coupling dyes of the Naphthol groups (d) . . . "	—	—	—	74,859	88,290	—	—	—	3,83,662	3,97,755
Vats—										
Indigo (b) . . . "	—	—	172,536	77,308	92,316	—	—	1,94,892	1,19,826	1,48,049
Other sorts—Paste (d) . . . "	—	—	—	21,422	14,225	—	—	—	48,756	26,953
" " —Powder (d) . . . "	—	—	—	24,056	23,137	—	—	—	2,96,000	3,32,376
Sulphur, Black (d) . . . "	—	—	—	235,991	163,631	—	—	—	1,19,053	83,111
Metanil, Yellow (d) . . . "	—	—	—	17,174	11,240	—	—	—	34,618	20,276
Aniline Salts (d) . . . "	—	—	—	47,745	139,316	—	—	—	19,075	59,164
Others . . . . . "	21,166	11,720	99,932	989,322	684,962	20,426	14,782	1,78,890	17,39,302	11,52,095
Total Dyes obtained from Coal Tar . . . . .	2,415,464	1,556,506	2,445,455	2,100,121	1,959,993	21,17,976	15,48,948	24,81,969	33,05,093	30,09,089
Indigo, Synthetic (e) . . . Cwts.	1	404	—	—	—	20	51,703	—	—	—
Other sorts (including lac dye) . . . Value	—	—	—	—	—	59,225	40,489	38,540	38,014	93,172
Total Dyeing and Tanning substances . . . . .	—	—	—	—	—	22,07,808	16,68,260	25,31,430	33,45,121	31,09,972
<b>EARTHENWARE AND PORCELAIN—</b>										
Earthenware—										
Pipes of earthenware . . . Cwts.	3,970	1,927	271	563	877	20,718	19,650	3,974	5,497	4,865
Sanitary ware . . . Value	—	—	—	—	—	7,09,394	5,79,827	5,69,166	4,32,361	4,51,615
Other kinds . . . "	—	—	—	—	—	15,39,856	9,79,277	7,26,865	6,81,435	6,51,608
Porcelain—										
Electrical . . . "	—	—	—	—	—	79,912	47,254	32,888	20,748	14,668
Other kinds . . . "	—	—	—	—	—	2,17,976	1,73,762	97,487	89,042	1,00,849
Total Earthenware and Porcelain . . . . .	—	—	—	—	—	25,67,656	17,99,770	14,30,380	12,26,133	12,23,605
Electroplated ware . . . . .	—	—	—	—	—	6,39,337	3,31,888	2,83,908	1,93,555	2,58,296
FIREWORKS . . . . . Lbs.	37,239	152,568	40,215	29,392	30,049	32,990	47,325	37,991	26,500	26,880
<b>FISH excluding CANNED FISH—</b>										
Fish, wet, salted . . . Cwts.	..	3,194	..	111	401	..	27,436	..	361	2,131
Other sorts . . . . . "	2,043	2,381	2,065	1,825	2,421	1,39,637	1,23,599	1,03,970	83,902	1,24,217
Total of Fish (excluding canned fish) . . . . .	2,043	5,575	2,065	1,936	2,322	1,39,637	1,51,035	1,03,970	84,263	1,26,348

(a) Separately recorded from 1930-31.  
 (b) Recorded under this head from 1931-32.  
 (c) Discontinued from 1932-33.  
 (d) Separately recorded from 1932-33.  
 (e) Transferred to Coal tar dyes from 1931-32.

UNITED KINGDOM (including CHANNEL ISLANDS)—continued

IMPORTS THEREFROM—continued

ARTICLES	QUANTITY					VALUE				
	1929-30	1930-31	1931-32	1932-33	1933-34	1929-30	1930-31	1931-32	1932-33	1933-34
						R	R	R	R	R
FODDER BRAN AND POLLARDS (excluding oil-cakes) . . . Cwts.	..	..	..	..	1,320	..	..	..	..	10,400
FRUITS AND VEGETABLES— Fresh fruits and vegetables— Fresh fruits . . . . . Value	—	—	—	—	—	1,45,987	70,040	51,005	35,368	18,382
Fresh vegetables of all kinds . . . . . "	—	—	—	—	—	5,849	3,015	1,016	351	130
Total Fresh fruits and Vege- tables . . . . . "	—	—	—	—	—	1,51,836	70,861	52,021	35,719	18,518
Fruits and vegetables : dried, salted, or preserved, not being canned or bottled— Almonds . . . . . Tons	18	9	7	6	5	43,374	19,714	18,936	12,687	13,800
Currants and raisins . . . "	11	7	10	7	15	13,016	9,428	11,275	9,230	12,095
Dates . . . . . "	52	..	7	..	1	10,385	39	1,414	817	324
Other sorts . . . . . "	33	16	39	15	18	44,404	25,114	34,885	17,070	20,444
Total Fruits and vege- tables : dried, salted, etc. "	114	32	63	27	39	1,11,269	54,205	66,510	39,804	40,723
Total Fruits and Vege- tables . . . . . Value	—	—	—	—	—	2,62,965	1,33,956	1,19,531	75,523	65,241
FURNITURE AND CABINETWARE— Bedsteads . . . . . "	—	—	—	—	—	3,70,555	2,94,361	1,04,531	1,74,474	1,59,029
Furniture of wood (other than bedsteads) . . . "	—	—	—	—	—	3,57,282	3,07,243	1,93,845	1,67,260	1,15,021
Furniture of other mate- rials (other than bed- steads) . . . . . "	—	—	—	—	—	6,52,284	5,06,486	4,26,390	2,78,125	6,69,862
Mouldings . . . . . "	—	—	—	—	—	11,267	7,370	23,943	6,525	18,735
Total Furniture and Cabi- netware . . . . . "	—	—	—	—	—	14,02,388	11,75,410	6,38,709	6,26,384	8,83,847
GELATINE . . . . . Cwts.	265	325	222	182	204	35,249	38,631	32,832	25,170	27,133
GLASS AND GLASSWARE— Bangles . . . . . Value	—	—	—	—	—	47	10,441	4,065	14	696
Beads and false pearls . . Cwts.	20	33	25	41	92	4,720	10,396	9,265	7,647	12,478
Bottles and phials— Sodawater bottles . . . . . Gross	29,858	18,203	16,128	15,803	9,611	7,15,397	4,44,930	3,83,087	3,38,353	2,06,502
Others . . . . . "	55,520	46,808	16,129	13,780	13,675	3,10,520	2,41,130	84,630	1,01,962	92,916
Funnels, globes, and glass parts of lamps . . . Value	—	—	—	—	—	40,313	36,541	32,143	22,757	20,800
Scientific glassware . . . "	—	—	—	—	—	34,535	37,688	30,177	35,985	37,731
Sheet and plate . . . . . Sq. Feet	1,121,823	887,072	912,721	913,283	794,593	5,02,055	3,50,010	3,30,393	3,05,617	2,80,070
Tableware (including decanters, etc.) . . . . . Value	—	—	—	—	—	91,586	86,226	68,771	82,608	33,369
Other glassware . . . . . "	—	—	—	—	—	5,15,271	4,05,708	3,77,985	3,56,613	4,00,812
Total Glass and Glassware . . "	—	—	—	—	—	22,15,054	16,31,970	13,20,522	12,00,951	10,86,034
GLUE . . . . . Cwts.	8,455	5,711	5,821	4,313	4,442	2,09,012	1,57,556	1,25,819	1,01,016	96,018
GRAIN, PULSE, AND FLOUR— Pulse . . . . . Tons	61	16	8	15	15	18,658	4,546	936	1,775	4,114
Other sorts . . . . . "	87	35	50	21	30	20,761	8,204	11,203	6,372	8,559
Total Grain, Pulse and Flour . . "	168	51	58	36	45	39,394	12,840	12,139	8,147	12,673
GRAPHITE CRUCIBLES . . . Cwts.	2,976	2,460	2,374	2,198	2,040	1,52,794	1,27,567	1,40,900	1,17,525	1,16,508
GUMS AND RESINS— Arabic . . . . . "	499	2,447	139	12	25	14,698	64,042	4,388	565	767
Benjamin . . . . . "	1	825	12	845	..	112	37,523	720	38,030	..
Dammar (Resins) . . . . . "	4,024	..	356	..	1,755	31,842	..	10,324	12	17,072
Rosin . . . . . "	503	1,182	601	194	1,690	7,655	12,322	5,771	2,318	17,080
Other sorts . . . . . "	5,433	4,257	5,303	3,656	4,864	2,61,463	1,81,091	2,08,339	90,422	1,77,002
Total Gums and Resins . . . . . "	10,460	8,661	6,411	4,707	8,324	3,15,770	2,95,788	2,29,531	1,35,347	2,11,977

No. 13—*continued*  
 UNITED KINGDOM (including CHANNEL ISLANDS)—*continued*  
 IMPORTS THEREFROM—*continued*

ARTICLES	QUANTITY					VALUE				
	1929-30	1930-31	1931-32	1932-33	1933-34	1929-30	1930-31	1931-32	1932-33	1933-34
						£	£	£	£	£
<b>HAIR AND MANUFACTURES OF HAIR—</b>										
Hair of all kinds . . . Cwts.	112	95	55	32	46	12,407	15,541	4,919	4,030	3,405
Manufactures of hair, other than toilet requisites . . . Value	—	—	—	—	—	20,530	59,166	8,074	11,330	18,610
Total Hair and manufactures of Hair . . . "	—	—	—	—	—	32,937	74,707	7,993	15,360	22,014
<b>HARDWARE, excluding CUTLERY AND ELECTROPLATED WARE—</b>										
Agricultural implements . . . "	—	—	—	—	—	11,76,037	7,44,241	4,80,337	5,58,050	5,82,777
Buckets of tinned or galvanised iron . . . "	—	—	—	—	—	1,58,094	1,13,143	44,670	20,532	17,511
Builders' hardware, etc. . . "	—	—	—	—	—	9,98,437	12,28,873	3,09,059	4,98,058	3,70,040
Domestic . . . " "	—	—	—	—	—	3,42,264	3,71,013	2,44,299	2,18,592	2,41,481
Enamelled ironware . . . "	—	—	—	—	—	1,82,299	1,34,243	1,06,794	1,39,632	1,20,440
Gas mantles . . . "	—	—	—	—	—	1,36,493	68,851	36,533	30,670	67,744
Implements and tools, other than agricultural implements, etc. . . "	—	—	—	—	—	38,08,601	23,74,476	17,04,292	18,44,626	18,80,682
Lamps, metal . . . No.	35,351	24,636	13,495	21,305	22,906	1,49,024	1,21,513	80,535	86,875	89,834
Parts of lamps other than glass . . . Value	—	—	—	—	—	1,97,437	1,06,277	86,045	53,776	48,902
Safes and strong boxes of metal . . . No.	552	1,452	537	144	87	75,727	82,832	23,114	22,626	11,326
Stoves . . . "	39,561	33,231	28,062	17,427	9,423	1,23,314	99,181	1,09,608	69,014	70,930
Other sorts . . . Value	—	—	—	—	—	1,06,92,978	78,05,283	58,90,485	55,56,949	62,38,940
Total Hardware, excluding Cutlery and Electroplated ware . . . "	—	—	—	—	—	1,80,41,865	1,31,49,431	96,15,827	91,44,030	97,55,822
<b>HIDES AND SKINS, RAW—</b>										
Hides, raw . . . { Tons	16	0	34	2	6	10,500	18,382	1,16,942	2,913	2,617
= No.	=2,478	=3,241	=5,905	=270	=1,108					
Skins . . . { Tons	17	10	4	..	2	1,00,927	51,921	30,590	8,078	19,517
= No.	=82,943	=51,193	=24,300	=6,581	=20,410					
Total Hides and Skins, Raw . . . { Tons	33	16	38	2	8	1,17,433	70,253	1,47,532	10,991	22,134
= No.	=85,421	=54,434	=30,295	=6,951	=21,518					
Hops . . . . . Cwts.	684	529	416	609	879	85,871	43,244	41,372	66,107	49,483
<b>INSTRUMENTS, APPARATUS, AND APPLIANCES, AND PARTS THEREOF—</b>										
Electrical, including telegraph and telephone apparatus not being machinery—										
Electric fans and parts thereof . . . Value	—	—	—	—	—	18,96,423	14,43,642	10,50,806	13,19,518	12,77,197
Electric wires and cables—										
Rubber, insulated . . . "	—	—	—	—	—	34,70,598	27,69,738	17,77,369	16,30,755	21,23,651
Insulations, other than rubber . . . "	—	—	—	—	—	40,39,944	38,53,459	19,74,827	21,33,110	21,43,200
Telegraph and telephone wires and cables . . . "	—	—	—	—	—	71,314	2,63,454	54,544	43,026	2,13,720
Bare Copper wire (Electrolytic, etc.)* Cwts.	—	31,640	13,831	7,683	4,722	21,57,409	15,14,430	5,29,129	2,76,157	1,03,652
Telegraph and telephone instruments and apparatus . . . Value	—	—	—	—	—	4,34,091	4,30,635	4,33,444	4,06,149	8,98,650

\* Quantity recorded from 1930-31.

UNITED KINGDOM (including CHANNEL ISLANDS)—continued

IMPORTS THEREFROM—continued

ARTICLES	QUANTITY					VALUE				
	1929-30	1930-31	1931-32	1932-33	1933-34	1929-30	1930-31	1931-32	1932-33	1933-34
						£	£	£	£	£
<b>INSTRUMENTS, APPARATUS, AND APPLIANCES, AND PARTS THEREOF—continued</b>										
Electrical, including telegraph and telephone apparatus not being machinery—continued										
Electric lamps and parts thereof—										
Electric glow lamps—			656,017	686,990	855,112	—	—	7,21,161	8,11,169	8,70,210
Gasfilled electric bulbs (a) No.	—	—	839,470	839,522	985,793	—	—	5,02,697	5,43,926	6,21,439
Vacuum electric bulbs (a) ..	—	—	—	—	—	—	—	5,444	10,766	9,244
Electric bulbs for automobiles (a) ..	—	—	8,822	20,608	918,852	—	—	27,284	35,866	37,969
Wireless valves (a) ..	—	—	5,991	9,652	7,014	—	—	—	—	—
Flash lights including torch lights, pocket lamps, etc (b),,	18,974	21,967	—	—	—	10,798	35,394	—	—	—
Automobile lighting lamps (b),,	10,273	5,632	—	—	—	9,576	3,379	—	—	—
Standard lighting lamps (b),,	1,202,834	1,277,671	—	—	—	8,54,906	8,32,865	—	—	—
Other sorts ..	5,187	7,945	25,422	30,368	54,915	53,057	29,091	58,960	60,274	48,024
Parts and accessories of electric lamps . Value	—	—	—	—	—	1,63,827	1,42,867	69,793	1,02,641	47,644
Batteries ..	—	—	—	—	—	1,80,497	2,32,345	1,99,610	3,56,557	2,08,249
Carbons, electric (including furnace electrodes) ..	—	—	—	—	—	2,72,275	2,12,205	2,16,837	2,71,416	2,26,183
Accumulators (including parts) ..	—	—	—	—	—	18,28,439	11,61,712	6,16,341	7,89,151	6,95,751
Condensers, electric ..	—	—	—	—	—	1,700	4,400	4,940	7,749	23,996
Electric lighting accessories and fittings (including switches) ..	—	—	—	—	—	10,37,702	5,23,759	3,68,130	2,65,530	3,47,736
Electric bell apparatus (not telegraphic or telephonic) ..	—	—	—	—	—	4,433	3,714	1,678	6,151	11,713
Electrical instruments (other than telegraphic and telephonic)—										
Meters ..	—	—	—	—	—	6,91,870	4,52,249	3,35,118	5,51,439	5,18,681
Others ..	—	—	—	—	—	1,21,167	1,21,521	73,596	1,07,209	1,63,551
Electro-medical apparatus (including X-Ray apparatus) ..	—	—	—	—	—	1,05,972	41,791	65,382	82,857	84,765
Switch boards (other than telegraph and telephone) ..	—	—	—	—	—	2,52,827	3,06,989	2,42,990	1,86,072	3,05,738
Electrical goods and apparatus not enumerated ..	—	—	—	—	—	38,16,714	29,72,285	21,38,177	21,52,307	19,71,559
<b>Total Electrical Instruments, including Telegraph and Telephone Apparatus not being machinery ..</b>	<b>—</b>	<b>—</b>	<b>—</b>	<b>—</b>	<b>—</b>	<b>2,15,14,638</b>	<b>1,74,02,231</b>	<b>1,16,23,256</b>	<b>1,21,50,895</b>	<b>1,30,52,597</b>
<b>Musical—</b>										
Pianos and Piano-players complete . No.	55	49	32	27	34	43,570	30,356	14,177	18,554	18,080
Talking machines and accessories—										
Talking machines ..	12,468	10,092	9,618	10,939	16,668	4,89,897	4,11,662	3,24,584	3,87,016	4,94,685
Records ..	553,289	439,929	359,349	204,709	92,217	6,18,624	5,68,194	3,38,686	1,72,994	1,05,068
Accessories . Value	—	—	—	—	—	5,71,524	2,50,538	3,70,977	5,42,524	7,33,070
Other sorts, including parts of musical instruments ..	—	—	—	—	—	2,47,717	2,53,324	1,95,731	2,43,892	1,97,425
<b>Total Instruments, Musical ..</b>	<b>—</b>	<b>—</b>	<b>—</b>	<b>—</b>	<b>—</b>	<b>19,71,932</b>	<b>15,09,269</b>	<b>12,44,155</b>	<b>13,64,970</b>	<b>15,48,328</b>
<b>Optical ..</b>	<b>—</b>	<b>—</b>	<b>—</b>	<b>—</b>	<b>—</b>	<b>1,00,866</b>	<b>97,608</b>	<b>84,408</b>	<b>53,485</b>	<b>77,515</b>
<b>Photographic—</b>										
Cinematograph films—										
Raw Length in feet	4,850,429	4,885,596	3,150,500	5,618,792	7,785,016	1,30,620	2,03,549	1,23,645	1,99,400	3,08,437
Exposed ..	1,704,695	1,385,692	895,656	1,311,100	2,407,526	2,53,683	2,31,079	1,76,902	3,27,965	6,07,201
<b>Total Cinematograph films ..</b>	<b>6,555,124</b>	<b>6,271,188</b>	<b>4,046,156</b>	<b>6,929,892</b>	<b>10,192,542</b>	<b>4,34,303</b>	<b>4,34,628</b>	<b>3,05,547</b>	<b>5,27,365</b>	<b>9,15,638</b>
Photographic, other than cinematograph films . Value	—	—	—	—	—	12,86,131	11,71,620	12,29,135	13,42,367	12,32,865
Scientific and philosophical ..	—	—	—	—	—	12,76,305	10,26,718	8,82,274	9,37,817	9,89,570
Surgical ..	—	—	—	—	—	18,22,229	9,81,430	7,64,743	7,43,610	6,79,175
Wireless apparatus ..	—	—	—	—	—	3,99,768	4,96,976	6,63,455	8,39,572	5,71,971
Other kinds ..	—	—	—	—	—	20,23,995	23,33,831	16,24,101	14,71,274	15,64,840
<b>Total Instruments, Apparatus, and Appliances, and parts thereof ..</b>	<b>—</b>	<b>—</b>	<b>—</b>	<b>—</b>	<b>—</b>	<b>5,03,29,562</b>	<b>2,55,04,411</b>	<b>1,83,26,069</b>	<b>1,94,31,155</b>	<b>2,06,32,499</b>
<b>IVORY—</b>										
Unmanufactured . Lbs.	78,889	84,383	79,240	68,538	44,704	5,88,845	5,76,694	6,50,795	4,66,188	2,48,210
Manufactured . Value	—	—	—	—	—	4,692	670	5,324	178	1,444
<b>Total Ivory ..</b>	<b>—</b>	<b>—</b>	<b>—</b>	<b>—</b>	<b>—</b>	<b>5,93,537</b>	<b>5,77,373</b>	<b>5,56,019</b>	<b>4,66,366</b>	<b>2,49,654</b>

(a) Shown separately from 1931-32.

(b) Discontinued from 1931-32.

## No. 13—continued

## UNITED KINGDOM (including CHANNEL ISLANDS)—continued

## IMPORTS THEREFROM—continued

ARTICLES	QUANTITY					VALUE				
	1929-30	1930-31	1931-32	1932-33	1933-34	1929-30	1930-31	1931-32	1932-33	1933-34
<b>JEWELLERY, ALSO PLATE OF GOLD AND SILVER—</b>						£	£	£	£	£
Jewellery . . . Value	—	—	—	—	—	17,12,129	32,84,439	12,93,232	29,48,461	1,91,736
Plate of gold and silver ..	—	—	—	—	—	4,47,648	8,93,019	3,65,452	3,47,927	2,34,450
Total Jewellery, also plate of gold and silver ..	—	—	—	—	—	21,59,772	36,77,458	16,58,684	32,91,388	4,26,186
<b>LEATHER—</b>										
Hides, tanned or dressed . . . (Tons or No.)	54	10	4	12	3	2,04,805	59,093	46,547	55,122	29,276
Skins, tanned or dressed . . . (Tons or No.)	17	11	9	12	12	2,08,222	1,10,151	88,002	1,04,782	1,30,017
Total Hides and Skins, tanned or dressed . . . (Tons or No.)	71	21	13	24	15	4,13,027	1,69,244	1,34,549	1,59,904	1,59,293
Unwrought . . . Cwts.	2,699	2,409	3,412	1,863	8,966	2,87,879	1,76,355	1,35,478	94,845	1,49,903
Leather cloth including artificial leather . . . Sq. Yards	227,040	117,565	235,158	220,300	292,471	3,77,888	1,76,236	2,50,843	2,21,069	3,01,903
<b>Manufactures (excluding boots and shoes and belting for machinery)—</b>										
Bags and trunks . . . Cwts.	245	149	120	138	195	88,813	44,956	63,379	41,959	57,747
Pickers picking bands and straps . . . "	3,743	2,721	2,425	2,073	2,363	6,93,415	3,69,964	3,76,571	4,07,140	4,23,721
Roller skins . . . "	2,789	1,730	1,936	2,137	1,469	6,75,231	4,29,734	4,26,100	4,58,738	3,19,821
Saddlery and harnesses . . . "	633	1,166	719	598	490	7,33,865	6,94,024	6,80,106	5,36,694	4,56,420
Other sorts . . . "	170	189	123	118	64	79,623	68,466	51,330	36,732	29,551
Total Leather manufactures . . .	16,037	6,493	6,516	13,277	11,012	8,50,042	4,19,934	3,88,390	4,85,581	3,47,746
Total Leather . . . Value	23,608	12,448	11,839	18,936	16,098	31,20,994	20,27,078	19,85,867	19,16,844	16,34,806
<b>LIQUORS, INCLUDING DEWATERED AND PERFUMED SPIRITS—</b>										
<b>Ale, beer and porter—</b>										
Ale and beer—										
In bottle . . . Liq. Gals.	1,352,024	1,213,279	1,024,823	1,162,593	1,139,433	35,76,510	34,73,283	26,20,316	29,04,751	23,26,517
„ bulk . . . "	1,690,620	1,627,220	1,322,339	1,159,371	932,363	24,92,794	22,72,049	17,95,736	16,44,755	13,20,784
Stout and porter—										
In bottle . . . "	177,161	140,373	109,261	104,234	98,963	7,56,054	5,81,071	4,44,200	3,98,609	3,62,091
„ bulk . . . "	27,679	35,996	16,802	20,012	13,184	39,609	42,322	20,645	25,191	13,919
Older and other fermented liquors . . . "	11,717	8,037	7,050	7,472	8,993	66,145	45,535	36,901	37,888	43,878
<b>Spirit—</b>										
Brandy . . . "	8,333	6,753	2,121	2,493	2,401	2,26,942	1,83,195	72,647	69,368	88,472
Gin . . . "	107,375	116,355	74,708	82,195	86,122	9,72,741	10,60,110	6,68,094	7,06,175	7,54,598
Liqueurs . . . "	4,225	3,475	5,047	2,376	2,376	1,09,241	84,432	74,245	63,487	74,743
Rum . . . "	4,874	4,482	3,870	1,718	1,576	40,255	38,525	42,902	14,058	15,041
Whisky . . . "	539,914	509,276	314,320	330,732	334,519	92,15,230	87,40,030	52,70,300	54,62,947	56,11,755
Spirit, present in drugs, medicines, or chemicals . . . "	67,930	46,421	46,958	39,494	49,133	20,88,294	13,88,121	14,06,143	13,08,432	15,42,849
Spirit, perfumed . . . "	4,930	3,165	2,544	2,573	2,966	4,64,813	3,04,686	2,26,192	2,53,147	3,36,123
Other sorts . . . "	22,651	18,293	14,157	13,915	13,025	9,48,790	7,14,156	5,47,014	5,66,430	5,20,149
Total Spirit . . .	760,532	708,220	463,125	475,501	492,813	1,40,61,306	1,25,13,255	83,07,537	84,44,073	89,43,730



UNITED KINGDOM (including CHANNEL ISLANDS)—continued

IMPORTS THEREFROM—continued

ARTICLES	QUANTITY					VALUE				
	1929-30	1930-31	1931-32	1932-33	1933-34	1929-30	1930-31	1931-32	1932-33	1933-34
						R	R	R	R	R
<b>LIQUORS, including DENATURATED AND PERFUMED SPIRITS—continued</b>										
Wines—										
Champagne and other sparkling wines Liq. Gals.	4,478	1,010	1,322	1,245	944	1,07,145	43,107	37,912	37,730	20,720
Port . . . . .	25,148	19,392	12,720	12,120	12,544	3,39,180	2,59,342	1,64,802	1,48,944	1,51,927
Still red wines, other than Port . . . . .	14,864	12,842	8,820	9,606	8,731	1,32,080	1,16,667	66,212	82,303	71,309
Sherry, Madeira, and Marsala . . . . .	22,459	20,076	15,764	15,917	21,634	3,45,500	3,39,877	2,40,597	2,43,203	3,36,058
Still white wines, other than Sherry, Madeira, and Marsala, . . . . .	990	501	340	606	887	11,933	5,835	4,173	7,917	9,443
Other sorts, including Vernouth, etc. . . . .	11,818	8,928	5,431	5,480	6,063	1,06,666	82,508	51,079	51,689	50,582
Total Wines . . . . .	80,757	63,349	44,387	44,974	50,803	10,43,310	8,47,396	5,74,435	5,71,906	6,52,999
Total Liquors . . . . .	4,001,390	3,796,524	2,937,336	2,974,512	2,736,407	2,20,35,734	1,97,74,361	1,38,01,770	1,40,27,173	1,41,03,718
<b>MACHINERY AND MILLWORK—</b>										
Prime-movers (other than electrical)—										
Locomotives (including those for Railways)—										
Oil Engines . No.	28	28	28	29	17	1,55,176	1,34,727	1,56,587	1,05,167	49,272
Parts of Oil engines Value	—	—	—	—	—	48,564	23,367	51,664	24,566	70,539
Steam Engines . No.	129	82	38	20	12	9,80,438	6,94,836	4,51,052	1,70,030	74,173
Parts of steam engines . Value	—	—	—	—	—	7,72,900	5,09,690	3,76,184	4,32,064	3,06,927
Railway locomotive engines and tenders and parts . . . . .	—	—	—	—	—	1,45,63,671	94,62,486	40,53,485	25,51,419	33,02,444
Others . . . . .	—	—	—	—	—	1,82,629	73,220	14,146	77,212	90,023
Other than Locomotives—										
Gas Engines . No.	45	33	9	15	22	1,24,666	1,50,520	23,723	57,769	37,137
Parts of gas engines Value	—	—	—	—	—	47,585	65,806	62,328	56,557	56,094
Oil Engines . No.	4,626	3,529	1,413	1,801	1,697	85,05,700	55,81,988	31,17,094	29,75,810	33,39,140
Parts of Oil engines Value	—	—	—	—	—	17,32,803	12,96,497	8,47,899	9,00,106	9,03,156
Steam Engines . No.	212	119	62	34	112	16,73,703	9,44,191	5,31,512	2,06,937	5,91,798
Parts of steam engines Value	—	—	—	—	—	33,11,596	12,95,437	5,19,425	3,04,059	3,19,556
Others . . . . .	—	—	—	—	—	1,68,904	11,00,458	5,29,060	69,630	3,63,760
Total Prime-movers (other than Electrical) . . . . .	—	—	—	—	—	3,22,68,937	2,13,33,321	1,07,39,109	81,21,866	96,30,220
Electrical machinery of all kinds, not including Instruments, apparatus, and appliances, and parts thereof—										
Control and Switch Gear . . . . .	—	—	—	—	—	32,45,678	38,54,646	39,91,200	21,69,204	19,79,420
Generators, alternators, and dynamos . . . . .	—	—	—	—	—	38,81,796	38,03,979	34,89,465	10,93,710	8,03,236
Motors . . . . .	—	—	—	—	—	35,09,353	34,88,401	22,02,713	15,64,571	16,69,348
Transformers . . . . .	—	—	—	—	—	11,87,341	11,31,804	7,01,554	14,94,802	9,04,033
Turbo-generating sets . . . . .	—	—	—	—	—	5,87,584	2,34,832	2,57,581	3,27,088	1,09,038
Other kinds . . . . .	—	—	—	—	—	59,54,832	56,39,897	53,03,997	48,40,273	30,16,255
Total Electrical machinery, etc. . . . .	—	—	—	—	—	1,83,16,584	1,81,58,459	1,50,07,176	1,20,89,744	86,02,829
Machinery, not being prime-movers or electrical machinery—										
Aerated water making machinery . . . . .	—	—	—	—	—	83,632	91,490	58,002	45,244	51,044
Agricultural machinery—										
Agricultural tractors and parts . . . . .	—	—	—	—	—	1,53,801	69,572	22,979	35,616	67,820
Ploughs and parts . . . . .	—	—	—	—	—	72,140	47,599	74,196	23,107	1,15,114
Other sorts . . . . .	—	—	—	—	—	2,57,170	85,285	69,150	1,86,290	2,00,127
Bollers . . . . .	—	—	—	—	—	1,03,97,570	86,28,210	47,18,114	41,08,175	59,12,890
Boot and shoe manufacturing machinery . . . . .	—	—	—	—	—	3,019	18,732	3,731	29,566	21,101
Leather tanning and curing machinery . . . . .	—	—	—	—	—	79,113	82,591	43,077	34,938	23,798
Metal working machinery (including machine tools) . . . . .	—	—	—	—	—	24,15,980	21,96,148	13,84,647	10,48,719	11,91,382

## No. 13—continued

## UNITED KINGDOM (including CHANNEL ISLANDS)—continued

## IMPORTS THEREFROM—continued

ARTICLES	QUANTITY					VALUE				
	1929-30	1930-31	1931-32	1932-33	1933-34	1929-30	1930-31	1931-32	1932-33	1933-34
<b>MACHINERY AND MILLWORK— continued</b>						<b>£</b>	<b>£</b>	<b>£</b>	<b>£</b>	<b>£</b>
Machinery not being prime-movers or electrical machinery— continued										
Mining machinery— Coal . . . . . Value	—	—	—	—	—	4,97,152	6,02,730	1,84,504	2,73,800	2,94,010
Other sorts . . . . .	—	—	—	—	—	16,62,282	35,84,516	37,10,228	22,08,017	18,50,330
Total Mining machinery . . . . .	—	—	—	—	—	21,59,434	41,87,246	38,94,732	25,72,223	21,44,340
Oil crushing and refining machinery . . . . .	—	—	—	—	—	28,75,074	24,40,530	18,08,239	12,00,954	18,49,380
Paper mill machinery . . . . .	—	—	—	—	—	6,67,625	6,70,847	5,83,340	4,85,000	8,50,362
Pumping machinery (b) . . . . .	—	—	—	—	—	2,39,068	5,42,835	1,05,829	1,16,053	1,06,079
Refrigerating machinery . . . . .	—	—	—	—	—	11,51,166	14,47,363	6,20,197	3,55,081	3,57,516
Rice and flour mill machinery . . . . .	—	—	—	—	—	6,16,841	3,88,258	2,27,447	2,22,179	2,37,769
Saw mill and wood- working machinery . . . . .	—	—	—	—	—	—	—	—	—	—
Sewing and knitting machines and parts thereof—										
Sewing and knitting machines . . . . . No.	48,953	87,058	32,346	27,838	39,334	54,79,618	40,01,354	34,78,724	29,17,217	31,82,705
Parts of sewing and knitting machines and accessories Value	—	—	—	—	—	12,20,080	4,13,282	3,13,287	2,50,023	3,57,372
Sugar machinery . . . . .	—	—	—	—	—	8,49,343	10,82,836	26,22,991	91,48,018	1,95,87,559
Tea machinery . . . . .	—	—	—	—	—	27,65,301	14,90,966	9,70,381	19,79,487	10,23,155
Textile machinery— Cotton—										
Bleaching and dyeing machinery . . . . .	—	—	—	—	—	2,08,065	81,661	2,32,926	2,11,008	1,90,992
Printing machinery . . . . .	—	—	—	—	—	7,520	64,970	19,160	92,615	41,032
Spinning machinery . . . . .	—	—	—	—	—	1,15,59,988	1,05,21,638	97,51,310	1,03,26,743	93,31,447
Weaving machinery . . . . .	—	—	—	—	—	57,14,526	47,62,060	60,15,922	60,97,396	65,91,764
Other sorts . . . . .	—	—	—	—	—	15,43,405	8,33,324	7,15,353	11,81,179	13,46,328
Total Cotton machinery . . . . .	—	—	—	—	—	1,90,28,499	1,62,63,683	1,67,35,177	1,84,08,930	1,95,01,563
Jute . . . . .	—	—	—	—	—	1,41,80,849	79,75,044	31,55,574	35,13,822	31,62,509
Shuttles (excluding those for sewing machines) . . . . .	—	—	—	—	—	8,13,903	6,55,781	6,65,617	5,93,723	4,93,350
Wool machinery . . . . .	—	—	—	—	—	1,47,768	1,10,879	1,07,138	2,46,144	2,03,620
Other sorts . . . . .	—	—	—	—	—	10,12,036	11,44,688	7,12,499	8,96,188	8,75,476
Total Textile machinery . . . . .	—	—	—	—	—	3,51,82,555	2,61,50,075	2,13,76,005	2,30,59,793	2,13,23,518
Typewriters— Typewriters . . . . . No.	1,206	1,040	244	241	732	1,98,017	1,78,809	31,842	34,737	1,05,530
Parts and accessories . . . . . Value	—	—	—	—	—	65,914	59,729	34,994	60,668	83,050
Other sorts of machinery excluding printing machinery . . . . .	—	—	—	—	—	1,93,18,086	1,35,53,512	92,28,291	93,97,107	89,64,775
Total Machinery and Millwork . . . . .	—	—	—	—	—	13,68,33,398	10,72,18,246	7,73,18,410	7,81,21,504	8,73,47,334
<b>MANURES—</b>										
Nitrogenous— Nitrate of Soda Tons	..	5	447	297	520	..	908	57,016	38,039	64,641
Sulphate of Ammonia . . . . .	20,727	19,168	16,148	36,037	28,956	30,23,191	25,64,138	18,73,174	30,73,721	28,13,622
Others (a) . . . . .	—	—	—	—	283	—	—	—	—	38,020
Potassic— Muriate of potash . . . . .	..	202	..	..	50	..	23,795	16	27	6,542
Others (a) . . . . .	—	—	—	141	40	—	—	6	23,060	7,107
Phosphatic Compounds— Ammonium Phosphate (a) . . . . .	1,983	7,137	136	71	1,226	1,10,882	8,95,178	9,204	10,444	1,00,588
Other kinds of manures . . . . .	12	349	230	191	2,690	1,950	21,148	31,925	36,893	4,08,755
Total Manures . . . . .	22,727	26,861	16,964	37,491	37,549	31,45,032	35,05,162	19,74,371	39,11,579	40,78,309

(a) Separately shown from 1931-32.

(b) Separately shown from 1933-34.

UNITED KINGDOM (including CHANNEL ISLANDS)—continued

IMPORTS THEREFROM—continued

ARTICLES	QUANTITY					VALUE				
	1929-30	1930-31	1931-32	1932-33	1933-34	1929-30	1930-31	1931-32	1932-33	1933-34
MATCHES . Gross of boxes	3,586	3,692	2,824	1,006	3,182	10,116	11,107	8,481	5,900	10,473
<b>METALS AND ORES—</b>										
Aluminium—										
Unwrought (ingots, blocks, bars) . Cwts.	281	851	16	55	75	18,981	55,880	1,286	4,301	4,983
Wrought—										
Circles . . . . .	41,731	22,780	8,600	7,951	16,778	35,99,523	18,48,102	6,38,877	7,09,419	13,51,472
Sheets . . . . .	849	534	309	1,173	1,328	67,142	42,238	24,336	87,435	90,902
Other manufactures . . .	2,326	1,022	882	1,341	2,502	2,03,078	1,85,802	86,408	1,48,820	2,91,239
Total Aluminium . . . . .	45,187	26,037	9,807	10,520	20,743	39,78,724	21,37,072	7,50,886	9,44,081	17,47,080
Antifriction metal . . . . .	7,283	4,885	3,673	2,978	3,780	4,63,427	2,52,257	1,93,316	1,62,744	2,55,588
<b>Brass, Bronze, and similar alloys and manufactures thereof—</b>										
Unwrought . . . . .	388	739	383	2,067	71	30,041	41,110	12,983	73,522	4,166
Wrought—										
Mixed or yellow metal, for sheathing . . .	82,491	42,174	71,834	150,091	156,346	43,18,045	10,20,093	26,39,321	46,63,209	46,03,122
Rods . . . . .	3,869	5,161	2,785	2,378	5,196	2,06,396	2,10,653	93,164	79,072	1,48,381
Sheets . . . . .	2,535	3,370	2,964	3,489	2,133	1,40,664	1,81,042	1,09,305	1,20,123	68,032
Tubes . . . . .	271	291	87	117	177	26,349	27,573	7,808	10,557	14,370
Wire . . . . .	1,242	230	211	160	502	79,449	16,221	11,939	8,148	22,689
Other sorts . . . . .	9,777	5,155	4,166	14,239	6,360	8,01,866	4,20,008	4,33,148	6,00,945	4,42,933
Total Brass, etc. . . . .	100,573	57,120	82,430	173,441	170,784	56,02,810	28,16,709	33,08,171	55,55,578	53,03,713
<b>Copper—</b>										
Old, for re-manufacture . . . . .	559	148	60	827	1,301	29,835	5,487	2,332	24,542	34,152
Unwrought—										
Tiles, ingots, cakes, bricks, and slabs . . .	12,275	2,623	2,960	4,771	4,947	7,36,033	4,53,441	1,20,505	1,50,564	1,56,537
Other sorts . . . . .	—	2	—	—	—	45	456	—	—	—
Wrought—										
Brasiers . . . . .	751	1	—	—	626	46,084	41	—	—	22,185
Rods . . . . .	4,786	3,304	13,409	2,230	3,074	3,28,857	2,04,102	5,20,124	87,759	1,01,659
Sheets . . . . .	22,032	35,693	44,465	66,295	105,334	14,43,119	19,46,475	19,04,185	25,06,864	34,59,630
Tubes . . . . .	1,044	668	1,045	526	486	95,266	52,827	59,831	27,576	30,819
Wire, excluding wire of telegraph and telephone . . .	357	449	1,977	251	1,329	27,181	29,529	84,398	12,612	47,590
Other manufactures . . . . .	3,264	3,550	3,383	2,915	2,510	2,88,288	2,61,054	1,78,448	1,64,311	1,41,805
Total Copper (excluding ore) . . . . .	45,064	52,378	67,299	77,815	119,907	29,95,908	29,55,112	28,68,823	29,74,527	39,94,377
Ferro Alloys * . . . . . Ton	—	185	86	25	76	—	40,222	16,454	24,572	16,536
<b>German-silver (including nickel silver) . . . Cwts.</b>										
	3,401	2,213	2,173	3,381	3,938	2,72,394	1,72,921	1,55,498	2,41,869	2,60,452
<b>Iron—</b>										
Vig . . . . . Tons	2,697	3,082	331	746	1,964	2,16,245	2,24,999	26,713	55,275	1,45,288
Manufactures—										
Angle and tee, bolt and rod . . . . .	205	443	71	861	319	36,295	95,134	12,057	84,378	34,102
Bars and channel . . . . .	1,723	999	430	853	415	4,49,565	2,53,031	1,17,231	1,07,456	1,03,128
Rice-bowls . . . . .	254	148	107	96	65	91,069	54,391	39,847	34,227	19,331
Total Iron (excluding ore) . . . . .	4,879	4,672	939	2,056	2,763	7,93,174	6,27,608	1,95,848	2,81,336	3,01,849
<b>Steel—</b>										
Angle and tee . . . . .	20,657	10,569	4,522	4,230	4,317	25,70,715	13,32,911	5,74,733	4,81,107	5,22,989
Spring Bars (other than cast steel) . . . . .	23	287	573	406	50	5,992	44,216	83,008	66,364	10,140
Cast—										
Tool steel—										
High speed . . . . .	282	201	123	186	171	3,15,812	2,11,733	1,19,733	1,63,073	1,45,773
Carbon . . . . .	297	202	175	85	77	1,36,186	79,978	73,738	28,831	37,638
Cast steel bars . . . . .	267	238	123	237	458	1,18,186	83,094	58,558	1,48,892	2,75,950
Other cast steel . . . . .	136	44	53	148	122	57,866	20,573	13,436	47,493	36,047
Ingots, blooms, billets, and slabs . . . . .	1,850	1,434	938	1,131	1,473	1,87,874	1,95,721	1,21,764	1,38,483	1,62,523
Total Steel . . . . .	53,308	33,363	17,560	12,000	21,021	31,58,017	16,72,845	7,68,748	8,36,330	9,17,778

\* Separately recorded from 1930-31.

## No. 13—continued

## UNITED KINGDOM (including CHANNEL ISLANDS)—continued

## IMPORTS THEREFROM—continued

ARTICLES	QUANTITY					VALUE				
	1929-30	1930-31	1931-32	1932-33	1933-34	1929-30	1930-31	1931-32	1932-33	1933-34
<b>METALS AND ORES—continued</b>										
Iron or Steel—										
Anchors and cables . . . Tons	1,837	859	509	488	819	6,27,071	3,76,616	2,22,588	2,39,165	3,38,911
Beams, channels, pillars, girders and bridge-work . . . "	51,482	36,863	14,021	5,832	9,159	79,12,496	62,27,344	22,05,647	8,42,579	13,03,889
Bolts and nuts . . . "	3,659	2,572	2,101	1,030	1,406	14,22,826	9,83,735	7,02,181	4,19,040	5,37,857
Fencing materials (including fencing wire) . . . "	1,285	992	545	589	714	4,60,892	3,32,141	1,95,365	2,04,789	2,65,910
Hoops and strips . . . "	16,228	12,226	10,630	7,978	12,762	24,55,780	17,27,654	13,03,376	10,26,587	16,62,973
Nails, rivets, and washers (excluding wire nails) . . . "	6,398	4,618	3,347	3,004	3,900	17,07,163	11,58,008	8,58,643	7,83,556	9,32,430
Old, for re-manufacture . . . "	269	1,152	892	245	3,112	9,896	35,595	29,296	6,831	86,601
Pipes and fittings, cast . . . "	4,297	2,458	1,554	1,223	1,795	12,17,759	9,00,363	5,98,301	4,87,981	6,06,231
Rails, chairs, and fish-plates (including those for railways) . . . "	17,680	8,827	3,025	1,150	2,385	25,68,204	6,99,964	7,31,447	3,81,441	4,80,192
Screws—										
Wood . . . "	383	234	266	335	211	2,35,446	1,64,532	1,77,506	1,00,331	1,02,684
Metal thread . . . "	348	77	158	79	150	2,06,493	53,286	81,194	40,801	67,756
Total screws . . . "	681	311	424	414	361	4,41,939	2,17,818	2,58,700	2,30,632	1,70,440
Sheets and plates—										
Galvanised—										
Corrugated . . . "	181,681	81,904	47,480	39,751	44,812	3,98,87,139	1,63,50,497	91,33,453	69,16,400	83,71,481
Plain . . . "	18,614	9,469	7,509	9,916	7,338	48,78,685	20,60,100	15,16,207	17,86,666	14,56,617
Tinned—										
Tinplates . . . "	21,770	8,430	7,419	6,887	4,931	67,90,265	25,30,179	19,31,465	19,08,054	15,15,817
Other sorts . . . "	78	22	8	19	3	50,745	12,353	4,866	5,690	2,101
Not galvanised or tinned—										
Plates over ½" thick . . . "	25,333	11,159	4,938	4,234	6,087	31,26,067	15,57,832	6,77,976	5,49,069	7,66,891
Sheets up to ½" thick . . . "	19,216	14,520	11,596	14,611	14,131	30,43,359	21,33,763	16,49,471	18,48,788	19,52,164
Other sorts . . . "	658	261	106	198	83	1,03,289	41,714	18,737	40,039	20,027
Total not galvanised or tinned . . . "	45,207	25,940	16,640	19,043	20,281	62,72,715	37,88,309	23,46,184	24,37,946	27,39,082
Total Sheets and plates . . . "	267,350	125,765	79,006	75,616	76,965	5,68,79,549	2,47,36,938	1,49,32,175	1,30,54,756	1,40,85,098
Sleepers and keys of steel or iron for railways . . . "	10,896	2,256	4,775	1,954	2,472	15,09,362	4,82,266	7,35,848	3,07,450	3,84,260
Tubes, pipes and fittings, wrought . . . "	17,837	17,012	11,635	9,753	13,557	57,75,430	52,80,914	36,67,114	27,94,578	37,67,626
Wire other than fencing wire . . . "	1,175	956	826	1,141	855	3,86,706	2,33,148	2,57,241	2,52,944	2,54,690
Wire nails . . . "	419	195	179	213	236	87,168	48,179	34,761	48,967	55,413
Wire rope—										
Black . . . "	1,772	1,702	1,416	1,160	1,377	10,02,000	9,60,603	8,04,948	6,06,527	6,85,814
Galvanised . . . "	1,126	957	649	489	597	7,20,868	5,52,342	3,78,372	2,97,335	2,93,865
Other manufactures of iron or steel . . . "	22,170	16,394	10,098	7,576	9,207	76,92,153	63,35,311	32,31,244	22,22,699	25,20,388
<b>Total Iron or Steel . . . "</b>	<b>425,591</b>	<b>231,115</b>	<b>145,632</b>	<b>119,889</b>	<b>141,679</b>	<b>9,28,77,852</b>	<b>5,13,33,939</b>	<b>3,11,52,247</b>	<b>2,42,12,431</b>	<b>2,83,80,602</b>
Lead—										
Ore . . . Tons	9	15	..	2	217	4,259	5,604	..	643	64,634
Unwrought—										
Pig . . . Cwts.	941	929	3,039	1,719	1,336	17,325	14,311	36,127	21,193	14,223
Other sorts . . . "	68	165	203	187	349	455	2,317	2,111	1,969	3,538
Wrought—										
Sheets . . . "	6,214	5,910	9,268	7,685	9,661	1,22,444	95,676	1,19,042	87,910	1,09,509
Pipes and tubes . . . "	3,296	2,748	3,033	5,108	6,437	94,342	77,014	76,298	1,12,333	1,11,448
Sheets for tea chests . . . "	3,879	2,431	861	732	820	94,538	62,187	22,816	14,337	14,734
Other sorts . . . "	2,665	3,107	1,233	2,503	4,447	90,691	90,622	39,606	60,560	1,91,788
Total Lead (excluding Ore) . . . "	17,663	15,290	17,737	17,939	23,050	4,19,345	3,42,077	2,96,000	2,98,852	4,45,265
Quicksilver . . . Lbs.	43,371	43,833	43,011	29,845	27,320	1,82,690	1,93,734	1,90,553	83,267	63,881
Solder . . . Cwts.	7,123	8,233	5,704	5,123	5,043	5,81,313	4,63,484	2,95,931	2,69,379	4,04,185
Tin—										
Unwrought (blocks, ingots, bars, and slabs) . . . "	1,557	1,084	725	821	1,023	2,26,900	1,10,370	62,209	80,545	1,30,729
Wrought (including plates or sheets, not being tinned iron) . . . "	60	200	132	603	175	9,025	6,200	9,811	36,313	13,606
Total Tin . . . "	1,617	1,344	857	1,429	1,198	2,35,925	1,17,070	72,020	1,17,358	1,44,335
Zinc or spelter—										
Unwrought . . . "	51,626	34,431	58,791	69,290	64,841	9,28,336	3,99,930	5,72,777	7,37,522	7,52,464
Wrought or manufactured . . . "	8,886	4,830	4,087	3,644	4,331	2,47,097	1,32,714	87,881	85,759	1,20,602
Other sorts . . . "	195	156	163	253	185	5,837	2,375	2,627	4,732	5,457
<b>Total Zinc or Spelter . . . "</b>	<b>60,707</b>	<b>39,417</b>	<b>63,041</b>	<b>73,087</b>	<b>69,357</b>	<b>11,81,270</b>	<b>5,25,019</b>	<b>6,63,285</b>	<b>8,28,013</b>	<b>8,78,523</b>

UNITED KINGDOM (including CHANNEL ISLANDS)—continued

IMPORTS THEREFROM—continued

ARTICLES	QUANTITY					VALUE				
	1929-30	1930-31	1931-32	1932-33	1933-34	1929-30	1930-31	1931-32	1932-33	1933-34
						£	£	£	£	£
<b>METALS AND ORES—concluded</b>										
Metals, unenumerated . Cwts.	15,326	15,517	11,411	16,131	10,415	9,32,910	8,52,206	5,88,608	6,25,373	5,28,471
Ores, unenumerated . Tons	20	8	77	52	17	2,326	2,093	17,099	9,476	3,038
Total Metals (excluding ores) . . . . .	500,965	280,499	177,445	159,134	187,572	11,86,77,868	6,78,47,365	4,33,21,387	3,92,17,137	4,58,04,211
Total Ores . . . . .	38	23	77	54	234	6,585	8,597	17,009	10,119	68,292
Total Metals and Ores . . . . .	501,003	280,522	177,522	159,188	187,806	11,86,84,453	6,78,55,932	4,33,38,486	3,92,27,256	4,58,02,538
<b>MICA—</b>										
In Blocks . . . Cwts.	59	410	124	42	79	11,463	64,572	17,405	10,880	12,378
In Splittings . . . . .	5	166	144	32	2	1,633	11,104	9,088	3,267	793
Total Mica . . . . .	64	576	268	74	81	13,096	75,766	27,393	14,147	13,171
<b>OILS—</b>										
<b>Animal—</b>										
Fish oil . . . Gals.	101,172	277,482	102,503	163,305	98,510	2,78,098	4,08,037	1,33,605	1,78,900	1,00,749
Other kinds . . . . .	5,932	643	2,223	1,978	1,480	16,328	2,376	5,190	4,737	4,471
<b>Essential—</b>										
<b>Synthetic . . . . .</b>										
Natural—										
Eucalyptus . . . . .	686	223	542	675	1,110	17,343	5,203	13,832	13,126	22,691
Lemon . . . . .	1,309	1,143	944	928	939	81,075	45,862	28,060	27,074	26,388
Peppermint . . . . .	185	116	15	20	110	12,820	5,265	1,048	1,104	5,941
Other sorts . . . . .	6,028	3,468	3,577	4,425	4,211	2,32,054	1,22,730	1,27,821	1,06,079	1,01,643
Total Essential oils . . . . .	8,462	4,991	5,144	7,576	7,850	3,57,922	1,82,111	1,78,891	1,00,345	1,92,372
<b>Mineral—</b>										
Fuel oils . . . . .	..	132,234	191,395	14,940	80,955	..	24,578	34,770	2,563	33,923
Lubricating oils—										
Batching oils . . . . .	49,127	2,457	..	..	58,757	92,204	3,004	..	..	31,814
Other Lubricating oils . . . . .	1,277,117	1,133,276	1,514,518	1,638,948	2,348,651	24,09,990	19,87,067	26,70,959	20,89,591	25,54,908
Paints, solutions and compositions, dangerous flashing below 78°F. . . . .	8,016	5,804	5,320	11,095	30,425	80,287	54,091	46,113	1,03,985	2,26,749
White Oil . . . . .	45	305	776	102,615	501	115	713	758	97,474	918
Other kinds . . . . .	377,798	277,641	98,718	331,908	215,638	6,30,822	4,87,430	1,69,143	4,43,013	1,43,598
Total Mineral oils . . . . .	1,712,103	1,561,717	1,810,727	2,099,506	2,734,927	32,13,418	25,57,478	29,21,743	27,36,626	29,01,820
Mineral grease including petroleum jelly* . Lbs.	—	—	909,445	1,163,291	1,939,742	—	—	2,15,939	2,45,921	3,59,376
Turkey Red Oil* . Gals.	—	..	2	4	..	—	..	10	6	..
<b>Vegetable, non-essential—</b>										
Cocconut . . . . .	..	7,151	2,857	99	23	..	20,293	6,717	120	24
Linseed . . . . .	203,922	156,152	172,117	172,409	151,599	7,44,709	5,32,770	4,81,167	4,39,758	3,90,326
Other sorts . . . . .	15,229	16,622	86,078	15,792	26,327	46,721	40,940	42,925	23,296	30,354
Total Oils, vegetable, non-essential . . . . .	219,150	179,925	211,052	188,210	177,949	7,91,430	5,94,008	5,30,809	4,63,174	4,26,704
Total Oils . Value	—	—	—	—	—	46,57,198	87,44,005	39,81,187	37,00,209	40,75,492
<b>OIL-CLOTH AND FLOOR CLOTH . . . Sq. Yards</b>										
	493,272	234,769	237,325	414,186	434,500	5,78,524	2,74,148	2,28,843	3,63,945	3,65,023
<b>PACKING-ENGINE AND BOILER OF ALL KINDS, ETC. . . Value</b>										
	—	—	—	—	—	3,01,947	3,30,200	2,17,659	2,25,374	2,65,011
<b>PAINTS AND PAINTERS' MATERIALS—</b>										
<b>Paints and Colours—</b>										
Barytes . . . Cwts.	688	380	321	99	816	3,883	2,111	1,210	399	3,111
Blue paint or Paris blue . . . . .	1,977	4,012	6,675	8,331	12,068	90,981	2,12,926	2,72,476	3,40,232	3,85,380
Enamels, prepared (a) . . . . .	8,349	—	—	—	—	5,10,980	—	—	—	—
Graphite . . . . .	2,991	2,518	2,085	2,118	2,664	77,716	80,004	51,353	47,023	67,630
Red lead—										
Genuine, dry . . . . .	18,323	10,113	5,706	7,224	12,453	4,19,898	2,26,987	1,11,650	1,23,612	1,94,953
Reduced, . . . . .	181	281	599	36	51	3,522	6,283	10,009	618	993

(a) Recorded under "Varnishes" from 1930-31.  
\* Separately shown from 1931-32.

## No. 13—continued

## UNITED KINGDOM (including CHANNEL ISLANDS)—continued

## IMPORTS THEREFROM—continued

ARTICLES	QUANTITY					VALUE				
	1929-30	1930-31	1931-32	1932-33	1933-34	1929-30	1930-31	1931-32	1932-33	1933-34
<b>PAINTS AND PAINTERS' MATERIALS—continued</b>						R	R	R	R	R
<b>Paints and Colours—continued</b>										
White lead—										
Genuine, dry . Cwts.	6,944	4,327	2,483	6,287	6,439	2,41,405	1,20,570	69,987	1,47,872	1,41,941
Reduced, „ . „	83	69	37	15	25	642	1,732	1,079	854	636
Genuine, moist . „	2,881	3,121	2,090	3,180	3,321	87,521	91,748	56,294	70,936	75,002
Reduced, „ . „	950	2,241	1,947	1,416	748	29,188	66,044	53,554	38,486	17,446
Lithopone, dry (a) . „	—	652	985	245	4,351	—	8,614	11,940	4,068	51,131
„ Moist (a) . „	—	..	..	5	11	—	..	..	67	174
Zinc white—										
Genuine, dry . „	4,421	8,367	7,967	8,368	10,451	1,42,098	1,78,849	1,43,180	1,45,411	1,76,059
Reduced, „ . „	1,161	803	808	119	386	19,208	13,056	5,665	2,540	5,648
Genuine, moist . „	23,817	20,086	19,473	15,951	19,202	8,01,205	6,63,131	5,73,308	4,55,392	5,25,070
Reduced, „ . „	5,019	6,511	4,687	6,314	3,065	1,15,711	1,37,672	91,280	1,22,477	55,054
Other sorts (b) . „	173,398	—	—	—	—	48,33,241	—	—	—	—
White, dry . „	—	12,724	13,868	9,208	1,248	—	1,04,887	75,598	47,633	29,064
Coloured „ . „	—	32,323	30,771	31,530	42,617	—	10,45,404	8,85,276	9,00,374	10,43,716
White, moist . „	—	11,228	7,960	7,116	9,661	—	2,70,752	1,98,663	1,84,615	2,30,215
Coloured „ . „	—	67,232	56,075	52,590	49,910	—	21,82,917	16,66,011	16,89,180	16,70,885
Total Paints and Colours (d) „	251,028	188,937	163,866	160,652	179,387	74,76,609	54,13,631	42,83,424	43,27,280	46,70,472
Painters' materials, etc.—										
Turpentine—										
Genuine turpentine . „	2,659	2,258	1,437	1,187	1,078	1,05,547	81,290	54,379	47,038	43,705
Turpentine substitute „	2,532	2,079	2,189	2,156	2,091	44,356	39,159	38,360	37,962	37,555
Total Turpentine „	5,191	4,337	3,626	3,343	3,169	1,49,903	1,20,449	92,739	85,000	81,260
Varnish (b) . „	31,831	—	—	—	—	18,06,202	—	—	—	—
Enamels (c) . „	—	4,400	2,621	3,342	1,873	—	2,51,626	1,44,809	1,71,096	1,35,570
Lacquers (a) . „	—	396	46	78	13	—	22,595	4,036	6,142	1,504
Other kinds (a) . „	—	23,664	19,591	20,043	20,063	—	11,70,775	9,89,806	9,67,095	9,71,366
Other kinds of Painters' materials . Value	—	—	—	—	—	5,65,095	4,48,580	3,82,340	3,88,921	4,85,704
Total Painters' materials, etc. (e)	—	—	—	—	—	25,21,200	20,14,025	16,11,730	16,38,554	16,75,404
Total Paints and Painters' Materials . „	—	—	—	—	—	99,97,809	74,27,656	58,95,154	59,65,834	63,54,876
<b>PAPER AND PASTEBOARD—</b>										
<b>Paper—</b>										
Packing paper . Cwts.	15,309	16,972	20,199	19,305	14,860	4,13,616	4,11,816	4,48,332	3,54,787	2,80,545
Printing paper—										
News printing . „	9,340	10,920	6,550	9,427	9,019	1,28,967	1,41,860	79,172	98,046	79,407
Other sorts . „	88,180	95,760	43,378	35,038	37,320	19,65,814	14,89,746	9,55,054	7,75,146	7,82,648
Writing paper and envelopes—										
Writing paper in large sheets . „	61,512	41,830	28,489	23,325	23,453	20,65,968	15,32,768	10,43,604	8,53,198	8,72,005
Note and letter paper and envelopes „	8,880	5,567	5,585	4,581	4,598	4,94,021	3,35,495	2,99,131	2,54,439	2,45,820
Envelopes imported separately . „	8,782	7,583	7,995	6,537	6,684	5,56,978	4,61,622	4,67,373	3,64,657	3,61,084
Old newspaper in bales and bags . „	822,230	650,205	665,040	824,312	851,480	41,78,223	29,42,275	27,46,168	36,69,869	37,22,293
Other kinds of paper . „	16,196	9,707	12,135	12,716	21,024	9,14,771	6,90,125	6,43,477	6,73,817	11,15,420
Paper manufactures . „	9,570	6,659	7,619	7,249	11,594	6,18,958	5,74,750	5,11,619	4,84,750	7,46,151
Total Paper . „	1,039,999	815,202	797,890	941,480	979,538	1,13,32,296	85,30,447	71,93,980	75,28,609	82,05,045
Pasteboard, millboard, and cardboard of all kinds—										
Strawboards . „	2,405	687	280	882	328	22,092	7,520	3,144	7,789	2,948
Other kinds . „	34,155	11,700	12,651	15,493	24,898	5,44,050	2,50,880	2,41,939	2,92,438	3,85,335
Manufactures of pasteboard, millboard and cardboard . „	10,317	2,082	3,277	3,362	6,665	2,88,158	96,819	1,25,419	1,54,468	2,70,127
Total pasteboard, millboard and cardboard of all kinds . „	46,877	14,476	16,208	20,287	31,891	8,54,300	3,55,219	3,70,502	4,54,715	6,67,010
Total Paper and Pasteboard . „	1,086,876	829,677	814,098	961,717	1,011,229	1,21,86,596	69,35,666	75,64,432	79,83,324	88,72,055
<b>PAPER-MAKING MATERIALS—</b>										
Pulp of wood . Cwts.	3,511	9,112	32,441	15,130	892	46,897	96,931	2,46,693	1,21,108	9,091
<b>PARAFFIN WAX . Tons</b>	23	73	2	7	15	15,890	40,164	2,421	7,588	10,845
<b>PERFUMERY not being ESSENCE OF STANGE . Value</b>	—	—	—	—	—	21,469	10,897	14,308	25,058	15,201
<b>PITCH AND TAR—</b>										
Coal tar and pitch . Cwts.	35,271	19,760	38,245	28,632	26,059	1,92,809	1,22,335	1,66,364	1,39,814	1,20,210
Stockholm tar and pitch „	3,211	1,844	2,070	2,847	3,317	48,820	26,752	29,932	35,697	41,843
<b>PLANTS, LIVINGS (including BULBS AND SEEDS FOR SOWING) . Value</b>	—	—	—	—	—	41,474	51,354	22,225	25,547	75,523

(a) Separately recorded from 1930-31.

(b) Sub-divided under the heads immediately following from 1930-31.

(c) Transferred from "Paints and Colours" from 1930-31.

(d) Figures prior to 1930-31 include "Enamels."

(e) " " " " exclude " "

UNITED KINGDOM (including CHANNEL ISLANDS)—continued

IMPORTS THEREFROM—continued

ARTICLES	QUANTITY					VALUE				
	1929-30	1930-31	1931-32	1932-33	1933-34	1929-30	1930-31	1931-32	1932-33	1933-34
						£	£	£	£	£
<b>POLISHES—</b>										
Polishes and compositions for application to leather	Value	—	—	—	—	17,05,524	12,51,104	11,88,248	11,70,331	11,71,100
Polishes and compositions for application to metals, etc.	..	—	—	—	—	4,25,821	4,02,691	4,17,243	3,84,888	3,96,488
Wood polish	..	—	—	—	—	78,475	57,256	46,410	37,807	98,704
Other sorts	..	—	—	—	—	2,17,575	2,47,317	1,08,405	2,36,676	3,61,926
<b>Total Polishes</b>	..	—	—	—	—	24,22,895	19,68,458	18,15,897	18,29,702	20,28,808
<b>PRECIOUS STONES AND PEARLS, UNSET—</b>										
Precious stones, unset—										
Diamonds	..	—	—	—	—	9,60,576	1,13,415	1,47,724	80,252	51,174
Other precious stones	..	—	—	—	—	51,727	31,053	57,220	1,12,359	1,39,091
Pearls	..	—	—	—	—	4,357	..	..	..	4,000
<b>Total Precious stones and Pearls, unset</b>	..	—	—	—	—	10,17,160	1,94,468	2,04,944	1,92,611	1,94,265
<b>PRINTING AND LITHOGRAPHING MACHINERY AND MATERIALS (excluding PAPER)—</b>										
Printing and lithographing presses	..	—	—	—	—	18,28,599	7,46,095	6,21,510	0,01,971	7,18,140
Printing type	Cwts.	621	691	370	478	514	1,29,519	1,22,948	69,317	71,618
Printers' and lithographers' ink	Value	—	—	—	—	—	6,47,774	4,58,221	4,06,872	4,25,238
Other materials	..	—	—	—	—	—	4,65,322	3,70,964	3,48,183	3,25,806
<b>Total Printing and Lithographing machinery and materials, etc.</b>	..	—	—	—	—	—	25,71,204	16,99,128	14,45,882	14,24,623
<b>PRINTS, ENGRAVINGS, AND PICTURES—</b>										
Photographs and picture post cards	..	—	—	—	—	—	19,260	20,764	17,387	10,922
Others	..	—	—	—	—	—	3,21,573	58,890	3,20,699	50,619
<b>Total Prints, Engravings and Pictures</b>	..	—	—	—	—	—	2,40,833	79,654	3,48,086	61,241
<b>PROVISIONS AND OILMAN'S STORES—</b>										
Bacon and hams	Cwts.	12,927	12,138	9,611	10,120	11,757	14,45,880	12,87,049	8,26,415	7,69,607
Biscuits and cakes	..	46,941	34,407	27,117	26,068	29,463	47,27,432	34,96,933	26,73,739	25,12,889
Butter (including canned)	..	731	839	1,542	1,821	1,993	1,22,335	1,52,411	2,23,389	2,37,632
Canned and bottled provisions, etc.—										
Canned or bottled fruits	..	2,218	1,923	1,436	1,368	3,338	1,45,448	1,23,186	95,631	1,03,210
Tinned or canned fish	..	4,942	4,667	3,249	4,037	4,996	3,62,221	3,38,334	2,43,533	2,47,164
Vegetable products	..	559	778	641	450	211	20,181	29,043	20,004	18,612
Others	..	67,725	61,389	59,159	65,597	41,405	45,79,339	39,86,722	36,22,718	38,25,094
Cheese (including canned)	..	2,121	1,838	1,869	1,960	2,397	2,42,653	2,08,251	1,63,639	1,93,659
Cocoa and chocolate	..	2,264	2,127	2,206	2,662	2,993	2,03,636	1,99,173	1,95,177	2,03,539
Confectionery	..	20,533	15,505	13,131	15,468	17,587	19,32,101	15,38,026	12,31,897	12,70,693
Farinaceous and patent foods—										
Farinaceous foods in bulk	..	57	74	501	9,454	3,913	3,501	2,607	5,902	76,432
Milk foods for infants, etc.	..	17,355	11,686	10,041	8,447	8,027	33,20,430	23,18,385	19,79,016	16,02,106
Other sorts	..	25,645	19,626	17,143	18,036	25,986	18,28,055	15,72,314	14,51,710	13,28,897
Jams and jellies	..	11,913	9,913	6,451	8,950	12,064	5,06,320	4,54,982	2,95,285	3,40,822
Lard	..	180	348	243	270	520	13,882	21,162	13,523	12,733
Milk, condensed and preserved (including milk cream)	..	52,374	53,691	19,737	20,820	39,154	27,97,666	25,71,322	9,45,348	6,17,321
Pickles, chutnies, sauces, and condiments	..	4,053	3,045	3,026	3,816	5,732	4,35,539	3,23,747	3,27,987	3,63,559
Vinegar (excluding bottled vinegar)	Gals.	13,494	13,110	17,627	16,528	16,777	17,348	16,266	20,773	18,248
Other sorts of provisions	Value	—	—	—	—	—	7,22,182	8,01,457	7,78,341	7,09,766
<b>Total Provisions and Oilman's stores</b>	..	—	—	—	—	—	2,85,11,049	1,94,35,850	1,51,20,696	1,39,67,273

## No. 13—continued

## UNITED KINGDOM (including CHANNEL ISLANDS)—continued

## IMPORTS THEREFROM—continued

ARTICLES	QUANTITY					VALUE				
	1929-30	1930-31	1931-32	1932-33	1933-34	1929-30	1930-31	1931-32	1932-33	1933-34
<b>RUBBER—</b>						R	R	R	R	R
Raw . . . . . Lbs.	826	..	8	4,537	142,419	1,222	..	0	1,314	33,232
Manufactures—										
Pneumatic motor covers . . . . . No.	132,448	81,184	87,109	107,523	107,411	59,36,676	37,03,086	30,78,390	44,80,706	70,80,739
Pneumatic motor tubes . . . . . "	181,185	106,534	92,646	106,944	205,810	12,93,091	7,62,385	5,07,117	0,57,383	11,04,631
Pneumatic cycle covers . . . . . "	10,930	8,138	4,615	3,202	3,760	78,491	47,243	61,408	51,402	63,083
Pneumatic cycle tubes . . . . . "	7,181	6,156	7,732	5,400	7,362	20,230	18,137	10,237	14,773	17,524
Pneumatic cycle covers . . . . . "	844,232	629,604	956,274	773,918	1,117,219	14,21,461	10,40,243	14,56,607	11,78,960	14,80,193
Pneumatic cycle tubes . . . . . "	775,894	537,109	877,700	685,023	947,698	8,49,214	5,40,439	7,76,333	6,04,448	7,11,684
Solid rubber tyres for motor vehicles . . . . . "	2,415	2,255	1,800	1,800	2,308	2,53,394	2,24,605	1,69,372	1,83,434	2,37,433
Other manufactures (except apparel and boots and shoes) . . . . . Value	—	—	—	—	—	12,92,414	10,17,687	8,65,524	8,45,291	9,27,410
Total Rubber, raw and manufactures . . . . . "	—	—	—	—	—	1,11,46,143	73,59,725	69,34,137	80,17,782	1,16,55,879
<b>SALT</b> . . . . . Tons	83,094	41,597	25,553	24,602	527	10,49,321	8,86,174	5,66,419	4,51,613	75,376
<b>SEEDS—</b>										
Oil seeds . . . . . "	22	..	5	1	15	7,869	319	2,647	650	6,376
Other than oilseeds . . . . . "	55	28	37	42	58	99,489	1,30,032	1,20,680	1,04,011	45,409
Total Seeds . . . . . "	77	28	42	43	73	1,07,358	1,30,351	1,23,327	1,04,061	51,785
<b>SMOKERS' REQUISITES (excluding TOBACCO)</b> . . . . . Value	—	—	—	—	—	1,94,086	1,23,194	72,921	58,265	1,24,533
<b>SOAP—</b>										
Household and laundry soap in bars or tablets . . . . . Cwts.	845,008	261,951	232,337	207,746	103,928	1,02,55,520	70,09,222	51,05,680	43,09,615	38,23,026
Toilet soap . . . . . "	88,150	23,720	28,610	35,184	35,030	39,45,787	23,66,278	21,37,004	24,67,236	23,77,847
Other sorts . . . . . "	10,471	9,808	8,810	5,153	5,252	3,80,169	3,47,031	2,62,079	1,82,411	1,57,605
Total Soap . . . . . "	893,629	295,485	269,767	248,083	234,210	1,45,81,476	97,22,531	75,04,772	69,59,262	63,59,468
<b>SPECIMENS ILLUSTRATIVE OF NATURAL SCIENCE</b> . . . . . Value	—	—	—	—	—	29,130	11,885	17,856	11,890	17,267
<b>SPICES—</b>										
Pepper . . . . . "	20	617	38	45	46	1,828	51,968	5,502	5,750	5,054
Other sorts . . . . . "	185	89	776	171	101	5,874	5,699	9,930	4,233	1,222
Total Spices . . . . . "	205	706	814	216	147	7,702	57,662	15,432	9,983	6,276
<b>DEXTRINE, STARCH AND FARINA—</b>										
Dextrine (a) . . . . . "	—	—	—	160	21	—	—	—	2,240	385
Starch . . . . . "	2,216	2,321	1,433	2,911	3,092	53,253	48,850	33,577	49,016	52,498
Farina and potato flour . . . . . "	20	2,510	870	632	1,325	1,048	20,072	7,640	5,249	19,208
Sago flour . . . . . "	1,320	1,146	2,633	1,592	736	14,976	10,733	15,316	12,241	5,152
Total Dextrine, Starch and Farina . . . . . "	3,556	6,777	4,936	5,295	5,174	69,277	79,655	56,533	69,646	68,243
<b>STATIONERY (excluding PAPER)—</b>										
Pencils (excluding slate pencils) . . . . . doz.	105,431	160,320	87,355	70,167	109,626	1,30,725	1,02,673	65,908	40,602	59,382
Other sorts . . . . . Value	—	—	—	—	—	54,21,998	42,73,525	35,29,070	32,43,298	35,16,420
Total Stationery, etc. . . . . "	—	—	—	—	—	55,52,718	43,76,198	35,95,038	32,83,900	35,75,802
<b>STICKS AND WHIPS</b> . . . . . "	—	—	—	—	—	31,450	18,901	19,115	11,148	13,880
<b>STONE AND MARBLE—</b>										
Stone and marble . . . . . Tons	978	34	48	46	8	20,648	10,098	9,927	9,467	6,094
Articles of stone and marble . . . . . "	196	125	40	84	62	47,482	61,457	41,631	44,166	39,150
Total Stone and Marble . . . . . "	1,174	159	88	130	70	68,130	71,555	51,558	53,633	45,244

(a) Separately shown from 1932-33.



UNITED KINGDOM (including CHANNEL ISLANDS)—continued

IMPORTS THEREFROM—continued

ARTICLES	QUANTITY					VALUE				
	1929-30	1930-31	1931-32	1932-33	1933-34	1929-30	1930-31	1931-32	1932-33	1933-34
						₹	₹	₹	₹	₹
<b>SUGAR—</b>										
Beet sugar . . . Tons	45,060	7,175	10,189	22,800	24,552	77,70,710	7,08,202	22,75,815	23,74,828	24,50,004
Sugar, 16 Dutch standard and above (a) . . "	14,188	—	—	—	—	25,33,944	—	—	—	—
Sugar, 23 Dutch standard and above . . "	—	1,235	3,687	12,031	12,108	—	2,33,333	5,22,077	14,32,855	13,50,833
Sugar, below 23 Dutch standard but not below 16 D. S. . . "	—	18	8	3	6	—	9,087	5,803	2,410	4,255
Sugar, 15 Dutch standard and below . . "	1	7	66	3	—	1,657	2,087	12,831	3,259	205
Other sorts . . . "	..	..	..	..	..	..	8	..	..	110
<b>Total Sugar . . . "</b>	<b>59,258</b>	<b>8,435</b>	<b>22,050</b>	<b>34,807</b>	<b>36,600</b>	<b>1,08,20,317</b>	<b>10,13,592</b>	<b>28,10,526</b>	<b>38,13,358</b>	<b>38,11,568</b>
<b>TALLOW AND STEARINE—</b>										
Grease (excluding mineral grease) . . . Cwts.	6,367	4,656	4,040	4,328	7,053	1,14,044	73,878	58,985	57,603	74,922
Other sorts . . . "	15,559	12,597	5,574	5,135	5,588	5,19,490	3,70,791	1,36,383	1,18,844	1,40,132
<b>Total Tallow and Stearine . . . "</b>	<b>21,926</b>	<b>17,253</b>	<b>10,520</b>	<b>9,513</b>	<b>12,041</b>	<b>6,33,534</b>	<b>4,44,669</b>	<b>1,95,318</b>	<b>1,76,507</b>	<b>2,15,054</b>
Tea . . . . . Lbs.	56,564	17,484	9,717	7,107	5,900	15,652	17,095	9,008	5,749	5,928
<b>TEA-CHESTS, ENTIRE OR IN SECTIONS—</b>										
Of Iron or Steel or other metal . . . Value	—	—	—	—	—	1,78,404	2,31,386	2,57,486	21,407	97,398
Of Wood . . . "	—	—	—	—	—	62,22,937	45,45,959	34,37,209	34,15,799	37,15,625
<b>Total Tea-chests, etc. . . "</b>	<b>—</b>	<b>—</b>	<b>—</b>	<b>—</b>	<b>—</b>	<b>63,96,341</b>	<b>47,77,345</b>	<b>36,94,695</b>	<b>34,37,200</b>	<b>38,13,018</b>
<b>TELEGRAPHS, MATERIALS FOR CONSTRUCTION AND ACCESSORIES (excluding ELECTRICAL) . . . "</b>										
	—	—	—	—	—	1,57,516	4,142	561	528	7,646
<b>TELEPHONES, MATERIALS FOR CONSTRUCTION AND ACCESSORIES (excluding ELECTRICAL) . . . "</b>										
	—	—	—	—	—	1,83,102	1,14,731	65,192	17,075	44,034
<b>TEXTILES—</b>										
<b>COTTON—</b>										
Raw . . . . . Tons	345	2,470	516	600	4	4,64,164	27,41,660	4,16,344	4,59,569	4,418
Waste . . . . . Cwts.	7	20	15	29	43	181	837	897	651	599
<b>Twist and yarn—</b>										
<b>Grey (unbleached)—</b>										
No. 1 to 10 . . . Lbs.	1,250	..	..	..	..	2,090	..	..	..	..
" 11 to 15 . . . "	..	12,390	8,012	1,008	..	..	13,267	4,805	1,590	..
" 16 to 20 . . . "	692,728	195,311	68,539	68,514	36,967	8,92,704	2,02,574	64,585	57,740	32,555
" 21 to 25 . . . "	80,898	29,311	3,890	10,577	9,784	1,07,552	33,842	8,747	10,317	8,955
" 26 to 30 . . . "	312,466	204,308	320,704	611,790	402,528	3,79,492	1,48,425	1,88,484	3,65,577	2,44,615
" 31 to 40 . . . "	2,738,879	883,619	1,223,730	1,410,237	1,208,791	30,12,331	784,316	8,44,608	9,30,888	8,57,501
" 41 to 50 . . . "	1,015,549	385,509	265,691	409,360	443,805	12,89,801	4,31,100	2,42,952	3,53,400	3,78,235
" 51 to 60 . . . "	4,046,469	1,671,268	2,041,117	3,277,539	2,191,476	59,64,816	19,67,477	20,14,105	30,84,756	19,57,806
" 61 to 100 . . . "	1,917,745	838,843	1,143,499	1,488,780	1,581,974	34,73,231	12,04,732	14,07,033	18,66,397	19,09,804
Above No. 100 . . . "	102,710	114,257	32,207	83,511	89,307	4,78,060	2,92,378	64,745	1,51,368	1,46,010
Two-folds (doubles). . . "	1,176,093	808,565	1,124,278	835,896	387,105	18,64,655	11,21,673	13,94,730	9,63,805	4,35,805
<b>Total of Grey . . . "</b>	<b>12,144,741</b>	<b>5,143,387</b>	<b>7,131,667</b>	<b>8,198,118</b>	<b>6,410,687</b>	<b>1,74,66,232</b>	<b>61,00,734</b>	<b>71,20,940</b>	<b>77,91,782</b>	<b>59,70,936</b>
<b>White bleached—</b>										
No. 1 to 20 . . . Lbs.	606	990	6,346	8,888	18	797	964	4,586	3,558	26
" 21 to 25 . . . "	12,051	5,431	3,080	6,279	498	18,509	3,577	3,469	3,880	406
" 26 to 30 . . . "	45,802	6,352	26,081	46,975	42,701	67,630	9,640	29,802	48,599	48,488
" 31 to 40 . . . "	1,556,102	926,739	1,010,819	8,30,785	360,445	10,56,154	9,27,906	8,24,138	6,78,271	2,59,646

(a) Sub-divided under the heads immediately following from 1930-31.

No. 13—continued  
 UNITED KINGDOM (including CHANNEL ISLANDS)—continued

IMPORTS THEREFROM—continued

ARTICLES	QUANTITY					VALUE				
	1929-30	1930-31	1931-32	1932-33	1933-34	1929-30	1930-31	1931-32	1932-33	1933-34
<b>TEXTILES—continued</b>										
<b>COTTON—continued</b>										
<b>Twist and yarn—continued</b>										
<b>White (bleached)—contd.</b>										
Nos. 41 to 50 . Lbs.	..	600	8,300	25,588	8,722	..	975	2,913	25,505	8,289
Above No. 50 . "	1,289,509	824,254	596,526	742,182	830,027	24,49,280	12,41,843	7,24,871	9,88,197	10,07,028
Two-folds (doubles) . "	1,791,244	1,761,422	1,548,155	1,073,393	1,171,817	24,95,302	20,44,425	14,92,589	15,75,857	10,89,703
<b>Total of White (bleached) . "</b>	<b>4,695,314</b>	<b>3,515,788</b>	<b>3,194,807</b>	<b>3,885,009</b>	<b>2,414,828</b>	<b>69,87,870</b>	<b>42,84,130</b>	<b>80,82,188</b>	<b>33,28,387</b>	<b>23,94,188</b>
<b>Coloured—</b>										
Nos. 1 to 20 . "	216,678	184,635	185,012	204,763	122,743	2,88,487	2,01,295	1,70,178	1,99,018	1,11,050
" 21 to 25 . "	197,188	216,328	210,800	291,800	195,065	2,38,871	2,31,994	2,02,060	2,58,239	1,68,245
" 26 to 30 . "	23,052	5,157	15,079	1,995	5,473	93,257	7,558	17,594	8,422	6,644
" 31 to 40 . "	1,661,759	565,954	440,512	537,872	311,186	22,76,830	6,93,256	4,68,784	8,58,274	3,08,988
" 41 to 50 . "	66,835	53,550	27,800	44,212	31,270	89,684	81,502	28,319	47,832	31,508
Above No. 50 . "	314,837	207,076	193,938	166,871	152,357	6,69,250	3,90,651	2,90,099	2,44,560	2,13,092
Two-folds (doubles) . "	481,050	338,421	231,618	334,934	247,016	7,98,652	4,88,140	3,03,305	4,15,658	2,88,607
<b>Total of Coloured . "</b>	<b>2,961,999</b>	<b>1,571,119</b>	<b>1,313,817</b>	<b>1,582,447</b>	<b>1,065,110</b>	<b>13,89,991</b>	<b>20,94,896</b>	<b>14,30,369</b>	<b>17,27,001</b>	<b>11,28,278</b>
<b>Mercerised Cotton yarn—</b>										
Nos. 1 to 20 . "	..	5,100	..	..	616	..	4,554	..	..	930
" 26 to 30 . "	..	..	900	1,724	..	..	..	649	2,178	..
" 31 to 40 . "	..	1,600	5,661	3,000	..	..	1,631	6,845	4,285	..
" 41 to 50 . "	..	..	..	..	102	..	..	..	..	188
Above No. 50 . "	..	46	..	2,598	..	..	137	..	8,126	..
Two-folds (doubles) . "	288,209	68,799	248,998	166,746	22,291	7,11,415	1,03,944	4,49,024	3,03,431	42,933
<b>Total Mercerised Cotton yarn . "</b>	<b>288,209</b>	<b>75,445</b>	<b>255,557</b>	<b>174,068</b>	<b>23,009</b>	<b>7,11,415</b>	<b>1,10,286</b>	<b>4,56,518</b>	<b>3,12,967</b>	<b>44,051</b>
<b>Unspecified descriptions of Twist and Yarn . . . . "</b>	<b>21,629</b>	<b>9,174</b>	<b>17,198</b>	<b>17,342</b>	<b>38,801</b>	<b>36,176</b>	<b>18,202</b>	<b>82,914</b>	<b>24,879</b>	<b>40,997</b>
<b>Total Twist and Yarn . "</b>	<b>20,111,892</b>	<b>10,314,913</b>	<b>11,912,546</b>	<b>13,357,065</b>	<b>9,952,435</b>	<b>2,95,91,474</b>	<b>1,26,56,728</b>	<b>1,31,31,918</b>	<b>1,31,79,946</b>	<b>95,78,000</b>
<b>Manufactures—</b>										
Blankets . . . . "	20,708	10,291	2,303	2,159	14,815	17,407	9,518	2,824	2,230	6,358
Canvas . . . . Yards	449,306	323,370	246,275	409,085	415,666	5,07,576	4,13,622	2,47,037	3,51,704	4,33,142
<b>Handkerchiefs and shawls in the piece—</b>										
Handkerchiefs No.	3,993,881	3,114,395	1,512,155	3,288,225	2,605,364	12,25,550	3,18,426	2,17,256	4,85,508	3,14,348
Shawls . . . . "	92,974	32,016	679	54,742	3,130	1,67,572	59,287	1,682	31,303	6,959
<b>Total Handkerchiefs and shawls in the piece . "</b>	<b>3,996,855</b>	<b>3,147,311</b>	<b>1,512,834</b>	<b>3,342,967</b>	<b>2,608,494</b>	<b>13,96,122</b>	<b>3,77,683</b>	<b>2,18,938</b>	<b>5,17,311</b>	<b>3,20,407</b>
<b>Hosiery—</b>										
Stockings and socks Dozen Pairs	10,398	5,891	3,348	3,863	8,750	44,015	32,031	25,492	19,119	18,915
Underwear . . . . Dozen	2,212	1,482	1,362	3,560	7,666	28,966	15,457	13,518	24,731	46,572
Other sorts . . . . Value	—	—	—	—	—	45,674	19,597	18,797	17,261	57,312
<b>Total Hosiery . . . . "</b>	<b>—</b>	<b>—</b>	<b>—</b>	<b>—</b>	<b>—</b>	<b>1,18,555</b>	<b>67,595</b>	<b>52,807</b>	<b>61,111</b>	<b>1,22,799</b>
<b>Lace and patent net . Yards</b>	<b>799,787</b>	<b>487,098</b>	<b>783,967</b>	<b>1,409,021</b>	<b>1,479,498</b>	<b>4,65,032</b>	<b>2,72,179</b>	<b>3,92,578</b>	<b>6,42,075</b>	<b>6,51,662</b>
<b>Piece-goods—</b>										
<b>Grey (unbleached)—</b>										
<b>Plain Grey—</b>										
Diapers, Gaiters and Scarves . . . . "	8,494	50,040	185,290	397,068	240,172	1,704	9,800	26,777	66,988	40,167
Drills and Jeans . . . . "	316,642	71,693	49,473	18,380	69,940	94,869	21,200	12,857	4,604	19,964
Jaconets, including Madapolams, Mulls and Cambrics . . . . "	52,640,048	19,189,189	23,030,224	26,645,679	22,086,764	1,13,83,076	36,73,001	34,95,014	37,65,244	80,04,134

UNITED KINGDOM (including CHANNEL ISLANDS)—continued

IMPORTS THEREFROM—continued

ARTICLES	QUANTITY					VALUE				
	1929-30	1930-31	1931-32	1932-33	1933-34	1929-30	1930-31	1931-32	1932-33	1933-34
						£	£	£	£	£
<b>TEXTILES—continued</b>										
<b>COTTON—continued</b>										
<b>Manufactures—continued</b>										
<b>Piecegoods—continued</b>										
<b>Grey (unbleached)—continued</b>										
Longcloth and Shirts Yards	21,155,940	5,074,614	3,350,449	3,776,047	3,762,303	50,61,728	10,50,524	3,90,284	4,84,059	4,34,380
T. Cloth and Domestic	40,062	3,730	1,020	13,592	164	13,526	1,084	203	3,044	26
Unspecified descriptions	1,884,970	1,050,144	1,691,308	1,212,348	904,537	4,15,637	1,87,253	2,10,219	1,50,825	1,05,076
<b>Total Plain Grey.</b>	<b>76,040,174</b>	<b>25,439,410</b>	<b>23,907,764</b>	<b>32,004,014</b>	<b>27,033,380</b>	<b>1,69,70,540</b>	<b>49,42,868</b>	<b>41,35,354</b>	<b>44,74,704</b>	<b>30,03,453</b>
<b>Bordered Grey—</b>										
Chadars	925,459	274,780	5,457	45,238	74,352	2,53,528	56,787	847	7,316	14,346
Dhutis, Saris and Scarves	443,490,958	117,534,294	30,704,145	78,963,494	60,930,501	10,07,92,117	2,31,12,450	54,17,040	1,31,12,590	98,65,746
Jaconets, including Madapolams, Mulls and Cambria	28,400	40,122	..	..	40,322	8,009	13,796	..	..	10,687
Unspecified descriptions	24,048	2,100	1,958	..	0,800	4,454	2,478	737	..	1,458
<b>Total Bordered Grey</b>	<b>444,468,865</b>	<b>117,857,298</b>	<b>30,771,500</b>	<b>79,008,732</b>	<b>61,117,035</b>	<b>10,06,23,168</b>	<b>2,31,85,517</b>	<b>54,18,024</b>	<b>1,31,20,400</b>	<b>98,02,237</b>
<b>Total Grey (unbleached), Plain and Bordered</b>	<b>520,515,039</b>	<b>143,296,708</b>	<b>59,079,324</b>	<b>111,073,646</b>	<b>88,200,915</b>	<b>11,75,98,708</b>	<b>2,81,28,385</b>	<b>95,53,978</b>	<b>1,75,95,170</b>	<b>1,34,05,090</b>
<b>White (bleached)—</b>										
Chadars	52,351	34,656	..	17,200	3,645	12,096	14,684	..	5,909	774
Checks, Spots and Stripes	7,927,453	2,934,469	3,535,945	7,744,610	4,351,946	22,35,746	7,94,401	8,01,353	17,01,274	11,01,291
Dhutis, Saris and Scarves	45,468,275	15,401,566	1,880,237	3,559,772	6,437,009	1,31,50,505	34,14,416	4,58,114	6,54,751	14,54,701
Drills and Jeans	4,449,851	1,638,636	1,200,952	2,064,341	4,336,240	25,29,522	8,06,009	8,00,039	10,79,308	15,65,201
Jaconets, Madapolams, Cambria and Muslins	7,668,488	2,782,424	3,327,108	8,965,593	14,105,621	23,51,531	8,87,672	8,61,765	25,32,405	38,02,422
Lawns	10,850,246	5,396,095	7,218,842	12,953,754	5,002,304	49,42,517	21,03,352	22,08,047	37,08,680	14,43,776
Longcloth and Shirts	87,570,133	40,936,437	37,772,034	40,254,206	30,860,113	2,08,44,114	1,30,80,788	94,24,481	96,27,443	70,70,529
Mulls	202,008,840	123,068,498	139,714,070	187,157,024	104,410,602	5,09,87,771	2,42,50,825	2,33,09,440	2,94,03,250	1,72,95,517
Nainsooks	49,991,206	19,418,204	7,321,787	7,100,012	6,357,471	1,00,05,113	34,02,318	11,11,602	10,49,610	8,04,499
Sheetings	100,121	61,233	52,537	30,157	70,750	93,605	50,207	45,220	25,651	48,233
Twills	16,361,230	7,163,120	2,877,501	9,168,313	6,190,271	58,60,799	21,80,233	8,06,268	24,13,754	15,42,605
Unspecified descriptions	2,599,460	1,174,570	1,333,527	1,490,973	1,015,577	7,36,043	3,42,579	3,66,670	3,86,911	5,03,641
<b>Total White (bleached)</b>	<b>436,047,709</b>	<b>220,958,908</b>	<b>207,945,080</b>	<b>281,005,955</b>	<b>184,150,440</b>	<b>12,02,58,262</b>	<b>5,22,93,634</b>	<b>4,02,62,008</b>	<b>5,26,70,185</b>	<b>3,68,98,300</b>
<b>Coloured, printed or dyed—</b>										
<b>Printed goods—</b>										
Cambria, including Madapolams, Muslins, Mulls and Jaconets	14,299,905	5,026,839	3,057,944	6,388,432	6,213,071	41,32,307	18,59,575	6,65,621	13,84,280	14,89,577
Checks, spots and stripes	955,836	293,052	380,305	1,155,739	2,302,212	3,72,112	1,29,804	1,57,904	4,09,132	6,00,444
Drills and Jeans	7,144,150	6,190,508	4,704,545	8,567,415	3,605,401	21,69,372	14,41,189	11,45,863	18,12,821	7,32,889
Flannel and Flannellettes	107,616	20,091	13,652	81,363	60,774	30,528	6,520	8,932	5,032	19,841
Lungis	5,022,239	3,994,232	3,748,354	6,724,963	1,032,076	24,48,036	16,06,778	12,48,248	22,50,367	6,93,183

No. 13—continued

## UNITED KINGDOM (including CHANNEL ISLANDS)—continued

## IMPORTS THEREFROM—continued

ARTICLES	QUANTITY					VALUE				
	1929-30	1930-31	1931-32	1932-33	1933-34	1929-30	1930-31	1931-32	1932-33	1933-34
<b>TEXTILES—continued</b>										
<b>COTTON—continued</b>										
Manufactures—continued										
Piece-goods—continued										
Coloured, printed or dyed—continued										
Printed goods—continued										
Prints and Chints Yards	50,163,052	27,735,054	18,360,061	27,407,027	14,447,389	1,30,58,154	68,11,762	26,74,408	58,47,950	31,45,059
Saris and Scarves	26,307,624	14,050,173	7,353,919	14,286,894	14,675,756	62,04,131	38,10,222	17,85,082	30,04,467	31,08,758
Fateens . . .	2,600,170	1,326,683	837,677	2,540,411	846,740	11,51,794	4,64,906	2,55,394	7,40,308	2,02,292
Shirtings . . .	17,319,247	10,176,976	15,873,043	18,544,807	8,131,999	45,01,658	26,41,208	36,04,718	28,43,325	17,81,784
Twills . . .	3,370,004	1,145,121	950,670	1,180,382	558,703	8,51,763	2,39,552	1,07,783	2,54,355	1,80,012
Woven Lungis and Sarongs . . .	1,143,831	320,241	178,119	494,549	452,695	5,36,310	1,53,444	77,952	1,05,895	1,74,748
Unspecified descriptions . . .	1,508,016	604,164	402,274	969,019	2,017,488	4,71,886	2,12,993	1,08,905	2,94,900	5,82,013
<b>Total Printed goods</b>	<b>130,557,386</b>	<b>70,889,172</b>	<b>50,870,472</b>	<b>88,373,865</b>	<b>55,924,970</b>	<b>4,03,18,051</b>	<b>1,88,77,898</b>	<b>1,21,25,813</b>	<b>2,07,08,883</b>	<b>1,29,81,495</b>
<b>Dyed goods—</b>										
Cambrics including Madapollams, Muslins, Mulls and Jaconets . . .	19,478,584	11,068,487	12,560,762	29,074,375	27,007,130	56,41,094	26,12,456	26,77,549	59,59,358	50,15,018
Checks, spots and stripes . . .	10,419,026	4,062,770	1,751,192	5,039,418	5,051,911	47,24,049	16,84,673	5,03,976	18,23,548	20,77,056
Dhnties . . .	248,627	39,194	69,127	168,048	28,838	62,863	10,089	14,124	29,332	5,121
Drills and Jeans . . .	2,760,586	2,586,196	2,134,127	1,891,773	2,300,385	14,27,853	11,01,159	7,31,129	6,80,901	8,79,753
Flannel and Flannelettes . . .	223,425	17,768	263,631	57,817	142,195	74,844	8,060	55,857	18,831	37,898
Italian cloth and saucos . . .	16,211,073	9,029,577	10,764,890	20,072,367	9,912,316	62,14,321	31,48,609	31,74,654	51,18,391	24,82,178
Lungis . . .	67,479	..	119,883	284,010	37,163	32,136	..	34,048	79,132	14,123
Prints and Chints	4,220,920	1,665,504	2,441,846	4,061,173	2,169,762	12,97,359	5,34,433	5,17,541	9,06,664	4,64,565
Saris and Scarves	3,245,410	2,583,784	822,483	1,110,237	1,956,910	12,07,235	7,87,864	2,05,197	2,65,517	3,82,060
Shirtings . . .	30,749,652	12,835,224	8,551,084	12,818,149	9,897,879	72,87,765	27,06,800	10,58,995	23,55,012	20,19,885
Twills . . .	11,100,652	6,668,651	8,671,856	9,699,155	9,147,123	44,16,798	24,01,301	20,91,489	27,52,654	26,91,513
Woven Lungis and Sarongs . . .	247,384	67,048	107,465	32,625	6,820	99,383	26,402	35,735	11,445	1,568
Unspecified descriptions . . .	7,302,220	8,173,570	6,934,332	10,335,763	8,146,063	26,15,381	33,35,587	29,40,197	38,67,767	30,06,157
<b>Total Dyed goods</b>	<b>106,274,031</b>	<b>58,799,073</b>	<b>55,197,578</b>	<b>94,694,010</b>	<b>76,495,145</b>	<b>3,51,01,481</b>	<b>1,84,08,113</b>	<b>1,47,38,991</b>	<b>2,33,68,597</b>	<b>1,90,76,900</b>
<b>Woven coloured goods—</b>										
Cambrics, including Madapollams, Muslins, Mulls and Jaconets . . .	1,357,718	430,003	125,457	309,611	422,858	4,19,408	1,45,007	35,564	1,11,590	1,12,619
Checks, spots and stripes . . .	9,294,603	4,728,951	1,077,724	3,517,809	3,404,923	45,65,344	19,77,044	3,72,062	12,12,733	10,82,865
Coatings and Trouserings, including Cashmeres, Serges and Tweeds . . .	2,908,371	1,019,015	760,662	1,185,120	1,261,091	18,66,549	6,27,681	3,87,572	6,35,716	6,89,320
Dhnties . . .	478,170	1,03,361	25,110	152,021	85,131	1,49,917	33,700	6,151	30,515	12,842
Drills and Jeans . . .	1,149,052	227,341	44,043	16,925	4,150	3,46,925	59,739	9,412	14,016	6,113
Flannel and Flannelettes . . .	380,453	402,744	121,696	194,406	195,107	1,59,119	1,19,823	37,824	68,012	61,395
Lungis and Sarongs	5,285,936	2,026,757	179,090	1,017,233	94,519	22,62,641	7,64,013	72,783	3,84,416	31,486
Prints and Chints . . .	130,708	2,031	6,128	6,440	239,210	42,633	2,020	3,040	2,754	42,625
Saris and Scarves . . .	1,680,185	1,454,204	194,333	190,905	412,412	4,04,329	3,70,412	49,208	39,514	81,400
Shirtings . . .	7,542,921	4,491,427	1,272,046	4,060,530	2,718,968	32,62,727	18,53,267	4,91,830	13,72,543	7,29,154

UNITED KINGDOM (including CHANNEL ISLANDS)—continued

IMPORTS THEREFROM—continued

ARTICLES	QUANTITY					VALUE				
	1920-30	1930-31	1931-32	1932-33	1933-34	1920-30	1930-31	1931-32	1932-33	1933-34
<b>TEXTILES—continued</b>										
<b>COTTON—concluded</b>										
<b>Manufactures—concluded</b>										
<b>Piece-goods—concluded</b>										
<b>Coloured, printed or dyed—continued</b>										
<b>Woven coloured goods—continued</b>										
Twills . . . Yards	668,170	180,474	44,409	17,606	35,089	2,14,017	62,923	9,425	7,741	10,842
Velvet and Velveteens . . . "	700,385	264,495	190,343	267,715	232,807	5,61,929	1,88,908	1,40,468	1,90,572	2,02,702
Unspecified descriptions . . . "	10,233,001	2,624,081	155,884	256,112	733,237	52,48,745	12,69,141	55,805	1,07,921	2,88,668
<b>Total Woven Coloured goods . . . "</b>	<b>41,788,863</b>	<b>17,954,884</b>	<b>4,196,825</b>	<b>11,252,343</b>	<b>9,930,158</b>	<b>1,96,24,923</b>	<b>74,75,208</b>	<b>10,71,145</b>	<b>41,90,043</b>	<b>33,53,005</b>
<b>Total Coloured, Printed or Dyed goods . . . "</b>	<b>278,620,280</b>	<b>147,640,729</b>	<b>110,370,876</b>	<b>194,326,118</b>	<b>142,400,273</b>	<b>9,50,44,455</b>	<b>4,47,61,270</b>	<b>2,85,35,049</b>	<b>4,87,62,628</b>	<b>2,54,11,400</b>
<b>FIBRES—</b>										
Fents not more than 9 yards in length (c) . . . "	—	1,993,324	5,849,427	9,182,504	10,413,373	—	4,27,440	11,42,085	15,41,691	15,20,833
Others (d) . . . "	—	554,997	652,202	1,539,675	667,542	—	1,23,920	1,59,062	3,87,361	1,38,282
<b>Total of Fents . . . "</b>	<b>12,456,293</b>	<b>2,548,321</b>	<b>6,501,629</b>	<b>10,713,179</b>	<b>11,080,915</b>	<b>36,38,075</b>	<b>5,51,360</b>	<b>13,01,147</b>	<b>19,29,052</b>	<b>16,59,115</b>
Rope . . . Lbs.	1,035,344	734,885	765,881	727,272	552,290	12,45,173	7,76,979	6,84,188	5,59,345	4,50,127
Thread, sewing . . . "	1,999,751	1,649,128	1,620,791	1,793,707	1,628,630	69,17,775	62,54,588	47,25,094	48,86,041	44,53,521
Towels in the piece . . . Yards	4,000	400	1,133	6,850	7,325	3,743	582	440	3,881	6,087
Other sorts of manufactures . . . Lbs.	558,995	446,204	379,556	525,876	423,545	12,02,199	8,73,488	6,75,049	9,94,420	7,91,643
<b>Total Cotton Manufactures (including twist and yarn) . . . Value</b>	<b>—</b>	<b>—</b>	<b>—</b>	<b>—</b>	<b>—</b>	<b>37,79,94,661</b>	<b>14,04,37,598</b>	<b>9,87,74,856</b>	<b>14,21,95,058</b>	<b>10,42,73,320</b>
<b>FLAX—</b>										
Twist and yarn . . . Lbs.	10,804	16,480	34,637	13,106	4,995	3,967	20,205	27,726	11,492	3,942
Manufactures—Canvas . . . Yards	1,448,732	1,080,445	956,508	1,041,615	1,048,750	17,41,385	10,83,965	7,81,617	7,81,302	8,34,363
Piece-goods . . . "	616,497	227,073	582,583	552,483	462,804	3,24,982	1,48,695	2,58,460	2,49,763	2,01,680
Thread, sewing . . . Lbs.	100,459	88,392	185,412	113,136	113,411	2,13,449	1,56,466	1,93,779	1,72,211	1,62,956
Other sorts . . . "	555,506	406,100	344,695	251,473	231,442	9,51,181	6,68,010	4,17,797	3,55,797	3,81,247
<b>Total Flax manufactures (including twist and yarn) . . . Value</b>	<b>—</b>	<b>—</b>	<b>—</b>	<b>—</b>	<b>—</b>	<b>8,34,964</b>	<b>20,07,341</b>	<b>16,79,309</b>	<b>10,00,565</b>	<b>15,84,118</b>
<b>HABERDASHERY AND MILLINERY—</b>										
<b>Lace and Embroidery Value</b>										
Towels not in the piece . . . No.	143,801	90,855	80,256	52,992	62,719	87,880	76,978	85,473	31,286	53,019
Other sorts . . . Value	—	—	—	—	—	21,88,024	14,55,538	10,84,400	10,72,261	10,10,533
<b>Total Haberdashery and Millinery . . . "</b>	<b>—</b>	<b>—</b>	<b>—</b>	<b>—</b>	<b>—</b>	<b>26,25,614</b>	<b>18,45,531</b>	<b>13,50,965</b>	<b>13,96,580</b>	<b>12,72,184</b>
<b>HEMP—</b>										
Raw . . . Cwts.	896	..	248	..	1	21,160	..	3,534	14	77
Manufactures (excluding cordage) . . . Value	—	—	—	—	—	38,241	35,647	10,959	14,715	36,681
<b>JUTE—</b>										
Twist and yarn . . . Lbs.	11,507	22,965	10,714	10,602	12,592	4,226	7,212	5,115	2,003	8,402
Manufactures—Canvas . . . Yards	346,718	137,404	57,827	34,865	38,949	1,91,360	1,18,939	47,082	29,195	33,558
Gunny bags . . . No.	644,466	108,109	23,161	47,200	71,749	2,16,125	37,726	5,655	6,085	13,301
Gunny cloth . . . Yards	2,3,214	65,714	19,439	280,747	170,591	12,684	11,697	3,902	82,451	47,383
Rope and twine . . . Cwts.	722	358	252	328	192	45,396	25,704	19,041	26,979	11,950
Other kinds . . . "	5,983	2,193	2,180	3,077	920	2,03,224	1,28,176	73,839	42,786	30,231
<b>Total Jute (including Twist and Yarn) . . . Value</b>	<b>—</b>	<b>—</b>	<b>—</b>	<b>—</b>	<b>—</b>	<b>6,72,915</b>	<b>3,23,754</b>	<b>1,55,234</b>	<b>1,90,399</b>	<b>1,38,025</b>

(a) Separately recorded from 1930-31.



UNITED KINGDOM (including CHANNEL ISLANDS)—continued

IMPORTS THEREFROM—continued

ARTICLES	QUANTITY,					VALUE				
	1929-30	1930-31	1931-32	1932-33	1933-34	1929-30	1930-31	1931-32	1932-33	1933-34
						£	£	£	£	£
<b>TOYS AND REQUISITES FOR GAMES AND SPORTS including FISHING TACKLE—</b>										
Toys . . . Value	—	—	—	—	—	7,43,854	5,20,206	4,48,264	3,55,254	3,05,829
Requisites for games and sports (excluding firearms, etc.)—										
Playing cards . . .	—	—	—	—	—	88,627	86,177	1,11,164	2,25,548	1,52,003
Other sorts . . .	—	—	—	—	—	6,97,807	6,13,604	5,05,862	4,65,108	6,13,837
Total Toys and requisites for games and sports, etc., ..	—	—	—	—	—	16,30,288	12,20,077	10,65,290	10,45,905	11,02,208
<b>UMBRELLAS AND UMBRELLA FITTINGS—</b>										
Umbrellas, complete including parasols and sunshades No.	92,305	40,119	38,599	23,380	30,802	2,55,307	1,15,938	95,386	65,153	60,493
Umbrella fittings . Value	—	—	—	—	—	8,68,013	4,56,831	5,04,337	3,02,022	2,80,429
<b>VEHICLES, excluding LOCOMOTIVES, ETC., FOR RAILWAYS—</b>										
Carriages and carts not mechanically propelled and parts thereof (excluding Railway carriages, trucks, etc.)—										
Carriages and carts not mechanically propelled (excluding Railway carriages, trucks, etc.) No.	1,090	478	199	292	417	1,84,553	2,13,071	22,123	84,992	47,030
Parts of carriages and carts (excluding rubber tyres) . Value	—	—	—	—	—	3,25,604	2,16,299	1,84,997	1,21,073	1,87,387
Perambulators and children's go-carts . . .										
Perambulators and children's go-carts . No.	7,544	5,051	5,860	4,992	3,775	2,23,534	1,31,246	1,35,851	1,00,204	80,642
Parts of perambulators and children's go-carts Value	—	—	—	—	—	9,684	12,435	31,299	33,422	29,118
Total Carriages and Carts, etc. . .	—	—	—	—	—	7,43,375	5,73,051	3,74,270	3,45,781	3,44,180
<b>Cycles (other than motor cycles) and parts thereof and accessories—</b>										
Cycles imported entire or in sections . No.	140,138	49,370	46,780	53,759	71,700	58,33,205	20,21,237	16,08,848	18,52,763	23,17,831
Parts of cycles and accessories (excluding rubber tyres) Value	—	—	—	—	—	38,20,294	27,40,629	26,34,777	33,43,380	30,40,397
Total of Cycles, etc. . .	—	—	—	—	—	96,62,499	47,61,866	43,33,125	51,96,152	62,67,228
<b>Mechanically propelled vehicles (excluding railway locomotives and tractors)—</b>										
Aircraft . . . No.	18	19	15	17	22	1,72,804	2,09,703	1,37,935	1,98,218	2,52,095
Parts of aircraft . Value	—	—	—	—	—	64,414	1,29,749	86,409	1,33,100	3,04,374
Carriages and parts for Railways* . . .	—	—	—	—	—	96,19,104	65,40,888	36,81,934	17,83,302	28,70,071
Wagons and parts for Railways . . .	—	—	—	—	—	55,02,053	42,96,889	15,05,759	10,62,920	8,45,620
Motor cars (including taxicabs) . No.	3,758	2,885	2,178	3,058	5,348	96,54,282	71,03,409	50,85,069	80,05,887	1,06,14,709
Motor cycles (including scooters) . . .	1,842	1,395	808	699	613	10,42,831	7,58,649	3,80,816	3,26,887	2,98,555

No. 13—continued  
 UNITED KINGDOM (including CHANNEL ISLANDS)—continued  
 IMPORTS THEREFROM—continued

ARTICLES	QUANTITY					VALUE				
	1929-30	1930-31	1931-32	1932-33	1933-34	1929-30	1930-31	1931-32	1932-33	1933-34
<b>VEHICLES, excluding LOCOMOTIVES, ETC., FOR RAILWAYS—continued.</b>						£	£	£	£	£
Motor omnibuses, motor vans, and motor lorries—										
Imported with bodies No.	57	80	32	78	80	2,80,340	3,07,024	1,70,828	1,14,664	8,20,058
Chassis . . . . .	841	228	408	489	448	14,63,122	1,15,7,664	12,72,492	8,70,770	9,05,122
Tram Cars . . . . .	..	..	8	..	..	..	..	86,832	..	..
Parts of Mechanically propelled vehicles and accessories, other than of aircraft (excluding rubber tyres) . . . Value	—	—	—	—	—	82,15,405	24,16,470	22,48,054	22,50,087	82,00,101
Total Mechanically propelled vehicles, etc. . . . .	—	—	—	—	—	3,11,14,324	2,29,80,035	1,45,66,118	1,47,45,744	1,92,78,400
Ships, parts of . . . . .	—	—	—	—	—	10,04,433	12,39,178	9,29,304	4,13,241	5,15,775
Total Vehicles, etc. . . . .	—	—	—	—	—	5,25,24,631	2,95,54,130	2,02,02,817	2,07,00,018	2,64,05,049
<b>WAX OF ALL KINDS, other than PARAFFIN WAX (excluding CANDLES) . . . Cwts.</b>	012	656	842	574	514	80,089	37,633	12,475	23,127	24,162
<b>WOOD AND TIMBER—</b>										
Deal and pine wood Cub. Tons	325	111	175	103	40	42,365	17,537	20,247	9,171	5,854
Other kinds of wood and timber . . . Value	—	—	—	—	—	1,06,602	89,849	1,17,611	54,168	87,806
Manufactures of wood . . . . .	—	—	—	—	—	6,51,939	5,07,284	3,66,577	3,52,803	3,70,441
Total Wood and Timber . . . . .	—	—	—	—	—	8,00,906	6,14,660	5,04,435	4,15,937	4,13,601
<b>POSTAL ARTICLES NOT SPECIFIED . . . . .</b>	—	—	—	—	—	2,57,38,593	2,17,93,679	1,88,59,153	1,58,48,080	1,36,60,767
<b>ALL OTHER ARTICLES OF MERCHANDISE . . . . .</b>	—	—	—	—	—	12,90,161	19,25,992	8,23,857	9,66,219	10,60,051
<b>GRAND TOTAL . . . . .</b>	—	—	—	—	—	108,10,30,176	81,23,70,742	44,81,43,840	46,79,77,339	47,58,68,963

GOVERNMENT STORES

ARTICLES	QUANTITY					VALUE				
	1929-30	1930-31	1931-32	1932-33	1933-34	1929-30	1930-31	1931-32	1932-33	1933-34
<b>APPAREL (including DRAPERIES, UNIFORMS, ACCOUTREMENTS, BUT excluding HOSIERY AND BOOTS AND SHOES) . . . Value</b>	—	—	—	—	—	0,02,119	0,51,377	7,77,207	4,97,043	8,58,874
<b>ARMS, AMMUNITION, AND MILITARY STORES—</b>										
Firearms and parts thereof . . . . .	—	—	—	—	—	29,06,488	18,38,832	6,80,023	9,56,906	5,73,601
Others . . . . .	—	—	—	—	—	17,97,540	23,41,764	10,23,162	26,13,271	17,41,045
<b>BOOKS, PRINTED, AND PRINTED MATTER (not being STATIONERY) including MAPS AND CHARTS . . . . .</b>	—	—	—	—	—	8,80,978	8,70,034	3,01,610	2,25,142	1,53,762
<b>BUILDING AND ENGINEERING MATERIALS other than OF IRON, STEEL OR WOOD—</b>										
Bricks and tiles— Fire bricks . . . . . No.	18,068	1,649	1,332	1,200	1,025	27,721	981	2,322	725	287
Cement . . . . . Tons	8,571	8,573	3,927	2,856	..	8,07,436	4,65,677	1,92,004	1,30,671	78
Other sorts . . . . . Value	—	—	—	—	—	13,260	6,476	20,400	2,624	11,042
Total Building and Engineering materials . . . . .	—	—	—	—	—	4,38,417	4,13,134	2,14,816	1,34,020	11,407



UNITED KINGDOM (including CHANNEL ISLANDS)—continued

IMPORTS THEREFROM—continued

GOVERNMENT STORES—continued

ARTICLES	QUANTITY					VALUE				
	1929-30	1930-31	1931-32	1932-33	1933-34	1929-30	1930-31	1931-32	1932-33	1933-34
<b>CHEMICALS</b> . . . Value	—	—	—	—	—	7,00,140	7,22,508	5,89,070	8,50,848	4,18,639
<b>DRUGS, MEDICINES AND NARCOTICS—</b>										
Drugs . . . Value	—	—	—	—	—	72,879	57,507	67,537	43,922	34,232
Medicines and Narcotics ..	—	—	—	—	—	2,53,873	2,81,995	4,06,896	8,30,350	2,04,547
Total Drugs, Medicines and Narcotics . . . "	—	—	—	—	—	3,26,552	3,39,502	4,74,433	8,74,278	2,38,779
<b>EARTHENWARE AND PORCELAIN</b>										
Earthenware (including pipes) . Value	—	—	—	—	—	76,507	34,033	31,447	19,568	12,028
Porcelain . . . "	—	—	—	—	—	22,814	10,098	9,828	9,009	4,568
Total Earthenware and Porcelain (including pipes of earthenware) ..	—	—	—	—	—	99,321	44,131	41,275	28,577	16,596
<b>GLASS AND GLASSWARE—</b>										
Bottles and phials . Gross	2,971	3,482	3,364	2,950	2,702	82,814	95,415	1,05,486	69,784	76,830
Other glassware . Value	—	—	—	—	—	2,16,526	2,14,137	1,35,984	86,408	70,771
Total Glass and Glassware . . . "	—	—	—	—	—	2,99,340	3,09,552	2,41,470	1,56,192	1,47,601
<b>HARDWARE AND CUTLERY, including AGRICULTURAL IMPLEMENTS AND PLATED WARE . . . "</b>	—	—	—	—	—	18,98,211	18,53,665	10,04,420	5,06,315	4,30,986
<b>INSTRUMENTS, APPARATUS, AND APPLIANCES AND PARTS THEREOF—</b>										
Musical . . . "	—	—	—	—	—	18,146	19,705	15,136	7,634	14,078
Photographic . . . "	—	—	—	—	—	2,27,569	1,54,084	1,97,515	1,41,291	1,13,259
Other kinds . . . "	—	—	—	—	—	36,51,138	30,59,700	22,63,423	13,92,811	9,96,797
Total Instruments, Apparatus and Appliances and parts thereof . . . "	—	—	—	—	—	38,91,853	32,30,469	24,76,074	15,41,736	11,24,121
<b>LEATHER—</b>										
Unwrought . . . Cwts.	36	54	11	19	7	20,136	24,716	7,321	7,329	2,082
Manufactures Other sorts (excluding boots and shoes) . Value	—	—	—	—	—	42,972	44,180	15,038	6,132	54,450
Total Leather . . . "	—	—	—	—	—	63,108	68,905	22,359	13,461	56,541
<b>MACHINERY AND MILLWORK—</b>										
Locomotive Engines and tenders and parts thereof for Railways . . . "	—	—	—	—	—	1,10,23,465	1,38,04,443	87,09,524	9,71,410	10,00,013
Steam-engines and parts (other than locomotives) . . . "	—	—	—	—	—	1,89,775	2,20,875	95,554	2,805	8,993
Other sorts of machinery . . . "	—	—	—	—	—	1,17,37,713	41,08,077	82,91,818	13,72,493	7,92,869
Total Machinery and Millwork . . . "	—	—	—	—	—	2,29,50,953	1,82,31,895	70,03,896	23,46,708	27,01,875
<b>METALS AND ORES—</b>										
Brass, Bronze, and similar alloys, and manufactures thereof, wrought . Cwts.	504	153	25	158	420	38,986	15,380	5,608	7,130	14,042
<b>Copper—</b>										
Unwrought . . . "	..	..	302	180	..	..	..	13,983	7,200	..
Wrought . . . "	3,071	1,299	579	68	715	2,12,065	89,684	32,453	7,433	33,913
Total Copper . . . "	3,071	1,299	881	248	715	2,12,065	89,684	46,436	14,633	33,913
<b>Iron—</b>										
Pig . . . Tons	1,778	..	10	10	..	1,85,264	..	1,286	1,367	..
<b>Manufactures—</b>										
Angle, bolt, and rod . . . "	127	22	107	21	18	19,202	3,894	12,200	2,237	2,213
Bars and channels . . . "	31	1	29	190	45	9,792	454	4,572	21,543	11,058
Total Iron . . . "	1,931	23	146	221	63	1,64,258	4,348	18,058	25,197	13,276
<b>Steel—</b>										
Bars and channels . . . "	1,930	1,356	2,206	352	779	2,65,779	1,65,104	2,56,055	47,987	1,14,816
Cast . . . "	9	3	8	..	..	10,787	3,237	6,805	373	..
Total Steel . . . "	1,939	1,359	2,214	352	779	2,76,566	1,68,341	2,62,860	48,360	1,14,816

No. 13—continued  
 UNITED KINGDOM (including CHANNEL ISLANDS)—continued  
 IMPORTS THEREFROM—continued

GOVERNMENT STORES—continued

ARTICLES	QUANTITY					VALUE				
	1929-30	1930-31	1931-32	1932-33	1933-34	1929-30	1930-31	1931-32	1932-33	1933-34
<b>METALS AND ORES—continued</b>										
<b>Iron or Steel—</b>										
Anchors and cables Tons.	22	68	9	..	74	11,729	36,955	3,888	..	87,908
Hoops and strips . "	39	46	6	4	4	10,149	10,457	1,892	577	721
Nails, screws, rivets and washers . "	105	30	81	49	162	27,629	25,605	30,717	15,949	40,008
Rails and fish plates of steel or iron . "	2,036	211	8	118	274	2,53,038	44,411	1,300	31,069	91,476
Sheets and plates (including galvanised and tinned plates) "	1,303	968	539	180	319	2,28,274	1,87,766	1,01,380	28,426	49,456
Sleepers and Keys steel or iron for Railway . "	856	87	..	..	..	2,87,702	35,374	..	..	51
Wire . . . "	192	26	25	101	27	50,132	14,717	15,500	17,486	7,360
Other manufactures of iron or steel . "	9,781	4,604	3,338	405	788	25,10,923	16,70,072	12,00,289	1,16,735	2,16,036
Total Iron or Steel . "	14,334	6,040	4,501	857	1,048	83,80,176	20,25,877	13,64,076	2,10,242	4,43,016
<b>Lead—</b>										
Pig . . . Cwts.	..	10	80	439	200	..	139	806	4,504	2,001
<b>Wrought—</b>										
Sheets, pipes and tubes, "	542	248	45	226	199	12,382	5,195	1,070	2,925	2,951
Other sorts . "	32	506	21	6	4	943	6,392	995	210	135
Total Lead . "	574	764	146	671	403	13,325	11,726	2,871	7,639	5,087
<b>Tin—</b>										
Unwrought (blocks, ingots, bars and slabs) "	143	1,001	..	..	2	21,568	94,335	..	..	374
Wrought (including plates or sheets not being tinned iron) . "	36	71	..	104	497	4,111	6,567	18	12,232	1,02,212
Total Tin . "	179	1,072	..	104	499	25,679	1,00,902	18	12,232	1,02,586
Zinc or spelter, wrought or manufactured . "	358	290	25	1	69	7,935	7,095	398	65	1,111
Metals and Ores, unenumerated . . "	2,232	2,536	1,941	318	764	1,05,815	93,034	42,776	34,262	1,07,490
Total Metals and Ores Tons	18,550	7,728	6,987	1,505	2,634	42,24,805	25,15,887	17,42,681	3,59,760	6,35,343
<b>PAPER AND PASTEBOARD—</b>										
<b>Paper—</b>										
Printing paper . Cwts.	9,670	9,595	5,810	3,147	4,663	11,07,769	11,46,166	7,10,611	2,72,986	4,07,069
Writing paper and envelopes . "	9,138	7,902	3,740	1,766	1,391	5,89,459	4,31,520	2,65,029	1,30,413	95,593
Other kinds of paper . "	3,696	1,740	7,058	1,691	1,259	3,75,188	2,43,937	1,90,698	1,25,426	76,990
Pasteboard, millboard, and cardboard of all kinds . . "	29,609	27,036	12,638	13,918	13,468	4,62,810	4,27,379	1,89,844	1,93,141	1,80,399
Total Paper and Pasteboard . . "	52,118	46,282	29,246	20,516	20,786	25,95,226	22,49,052	13,56,182	7,21,966	7,00,057
<b>PRINTING AND LITHOGRAPHING MATERIALS (excluding PAPER) . Value</b>										
	—	—	—	—	—	4,20,376	3,17,028	1,00,450	1,15,163	77,090
<b>STATIONERY (excluding PAPER) . . . Value</b>										
	—	—	—	—	—	4,88,986	3,32,264	3,08,372	1,38,633	94,164
<b>TEXTILES—</b>										
<b>Cotton manufactures—</b>										
<b>Piece-goods—</b>										
Grey (unbleached) . Yards	8,971	6,550	4,069	1,012	160	6,706	3,577	2,420	461	141
White (bleached) . "	38,682	47,578	115,560	63,534	159,632	14,467	3,987	19,118	6,353	33,512
Coloured, printed, or dyed, "	866,064	1,333,818	1,63,311	349,042	94,118	3,17,653	3,85,738	66,806	1,13,873	29,004
Other sorts of manufactures . Value	—	—	—	—	—	1,35,739	1,90,979	2,71,609	1,60,152	1,04,063
Total Cotton manufactures . "	—	—	—	—	—	4,77,620	5,89,281	3,59,548	2,80,839	2,33,010

UNITED KINGDOM (including CHANNEL ISLANDS)—continued

IMPORTS THEREFROM—concluded

GOVERNMENT STORES—concluded

ARTICLES	QUANTITY					VALUE				
	1929-30	1930-31	1931-32	1932-33	1933-34	1929-30	1930-31	1931-32	1932-33	1933-34
<b>TEXTILES—continued</b>										
<i>Flax—</i>										
Manufactures—						R	R	R	R	R
Canvas . . . Yards	247,675	331,977	126,046	35,484	18,341	3,76,941	4,77,734	81,288	25,051	10,704
Piece-goods . . . "	125,618	140,273	25,294	40,184	30,290	89,172	82,850	11,631	22,871	16,068
Other sorts (including bags and sacks) Value	—	—	—	—	—	56,467	60,872	52,420	53,338	31,770
Total Flax manufactures (including Twist and Yarn) . . . . .	—	—	—	—	—	6,22,580	6,30,462	1,45,304	1,01,255	57,507
<i>Wool—</i>										
Manufactures—										
Piece-goods . . . Yards	680,207	336,618	518,309	593,250	304,537	11,88,596	4,79,090	6,70,870	7,11,554	3,85,273
Other sorts . . . Lbs.	30,520	28,174	8,346	8,077	21,548	1,16,334	78,104	23,071	22,079	38,546
Total Wool manufactures Value	—	—	—	—	—	13,04,930	5,57,194	6,94,541	7,34,533	4,23,810
<i>VEHICLES excluding LOCOMOTIVES, ETC., FOR RAILWAYS—</i>										
Carrriages and carts (excluding railway carriages) and parts thereof . . . . .	—	—	—	—	—	21,357	1,05,102	8,970	81,531	1,35,842
Carrriages and parts for Railways . . . . .	—	—	—	—	—	16,80,364	13,63,206	6,08,788	2,89,402	1,33,506
Wagons and parts for Railways . . . . .	—	—	—	—	—	8,88,766	5,23,238	53,316	7,050	12,863
Ships, parts of (including Launches and Boats) . . . . .	—	—	—	—	—	10,307	4,06,231	10,212	48,654	11,521
Other kinds . . . . .	—	—	—	—	—	1,24,20,823	2,27,60,873	93,51,814	63,26,093	29,32,817
Total Vehicles . . . . .	—	—	—	—	—	1,50,22,117	2,51,58,700	1,00,33,100	67,03,729	32,20,039
<b>ALL OTHER ARTICLES—</b>										
Unmanufactured . . . . .	—	—	—	—	—	6,15,017	61,869	3,54,598	2,33,388	59,505
Manufactured . . . . .	—	—	—	—	—	13,32,036	17,17,365	10,69,403	7,24,158	7,14,740
<b>GRAND TOTAL . . . . .</b>	—	—	—	—	—	6,36,47,311	6,48,45,286	3,17,05,741	2,00,72,981	1,45,15,388

EXPORTS THERETO

INDIAN MERCHANDISE

ARTICLES	QUANTITY					VALUE				
	1929-30	1930-31	1931-32	1932-33	1933-34	1929-30	1930-31	1931-32	1932-33	1933-34
<b>ANIMALS, LIVING—</b>										
Horses . . . . . No.	8	—	1	1	..	R 11,590	..	R 300	R 2,000	R ..
Other kinds . . . . .	4,440	6,229	24,148	4,481	7,285	35,960	36,144	21,189	16,104	11,240
Total Animals, living . . . . .	4,448	6,229	24,149	4,432	7,285	47,460	36,144	21,489	18,104	11,240
<b>APPAREL (including DRESSERY, UNIFORMS, ACCOUTREMENTS BUT excluding HOSIERY AND BOOTS AND SHOES) . . . . . Value</b>										
ART. WORKS OF BONES FOR MANUFACTURING PURPOSES . . . . . Tons	260	—	369	1,922	2,140	32,212	30	36,640	1,70,833	1,19,833
BOOKS, PRINTED, AND PRINTED MATTER (NOT BEING STATIONERY), including MAPS AND CHARTS . . . . . Cwts.	417	404	363	269	405	1,09,815	82,917	74,249	68,341	52,558
BOOTS AND SHOES . . . Pairs	1,457	611	864	47	40,613	3,335	1,138	5,216	240	26,133
BRISTLES . . . . .	2,505	2,150	2,522	2,702	3,613	12,93,805	9,82,466	10,54,227	13,26,460	17,15,924
BUILDING AND ENGINEERING MATERIALS, other than of IRON, STEEL, OR WOOD . . . . . Value	—	—	—	—	—	80,315	74,040	84,071	1,74,697	2,85,808
CASEIN . . . . . Cwts.	577	659	50	5,187	1,444	18,850	15,560	700	47,833	33,023

## No. 13—continued

## UNITED KINGDOM—(including CHANNEL ISLANDS)—continued

## EXPORTS THERETO—continued

## INDIAN MERCHANDISE—continued

ARTICLES	QUANTITY					VALUE				
	1929-30	1930-31	1931-32	1932-33	1933-34	1929-30	1930-31	1931-32	1932-33	1933-34
<b>CHEMICALS AND CHEMICAL PREPARATIONS (excluding CHEMICAL MANURES AND MEDICINES)—</b>						£	£	£	£	£
Potassium Compounds— Saltpetre . . . Cwts.	27,614	22,540	24,699	64,372	57,004	3,04,978	2,23,450	1,89,286	5,03,760	4,73,047
Other sorts of chemicals Value	—	—	—	—	—	1,38,150	1,28,552	3,13,021	65,340	58,548
Total Chemicals, etc. "	—	—	—	—	—	4,43,128	3,52,002	5,02,307	5,09,100	5,35,195
<b>COAL AND COKE . . . Tons</b>	19,550	8,078	11,955	31,549	29,892	2,17,828	75,520	1,05,882	8,61,639	3,13,232
<b>COFFEE . . . Cwts.</b>	88,530	78,488	44,059	51,868	50,414	64,11,895	52,18,541	27,94,838	33,91,338	30,31,924
<b>COIR—</b>										
Unmanufactured . . . Tons	103	67	48	3	..	33,114	22,215	10,515	295	..
Manufactured (excluding rope) . . . "	5,152	4,687	5,850	4,980	6,188	18,04,412	18,22,234	20,16,174	18,87,701	23,03,892
<b>CORDAGE AND ROPE OF VEGETABLE FIBRE (excluding JUTE AND COTTON) . . . Cwts.</b>	2,237	1,785	1,762	1,184	1,430	30,848	28,535	24,440	13,700	13,046
<b>DRUGS AND MEDICINES (excluding CHEMICALS AND NARCOTICS)—</b>										
Cinchona bark . . . Lbs.	74,533	83,781	84,558	6,620	94,841	37,778	34,181	31,707	1,008	20,589
Nuxvomica . . . Cwts.	2,970	4,459	4,751	14,407	14,036	25,938	29,538	29,391	88,664	84,719
Senna . . . "	7,102	5,589	4,452	12,087	8,295	1,56,403	1,21,227	92,965	2,32,550	1,43,370
Other sorts of drugs and medicines Value	—	—	—	—	—	2,34,382	3,62,045	77,697	19,179	30,160
Total Drugs and Medicines "	—	—	—	—	—	4,53,501	5,46,986	2,31,760	3,42,301	2,93,338
<b>DYEING AND TANNING SUBSTANCES—</b>										
Outch and Gambier . . Cwts.	28,845	29,869	18,174	13,414	14,890	5,60,885	5,56,605	2,17,616	1,39,446	1,80,885
Indigo . . . "	215	135	182	60	110	58,507	36,980	49,900	9,840	10,204
Myrobalans . . . "	513,839	637,363	691,411	493,784	598,355	33,69,266	38,30,705	37,75,751	37,78,268	29,11,925
Myrobalan extracts . . "	10,185	1,103	1,245	14,199	26,804	1,33,791	13,956	14,371	1,53,599	2,68,078
Turmeric . . . "	9,939	7,044	7,737	6,015	6,816	1,89,485	1,21,447	1,06,833	78,437	70,746
Other sorts . . . "	3,936	2,297	1,755	2,014	1,338	38,322	23,625	8,369	10,722	15,955
Total Dyeing and Tanning substances . . "	567,009	677,811	720,504	520,486	648,313	43,30,256	45,92,318	41,72,340	31,70,312	34,75,492
<b>FIBRE FOR BRUSHES AND BROOMS . . . Tons</b>	868	770	984	1,190	1,228	3,39,374	3,01,689	3,51,653	4,08,538	3,03,544
<b>FISH (excluding CANNED FISH)—</b>										
Fishmaws and sharkins Cwts.	1,220	1,077	845	1,018	1,306	2,68,277	3,04,270	1,20,481	1,32,588	1,76,194
Other sorts . . . "	150	24	35	12	36	4,431	1,128	990	295	900
Total Fish (excluding canned fish) . . "	1,370	1,101	880	1,030	1,342	2,72,708	3,05,398	1,30,480	1,32,883	1,77,094
<b>FODDER, BRAN, AND POLLARDS (excluding OIL-CAKE)—</b>										
Rice bran . . . Tons	186,391	160,140	131,635	177,702	218,592	85,11,561	46,60,457	48,15,411	53,00,044	37,66,872
Other sorts of bran and pollards . . . "	4	..	..	398	396	373	25	..	81,680	35,924
Other sorts of fodder . . "	951	301	654	379	557	39,172	4,245	10,340	8,339	11,119
Total Fodder, Bran, and Pollards (excluding Oilcake) . . "	187,346	160,441	132,289	178,479	219,545	85,51,106	46,64,727	48,31,751	54,06,063	38,03,915
<b>FRUITS AND VEGETABLES—</b>										
Fresh fruits and vegetables Value	—	—	—	—	—	6,947	6,941	7,188	26,247	26,266
Fruits and vegetables: dried, salted, or preserved, all sorts . Tons	524	556	238	201	695	4,05,931	2,00,837	1,29,888	1,55,696	4,38,750
Total Fruits and Vegetables Value	—	—	—	—	—	4,12,878	2,07,778	1,37,071	1,81,943	4,65,016
<b>FURNITURE AND CABINETWARE . . . "</b>	—	—	—	—	—	1,18,410	83,502	93,734	55,415	38,073

UNITED KINGDOM (including CHANNEL ISLANDS)—continued

EXPORTS THERETO—continued

INDIAN MERCHANDISE—continued

ARTICLES	QUANTITY					VALUE				
	1929-30	1930-31	1931-32	1932-33	1933-34	1929-30	1930-31	1931-32	1932-33	1933-34
						₹	₹	₹	₹	₹
<b>GRAIN, PULSES, AND FLOUR—</b>										
Barley . . . Tons	4,850	893	21,697	12,593	8	5,79,452	74,379	13,02,149	8,00,870	645
Jowar and bajra . . . "	..	..	951	..	..	16	6	62,764	..	21
Maise . . . . "	316	..	..	..	..	19,942	..	..	..	..
<b>Pulse—</b>										
Beans . . . . "	6,666	4,043	7,166	8,638	5,046	11,41,730	2,94,854	3,05,780	4,48,917	2,17,681
Gram . . . . "	..	70	..	6,677	307	1	7,104	772	5,49,470	86,797
Lentils . . . . "	8,113	7,700	3,492	7,231	6,172	13,95,992	9,02,308	8,46,250	6,76,019	5,96,946
Other sorts . . . "	6,914	7,071	6,226	10,512	9,667	10,06,539	7,00,302	4,62,194	9,13,580	8,62,283
Total Pulse . . "	21,693	18,884	16,834	33,658	21,282	35,44,238	19,13,568	12,05,005	26,87,936	17,03,707
<b>Rice, not in the husk—</b>										
Boiled rice . . . "	2,730	3,770	2,954	4,179	3,234	4,35,704	5,50,518	2,84,485	3,56,540	2,08,285
Cleaned rice . . . "	18,443	18,598	26,564	37,343	39,570	24,68,240	32,60,245	24,48,077	30,03,200	27,77,376
Broken cleaned rice . . "	18,555	25,347	21,187	33,688	27,552	21,06,562	21,21,143	12,11,628	20,34,652	12,57,362
Other sorts . . . "	..	161	120	..	1,050	..	19,277	7,419	5	20,769
Total Rice, not in the husk . . "	39,537	57,876	50,825	75,210	71,415	50,10,536	61,51,188	39,62,509	53,94,406	42,63,792
Wheat . . . . "	6,964	176,283	16,775	..	..	9,74,960	1,70,67,530	10,07,890	11	17
Other sorts . . . . "	110	122	165	748	150	12,915	17,421	15,882	47,765	16,074
Total Grain, Pulse, and Flour . . "	73,470	253,058	107,297	121,609	92,655	1,01,42,058	2,52,24,037	75,46,199	88,31,038	59,84,256
GUMS AND RESINS . . Cwts.	31,883	9,038	2,308	13,970	7,083	4,43,776	1,29,330	38,325	1,71,082	97,462
HARDWARE AND CUTLERY, including PLATED WARE . . . Value	—	—	—	—	—	61,413	44,712	19,903	20,737	10,950
<b>HIDES AND SKINS, RAW—</b>										
<b>Hides, raw—</b>										
Buffalo hides . . . { Tons 220 487 326 169 283 } 1,38,643 2,07,324 85,992 85,753 61,344	=No. =19,547 =42,178 =20,368 =10,398 =20,826									
Cow " . . . . { Tons 599 1,142 1,033 1,181 2,766 } 4,28,526 5,22,018 3,63,054 3,86,141 9,01,707	=No. =75,191 =140,017 =136,767 =178,641 =429,918									
Buffalo calf skins . . . { Tons 20 25 6 11 2 } 15,941 15,912 3,156 3,383 1,082	=No. =5,880 =7,800 =1,500 =3,000 =1,250									
Other hides . . . { Tons 2 37 5 .. 16 } 462 20,204 1,191 186 4,188	=No. =100 =2,668 =727 =226 =6,227									
Total Hides, raw . . . { Tons 841 1,641 1,370 1,361 3,067 } 5,83,572 7,65,758 4,53,303 4,25,468 10,58,321	=No. =100,618 =192,178 =159,362 =192,260 =458,221									
<b>Skins, raw—</b>										
Goat skins . . . { Tons 553 1,002 2,437 2,611 4,248 } 19,78,566 27,00,255 43,76,476 49,65,715 77,08,503	=No. =1,078,066 =1,568,157 =3,541,827 =4,683,429 =6,821,104									
Sheep skins . . . { Tons 20 20 33 23 84 } 41,322 49,764 1,03,849 67,615 1,05,412	=No. =85,931 =48,909 =121,230 =113,400 =219,711									
Other skins . . . { Tons 95 58 85 46 76 } 10,87,076 4,43,492 1,75,222 3,21,846 5,03,138	=No. =584,618 =331,707 =123,980 =249,743 =469,545									
Total skins, raw . . . { Tons 677 1,080 2,505 2,680 4,408 } 30,54,964 31,93,501 46,54,547 53,55,176 84,07,113	=No. =1,648,616 =1,918,778 =3,787,043 =5,046,572 =7,510,360									
Total Hides and Skins, raw (excluding cuttings of Hides and Skins) . . . Tons	1,518	2,721	3,875	4,041	7,475	36,36,536	39,59,259	51,07,940	57,80,639	94,05,434
Cuttings of hides and skins (raw) . . . "	577	881	230	478	550	1,09,804	1,88,145	18,733	44,165	37,229

No. 13—continued

## UNITED KINGDOM (including CHANNEL ISLANDS)—continued

## EXPORTS THERETO—continued

## INDIAN MERCHANDISE—continued

ARTICLES	QUANTITY					VALUE				
	1929-30	1930-31	1931-32	1932-33	1933-34	1929-30	1930-31	1931-32	1932-33	1933-34
						R	R	R	R	R
HORNS, TIPS AND PIECES OF HORN . . . Cwts.	13,020	6,586	6,247	8,000	7,087	3,19,968	1,28,611	60,877	64,451	95,717
INSTRUMENTS, APPARATUS, AND APPLIANCES, AND PARTS THEREOF . . . Value	—	—	—	—	—	79,500	18,751	3,074	2,382	2,857
JEWELLERY (excluding Imitation Jewellery and Precious Stones and Pearls, Unset), also Plate of Gold and Silver—										
Jewellery . . . "	—	—	—	—	—	16,659	12,575	9,945	290	..
Plate of gold and silver . . . "	—	—	—	—	—	26,231	29,288	18,092	16,778	25,484
Total Jewellery, also Plate of gold and silver . . . "	—	—	—	—	—	42,890	41,858	28,037	17,068	25,484
KAPOK . . . Cwts.	4,057	3,408	3,105	5,710	8,217	1,92,275	1,37,709	1,17,200	1,70,769	1,99,451
LAC—										
Button . . . "	14,787	15,779	12,583	11,807	13,050	18,31,347	11,08,864	6,39,099	4,64,231	4,72,679
Seed . . . "	7,786	9,765	9,597	11,052	11,638	7,88,416	4,96,229	3,48,609	3,12,190	3,31,267
Shell . . . "	120,319	95,835	63,032	81,414	309,277	1,31,12,024	53,61,495	34,85,344	24,85,198	1,28,42,461
Stick . . . "	688	608	624	417	568	76,250	30,205	20,979	12,808	16,590
Other kinds (excluding lac dye) . . . "	1,180	1,491	160	..	1,876	43,770	33,815	1,707	..	11,536
Total Lac . . . "	145,005	123,478	105,996	105,200	330,409	1,58,51,807	70,30,608	44,96,722	32,75,122	1,31,74,616
LACQUERED WARE (OF INDIAN MANUFACTURE) Value	—	—	—	—	—	9,170	10,143	4,673	3,510	2,872
LEATHER—										
Hides, tanned or dressed—										
Buffalo hides . . . { Tons 078 599 546 375 608						} 19,15,591	} 10,98,359	} 9,40,503	} 5,21,035	} 11,06,342
=No. =214,709 =149,322 =127,650 =100,547 =190,270										
Cow hides . . . { Tons 10,788 9,616 8,689 7,722 11,306						} 2,55,28,846	} 2,16,80,389	} 1,70,00,852	} 1,38,52,802	} 2,06,11,455
=No. =3,676,841 =3,214,291 =2,922,271 =2,650,845 =3,736,705										
Buffalo calf skins . . . { Tons 859 851 308 315 411						} 10,01,800	} 8,37,454	} 6,38,021	} 5,55,308	} 7,82,387
=No. =401,721 =380,589 =342,871 =325,319 =408,027										
Cow calf skins . . . { Tons 652 516 450 419 585						} 25,27,331	} 15,30,938	} 12,84,058	} 10,00,284	} 13,33,749
=No. =959,229 =729,171 =538,994 =486,757 =586,691										
Other hides . . . { Tons .. .. 2 .. ..						} 1,239	} ..	} 562	} ..	} ..
=No. =145 .. =281 .. ..										
Total Hides, tanned or dressed . . . { Tons 12,777 11,082 9,993 8,831 13,000						} 3,09,74,807	} 2,51,47,185	} 2,08,23,990	} 1,59,20,427	} 2,38,38,032
=Kg. =5,252,645 =4,482,373 =3,982,067 =3,503,468 =4,021,702										
Skins, tanned or dressed—										
Goat skins . . . { Tons 2,897 2,988 2,406 2,887 3,400						} 2,05,72,609	} 1,70,59,501	} 1,56,78,805	} 1,67,82,273	} 1,65,46,868
=No. =9,540,358 =9,281,748 =8,445,266 =9,969,628 =11,739,282										
Sheep skins . . . { Tons 2,555 2,357 2,189 1,869 2,253						} 1,59,14,215	} 1,40,97,547	} 1,06,96,243	} 95,38,936	} 1,11,28,798
=No. =9,767,171 =9,188,269 =7,900,449 =7,442,776 =8,629,846										
Other skins . . . { Tons 100 62 94 109 123						} 22,44,143	} 11,21,633	} 13,04,306	} 18,77,998	} 15,01,902
=No. =1,484,170 =878,758 =1,519,533 =1,737,214 =1,841,008										
Total skins, tanned or dressed . . . { Tons 5,552 5,405 4,770 4,865 5,781						} 3,87,30,967	} 3,22,78,681	} 2,76,79,354	} 2,76,90,207	} 2,91,77,568
=No. =20,791,699 =18,298,770 =17,865,238 =19,149,618 =22,210,181										
Total Hides and skins, tanned or dressed . . . { Tons 18,320 16,487 14,763 13,696 18,781						} 6,97,05,774	} 5,74,25,815	} 4,85,03,550	} 4,36,28,684	} 5,30,11,500
=No. =26,044,344 =22,781,143 =21,797,305 =22,718,086 =27,131,838										
Unwrought . . . Cwts.	829	1,083	386	2,784	7,088	2,30,601	4,70,024	2,37,996	5,29,196	13,15,000
Manufactures (excluding boots and shoes) . . . Value	—	—	—	—	—	5,046	4,983	5,375	4,025	2,324
Total Leather . . . "	—	—	—	—	—	6,09,50,421	5,79,06,823	4,87,46,721	4,41,61,855	5,43,29,784
MACHINERY AND MILLWORK . . . "	—	—	—	—	—	11,457	5,263	16,195	33,358	1,304

UNITED KINGDOM (including CHANNEL ISLANDS)—continued

EXPORTS THERE TO—continued

INDIAN MERCHANDISE—continued

ARTICLES	QUANTITY					VALUE				
	1929-30	1930-31	1931-32	1932-33	1933-34	1929-30	1930-31	1931-32	1932-33	1933-34
						£	£	£	£	£
<b>MANURES—</b>										
Bone-meal . . . Tons	3,894	4,065	4,647	5,749	10,455	2,02,297	2,06,288	2,17,027	3,58,894	5,80,258
Horn-meal . . . "	344	346	386	759	548	33,399	30,305	40,964	65,654	47,372
Other kinds . . . "	482	549	1,578	3,310	4,188	61,493	34,902	86,411	1,57,026	1,02,841
Total Manures . . . "	4,720	4,960	6,611	9,824	15,191	8,87,189	8,00,495	3,44,402	5,81,574	8,20,471
<b>MATS AND MATTING (except COIR AND RUBBER) Sq. yds.</b>										
	19,042	16,504	63,048	15,638	1,255	4,588	9,048	11,855	5,528	429
<b>METALS AND ORES—</b>										
Brass, Bronze, and similar alloys and manufactures thereof . . . Cwts.	2,715	475	215	121	222	1,04,036	90,116	51,384	30,806	32,184
Chromite (chrome iron ore) Tons	1,600	2,454	3,799	6,336	7,300	50,510	88,025	1,26,472	2,18,905	2,35,000
Copper (excluding ore) Cwts.	119	776	6,856	4,166	4	2,910	10,326	42,905	38,970	460
Iron (excluding ore) (a) Tons	—	—	—	—	93,128	—	—	—	—	21,56,037
Steel bars (a) . . . "	—	—	—	—	41,099	—	—	—	—	17,35,838
Iron or Steel (excluding ore) . . . Tons	71,535	98,053	78,589	62,220	2	33,40,546	33,48,691	29,15,852	35,59,664	600
Lead . . . Cwts.	931,478	1,152,953	790,820	978,892	1,112,253	1,54,80,120	1,66,66,965	1,05,19,266	1,18,99,134	1,20,78,213
Manganese ore . . . Tons	292,377	114,010	53,843	55,377	116,902	86,64,810	34,22,883	16,00,032	14,10,345	25,30,754
Tin ore . . . "	1,123	669	121	45	55	26,74,216	11,97,818	1,16,382	64,893	1,13,450
Tin unwrought . . . Cwts.	4,293	1,913	43,584	89,654	1,533	1,35,317	59,933	1,34,062	2,78,143	42,497
Wolfram ore . . . Tons	1,247	3,204	3,351	3,110	3,777	19,61,166	52,46,991	56,15,940	50,23,986	60,01,732
Zinc or spelter . . . Cwts.	1,244	1	..	4,000	110,000	7,960	50	..	10,000	2,75,000
Other ores . . . Tons	2,141	1,464	1,440	1,886	1,887	2,16,536	80,214	40,480	74,844	57,157
Other metals, (excluding ores) . . . Cwts.	11,290	1,016	105	1,498	4,817	2,74,975	74,545	57,942	95,029	1,81,007
Total Metals and Ores . . . Tons	417,380	278,631	183,222	212,886	325,591	3,30,03,108	3,07,87,157	2,12,23,723	2,26,06,319	2,04,38,005
<b>MICA—</b>										
In blocks . . . Cwts.	8,967	8,247	5,189	4,390	8,621	21,88,195	15,05,472	9,23,168	9,50,936	15,78,970
„ splittings . . . "	33,170	26,026	19,073	14,039	15,833	21,21,247	19,57,586	12,32,038	8,50,118	8,58,824
Total Mica . . . "	42,137	34,273	24,262	18,429	24,454	42,59,442	34,63,058	21,55,196	18,07,054	24,37,794
<b>OILS—</b>										
<b>Essential—</b>										
Ginger grass oil . . . Gals.	355	183	220	73	85	17,376	7,500	10,500	2,000	2,800
Lemon grass oil . . . "	13,490	4,986	11,118	10,564	14,075	1,83,089	63,181	1,08,798	99,138	2,01,523
Palma rosa oil . . . "	1,023	296	881	917	657	56,600	14,550	37,781	42,650	23,400
Sandalwood oil . . . "	5,065	1,084	4,542	3,046	6,236	7,54,350	1,68,806	7,00,747	3,53,266	6,31,973
Other sorts . . . "	371	1	..	52	18	7,581	505	..	412	200
Total, Essential Oils . . . "	20,304	6,549	13,711	14,652	20,066	10,18,705	2,54,342	8,55,826	4,07,466	8,54,896
<b>Vegetable, non-essential—</b>										
Castor . . . "	318,126	309,174	685,376	766,976	762,876	6,87,285	6,30,637	10,93,859	12,17,492	10,17,328
Coconut . . . "	14,881	13,146	11,467	12,049	12,476	34,560	27,634	18,218	17,397	17,100
Cottonseed . . . "	..	..	24,877	..	353,898	..	..	27,083	..	3,57,851
Groundnut . . . "	24	9,307	280,112	663,964	507,133	00	10,649	3,72,031	10,43,927	6,24,750
Mustard or rape . . . "	3,779	3,712	4,095	33,695	16,210	11,962	11,983	12,345	53,029	22,956
Other sorts . . . "	1,206	1,325	1,965	1,277	2,158	12,713	10,187	10,642	8,090	9,027
Total Vegetable, non-essential . . . "	338,016	337,164	1,007,892	1,477,961	1,644,721	7,46,610	6,91,090	15,35,578	23,39,041	20,49,101
Other kinds . . . "	1,790	396	1,727	1,207	4,778	3,000	1,119	4,646	2,023	9,298
Total Oils . . . "	800,119	344,109	1,020,394	1,493,910	1,609,595	17,63,465	9,46,551	23,95,059	28,40,330	20,13,295

(a) Separately recorded from 1933-34. For previous years' figures see under "Iron or Steel".  
 \* Does not include figures of "Iron" and "Steel" from 1933-34.

## No. 13—continued

## UNITED KINGDOM (including Channel Islands)—continued

## EXPORTS THERETO—continued

## INDIAN MERCHANDISE—continued

ARTICLES	QUANTITY					VALUE				
	1929-30	1930-31	1931-32	1932-33	1933-34	1929-30	1930-31	1931-32	1932-33	1933-34
<b>OIL CAKES—</b>						R	R	R	R	R
Cotton seed cake . Tons	1,987	1,119	608	4,896	6,325	1,04,530	90,381	39,766	2,42,558	3,47,397
Groundnut cake . "	76,525	93,005	68,778	43,200	110,071	77,60,782	69,09,004	44,03,911	27,94,961	55,03,523
Linseed cake . "	32,047	17,611	33,567	55,010	30,321	33,97,238	20,04,431	27,70,924	40,02,980	23,88,875
Rape and sesamum cake . "	412	389	..	1,447	1,474	49,807	28,976	..	77,043	67,913
Others . . . "	220	929	620	1,354	248	21,472	63,507	30,390	66,200	10,352
Total Oil cakes . "	112,091	113,003	103,633	105,907	167,430	1,19,22,819	91,56,389	72,50,991	72,43,742	80,08,060
<b>PAINTS AND PAINTERS' MATERIALS—</b>										
Paints and colours . Cwts.	10,609	5,640	11,187	5,718	6,682	91,433	42,194	1,01,281	49,094	48,050
Painters' materials . Value	—	—	—	—	—	2,69,376	1,80,971	99,431	1,81,236	15,843
Total Paints and Painters' materials . "	—	—	—	—	—	3,60,859	2,23,165	2,03,712	2,24,330	63,893
<b>PAPER MAKING MATERIALS Cwts.</b>	3,839	2,742	3,143	2,277	8,717	86,665	44,502	41,538	27,724	80,710
PARAFFIN WAX . Tons	22,489	9,033	16,840	3,143	12,640	1,12,40,370	47,41,141	76,11,321	36,07,889	54,60,532
PERFUMERY (not being PERFUMED SPIRITS) including MUSK . Value	—	—	—	—	—	1,424	10,365	1,487	1,372	270
PLANTS, LIVING (including BULBS) . "	—	—	—	—	—	10,147	11,247	13,271	2,925	5,115
<b>PROVISIONS AND OILMAN'S STORES—</b>										
Ghi . . . . Cwts.	1,556	2,085	1,523	1,360	1,100	1,63,661	2,24,540	1,58,714	66,078	73,141
Pickles, chutnies, and condiments . "	16,043	15,147	16,843	16,665	17,630	5,42,760	4,60,229	4,08,390	5,10,834	4,85,421
Other sorts of provisions . "	802	1,405	1,290	668	845	64,294	41,664	65,341	40,014	85,240
Total Provisions and oilman's stores . "	18,401	18,637	19,656	18,693	19,475	7,70,705	7,26,433	7,42,445	6,47,526	5,93,802
<b>RUBBER—</b>										
Raw . . . . Lbs.	11,841,728	11,614,386	7,315,291	1,236,671	3,338,818	87,20,018	69,31,304	26,85,140	1,02,160	7,60,478
Manufactures . . Value	—	—	—	—	—	56	14,617	..	..	..
<b>SEEDS—</b>										
<b>Oil-seeds—</b>										
Essential . . . Tons	428	343	356	343	953	1,09,847	76,070	67,427	65,580	1,32,132
<b>Non-essential—</b>										
Castor . . . . "	24,672	19,556	23,237	22,732	27,092	49,00,766	33,22,734	33,63,690	33,27,507	32,07,816
Cotton . . . . "	56,707	40,538	10,745	1,600	3,334	53,00,623	21,88,123	5,20,412	85,000	1,80,026
Groundnuts . . "	53,240	47,159	77,933	31,543	52,821	1,24,36,847	71,52,358	1,14,71,356	57,71,510	66,54,538
Linseed . . . . "	70,586	57,605	14,133	14,270	176,425	1,80,94,269	1,24,03,552	16,46,632	16,54,832	2,01,24,771
Mowra or mowra . "	..	100	..	25	..	..	10,014	..	4,700	..
Niger . . . . "	239	471	336	377	331	47,498	74,943	42,082	45,115	35,680
Rape . . . . "	7,840	10,023	14,443	10,680	19,710	16,25,406	14,85,818	19,02,270	13,01,412	20,88,170
Sesamum (til or injili) . "	3,453	..	..	..	8	8,04,922	..	..	..	480
Other sorts . . "	362	198	200	301	230	50,568	80,223	23,633	32,727	33,078
Other than oil-seeds . "	65	11	5	32	31	17,581	8,620	1,596	7,401	8,085
Total Seeds . . "	226,632	176,004	141,333	81,908	280,930	4,35,77,330	2,67,52,490	1,90,39,143	1,22,85,734	3,25,34,576



UNITED KINGDOM (including CHANNEL ISLANDS)—continued

EXPORTS THERE TO—continued

INDIAN MERCHANDISE—continued

ARTICLES	QUANTITY					VALUE				
	1929-30	1930-31	1931-32	1932-33	1933-34	1929-30	1930-31	1931-32	1932-33	1933-34
SHELLS AND COYRIES . Value	—	—	—	—	—	1,18,457	1,05,256	98,532	90,318	74,516
SPECIMENS ILLUSTRATIVE OF NATURAL SCIENCE . "	—	—	—	—	—	25,027	33,170	15,912	28,797	12,556
SPICES—										
Cardamoms . . . Cwts.	1,782	1,290	780	900	1,008	4,31,030	2,37,104	1,63,428	1,76,404	3,01,714
Culies . . . "	210	134	81	375	183	7,172	4,212	2,047	12,282	3,338
Ginger . . . "	4,631	,078	5,434	10,017	5,280	1,90,630	1,50,365	1,15,102	2,10,685	1,09,806
Pepper . . . "	21,984	14,194	9,512	5,233	6,811	19,60,083	6,86,100	3,67,359	1,89,370	1,07,467
Other sorts . . . "	82	69	84	88	66	6,980	5,406	5,616	3,847	3,348
Total Spices . . . "	28,739	20,765	15,891	17,513	13,928	26,01,918	10,83,277	6,53,562	5,92,688	6,15,673
STONE AND MARBLE . Tons	2	665	4,213	2,929	10,125	120	1,265	1,07,135	63,567	3,07,028
SUGAR— Molasses (including Palmyra and Cane Jaggery) . . . "	1	..	..	7	179	152	1	5	2,554	14,640
TEA—										
Black . . . Lbs.	316,895,650	297,931,211	290,590,797	330,060,080	270,262,141	22,16,62,770	19,89,79,338	16,80,73,449	14,78,45,508	17,56,43,286
Green . . . "	465,244	938,040	608,174	..	..	2,71,216	4,78,787	3,10,423	..	..
Total Tea . . . "	317,360,894	298,869,251	291,198,971	330,060,080	270,262,141	22,19,33,986	19,94,58,125	16,92,83,872	14,78,45,508	17,56,43,286
TEA WASTE, FOR THE MANUFACTURE OF CAFFEINE . "	14,022	369,245	493,814	..	..	1,818	31,445	40,332	..	..
TEXTILES—										
Cotton—										
Raw . . . Tons	48,255	50,148	29,723	29,846	61,037	4,31,41,033	3,00,07,346	1,53,94,568	1,60,84,515	3,37,41,141
Waste . . . Cwts.	49,411	54,271	93,557	84,304	93,721	15,13,121	12,07,325	16,35,521	14,22,908	15,41,498
Twist and yarn . . . Lbs.	155,686	219,046	151,350	197,646	440,400	86,281	97,022	45,976	65,157	1,35,138
Manufactures— Handkerchiefs and shirts in the piece . No.	4,410,372	2,181,595	2,340,344	3,775,044	1,788,908	40,41,328	18,39,325	10,23,072	28,35,864	12,15,176
Piece-goods . . . Yards	49,077	56,938	16,680	109,618	17,810	25,141	19,760	4,848	93,008	4,066
Other sorts of man- ufactures . . . Value	—	—	—	—	—	69,512	27,346	47,142	48,058	44,939
Total Cotton manufactures (including twist and yarn) . "	—	—	—	—	—	42,22,262	19,85,362	17,21,938	30,12,077	13,99,319
Haberdashery and Millinery . . . Value	—	—	—	—	—	3,25,208	1,06,510	35,008	41,545	33,004
Hemp (chiefly sunn)— Raw . . . Cwts.	72,799	33,449	32,305	79,620	85,081	11,94,182	4,71,052	3,56,500	9,46,000	8,28,020
Jute— Raw . . . Tons	164,761	107,909	154,417	129,522	177,193	5,56,05,712	2,23,36,899	3,11,09,496	2,24,19,997	2,55,21,088
Twist and yarn . . . Lbs.	298,411	62,037	49,951	24,564	23,520	63,437	12,790	7,649	4,048	3,265
Manufactures— Sacking Gunny bags . No.	29,416,076	19,189,876	18,968,039	19,959,732	18,071,842	1,22,62,001	67,04,067	50,12,433	55,31,170	46,26,969
Hessian . . . "	23,629,600	20,898,990	28,515,700	26,511,097	27,001,559	78,10,964	53,94,545	57,60,027	51,97,647	51,98,078
Total Gunny bags . . . "	53,045,276	40,074,366	47,501,829	46,470,829	45,073,392	2,00,72,965	1,20,98,612	1,13,73,060	1,07,28,817	98,25,047
Sacking Gunny cloth . Yards	5,587,902	2,613,597	3,238,389	3,215,975	4,104,119	12,02,859	4,76,021	4,07,790	4,44,483	5,06,830
Hessian . . . "	53,005,420	37,573,750	58,936,740	54,274,522	47,519,200	1,02,49,725	54,58,568	65,65,100	58,55,686	52,21,988
Total Gunny cloth . . . "	58,593,322	40,187,257	62,175,129	57,490,547	51,620,319	1,14,52,584	59,34,589	70,32,890	63,00,169	57,28,824
Rope and twine . . . Cwts.	500	123	501	120	271	17,249	6,920	8,850	1,960	11,669
Other sorts . . . Value	—	—	—	—	—	1,29,542	1,26,470	2,17,091	4,25,239	4,52,331
Total Jute manufactures (including twist and yarn) . "	—	—	—	—	—	3,17,35,777	1,81,79,381	1,80,39,540	1,74,00,830	1,90,21,686

## No. 13—continued

## UNITED KINGDOM (including CHANNEL ISLANDS)—continued

## EXPORTS THERE TO—continued

## INDIAN MERCHANDISE—concluded

ARTICLES	QUANTITY					VALUE				
	1929-30	1930-31	1931-32	1932-33	1933-34	1929-30	1930-31	1931-32	1932-33	1933-34
<b>TEXTILES—continued</b>										
Silk—						R	R	R	R	R
Raw . . . . Lbs.	105,068	91,621	22,735	39,755	122,815	12,08,913	1,08,801	38,721	57,955	1,15,872
Manufactures—										
Silk piece-goods . Yards	10,381	3,509	82	1,588	11,240	20,135	5,465	42	3,640	12,905
Other sorts . Value	—	—	—	—	—	815	70	248	—	—
Total Silk manufactures . "	—	—	—	—	—	20,950	5,525	290	3,640	12,905
Wool—										
Raw . . . . Lbs.	40,094,790	30,609,278	35,340,350	27,831,133	43,421,332	3,52,28,469	2,27,35,471	2,40,54,265	92,70,001	1,45,82,224
Manufactures—										
Carpets and rugs . "	2,608,282	2,718,770	3,537,199	4,283,380	6,700,548	38,24,915	38,28,635	40,02,194	44,61,748	58,40,035
Other sorts . Value	—	—	—	—	—	49,578	20,831	27,108	23,302	4,335
Total Woollen manufactures . "	—	—	—	—	—	39,74,488	38,40,306	40,89,387	44,84,050	56,53,370
<b>TOBACCO—</b>										
Unmanufactured . . Lbs.	10,558,003	9,055,617	10,625,568	9,046,489	13,299,068	41,34,135	37,80,882	39,20,669	36,35,440	46,94,190
Manufactured—										
Cigars . . . . "	52,437	45,449	24,375	29,260	34,133	59,751	64,311	32,259	36,091	47,514
Other sorts . . . "	..	82	129	55	3,665	..	100	128	143	785
Total Tobacco . . "	10,610,440	10,001,148	10,650,072	9,075,810	13,336,866	41,93,886	38,45,293	39,58,056	36,71,674	47,42,489
<b>TOYS AND REQUISITES FOR GAMES AND SPORTS, including FISHING TACKLE (other than FISHING FIRMS)</b> . . . Value										
	—	—	—	—	—	84,527	48,347	63,007	34,639	1,05,216
<b>VEHICLES (excluding LOCOMOTIVES, ETC., FOR RAILWAYS)</b> . . "										
	—	—	—	—	—	6,633	11,898	20	..	360
<b>WAX OF ALL KINDS, other than PARAFFIN WAX (excluding CANDLES)</b> . Cwts.										
	2,929	381	383	705	734	87,196	32,904	27,853	51,971	42,100
<b>WOOD AND TIMBER—</b>										
Hard wood (other than teak wood) (a) . . . Cubic Tons	—	—	—	—	528	—	—	—	—	63,012
Teak wood . . . "	31,164	22,313	12,821	11,756	19,031	92,45,452	65,78,306	34,25,522	28,36,733	39,28,878
Teak keys . . . Tons	3,067	2,941	2,677	3,033	3,585	5,33,862	5,04,276	4,50,030	4,28,493	5,15,811
Sandal . . . . "	28	50	89	60	264	41,107	73,500	1,25,680	84,150	3,14,168
Other kinds of wood and timber . Value	—	—	—	—	—	2,45,881	2,24,904	1,72,221	1,46,800	20,336
Manufactures of wood, other than furniture and cabinetware . "	—	—	—	—	—	59,212	30,055	65,384	33,018	17,780
Total Wood and Timber . . "	—	—	—	—	—	1,01,25,514	74,11,631	42,38,843	35,28,194	48,55,879
<b>POSTAL ARTICLES . . . "</b>										
	—	—	—	—	—	64,50,841	53,55,294	51,00,136	45,01,665	46,34,678
<b>ALL OTHER ARTICLES OF MERCHANDISE . . . "</b>										
	—	—	—	—	—	6,68,677	8,33,760	4,63,066	4,14,782	2,95,714
GRAND TOTAL . . . "	—	—	—	—	—	66,55,04,750	51,77,53,861	42,87,59,075	38,82,47,048	47,20,87,078

(a) Separately recorded from October 1933.

UNITED KINGDOM (including CHANNEL ISLANDS)—continued

EXPORTS THERETO—continued

FOREIGN MERCHANDISE

ARTICLES	QUANTITY					VALUE				
	1929-30	1930-31	1931-32	1932-33	1933-34	1929-30	1930-31	1931-32	1932-33	1933-34
ANIMALS, LIVING . . . No.	81	76	115	87	52	£ 1,14,095	£ 85,456	£ 1,04,205	£ 2,93,060	£ 63,425
APPAREL (including DRAPERY, UNIFORMS, ACCOUTREMENTS, but excluding HOSIERY AND BOOTS AND SHOES) . Value	—	—	—	—	—	4,67,621	4,99,045	4,40,315	4,50,480	3,72,844
ARMS, AMMUNITION, AND MILITARY STORES—										
Firearms, and parts thereof . . . "	—	—	—	—	—	1,21,016	1,20,798	1,00,455	30,534	1,16,473
Other sorts . . . "	—	—	—	—	—	10,675	1,798	5,338	1,903	2,053
Total Arms, Ammunition, and Military Stores . . "	—	—	—	—	—	1,31,691	1,22,596	1,05,793	32,437	1,18,526
ART, WORKS OF (other than FIGURES) . . "	—	—	—	—	—	92,231	17,182	13,351	7,425	1,187
BOOKS, PRINTED, AND PRINTED MATTER (not being STATIONERY), including MAPS AND CHARTS . . . Cwts.	873	1,278	871	707	678	2,01,001	3,43,270	1,78,017	1,51,020	1,34,907
BOOTS AND SHOES . . . Pairs	840	2,039	11,339	706	931	6,144	11,863	12,260	4,519	3,228
BUILDING AND ENGINEERING MATERIALS other than OF IRON, STEEL OR WOOD . . . Value	—	—	—	—	—	4,843	13,513	3,010	4,539	30,019
CANES AND RATTANS . . . Cwts.	..	596	945	187	682	..	18,165	18,455	4,040	11,604
CHEMICALS AND CHEMICAL PREPARATIONS (excluding CHEMICAL MANURES AND MEDICINES) . Value	—	—	—	—	—	5,395	4,982	15,199	6,912	20,053
CHINESE AND JAPANESE WARE (including LACQUERED WARE, but excluding BATHING-WARE AND PORCELAIN) . "	—	—	—	—	—	27,078	31,950	51,402	22,070	13,470
COAL AND COKE . . . Tons	8,495	4,138	3,401	2,051	1,040	1,09,205	80,805	90,737	48,814	18,000
CORDAGE AND ROPE OF VEGETABLE FIBRE (excluding JUTE AND COTTON) . Cwts.	429	14	598	1,003	26	4,676	1,775	5,515	10,400	260
CUTLERY . . . Value	—	—	—	—	—	24,548	22,038	32,597	23,235	16,877
DRUGS AND MEDICINES (excluding CHEMICALS AND NARCOTICS) Value	—	—	—	—	—	31,818	30,717	9,647	18,124	46,406
DYING AND TANNING SUBSTANCES . . . "	—	—	—	—	—	20,685	33,347	178	8,548	10,600
BATHING-WARE AND PORCELAIN . . . "	—	—	—	—	—	61,92 <sup>1</sup>	45,150	34,602	29,011	25,581
ELECTROPLATED WARE . . . "	—	—	—	—	—	41,81 <sup>2</sup>	36,984	26,002	22,914	34,457
FISH (excluding CANNED FISH)—										
Fishmaws and sharkfins Cwts.	223	263	271	251	191	51,800	55,300	51,945	36,050	34,104
FRUITS AND VEGETABLES . Value	—	—	—	—	—	1,31,352	1,71,328	4,47,926	2,10,364	91,876
FURNITURE AND CABINET-WARE . . . "	—	—	—	—	—	29,910	98,817	2,27,914	1,58,450	2,03,700
GLASS AND GLASSWARE . . . "	—	—	—	—	—	47,581	56,955	46,220	36,768	37,929
GRAIN PULSE AND FLOUR—Wheat . . . Tons	4,195	..	1,966	..	..	5,03,430	..	1,57,556	..	..



UNITED KINGDOM (including CHANNEL ISLANDS)—continued

EXPORTS THERE TO—continued

FOREIGN MERCHANDISE—continued

ARTICLES	QUANTITY					VALUE				
	1929-30	1930-31	1931-32	1932-33	1933-34	1929-30	1930-31	1931-32	1932-33	1933-34
<b>MACHINERY AND MILLWORK—</b>										
Prime-movers (other than electrical) . . . . . Value	—	—	—	—	—	1,51,147	65,404	9,436	250	3,654
Electrical machinery of all kinds . . . . . "	—	—	—	—	—	41,813	88,096	52,675	1,47,225	46,732
(Other sorts of machinery) . . . . . "	—	—	—	—	—	5,91,095	7,01,019	8,97,179	3,05,111	3,31,259
<b>Total Machinery and Mill-work . . . . . "</b>	—	—	—	—	—	<b>7,84,055</b>	<b>8,54,600</b>	<b>9,59,280</b>	<b>5,42,586</b>	<b>3,81,646</b>
<b>Metals and Ores—</b>										
Brass, Bronze, and similar alloys and manufactures thereof, wrought Cwts.	3,781	225	54	63	128	1,45,574	12,094	10,536	8,128	12,885
Copper . . . . . "	249	14	8	11	13	18,600	760	403	945	630
Iron or Steel . . . . . Tons	182	384	392	243	212	68,193	1,12,701	1,07,800	82,861	50,079
Others . . . . . "	93	64	36	100	209	71,137	38,797	27,175	81,408	2,07,406
<b>Total Metals and Ores . . . . . "</b>	<b>474</b>	<b>459</b>	<b>431</b>	<b>347</b>	<b>468</b>	<b>2,98,504</b>	<b>1,64,352</b>	<b>1,45,974</b>	<b>1,73,342</b>	<b>2,71,710</b>
<b>OILS—</b>										
Mineral . . . . . Gals.	2,293,605	865,880	147,876	273,292	50,732	4,55,147	1,77,245	33,048	64,340	11,347
Other kinds of oils . . . . . "	269	157	27	180	8	2,788	3,287	115	4,500	324
<b>Total Oils . . . . . "</b>	<b>2,293,874</b>	<b>866,037</b>	<b>147,903</b>	<b>273,472</b>	<b>50,740</b>	<b>4,57,935</b>	<b>1,80,532</b>	<b>33,163</b>	<b>68,840</b>	<b>11,671</b>
<b>PAINTS AND COLOURS . Cwts.</b>	<b>573</b>	<b>4,741</b>	<b>3,689</b>	<b>476</b>	<b>51</b>	<b>17,835</b>	<b>67,256</b>	<b>53,552</b>	<b>20,562</b>	<b>3,709</b>
<b>PAPER AND PAPERBOARD Value</b>	<b>—</b>	<b>—</b>	<b>—</b>	<b>—</b>	<b>—</b>	<b>928</b>	<b>1,280</b>	<b>1,262</b>	<b>14,943</b>	<b>4,746</b>
<b>PRINTING AND LITHOGRAPHING MACHINERY AND MATERIALS (excluding PAPER) . . . . . "</b>	<b>—</b>	<b>—</b>	<b>—</b>	<b>—</b>	<b>—</b>	<b>99,025</b>	<b>56,755</b>	<b>1,02,431</b>	<b>84,040</b>	<b>24,640</b>
<b>PRINTS, ENGRAVINGS, AND PICTURES . . . . . "</b>	<b>—</b>	<b>—</b>	<b>—</b>	<b>—</b>	<b>—</b>	<b>40,195</b>	<b>60,460</b>	<b>37,685</b>	<b>26,947</b>	<b>37,393</b>
<b>PROVISIONS AND OILMAN'S STORES (excluding FISH AND FRUITS AND VEGETABLES) . Cwts.</b>	<b>519</b>	<b>811</b>	<b>1,185</b>	<b>391</b>	<b>711</b>	<b>83,181</b>	<b>1,36,188</b>	<b>1,99,082</b>	<b>47,109</b>	<b>36,001</b>
<b>RUBBER, RAW AND MANUFACTURES . . . . . "</b>	<b>—</b>	<b>—</b>	<b>—</b>	<b>—</b>	<b>—</b>	<b>42,598</b>	<b>2,88,850</b>	<b>2,04,136</b>	<b>19,967</b>	<b>17,217</b>
<b>SHELLS AND COWRIES . . . . . "</b>	<b>—</b>	<b>—</b>	<b>—</b>	<b>—</b>	<b>—</b>	<b>60,507</b>	<b>23,340</b>	<b>1,797</b>	<b>27,450</b>	<b>2,320</b>
<b>STATIONERY (excluding paper) Value</b>	<b>—</b>	<b>—</b>	<b>—</b>	<b>—</b>	<b>—</b>	<b>21,455</b>	<b>10,264</b>	<b>5,840</b>	<b>43,130</b>	<b>5,095</b>
<b>TEXTILES—</b>										
<b>Cotton—</b>										
Raw . . . . . Tons	505	21	27	61	330	7,06,434	24,908	24,525	38,441	2,10,527
Twist and yarn . . . . . Lbs.	1,429	1,988	1,446	37,075	50	2,343	2,980	1,343	24,810	37
<b>Manufactures—</b>										
<b>Piecegoods—</b>										
Grey (unbleached) Yards	8,755	11,755	6,395	..	158	1,327	2,359	1,985	..	34
White (bleached) . . . . . "	10,332	12,015	21,012	2,700	9,282	5,694	9,294	7,443	600	3,405
Coloured, printed, or dyed . . . . . "	65,195	83,053	1,074	46,653	67,753	30,501	39,353	785	10,443	31,517
Fents of all descriptions . . . . . "	14,038	5,260	..	2,515	..	3,375	1,561	..	533	..
<b>Total Piecegoods . . . . . "</b>	<b>98,320</b>	<b>112,083</b>	<b>28,481</b>	<b>51,928</b>	<b>77,103</b>	<b>40,957</b>	<b>52,307</b>	<b>10,163</b>	<b>11,660</b>	<b>34,956</b>

No. 13—continued

## UNITED KINGDOM (including CHANNEL ISLANDS)—concluded

EXPORTS THERETO—concluded

## FOREIGN MERCHANDISE—concluded

ARTICLES	QUANTITY					VALUE				
	1929-30	1930-31	1931-32	1932-33	1933-34	1929-30	1930-31	1931-32	1932-33	1933-34
TEXTILES—continued						£	£	£	£	£
Cotton—continued										
Thread, sewing . . . Lbs.	14,862	..	..	..	..	15,050	..	..	..	..
Other sorts of manufactures . . . Value	—	—	—	—	—	1,778	10,090	9,267	10,015	1,810
Total Cotton manufactures (including Twist and Yarn) . . . "	—	—	—	—	—	60,132	65,387	20,772	46,497	36,839
Flax—Manufactures . . . "	—	—	—	—	—	10,706	7,959	8,292	9,398	8,882
Haberdashery and Millinery . . . "	—	—	—	—	—	70,999	1,02,147	1,19,193	93,930	57,169
Silk—Manufactures . . . "	—	—	—	—	—	70,019	29,483	38,955	78	1,419
Wool—Raw . . . . . Lbs.	4,304,334	2,556,698	1,859,383	2,190,375	2,551,810	38,86,265	17,74,845	17,69,522	7,96,809	9,31,732
Manufactures—										
Piecegoods . . . Yards	6,278	4,710	289	28	70	16,830	8,751	1,066	250	282
Other sorts . . . Value	—	—	—	—	—	37,81,810	17,32,072	21,87,361	12,38,049	7,01,020
Total Woollen manufactures . . . "	—	—	—	—	—	37,48,649	17,40,823	21,88,449	12,38,299	7,01,902
Other textiles—Manufactured . . . "	—	—	—	—	—	13,729	70,983	14,095	15,597	24,159
TOBACCO—Manufactured . . . . . "	15,114	4,499	7,193	3,434	1,983	43,265	13,524	28,100	11,696	7,768
TOYS AND REQUISITES FOR GAMES AND SPORTS (including FISHING TACKLE) other than FIRE-ARMS . . . Value	—	—	—	—	—	16,644	52,485	16,993	25,691	10,017
VEHICLES (excluding LOCOMOTIVES, ETC., FOR RAILWAYS)—										
Carrriages and Carts (including Railway carriages) and parts thereof. . . "	—	—	—	—	—	1,74,291	2,77,477	2,77,814	1,51,474	1,53,282
Ships, parts of (including launches and boats) . . . "	—	—	—	—	—	13,857	6,200	19,570	1,930	..
Other sorts . . . . . "	—	—	—	—	—	4,22,118	8,70,230	8,51,272	3,67,570	4,24,127
WOOD AND TIMBER—Manufactures of wood (other than furniture and cabinetware) . . . "	—	—	—	—	—	6,96,190	8,67,358	7,69,209	4,11,788	2,08,920
Other kinds of wood and timber . . . . . "	—	—	—	—	—	15,150	15,067	405	5,940	3,162
Total Wood and Timber . . . "	—	—	—	—	—	7,11,340	8,82,420	7,69,614	4,17,728	2,12,022
POSTAL ARTICLES . . . . . "	—	—	—	—	—	36,477	3,811	1,19,657	2,933	43,661
ALL OTHER ARTICLES OF MERCHANDISE . . . . . "	—	—	—	—	—	1,56,646	1,50,877	1,70,874	1,17,204	2,01,298
GRAND TOTAL . . . . . "	—	—	—	—	—	2,02,20,180	2,00,23,413	1,92,40,931	98,79,637	84,68,894
GRAND TOTAL OF INDIAN AND FOREIGN MERCHANDISE . . . . . "	—	—	—	—	—	60,17,98,936	53,86,57,474	44,80,00,006	37,81,26,685	48,05,56,972

IRISH FREE STATE \*  
IMPORTS THEREFROM

ARTICLES	QUANTITY					VALUE				
	1920-30	1930-31	1931-32	1932-33	1933-34	1920-30	1930-31	1931-32	1932-33	1933-34
						R	R	R	R	R
Provisions and Oilman's Stores—										
Biscuits and Cakes . Cwt.	—	—	—	—	89	—	—	—	—	10,195
Postal Articles . . . Value	—	—	—	—	—	—	—	—	—	65
All other Articles of Merchandise . . . "	—	—	—	—	—	—	—	—	—	5,823
<b>GRAND TOTAL . . . "</b>	—	—	—	—	—	—	—	—	—	16,083

EXPORTS THERETO

INDIAN MERCHANDISE

ARTICLES	QUANTITY					VALUE				
	1920-30	1930-31	1931-32	1932-33	1933-34	1920-30	1930-31	1931-32	1932-33	1933-34
						R	R	R	R	R
Tea, Black . . . Lbs.	—	—	—	—	2,148,182	—	—	—	—	15,00,424
Textiles—										
Jute—										
Gunny bags . . . No.	—	—	—	—	225,000	—	—	—	—	40,400
Tobacco—										
Unmanufactured . . Lbs.	—	—	—	—	282,000	—	—	—	—	99,215
All other articles of Merchandise . . . Value	—	—	—	—	—	—	—	—	—	15,970
<b>GRAND TOTAL . . . "</b>	—	—	—	—	—	—	—	—	—	16,56,009

FOREIGN MERCHANDISE

Nil

\* Separately shown from 1933-34 formerly included in the United Kingdom.

No. 13—continued  
UNION OF SOCIALIST SOVIET REPUBLICS  
IMPORTS THEREFROM

ARTICLES	QUANTITY					VALUE				
	1929-30	1930-31	1931-32	1932-33	1933-34	1929-30	1930-31	1931-32	1932-33	1933-34
CHEMICAL AND CHEMICAL PREPARATIONS—						R	R	R	R	R
Soda Compounds . Cwts.	..	10,808	92,982	1,25,431	47,211	..	1,20,048	6,90,048	10,12,656	2,42,377
Dyeing and Tanning Substances Congo Red (a) . Lbs.	..	..	..	..	..	..	..	..	..	11,614
Glue . Cwts.	40	100	293	253	789	1,084	2,746	6,847	4,422	12,502
Machinery and Mill work . Value	..	..	..	..	..	..	20,383	235	181	640
Oils—										
Mineral—										
Kerosene (in bulk) . Gals.	36,845,298	47,014,425	41,460,060	40,893,497	38,231,358	1,92,03,436	2,42,04,930	1,84,70,416	1,63,61,829	1,50,18,805
Fuel Oil	..	..	..	4,152,744	2,958,454	..	..	..	7,73,183	6,45,780
Petroleum dangerous flashing below 76° F. including petrol, benzene and benzol	..	..	..	812,997	1,300,862	..	..	..	2,32,113	3,25,216
PAPER AND PASTE—										
BOARD—										
Paper . Cwts.	458	202	181	..	..	5,178	3,250	3,160	..	..
Packing paper . Cwts.	5	37	..	..	0	3,102	20,950	..	..	2,876
SEEDS, ESSENTIAL . TONS	..	..	..	..	..	..	..	..	..	..
SUGAR—										
Sugar 23 Dutch Standard and above* . Tons	..	..	10,698	2,333	..	..	..	20,54,174	2,64,872	..
Soft sugar . Tons	..	42,579	68,431	8,839	..	..	44,77,306	66,30,887	8,88,851	..
TEA—CHESTE, ENTIRE OR IN SECTIONS—										
Of wood . Value	..	..	..	..	..	1,90,389	52,965	27,065	32,501	30,988
WOOD AND TIMBER—										
Manufacture of wood other than furniture and cabinet ware . "	..	..	..	..	..	41,351	1,880	10,251	10,226	33,026
Other kinds of wood and timber . "	..	..	..	..	..	1,43,421	65,031	22,088	34,480	1,23,262
ALL OTHER ARTICLES OF MERCHANDISE . "	..	..	..	..	..	1,08,034	28,075	17,777	98,528	30,048
GRAND TOTAL	..	..	..	..	..	1,98,56,193	2,80,97,578	2,79,32,858	1,96,59,813	1,63,83,332

## EXPORTS THERETO

## INDIAN MERCHANDISE

ARTICLES	QUANTITY					VALUE				
	1929-30	1930-31	1931-32	1932-33	1933-34	1929-30	1930-31	1931-32	1932-33	1933-34
DYEING AND TANNING SUBSTANCES—						R	R	R	R	R
Myrobalans . . Cwt.	200	2,250	..	..	..	937	18,250	..	..	..
GRAIN, PULSE, AND FLOUR—										
Rice, not in the husk—										
Cleansed Rice . . Tons	3,760	4,800	2,059	4,800	2,400	4,91,667	5,16,046	1,26,914	3,27,563	1,08,277
METALS AND ORES—										
Manganese ore . . Tons	1,838	..	..	..	..	60,054	..	..	..	..
Ore cakes . . . "	195	..	..	..	..	26,920	..	..	..	..
Seeds . . . . . "	123	897	384	..	..	1,82,525	5,41,825	4,21,025	..	..
Spices . . . . . "	501	835	178	555	216	29,303	39,949	9,401	21,862	10,768
TEA, BLACK . . . Lbs.	7,344,442	8,457,601	5,275,518	3,475,150	708,116	48,19,121	50,24,027	25,41,134	16,51,140	3,61,778
TEXTILES—										
Cotton—										
Twist and Yarn . . Lbs.	97,600	50,400	46,800	20,000	..	74,680	33,900	23,525	12,875	..
Hemp, raw . . . Cwts.	1,189	906	277	391	682	23,250	13,750	8,600	5,400	9,050
Jute, raw . . . . Tons	499	1,815	3,011	112	899	1,06,982	4,00,600	5,10,423	18,879	53,592
" Manufactures—										
Gunny bags . . No.	849,209	2,994,150	10,854,000	62,18,852	1,141,500	3,08,209	5,24,276	30,33,558	10,00,683	2,62,122
Rope and Twine . Cwts.	1,650	..	..	..	..	26,250	..	..	..	..
ALL OTHER ARTICLES OF MERCHANDISE . Value	..	..	..	..	..	24,091	24,392	11,035	1,16,283	775
GRAND TOTAL	..	..	..	..	..	57,66,559	74,37,575	66,90,075	37,63,865	8,06,362

## FOREIGN MERCHANDISE

ARTICLES	QUANTITY					VALUE				
	1929-30	1930-31	1931-32	1932-33	1933-34	1929-30	1930-31	1931-32	1932-33	1933-34
Spices . . . . . Cwts.	187	85	..	35	75	10,060	1,425	..	400	2,550
All other articles of Merchandise . . "	..	..	..	..	..	1,72,224	6,045	625	5,800	810
GRAND TOTAL	..	..	..	..	..	1,82,284	7,470	625	6,200	2,860
GRAND TOTAL OF INDIAN AND FOREIGN MERCHANDISE	..	..	..	..	..	59,48,843	74,45,045	66,91,300	37,69,865	8,09,222

\* Separately recorded from 1930-31.  
(a) Separately recorded from 1932-33.



No. 13—continued  
FINLAND  
IMPORTS THEREFROM

ARTICLES	QUANTITY					VALUE				
	1929-30	1930-31	1931-32	1932-33	1933-34	1929-30	1930-31	1931-32	1932-33	1933-34
						R	R	R	R	R
ROBBINS . . . . . Value	—	—	—	—	—	5,748	23,053	32,086	32,211	18,344
CHEMICALS AND CHEMICAL PREPARATIONS—										
Potassium Compounds—										
Chlorate . . . . . Cwts.	..	3,903	5,388	3,973	..	..	1,61,209	1,24,718	2,45,139	..
Other sorts . . . . . Value	—	—	—	—	—	..	63,837	27,462	..	..
Total Chemicals, etc..	—	—	—	—	—	..	2,25,046	1,52,170	2,45,139	..
FURNITURE AND CABINET WARE . . . . . Value	—	—	—	—	—	..	12,333	5,098	10,063	20,377
METALS AND ORBS—										
Iron or Steel—										
Manufactures—										
Nails, rivets and washers, excluding wire nails . . . . . Tons	1	32	40	130	240	304	0,728	18,407	41,820	73,214
PAPER AND PASTEBOARD—										
Paper—										
Packing paper . . . . . Cwts.	7,219	4,031	3,038	9,701	4,019	80,501	51,011	35,835	1,14,171	44,708
Printing paper—										
News printing . . . . . "	24,514	18,649	19,659	40,704	84,800	3,23,126	2,61,620	2,21,677	5,07,381	7,80,302
Other sorts . . . . . "	10,050	11,959	11,543	19,493	15,870	1,42,574	1,40,180	1,31,955	2,54,571	1,74,875
Writing paper and envelopes										
Writing paper in large sheets . . . . . "	385	1,523	4,231	4,311	3,343	7,459	27,987	72,057	71,505	48,014
Other kinds of paper . . . . . "	192	246	513	500	1,094	2,414	3,378	10,253	8,149	11,659
Paper manufactures . . . . . "	484	126	29	123	253	5,003	1,095	1,369	1,042	2,084
Total Paper . . . . . "	42,844	36,534	39,013	80,982	110,045	5,51,077	4,85,288	4,73,146	9,50,810	10,68,542
Pasteboard, Millboard and Cardboard of all kinds . . . . . "	1,676	2,743	828	3,304	5,976	16,784	30,333	6,816	25,155	40,339
Total Paper and Pasteboard . . . . . "	44,520	39,277	39,841	84,376	110,021	5,77,861	5,15,621	4,79,962	9,75,965	11,08,881
PAPER MAKING MATERIALS—										
Pulp of wood . . . . . "	25,983	55,164	38,538	10,309	3,961	2,80,775	4,99,187	3,29,828	84,499	59,152
TEA-ORBS, BARK OR IF SECTIONS—										
Of wood . . . . . Value	—	—	—	—	—	2,58,029	3,32,053	1,91,605	2,98,099	2,44,768
WOOD AND TIMBER—										
Manufactures of wood other than furniture and cabinetware . . . . . "	—	—	—	—	—	7,316	27,462	8,211	34,509	34,582
Other kinds of wood and timber . . . . . "	—	—	—	—	—	..	3,854	1,70,015	27,926	1,021
ALL OTHER ARTICLES OF MERCHANDISE . . . . . "	—	—	—	—	—	4,325	9,108	6,245	10,882	7,018
GRAND TOTAL . . . . . "	—	—	—	—	—	11,14,448	16,63,485	13,93,777	17,74,022	15,70,987

EXPORTS THERETO

INDIAN MERCHANDISE

ARTICLES	QUANTITY					VALUE				
	1929-30	1930-31	1931-32	1932-33	1933-34	1929-30	1930-31	1931-32	1932-33	1933-34
						R	R	R	R	R
COIR—										
Manufactured . . . . . Tons.	..	..	4	35	71	..	..	1,000	8,385	10,380
GRAIN, PULS AND FLOUR—										
Rice, not in the husk—										
Cleaned rice . . . . . Tons	515	..	4,250	1,000	2,000	69,171	..	2,37,546	49,778	1,01,547
Other sorts . . . . . "	..	..	2,500	..	..	..	..	1,64,705	..	..
HIDES AND SKINS, RAW—										
Hides, raw—										
Buffalo hides . . . . . { Tons	7	42	3	..	1	7,430	33,920	2,320	..	720
Buffalo hides . . . . . { =No.	=1,235	=6,505	=700	..	=160					
Cow hides . . . . . { Tons	490	474	392	365	652	5,42,337	3,76,005	2,48,535	1,72,006	3,46,339
Cow hides . . . . . { =No.	=90,825	=92,673	=82,710	=172,906	=130,555					
Calf skins—										
Cow calf skins . . . . . { Tons	8	..	..	..	..	3,750	..	..	..	..
Cow calf skins . . . . . { =No.	=1,000	..	..	..	..					
Other skins . . . . . { Tons	1	..	..	..	2	2,000	..	..	..	670
Other skins . . . . . { =No.	=1,000	..	..	..	=1,000					
Total Hides and Skins, raw . . . . . { Tons	501	516	395	365	655	5,55,528	4,15,525	2,50,855	1,72,006	3,49,738
Total Hides and Skins, raw . . . . . { =No.	=94,060	=99,173	=83,410	=172,906	=131,715					
OILSEEDS . . . . . Tons	244	..	..	..	..	28,852	..	..	..	..
SPICES . . . . . "	111	89	..	..	144	33,423	10,224	..	..	10,814
ALL OTHER ARTICLES OF MERCHANDISE . . . . . Value	—	—	—	—	—	17,221	25,687	7,599	5,400	9,599
GRAND TOTAL . . . . . "	—	—	—	—	—	7,04,100	4,57,436	7,21,606	2,36,550	4,97,048

## No. 13—continued

## FINLAND—continued

## EXPORTS THEREOF—continued

FOREIGN MERCHANDISE										
ARTICLES	QUANTITY					VALUE				
	1929-30	1930-31	1931-32	1932-33	1933-34	1929-30	1930-31	1931-32	1932-33	1933-34
						R	R	R	R	R
TOTAL VALUE . . . . .	—	—	—	—	—	1,050	3,752	100	..	..
GRAND TOTAL OF INDIAN AND FOREIGN MERCHANDISE Value	—	—	—	—	—	7,05,240	4,61,188	7,21,706	2,30,559	4,97,048

ESTONIA  
IMPORTS THEREFROM

ARTICLES	QUANTITY					VALUE				
	1929-30	1930-31	1931-32	1932-33	1933-34	1929-30	1930-31	1931-32	1932-33	1933-34
						R	R	R	R	R
FURNITURE AND CABINET WARE—										
Furniture of wood ( <i>other than bedsteads</i> ) . . . Value	—	—	—	—	—	29,694	16,184	25,031	24,242	5,882
HARDWARE ( <i>excluding CUTLERY AND ELECTRO-PLATED WARE</i> ) . . . . .	—	—	—	—	—	1,04,566	1,20,221	65,933	16,310	..
METALS AND ORES—										
Iron or Steel—										
Manufactures—										
Nails, rivets, washers excluding wire nails Tons	33	37	17	7	..	26,852	31,438	15,575	6,665	..
Wire nails . . . . .	42	48	23	10	..	8,111	9,196	4,518	1,963	..
Total Iron or Steel . . . . .	75	85	40	17	..	34,963	40,634	20,093	8,628	..
PAPER AND PAPERBOARD—										
Paper—										
Printing paper—										
News printing . . . . . Cwts.	9,285	6,461	1,505	1,025	4,420	1,18,191	77,589	16,033	17,794	45,409
Other sorts . . . . .	2,305	2,104	611	160	745	35,394	27,915	6,418	1,919	7,737
Total of Printing paper . . . . .	11,650	8,565	2,116	2,085	5,174	1,53,585	1,05,504	22,451	19,713	53,146
Writing paper in large sheets . . . . .	3,093	187	4	22	1,253	61,436	3,824	283	205	25,430
Paper manufactures . . . . .	240	104	51	..	523	13,154	3,044	1,369	..	9,594
Other kinds of paper . . . . .	434	638	163	356	335	5,974	10,057	2,637	4,633	3,339
Total Paper and pasteboard . . . . .	15,417	9,484	2,334	2,463	7,285	2,34,149	1,22,429	26,740	24,551	92,515
TEA CHESTS, ENTIRE, OR IN SECTIONS . . . . . Value	—	—	—	—	—	7,18,314	8,00,615	5,89,902	4,51,278	7,07,115
WOOD AND TIMBER—										
Other kinds of wood and timber . . . . .	—	—	—	—	—	11,445	9,310	7,111	37,944	99,618
Manufactures of wood, <i>other than furniture and cabinet ware</i> . . . . .	—	—	—	—	—	1,16,315	1,11,262	44,795	36,860	88,340
ALL OTHER ARTICLES OF MERCHANDISE . . . . .	—	—	—	—	—	..	2,270	5,470	1,346	6,991
GRAND TOTAL . . . . .	—	—	—	—	—	12,49,446	13,12,925	8,46,075	6,01,159	10,60,461

## EXPORTS THEREOF

## INDIAN MERCHANDISE

ARTICLES	QUANTITY					VALUE				
	1929-30	1930-31	1931-32	1932-33	1933-34	1929-30	1930-31	1931-32	1932-33	1933-34
						R	R	R	R	R
TOTAL VALUE . . . . .	—	—	—	—	—	9,195	..	2,000	..	2,860

## FOREIGN MERCHANDISE

LATVIA

IMPORTS THEREFROM

ARTICLES	QUANTITY					VALUE				
	1929-30	1930-31	1931-32	1932-33	1933-34	1929-30	1930-31	1931-32	1932-33	1933-34
<b>OILS—</b>						R	R	R	R	R
Mineral oils . . . . . Gal.	60,595	..	..	..	..	67,856	..	..	..	..
<b>PAPER AND PAPERBOARD—</b>										
Packing paper . . . . . Cwts.	2,259	438	230	1,111	516	39,801	7,165	3,302	14,054	6,248
Printing paper . . . . . "	774	2,729	441	825	391	10,958	37,002	6,315	7,286	3,514
Writing paper and envelopes . . . . . "	148	122	165	639	468	3,208	2,650	2,632	14,092	8,933
<b>TEA CHESTS—</b>										
Of wood . . . . . Value	—	—	—	—	—	21,282	..	..	13,775	..
<b>WOOD AND TIMBER . . . . . "</b>	—	—	—	—	—	8,01,488	2,00,421	1,86,776	42,267	76,003
<b>ALL OTHER ARTICLES OF MERCHANDISE . . . . . "</b>	—	—	—	—	—	1,004	9,077	8,379	9,034	7,874
<b>TOTAL VALUE . . . . .</b>	—	—	—	—	—	4,33,862	3,46,921	2,07,404	1,01,408	1,00,572

EXPORTS THERETO

INDIAN MERCHANDISE

ARTICLES	QUANTITY					VALUE				
	1929-30	1930-31	1931-32	1932-33	1933-34	1929-30	1930-31	1931-32	1932-33	1933-34
						R	R	R	R	R
<b>TOTAL VALUE . . . . .</b>	—	—	—	—	—	7,359	..	..	..	1,000

FOREIGN MERCHANDISE

Nil.

LITHUANIA

IMPORTS THEREFROM

ARTICLES	QUANTITY					VALUE				
	1929-30	1930-31	1931-32	1932-33	1933-34	1929-30	1930-31	1931-32	1932-33	1933-34
<b>PAPER MAKING MATERIALS—</b>						R	R	R	R	R
PLY OF WOOD . . . . . Value	..	..	..	..	3,880	..	..	..	..	23,300
<b>WOOD AND TIMBER . . . . . "</b>	—	—	—	—	—	..	65,051	2,28,449	50,388	54,750
<b>ALL OTHER ARTICLES . . . . . "</b>	—	—	—	—	—	..	..	..	..	5,383
<b>GRAND TOTAL . . . . .</b>	—	—	—	—	—	..	65,051	2,28,449	50,388	83,411

EXPORTS THERETO—INDIAN MERCHANDISE

Nil.

FOREIGN MERCHANDISE

Nil.

No. 13—continued

## SWEDEN

## IMPORTS THEREFROM

ARTICLES	QUANTITY					VALUE				
	1929-30	1930-31	1931-32	1932-33	1933-34	1929-30	1930-31	1931-32	1932-33	1933-34
						R	R	R	R	R
<b>CHEMICALS AND CHEMICAL PREPARATIONS (excluding CHEMICAL MANURES AND MEDICINES)—</b>										
Acids . . . Cwts.	4,725	2,262	—	40	20	67,454	27,717	..	610	474
Aluminous Sulphate . "	7,877	11,341	0,497	3,216	241	28,401	34,770	30,051	10,156	707
Carbide of calcium . "	3,178	3,008	990	1,038	680	52,302	50,066	14,834	16,014	9,828
Potassium compounds— Chlorate . . . "	25,076	6,455	12,455	8,143	24,243	4,37,306	1,17,616	2,38,800	2,15,928	6,26,657
Other sorts of chemicals . . . Value	—	—	—	—	—	1,01,651	98,665	85,016	39,663	57,035
<b>Total Chemicals and Chemical preparations, etc. "</b>	—	—	—	—	—	6,37,204	3,27,334	4,18,841	2,33,270	6,04,791
<b>GLASS AND GLASSWARE—</b>										
Bottles and phials . Gross	8,577	9,926	4,061	7,301	14,579	1,18,224	1,33,611	50,503	81,028	1,79,081
Other glassware . Value	—	—	—	—	—	11,379	8,097	3,760	8,442	13,471
<b>Total Glass and Glassware . . . "</b>	—	—	—	—	—	1,29,603	1,41,708	63,272	90,370	1,93,152
<b>GLUE . . . Cwts.</b>	520	481	260	1,233	1,909	20,328	19,403	11,948	29,876	54,512
<b>HARDWARE, (excluding CUTLERY AND ELECTRO-PLATEDWARE)—</b>										
Builder's hardware such as locks, hinges, door bolts, etc. . Value	—	—	—	—	—	4,71,176	5,42,980	4,97,833	5,59,884	4,14,285
Domestic hardware other than enamelled ironware . . . "	—	—	—	—	—	65,750	62,011	70,568	65,718	79,813
Enamelled iron work . "	—	—	—	—	—	4,725	7,140	9,339	20,664	38,732
Gas mantles . . . "	—	—	—	—	—	17,839	17,542	14,394	33,058	18,715
Impliments and tools, other than agricultural impliments and machine tools . "	—	—	—	—	—	78,715	90,211	93,378	1,10,901	1,06,161
Lamps, metal . . . No.	6,724	2,592	9,288	6,078	15,681	33,153	20,008	48,030	76,997	1,22,154
" parts of . Value	—	—	—	—	—	5,731	11,018	12,808	8,450	16,602
Safes and strong box of metals . . . No.	3,200	..	..	..	716	12,811	..	..	..	..
Stoves . . . "	187,008	103,272	67,837	80,669	102,934	7,44,918	3,77,919	2,57,397	2,33,944	3,18,006
Other sorts . . . Value	—	—	—	—	—	2,31,437	1,85,322	2,16,168	3,34,184	4,66,733
<b>Total Hardware, excluding Cutlery, etc. . . "</b>	—	—	—	—	—	16,66,255	18,15,546	12,20,350	14,93,795	15,83,224

No. 13—continued  
 SWEDEN--continued  
 IMPORTS THEREFROM—continued

ARTICLES	QUANTITY					VALUE				
	1929-30	1930-31	1931-32	1932-33	1933-34	1929-30	1930-31	1931-32	1932-33	1933-34
						M	H	R	R	R
<b>INSTRUMENTS, APPARATUS, AND APPLIANCES AND PARTS THEREOF—</b>										
<b>Electrical, etc.—</b>										
Electric wires and cables Value	—	—	—	—	—	17,275	8,800	23,113	7,146	25,272
Telegraph and telephone instruments and apparatus . . .	—	—	—	—	—	11,441	4,374	11,220	14,550	30,843
Switch Boards . . .	—	—	—	—	—	5,850	11	2,487	1,462	3,074
Electrical goods and apparatus not enumerated . . .	—	—	—	—	—	0,560	31,180	5,315	33,408	3,248
<b>Total Electrical instruments . . .</b>	<b>—</b>	<b>—</b>	<b>—</b>	<b>—</b>	<b>—</b>	<b>40,626</b>	<b>44,305</b>	<b>42,085</b>	<b>56,506</b>	<b>63,337</b>
Other kinds . . .	—	—	—	—	—	29,302	12,123	14,784	22,028	2,02,530
<b>Total Instruments, Apparatus, and Appliances, etc. . .</b>	<b>—</b>	<b>—</b>	<b>—</b>	<b>—</b>	<b>—</b>	<b>69,928</b>	<b>56,408</b>	<b>56,869</b>	<b>78,534</b>	<b>2,65,867</b>
<b>MACHINERY AND MILLWORK—</b>										
<b>Prime-movers (other than electrical)—</b>										
<b>Locomotives (including those for railways)—</b>										
Railway locomotive engines and tenders and parts thereof . Value	—	—	—	—	—	..	24,978	79,272	52,004	65,054
Other than Locomotives—										
Oil Engines . . . No.	58	54	24	8	7	1,45,579	1,13,138	14,415	9,058	9,356
Parts of Oil Engines Value	—	—	—	—	—	29,893	27,157	21,885	15,660	10,310
Steam Engines . . . No.	5	..	1	1	..	18,857	..	10,703	5,140	..
<b>Electrical machinery of all kinds, etc.—</b>										
Control and Switch-gear . . . Value	—	—	—	—	—	23,230	15,508	67,431	35,750	32,503
Generators, alternators and dynamos . . .	—	—	—	—	—	27,834	3,133	1,05,304	44,844	95,730
Motors . . .	—	—	—	—	—	41,742	78,009	59,811	1,08,151	1,03,067
Transformers . . .	—	—	—	—	—	1,01,804	20,287	17,380	25,005	50,042
Turbo-generating sets . . .	—	—	—	—	—	..	2,903	..	15,303	3,137
Others . . .	—	—	—	—	—	54,202	17,331	33,561	69,631	1,74,068
Machinery not being prime-movers or electrical machinery—										
Agricultural tractors and parts . . .	—	—	—	—	—	99	4,824	..	24,096	..
Boilers . . .	—	—	—	—	—	777	97	69,578	36,457	22,340
Metal working machinery, including machine tools . . .	—	—	—	—	—	8,127	2,918	213	1,137	8,310
Paper Mill machinery . . .	—	—	—	—	—	3,610	11,020	13,625	8,321	7,945
Rice and flour mill machinery . . .	—	—	—	—	—	2,040	166	..	..	..
Tea Machinery . . .	—	—	—	—	—	..	..	..	8,033	43,111
Cotton Spinning Machinery . . .	—	—	—	—	—	1,356	1,442	7,870	..	14,131
Textile machinery—										
Jute machinery . . .	—	—	—	—	—	27,910	23,047	11,112	7,438	2,768
Other sorts of machinery . . .	—	—	—	—	—	24,08,553	9,11,404	2,40,508	1,88,304	2,74,022
<b>Total Machinery and Millwork . . .</b>	<b>—</b>	<b>—</b>	<b>—</b>	<b>—</b>	<b>—</b>	<b>23,95,709</b>	<b>12,67,352</b>	<b>8,21,607</b>	<b>6,54,514</b>	<b>9,27,504</b>
<b>MATCHES—</b>										
Safety . . . Gross of boxes	608,350	292,220	92,395	32,650	46,819	7,39,139	2,69,185	82,807	31,212	40,876
Other sorts . . .	102,699	67,500	8,750	10,200	15,000	2,39,453	83,669	11,532	7,069	12,197
<b>Total Matches . . .</b>	<b>886,049</b>	<b>359,720</b>	<b>101,145</b>	<b>42,850</b>	<b>61,819</b>	<b>9,78,592</b>	<b>3,52,755</b>	<b>94,309</b>	<b>38,181</b>	<b>53,073</b>

No. 13—continued  
 SWEDEN—continued  
 IMPORTS THEREFROM—continued

ARTICLES	QUANTITY					VALUE				
	1920-30	1930-31	1931-32	1932-33	1933-34	1920-30	1930-31	1931-32	1932-33	1933-34
<b>METALS AND ORES—</b>										
Brass, Bronze and similar alloy and manufactures thereof . . . . . Cwts.	41	14	128	820	218	5,633	3,430	14,602	20,294	10,350
<b>Iron—</b>										
Bars and channels . . . . . Tons	554	508	465	567	694	1,42,115	1,31,505	1,14,106	1,48,106	1,68,778
Other sorts . . . . . "	21	1	..	..	..	4,309	365	..	..	57
Total Iron . . . . . "	575	509	465	567	694	1,46,424	1,31,870	1,14,106	1,48,106	1,68,835
<b>Steel—</b>										
Bars (other than cast steel) . . . . . "	850	561	602	781	478	2,61,040	1,55,640	1,87,568	2,12,270	1,30,520
<b>Cast—</b>										
Tool steel—										
Cast steel bars . . . . . "	15	..	..	21	46	4,040	..	..	5,434	12,093
Other cast steel . . . . . "	111	8	13	43	39	50,743	1,131	5,078	12,372	10,683
Others . . . . . "	12	6	11	..	..	6,112	3,005	7,872	657	2,055
Total Steel . . . . . "	988	570	626	845	563	3,23,435	1,59,682	2,00,518	2,30,742	1,55,961
<b>Iron or Steel—</b>										
Bolts and nuts . . . . . "	..	1	..	5	179	20	1,418	714	4,019	59,134
Hoops and strips . . . . . "	..	..	..	2	5	..	..	..	3,818	12,362
Nails, rivets and washers (excluding wire nails) . . . . . "	861	1,056	1,937	1,288	1,401	5,89,443	5,42,851	8,48,972	6,81,520	6,03,375
Wood screws . . . . . "	40	179	333	143	343	24,209	1,04,250	2,18,512	95,847	1,64,591
Metal thread screws . . . . . "	32	16	17	2	68	20,089	11,886	11,217	1,272	23,874
Total Screws . . . . . "	72	195	350	145	411	45,198	1,16,136	2,24,729	97,119	1,88,465
Tubes, pipes and fittings wrought . . . . . "	13	6	6	10	4	7,947	3,155	2,706	2,082	1,376
Wire nails . . . . . "	..	17	12	248	333	..	7,127	3,261	44,519	63,246
Other manufactures . . . . . "	21	15	19	12	10	7,797	6,752	6,587	4,804	9,942
Total Iron or Steel . . . . . "	967	1,290	2,323	1,705	2,349	6,50,405	6,77,434	10,86,969	7,80,441	9,07,890
Others . . . . . "	..	55	..	14	10	332	9,364	..	14,256	11,481
Total Metals (excluding ores) . . . . . Tons	2,532	2,425	3,480	3,147	3,633	11,26,220	9,81,789	14,16,090	11,97,839	13,44,457
<b>OILS—</b>										
Mineral . . . . . Gals.	9,075	842	22	320	3,014	16,630	1,140	43	739	4,847
<b>PAINTS AND PAINTERS' MATERIALS—</b>										
Paints and colours . . . . . Cwts.	1,588	1,287	974	1,359	2,373	14,781	13,221	10,107	14,875	23,878
Painters' materials (other than paints and colours)—										
Turpentine—										
Genuine turpentine . . . . . "	2,937	886	425	170	350	77,817	18,426	6,159	3,539	7,995
<b>PAPER AND PASTEBOARD—</b>										
Paper—										
Packing paper . . . . . "	106,424	105,092	90,640	173,327	131,046	18,60,650	17,17,429	13,44,787	23,43,103	16,01,053
Printing paper—										
News printing . . . . . "	83,253	24,688	42,479	51,657	52,675	4,21,816	3,07,405	4,53,078	5,01,057	4,12,245
Other sorts . . . . . "	16,738	10,691	13,020	10,817	20,372	8,55,275	2,01,751	2,15,774	1,76,639	3,07,874

No. 13—continued

SWEDEN—continued

IMPORTS THEREFROM—concluded

ARTICLES	QUANTITY					VALUE				
	1929-30	1930-31	1931-32	1932-33	1933-34	1929-30	1930-31	1931-32	1932-33	1933-34
						R	R	R	R	R
<b>PAPER AND PASTEBOARD—contd.</b>										
<i>Paper—contd.</i>										
Writing paper and envelopes—										
Writing paper in large sheets . . . Cwts.	9,238	9,487	8,621	9,457	14,092	1,08,754	2,00,711	1,71,406	1,75,506	2,33,800
Envelopes imported separately . . . "	2,139	1,217	1,375	982	700	63,740	35,563	36,470	35,287	18,947
Other kinds of paper . . . "	27,720	16,763	20,104	23,377	22,880	5,54,195	3,17,712	3,01,432	4,28,264	3,89,741
Paper manufactures . . . "	5,208	3,532	1,510	3,752	3,945	2,02,108	1,39,852	88,127	1,10,090	98,237
<b>Total Paper</b> . . . "	<b>200,780</b>	<b>171,490</b>	<b>177,761</b>	<b>273,360</b>	<b>247,116</b>	<b>36,56,508</b>	<b>20,20,523</b>	<b>20,96,033</b>	<b>37,76,952</b>	<b>30,52,808</b>
Pastboard, Millboard and Cardboard of all kinds . . . "	11,033	4,651	9,814	23,841	27,856	1,68,513	67,206	1,39,872	3,70,432	3,01,388
Manufactures of pasteboard . . . "	749	327	..	1,170	44	12,618	6,521	..	14,282	682
<b>Total Pastboard</b> . . . "	<b>11,782</b>	<b>4,978</b>	<b>9,814</b>	<b>30,011</b>	<b>27,900</b>	<b>1,81,131</b>	<b>73,727</b>	<b>1,39,872</b>	<b>3,84,714</b>	<b>3,02,370</b>
<b>Total Paper and Pasteboard</b> . . . "	<b>212,562</b>	<b>176,468</b>	<b>187,575</b>	<b>303,380</b>	<b>275,016</b>	<b>38,37,720</b>	<b>20,94,250</b>	<b>22,35,955</b>	<b>41,61,716</b>	<b>33,55,178</b>
<b>PAPER-MAKING MATERIALS—</b>										
Pulp of wood . . . "	147,046	171,158	120,529	106,002	163,530	13,30,126	15,23,114	10,20,454	7,70,446	10,67,033
<b>PITCH AND TAR—</b>										
Stockholm tar and pitch . . . "	864	890	917	943	1,469	12,173	11,633	8,761	9,738	10,526
<b>STATIONERY (excluding PAPER) Value</b>										
TEA-CHESTS, ENTIRE OR IN SECTIONS . . . "	—	—	—	—	—	3,76,240	3,61,806	2,66,430	1,64,947	1,48,008
TELEPHONE, MATERIALS FOR CONSTRUCTION AND ACCESSORIES (excluding ELECTRICAL) . . . "	—	—	—	—	—	30,846	6,391	5,984	66,897	57,437
VEHICLES, LOCOMOTIVES, RAILWAYS . . . " <i>excluding</i> <i>ETC., FOR</i>	—	—	—	—	—	1,528	11,497	606	1,764	9,562
VEHICLES, LOCOMOTIVES, RAILWAYS . . . "	—	—	—	—	—	27,064	23,541	44,756	22,004	18,270
<b>WOOD AND TIMBER—</b>										
Deal and pine wood Cubic Tons	1,160	1,337	1,263	1,142	1,300	1,45,579	1,55,948	1,36,607	1,06,128	1,13,049
Other kinds of wood and timber . . . Value	—	—	—	—	—	3,59,891	27,193	1,55,891	2,01,093	38,688
Manufactures of wood, other than furniture and cabinetware . . . "	—	—	—	—	—	1,23,435	60,802	59,356	83,702	62,575
POSTAL ARTICLES NOT SPECIFIED . . . "	—	—	—	—	—	40	29	978	207	58
ALL OTHER ARTICLES OF MERCHANDISE . . . "	—	—	—	—	—	66,027	62,072	68,003	75,271	1,35,427
<b>GRAND TOTAL</b> . . . "	<b>—</b>	<b>—</b>	<b>—</b>	<b>—</b>	<b>—</b>	<b>1,39,98,271</b>	<b>97,75,022</b>	<b>87,36,346</b>	<b>95,59,521</b>	<b>1,02,06,757</b>

No. 13—continued  
 SWEDEN—concluded  
 EXPORTS THERETO

## INDIAN MERCHANDISE

ARTICLES	QUANTITY					VALUE				
	1929-30	1930-31	1931-32	1932-33	1933-34	1929-30	1930-31	1931-32	1932-33	1933-34
COFFEE . . . . . Cwts.	1	37	250	447	160	R 80	R 2,812	R 13,250	R 25,375	R 9,495
COIR, manufactured (excluding rope) . . . . . Tons	5	16	51	110	141	1,080	5,556	12,035	23,381	30,354
DYEING AND TANNING SUBSTANCES—										
Myrobalans . . . . . Cwts.	4,000	700	2,900	700	2,200	36,000	6,300	21,100	4,400	8,305
Myrobalan extracts . . . . . "	500	540	108	2,100	1,720	6,376	6,885	1,077	21,000	17,202
GRAIN, PULSE, AND FLOUR—										
Rice, not in the husk—										
Cleaned rice . . . . . Tons	7,712	8,951	2,000	4,554	11,073	9,28,019	7,03,087	1,56,506	3,04,517	6,64,124
HIDES AND SKINS, RAW—										
Hides, raw . . . . . Tons	1,090	901	548	440	484	11,51,871	8,50,415	3,54,273	2,38,506	2,72,254
No. . . . .	=153,806	=189,833	=87,525	=82,226	=108,330					
Skins, raw . . . . . Tons	44	69	34	66	..	69,110	1,01,973	35,706	53,128	150
No. . . . .	=69,734	=108,761	=55,600	=103,492	=150					
LAC—										
Button . . . . . Cwts.	167	169	60	196	180	21,525	12,408	3,298	5,842	3,800
Shell . . . . . "	3,010	4,869	2,322	2,303	2,452	3,55,520	2,09,154	1,30,620	92,000	77,093
METALS AND ORES—										
Iron or Steel—										
Pig . . . . . Tons	3,280	4,881	1,388	3,735	653	1,50,934	1,89,083	48,550	1,25,013	15,052
Manganese ore . . . . . "	800	2,500	..	..	..	8,200	75,000	..	..	..
Wolfram ore . . . . . "	..	..	..	..	25	..	..	..	..	25,300
OIL, VEGETABLE—NON-ESSEN-TIAL.	1,212	1,220	5,424	2,496	13,164	2,525	2,731	9,578	4,276	17,725
OIL CAKES . . . . . Tons	609	1,388	1,894	2,413	2,661	50,077	1,38,643	94,838	1,28,086	1,37,034
SEEDS—										
Essential . . . . . "	..	..	..	7	31	..	..	..	2,300	11,300
Non-essential—										
Groundnuts . . . . . "	2,002	2,000	4,712	..	818	4,69,000	2,34,950	3,90,375	..	1,21,020
SPICES . . . . . Cwts.	1,678	2,814	2,129	2,450	3,549	4,88,627	4,80,132	3,82,489	4,17,330	6,44,721
TEA, Black . . . . . Lbs.	11,787	7,580	21,029	20,226	15,849	9,193	6,759	10,520	11,287	7,883
TEXTILES—										
Cotton, raw . . . . . Tons	429	357	245	62	166	3,49,870	2,31,562	1,12,715	33,340	71,925
" waste . . . . . Cwts.	1,999	4,848	2,919	2,930	12,575	71,466	1,09,970	62,085	39,622	1,72,954
Hemp, raw . . . . . "	6,790	5,026	5,790	5,852	6,613	1,02,486	63,580	68,590	75,730	57,849
Jute—										
Raw . . . . . Tons	397	369	691	3,180	5,435	1,26,336	75,715	1,28,391	5,47,734	8,28,784
Manufactures—										
Gunny bags . . . . . No.	..	29,000	65,000	75,000	30,000	..	27,215	13,450	15,050	6,100
Gunny cloth . . . . . Yds.	170,000	..	..	..	60,000	26,037	..	..	..	5,400
WOOLLEN MANUFACTURE Value	—	—	—	—	—	..	2,233	3,972	2,841	13,601
TOYS AND REQUISITES, ETC. "	—	—	—	—	—	1,700	541	2,405	18,981	60,094
WOOD AND TIMBER—										
Teak wood . . . . . Cubic Tons	35	41	30	35	67	10,500	12,450	3,000	8,508	17,519
ALL OTHER ARTICLES OF MERCHANDISE . . . . . Value	—	—	—	—	—	60,806	23,018	9,213	26,322	51,621
GRAND TOTAL . . . . . "	—	—	—	—	—	45,05,253	36,88,165	20,80,440	23,16,894	33,57,340

## FOREIGN MERCHANDISE

ARTICLES	QUANTITY					VALUE				
	1929-30	1930-31	1931-32	1932-33	1933-34	1929-30	1930-31	1931-32	1932-33	1933-34
APPAREL (including DRAPEY, UNIFORMS, ACCOUTREMENTS BUT excluding HOSIERY AND BOOTS AND SHOES) . . . . . Value	—	—	—	—	—	7,050	15,700	6,540	4,050	3,800
INSTRUMENT AND APPARATUS, ETC. . . . . "	—	—	—	—	—	..	2,572	450	11,635	12,800
MACHINERY AND MILLWORK . . . . . "	—	—	—	—	—	7,550	7,583	16,718	3,710	6,922
RUBBER MANUFACTURES . . . . . "	—	—	—	—	—	1,530	..	24,470	18,441	..
WOOLLEN MANUFACTURES . . . . . "	—	—	—	—	—	..	..	..	57,200	..
ALL OTHER ARTICLES OF MERCHANDISE . . . . . "	—	—	—	—	—	2,583	9,694	7,273	15,594	15,865
GRAND TOTAL . . . . . "	—	—	—	—	—	18,716	35,460	65,451	1,10,630	39,407
GRAND TOTAL OF INDIAN AND FOREIGN MERCHANDISE . . . . . "	—	—	—	—	—	45,13,971	37,23,625	21,35,891	24,27,524	33,96,747



No. 13—continued  
NORWAY  
IMPORTS THEREFROM

ARTICLES	QUANTITY					VALUE				
	1929-30	1930-31	1931-32	1932-33	1933-34	1929-30	1930-31	1931-32	1932-33	1933-34
						R	R	R	R	R
<b>BUILDING AND ENGINEERING MATERIALS, other than OF IRON, STEEL OR WOOD—</b>										
Cement . . . Tons	695	500	243	372	64	28,838	28,526	18,030	14,040	2,590
<b>CHEMICALS AND CHEMICAL PREPARATIONS (excluding CHEMICAL MANURES AND MEDICINES)—</b>										
Nitric Acid . . . Cwts.	..	..	3,273	1,972	3,475	..	..	63,961	37,004	57,350
Carbide of Calcium . . "	85,387	24,570	8,695	2,440	2,544	5,32,155	4,10,437	1,44,551	35,427	34,780
Other sorts of Chemicals Value	—	—	—	—	—	21,701	9,316	1,650	6,775	746
Total Chemicals and Chemical preparations, etc. . . "	—	—	—	—	—	5,53,856	4,28,753	2,10,165	70,806	92,876
<b>DRUGS AND MEDICINES—</b>										
Cod liver oil . . . lbs.	8,024	13,110	27,731	40,440	61,708	3,772	6,244	10,703	18,504	24,090
Other sorts . . . Value	—	—	—	—	—	1,21,270	70,402	1,03,138	87,345	80,518
Total Drugs and Medicines . . "	—	—	—	—	—	1,25,042	76,646	1,13,841	1,05,930	1,05,208
<b>FURNITURE AND CABINETWARE—</b>										
Mouldings . . . "	—	—	—	—	—	11,613	20,002	26,750	65,250	50,968
<b>HARDWARE, excluding CUTLERY AND ELECTROPLATED WARE . . . "</b>										
Hardware . . . "	—	—	—	—	—	91,619	81,750	68,818	73,128	87,311
<b>INSTRUMENTS, APPARATUS, ETC. MACHINERY AND MILLWORK . . . "</b>										
Instrument, apparatus, etc. machinery and millwork . . . "	—	—	—	—	—	1,016	13,881	2,314	1,566	803
<b>MANURES . . . Tons</b>	190	229	313	269	533	25,698	30,314	40,866	34,408	64,574
<b>METALS AND ORES—</b>										
<b>Aluminium—</b>										
Wrought—Circles . . . Cwts.	..	399	..	..	..	..	23,039	..	..	..
Copper ore . . . Tons	5,597	..	..	..	..	3,08,346	..	..	..	..
Ferro-alloys (a) . . . "	..	297	280	8	35	..	77,722	67,060	1,088	6,845
<b>Iron or steel—</b>										
Nails, rivets, and washers (excluding wire nails) . . "	2,259	1,753	1,083	1,520	1,380	7,71,704	5,49,975	3,36,590	4,43,815	3,64,005
Others . . . Cwts.	1,120	20	34	620	140	14,376	99	1,973	6,105	1,657
Total Metals and Ores . . Tons	7,912	2,066	1,368	1,558	1,428	9,94,936	6,50,835	4,05,623	4,51,008	3,72,567
<b>OILS—</b>										
<b>Animal—</b>										
Fish oil . . . Gals.	12,500	55,237	58,491	108,422	70,443	26,219	1,04,574	55,543	75,797	53,301
<b>PAPER AND PASTEBOARD—</b>										
<b>Paper—</b>										
Packing paper . . . Cwts.	10,195	13,039	8,247	26,340	27,370	2,05,691	2,34,460	1,18,706	41,134	3,22,565
News printing . . . "	202,622	204,894	117,367	203,843	216,556	26,14,215	24,28,315	13,53,971	20,71,220	10,64,001
Other sorts . . . "	56,087	36,911	13,262	26,176	32,275	7,97,107	5,37,247	1,58,968	3,31,708	3,53,437
Writing paper in large sheets . . . "	65,174	35,083	27,316	38,559	40,977	14,05,800	7,56,960	6,07,369	7,68,855	8,40,212
Note and letter paper and envelopes . . "	489	..	79	30	200	11,210	..	1,557	566	3,759
Other kinds of paper . . "	8,532	11,861	11,777	16,980	14,315	2,11,000	2,83,036	2,60,584	4,11,008	2,75,350
Paper manufactures . . . "	1	..	45	697	1,204	15	..	761	8,542	11,582
Total Paper . . . "	343,100	301,788	178,693	312,631	340,997	52,45,006	42,33,017	25,07,010	39,34,032	37,70,006
<b>Pasteboard, Millboard and Cardboard of all kinds . . . Manufactures of Pasteboard, Millboard and Cardboard . . . "</b>										
Pasteboard, millboard and cardboard . . . "	2,392	2,542	3,986	11,263	10,092	44,327	49,634	60,631	1,30,821	2,00,907
Manufactures of pasteboard, millboard and cardboard . . . "	89	22	..	..	327	1,649	514	..	14	4,314
Total Paper and Pasteboard . . "	345,591	304,352	182,679	323,894	341,316	52,91,074	42,88,165	25,74,547	40,73,867	39,94,217
<b>PAPER-MAKING MATERIALS—</b>										
Pulp of wood . . . "	267,935	174,610	100,790	107,179	153,098	24,80,045	16,84,110	8,75,711	7,12,871	10,10,982

(a) Separately recorded from 1930-31.

No. 13—continued  
 NORWAY—continued  
 IMPORTS THEREFROM—continued

ARTICLES	QUANTITY					VALUE				
	1929-30	1930-31	1931-32	1932-33	1933-34	1929-30	1930-31	1931-32	1932-33	1933-34
						R	R	R	R	R
<b>PROVISIONS AND OILMAN'S STORES (including FISH AND FRUITS AND VEGETABLES, CANNED OR BOTTLED)—</b>										
Canned and bottled provisions—										
Tinned or Canned fish . Cwts.	408	635	421	1,044	1,288	84,051	66,565	23,077	52,115	67,011
Others . . . . .	169	228	116	188	124	16,844	17,725	6,082	11,777	6,817
Milk, condensed and preserved, including milk cream . . . . .	5,863	14,972	5,404	19,836	444	3,02,850	8,58,197	2,93,540	7,46,381	15,984
Other sorts of Provisions . Value	—	—	—	—	—	17,792	45,925	19,267	16,836	16,512
<b>Total Provisions and Oilman's stores . . . . .</b>	—	—	—	—	—	4,61,537	9,83,412	3,48,966	8,26,109	1,05,824
<b>TALLOW AND STEARINS</b> . Cwts.	408	..	..	..	..	11,395	..	..	..	10
<b>TOYS AND REQUISITES FOR GAMES AND SPORTS, including FISHING TACKLE</b> . Value	—	—	—	—	—	1,16,482	93,709	96,731	78,168	87,530
<b>WOOD AND TIMBER—</b>										
Deal and pine wood . Cubic Tons	176	112	25	..	..	21,200	13,545	2,797	..	..
Other kinds of wood and timber . Value	—	—	—	—	—	..	1,562	..	..	2,736
Manufactures of wood, other than Furniture and Cabinet Ware . . . . .	—	—	—	—	—	1,040	4,023	3,816	1,074	4,088
<b>Total Wood and Timber . . . . .</b>	—	—	—	—	—	22,840	19,120	6,613	1,974	6,824
<b>POSTAL ARTICLES NOT SPECIFIED</b> . . . . .	—	—	—	—	—	142	..	1	..	..
<b>ALL OTHER ARTICLES OF MERCHANDISE</b> . . . . .	—	—	—	—	—	19,572	31,409	4,753	26,326	43,724
<b>GRAND TOTAL . . . . .</b>	—	—	—	—	—	1,02,91,648	65,52,054	48,47,419	66,27,369	60,92,939

## EXPORTS THERETO

## INDIAN MERCHANDISE

ARTICLES	QUANTITY					VALUE				
	1929-30	1930-31	1931-32	1932-33	1933-34	1929-30	1930-31	1931-32	1932-33	1933-34
						R	R	R	R	R
<b>COFFEE</b> . . . . . Cwts.	12,263	15,297	15,909	16,810	15,173	9,48,039	9,56,071	9,46,462	10,06,231	8,01,200
<b>COFF. MANUFACTURED (including ROBE)</b> . Tons	147	89	114	182	178	47,295	24,690	27,060	35,452	32,596
<b>DYING AND TANNING SUBSTANCES</b> . Cwts.	..	1,700	880	300	900	..	15,300	9,297	2,475	4,995
<b>FIBRE FOR BRUSHES AND BROOMS</b> . Tons	25	30	23	12	15	10,605	12,540	10,810	3,585	5,300
<b>FODDER, BRAN AND POLLARDS</b> . . . . .	450	1,539	2,567	2,699	682	14,720	31,271	82,182	87,401	9,819
<b>GRAIN, PULSE AND FLOUR—</b>										
Rice, not in the husk . . . . .	675	600	..	700	450	92,921	74,506	..	37,260	21,320
<b>HIDES AND SKINS, RAW—</b>										
Hides, raw . . . . .	740	541	563	390	404	7,85,213	4,35,489	3,21,141	2,01,480	2,51,291
.. No. . . . .	108,795	74,758	75,493	59,680	63,795	..	..	..	..	..
<b>LAC—</b>										
Shell . . . . . Cwts.	503	600	526	594	623	57,134	40,690	46,070	21,645	20,403
<b>METAL AND ORES—</b>										
Iron—										
Pig . . . . . Tons	463	863	90	163	140	21,849	13,379	3,163	4,888	3,860
Chromite (chrome iron ore) . . . . .	..	4,200	..	3,043	7,501	..	1,27,770	..	91,290	2,24,890
Manganese ore . . . . .	2,300	5,000	3,500	..	1,000	56,300	1,75,000	93,000	..	22,495
<b>SEEDS—</b>										
Groundnuts . . . . .	3,969	9,514	4,989	2,496	2,300	9,19,898	14,09,070	9,01,849	3,87,216	2,67,712
Rape . . . . .	800	1,000	800	800	1,200	1,36,000	1,88,000	1,04,000	96,024	1,27,231
<b>SPICES</b> . . . . . Cwts.	495	666	298	634	322	1,10,594	1,17,268	31,869	55,240	42,647
<b>TEXTILES—</b>										
Cotton, raw . . . . . Tons	..	25	30	20	25	..	14,450	16,150	10,500	12,600
.. waste . . . . . Cwts.	..	921	628	157	4,953	..	19,460	14,630	2,420	70,763
<b>Wool, raw</b> . . . . .	300	812	105	207	878	3,500	10,000	1,200	3,580	9,575
<b>Jute—</b>										
Raw . . . . . Tons	310	624	490	1,091	990	96,414	1,32,005	99,880	1,70,486	1,41,518
Manufactures—										
Gunny bags . . . . . No.	807,000	1,878,400	1,895,500	753,500	804,500	3,01,037	5,80,814	4,35,155	1,70,941	1,92,626
.. cloth . . . . . Yards	2,402,100	5,785,200	6,589,450	3,437,400	3,844,550	5,94,945	12,92,725	12,73,880	5,79,440	14,40,806
<b>ALL OTHER ARTICLES OF MERCHANDISE</b> . . . . . Value	—	—	—	—	—	11,635	3,320	11,350	63,890	68,001
<b>GRAND TOTAL . . . . .</b>	—	—	—	—	—	41,79,949	57,28,907	44,80,247	31,80,333	37,75,690

NORWAY  
DENMARK

No. 13—continued  
NORWAY—concluded  
EXPORTS THEREOF—continued

FOREIGN MERCHANDISE

ARTICLES	QUANTITY					VALUE				
	1929-30	1930-31	1931-32	1932-33	1933-34	1929-30	1930-31	1931-32	1932-33	1933-34
						R	R	R	R	R
GRAND TOTAL Value	—	—	—	—	—	8,830	1,350	2,460	33,914	32,617
GRAND TOTAL OF INDIAN AND FOREIGN MERCHANDISE	—	—	—	—	—	41,83,479	57,25,257	44,32,697	31,64,247	38,03,307

DENMARK

IMPORTS THEREFROM

ARTICLES	QUANTITY					VALUE				
	1929-30	1930-31	1931-32	1932-33	1933-34	1929-30	1930-31	1931-32	1932-33	1933-34
						R	R	R	R	R
BUILDING AND ENGINEERING MATERIALS, other than OF IRON, STEEL, OR WOOD—										
Cement . . . . Tons	2,680	1,338	2,137	1,762	753	1,12,194	58,546	86,600	66,087	22,406
HARDWARE, excluding CUTLERY AND ELECTROPLATED WARE . . . . Value	—	—	—	—	—	17,102	19,106	42,341	48,900	43,642
INSTRUMENTS, APPARATUS, AND APPLIANCES AND PARTS THEREOF—										
Electrical, including telegraph and telephone apparatus, not being machinery . . . . "	—	—	—	—	—	10,020	10,010	31,623	11,003	30,133
Other kinds . . . . "	—	—	—	—	—	8,038	7,576	6,219	4,981	1,031
Total Instruments, etc. "	—	—	—	—	—	18,057	17,586	37,842	16,664	31,164
LIQUORS including DENATURED AND PERFUMED SPIRITS—										
Ale, beer and porter . Gals.	4,291	14,705	24,536	22,002	22,006	10,989	37,215	61,486	58,859	52,416
Spirit . . . . "	1,009	1,158	370	424	517	20,447	23,425	7,765	8,784	10,620
MACHINERY AND MILLWORK—										
Prime-movers other than electrical . . . . Value	—	—	—	—	—	2,556	23,974	8,893	503	2,756
Electrical—										
Motors . . . . "	—	—	—	—	—	20,837	703	3,908	18,500	9,452
Others . . . . "	—	—	—	—	—	14,829	8,832	11,020	1,994	5,632
Total Electrical machinery "	—	—	—	—	—	35,716	4,585	14,932	20,494	15,184
Machinery not being prime-movers or electrical machinery—										
Metalworking machinery . . . . "	—	—	—	—	—	6,034	14,246	12,319	1,569	1,742
Refrigerating machinery . . . . "	—	—	—	—	—	7,793	2,558	5,376	3,167	20,168
Rice and flour mill machinery . . . . "	—	—	—	—	—	46,168	40,058	32,956	23,513	22,913
Other sorts of machinery . . . . "	—	—	—	—	—	5,34,663	1,12,630	1,37,600	99,675	7,20,538
Total Machinery and Millwork . . . . "	—	—	—	—	—	6,32,685	1,98,655	2,12,076	1,48,921	7,02,271
METALS AND ORES—										
Steel . . . . Tons	..	..	119	17	..	..	..	16,918	985	..

## No. 13—continued

## DENMARK—continued

## IMPORTS THEREFROM—continued

ARTICLES	QUANTITY					VALUE				
	1929-30	1930-31	1931-32	1932-33	1933-34	1929-30	1930-31	1931-32	1932-33	1933-34
						R	R	R	R	R
<b>METALS AND ORES—contd</b>										
Iron and Steel—										
Wire Nails . . . . . Tons	183	..	..	..	..	28,859	..	..	..	..
Other manufactures of iron or steel . . . . . "	9	34	29	18	56	7,256	12,585	12,540	10,012	17,021
Total of Iron or Steel ..	142	34	29	18	56	30,615	12,585	12,540	10,042	17,021
<b>OILS—</b>										
Animal—										
Fish Oil . . . . . Gallons	..	4,894	13,689	184,377	31,270	..	11,669	24,138	3,16,768	46,012
PAPER AND PASTE BOARD Cwts.	215	120	754	66	110	4,504	2,266	11,174	2,820	2,727
<b>PROVISIONS AND OILMAN'S STORES (including FISH AND FRUITS AND VEGETABLES, CANNED OR BOTTLED)—</b>										
Bacon and hams . . . . . Cwts.	169	227	403	839	2,168	22,573	23,596	41,031	65,356	1,67,529
Butter (including canned) ..	446	300	260	154	227	84,304	58,326	45,705	20,709	31,098
Vegetable Products . . . . . "	2,086	7,170	11,773	5,602	36	78,005	2,67,270	4,17,965	1,79,203	800
Milk, condensed and preserved including milk cream . . . . . "	4,668	8,649	9,568	11,455	11,511	1,30,725	2,95,932	2,97,656	3,65,037	3,33,241
Other sorts of provisions Value	—	—	—	—	—	2,790	67,213	4,23,089	6,94,042	1,04,760
Total Provisions and Oilman's stores ..	—	—	—	—	—	3,79,493	7,17,343	12,25,449	13,30,341	6,37,464
<b>SOAP—</b>										
Toilet soap . . . . . Cwts.	256	186	542	176	89	14,253	6,809	18,160	9,262	2,761
Stationery excluding Papers . . . . . Value	—	—	—	—	—	544	396	41,022	300	802
POSTAL ARTICLES NOT SPECIFIED . . . . . "	—	—	—	—	—	53	2	4	..	..
ALL OTHER ARTICLES OF MERCHANDISE . . . . . "	—	—	—	—	—	18,080	18,523	32,472	25,802	43,135
GRAND TOTAL ..	—	—	—	—	—	12,49,075	11,13,931	18,34,482	20,39,485	17,03,341

## EXPORTS THERETO

## INDIAN MERCHANDISE

ARTICLES	QUANTITY					VALUE				
	1929-30	1930-31	1931-32	1932-33	1933-34	1929-30	1930-31	1931-32	1932-33	1933-34
						R	R	R	R	R
COPPER . . . . . Cwts.	..	811	1,304	690	1,100	..	62,735	81,390	41,435	62,400
COIR, MANUFACTURED (excluding ROPS) . . . . . Tons	46	43	40	88	138	17,537	10,740	11,607	17,323	27,625
<b>DYING AND TANNING SUBSTANCES—</b>										
Myrobalan extracts . . . . . Cwts.	764	1,002	300	..	..	9,750	12,770	2,007	..	..
Other sorts . . . . . "	378	406	478	493	602	11,526	6,895	8,288	8,498	7,740
FIBRE FOR BRUSHES AND BROOMS . . . . . Tons	38	76	110	184	192	18,200	34,532	50,024	70,025	51,527
KAPOK . . . . . Cwts.	236	470	582	971	806	11,150	17,203	17,886	24,831	20,163
<b>Lac—</b>										
Shell . . . . . "	994	1,312	1,090	1,442	1,269	1,13,544	1,07,087	49,861	48,390	41,865

No. 13—continued

DENMARK—concluded  
EXPORTS THEREOF—continued

ARTICLES	QUANTITY					VALUE				
	1929-30	1930-31	1931-32	1932-33	1933-34	1929-30	1930-31	1931-32	1932-33	1933-34
						R	R	R	R	R
<b>OILS—</b>										
Vegetable non-essential castor . . . . . Gals.	1,120	1,120	12,320	21,856	16,091	2,160	1,974	17,299	30,035	17,330
<b>OIL CAKES—</b>										
Groundnut Cake . . Tons	..	..	250	..	-1,119	..	..	11,250	..	66,692
Cotton cake . . . . "	..	3,800	1,000	..	..	..	3,37,500	55,000	..	..
<b>SEEDS—</b>										
<b>Non-essential—</b>										
Groundnuts . . . . "	3,718	900	4,183	1,501	6,818	5,57,661	1,72,020	5,47,550	2,43,910	7,76,780
Poppy . . . . . "	..	7	..	172	143	..	1,940	..	38,162	25,381
<b>SPICES . . . . . Cwts.</b>	548	947	847	326	927	1,21,846	1,56,022	40,684	47,878	1,28,923
<b>FABRICS—</b>										
Cotton, raw . . . Tons	30	79	5	20	19	28,780	43,844	2,362	9,800	10,450
„ waste . . . . Cwts.	..	115	1,349	5,124	7,002	..	2,390	27,913	82,189	1,05,071
Hemp (chiefly esen), raw ..	6,621	10,421	7,924	14,324	9,014	1,03,574	1,31,661	94,438	1,35,820	80,364
<b>JUTE—</b>										
Raw . . . . . Tons	..	49	511	488	917	..	15,500	61,470	63,730	1,06,071
<b>Manufactures—</b>										
Gunny bags . . . No.	1,650,113	985,200	370,800	74,900	145,200	5,29,326	2,93,395	85,540	21,330	33,942
„ cloth . . . . Yds.	40,000	749,090	1,010,500	540,000	50,000	13,475	1,12,345	1,58,236	81,453	8,323
<b>TOBACCO UNMANUFACTURED . . Lbs.</b>	..	25,100	29,320	26,523	..	..	5,898	11,345	9,946	..
<b>WOOD AND TIMBER—</b>										
<b>Timber, other than Rail- way Sleepers—</b>										
Teak wood . . Cubic Tons	..	112	59	43	73	..	33,457	11,700	13,105	16,353
<b>ALL OTHER ARTICLES OF MERCHANDISE . . . Value</b>	—	—	—	—	—	37,506	24,903	28,779	13,508	27,583
<b>GRAND TOTAL . . . . .</b>	—	—	—	—	—	15,70,214	15,90,421	13,83,124	10,01,076	16,13,924

## FOREIGN MERCHANDISE

ARTICLES	QUANTITY					VALUE				
	1929-30	1930-31	1931-32	1932-33	1933-34	1929-30	1930-31	1931-32	1932-33	1933-34
						R	R	R	R	R
<b>INSTRUMENTS, APPARATUS AND APPLIANCES AND PARTS THEREOF . . . . . Value</b>	—	—	—	—	—	..	12,000	500	145	200
<b>MACHINERY AND MILLWORK . . .</b>	—	—	—	—	—	12,100	4,472	3,078	14,030	2,460
<b>ALL OTHER ARTICLES OF MERCHANDISE . . . . .</b>	—	—	—	—	—	1,909	6,949	3,178	6,480	13,763
<b>GRAND TOTAL . . . . .</b>	—	—	—	—	—	14,009	23,421	6,756	21,014	16,410
<b>GRAND TOTAL OF INDIAN AND FOREIGN MER- CHANDISE . . . . .</b>	—	—	—	—	—	15,84,223	16,03,842	13,89,880	10,22,689	16,30,343

No. 13—continued  
POLAND (including Danzig)  
IMPORTS THEREFROM

ARTICLES	QUANTITY					VALUE				
	1929-30	1930-31	1931-32	1932-33	1933-34	1929-30	1930-31	1931-32	1932-33	1933-34
<b>FURNITURE AND CABINETWARE—</b>						R	R	R	R	R
Furniture of wood . . . Value	—	—	—	—	—	13,958	21,200	28,299	22,483	32,533
Mouldings . . . "	—	—	—	—	—	35,871	46,744	21,542	5,927	20,676
<b>MACHINERY AND MILLWORK—</b>										
Electrical Machinery . . . "	—	—	—	—	—	..	..	15,959	..	..
Cotton Machinery . . . "	—	—	—	—	—	873	..	1,318	38,055	33,831
<b>METALS AND ORES—</b>										
<b>Iron or Steel—</b>										
Bolts and nuts . . . Tons	..	90	..	..	..	..	28,483	2	..	..
Tubes, pipes and fittings, wrought . . . "	1,704	5,702	1,884	3,611	4,469	4,03,865	18,04,087	3,55,729	8,22,289	8,75,582
Zinc or Spelter . . . Cwts.	4,123	3,274	4,800	1,950	1,130	1,03,183	50,704	59,502	24,176	10,122
<b>SUGAR—</b>										
Beet Sugar . . . Tons	2,304	1,580	12,992	..	..	3,11,850	1,99,308	15,35,127	..	..
<b>TEXTILES—</b>										
<b>Cotton—</b>										
<b>Manufactures—</b>										
<b>Piecegoods—</b>										
Coloured, printed or dyed . . . Yards	40,807	13,001	1,965	53,069	2,020	37,641	5,438	1,055	41,876	2,199
<b>Silk—</b>										
Yarn, nolls and warps . . . Lbs.	..	4,180	..	..	..	..	15,735	..	..	..
<b>Wool—</b>										
<b>Manufactures—</b>										
Worsted yarn for weaving . . . "	66,921	210,336	253,558	344,225	78,060	2,08,337	4,45,228	8,96,119	5,90,800	1,68,881
Knitting wool . . . "	3,367	26,583	75,120	37,059	22,861	11,066	42,049	1,17,438	57,012	38,455
Piecegoods . . . Yards	80,402	26,180	..	179,113	295,763	75,059	34,517	..	3,03,500	3,25,897
<b>Artificial silk—</b>										
Artificial silk yarn . . . Lbs.	..	..	2,000	32,000	..	..	..	1,818	26,269	..
<b>WOOD AND TIMBER . . . Value</b>	—	—	—	—	—	1,84,730	3,12,392	2,55,466	3,85,626	3,03,834
<b>ALL OTHER ARTICLES OF MERCHANDISE . . . "</b>	—	—	—	—	—	61,701	44,567	17,319	35,087	71,814
<b>GRAND TOTAL . . . "</b>	—	—	—	—	—	14,47,029	31,42,125	28,32,798	22,54,009	18,85,832

## EXPORTS THERETO

## INDIAN MERCHANDISE

ARTICLES	QUANTITY					VALUE				
	1929-30	1930-31	1931-32	1932-33	1933-34	1929-30	1930-31	1931-32	1932-33	1933-34
<b>GRAIN, PULSES AND FLOUR—</b>						R	R	R	R	R
Rice not in the husk . . . Tons	10,600	40,581	74,238	80,206	38,379	11,39,672	35,42,810	40,21,976	10,60,155	17,02,489
WHEAT AND BAKING, RAW . . . Tons and No.	—2,125	—13,250	—1,250	..	—750	6,725	13,758	3,354	..	1,637
LAC SHELL . . . Cwts.	993	1,350	1,249	2,085	2,793	1,10,849	83,147	53,013	60,213	86,425
<b>SEEDS—</b>										
<b>Oil seeds—</b>										
(i) Non-essential—										
Castor . . . Tons	..	..	..	..	169	..	..	..	..	20,320
Linseed . . . "	..	..	..	..	100	..	..	..	..	12,509
<b>TEA, BLACK . . . Lbs.</b>	53,150	85,696	67,268	..	8,612	56,016	90,533	62,126	..	6,062
<b>TEXTILES—</b>										
<b>Cotton—</b>										
Raw . . . Tons	..	..	..	153	8,882	..	..	..	70,996	18,85,091
Jute Raw . . . "	..	..	45	1,292	1,765	..	..	9,500	2,23,056	3,54,199
<b>ALL OTHER ARTICLES OF MERCHANDISE . . . Value</b>	—	—	—	—	—	355	..	..	1,10,172	18,577
<b>GRAND TOTAL . . . "</b>	—	—	—	—	—	19,13,617	37,30,248	50,49,969	23,29,596	40,77,106

## FOREIGN MERCHANDISE

ARTICLES	QUANTITY					VALUE				
	1929-30	1930-31	1931-32	1932-33	1933-34	1929-30	1930-31	1931-32	1932-33	1933-34
<b>TOTAL VALUE . . .</b>	—	—	—	—	—	..	..	..	..	5
<b>GRAND TOTAL OF INDIAN AND FOREIGN MERCHANDISE . . .</b>	—	—	—	—	—	19,13,617	37,30,248	50,49,969	23,29,596	40,77,201

## No. 13—continued

## GERMANY

## IMPORTS THEREFROM

ARTICLES	QUANTITY					VALUE				
	1920-30	1930-31	1931-32	1932-33	1933-34	1920-30	1930-31	1931-32	1932-33	1933-34
						R	R	R	R	R
ANIMALS, LIVING . . . No.	440	333	372	262	290	16,059	33,409	18,707	26,406	8,609
APPAREL (excluding HOSIERY AND BOOTS AND SHOES)— Apparel (including drawers, uniforms, accoutrements) . . . Value	—	—	—	—	—	8,49,811	6,24,587	2,05,941	2,08,991	2,02,566
Gold and silver thread Hats, caps, bonnets and hatter's ware . . .	—	—	—	—	—	5,25,646	3,56,713	2,45,786	2,75,177	2,55,370
Lametta . . . Lbs.	178,238	130,599	147,475	208,342	252,904	2,77,632	1,98,915	1,89,122	3,58,311	2,88,566
Second-hand clothing . . . Value	—	—	—	—	—	10	115	337	1,046	194
Water-proofed clothing . . .	—	—	—	—	—	4,423	14,368	719	261	111
Total Apparel, etc. . .	—	—	—	—	—	17,12,150	12,52,796	6,89,514	8,57,993	8,38,177
ARMS, AMMUNITION, AND MILITARY STORES— Cartridge cases— Filled— Shotgun Cartridges Rifle and other cartridges . . . No.	924,674	695,925	628,700	245,400	109,250	65,947	47,583	42,808	20,426	8,762
" . . .	782,530	435,211	3,358,855	142,900	116,058	59,889	29,885	58,007	10,583	7,784
Total Filled . . .	1,707,204	1,131,136	3,987,555	388,300	225,308	1,25,836	77,468	1,00,815	31,009	16,495
Empty . . .	342,325	443,307	281,925	311,000	279,600	9,005	12,632	7,088	8,040	7,122
Total Cartridge cases . . .	2,049,529	1,574,443	4,269,480	700,200	505,208	1,34,841	90,100	1,08,603	39,049	23,618
Explosives— Blasting fuse . . . Lbs.	89,348	132,024	158,035	119,926	142,133	62,474	77,101	86,121	68,812	78,558
" . . . No. of coils	313,800	444,200	515,080	426,300	501,300					
Firearms and parts thereof— Firearms . . . No.	3,643	2,722	4,915	1,122	1,361	2,58,871	1,58,765	2,65,326	70,916	93,161
Parts of firearms . . . Value	—	—	—	—	—	1,780	1,185	2,125	822	778
Total Firearms and parts thereof . . .	—	—	—	—	—	2,60,651	1,59,940	2,67,451	71,238	93,939
Other sorts . . .	—	—	—	—	—	14,042	12,855	13,027	8,445	11,803
Total Arms, Ammunition, and Military stores . . .	—	—	—	—	—	4,72,008	3,39,996	4,75,102	1,82,544	2,02,418
ART, WORKS OF, other than PICTURES . . .	—	—	—	—	—	6,771	18,452	7,807	7,725	11,975
ASBESTOS— Asbestos Packing . . .	—	—	—	—	—	5,176	1,15,879	27,408	20,781	5,394
Other Manufactures . . .	—	—	—	—	—	88,250	1,83,443	90,105	1,26,926	1,09,251
Total Asbestos . . .	—	—	—	—	—	1,08,426	2,99,322	1,17,513	1,47,707	1,14,645
BELTING FOR MACHINERY— Of cotton . . .	—	—	—	—	—	68,883	43,210	49,677	32,730	17,632
Of leather . . .	—	—	—	—	—	63,024	35,612	55,086	1,18,724	89,108
Of other materials (including coil) . . .	—	—	—	—	—	2,21,366	2,82,074	2,69,878	2,26,885	1,46,240
Total Belting for machinery . . .	—	—	—	—	—	4,53,273	3,60,896	3,75,541	3,78,348	1,96,975
BOBBING BOOKS, PRINTED, AND PRINTED MATTER (not being STATIONERY), including MAPS AND CHARTS Cwts.	2,372	2,184	1,493	1,173	1,000	40,985	1,95,837	2,74,306	3,78,711	2,85,240
BOOTS AND SHOES— All leather . . . Pairs	12,335	4,986	7,211	21,018	22,677	86,924	39,141	88,978	78,171	65,178
Rubber soled— With Canvas uppers . . .	472,921	177,669	54,189	68,613	20,820	5,57,939	1,59,924	80,149	80,625	9,045
" . . . With uppers of leather or other material (a) . . .	—	—	541	..	30	—	—	446	..	118
All Rubber (a) . . .	—	—	720	1,108	766	—	—	316	1,181	631
Of other materials . . .	66,471	21,014	1,271	1,748	1,565	82,018	20,290	4,276	4,323	4,073
Total Boots and Shoes . . .	551,727	203,669	63,932	93,085	45,858	7,27,476	2,19,355	74,165	1,14,250	99,245
BRUSHES AND BROOMS— Brushes— Paint and varnish brushes . . . Dozs.	88,142	34,797	31,764	52,598	39,192	60,468	60,268	63,934	83,094	66,870
Toilet brushes . . .	81,128	78,815	60,361	66,574	56,954	1,52,798	1,36,929	1,17,490	2,08,694	1,19,859
Other brushes and brooms . . .	55,751	38,743	23,131	42,742	56,259	1,00,562	70,959	50,997	63,007	92,887
Total Brushes and Brooms . . .	175,021	162,355	115,256	191,909	151,505	3,13,793	2,68,156	2,32,421	3,56,585	2,79,616

(a) Separately recorded from 1931-32.

No. 13—continued  
GERMANY—continued  
IMPORTS THEREFROM—continued

ARTICLES	QUANTITY					VALUE				
	1929-30	1930-31	1931-32	1932-33	1933-34	1929-30	1930-31	1931-32	1932-33	1933-34
BUILDING AND ENGINEERING MATERIALS, other than OF IRON, STEEL, OR WOOD—						R	R	R	R	R
Asphalt . . . . . Tons	58	27	514	921	86	3,122	2,547	45,205	60,105	7,851
Cement—										
Portland . . . . . "	4,932	3,077	1,253	772	178	2,10,306	1,45,909	55,504	34,430	7,573
Other kinds . . . . . "	156	6	20	6	5	22,314	2,685	3,757	1,905	1,172
Tiles . . . . . NO.	1,447,766	966,752	612,991	586,696	95,323	1,47,125	85,237	47,107	48,044	8,485
Other kinds . . . . . Value	—	—	—	—	—	16,436	18,425	65,392	11,793	15,654
Total Building and Engineering materials . . . . . "	—	—	—	—	—	4,09,102	2,55,054	2,17,055	1,92,372	41,045
BUTTONS OF ALL SORTS—										
Metal . . . . . "	—	—	—	—	—	4,18,188	2,16,757	2,13,608	3,65,178	3,28,075
Other sorts . . . . . "	—	—	—	—	—	1,53,731	1,05,089	56,898	58,248	60,424
Total of Buttons of all sorts . . . . . "	—	—	—	—	—	5,71,919	3,22,846	2,70,506	4,23,426	3,88,499
CANDLES OF ALL KINDS . Lbs.	50,740	10,308	41,227	2,398	7,897	10,053	3,762	5,308	1,398	2,600
CHEMICALS AND CHEMICAL PREPARATIONS (excluding CHEMICAL MANURES AND MEDICINES)—										
Acids—										
Acetic (Pyroligneous). Cwts.	1,393	1,960	1,618	1,301	1,093	53,416	63,833	44,332	39,405	36,213
Nitric . . . . . "	1,766	3,955	6,000	376	259	39,418	77,839	1,22,337	13,907	8,966
Oxalic . . . . . "	1,562	1,536	559	1,256	1,681	33,414	36,668	14,763	35,550	53,990
Sulphuric . . . . . "	1,324	1,288	227	269	455	18,328	17,316	6,894	8,141	10,282
Tartaric . . . . . "	410	337	544	561	108	40,937	29,541	44,443	45,724	15,660
Other sorts . . . . . "	2,337	2,337	2,248	2,159	898	99,073	1,10,993	1,10,975	1,04,056	46,533
Total Acids . . . . . "	8,367	11,408	11,381	5,022	4,589	2,30,036	3,36,190	3,43,734	2,46,723	1,71,644
Alum . . . . . "	1,853	1,206	1,781	527	1,316	21,920	11,104	2,772	7,999	19,815
Aluminous sulphates . . . . . cwt.	20,772	16,798	16,378	8,860	6,513	96,753	71,370	68,521	36,133	24,130
Ammonia and Salts thereof—										
Anhydrous . . . . . cwt.	273	560	485	657	295	4,770	57,248	48,052	55,017	26,219
Other sorts . . . . . "	9,618	7,123	10,956	14,693	10,363	1,91,038	1,75,139	2,38,237	2,93,141	1,68,515
Total Ammonia and salts thereof . . . . . "	9,891	7,683	11,441	15,350	10,658	2,15,808	2,32,377	2,86,289	3,48,158	1,94,774
Arsenic and its oxides . . . . . "	186	282	390	680	789	3,324	4,311	7,208	11,934	14,311
Bleaching powder (calcium hypochlorate, chloride of lime) . . . . . "	16,264	25,251	35,001	22,532	18,103	2,24,933	3,20,791	4,25,009	2,70,897	2,08,238
Carbide of calcium . . . . . "	2,059	..	..	1,265	2,003	36,090	9	2	17,569	31,196
Copper sulphate . . . . . "	7,791	5,302	5,323	3,572	2,320	1,53,357	1,11,701	93,819	43,444	27,252
Disinfectants—										
Naphthalene . . . . . "	3,359	4,360	1,929	736	1,658	47,104	50,205	19,126	9,566	21,936
Glycerine . . . . . "	414	2,007	2,375	1,432	334	19,146	89,676	35,037	44,224	12,006
Lead compounds—										
Acetate . . . . . "	3,024	2,164	2,094	1,397	1,554	84,720	58,376	58,999	48,485	34,370
Magnesium compounds—										
Chloride . . . . . "	58,410	30,760	30,513	18,103	16,104	1,11,272	87,002	89,221	69,682	53,412
Sulphate . . . . . "	58,263	43,769	16,054	9,260	11,188	1,88,051	1,50,973	57,029	30,946	34,035
Potassium compounds—										
Bichromate . . . . . "	2,269	2,297	2,962	1,480	1,468	66,661	68,813	1,09,790	52,356	50,063
Chlorate . . . . . "	18,889	19,139	12,502	16,275	7,710	3,23,646	3,40,736	2,69,543	4,10,775	1,94,100
Cyanide of Potassium . . . . . "	11	16	34	35	44	1,531	2,198	3,492	5,035	6,113
Other sorts . . . . . "	7,245	9,086	4,129	4,536	4,143	1,64,722	2,01,234	1,11,567	1,39,021	1,17,145
Total Potassium compounds . . . . . "	28,414	30,588	19,627	22,332	13,355	5,56,560	6,13,031	4,94,392	6,07,187	3,67,721
Soda compounds—										
Sodium Bicarbonate . . . . . "	44	2,941	706	69	88	1,302	26,230	5,918	1,920	1,136
" Bichromate . . . . . "	1,844	2,712	4,137	1,975	803	47,064	64,604	1,17,977	63,296	23,930
Borax . . . . . "	958	1,210	991	183	59	12,453	17,623	14,041	1,922	1,017
Caustic soda . . . . . "	7,015	21,493	23,846	623	149	1,01,343	2,82,499	3,25,171	9,806	2,059
Sodium cyanide . . . . . "	3,750	1,000	000	400	..	1,77,437	44,296	41,036	16,176	76
Sodium silicate . . . . . "	418	739	2,292	2,310	1,755	3,006	5,978	19,007	17,765	17,094
Sodium Sulphate* . . . . . "	—	—	—	5,375	4,151	—	—	—	23,785	18,636
Soda sulphide . . . . . "	10,808	16,693	8,841	1,939	3,985	85,086	1,36,626	65,137	13,980	24,708
Sodium Carbonate . . . . . "	261	9,351	13,460	22	101	2,263	65,071	92,095	517	935
Other sorts . . . . . "	9,132	12,093	13,503	3,752	6,016	1,16,621	1,30,633	1,42,671	95,077	1,45,519
Total Soda compounds . . . . . "	34,390	68,227	68,646	10,650	17,057	5,46,925	7,73,525	3,23,763	2,49,243	2,33,760

\* Separately recorded from 1932-33.



GERMANY—continued  
IMPORTS THEREFROM—continued

ARTICLES	QUANTITY					VALUE				
	1929-30	1930-31	1931-32	1932-33	1933-34	1929-30	1930-31	1931-32	1932-33	1933-34
	R	R	R	R	R	R	R	R	R	R
CHEMICALS AND CHEMICAL PREPARATIONS (excluding CHEMICAL MANURES, ETC.)—contd.										
Sulphur (Brimstone) . Cwts.	23,367	54,343	21,412	37,637	32,074	1,27,868	2,54,393	1,11,601	1,88,644	1,31,023
Zinc compounds—										
Chloride . . . . .	4,303	3,636	6,243	1,957	9,068	54,875	41,590	73,826	25,177	84,403
Others . . . . .	56	3,065	7,083	1,852	3,357	1,628	19,757	36,677	14,510	21,508
Total Zinc compounds . .	4,359	6,701	13,321	3,809	12,425	56,503	61,347	1,10,503	39,687	1,05,910
Other sorts of chemicals Value	—	—	—	—	—	15,91,232	15,69,813	15,64,377	17,78,173	14,57,122
Total Chemicals and Chemical preparations . .	—	—	—	—	—	43,76,731	47,87,694	46,55,153	40,48,400	34,37,236
CHINA CLAY . . . . . Cwts.	—	10	21	3,067	485	1	50	143	11,444	2,647
CLOCKS AND WATCHES, AND PARTS THEREOF—										
Clocks and time-pieces . No.	517,998	194,097	161,476	129,384	145,694	6,38,854	5,19,170	4,11,441	3,45,474	3,49,631
Watches . . . . .	4,086	2,951	5,324	2,990	5,004	7,445	8,052	16,200	5,324	7,515
COAL AND COKE . . . . . Ton.	..	416	804	655	710	..	12,559	26,165	20,397	21,582
CORDAGE AND ROPE OF VEGETABLE FIBRE (excluding JUTE AND COTTON) . Cwts.	348	596	939	513	181	72,784	48,934	46,996	27,003	13,259
CORK MANUFACTURES . . .	65	52	169	163	400	6,566	8,141	12,615	16,492	32,732
CUTLERY . . . . . Value	—	—	—	—	—	15,30,802	15,71,552	13,22,668	14,33,577	13,73,708
DRUGS AND MEDICINES (excluding CHEMICALS AND NARCOTICS)—										
Aloes . . . . . Cwts.	1,115	724	440	5280	393	28,331	17,485	11,485	7,658	8,665
Camphor . . . . . Lbs.	570,494	727,032	567,016	1,452,438	563,014	3,61,186	10,28,916	7,99,722	6,88,532	7,51,323
Cocaine . . . . . Ounces	459	559	490	737	598	5,245	9,158	8,663	16,027	13,780
Morphia and preparations of opium and morphia	—	—	—	—	—	9,253	17,491	14,195	8,000	12,832
Proprietary and patent medicines . . . . .	—	—	—	—	—	7,41,607	7,86,897	8,28,375	7,15,580	5,97,123
Quinine salts—										
Quinine sulphate or bisulphate . . . . . Lbs.	29,931	32,911	33,680	27,763	31,204	5,63,418	6,15,845	7,12,773	5,85,302	7,12,483
Quinine hydrochloride or dihydrochloride . .	3,218	5,298	4,205	5,847	5,256	86,232	1,27,524	1,21,535	3,15,591	1,39,943
Other sorts . . . . .	7,295	8,316	12,872	16,777	8,877	1,99,243	1,98,681	2,48,615	2,38,172	2,47,274
Total Quinine Salts . . .	40,444	46,525	50,757	40,387	45,337	8,33,908	9,41,550	10,82,923	10,39,065	10,99,500
Saccharin . . . . .	7,054	3,509	4,103	3,639	3,800	27,111	13,322	17,882	15,770	17,481
Sarsaparilla and preparations thereof . . . Value	—	—	—	—	—	839	..	1,495	10,609	831
Other sorts of drugs and medicines . . . . .	—	—	—	—	—	15,47,787	20,02,357	15,11,797	18,82,987	16,94,698
Total Drugs and Medicines . .	—	—	—	—	—	40,60,866	48,12,579	43,76,537	43,34,228	42,78,652
DYEING AND TANNING SUBSTANCES—										
Dyes obtained from coal tar—										
Alizarine (a) . . . . . Lbs.	3,584,571	—	—	—	—	18,00,430	—	—	—	—
Alizarine Dry not exceeding 40 per cent. . . . .	—	10,950	10,230	14,950	20,040	—	13,893	13,648	23,695	20,455
Alizarine Dry others . . . . .	—	10,425	4,480	1,100	5,312	—	20,315	11,510	3,012	16,337
Alizarine, Moist over 10 per cent but not exceeding 16 per cent. . . . .	—	265,470	245,616	308,150	346,780	—	98,778	1,06,206	1,86,830	1,99,595
Alizarine, Moist over 16 per cent. but not exceeding 20 per cent. . . . .	—	1,592,313	1,700,368	1,228,720	1,200,583	—	6,81,451	7,06,413	8,42,201	8,17,434
Alizarine, Moist over 20 per cent. . . . .	—	500,404	393,014	177,660	107,077	—	3,65,708	3,49,371	2,33,212	1,43,744
Total Alizarine . . . . .	—	2,369,693	2,353,708	1,723,640	1,679,772	—	11,20,140	12,77,146	12,88,950	12,08,065
Aniline* . . . . .	9,171,076	9,494,354	9,599,490	—	—	1,01,71,854	1,27,74,298	1,86,92,496	—	—
Others . . . . .	405,759	444,614	590,521	—	—	8,38,699	9,58,497	13,68,451	—	—
Congo red . . . . .	—	—	—	785,877	611,800	—	—	—	6,26,136	4,47,301
Coupling dyes of the naphthol group—										
Naphthol rapid fast colours (rapid salts and bases) . . . . .	—	—	—	285,913	417,901	—	—	—	17,95,324	17,36,756
Other salts . . . . .	—	—	—	461,544	475,376	—	—	—	10,20,998	7,18,767
Vats—										
Indigo . . . . .	—	7,168	559,076	741,833	820,704	—	10,62,933	7,16,943	11,01,740	11,69,936
Other sorts—										
Paste . . . . .	—	—	—	248,707	141,837	—	—	—	7,60,722	4,24,651
Powder . . . . .	—	—	—	181,697	241,342	—	—	—	24,69,992	30,47,611
Total Value . . . . .	—	—	—	1,172,237	1,212,948	—	—	—	48,32,454	52,41,297

\*New head introduced from 1932-33.  
(a) Separately shown under the heads immediately following from 1930-31.

No. 13—continued  
GERMANY—continued  
IMPORTS THEREFROM—continued

ARTICLES	QUANTITY					VALUE				
	1929-30	1930-31	1931-32	1932-33	1933-34	1929-30	1930-31	1931-32	1932-33	1933-34
<b>DYEING AND TANNING SUBSTANCES—contd.</b>										
Sulphur black . . . Lbs.	—	—	—	1,834,352	1,002,014	—	—	—	8,69,017	850,065
Metanil yellow . . . "	—	—	—	261,804	375,048	—	—	—	2,42,808	298,051
Auramine of Concentration of 15% and less . . . "	—	—	—	83,950	36,750	—	—	—	63,820	27,151
Rhodamines (carthamines) of concentration of 15% and less . . . "	—	—	—	30,450	38,539	—	—	—	29,261	27,916
Aniline salts . . . "	—	—	—	1,909,115	165,463	—	—	—	32,08,741	73,306
Others . . . "	—	—	—	—	1,800,329	—	—	—	—	28,00,469
Total Dyes obtained from Coal tar . . . "	18,161,400	12,315,730	13,094,755	8,559,382	8,777,535	1,28,10,893	1,59,77,868	1,69,55,030	1,35,68,170	1,36,20,344
Other sorts (including lac-dye) . . . Value	—	—	—	—	—	41,548	1,28,201	1,81,244	1,48,081	1,59,140
Total Dyeing and Tanning substances . . . "	—	—	—	—	—	1,28,52,441	1,61,06,169	1,71,36,280	1,37,16,861	1,37,79,490
<b>EARTHENWARE AND PORCELAIN—</b>										
<b>Earthenware—</b>										
Sanitary ware . . . Value	—	—	—	—	—	11,639	35,478	89,789	69,030	93,071
Other kinds . . . "	—	—	—	—	—	2,41,508	1,40,199	1,02,062	89,791	76,551
Total Earthenware . . . "	—	—	—	—	—	2,53,147	1,75,677	1,91,851	1,58,821	1,74,552
<b>Porcelain—</b>										
Electrical . . . Value	—	—	—	—	—	49,938	73,508	65,459	64,106	21,599
Other kinds . . . "	—	—	—	—	—	1,94,981	87,718	65,891	61,330	30,514
Total Earthenware and Porcelain . . . "	—	—	—	—	—	4,98,061	3,36,826	3,23,221	2,84,197	2,26,665
<b>ELECTROPLATED WARE . . . "</b>	—	—	—	—	—	18,506	12,996	6,895	30,052	4,192
<b>FIREWORKS . . . lbs.</b>	1,143,282	329,691	217,982	351,832	143,922	6,58,688	2,64,760	1,52,993	2,52,681	1,05,213
<b>FURNITURE AND CABINETWARE—</b>										
Bedsteads . . . Value	—	—	—	—	—	4,005	240	2,419	1,204	2,880
Furniture of wood (other than bedsteads) . . . "	—	—	—	—	—	32,319	33,130	70,809	18,764	6,988
Furniture of other materials (other than bedsteads) . . . "	—	—	—	—	—	80,857	26,214	31,704	42,577	48,059
Mouldings . . . "	—	—	—	—	—	5,22,904	3,25,574	1,94,018	2,75,561	1,11,622
Total Furniture and Cabinetware . . . "	—	—	—	—	—	6,40,085	3,85,218	2,99,938	3,38,108	1,69,544
<b>GELATINE . . . Cwts.</b>	91	175	49	79	27	6,982	12,347	5,031	7,445	1,952
<b>GLASS AND GLASSWARE—</b>										
Bangles . . . Value	—	—	—	—	—	1,66,860	61,244	82,006	30,480	43,012
Beads and false pearls . Cwts.	1,669	944	466	629	400	1,75,127	1,16,729	67,510	75,935	74,814
<b>Bottles and phials—</b>										
Sodawater bottles . Gross	27,711	17,450	17,347	10,657	6,033	7,23,612	4,03,947	4,50,116	2,50,050	1,63,070
Others . . . "	64,875	60,458	61,155	50,296	49,918	4,90,660	3,89,621	4,80,950	3,73,799	3,27,317
Funnels, globes, and glass parts of lamps . Value	—	—	—	—	—	0,15,233	4,32,584	3,42,681	3,58,890	2,20,803
Scientific glassware . . . "	—	—	—	—	—	75,530	83,070	78,405	85,351	61,342
Sheet and plate . Sq. Feet	659,485	1,301,057	838,372	968,291	706,362	1,55,007	1,72,300	1,12,570	1,44,385	79,156
Tableware (including decanters, tumblers, etc.) . Value	—	—	—	—	—	1,15,168	1,10,987	72,872	42,000	30,235
Other glassware . . . "	—	—	—	—	—	5,70,052	4,61,984	3,61,769	4,10,560	3,43,339
Total Glass and Glassware . . . "	—	—	—	—	—	34,18,257	23,50,466	20,33,872	17,72,110	13,44,288
<b>GLUE . . . Cwts.</b>	3,401	3,377	3,462	3,212	3,040	84,941	85,611	77,985	63,830	64,698
<b>GRANITE, CRUQUABLES . Tons</b>	282	666	955	470	948	9,930	22,447	30,787	21,071	38,578
<b>GUMS AND RESINS . Cwts.</b>	268	857	1,050	717	2,323	8,099	34,566	24,558	21,171	30,811
<b>HARDWARE—excluding OUTLETTING AND ELECTROPLATED WARE—</b>										
<b>Agricultural Implements Value</b>										
Buckets of tinned or galvanised iron . . . "	—	—	—	—	—	39,184	70,402	23,381	25,747	13,978
Builders' hardware, such as locks, hinges, door bolts, etc. . . "	—	—	—	—	—	35,014	22,020	10,750	2,685	7,012
	—	—	—	—	—	23,42,959	13,33,277	10,17,688	15,43,178	11,71,069

No. 13—continued

GERMANY—continued  
IMPORTS THEREFROM—continued

ARTICLES	QUANTITY					VALUE				
	1929-30	1930-31	1931-32	1932-33	1933-34	1929-30	1930-31	1931-32	1932-33	1933-34
CHEMICALS AND CHEMICAL PREPARATIONS (excluding CHEMICAL MANURES, ETC.)—contd.						R	R	R	R	R
Sulphur (Brimstone) . Cwts.	23,367	54,243	21,412	37,637	32,074	1,27,888	2,54,398	1,11,601	1,88,644	1,31,022
Zinc compounds—										
Chloride . . . . .	4,303	3,036	6,248	1,957	9,008	54,375	41,590	78,826	26,177	84,402
Others . . . . .	56	3,065	7,083	1,852	3,357	1,828	10,757	36,077	14,510	21,508
Total Zinc compounds . . .	4,359	6,701	13,331	3,809	12,425	56,503	61,347	1,10,508	39,687	1,05,910
Other sorts of chemicals Value	—	—	—	—	—	15,91,232	15,60,813	15,64,377	17,78,173	14,67,122
Total Chemicals and Chemical preparations . . .	—	—	—	—	—	48,76,781	47,87,694	40,65,153	40,48,490	84,37,236
CHINA CLAY . . . . . Cwts.	—	10	21	3,067	485	1	50	143	11,444	2,647
CLOCKS AND WATCHES, AND PARTS THEREOF—										
Clocks and time-pieces . No.	517,098	194,097	161,476	128,384	145,694	6,58,854	5,19,170	4,11,441	3,45,474	3,49,681
Watches . . . . .	4,086	2,951	5,324	2,990	5,004	7,445	8,052	16,200	5,324	7,515
COAL AND COKE . . . . . Ton.	..	410	804	655	710	..	12,569	20,105	20,367	21,582
CORDAGE AND ROPE OF VEGETABLE FIBRE (excluding JUTE AND COTTON) . Cwts.	848	506	939	513	181	72,784	48,934	46,996	27,003	13,259
CORK MANUFACTURES . . .	65	52	169	163	400	6,566	8,141	12,615	16,492	32,732
CUTLERY . . . . . Value	—	—	—	—	—	16,80,802	15,71,552	13,22,668	14,83,577	13,73,708
DRUGS AND MEDICINES (excluding CHEMICALS AND NARCOTICS)—										
Aloes . . . . . Cwts.	1,115	724	440	5,280	393	28,321	17,685	11,485	7,658	8,006
Camphor . . . . . Lbs.	570,494	727,032	567,016	1,452,438	563,014	8,61,186	10,23,016	7,99,722	6,38,532	7,51,323
Cocaine . . . . . Ounces	459	569	490	737	593	5,245	9,158	8,063	16,027	13,780
Morphia and preparations of opium and morphia Value	—	—	—	—	—	9,352	17,491	14,195	8,000	12,832
Proprietary and patent medicines . . . . .	—	—	—	—	—	7,41,607	7,86,897	8,28,375	7,15,580	5,97,123
Quinine salts—										
Quinine sulphate or bisulphate . . . . . Lbs.	29,931	32,911	33,680	27,763	31,204	5,68,418	6,15,345	7,12,773	5,86,302	7,12,183
Quinine hydrochloride or dihydrochloride . . . . .	3,218	5,298	4,205	5,847	5,256	86,232	1,27,524	1,21,535	2,15,591	1,39,943
Other sorts . . . . .	7,295	8,316	12,372	16,777	8,377	1,89,258	1,98,681	2,48,615	2,38,172	2,47,274
Total Quinine Salts . . . . .	40,444	46,525	50,257	40,387	45,337	8,38,908	9,41,550	10,82,923	10,39,065	10,99,500
Saccharin . . . . .	7,054	3,509	4,103	3,639	3,800	27,111	13,822	17,882	15,770	17,481
Sarsaparilla and preparations thereof . . . . . Value	—	—	—	—	—	839	..	1,405	10,809	831
Other sorts of drugs and medicines . . . . .	—	—	—	—	—	15,47,767	20,02,357	15,11,707	18,82,987	16,94,598
Total Drugs and Medicines . . . . .	—	—	—	—	—	40,60,860	48,12,579	42,76,537	43,34,228	42,78,652
DYEING AND TANNING SUBSTANCES—										
Dyes obtained from coal tar—										
Alizarine (a) . . . . . Lbs.	3,584,571	—	—	—	—	18,00,430	—	—	—	—
Alizarine Dry not exceeding 40 per cent. . . . .	—	10,980	10,230	14,950	20,040	—	13,898	13,646	23,695	20,455
Alizarine Dry others . . . . .	—	10,428	4,480	1,160	5,312	—	20,315	11,510	3,012	10,837
Alizarine, Moist over 10 per cent but not exceeding 16 per cent. . . . .	—	265,470	245,616	308,150	340,760	—	98,773	1,06,206	1,86,836	1,99,595
Alizarine, Moist over 16 per cent. but not exceeding 20 per cent. . . . .	—	1,582,313	1,700,368	1,226,720	1,200,683	—	6,81,451	7,96,413	8,42,201	8,17,434
Alizarine, Moist over 20 per cent. . . . .	—	500,404	393,014	177,660	107,077	—	3,65,708	3,49,371	2,33,212	1,43,744
Total Alizarine . . . . .	—	2,369,693	2,353,708	1,728,640	1,679,772	—	11,80,140	12,77,140	12,88,950	12,08,005
Aniline* . . . . .	9,171,076	9,494,854	9,890,400	—	—	1,01,71,854	1,27,76,298	1,36,02,496	—	—
Others . . . . .	405,759	444,616	590,581	—	—	8,38,609	9,58,497	12,08,451	—	—
Congo red . . . . .	—	—	—	785,377	611,800	—	—	—	6,26,136	4,47,301
Coupling dyes of the naphthol group—										
Naphthol rapid fast colours (rapid salts and bases) . . . . .	—	—	—	285,013	417,901	—	—	—	17,05,824	17,36,756
Other salts . . . . .	—	—	—	461,544	475,376	—	—	—	10,20,998	7,18,767
Vats—										
Indigo . . . . .	—	7,168	559,976	741,833	829,764	—	10,62,938	7,16,943	11,01,740	11,09,035
Other sorts—										
Paste . . . . .	—	—	—	248,707	141,837	—	—	—	7,60,722	4,24,651
Powder . . . . .	—	—	—	181,097	241,342	—	—	—	24,69,992	36,47,611
Total Vats . . . . .	—	—	—	1,172,237	1,212,948	—	—	—	48,32,454	52,41,297

\*New head introduced from 1932-33.

(a) Separately shown under the heads immediately following from 1930-31.

No. 13—continued  
GERMANY—continued  
IMPORTS THEREFROM—continued

ARTICLES	QUANTITY					VALUE				
	1929-30	1930-31	1931-32	1932-33	1933-34	1929-30	1930-31	1931-32	1932-33	1933-34
						R	R	R	R	R
<b>INSTRUMENTS, APPARATUS, AND APPLIANCES, AND PARTS THEREOF—contd.</b>										
<b>Musical—</b>										
Pianos and Piano-players, complete . . . No.	133	70	82	17	8	1,26,152	65,874	28,593	14,111	8,167
Talking machines and accessories—										
Talking machines . . .	2,489	1,801	1,163	1,038	498	52,734	46,852	37,000	31,023	10,462
Records . . .	19,650	69,590	65,240	31,487	16,418	17,861	62,930	56,068	25,252	13,747
Accessories . . . Value	—	—	—	—	—	1,87,445	1,18,242	1,32,596	1,76,081	1,32,278
Other sorts, including parts of musical instruments . . .	—	—	—	—	—	8,09,265	2,46,428	2,76,657	2,70,288	2,16,456
<b>Total Musical . . .</b>	—	—	—	—	—	7,58,457	5,39,926	5,30,014	5,16,065	3,81,070
<b>Optical</b>										
Photograph—										
Cinematograph—										
Raw films . . . Length in feet	9,419,374	12,433,181	8,416,985	11,933,492	16,895,271	4,23,785	5,16,041	3,50,850	5,96,069	7,58,364
Exposed films . . .	540,237	442,720	1,105,115	165,814	120,980	69,271	82,660	1,02,805	41,607	31,560
<b>Total of Cinematograph films . . .</b>	9,959,611	12,875,901	9,521,800	12,099,306	17,016,951	4,93,054	5,98,601	5,19,661	6,37,667	7,89,924
Photographic other than Cinematograph films . . . Value	—	—	—	—	—	5,81,886	6,68,621	6,04,271	7,36,448	7,46,841
Scientific and photographic . . .	—	—	—	—	—	8,55,116	3,81,164	3,00,797	4,05,868	2,76,909
Special . . .	—	—	—	—	—	6,08,650	5,34,794	4,06,807	4,12,863	3,80,760
Wireless apparatus . . .	—	—	—	—	—	78,577	88,800	47,258	48,809	56,914
Other kinds . . .	—	—	—	—	—	1,88,545	2,35,551	1,72,805	2,17,218	2,85,335
<b>Total Instruments, Apparatus, and Appliances, and parts thereof . . .</b>	—	—	—	—	—	77,15,012	75,24,106	61,41,970	65,82,065	55,94,181
<b>IVORY—</b>										
Unmanufactured . . . Lbs.	84,660	42,986	16,774	28,170	18,116	2,80,569	2,94,022	1,15,448	1,98,887	1,03,187
<b>JEWELLERY (excluding IMITATION JEWELLERY, AND PRECIOUS STONES AND PEARLS, UNSET), ALSO PLATE OF GOLD AND SILVER—</b>										
Jewellery . . . Value	—	—	—	—	—	30,002	53,158	9,118	9,102	20,014
Plate, of gold and silver . . .	—	—	—	—	—	10,466	17,472	5,892	15,586	6,808
<b>Total Jewellery . . .</b>	—	—	—	—	—	40,468	75,630	15,010	24,688	25,907
<b>LEATHER—</b>										
Hides, tanned or dressed . . .										
Tons . . .	..	..	..	5	..					
No. . .	..	..	..	6,030	1,078	3,968	9,300	9,278	38,689	6,446
Skins, tanned or dressed . . .										
Tons . . .	3	3	12	35	31					
No. . .	—20,811	—15,877	—50,987	—1,05,027	—85,015	78,200	78,441	1,76,845	2,91,315	2,91,466
Unwrought . . . Cwts.	109	68	348	1,723	4,628	51,853	37,188	39,620	76,548	1,00,009
Leather cloth (including artificial leather) . . . Sq. yds.	56,471	64,213	19,988	10,068	17,239	37,160	46,588	18,860	5,846	8,663
Manufactures (excluding boots and shoes and belting for machinery)—										
Bags and trunks . . . Cwts.	83	84	42	25	48	25,223	15,401	18,454	11,388	21,147
Pickers . . .	15	46	125	94	66	2,223	7,582	18,349	14,210	9,282
Picking bands and straps . . .	117	185	182	169	64	29,186	33,228	29,122	44,723	17,159
Roller Skins . . .	..	3	19	27	55	1,037	3,135	16,749	27,810	39,538
Other sorts . . . Value	—	—	—	—	—	71,411	48,692	63,320	65,989	38,698
<b>Total Leather . . .</b>	—	—	—	—	—	3,00,286	2,79,505	3,89,997	5,75,467	5,82,143
<b>LIQUORS including DENATURED AND PERFUMED SPIRITS—</b>										
<b>Alc, beer and porter—</b>										
Alc and beer—										
In bottle . . . Gals.	1,045,522	898,160	550,089	505,074	373,338	29,98,572	35,11,272	14,56,322	14,24,922	10,58,088
In bulk . . .	2,627	5,235	4,554	1,983	2,100	7,785	10,830	20,055	5,899	6,126

No. 13—continued  
GERMANY—continued

IMPORTS THEREFROM—continued

ARTICLES	QUANTITY					VALUE				
	1929-30	1930-31	1931-32	1932-33	1933-34	1929-30	1930-31	1931-32	1932-33	1933-34
						lit	R	R	R	R
<b>LIQUORS including DENATURED AND PERFUMED SPIRITS—contd.</b>										
Spirits -										
Brandy . . . . Gals.	86,448	19,044	5,072	3,460	2,741	1,88,693	1,08,625	96,238	20,211	23,202
Liqueurs . . . . "	803	080	245	236	427	19,208	11,033	5,085	5,735	8,732
Rum . . . . "	6,518	3,145	522	138	127	26,371	13,037	3,158	810	1,040
Whisky . . . . "	4,944	2,610	524	284	535	26,222	15,753	4,493	2,698	5,508
Spirit, present in drugs, medicines, or chemicals . . . . "	5,525	6,470	4,586	4,815	4,038	1,19,069	1,39,515	92,381	1,09,800	1,10,727
Spirit, perfumed . . . . "	3,696	2,946	3,172	1,110	2,252	1,88,444	1,06,024	1,02,900	83,249	1,48,935
Other sorts . . . . "	2,987	1,502	1,134	928	1,425	74,151	30,067	24,001	17,259	35,545
Total Spirit . . . . "	59,916	36,415	15,855	11,208	12,445	6,37,058	4,76,354	3,23,265	2,46,798	3,39,875
<b>Wines—</b>										
Champagne and other sparkling wines . . . . "	1,457	1,201	548	778	1,146	29,792	21,118	9,170	16,542	20,960
Still red wines other than port . . . . "	3,717	3,419	1,711	2,374	2,898	25,103	24,790	10,126	14,211	16,968
Still white wines other than sherry, madeira and marsala . . . . "	1,404	1,013	686	1,147	1,380	15,909	11,306	7,551	13,097	15,287
Other sorts including Vermouth and ginger wine . . . . "	1,477	1,793	888	225	665	9,033	17,498	5,000	1,385	4,497
Total Wines . . . . "	8,055	7,426	3,828	4,524	6,089	79,887	74,718	32,840	45,235	57,732
Other sorts of liquors . . . . "	133	41	..	600	200	325	86	..	1,776	550
Total Liquors . . . . "	1,116,253	942,277	574,276	523,449	304,172	37,23,627	30,73,260	18,43,488	17,23,624	14,57,351
<b>MACHINERY AND MILLWORK—</b>										
<b>Prime-movers (other than electrical)—</b>										
<b>Locomotives (including those for railways)—</b>										
Oil engines . . . . No.	..	1	4	..	2	..	5,236	24,480	..	488
Parts of oil engines . . . . Value	—	—	—	—	—	24,375	4,021	2,371	261	1,329
Steam Engines . . . . No.	17	5	3	3	15	6,84,255	33,300	28,283	9,243	1,909
Parts of Steam Engines . . . . Value	—	—	—	—	—	33,848	9,292	30,395	50,206	8,566
Railway Locomotives, engines, tenders and parts thereof . . . . "	—	—	—	—	—	44,67,262	27,87,308	14,91,733	3,02,224	2,91,954
Other than Locomotives—										
Gas Engines . . . . No.	6	4	3	1	..	65,490	1,594	5,554	6,258	..
Parts of Gas Engines . . . . Value	—	—	—	—	—	12,248	1,266	..	565	60
Oil Engines . . . . No.	230	195	116	245	256	6,72,696	3,90,718	4,04,423	3,14,801	4,24,107
Parts of Oil Engines . . . . Value	—	—	—	—	—	1,01,833	1,56,829	95,491	78,097	93,376
Steam Engines . . . . No.	1	..	..	5	18	275	..	..	71,914	91,643
Parts of Steam Engines . . . . Value	—	—	—	—	—	4,850	4,122	9,498	13,096	18,094
Others . . . . "	—	—	—	—	—	62,303	21,577	5,509	48,155	10,013
<b>Electrical machinery of all kinds, not including instruments, apparatus, and appliances, and parts thereof—</b>										
Control and switch gear . . . . "	—	—	—	—	—	2,50,804	1,63,205	2,06,261	1,21,491	1,29,820
Generators, alternators and dynamos . . . . "	—	—	—	—	—	2,85,358	1,74,075	3,09,253	1,10,892	1,43,040
Motors . . . . "	—	—	—	—	—	2,51,833	2,56,682	2,57,627	2,50,104	2,98,829
Transformers . . . . "	—	—	—	—	—	1,34,294	98,223	55,100	29,457	40,177
Turbogenerating sets . . . . "	—	—	—	—	—	7,484	1,598	97,598	..	7,968
Others . . . . "	—	—	—	—	—	7,54,653	9,80,782	5,79,721	6,06,899	4,76,008
Total Electrical machinery of all kinds, etc. . . . "	—	—	—	—	—	16,30,336	16,74,565	15,05,560	10,36,933	10,86,742
<b>Machinery, not being prime-movers or electrical machinery—</b>										
Aerated water making machinery . . . . "	—	—	—	—	—	40,486	34,740	10,472	8,432	2,808
Agricultural tractors and parts . . . . "	—	—	—	—	—	3,733	6,025	10,936	13,158	20,723
Other sorts . . . . "	—	—	—	—	—	1,16,517	80,143	28,641	64,100	93,270
Boilers . . . . "	—	—	—	—	—	2,20,614	9,61,237	7,03,521	1,10,331	1,68,631
Boot and shoe manufacturing machinery . . . . "	—	—	—	—	—	..	825	10,422	893	4,618

No. 13—continued  
GERMANY—continued  
IMPORTS THEREFROM—continued

ARTICLES	QUANTITY					VALUE				
	1929-30	1930-31	1931-32	1932-33	1933-34	1929-30	1930-31	1931-32	1932-33	1933-34
<b>MACHINERY AND MILLWORK—</b> <i>continued</i>						R	R	R	R	R
Machinery not being prime-movers or electrical machinery— <i>continued</i>										
Leather tanning and curing machinery . Value	—	—	—	—	—	61,165	4,523	1,657	7,455	12,801
Metal working machinery ..	—	—	—	—	—	3,15,330	1,87,769	2,77,684	2,92,040	2,03,579
Mining Machinery . "	—	—	—	—	—	90,000	7,112	60,503	796	163
Oil crushing and refining machinery . "	—	—	—	—	—	10,30,865	5,56,481	7,56,940	5,23,094	5,66,246
Paper mill machinery ..	—	—	—	—	—	17,335	30,136	27,298	26,802	46,002
Pumping Machinery (a) ..	—	—	—	—	—	—	—	—	—	1,26,357
Refrigerating machinery ..	—	—	—	—	—	17,367	14,018	13,081	57,326	18,346
Rice and flour mill machinery . . "	—	—	—	—	—	6,98,500	4,10,418	2,99,014	3,41,785	1,51,006
Saw mill and wood working machinery ..	—	—	—	—	—	25,689	16,410	23,550	23,030	28,809
Sewing and knitting machines and parts thereof—										
Sewing and knitting machines . No.	19,099	14,823	12,566	10,631	13,795	16,04,344	12,48,794	10,38,773	9,95,953	11,00,023
Parts of sewing and knitting machines and accessories Value	—	—	—	—	—	96,219	1,23,210	1,03,271	1,00,027	2,28,828
Total Sewing and Knit- ting machines, etc. "	—	—	—	—	—	17,00,563	13,72,004	11,32,044	11,95,980	13,32,856
Sugar machinery . "	—	—	—	—	—	8,332	23,233	1,18,670	17,83,640	33,11,442
Tea machinery . . "	—	—	—	—	—	9,978	48,269	1,106	36,526	555
Textile machinery—										
Cotton—										
Bleaching and dyeing machinery . "	—	—	—	—	—	95,077	90,062	93,724	74,619	2,04,410
Printing Machinery ..	—	—	—	—	—	237	6,163	2,309	73,835	33,385
Spinning ..	—	—	—	—	—	3,31,579	2,68,061	5,01,646	2,02,726	3,63,440
Weaving . . "	—	—	—	—	—	7,57,378	2,33,061	4,65,361	5,58,229	9,50,144
Other sorts . . "	—	—	—	—	—	62,660	1,24,462	1,49,104	3,00,693	2,76,044
Jute machinery . "	—	—	—	—	—	83,615	19,652	30,810	28,772	25,420
Shuttles (excluding those for sewing machines) . . "	—	—	—	—	—	2,103	5,567	41,767	9,444	1,567
Wool machinery . "	—	—	—	—	—	3,94,094	3,570	20,004	39,064	20,724
Other sorts . . "	—	—	—	—	—	1,70,251	1,27,346	4,25,579	3,26,362	4,17,116
Total Textile machinery ..	—	—	—	—	—	10,47,794	8,77,858	16,20,304	16,13,744	22,92,274
Typewriters and parts ..	—	—	—	—	—	70,477	84,059	50,497	18,476	35,518
Other sorts of machinery ..	—	—	—	—	—	33,39,256	20,00,466	22,42,362	17,71,108	26,87,124
Total Machinery and Millwork . . "	—	—	—	—	—	1,73,70,376	1,18,06,445	1,12,27,134	98,05,667	1,31,77,104
<b>MANURES—</b>										
Nitrogenous—										
Nitrate of Soda . Tons	130	70	520	165	205	20,761	10,695	60,202	21,816	25,290
Sulphate of Ammonia ..	2,286	300	120	236	10	3,33,245	23,320	14,545	34,080	1,635
Others (b) . . "	—	—	—	—	—	—	—	151	45	—
Potassic—										
Muriate of potash . "	7,482	4,116	3,258	1,024	1,155	8,65,936	4,57,564	3,85,405	1,41,932	1,48,320
Others . . . "	—	—	1,151	112	206	—	—	1,09,268	20,514	45,814
Phosphatic—										
Super Phosphate . "	—	—	130	252	—	—	—	9,384	14,166	—
Others . . . "	4,071	2,299	60	80	31	5,39,813	2,04,136	2,819	3,781	12,688
Compounds—										
Ammonium Phosphate ..	—	—	20	3	—	—	—	12,020	2,408	—
Others . . . "	150	1	67	250	50	31,910	128	14,811	12,185	7,537
Total Manures ..	14,119	6,686	5,326	2,172	1,797	17,90,665	7,56,343	6,15,114	2,50,927	2,41,296
<b>METALS AND ORES—</b>										
Aluminium—										
Wrought—										
Circles . . Cwts	12,876	13,936	5,423	157	4,163	10,20,392	10,60,789	3,84,188	10,500	3,01,614
Sheets . . "	175	217	372	108	314	17,156	17,742	39,654	16,154	26,393
Other manufactures ..	2,536	1,839	1,816	3,057	2,022	3,48,390	2,22,368	2,08,147	3,65,116	2,64,977

(a) Separately recorded from 1933-34.  
(b) " " " 1931-32.

## No. 13—continued

GERMANY—continued  
IMPORTS THEREFROM—continued

ARTICLES	QUANTITY					VALUE				
	1920-30	1930-31	1931-32	1932-33	1933-34	1920-30	1930-31	1931-32	1932-33	1933-34
	U	U	U	U	U	U	U	U	U	U
<b>METALS AND ORES—continued</b>										
Brass, Bronze, and similar alloys and manufactures thereof— Wrought— Mixed or yellow metal, for sheathing . . . cwt.	231,884	218,554	179,491	236,799	170,401	1,13,62,038	88,81,076	62,72,678	72,16,033	47,37,831
Rods . . . "	2,808	5,179	3,144	5,132	218	1,23,338	1,05,931	90,690	1,36,353	7,276
Sheets . . . "	5,265	1,602	3,060	1,244	1,619	2,62,409	79,706	1,11,282	52,988	58,491
Tubes . . . "	1,218	1,456	937	1,084	775	84,862	83,806	45,254	47,403	35,179
Wire . . . "	301	629	872	1,213	531	21,303	34,928	38,090	46,878	19,694
Other sorts . . . "	10,133	11,499	11,670	10,789	1,775	6,90,417	6,50,346	4,82,706	5,04,326	1,73,812
<b>Total Brass, Bronze, etc. . . "</b>	<b>251,659</b>	<b>238,919</b>	<b>199,180</b>	<b>256,261</b>	<b>175,319</b>	<b>1,25,43,917</b>	<b>98,76,881</b>	<b>70,40,780</b>	<b>80,08,036</b>	<b>50,82,283</b>
Copper— Old for remanufacture . . . "	..	1	801	174	..	..	27	29,528	5,223	..
Wrought— Bricks . . . "	338	127	..	..	2,410	18,545	4,080	..	..	69,650
Sheets . . . "	42,489	49,897	58,354	181,553	95,148	26,07,956	24,72,794	24,82,108	62,41,802	28,84,199
Rods . . . "	1,368	1,509	3,496	3,752	1,870	1,22,694	80,929	1,20,455	1,17,334	55,834
Tubes . . . "	687	1,287	1,767	1,553	2,100	59,945	81,816	84,134	67,103	83,361
Wire excluding wire of telegraph and telephone . . . "	920	916	871	2,175	1,000	62,959	49,633	40,670	87,355	30,750
Others . . . "	1,575	1,443	2,398	3,379	1,083	1,99,126	1,70,580	1,22,641	2,04,782	90,930
<b>Total Copper . . . "</b>	<b>47,977</b>	<b>55,180</b>	<b>67,675</b>	<b>192,588</b>	<b>103,713</b>	<b>30,71,225</b>	<b>28,59,858</b>	<b>23,85,536</b>	<b>67,23,599</b>	<b>32,28,724</b>
<b>Ferro-alloys (a) . . . Tons</b>	—	103	68	348	166	—	22,608	12,297	95,255	36,460
German silver (including nickel silver) . . . Cwt.	4,870	4,114	3,128	802	2,467	4,23,338	3,52,737	2,33,049	69,818	1,44,321
<b>Iron—</b>										
<b>Manufactures—</b>										
Angle, bolt and rod Tons	2	502	1,535	1	511	413	44,384	1,43,868	230	49,190
Bars and channels . . . "	62	575	53	14	26	15,420	63,658	18,211	3,567	6,026
<b>Steel—</b>										
Angle and Tee . . . "	791	624	130	16	150	76,975	53,801	11,256	1,741	11,713
Spring . . . "	67	167	..	2	1	10,075	19,455	..	698	906
Bars, other than cast . . . "	10,353	2,794	1,870	2,829	3,142	11,31,490	2,70,673	1,68,261	2,62,910	2,95,016
<b>Cast—</b>										
<b>Tool Steel—</b>										
High speed . . . "	32	14	7	11	17	86,409	22,437	11,323	17,838	25,702
Carbon . . . "	36	14	5	26	19	24,817	5,462	3,004	11,045	10,633
Cast Steel Bars . . . "	4	56	5	21	5	2,716	21,041	4,580	25,193	11,568
Other cast steel . . . "	79	154	33	132	41	19,740	39,507	23,147	43,291	12,467
Ingots, blooms, billets and slabs . . . "	7,319	30	..	..	..	5,86,457	2,882	..	..	200
<b>Total Steel . . . "</b>	<b>18,681</b>	<b>3,653</b>	<b>1,600</b>	<b>3,083</b>	<b>3,375</b>	<b>19,38,799</b>	<b>4,84,257</b>	<b>2,16,571</b>	<b>3,02,486</b>	<b>3,68,210</b>
<b>Iron or Steel—</b>										
Beams, channels, pillars, girders, and bridgework . . . "	6,845	8,614	5,973	1,138	2,295	7,70,944	6,05,268	4,66,469	75,833	1,78,080
Bolts and nuts . . . "	1,924	895	861	728	740	6,48,165	3,20,565	2,76,678	3,22,701	2,05,433
Fencing materials including fencing wire . . . "	3,893	2,103	1,196	1,464	1,256	10,77,862	5,69,881	3,55,844	5,81,042	4,28,306
Hoops and strips . . . "	3,013	3,457	1,334	2,017	3,521	4,35,975	4,08,104	1,51,159	3,64,273	4,84,425
Nails, rivets and washers (excluding wire nails) . . . "	1,547	1,217	789	625	386	3,95,041	3,13,793	2,05,833	2,42,438	1,49,017
Pipes and fittings, cast . . . "	409	91	13	36	21	1,05,729	22,758	7,297	13,370	9,710
Rails, chains and shackles, etc. . . "	3,225	498	340	506	355	2,61,920	49,788	40,732	50,548	43,146
<b>Screws—</b>										
Wood . . . "	245	232	37	45	8	1,34,526	1,25,550	18,120	23,420	4,055
Metal thread . . . "	78	47	10	8	5	88,934	21,529	6,835	3,098	2,066

(a) Separately recorded from 1930-31.

## No. 13—continued

GERMANY—continued  
IMPORTS THEREFROM—continued

ARTICLES	QUANTITY					VALUE				
	1929-30	1930-31	1931-32	1932-33	1933-34	1929-30	1930-31	1931-32	1932-33	1933-34
<b>METALS AND ORMS—continued</b>						R	R	R	R	R
<i>Iron or Steel—continued</i>										
Sheets and Plates—										
Galvanized—										
Corrugated . Tons	2,056	3,198	117	143	30	4,22,162	5,74,711	19,087	10,646	3,835
Plain . "	1,849	1,667	972	333	55	3,19,233	2,70,592	1,40,158	49,803	8,564
Tinned—										
Tinplates protected "	..	..	6	71	1,924	380	39	1,458	22,804	5,34,632
Not galvanized (or tinned—										
Sheets up to 1/4 inch thick . "	66	58	11	2	26	0,973	6,395	1,551	1,951	5,572
Plates over 1/4 inch thick . "	987	144	56	1	11	1,08,930	17,613	8,020	255	1,186
Other sorts . "	3	554	..	..	..	427	91,208	..	..	..
Total Sheets and Plates "	4,900	5,619	1,162	550	2,046	8,56,105	9,60,458	1,70,880	93,049	5,53,880
Sleepers and Keys of steel or iron for Railways . "	411	376	286	16	50	43,832	37,086	31,167	1,188	6,544
Tubes, pipes, and fittings, wrought "	6,204	5,835	3,305	4,385	3,503	16,58,122	16,47,663	9,57,202	10,79,533	7,66,949
Wire nails . "	2,414	2,072	2,325	2,335	1,130	4,14,128	3,21,905	3,62,633	4,20,880	1,80,610
Wire rope—										
Black . "	14	136	150	128	130	6,509	71,865	62,262	66,412	59,099
Galvanized . "	283	324	319	223	195	1,25,486	1,34,120	99,601	90,400	75,410
Wire, other than fencing wire . "	2,818	6,594	4,450	3,994	2,805	5,87,900	10,58,215	6,90,275	6,89,092	4,10,565
Other manufactures of iron or steel . "	1,615	700	895	797	242	3,58,683	1,76,087	2,06,669	1,67,029	98,016
Total of Iron or Steel . "	33,083	33,315	23,415	18,990	18,756	79,15,551	69,94,319	41,07,706	41,75,211	37,27,356
Lead—										
Wrought—										
Pipes and tubes . Cwts.	454	808	809	422	912	11,539	10,437	17,915	14,400	13,243
Other sorts . "	267	389	608	110	842	6,784	8,058	16,724	4,395	43,358
Total Lead (excluding ore) "	721	1,197	1,417	541	1,754	18,323	24,495	34,639	18,795	56,606
Quicksilver . . Lbs.	7,329	5,371	193	2,234	4,448	30,927	23,495	971	10,728	10,563
Tin . . . Cwts.	27	33	50	53	156	5,480	5,058	5,544	6,613	27,033
Zinc or Spelter—										
Unwrought . "	72,861	15,837	17,158	27,407	17,138	14,52,746	2,21,521	1,99,421	3,09,032	2,16,917
Wrought or manufac- tured . "	6,552	5,438	5,027	1,342	2,061	1,63,189	1,55,059	89,621	20,595	44,208
Metals, unenumerated "	2,144	4,042	3,028	2,748	2,078	1,09,885	1,62,195	84,895	94,245	71,193
Total Metals (excluding Ores) . . . Tons	77,553	61,036	41,966	46,644	36,306	2,90,75,127	2,25,61,424	1,56,89,598	2,02,90,480	1,36,18,664
MICA—										
In blocks . . . Cwts.	145	27	65	3	1	6,659	5,302	14,250	112	1,072
In splittings . "	94	82	108	15	..	8,114	12,256	6,321	1,200	..
Total of Mica . "	239	109	173	18	1	14,773	17,558	20,571	1,312	1,072
Oils—										
Animal—										
Fish oil . . . Gals.	..	17,348	6,983	50,604	102,891	..	15,019	5,214	81,288	1,32,613
Essential—										
Synthetic . . "	1,049	804	615	1,578	3,043	41,021	31,455	21,857	73,178	1,43,237
Other sorts . "	3,817	4,475	5,304	5,980	3,679	3,75,603	1,81,089	1,32,498	1,70,860	69,247
Total Essential Oils "	4,866	5,279	5,919	6,653	7,622	4,17,264	2,12,544	1,54,950	2,44,038	2,28,504
Mineral—										
Fuel oils . "	..	..	8,513	224,203	..	..	..	8,251	62,153	..
Lubricating oils . "	54,734	195,197	38,195	225,286	152,385	45,569	1,50,712	57,283	2,63,292	1,42,021
White oils . . "	2,352,521	906,944	709,886	569,456	279,791	21,21,500	7,41,368	5,21,929	4,26,806	1,64,079
Petroleum dangerous flashing below 76° F including petrol benzine and benzol. "	..	..	..	717,706	1,100	..	..	..	4,20,193	2,800
Paints, solutions and compositions, dan- gerous, flashing below 76° F . "	1,083	2,570	4,785	6,931	4,252	31,042	24,330	38,855	46,489	30,004





No. 13—continued  
GERMANY—continued  
IMPORTS THEREFROM—continued

ARTICLES	QUANTITY					VALUE				
	1929-30	1930-31	1931-32	1932-33	1933-34	1929-30	1930-31	1931-32	1932-33	1933-34
						R	R	R	R	R
<b>PAPER-MAKING MATERIALS—</b>										
Pulp of wood . . . Cwts.	81,640	80,867	45,976	1,322	10,550	2,84,136	2,76,340	3,42,382	8,955	72,549
PERFUMERY . . . Value	—	—	—	—	—	38,546	32,008	38,309	40,007	12,083
PLANTS, LIVING . . . "	—	—	—	—	—	16,809	13,237	14,181	18,746	22,325
Polishes . . . "	—	—	—	—	—	20,687	20,054	17,902	17,631	13,772
<b>PRINTING AND LITHO- GRAPHING MACHINERY AND MATERIALS (ex- cluding PAPER)—</b>										
Printing and Lithogra- phing presses . . . Value	—	—	—	—	—	6,07,731	2,52,654	1,63,563	2,24,381	2,81,160
Printing type . . . Cwts.	667	369	208	227	191	72,359	41,222	27,642	3,257	36,191
Printers and Lithogra- pher's ink . . . Value	—	—	—	—	—	1,57,085	1,32,767	1,17,778	1,67,259	96,722
Other materials . . . "	—	—	—	—	—	2,06,023	1,85,742	91,064	82,030	78,703
Total Printing and Lithographing Machinery and materials . . . "	—	—	—	—	—	10,33,201	6,62,386	4,00,247	4,46,933	4,92,866
<b>PRINTS, ENGRAVINGS, AND PICTURES—</b>										
Photographs and pic- ture post cards . . . "	—	—	—	—	—	39,592	22,742	10,743	13,507	18,820
Others . . . "	—	—	—	—	—	71,412	41,090	23,815	20,735	20,438
Total Prints, Engravings etc. . . . "	—	—	—	—	—	1,11,004	63,832	40,558	34,242	39,258
<b>PROVISIONS AND OILMAN'S STORES (including SE- ASONS AND VEGETABLES, CANNED OR BOTTLED)—</b>										
Biscuits and cakes . . . Cwts.	667	584	34	16	64	35,111	25,781	1,703	1,164	3,644
Butter (including) Canned . . . "	..	..	..	16	247	95	..	..	2,528	10,319
Canned and bottled pro- visions (not specified elsewhere)—										
Tinned or canned fish . . . "	27	14	6	38	63	10,528	6,631	595	6,158	6,188
Vegetable Products . . . "	14,637	23,052	12,552	3,430	444	5,78,278	8,33,898	4,80,755	1,24,335	19,754
Others . . . "	541	378	593	1,062	283	39,574	34,454	26,550	42,540	32,338
Cheese (including canned) . . . "	84	25	23	127	65	3,613	1,742	2,335	9,270	5,585
Confectionery . . . "	239	216	178	108	27	18,541	18,667	17,144	8,770	2,724
Farinaceous and like foods . . . "	..	991	967	3,154	4,273	..	9,092	10,292	22,623	23,238
Milk, condensed and preserved including milk cream . . . "	139	308	922	219	144	5,480	14,034	26,382	8,096	3,906
Other sorts of provi- sions . . . Value	—	—	—	—	—	33,178	21,805	41,422	54,171	87,309
Total Provisions and Oil- man's stores . . . "	—	—	—	—	—	7,24,388	9,66,104	6,07,208	2,79,655	2,01,005
<b>RUBBER—</b>										
<b>Manufactures—</b>										
Pneumatic Motor covers . . . Nos.	85,676	81,193	17,723	16,141	9,501	19,33,687	17,12,452	7,89,133	8,02,007	8,06,523
Pneumatic Motor tubes . . . "	31,100	25,213	17,491	13,637	7,895	2,82,171	2,45,171	1,17,534	97,884	47,681
Pneumatic cycle covers . . . "	110,582	101,599	240,467	45,090	87,714	1,77,840	1,47,484	8,33,453	65,269	36,743
Pneumatic cycle tubes . . . "	268,307	321,366	214,515	29,978	55,334	2,33,586	3,75,483	1,52,551	21,600	34,344
Solid rubber tyres for motor vehicles . . . "	1,151	521	646	237	593	1,79,067	63,896	85,515	33,184	56,632
Other manufactures, except apparel and boots and shoes . . . Value	—	—	—	—	—	5,83,482	5,02,906	4,61,092	4,46,569	8,27,062
Total Rubber manufac- tures . . . "	—	—	—	—	—	33,80,832	29,47,392	19,39,278	14,72,493	8,98,989



No. 13—continued  
GERMANY—continued  
IMPORTS THEREFROM—continued

ARTICLES	QUANTITY					VALUE				
	1929-30	1930-31	1931-32	1932-33	1933-34	1929-30	1930-31	1931-32	1932-33	1933-34
<b>TEXTILES—continued</b>										
Woven coloured goods— Coatings and Trou- serings . . . Yds.	235,654	18,397	14,468	7,905	995	72,468	10,355	5,400	5,780	750
Shirtings . . . "	43,067	1,204	..	1,053	0,012	15,403	1,256	..	1,232	8,107
Velvet and velve- teens . . . "	832,276	158,530	237,642	428,340	14,846	3,52,432	1,41,862	2,21,200	3,86,500	16,790
Unspecified de- scriptions . . . "	268,420	75,737	40,930	17,503	1,121	1,31,297	30,506	21,449	13,017	1,408
Fents of all descriptions (a), Fents not more than 9 yards in length . . . "	46,208	—	—	—	—	13,679	—	—	—	—
Others . . . . . "	—	53,159	90,476	34,404	27,524	—	10,140	13,647	6,281	6,204
Rope . . . . . Lbs.	2,754	403	8,521	2,563	12	3,345	596	10,015	2,850	6
Other sorts of manu- factures . . . Value	—	—	—	—	—	1,45,816	1,99,617	67,250	1,16,501	80,819
Total Cotton manufactures (including twist and yarn) . . .	—	—	—	—	—	22,71,449	11,01,828	8,24,970	8,01,738	2,95,342
Flax manufactures— Thread sewing . . . Lbs.	5,721	1,341	186	492	337	10,418	2,900	697	1,758	1,258
Other sorts . . . Value	—	—	—	—	—	11,731	17,009	14,411	4,564	1,104
Total Flax manufactures (including twist and yarn) . . . "	—	—	—	—	—	22,144	19,909	15,108	6,322	2,362
Haberdashery and Millinery— Lace and embroidery . . . "	—	—	—	—	—	7,09,812	5,06,733	4,10,175	5,12,760	4,88,592
Other sorts . . . "	—	—	—	—	—	16,11,827	9,58,721	6,05,034	8,03,943	4,82,253
Hemp manufactures (excluding cordage) . . . "	—	—	—	—	—	1,723	1,061	585	2,347	242
<b>Silk—</b>										
Manufactures— Silk yarn rolls and warps . . . Lbs.	138,818	89,704	37,440	27,500	3	7,34,748	4,11,973	1,48,476	90,405	10
Goods of silk mixed with other materials Yards	358,955	149,447	170,033	257,563	242,760	6,81,750	2,36,542	2,57,107	3,77,407	3,06,345
Piece-goods . . . "	33,926	20,055	1,772	3,212	14,190	42,628	13,100	10,319	8,142	10,755
Other sorts . . . Value	—	—	—	—	—	13,164	4,293	4,952	8,659	2,280
Total Silk manufactures (including silk yarn, etc.) . . . "	—	—	—	—	—	13,72,280	6,65,998	4,20,044	4,03,703	3,19,390
<b>Wool—</b>										
Raw . . . . . Lbs.	10,579	3,360	44,688	6,384	..	8,150	1,500	10,000	1,140	..
Yarn and knitting wool (b) . . . "	446,486	—	—	—	—	16,26,407	—	—	—	—
Worsted yarn for weaving . . . "	—	81,394	113,968	79,892	15,159	—	2,15,195	2,41,947	1,67,735	20,445
Knitting wool . . . "	—	286,782	272,094	180,714	37,394	—	9,84,217	6,49,739	4,55,166	89,118
Manufactures— Blankets . . . "	310,092	182,575	273,480	217,730	74,053	2,34,567	1,20,932	1,40,686	98,675	34,388
Braids . . . . . "	15,289	6,590	2,094	8,516	1,890	57,108	10,884	6,567	23,406	5,380
Carpets and rugs . . . "	12,436	2,278	1,537	350	360	30,370	5,782	3,697	2,678	1,003
Hosiery . . . . . "	20,724	16,227	6,900	1,414	12	1,06,505	68,467	25,009	5,230	55
Piece-goods . . . Yards	1,151,506	490,703	254,631	4,01,902	399,137	24,04,522	8,16,210	4,15,388	8,76,150	6,47,809
Shawls . . . . . No.	299,247	223,494	113,689	186,382	171,456	16,33,556	9,58,114	4,93,283	7,90,185	7,49,935
Other sorts . . . Lbs.	46,128	27,426	16,177	9,079	20,360	78,395	40,805	22,342	16,674	26,648
Total Woollen manufac- tures (including yarn and knitting wool) . . . Value	—	—	—	—	—	62,40,830	31,77,879	19,98,608	24,35,899	15,79,776
<b>Artificial Silk—</b>										
Artificial silk yarn . . Lbs.	302,010	269,044	323,674	406,343	500,726	5,50,475	3,28,707	3,11,539	3,35,426	4,13,116
Piece-goods of cotton and artifi- cial silk* . . . Yards	777,285	300,066	—	—	—	9,07,670	3,88,819	—	—	—
Piece-goods made entirely of artificial silk (c) . . . "	—	13,979	42,655	4,806	40,277	—	17,545	29,197	7,946	35,028
Piece-goods of cotton and artifi- cial silk (c) . . . "	—	79,219	133,314	318,781	81,572	—	1,87,073	4,62,487	7,75,355	1,56,983
Piece-goods of cotton embroide- red or superimposed with artificial silk (d) . . . "	—	—	—	—	54,297	—	—	—	—	14,052
Other sorts . . . Value	—	—	—	—	—	1,66,172	2,03,240	89,189	50,402	59,823
Other Textiles— Manufactured . . . "	—	—	—	—	—	15,766	68,014	56,560	8,989	43,207
<b>TOILET REQUISITES (NOT SERVICED ELSEWHERE) Value</b>										
—	—	—	—	—	—	5,86,992	4,00,224	3,60,081	3,60,847	3,82,817
<b>TOYS AND REQUISITES FOR GAMES AND SPORTS, includ- ing FISHING TACKLE—</b>										
—	—	—	—	—	—	14,16,043	7,03,831	4,64,539	3,84,326	2,54,423
Requisites for games and sports (excluding fire- arms, etc.)— Playing cards . . . "	—	—	—	—	—	35,245	18,729	6,199	7,702	6,543
Other sorts . . . "	—	—	—	—	—	76,363	1,06,721	72,474	62,956	44,786
Total Toys and requisites, for games and sports . . . "	—	—	—	—	—	15,27,651	8,29,281	5,43,212	4,54,068	3,05,757

\* Sub-divided from September, 1930.

(a) Shown under sub-heads from 1930-31.

(b) Sub-divided under the heads immediately following from 1930-31.

(c) Figures for 1930-31 are for seven months, September, 1930 to March, 1931.

(d) Separately recorded from 1933-34.

No. 13—continued  
GERMANY—continued  
IMPORTS THEREFROM—concluded

ARTICLES	QUANTITY					VALUE				
	1920-30	1930-31	1931-32	1932-33	1933-34	1920-30	1930-31	1931-32	1932-33	1933-34
						R	R	R	R	R
UMBRELLAS AND UMBRELLA FITTINGS . Value	—	—	—	—	—	10,76,679	14,36,090	11,17,723	7,24,196	5,01,438
VEHICLES, excluding LOCOMOTIVES, ETC., FOR RAILWAYS—										
Carriages and carts not mechanically propelled and parts thereof (excluding railway carriages, etc.)—										
Carriages and carts not mechanically propelled (excluding railway carriages, trucks, etc.) . No.	330	220	345	20	179	95,028	27,274	22,090	2,057	14,743
Parts of carriages and carts (excluding rubber tyres) . Value	—	—	—	—	—	1,25,501	91,871	53,552	21,165	57,318
Perambulators and children's go-carts . No.	40	73	16	14	17	2,022	1,532	417	400	1,135
Parts of perambulators and children's go-carts . Value	—	—	—	—	—	..	144	154	..	..
Cycles (other than motor cycles) and parts thereof and accessories—										
Cycles imported entire or in sections . No.	272	2,193	1,168	725	21	13,072	69,305	36,317	8,863	929
Parts of cycles and accessories (excluding rubber tyres) . Value	—	—	—	—	—	13,58,956	10,58,295	7,86,537	7,70,881	6,08,586
Total Cycles and parts thereof, etc. . "	—	—	—	—	—	13,72,028	11,27,540	8,22,854	7,88,744	6,09,512
Mechanically propelled vehicles (excluding railway locomotives and tractors)—										
Aircraft . No.	4	..	..	..	..	24,605	..	..	..	..
Parts of aircraft . Value	—	—	—	—	—	..	3,720	6,118	264	251
Carriages and parts for Railways . "	—	—	—	—	—	3,38,762	1,00,167	2,09,732	54,964	7,63,419
Wagons and parts for Railways . "	—	—	—	—	—	3,50,325	3,87,750	4,82,223	1,10,181	1,76,996
Motor cars (including taxicabs) . No.	67	45	212	146	106	2,88,200	2,36,817	4,21,782	2,00,442	1,50,721
Motor cycles (including scooters) . "	11	10	66	47	55	4,958	4,071	12,368	10,232	11,011
Motor Omnibuses, motor vans, and motor lorries . "	21	6	6	4	6	64,530	58,844	11,389	15,002	2,739
Parts of mechanically propelled vehicles and accessories, other than of aircraft (excluding rubber tyres) . Value	—	—	—	—	—	4,69,467	4,44,634	4,38,083	5,00,894	3,40,415
Ships, parts of . "	—	—	—	—	—	1,060	1,708	2,313	1,570	21,560
Total vehicles . "	—	—	—	—	—	81,37,482	24,86,078	24,83,225	17,15,824	21,76,820
WAX OF ALL KINDS other than PARAFFIN WAX . cwts.	60	231	193	265	124	3,972	8,691	9,074	15,115	7,700
WOOD AND TIMBER—										
Deal and pine wood . Cubic Tons	98	25	..	154	183	12,130	2,569	1	9,934	11,505
Other kinds of wood and timber . Value	—	—	—	—	—	6,16,019	7,34,963	4,57,820	6,93,795	6,45,415
Manufactures of wood, other than furniture and cabinetware . "	—	—	—	—	—	2,46,932	1,66,067	1,35,221	1,88,654	1,61,559
Total Wood and Timber . "	—	—	—	—	—	8,75,431	9,03,599	5,93,042	8,97,438	8,18,477
POSTAL ARTICLES NOT SPECIFIED . "	—	—	—	—	—	12,97,060	12,46,109	10,08,238	8,93,770	7,69,019
ALL OTHER ARTICLES OF MERCHANDISE . "	—	—	—	—	—	5,63,238	3,92,302	3,08,359	3,77,168	1,28,00,493
GRAND TOTAL . "	—	—	—	—	—	15,70,20,847	12,38,41,540	10,11,81,240	10,38,72,100	8,88,50,859

No. 13—continued  
GERMANY—continued

## EXPORTS THERETO

## INDIAN MERCHANDISE

ARTICLES	QUANTITY					VALUE				
	1920-30	1930-31	1931-32	1932-33	1933-34	1920-30	1930-31	1931-32	1932-33	1933-34
ANIMALS, LIVING . . . . . No.	18,521	22,114	6,590	2,200	21,440	R 71,003	R 45,229	R 18,565	R 8,780	R 14,929
APPAREL (including DRAPERY, UNIFORMS, ACCOUTREMENTS, BUT excluding HOSIERY AND HATS AND SHOES) . . . . . Value	—	—	—	—	—	88,000	82	100	2,070	3,873
BONES FOR MANUFACTURING PURPOSES . . . . . Tons	7,475	3,081	2,891	3,645	3,074	7,64,242	2,00,392	2,72,098	3,07,512	2,12,717
BRISTLES . . . . . cwts.	389	292	852	189	389	1,07,571	1,08,465	1,10,806	24,420	30,500
BUILDING AND ENGINEER- ING MATERIALS . . . . . Value	—	—	—	—	—	76,210	57,000	19,002	33,850	5
CASHEW . . . . . Cwts.	13,025	4,335	1,522	1,901	6,075	4,37,604	99,190	17,216	10,900	1,21,975
COFFEE . . . . . "	15,181	21,893	16,818	13,214	16,874	12,19,135	13,77,283	9,04,825	8,52,320	9,39,004
COIR, MANUFACTURED excluding ROPE . . . . . Tons	7,913	4,780	4,824	5,100	6,663	23,31,617	15,63,605	11,59,202	10,61,488	12,68,228
DRUGS AND MEDICINES (excluding CHEMI- CALS AND NARCOTICS) . . . . . Value	—	—	—	—	—	2,16,936	2,33,061	2,47,952	3,26,657	2,39,995
DYEING AND TANNING SUBSTANCES—										
Cutch and gambler. . . . . Cwts.	1,920	2,675	2,405	3,020	2,806	38,114	51,532	29,745	31,796	35,519
Myrobalans . . . . . "	116,301	121,686	100,100	114,554	121,589	9,19,815	8,84,998	6,31,746	6,14,002	4,90,520
Myrobalan extracts . . . . . "	3,335	888	208	800	400	42,529	12,004	2,236	3,201	4,001
Turmeric . . . . . "	529	592	389	931	1,437	10,186	10,455	9,208	14,674	14,736
Other sorts . . . . . "	9,777	7,300	8,995	7,517	5,181	50,309	31,943	37,498	33,304	25,103
Total Dyeing and Tanning substances . . . . . "	131,862	133,130	112,242	120,822	131,413	10,60,953	9,90,987	6,80,433	7,02,577	5,69,834
FIBRE FOR BRUSHES AND BROOMS . . . . . Tons	1,212	866	749	1,036	1,139	4,57,122	3,10,142	2,14,897	2,97,758	2,90,514
FODDER, BRAN AND POL- LARDS (excluding OIL- CACKS)—										
Rice bran . . . . . "	12,351	11,691	44,273	20,867	1,055	5,06,171	2,34,431	10,11,451	6,67,416	14,637
Other sorts of Bran, and Pollards . . . . . "	102	..	299	150	..	3,768	144	7,035	5,150	..
Other sorts of fodder . . . . . "	1,283	232	619	1,350	12	51,374	5,321	20,148	30,330	323
Total of Fodder, Bran, and Pollards . . . . . "	13,741	11,993	45,191	22,367	1,067	6,51,313	2,90,396	10,38,624	7,02,896	15,465
FRUITS AND VEGETABLES . . . . . Value	—	—	—	—	—	1,76,848	95,792	58,239	41,113	29,574
GRAIN, PULSE AND FLOUR—										
Barley . . . . . Tons	..	..	1,189	3,392	..	..	..	74,352	2,14,521	..
Jowar and Bajra . . . . . "	16	184	18,404	6,836	..	2,730	9,796	11,80,445	5,55,572	..
Pulse . . . . . "	22	28	10	69	5,530	3,396	2,924	1,020	11,139	4,41,593
Rice in the husk . . . . . "	4	1,146	26,485	30,427	781	907	51,461	9,90,159	16,38,045	24,332
Rice not in the husk—										
Boiled rice . . . . . "	913	572	693	1,051	842	1,21,915	64,599	56,400	1,11,841	54,307
Cleaned rice . . . . . "	257,424	146,540	220,531	212,008	236,398	3,15,89,426	1,40,42,356	1,58,85,567	1,45,07,073	1,34,25,737
Broken cleaned rice . . . . . "	9,181	12,771	10,023	9,245	6,878	9,55,535	10,55,402	7,32,381	5,36,662	2,64,239
Other sorts . . . . . "	3,298	2,355	15,659	5,802	2,020	4,34,524	1,51,408	10,94,393	3,41,100	1,00,456
Total rice, not in the husk . . . . . "	270,821	162,238	261,906	228,106	246,118	3,31,01,400	1,53,13,786	1,78,18,741	1,54,90,676	1,33,44,739
Other sorts . . . . . "	215	230	215	338	260	42,650	31,421	23,979	34,132	25,790
Total Grain, Pulse and Flour . . . . . "	271,073	163,826	303,209	275,218	252,684	3,31,51,613	1,54,09,337	2,00,94,696	1,79,50,935	1,43,36,959
GUMS AND RESINS . . . . . Cwts.	11,529	12,133	8,187	10,530	19,333	5,15,024	4,92,393	2,61,032	3,55,203	5,01,137

No. 13—continued  
GERMANY—continued  
EXPORTS THEREOF—continued

## INDIAN MERCHANDISE—continued

ARTICLES	QUANTITY					VALUE					
	1920-30	1930-31	1931-32	1932-33	1933-34	1920-30	1930-31	1931-32	1932-33	1933-34	
HARDWARE AND CUTLERY including PLATEDWARE	Value	—	—	—	—	R 47,507	R 10,640	R 1,460	R 4,008	R 645	
<b>HIDES AND SKINS, RAW—</b>											
Hides, raw—											
Buffalo hides	{ Tons =No.	1,331 =221,071	1,187 =220,404	665 =130,557	233 =50,376	470 =5,140	} 14,82,209	} 10,08,604	} 4,88,334	} 1,25,860	} 2,61,358
Cow hides	{ Tons =No.	8,117 =2,056,424	5,843 =1,441,034	4,355 =999,456	3,413 =780,147	5,115 =1,163,870					
Calf skins	{ Tons =No.	194 =87,217	105 =66,895	63 =80,042	25 ..	21 =8,900	} 2,07,318	} 1,58,420	} 45,830	} 18,330	} 8,538
Other hides	{ Tons =No.	34 =4,884	5 =400	.. ..	.. =10,650	.. =120,000					
Total Hides, raw	{ Tons =No.	9,676 =2,282,379	7,200 =1,729,338	5,083 =1,166,055	3,671 7,073	5,006 =1,297,910	} 1,11,80,409	} 63,22,400	} 32,50,307	} 19,01,483	} 34,04,253
<b>SKINS, RAW—</b>											
Goat skins	{ Tons =No.	61 =79,553	66 =120,381	123 =121,417	122 =304,198	169 =1,428,819	} 1,49,153	} 1,91,187	} 1,30,687	} 3,04,636	} 6,07,573
Sheep skins	{ Tons =No.	206 =285,383	64 =106,755	5 =15,557	13 =25,010	148 =214,650					
Other skins	{ Tons =No.	20 =131,176	23 =122,361	88 =123,411	147 =631,514	118 =618,559	} 2,32,310	} 1,73,254	} 76,849	} 4,01,433	} 6,85,659
Total skins, raw	{ Tons =No.	237 =496,112	153 =349,497	166 =206,385	232 =961,322	435 =1,292,028					
Cottings of Hides and Skins, raw	Tons	1,553	296	6	..	10	2,79,114	48,028	760	..	1,245
HORNS, TIPS AND PIECES OF HORNS	Cwts.	3,927	939	593	467	2,023	89,401	19,248	10,522	6,144	27,099
INSTRUMENTS, APPARATUS AND APPLIANCES AND PARTS THEREOF	Value	—	—	—	—	—	24,955	2,000	630	85	50,530
KAPOK	Cwts.	8,932	2,532	2,343	461	646	1,37,956	1,08,750	40,745	13,136	13,775
<b>LAO—</b>											
Button	..	2,292	2,403	1,338	1,386	1,195	2,91,375	1,82,171	38,705	49,090	30,568
Seed	..	671	3,778	5,225	8,517	7,211	72,891	1,97,518	1,94,550	2,30,203	2,16,428
Shell	..	65,439	61,209	34,498	84,264	40,990	74,42,556	38,00,938	14,72,430	10,48,101	11,04,512
Stick	..	2,974	1,880	3,450	1,397	1,751	1,84,909	96,620	84,123	23,705	31,718
Other kinds (excluding lao dye)	..	44,215	27,587	16,924	10,040	8,154	18,15,224	5,02,358	2,22,155	89,412	61,108
Total Lao	..	115,291	99,857	61,741	65,613	68,640	98,07,014	48,48,011	20,72,053	14,40,571	14,53,334
<b>LEATHER—</b>											
Skins, tanned or dressed—											
Goat skins	{ Tons =No.	2 =5,539	4 =11,824	.. =700	.. ..	3 =7,045	} 18,694	} 21,635	} 1,319	} ..	} 12,710
Sheep skins	{ Tons =No.	.. =1,132	2 =7,200	.. ..	.. ..	80 =43,034					
Other skins	{ Tons =No.	.. =10,118	.. =4,934	.. =7,622	2 =40,827	.. =10,458	} 11,327	} 5,750	} 7,468	} 54,510	} 16,400
Total skins, tanned or dressed	{ Tons =No.	2 =10,639	6 =23,458	.. =8,322	2 =49,827	33 =60,537					

No. 13—continued  
GERMANY—continued  
EXPORTS THERETO—continued

INDIAN MERCHANDISE—continued

ARTICLES	QUANTITY					VALUE				
	1929-30	1930-31	1931-32	1932-33	1933-34	1929-30	1930-31	1931-32	1932-33	1933-34
						₹	₹	₹	₹	₹
<b>MANURES—</b>										
Bones for manurial purposes . . . Tons	..	..	280	20	400	..	..	20,540	2,800	26,201
Bonemeal . . . "	961	905	603	40	253	1,01,691	1,00,300	52,768	5,600	15,920
Fish Manures . . . "	1,993	2,507	005	552	431	2,33,324	3,65,241	1,27,787	40,440	43,802
Other kinds . . . "	220	210	..	46	153	31,737	20,105	5	4,365	8,273
Total Manures . . . "	3,170	3,748	1,788	658	1,237	4,06,652	4,91,832	2,07,104	59,705	94,376
<b>METALS AND ORES—</b>										
BRASS, Bronze and similar alloys and manufactures . . . Cwts.	4,456	2,687	9	4	8	1,53,257	62,297	1,800	1,800	2,600
Chromite (Chrome iron ore) Tons	7,100	3,500	3,600	3,103	1,243	2,13,000	1,05,000	1,16,000	1,02,204	38,865
Copper, . . . Cwts.	375,117	344,122	241,982	224,102	2,52,109	53,23,518	60,90,268	26,73,898	24,75,883	27,32,180
Iron (a) . . . Tons	—	—	—	—	7,495	—	—	—	—	1,81,938
Iron or Steel . . . "	14,976	11,032	13,022	7,834	..	7,74,936	4,37,716	4,54,842	2,74,572	..
Lead, pig . . . Cwts.	201,004	69,002	52,001	..	..	33,97,610	8,16,030	6,90,909	..	..
.. other sorts . . . "	65,320	847	..	..	1,000	1,82,713	2,153	..	..	5,000
Manganese ore . . . Tons	22,550	15,330	1,320	1,311	2,020	7,03,930	4,61,209	40,504	25,224	60,200
Wolfram ore . . . "	333	413	656	151	233	5,17,364	3,84,452	3,76,633	60,828	1,70,944
Tin ore . . . "	..	..	..	..	7	..	..	..	..	12,002
Zinc or Spelter, . . . Cwts.	64,000	30,000	50	25,000	33, 00	3,20,000	75,000	1,000	62,500	66,000
Metals, unenumerated . . . "	73,035	67,003	64,233	69,120	69,182	3,26,482	6,81,517	7,72,502	8,14,482	9,03,330
Ores . . . Tons	311	1,047	..	161	173	20,739	64,159	17	19,342	17,375
Total of Metals and Ores . . . "	79,497	56,480	37,004	28,580	29,850	1,24,33,549	91,79,701	51,23,135	38,46,743	41,90,373
<b>MICA—</b>										
In blocks . . . Cwts.	915	515	91	480	713	1,51,550	79,739	20,483	94,140	1,22,611
.. splittings . . . "	10,364	5,103	3,366	5,518	5,441	4,95,639	3,03,393	1,72,306	1,73,054	2,32,711
Total Mica . . . "	11,779	5,618	3,357	5,998	6,159	6,47,189	3,83,132	1,92,789	2,67,194	3,55,322
<b>OILS—</b>										
Essential . . . Gals.	14,345	6,533	6,590	4,000	4,374	4,54,694	1,74,393	1,71,852	60,066	94,731
Mineral . . . "	177	120	120	125	10	531	535	560	420	20
<b>Vegetable, non-essential—</b>										
Custor . . . "	7,320	14,081	131,139	158,520	240,452	17,104	31,542	1,77,552	2,28,557	3,60,455
Groundnut . . . "	20	3	25,062	53,223	4,030	37	15	35,188	74,950	5,200
Other sorts . . . "	2,418	1,408	242	1,222	3,301	8,284	2,725	1,490	2,398	4,932
Total of Vegetable, non-essential, . . . "	10,258	15,492	156,403	212,965	248,333	25,425	34,282	2,14,230	3,06,405	3,70,637
Total of Oils . . . "	24,730	22,145	160,203	217,000	252,717	4,30,660	2,09,310	3,86,642	3,72,891	4,65,388

(a) Separately recorded from 1933-34.



No. 13—continued  
GERMANY—continued  
EXPORTS THERETO—continued

INDIAN MERCHANDISE—continued

ARTICLES	QUANTITY					VALUE				
	1929-30	1930-31	1931-32	1932-33	1933-34	1929-30	1930-31	1931-32	1932-33	1933-34
						₹	₹	₹	₹	₹
<b>OILSEEDS—</b>										
Coconut cake . . Tons	1,552	934	655	..	..	1,50,806	95,406	30,904	..	..
Cotton seed cake . . "	1,175	2,835	500	..	..	1,21,210	1,98,769	27,500	..	..
Groundnut cake . . "	28,139	35,865	51,809	60,303	25,404	35,82,838	26,88,751	34,02,024	45,46,012	15,00,033
Linseed cake . . "	2,929	478	2,745	2,105	903	3,66,520	40,416	2,28,524	1,46,007	67,854
Rape and Sesamum cake "	1,043	..	..	..	14	1,00,692	..	..	..	574
Others . . . "	3,575	1,124	636	610	90	4,25,571	63,118	85,839	24,806	3,055
<b>Total Oilcakes . . "</b>	<b>38,418</b>	<b>41,286</b>	<b>56,435</b>	<b>68,918</b>	<b>23,501</b>	<b>47,56,646</b>	<b>39,81,515</b>	<b>37,85,791</b>	<b>47,17,545</b>	<b>15,78,521</b>
<b>PAINTS AND PAINTERS' MATERIALS . . Value</b>										
	—	—	—	—	—	11,039	8,028	62,010	1,12,612	12,130
<b>PAPER MAKING MATERIALS Cwts.</b>										
	490	150	315	1,321	498	10,685	2,500	3,916	15,772	6,240
<b>PARAFFIN WAX . . Tons</b>										
	3,070	1,241	1,034	1,415	5,048	14,33,935	6,67,471	4,35,276	5,97,100	21,23,501
<b>RUBBER, RAW . Lbs.</b>										
	117,562	112,448	324,800	67,200	853,831	1,00,802	38,804	71,704	8,400	62,498
<b>SEEDS—</b>										
<b>Oil-seeds—</b>										
<b>Essential—</b>										
Fenugreek . . Tons	70	56	18	8	..	10,160	12,772	2,700	1,230	..
Other sorts . . "	10	5	8	17	86	3,080	1,163	1,981	4,282	7,308
<b>Non-essential—</b>										
Castor . . . "	1,074	1,471	925	1,562	4,472	2,21,508	2,59,280	1,32,047	2,19,280	6,49,760
Groundnuts . . "	210,068	119,797	121,751	43,129	97,249	4,79,54,798	3,00,51,556	1,76,00,394	76,80,112	1,18,17,219
Linseed . . . "	10,474	10,019	9,844	9,480	1,816	24,27,546	23,31,330	18,04,146	13,31,502	13,35,057
Mustard . . . "	308	246	306	446	337	87,458	62,565	67,599	69,800	52,333
Niger . . . "	1,237	897	831	1,460	1,266	2,39,787	1,31,791	99,027	1,81,459	1,25,993
Poppy . . . "	28	189	1	204	95	9,537	55,167	270	36,392	16,650
Rape . . . "	6,329	2,325	4,026	9,053	9,770	12,08,336	3,99,158	5,25,184	12,28,432	10,90,583
Sesamum (oil or linseed) "	411	..	900	200	385	1,00,802	..	1,73,990	36,000	55,080
Others . . . "	60	18	..	166	1,780	6,148	18,567	647	25,627	1,94,060
Other than oil seeds . . "	52	3	50	22	15	11,423	4,514	7,052	2,165	1,800
<b>Total Seeds . . "</b>	<b>230,121</b>	<b>135,676</b>	<b>138,690</b>	<b>70,762</b>	<b>1,5,728</b>	<b>5,23,70,902</b>	<b>2,53,34,862</b>	<b>1,99,5,496</b>	<b>1,07,10,416</b>	<b>1,52,46,447</b>
<b>SPICES—</b>										
Cardamoms . . Cwts.	1,371	1,402	855	1,343	1,584	8,50,208	2,12,557	1,15,567	2,27,772	2,22,300
Ginger . . . "	1,337	2,652	2,018	3,044	3,758	72,930	98,158	56,126	74,510	87,508
Pepper . . . "	5,754	6,062	2,369	1,651	4,305	5,28,727	2,31,152	85,687	52,210	1,25,708
Other sorts . . . "	87	45	..	37	..	2,436	917	..	515	20
<b>Total Spices . . "</b>	<b>8,599</b>	<b>10,102</b>	<b>5,237</b>	<b>6,075</b>	<b>9,707</b>	<b>9,54,891</b>	<b>5,72,944</b>	<b>2,57,880</b>	<b>3,55,007</b>	<b>4,35,032</b>

No. 13—continued

## GERMANY—continued

## EXPORTS THEREFROM—continued

## INDIAN MERCHANDISE—concluded

ARTICLES	QUANTITY					VALUE				
	1929-30	1930-31	1931-32	1932-33	1933-34	1929-30	1930-31	1931-32	1932-33	1933-34
						R	R	R	R	R
TEA, BLACK . . . Lbs.	189,527	146,220	106,481	129,808	258,809	1,66,072	1,18,560	80,609	84,725	1,08,592
TEA, WASTE FOR THE MANUFACTURE OF CAFFEINE . . .	--	--	--	228,945	2,350	--	--	--	10,847	103
<b>TEXTILES—</b>										
<b>Cotton—</b>										
Raw . . . Tons	61,454	55,172	29,575	27,272	44,087	4,89,42,939	3,29,81,431	1,47,52,687	1,84,21,959	2,09,51,618
Waste . . . Cwts.	30,956	30,088	55,192	53,340	56,214	7,82,363	4,86,393	5,09,094	5,22,216	6,08,365
Manufactures (including twist and yarn) Value	--	--	--	--	--	1,14,392	47,759	457	10,265	20,023
<b>Hemp (chiefly tann)—</b>										
Raw . . . Cwts.	61,997	19,961	14,755	56,480	65,662	9,46,932	2,89,980	1,70,172	6,08,085	6,02,673
<b>Jute—</b>										
Raw . . . Tons	216,467	168,976	130,853	121,710	165,411	7,40,63,511	3,50,45,783	2,43,68,769	2,11,70,530	2,42,04,644
<b>Manufactures—</b>										
Sacking Gunny Bags No.	2,404,975	1,756,591	1,422,300	2,623,148	1,507,600	9,80,696	6,46,914	4,51,256	8,17,771	4,15,318
Hessian Gunny Bags "	191,000	20,000	290,000	140,000	46,000	46,077	5,500	38,875	15,950	6,425
Hessian Gunny Cloth Yards	1,240,500	2,635,500	1,673,000	776,000	296,000	2,06,435	2,88,862	1,59,515	84,038	32,816
<b>Wool—</b>										
Raw . . . Lbs.	166,218	317,638	246,330	310,058	531,747	1,56,770	2,45,762	1,42,325	1,24,116	2,25,727
<b>Manufactures—</b>										
Carpets and rugs "	1,805	7,106	9,074	720	2,721	6,574	18,380	7,059	3,722	3,804
<b>TOBACCO—</b>										
Unmanufactured . . .	12,000	295,216	--	101,491	12,500	2,332	31,627	--	17,434	1,250
<b>WOOD AND TIMBER—</b>										
Teak wood . . . Cubic Yards	2,900	661	94	249	1,239	7,73,297	2,96,530	20,696	67,298	3,19,809
Sandal wood . . . Tons	98	--	--	12	15	1,75,250	--	--	18,850	21,800
Other kinds of wood and timber . . . Value	--	--	--	--	--	33,987	9,100	3,719	2,005	5,121
Manufactures of wood other than furniture and cabinetware . . .	--	--	--	--	--	234	833	20	175	84
Total Wood and Timber "	--	--	--	--	--	9,82,668	3,05,968	30,426	88,328	3,47,473
<b>ALL OTHER ARTICLES OF MERCHANDISE . . .</b>										
	--	--	--	--	--	15,62,380	9,69,142	6,87,751	8,10,281	3,82,468
<b>GRAND TOTAL . . .</b>	--	--	--	--	--	26,60,83,323	14,26,33,216	10,27,85,550	8,59,03,712	9,83,03,622

No. 13—continued  
 GERMANY—concluded  
 EXPORTS THERETO—concluded

## FOREIGN MERCHANDISE

ARTICLES	QUANTITY					VALUE				
	1929-30	1930-31	1931-32	1932-33	1933-34	1929 30	1930 31	1931-32	1932-33	1933-34
						R	R	R	R	R
APPAREL (including DRAPERY, UNIFORMS, ACCOUTREMENTS but excluding Hosiery and Boots and Shoes) . . . Value	—	—	—	—	—	32,539	11,301	11,385	22,705	13,318
CHEMICALS AND CHEMICAL PREPARATIONS (excluding CHEMICAL MANURES AND MEDICINES) . . . "	—	—	—	—	—	4,031	18,069	4,506	2,572	3,024
COAL AND COKE . . . Tons	..	1,513	..	1	..	..	28,070	..	300	..
CUTLERY . . . Value	—	—	—	—	—	11,258	4,645	2,947	1,650	2,637
DRUGS AND MEDICINES . . . "	—	—	—	—	—	21,545	21,785	10,812	20,080	11,539
DYEING AND TANNING SUBSTANCES . . . "	—	—	—	—	—	40,202	6,119	75	10,327	40,612
FRUITS AND VEGETABLES . . . "	—	—	—	—	—	34,385	7,720	10,934	7,842	10,280
FURNITURE AND CABINET-WARE . . . "	—	—	—	—	—	20,755	51,541	9,760	2,700	6,214
GUMS AND RESINS . . . Cwts.	9,032	6,404	2,719	3,110	5,462	3,66,732	1,80,197	68,489	74,693	93,052
HARDWARE (excluding CUTLERY AND ELECTRO-PLATED WARE) . . . Value	—	—	—	—	—	3,08,846	3,06,271	2,58,500	1,74,229	83,904
HIDES AND SKINS, RAW— Skins, raw . . . { Tons =No.	=8,142	=3,688	=13,735	=11,747	..	11,875	25,750	62,888	11,285	..
INSTRUMENTS, APPARATUS, AND APPLIANCES, AND PARTS THEREOF . . . Value	—	—	—	—	—	79,191	1,03,699	68,700	66,486	70,216
LEATHER— Skins, tanned or dressed { Tons =No.	..	1	..	..	..	..	44,000	4,240	..	700
Manufactures (excluding boots and shoes) . . . Value	—	—	—	—	—	1,196	9,496	10,768	107	..
LIQUORS . . . . . Gall.	357	3,128	80	1,559	11,900	3,398	10,403	3,036	3,059	3,391
MACHINERY AND MILLWORK Value	—	—	—	—	—	1,40,729	1,87,353	51,058	66,871	43,463
METALS AND ORES— Brass, Bronze and similar alloys, wrought . . . Cwts.	3,765	314	12	..	237	1,48,658	10,572	973	30	6,520
Copper . . . . . "	104	7	..	..	..	8,093	830	..	..	..
Iron and Steel . . . Tons	48	7	617	..	104	14,050	4,293	43,613	200	3,600
Metals unenumerated . . . Cwts.	1,987	7,870	3,252	1,716	5,845	70,142	1,06,293	30,700	48,373	1,20,630
PAINTS AND COLOURS . . . "	5	1,030	6	1	9	612	18,997	1,138	208	1,720
PRINTING AND LITHOGRAPHING MACHINERY AND MATERIALS (excluding PAPER) . . . Value	—	—	—	—	—	13,494	12,135	8,910	7,477	1,132
RUBBER, MANUFACTURES . . . Tons	1	40	24	42	1	20,162	17,975	2,336	2,154	1,040
SEEDS . . . . . "	—	—	—	—	—	1,015	17,451	4,987	12,750	1,630
TEXTILES— Cotton, raw . . . Tons	..	..	..	..	248	..	388	..	150	1,51,378
Manufactures— Ficcegoods . . . Yds.	6,635	4,107	..	..	..	8,180	1,535	..	..	..
Wool— Raw . . . Lbs.	32,440	32,238	6	6,485	67,552	26,160	13,720	5	2,338	18,721
Manufactures . . . Value	—	—	—	—	—	62,565	2,45,019	8,047	20,160	23,063
Other textiles manufactures . . . "	—	—	—	—	—	3,628	9,867	7,130	..	805
VEHICLES (excluding LOCOMOTIVES, ETC., FOR RAILWAYS)— Carriages and carts (excluding Railway carriages and parts thereof) . . . "	—	—	—	—	—	..	10,533	5,299	2,341	1,880
Other sorts . . . . . "	—	—	—	—	—	2,445	5,000	1,430	0,241	982
POSTAL ARTICLES . . . . . "	—	—	—	—	—	..	..	..	10,161	12,524
ALL OTHER ARTICLES OF MERCHANDISE . . . . . "	—	—	—	—	—	93,220	76,366	56,674	78,020	65,729
GRAND TOTAL . . . . . "	—	—	—	—	—	15,97,685	16,67,544	7,61,836	6,72,333	8,00,944
GRAND TOTAL OF INDIAN AND FOREIGN MERCHANDISE . . . . . "	—	—	—	—	—	20,70,86,008	14,42,00,769	10,85,47,386	8,05,70,045	0,02,33,566

No. 13—continued  
NETHERLANDS  
IMPORTS THEREFROM

ARTICLES	QUANTITY					VALUE				
	1920-30	1930-31	1931-32	1932-33	1933-34	1929-30	1930-31	1931-32	1932-33	1933-34
						B	B	B	B	B
Animals, living . . . Nos.	6	10	25	..	..	30,000	5,000	21,572	..	..
ASBESTOS—										
Manufactures . . . "	—	—	—	—	—	5,408	3,602	12,745	8,961	1,533
DRIFTING FOR MACHINERY "	—	—	—	—	—	82,631	83,017	68,450	79,901	47,194
BOOKS, PRINTED, AND PRINTED MATTER (not being STATIONERY), including MAPS AND CHARTS . Cwts.	235	266	207	147	118	21,271	32,012	25,855	11,077	20,255
BUILDING AND ENGINEERING MATERIALS, other than OF IRON, STEEL, OR WOOD—										
Asphalt . . . Tons	1,989	4,574	7,210	1,300	2	1,60,774	4,12,475	5,60,301	93,533	163
Firebricks . . . Nos.	14,195	..	..	..	..	12,167	..	..	..	..
Cement—										
Portland . . . Tons	130	94	17	..	366	5,509	4,571	720	..	8,038
Other kinds . . . "	36	41	21	21	80	11,529	13,169	6,057	5,161	5,711
Tiles . . . Nos.	226,900	126,080	339,715	95,045	18,000	20,015	8,467	20,731	7,665	1,418
Other kinds . . . Value	—	—	—	—	—	..	296	462	4,087	3,030
Total Building and Engineering Materials . . . "	—	—	—	—	—	2,10,023	4,38,977	5,97,271	1,10,446	10,260
Candles of all sorts . . . lbs.	49,475	28,043	10,110	6,211	3,640	14,362	7,426	3,584	1,549	899
CHEMICALS AND CHEMICAL PREPARATIONS (excluding CHEMICAL MANURES AND MEDICINES)—										
Acids—										
Acetic (pyroligneous acid) . . . Cwts.	737	306	278	265	209	28,552	13,357	7,153	7,833	7,394
Oxalic . . . "	665	100	548	747	743	15,711	2,302	14,595	24,740	24,050
Sulphuric . . . "	7,036	11,186	4,641	4,575	377	52,576	66,376	39,128	29,475	3,479
Other sorts . . . "	571	555	271	209	554	30,002	25,680	15,620	17,953	17,641
Total Acids . . . "	9,009	12,237	5,738	5,796	1,883	1,26,841	1,07,805	67,504	80,001	52,570
Alum . . . . . "	1,007	1,237	373	..	103	22,069	15,018	4,402	..	1,036
Ammonia and salts thereof—										
Anhydrous . . . "	44	218	154	32	28	4,270	20,368	14,845	1,916	1,933
Others . . . "	88	37	81	455	1,298	2,900	1,416	2,702	6,215	21,306
Carbide of Calcium . . . "	40	1,407	3,589	6,233	1,038	760	18,901	44,736	75,245	20,629
Glycerine . . . "	59	375	269	273	349	2,236	15,254	9,502	9,455	10,443
Potassium compounds . . . "	737	387	29	533	601	22,987	19,864	11,121	18,094	21,072
Soda compounds . . . "	1,525	10,032	3,031	3,932	215	12,890	1,35,679	80,972	1,10,034	6,828
Other sorts of chemicals . Value	—	—	—	—	—	3,53,215	3,57,623	4,13,052	3,59,945	1,82,387
Total Chemicals and chemical preparations, etc. . . . . "	—	—	—	—	—	5,57,318	6,02,223	6,48,835	6,67,505	3,18,304

No. 13—continued  
NETHERLANDS—continued  
IMPORTS THEREFROM—continued<sup>1</sup>

ARTICLES	QUANTITY					VALUE				
	1929-30	1930-31	1931-32	1932-33	1933-34	1929-30	1930-31	1931-32	1932-33	1933-34
						R	R	R	R	R
Coffee other than roasted or ground . . . Cwts.	..	..	800	..	..	..	..	18,120	..	..
Ork manufactures . . . "	126	380	60	214	182	14,433	11,951	4,022	12,004	8,141
COTLEBY . . . Value	—	—	—	—	—	3,349	3,635	5,445	10,174	485
DRUGS AND MEDICINES excluding CHEMICALS AND NARCOTICS— Codiver oil . . . Lbs.	6,750	10,600	440	4,840	14,482	9,333	22,413	108	0,334	10,417
Proprietary and patent medicines . . . Value	—	—	—	—	—	1,23,236	1,03,266	67,703	93,855	84,065
Quinine Salts— Quinine Sulphate or bisulphate . . . Lbs.	4,310	4,474	5,031	4,138	6,502	88,431	69,245	90,609	68,638	1,14,083
Quinine hydrochloride or dihydrochloride . . . "	1,024	423	738	365	202	23,790	10,035	19,658	12,189	5,512
Other Sorts . . . "	1,205	1,653	2,692	1,854	3,426	26,129	77,450	1,01,305	90,104	1,37,414
Total . . . "	6,545	6,549	8,361	6,357	10,190	1,38,350	1,56,730	2,11,600	1,70,031	2,57,009
Other sorts of drugs and medicines . . . Value	—	—	—	—	—	1,05,883	1,07,017	2,18,901	2,03,354	3,40,632
Total Drugs and Medicines . . . "	—	—	—	—	—	3,81,902	3,89,426	4,98,480	4,44,474	6,93,923
DYEING AND TANNING SUBSTANCES— Dyes obtained from coal tar— Ailuarine . . . Lbs.	212,760	1,008	..	..	..	94,696	813	..	..	..
Aniline † . . . "	80,620	33,116	55,837	—	—	1,06,640	51,018	65,928	—	—
Coupling Dyes of the nap- thol group— Naphthol rapid fast colours (rapid salts and bases) . . . "	—	—	—	3,495	7,342	—	—	—	11,604	33,538
Other salts . . . "	—	—	—	7,246	10,376	—	—	—	19,446	22,086
Vats— Indigo . . . Lbs.	—	—	1,120	..	..	—	—	1,506	..	..
Other sorts—powder . . . "	—	—	—	1,883	110	—	—	—	10,153	2,825
Metanil yellow . . . "	—	—	—	32,520	9,018	—	—	—	46,191	12,940
Others . . . "	5,154	4,480	28	25,054	20,394	2,560	1,905	32	37,840	41,020
Total Dyes obtained from Coal tar . . . Cwts.	298,524	28,604	56,986	60,198	47,240	2,03,505	53,731	67,466	1,31,234	1,12,400
Indigo Synthetic (a) . . . "	..	100	—	—	—	..	14,178	—	—	—
Other sorts (including lac- dye) . . . "	39	..	100	9	2	1,584	..	1,246	758	87
Total Dyeing and Tanning substances . . . Value	—	—	—	—	—	2,05,089	67,907	98,712	1,31,002	1,12,490
EARTHENWARE AND PORCELAIN— Earthenware . . . Value	—	—	—	—	—	2,47,254	96,718	47,527	8,188	21,372
Porcelain . . . "	—	—	—	—	—	6,936	10,843	10,349	..	5
Total Earthenware and Porcelain . . . "	—	—	—	—	—	2,54,190	1,07,556	57,876	8,188	21,377
GLASS AND GLASSWARE— Bottles and Phials . . . Gross	3,101	906	136	56	1,009	58,547	15,294	1,966	837	19,940
Sheet and plate . . . Sq. ft.	135,087	169,608	93,573	101,271	107,182	1,41,023	1,36,926	1,03,855	1,13,842	80,710
Other glassware . . . Value	—	—	—	—	—	6,166	7,244	4,433	4,331	15,483
Total Glass and Glass- ware . . . "	—	—	—	—	—	2,00,741	1,59,464	1,10,259	1,10,010	1,16,151
GLUE . . . Cwts.	395	257	656	499	353	15,376	7,452	26,964	12,832	8,223
GUMS AND RESINS . . . "	200	271	207	426	106	5,506	4,711	3,719	11,546	4,763

\* Revised classification has been introduced from 1932-33.  
† Discontinued from 1932-33.  
(a) Transferred to coal tar dyes from 1931-32.

No. 13—continued  
NETHERLANDS—continued  
IMPORTS THEREFROM—continued

ARTICLES	QUANTITY					VALUE				
	1929-30	1930-31	1931-32	1932-33	1933-34	1929-30	1930-31	1931-32	1932-33	1933-34
<b>HARDWARE, excluding CUTLERY AND ELECTRO-PLATED WARE—</b>						R	R	R	R	R
Builders' hardware, such as locks, hinges, door bolts, etc. . . . . Value	—	—	—	—	—	1,260	11,399	1,348	..	680
Enamelled ironware . . . . . "	—	—	—	—	—	15,321	14,338	6,060	3,833	3,348
Implements and tools other than agricultural implements and machine tools . . . . . "	—	—	—	—	—	20,218	18,653	5,204	11,873	8,872
Other sorts . . . . . "	—	—	—	—	—	1,42,397	1,10,182	1,04,490	94,972	78,468
<b>Total Hardware, excluding Cutlery and Electro-plated ware . . . . . "</b>	—	—	—	—	—	<b>1,70,196</b>	<b>1,54,569</b>	<b>1,16,102</b>	<b>1,10,678</b>	<b>91,358</b>
<b>INSTRUMENTS, APPARATUS, AND APPLIANCES, AND PARTS THEREOF—</b>										
Electrical, including telegraph and telephone apparatus not being machinery—										
Electric fans and parts thereof . . . . . "	—	—	—	—	—	8,373	11,965	14,606	23,957	23,228
Electric wires and cables—										
Rubber insulated . . . . . "	—	—	—	—	—	99,629	1,24,408	1,12,078	88,198	40,528
Insulations other than rubber . . . . . "	—	—	—	—	—	28,430	33,108	6,151	1,661	30,839
Telegraph and telephone wires and cables . . . . . "	—	—	—	—	—	..	16,024	..	..	..
Bare Copper wire (Electrolytic) other than telegraph and telephone wires(a). Cwts.	—	2,409	1,088	622	1,400	2,22,760	1,27,568	42,305	20,304	48,855
Electric lamps and parts thereof—										
Flash lights including torch lights, pocket lamps, etc. (b) Nos.	59,364	..	—	—	—	44,692	..	—	—	—
Automobile lighting lamps (b) . . . . . "	136,244	138,215	—	—	—	57,812	55,834	—	—	—
Standard lighting lamps (b) . . . . . "	1,283,545	1,123,723	—	—	—	9,08,011	8,20,191	—	—	—
Gas filled electric bulbs . . . . . "	—	—	415,214	340,711	396,922	—	—	4,70,925	3,86,254	3,41,897
Vacuum electric bulbs . . . . . "	—	—	915,239	908,713	875,235	—	—	5,22,742	4,64,621	4,03,403
Electric bulbs for automobiles. . . . . "	—	—	136,002	98,717	60,739	—	—	59,545	34,027	20,795
Other sorts . . . . . "	13,205	3,013	2,108	1,300	18,068	19,814	8,799	2,198	2,657	7,848
Parts and accessories of electric lamps . . . . . Value	—	—	—	—	—	1,20,581	1,10,748	1,589	3,395	168
Electric lighting accessories, and fittings (including switches) . . . . . "	—	—	—	—	—	80,401	22,767	3,144	2,627	16,349
Electro-medical apparatus including X-Ray apparatus . . . . . "	—	—	—	—	—	10,520	24,280	10,930	483	..
Electrical goods and apparatus not enumerated . . . . . "	—	—	—	—	—	23,418	1,31,338	62,455	1,23,392	2,05,067
<b>Total Electrical Instruments . . . . . "</b>	—	—	—	—	—	<b>16,24,441</b>	<b>14,87,040</b>	<b>13,08,668</b>	<b>11,01,576</b>	<b>11,47,977</b>
Photographic . . . . . "	—	—	—	—	—	3,040	6,878	5,161	10,237	12,701
Scientific and Photographical . . . . . "	—	—	—	—	—	2,726	2,821	3,377	12,117	19,555
Wireless apparatus . . . . . "	—	—	—	—	—	1,74,094	1,43,781	1,14,446	65,498	98,620
Other kinds . . . . . "	—	—	—	—	—	17,029	20,375	16,976	15,828	27,700
<b>Total Instruments, Apparatus and Appliances, etc. . . . . "</b>	—	—	—	—	—	<b>18,21,330</b>	<b>16,60,895</b>	<b>14,48,623</b>	<b>12,05,166</b>	<b>13,06,563</b>
<b>IVORY—</b>										
Unmanufactured . . . . . Lbs.	43,543	89,259	24,757	40,685	58,688	3,17,388	2,65,204	1,50,731	2,40,404	2,82,894
<b>LEATHER—</b>										
Skins, tanned or dressed (Ton = 4,747; No. = 150)	8	..	2	2	..	45,281	4,094	20,446	33,043	13,511
Leather, unwrought . Cwts.	228	21	3	5	..	30,752	7,956	4,215	3,744	..
Manufactures (excluding boots and shoes and belting for machinery)—										
Pickers . . . . . "	346	346	278	375	160	63,591	61,986	49,402	61,373	26,943
Picking bands and straws . . . . . "	309	430	544	511	298	66,759	1,02,445	1,16,322	1,11,509	66,267
Other sorts . . . . . "	—	—	—	—	—	11,883	22,972	5,374	5,527	3,400
<b>Total Leather . . . . . "</b>	—	—	—	—	—	<b>2,18,178</b>	<b>1,99,483</b>	<b>1,96,259</b>	<b>2,15,106</b>	<b>1,19,121</b>

(a) Quantity recorded from 1929-31.

(b) Discontinued and shown under the heads immediately following from 1931-32.

No. 13—continued

## NETHERLANDS—continued

## IMPORTS THEREFROM—continued

ARTICLES	QUANTITY					VALUE				
	1929-30	1930-31	1931-32	1932-33	1933-34	1929-30	1930-31	1931-32	1932-33	1933-34
<b>LIQUORS, including DENATURED AND PERFUMED SPIRITS—</b>										
Ale, beer, and porter . Gals.	336,809	309,237	341,684	282,311	308,304	6,83,226	7,40,714	6,40,024	5,06,003	6,47,218
<b>Spirit—</b>										
Gin . . . . . "	12,443	9,526	5,742	3,543	4,149	89,606	63,191	44,115	32,323	38,739
Liqueurs . . . . . "	786	157	174	134	319	18,441	2,008	3,518	1,618	5,276
Spirit present in drugs, medicines or chemicals . . . . . "	402	434	232	236	378	5,706	7,100	5,313	4,125	8,828
Spirit, perfumed . . . . . "	307	610	519	7	24	14,632	18,339	14,088	247	1,322
Other sorts . . . . . "	11,282	5,041	2,207	957	1,009	87,477	77,753	54,060	28,697	26,559
<b>Total Spirit . . . . . "</b>	<b>25,220</b>	<b>16,371</b>	<b>8,924</b>	<b>4,877</b>	<b>5,870</b>	<b>2,10,702</b>	<b>1,73,991</b>	<b>1,21,694</b>	<b>67,010</b>	<b>80,014</b>
<b>Wines—</b>										
Champagne and other sparkling wines . . . . . "	1,272	1,010	444	441	632	20,290	16,385	7,161	7,181	9,192
Still red wines other than Port . . . . . "	1,626	1,025	649	425	1,394	11,850	9,213	5,884	4,872	14,730
Still white wines other than sherry, madeira and marsala . . . . . "	837	1,018	652	679	784	10,710	14,272	7,729	8,861	9,862
Other sorts of wines . . . . . "	717	708	517	394	987	4,199	5,241	4,270	3,252	8,423
<b>Total Wines . . . . . "</b>	<b>4,452</b>	<b>3,321</b>	<b>2,262</b>	<b>1,942</b>	<b>3,797</b>	<b>47,055</b>	<b>45,711</b>	<b>25,044</b>	<b>24,166</b>	<b>42,212</b>
<b>Total Liquors . . . . . "</b>	<b>360,481</b>	<b>389,420</b>	<b>352,770</b>	<b>289,030</b>	<b>317,080</b>	<b>6,41,043</b>	<b>6,66,416</b>	<b>7,02,702</b>	<b>6,87,170</b>	<b>7,70,044</b>
<b>MACHINERY AND MILLWORK—</b>										
Prime-movers (other than electrical)—										
Railway locomotives, Engines and tenders and parts . . . . . Value	—	—	—	—	—	9,954	28,723	13,027	13,206	..
Other than locomotives—										
Oil Engines Nos. . . . . "	2	..	..	1	1	50,794	..	..	6,564	1,570
Steam engines . . . . . "	..	..	..	..	14	..	..	..	..	1,88,858
Electrical Machinery of all kinds, not including Instruments, apparatus, appliances and parts thereof—										
Control and Switch gear Value	—	—	—	—	—	3,836	6,607	11,570	0,090	62,678
Generators, alternators and dynamos . . . . . "	—	—	—	—	—	..	803	56,840	4,008	25,816
Motors . . . . . "	—	—	—	—	—	2,940	13,867	40,362	12,320	19,314
Transformers . . . . . "	—	—	—	—	—	11,020	12,297	6,254	3,152	65
Others . . . . . "	—	—	—	—	—	37,851	14,561	7,682	7,384	27,991
Machinery not being prime-movers or electrical machinery—										
Agricultural machinery . . . . . "	—	—	—	—	—	..	10,496	205	7,138	..
Boilers . . . . . "	—	—	—	—	—	66,642	2,353	2,422	45,611	1,94,859
Metal working machinery including machine tools . . . . . "	—	—	—	—	—	1,45,320	1,61,653	1,006	474	5,443
Oil crushing and refining machinery . . . . . "	—	—	—	—	—	51,670	75,823	43,412	21,141	14,504
Pumping Machinery* . . . . . "	—	—	—	—	—	..	..	..	..	37,455
Rice and flour mill machinery . . . . . "	—	—	—	—	—	2,028	2,065	5,375	16,972	10,185
Sugar machinery . . . . . "	—	—	—	—	—	..	..	..	10,88,071	60,53,605
Textile machinery—										
Orson machinery . . . . . "	—	—	—	—	—	13,656	27,169	72,696	50,391	26,058
Jute machinery . . . . . "	—	—	—	—	—	14,774	35,450	3,086	2,902	1,070
Other sorts of machinery, excluding printing machinery . . . . . "	—	—	—	—	—	1,52,271	84,691	1,00,054	1,43,591	1,17,096
<b>Total Machinery and Millwork . . . . . "</b>	<b>—</b>	<b>—</b>	<b>—</b>	<b>—</b>	<b>—</b>	<b>5,63,256</b>	<b>4,76,523</b>	<b>3,72,991</b>	<b>14,35,881</b>	<b>67,88,366</b>
<b>MANURES—</b>										
Nitrogenous—										
Nitrate of Soda . Tons	274	74	..	..	1	44,176	10,646	..	..	268
Sulphate of ammonia . . . . . "	400	82	..	..	40	60,310	13,304	20	42	4,231
Phosphatic—										
Superphosphate . . . . . "	—	—	2,004	672	585	..	..	1,16,544	53,080	46,246
Others . . . . . "	7,140	4,990	..	100	125	3,09,904	2,94,720	..	4,400	5,695
Potassic . . . . . "	..	..	..	..	125	..	..	..	..	13,880
Compounds—										
Other kinds of manures . . . . . "	..	..	80	17	..	..	..	11,867	2,636	..
<b>Total of manures . . . . . "</b>	<b>7,814</b>	<b>5,140</b>	<b>2,084</b>	<b>789</b>	<b>370</b>	<b>5,04,390</b>	<b>3,03,670</b>	<b>1,28,481</b>	<b>60,218</b>	<b>70,310</b>
<b>METALS AND ORES—</b>										
Aluminium—										
Wrought—										
Circles . . . . . Cwts.	..	1,658	..	..	..	..	1,30,438	..	..	..
Other manufactures . . . . . "	4	11	42	5	..	372	1,132	4,670	1,081	..
<b>Total Aluminium Wrought . . . . . "</b>	<b>4</b>	<b>1,664</b>	<b>42</b>	<b>5</b>	<b>..</b>	<b>372</b>	<b>1,31,570</b>	<b>4,679</b>	<b>1,081</b>	<b>..</b>
Copper (excluding ore) . . . . . "	12	40	41	1,099	32	936	2,016	2,172	41,152	2,025

\* Separately shown from 1933-34.

No. 13—continued  
NETHERLANDS—continued  
IMPORTS THEREFROM—continued

ARTICLES	QUANTITY					VALUE				
	1929-30	1930-31	1931-32	1932-33	1933-34	1929-30	1930-31	1931-32	1932-33	1933-34
METALS AND ORES—continued						R	R	R	R	D
Ferro Alloys . . . Tons	—	..	106	1	—	—	..	31,356	670	—
Steel—										
Bars . . . . "	162	95	6	19	458	19,182	9,886	882	2,019	36,169
Other manufactures of steel . . . . "	4	33	22	..	..	854	4,490	4,781	..	332
Total Steel . . . . "	166	128	28	19	458	20,036	14,376	5,663	2,019	36,501
Iron or Steel—										
Beams Channels, etc. . . "	..	1	..	6	193	..	131	..	644	14,890
Bolts and nuts . . . . "	301	682	701	615	909	75,431	1,54,682	1,42,882	1,26,370	1,90,694
Fencing materials (including fencing wire) . . "	63	22	12	109	136	15,440	9,221	6,024	56,946	37,451
Hoops and strips . . . . "	85	31	42	23	7	12,576	5,227	9,196	3,929	1,585
Nails, rivets and washers (excluding wire nails) . . "	253	470	301	577	423	51,600	1,03,538	59,692	95,377	59,786
Pipes and fittings, cast . . "	6	..	6	1	..	3,399	..	1,390	523	66
Rails, chairs and fish-plates, including those for railways . . "	320	787	7	36	31	30,300	86,500	937	3,294	3,429
Screws . . . . "	5	3	4	1	2	1,834	1,296	1,026	808	403
Sheets and plates—										
Not galvanised or tinned . . . . "	128	413	2	2	5	23,623	58,642	945	733	1,824
Sleepers and keys of steel or iron for railways . . . . "	50	42	17	17	26	5,053	4,074	1,504	1,970	2,323
Tubes, pipes and fittings, wrought . . . . "	611	1,571	1,713	1,330	899	1,68,362	4,23,111	4,81,590	3,07,401	1,83,675
Wire nails . . . . "	19	213	..	20	83	3,395	31,089	34	4,000	14,036
Wire other than fencing wire . . . . "	169	405	5	25	26	28,814	60,524	956	4,015	5,742
Other manufactures of iron or steel . . . . "	42	19	11	386	178	13,455	5,823	3,701	90,954	59,356
Total Iron or Steel . . . . "	2,052	4,059	2,820	3,148	2,917	4,33,287	9,49,908	7,09,877	6,96,974	5,66,344
Zinc or Spelter—										
Unwrought . . . . Cwts.	399	320	350	1,500	1,500	7,165	4,058	3,563	16,470	17,446
Wrought or manufactured . . . . "	680	1,128	110	100	..	15,095	19,763	1,629	1,321	..
Metals, unenumerated . . . . "	55	190	27	290	218	15,227	8,814	2,628	7,499	10,607
Total Metals (excluding ores) . . . . Tons	2,300	4,954	2,981	3,313	3,463	4,02,148	11,31,105	7,61,857	7,67,686	6,32,823
OILS—										
Essential . . . . Gals.	4,995	9,568	7,384	6,173	5,602	1,63,146	2,20,900	1,77,684	2,30,111	1,92,601
Mineral oils . . . . "	55,495	138,752	90,521	4,292	316	55,901	1,19,673	90,140	9,627	2,173
Vegetable oils (non-essential). . . . "	12,043	1,779	3,593	2,252	721	36,034	6,900	8,984	5,186	4,350
PAINTS AND PAINTERS' MATERIALS—										
Paints and Colours—										
Baryles . . . . Cwts.	..	13,389	10,235	3,539	41	..	33,579	22,782	8,255	131
Blue Paint and Paris Blue . . . . "	100	144	139	834	977	6,351	6,040	6,513	30,313	28,257
Lithopone, dry* . . . . "	—	2,490	..	2,880	3,367	—	34,075	..	31,315	35,547
Zinc white—										
Genuine dry . . . . "	4,545	1,156	477	270	238	39,902	23,442	8,919	4,973	4,738
Reduced . . . . "	107	144	336	170	210	1,609	2,030	5,073	1,951	2,134
Genuine moist . . . . "	535	684	710	503	234	13,507	14,396	14,667	9,886	5,538
Reduced . . . . "	1,235	1,697	1,148	160	130	21,097	27,659	17,706	2,411	1,717
Other sorts (a) . . . . "	12,851	—	—	—	—	2,19,398	—	—	—	—
White dry . . . . "	—	373	..	225	49	—	3,231	..	871	932
Coloured . . . . "	—	3,680	2,945	3,590	2,146	—	66,690	46,520	69,363	51,377
White moist . . . . "	—	4,394	2,175	1,213	602	—	71,509	34,325	20,169	10,865
Coloured . . . . "	—	1,974	2,317	1,070	1,095	—	37,765	59,385	42,401	38,700
Others . . . . "	—	314	81	255	22	—	5,157	1,537	3,041	344
Total Paints and Colours . . . . "	19,423	30,419	20,563	14,718	9,211	3,51,864	3,26,629	2,17,407	2,24,949	1,80,390
Painters' materials . . . . Value	—	—	—	—	—	75,765	85,038	60,904	49,799	32,523
Total Paints and Painters' materials . . . . "	—	—	—	—	—	4,27,629	3,20,667	2,78,311	2,74,748	2,12,913

\* Separately recorded from 1930-31,  
(a) Sub-divided from 1930-31.



No. 13—continued  
NETHERLANDS—continued  
IMPORTS THEREFROM—continued

ARTICLES	QUANTITY					VALUE				
	1929-30	1930-31	1931-32	1932-33	1933-34	1929-33	1930-31	1931-32	1932-33	1933-34
						R	R	R	R	R
<b>PAPER AND PASTEBOARD—</b>										
Paper—										
Packing paper . . Cwts.	19,968	10,968	9,979	10,464	9,018	2,63,727	2,39,141	1,23,481	1,17,009	1,06,770
Printing paper—										
News printing . . "	4,518	5,700	4,164	307	3,463	74,390	88,999	60,029	8,374	25,215
Other sorts . . "	39,416	38,686	36,561	35,173	38,716	7,51,498	6,97,757	6,26,087	6,21,396	5,27,618
Writing paper and envelopes—										
Writing paper in large sheets . . "	24,745	15,784	15,095	11,552	9,964	5,11,235	3,17,220	2,93,780	1,98,000	1,32,337
Other kinds of paper . . "	1,036	917	2,591	1,001	1,162	33,438	31,456	40,175	25,782	20,862
Paper manufactures . . "	628	1,320	768	1,087	917	19,766	35,651	21,721	41,820	34,770
Pasteboard, mill-board, and cardboard of all kinds—										
Straw boards . . "	122,449	75,563	59,807	72,634	62,154	8,70,482	5,28,507	3,53,666	4,62,757	2,64,813
Other kinds . . "	3,940	4,139	3,602	2,226	1,153	71,155	65,455	49,231	29,391	10,993
Manufactures of paste-board, millboard and cardboard . . "	399	224	492	74	50	5,344	9,163	21,756	3,150	810
<b>Total Paper and Pasteboard . . "</b>	<b>217,097</b>	<b>153,291</b>	<b>132,859</b>	<b>135,018</b>	<b>115,437</b>	<b>26,01,033</b>	<b>20,13,349</b>	<b>15,89,832</b>	<b>14,08,119</b>	<b>11,38,957</b>
<b>PAPER MAKING MATERIALS—</b>										
Pulp of wood . . Cwts.	..	1,000	..	..	20	..	10,279	..	..	567
<b>PERFUMERY and being PERFUMED SPIRITS . . Value</b>										
	—	—	—	—	—	44,580	50,577	37,371	40,191	33,269
<b>PRECIOUS STONES AND PEARLS, UNSET—</b>										
Diamonds . . "	—	—	—	—	—	3,11,023	4,39,792	1,20,031	94,934	66,011
Pearls . . "	—	—	—	—	—	..	..	..	..	10,554
Other precious stones . . "	—	—	—	—	—	797	..	30	..	..
<b>PRINTING AND LITHOGRAPHING MACHINERY AND MATERIALS (excluding paper) . .</b>										
	—	—	—	—	—	32,736	37,419	2,46,020	24,011	28,721
<b>PROVISIONS AND OILMAN'S STORES (including FISH AND FRUITS AND VEGETABLES, CANNED OR BOTTLED—</b>										
Bacon and hams . . Cwts.	404	371	451	452	536	31,500	39,549	41,865	37,669	42,469
Biscuits and cakes . . "	893	378	498	497	294	82,019	33,118	40,884	44,414	25,072
Canned and bottled provisions (not specified elsewhere) . . "	6,313	4,922	4,390	4,789	2,468	2,06,660	1,76,560	1,85,948	1,62,997	73,479
Vegetable products . . "	200,565	232,340	73,251	26,515	1,749	1,08,74,785	85,37,006	28,68,701	9,77,259	66,603
Cheese (including canned) . . "	6,970	6,889	4,262	5,170	5,391	6,60,720	6,15,380	3,40,696	4,06,938	3,37,797
Coco and chocolate . . "	554	383	417	332	338	87,512	53,763	56,491	47,919	47,460
Confectionery . . "	1,309	1,401	1,437	919	389	95,676	89,314	82,169	55,563	25,263
Ferrous and patent foods . . "	3,269	1,031	1,672	921	740	74,612	10,458	13,057	10,003	8,077
Milk, condensed and preserved (including milk cream) . . "	141,786	126,123	88,157	72,179	83,628	36,07,916	80,41,539	20,36,071	16,72,839	17,14,696
Others . . Value	—	—	—	—	—	13,075	19,477	41,557	51,035	16,031
<b>Total Provisions and Oilman's stores . . "</b>	<b>—</b>	<b>—</b>	<b>—</b>	<b>—</b>	<b>—</b>	<b>1,57,34,474</b>	<b>1,26,61,164</b>	<b>57,92,639</b>	<b>34,66,596</b>	<b>24,00,940</b>

No. 13—continued  
NETHERLANDS—continued  
IMPORTS THEREFROM—continued

ARTICLES	QUANTITY					VALUE				
	1929-30	1930-31	1931-32	1932-33	1933-34	1929-30	1930-31	1931-32	1932-33	1933-34
<b>RUBBER—</b>						R	R	R	R	R
Manufactures—										
Pneumatic cycle covers No.	8,089	13,774	9,043	21,909	8,719	11,314	16,628	11,936	27,649	10,529
"    " tubes . . . "	72,941	81,024	43,148	23,923	1,236	41,143	43,695	23,204	11,885	554
Other manufactures, except apparel, boots and shoes . Value	—	—	—	—	—	8,311	2,696	71	1,265	739
Total Rubber manufactures . . . . .	—	—	—	—	—	60,768	63,119	35,211	40,709	11,822
SALT . . . . . Tons	..	..	..	842	..	..	..	..	17,094	170
<b>SEEDS—</b>										
Essential . . . . . Tons	224	166	116	140	70	89,136	65,635	40,842	47,672	22,076
Other sorts . . . . . "	..	..	..	1	..	336	..	..	543	204
Total Seeds . . . . . "	224	166	116	141	70	89,472	65,635	40,842	48,223	22,340
SOAP . . . . . Cwts.	3,130	770	909	938	208	84,226	22,744	21,435	11,793	5,831
SPICES . . . . . "	1,108	197	485	..	..	10,516	1,600	3,334	..	..
<b>STARCH, DEXTRINE AND FARINA—</b>										
Starch . . . . . "	22,583	16,717	35,212	39,260	26,896	4,27,541	2,83,932	4,07,083	4,47,182	3,27,787
Dextrine † . . . . . "	—	—	—	19,683	12,463	—	—	—	1,07,709	1,22,559
Farina and potato flour . . . . . "	61,168	68,794	100,143	88,383	73,585	5,56,517	4,97,098	7,37,249	6,70,182	5,45,081
Total Starch, Dextrine and Farina . . . . . "	83,751	85,511	135,355	147,326	112,924	9,84,058	7,81,030	11,44,332	12,86,078	9,95,427
<b>STATIONERY (excluding PAPER)—</b>										
Penolls (excluding slate pencils) . . . . . Dozens	99	390	84,150	35,211	465	133	816	16,579	14,434	473
Other sorts . . . . . Value	—	—	—	—	—	24,560	15,819	22,674	12,051	14,343
Total Stationery . . . . . "	—	—	—	—	—	24,693	16,635	39,253	26,485	14,316
<b>SUGAR—</b>										
Sugar, 16 Dutch Standard and above (a) . Tons	247	—	—	—	—	45,972	—	—	—	—
Beet sugar . . . . . "	2,228	611	437	449	1,270	3,66,335	82,051	62,202	47,587	1,35,646
Sugar, 16 Dutch Standard and below . . . . . "	..	1	76	13	..	11	548	16,827	3,067	..
Others . . . . . "	..	10	40	39	40	..	1,015	4,250	6,099	4,976
Total Sugar . . . . . "	2,475	622	553	501	1,310	4,42,318	83,614	83,279	56,753	1,40,620
TALLOW AND STEARINE . Cwts.	567	398	103	210	265	26,340	10,867	4,088	7,478	8,957
<b>TEXTILES—</b>										
<b>Cotton—</b>										
Manufactures—										
Twist and yarn . . . Lbs.	35,844	15,015	..	165	..	55,701	23,088	..	324	..
Blankets . . . . . "	1,617,771	1,855,684	1,570,634	499,952	1,400	9,24,180	8,39,230	6,63,257	2,26,781	492
Canvas . . . . . Yds.	11,684	6,806	4,281	670	..	25,543	13,144	5,586	1,428	..
Shawls . . . . . No.	13,000	240	..	..	..	18,969	245	..	..	..
Piecegoods—										
Grey (unbleached) . Yards	2,358	..	..	..	..	3,260	..	..	..	..
White (bleached) . . . "	7,503,656	4,258,804	3,549,081	2,230,920	1,463,492	29,19,724	14,63,322	10,52,633	6,58,576	3,99,260
Coloured, printed or dyed—										
Printed goods . . . . . "	3,127,283	1,283,525	963,477	537,906	10,011	15,88,511	5,51,922	3,62,179	2,10,557	3,435
Dyed goods . . . . . "	4,229,942	3,490,330	1,487,042	1,212,671	149,569	18,39,473	11,67,725	4,17,066	3,09,641	38,340
Woven coloured goods . . . . . "	6,823,642	3,770,975	617,831	703,821	25,044	35,52,365	17,89,097	2,31,513	2,50,847	11,329
Thread, sewing . . . Lbs.	194,691	108,042	84,656	164,873	132,038	6,68,602	3,16,450	2,33,431	4,58,187	3,53,804
Other sorts of manufactures . . . Value	—	—	—	—	—	25,301	22,904	8,557	11,890	1,241
Total Cotton manufactures (including Twist and yarn) . . . . . "	—	—	—	—	—	1,10,11,648	61,77,708	29,74,272	21,23,111	8,07,931

(a) Sub-divided from 1930-31.  
† Separately recorded from 1932-33.

No. 13—continued  
NETHERLANDS—continued  
IMPORTS THEREFROM—concluded

ARTICLES	QUANTITY					VALUE				
	1929-30	1930-31	1931-32	1932-33	1933-34	1929-30	1930-31	1931-32	1932-33	1933-34
<b>TEXTILES—continued</b>										
<b>Haberlashery and Millinery—</b>										
Lace and embroidery Value	—	—	—	—	—	14,831	1,845	701	..	039
Other sorts . . . "	—	—	—	—	—	19,268	13,249	21,013	6,750	715
<b>Wool, Manufactures—</b>										
Blankets and rugs other than floor rugs . Lbs.	9,592	1,232	454	..	210	10,837	2,086	850	..	421
Piecegoods . . . Yards	245,184	121,085	89,125	69,122	33,942	8,37,920	3,06,482	2,38,022	1,59,746	87,242
Other sorts . . . Value	—	—	—	—	—	3,532	11,884	7,395	7,373	5,189
Total Woollen manufactures (including yarn and knitting wool) . . "	—	—	—	—	—	8,62,289	3,79,952	2,46,667	1,67,119	92,852
<b>Artificial Silk—</b>										
Artificial silk yarn . Lbs.	430,037	762,980	1,003,088	847,160	214,170	6,35,678	8,07,172	10,10,106	7,14,032	1,96,733
Piecegoods of cotton and artificial silk . Yards	150,727	51,140	15,213	3,611	612	1,08,964	40,944	10,279	7,112	2,553
Other sorts . . . Value	—	—	—	—	—	40,068	45,547	8,503	2,651	8
<b>TOBACCO—</b>										
Unmanufactured . Lbs.	82,022	84,216	50,526	71,397	49,964	1,07,337	1,19,527	67,646	1,26,933	61,673
<b>Manufactured—</b>										
Cigars . . . "	7,442	6,002	3,306	2,301	2,109	35,855	38,117	20,597	18,072	16,056
Other sorts . . . "	2,096	4	77	78	..	3,412	38	598	475	..
Total Tobacco . . . "	91,559	90,232	53,909	73,776	52,073	1,46,604	1,57,682	88,841	1,46,080	77,729
<b>TOYS AND REQUISITES FOR GAMES AND SPORTS, including Fishing tackle . . . Value</b>										
	—	—	—	—	—	7,292	31,216	6,829	7,166	764
<b>VEHICLES, excluding LOCOMOTIVES, ETC., FOR RAILWAYS—</b>										
Cycles (other than motor cycles) and parts thereof and accessories . . "	—	—	—	—	—	87,258	89,886	62,298	32,996	1,13,863
Mechanically propelled vehicles (excluding railway locomotives and tractors) and parts . . "	—	—	—	—	—	2,07,779	1,21,734	42,775	75,932	6,900
<b>WOOD AND TIMBER—</b>										
Manufactures of wood other than furniture and cabinetware . . "	—	—	—	—	—	6,638	2,799	5,525	3,814	6,493
POSTAL ARTICLES NOT SPECIFIED . . . "	—	—	—	—	—	8,899	10,010	20,307	47,348	37,130
ALL OTHER ARTICLES OF MERCHANDISE . . . "	—	—	—	—	—	2,57,185	1,26,811	1,37,692	1,09,210	95,293
<b>GRAND TOTAL . . . "</b>	—	—	—	—	—	4,22,83,916	3,22,33,647	2,04,27,113	1,69,14,266	1,81,62,799



No. 13—continued

## NETHERLANDS—continued

## EXPORTS THERETO—continued

## INDIAN MERCHANDISE—continued

ARTICLES	QUANTITY					VALUE				
	1929-30	1930-31	1931-32	1932-33	1933-34	1929-30	1930-31	1931-32	1932-33	1933-34
HORNS, TIPS AND PIECES OF HORN . . . Cwts.	7,046	3,919	1,315	2,880	5,223	1,55,320	68,661	13,671	23,845	51,768
KAPOK . . . "	7,605	5,228	9,500	6,205	5,598	2,91,131	1,55,807	2,43,093	1,61,668	1,29,548
LAGO—										
Button . . . "	165	303	128	176	363	21,740	34,631	8,675	7,775	14,323
Seed . . . "	208	885	..	11,866	668	10,410	38,578	..	3,60,270	19,170
Shell . . . "	2,469	2,189	1,226	2,466	2,206	2,69,244	1,38,302	48,558	70,743	88,723
Stick . . . "	125	37	201	1,970	199	10,192	3,000	3,745	84,757	4,319
Other kinds . . . "	..	2,320	..	2,648	257	..	29,043	..	31,106	1,815
Total Laco . . . "	2,967	5,794	1,555	19,126	3,693	3,20,586	2,43,814	60,978	5,15,051	1,28,850
LEATHER—										
Skins, tanned or dressed—										
Goat skins { Tons 31 50 34 6 1						2,17,015	3,32,270	2,25,000	42,000	5,000
{ =No. =123,322 =215,918 =144,500 =28,000 =5,000										
Sheep skins { Tons 18 13 6 12 ..						60,140	53,507	24,000	55,000	..
{ =No. =55,500 =52,750 =24,000 =61,000 ..										
Other skins { Tons .. .. .. 8 ..						20,007	3,100	2,500	32,697	3,850
{ =No. =10,904 =3,155 =500 =33,249 =12,326										
Total skins, tanned or dressed { Tons 44 63 40 26 1						2,97,162	3,38,893	2,51,500	1,23,697	3,850
{ =No. =189,726 =271,823 =169,900 =112,249 =17,326										
MANURES—										
Bonemeal . . . Tons	99	10	20	..	..	10,938	1,150	2,000	..	..
Fish manures . . . "	177	54	135	196	224	22,405	9,500	8,048	15,957	19,708
METALS AND ORES—										
Chromite (or chrome iron ore) . . . "	..	..	150	1,606	450	..	..	6,000	61,770	13,976
Iron, pig . . . "	136	664	2,806	1,776	692	6,347	22,805	98,150	56,560	16,965
Lead, pig . . . cwts.	20,008	..	..	..	..	3,40,031	..	..	..	..
Other manufactures . . . Tons	..	..	..	..	60	..	..	..	..	22,000
Manganese ore . . . "	84,350	11,500	2,500	2,000	3,060	9,78,112	4,00,000	89,375	50,000	54,790
Tin . . . . . Cwts.	2,600	2,720	..	..	..	6,370	6,682	..	..	..
Other metals . . . "	20,420	1,802	822	600	..	4,10,335	55,291	15,231	7,050	259
Ores, unenumerated . . . Tons	..	1,839	314	642	3,490	..	66,824	15,404	17,727	1,18,910
Total Metals and Ores . . . "	36,637	14,229	5,811	6,054	7,752	17,41,165	5,51,692	2,24,210	1,93,107	2,28,900
MICA . . . . . Cwts.	405	389	341	592	299	18,060	32,598	12,644	16,228	8,813
OILS—										
Essential—										
Lemongrass oil . . . Gals.	3,184	571	3,542	2,611	620	43,904	7,800	39,728	25,704	9,882
Vegetable, non-essential—										
Castor . . . . . "	2,400	3,600	1,030	6,000	52,249	6,000	9,000	2,490	9,000	76,592
Coconut . . . . . "	41,088	20,624	13,414	3,660	3,644	90,285	41,464	20,282	4,775	4,145
Cotton seed . . . . . "	..	..	..	..	11,200	..	..	..	..	11,978
Groundnut . . . . . "	240	..	38,820	60,527	6,000	600	..	50,991	88,650	7,500
Other sorts of oils . . . "	200	278	98	140	57	4,325	9,260	1,259	3,200	2,401
Total Oils . . . . . "	47,112	25,073	57,566	72,938	74,370	1,45,114	87,514	1,14,651	1,32,120	1,12,498
OIL CAKES—										
Groundnut cakes . . . Tons	25,874	18,146	26,855	20,269	27,359	35,02,484	18,33,625	16,26,440	19,33,667	19,80,440
Linseed cakes . . . . . "	12,287	4,161	7,593	11,465	6,020	16,72,835	3,89,187	5,55,945	7,04,682	4,49,080
Rape and Sesamum cakes . . . "	818	..	..	1,463	..	1,08,488	..	..	76,568	..
Others . . . . . "	59	25	154	44	..	8,166	1,250	8,207	3,430	..
TOTAL OIL CAKES . . . . . "	39,038	22,332	34,512	39,231	33,419	52,91,003	22,24,062	24,00,592	27,78,347	24,29,500
PAINTERS' MATERIALS Value	..	..	..	..	..	50	..	17,900	19,000	..
PARAFFIN WAX . . . Tons	4,169	2,930	3,211	5,543	6,894	19,20,970	13,43,825	13,89,504	23,74,304	23,95,317

No. 13—continued  
NETHERLANDS—continued  
EXPORTS THERETO—continued

## INDIAN MERCHANDISE—concluded

ARTICLES	QUANTITY					VALUE				
	1929-30	1930-31	1931-32	1932-33	1933-34	1929-30	1930-31	1931-32	1932-33	1933-34
RUBBER RAW . . . lbs.	..	..	..	..	196,392	..	..	..	..	44,893
SEEDS—										
Essential . . . Tons	28	14	25	29	310	7,808	5,358	4,900	2,609	61,745
Non-essential—										
Castor . . . Tons	..	..	..	..	1,375	..	..	..	..	1,52,271
Groundnuts . . "	154,165	167,350	147,192	87,474	100,855	8,50,64,783	2,67,06,741	2,10,55,593	1,37,61,629	1,21,78,480
Linseed . . "	7,054	22,799	400	200	3,984	18,16,831	52,00,730	45,017	82,148	523,792
Mustard . . "	118	84	164	194	237	35,234	19,764	83,878	32,110	36,445
Mowra or Mowra . "	100	200	..	..	..	15,750	20,000	..	..	..
Niger . . "	111	199	178	200	209	22,475	25,002	22,435	27,444	29,083
Poppy . . "	83	..	1	125	80	11,192	..	270	32,281	15,910
Rape . . "	15,507	3,825	8,752	11,300	14,531	32,52,979	6,24,540	11,32,087	16,34,296	16,15,706
Sesamum (Ulor Jinjill) "	2,850	..	775	600	..	6,54,807	..	1,20,985	1,17,000	..
Other sorts of Seeds "	79	75	2,258	542	4,202	10,062	6,125	1,99,246	59,407	5,12,908
Total Seeds . . "	180,045	194,546	159,745	100,861	125,343	4,08,92,871	3,28,08,260	2,26,14,475	1,56,08,024	1,51,25,400
SPICES—										
Cinger . . . Cwts.	25	245	100	390	200	875	7,552	3,500	6,080	6,700
Cardamoms . . "	78	78	33	136	149	18,708	11,622	24,827	20,583	26,724
Pepper . . "	367	237	260	50	31	82,590	11,500	12,009	1,400	875
Total Spices . . "	468	560	393	576	440	52,173	30,674	40,426	28,968	34,209
TEA, BLACK . . . Lbs.	84,172	76,136	79,033	122,071	86,612	40,707	45,709	42,030	66,612	50,486
TEXTILES—										
Cotton—										
Raw . . . Tons	11,350	10,392	5,921	6,714	11,649	89,68,731	61,05,914	29,78,648	32,79,321	54,01,338
Waste . . . Cwts.	20,056	7,636	1,814	2,289	4,684	2,45,287	93,165	15,155	27,331	71,810
Manufactures . . Value	—	—	—	—	—	1,114	2,305	..	300	15,231
Hemp raw (including twist and yarn) . Cwts.	231	..	..	146	1,918	3,540	..	..	2,700	16,075
Jute—										
Raw . . . Tons	21,030	19,456	12,076	21,074	32,616	71,92,181	40,33,979	21,66,464	37,34,127	47,68,513
Manufactures—										
Gunny bags . . No.	1,610,100	2,770,200	1,380,800	1,455,300	1,575,206	5,99,287	7,63,892	2,81,940	3,24,144	3,52,020
cloth . . Yards	282,000	586,500	136,000	50,900	2,000	40,235	75,508	14,277	4,700	221
Wool, raw . . . Lbs.	2,552	11,010	1,554	29,680	328,228	1,050	6,989	800	14,445	1,30,000
Manufactures—										
Carpets and rugs . "	6,238	10,480	4,732	15,253	21,042	6,136	11,159	7,361	18,315	23,484
Other textiles, raw . Cwts.	..	..	..	..	5,892	..	..	..	..	57,650
TOBACCO—										
Unmanufactured . lbs.	1,163,159	2,341,461	945,359	1,666,640	3,512,446	2,30,291	2,30,520	1,29,629	3,99,449	4,10,283
Manufactured . . "	1,108	90,029	1,712	44	1,871	1,685	11,674	2,254	64	2,516
TOYS AND REQUISITES FOR GAMES AND SPORTS (including FISHING TACKLES) . Value	—	—	—	—	—	1,012	340	2,405	5,452	12,647
WOOD AND TIMBER—										
Timber, other than rail-way sleepers—										
Teak wood . Cubic Tons	4,162	2,498	910	485	425	12,51,259	7,23,457	2,43,318	1,02,463	70,112
Other kinds of wood and timber . Value	—	—	—	—	—	54,159	2,134	5,700	1,944	243
Total Wood and Timber . "	—	—	—	—	—	13,05,418	7,25,591	2,49,018	1,04,427	70,356
ALL OTHER ARTICLES OF MERCHANDISE . . "	—	—	—	—	—	4,54,342	17,767	72,035	12,353	19,234
GRAND TOTAL . . "	—	—	—	—	—	9,08,22,557	6,68,71,264	6,69,65,330	4,12,70,287	4,21,19,813

No. 13—*continued*  
NETHERLANDS—*concluded*  
EXPORTS THERETO—*concluded*

## FOREIGN MERCHANDISE

ARTICLES	QUANTITY					VALUE				
	1929-30	1930-31	1931-32	1932-33	1933-34	1929-30	1930-31	1931-32	1932-33	1933-34
						R	R	R	R	R
BUILDING AND ENGINEERING MATERIALS OTHER THAN OF IRON, STEEL OR WOOD . Value	—	—	—	—	—	—	—	—	24,468	64,624
COAL AND COKE . . . Tons	1,600	..	..	..	..	31,800	..	..	..	..
DRUGS AND MEDICINES (excluding CHEMICALS AND NARCOTICS). . . Value	—	—	—	—	—	20,766	3,19,594	513	8,610	8,670
FRUITS AND VEGETABLES . "	—	—	—	—	—	4,522	22,050	675	29,777	4,400
GLASS AND GLASSWARE . "	—	—	—	—	—	170	1,225	201	..	16,308
GRAIN, PULSE AND FLOUR— Rice not in the husk . Tons	..	..	1,973	..	..	..	..	1,72,900	..	..
GUMS AND RAISINS . . Cwts.	33	..	263	210	1,478	900	..	5,100	2,100	16,905
HARDWARE (including OUTLETRY AND ELECTROPLATED WARE) . . . Value	—	—	—	—	—	43,512	57,758	76,881	66,167	53,830
INSTRUMENTS, APPARATUS AND APPLIANCES AND PARTS THEREOF . . "	—	—	—	—	—	28,228	39,018	24,444	1,370	7,306
MACHINERY AND MILLWORK . "	—	—	—	—	—	4,375	14,796	6,372	487	7,387
METALS AND ORES . . Tons	146	99	14	..	17	1,06,545	1,50,651	4,541	4	4,720
OILS . . . . . Gals.	430	80	..	20	109	37,788	3,356	..	10	1,766
PROVISIONS AND OILMAN'S STORES . . . . Cwts.	31	109	306	103	165	2,570	12,406	21,606	10,098	11,310
SEEDS . . . . . Tons	112	..	..	10	..	31,600	..	..	1,639	..
TEXTILES—										
Wool, manufactures . Value	—	—	—	—	—	8,150	4,100	14,316	12,844	19,754
VEHICLES (excluding LOCOMOTIVES FOR RAILWAYS)—										
Ships, parts of (including launches and boats) . "	—	—	—	—	—	..	..	..	..	10,500
ALL OTHER ARTICLES OF MERCHANDISE . . . "	—	—	—	—	—	20,049	32,554	17,290	1,62,729	17,767
GRAND TOTAL . . . "	—	—	—	—	—	3,40,976	6,58,408	8,44,629	8,20,213	2,45,338
GRAND TOTAL OF INDIAN AND FOREIGN MER- CHANDISE . . . "	—	5—	2—	—	—	2,11,63,532	6,73,29,672	5,13,00,159	4,16,01,020	4,23,65,151

## No. 13—continued

BELGIUM  
IMPORTS THEREFROM

ARTICLES	QUANTITY					VALUE				
	1929-30	1930-31	1931-32	1932-33	1933-34	1929-30	1930-31	1931-32	1932-33	1933-34
<b>APPAREL (excluding HOSIERY AND BOOTS AND SHOES)—</b>						R	R	R	R	R
Apparel (including drapery, uniforms and accoutrements) . . . Value	—	—	—	—	—	23,066	11,772	4,193	7,642	9,931
Other sorts . . . "	—	—	—	—	—	3,761	1,974	473	681	1,500
Total Apparel . . . "	—	—	—	—	—	26,827	13,746	4,666	8,323	10,431
<b>ARMS, AMMUNITION, AND MILITARY STORES—</b>										
Cartridge cases—										
Filled . . . No.										
Shot gun cartridges, filled . . . "	1,473,225	1,264,475	881,050	1,403,425	385,100	82,055	68,892	20,471	70,220	20,257
Rifle and other cartridges . . . "	167,600	73,324	35,650	18,200	60,600	9,812	4,386	2,276	1,236	3,207
Explosives—										
Blasting fuse . . . { Lbs. No. of Coils	61,662	18,830	31,640	40,108	5,606					
Blasting gelatine . . . Lbs.	199,500	55,600	100,500	122,430	17,806	30,382	9,531	14,506	19,062	3,302
Dynamite . . . "	—	—	18,500	28,000	44,150	—	—	7,640	28,155	—
Gelatine dynamite . . . "	—	—	83,500	146,500	—	—	—	28,005	18,555	1,16,000
Detonators . . . No.	—	—	275,000	460,000	10,000	—	—	97,653	1,30,709	—
Others . . . "	—	—	—	—	100	—	—	14,482	24,472	83,070
Total Explosives Value	—	—	—	—	—	30,382	9,531	1,62,836	2,20,044	1,52,862
Firearms and parts thereof . . . "	—	—	—	—	—	1,29,524	80,387	1,15,215	64,710	40,621
Other sorts . . . "	—	—	—	—	—	3,688	2,630	1,578	1,404	9,654
Total Arms, Ammunition, and Military stores . . . "	—	—	—	—	—	2,55,461	1,65,826	3,02,375	3,64,514	2,26,541
<b>ASBESTOS—</b>										
Manufactures . . . "	—	—	—	—	—	2,89,036	2,34,127	44,418	52,640	1,92,810
<b>BELTING FOR MACHINERY—</b>										
Of Leather . . . "	—	—	—	—	—	52,270	29,089	7,338	27,326	3,503
Of other material . . . "	—	—	—	—	—	39,226	45,903	18,128	14,767	12,323
Total of Belting for Machinery . . . "	—	—	—	—	—	91,496	74,992	25,466	42,093	15,826
<b>BOOKS PRINTED AND PRINTED MATTER (not being STATIONERY) including MAPS AND CHARTS . . . Cwts.</b>	40	119	104	249	301	5,107	15,911	14,452	20,769	33,984
<b>BOOTS AND SHOES—</b>										
Rubber goled with Canvas uppers . . . Pairs	11,089	1,648	64	—	—	16,848	2,289	107	—	—
Of other materials . . . "	4,734	1,898	1,543	2,173	519	10,411	7,693	6,581	8,346	2,760
Total of Boots and Shoes . . . "	16,823	3,546	1,607	2,173	519	27,259	9,982	6,688	8,346	2,760
<b>BRUSHES AND BROOMS . dozen</b>	5,811	2,444	2,226	428	1,312	10,801	4,397	3,300	988	3,106
<b>BUILDING AND ENGINEERING MATERIALS other than OF IRON, STEEL OR WOOD—</b>										
Asphalt . . . Tons	481	674	1	—	2	40,764	52,520	62	12	3,978
Cement—										
Portland . . . "	3,550	1,850	821	228	19	1,47,290	78,018	34,940	10,605	1,507
Other kinds . . . "	2	26	7	19	86	427	1,186	1,269	1,810	8,331
Total Cement . . . "	3,552	1,876	828	245	105	1,47,717	79,804	36,215	12,415	9,838
Chalk and lime (excluding French chalk) . . . Cwts.	1,687	1,817	2,074	920	14,372	4,111	4,593	4,269	2,387	24,221
Tiles . . . No.	4,029,177	2,733,593	2,313,303	974,845	738,752	5,48,086	3,36,466	2,91,871	1,54,473	1,30,280
Other sorts . . . Value	—	—	—	—	—	5,588	10,275	7	24,641	2,763
Total Building and Engineering materials, etc. . . "	—	—	—	—	—	7,46,286	4,83,658	3,32,414	1,93,028	1,70,970
<b>BUTTONS OF ALL SORTS . . . "</b>	—	—	—	—	—	7,691	6,144	3,393	912	1,132
<b>CANDLES OF ALL KINDS . Lbs.</b>	162,390	66,250	63,232	61,204	25,332	62,399	28,002	19,871	13,630	8,034
<b>CHEMICALS AND CHEMICAL PREPARATIONS (excluding CHEMICAL MANURES AND MEDICINES)—</b>										
Acids—										
Sulphuric . . . Cwts.	4,232	—	225	1,535	2,067	23,328	—	1,351	9,368	11,272
Other sorts . . . "	209	405	56	258	151	7,170	16,038	1,496	10,662	6,199
Total of acids . . . "	4,441	405	281	1,793	2,218	30,507	16,038	2,847	20,020	17,471
Aluminous sulphates . . . "	50	50	—	4,040	8,413	310	221	—	10,000	32,650
Ammonia and salts thereof . . . "	522	183	223	703	649	38,023	12,016	15,453	26,651	16,254
Arsenic and its oxides . . . "	598	448	400	281	328	11,835	8,241	8,738	5,562	6,824
Bleaching Materials—										
Leaching powder (calcium hypochlorite, chloride of lime) . . . "	99	2,257	2,613	341	—	587	12,384	14,225	3,404	—
Carbide of calcium . . . "	—	—	393	230	720	—	—	5,429	—	12,643
Copper Sulphate . . . "	2,657	1,542	1,993	1,630	—	50,553	24,799	36,962	23,050	2
Disinfectants—										
Naphthalene . . . "	7,823	4,158	4,535	6,473	10,417	1,04,124	50,392	46,283	76,066	1,20,649
Others . . . "	111	73	211	—	192	1,489	1,021	2,796	—	2,540
Total Disinfectants . . . "	7,934	4,231	4,746	6,473	10,609	1,05,613	51,413	49,079	76,556	1,23,189
Potassium compounds . . . "	667	740	1,192	796	756	18,570	19,501	20,787	83,392	22,323
Soda compounds . . . "	3,953	8,299	5,917	5,936	5,328	35,893	33,235	77,608	73,248	58,179
Zinc Chloride . . . "	1,806	2,251	1,876	217	1,787	26,981	25,635	21,302	2,585	76,790
Other sorts of chemicals Value	—	—	—	—	—	80,053	53,814	37,496	84,901	99,579
Total Chemicals and Chemical preparations . . . "	—	—	—	—	—	3,97,914	3,04,297	2,96,927	3,68,170	4,04,315



ARTICLES	QUANTITY					VALUE				
	1929-30	1930-31	1931-32	1932-33	1933-34	R	R	R	R	R
<b>CORDAGE AND ROPE OF VEGETABLE FIBRE (excluding JUTE AND COTTON) Cwts.</b>	220	535	..	30	43	7,375	16,188	..	826	819
<b>DRUGS AND MEDICINES (excluding CHEMICALS AND NARCOTICS)—</b>										
Camphor . . . . Lbs.	198	32,500	12,500	..	..	270	38,080	22,831	..	..
Proprietary and patent medicines . . . . Value	—	—	—	—	—	36,025	21,200	18,025	14,680	5,073
Quinine Salts . . . . "	—	—	—	—	—	..	7,438	6,630	65,202	1,21,926
Other sorts of drugs and medicines . . . . "	—	—	—	—	—	38,003	68,411	42,584	1,01,508	1,63,023
<b>Total Drugs and Medicines "</b>	—	—	—	—	—	69,298	1,36,009	90,470	1,61,356	2,00,026
<b>DYEING AND TANNING SUBSTANCES—</b>										
Coupling dyes of naphthol <sup>Group</sup> Naphthol rapid fast colours (rapid salts and bases)(a) . . Lbs.	—	—	—	1,912	16,608	—	—	—	21,325	81,828
Other Salts . . . . "	..	..	..	..	29,700	—	—	—	—	69,873
Aniline . . . . "	54,030	58,864	135,609	—	—	1,08,646	74,613	1,94,474	—	..
Other sorts . . . . Value	—	—	—	—	—	3,490	..	5,376	82,635	50,264
<b>Total Dyeing and Tanning substances . . . . "</b>	—	—	—	—	—	1,12,136	74,613	1,99,850	1,04,029	2,11,965
<b>EARthenWARE AND PORCELAIN (excluding PIPES OF EARthenWARE)—</b>										
<b>Earthenware—</b>										
Pipes of Earthenware . Cwts.	2,193	1,936	404	102	783	11,212	9,165	1,815	390	3,289
Other kinds . . . . Value	—	—	—	—	—	1,92,836	1,09,301	38,005	53,334	45,080
Porcelain . . . . "	—	—	—	—	—	20,078	7,707	5,604	..	85
<b>Total Earthenware and Porcelain.</b>	—	—	—	—	—	2,24,132	1,26,173	45,512	53,724	48,468
<b>FURNITURE AND CABINETWARE—</b>										
Furniture of other materials (other than bedsteads) . . "	—	—	—	—	—	15,401	7,150	6,084	48,467	1,274
Mouldings . . . . "	—	—	—	—	—	..	8,947	69,432	46,001	26,773
Other sorts . . . . "	—	—	—	—	—	1,292	3,289	2,202	7,784	462
<b>Total of Furniture and Cabinetware . . . . "</b>	—	—	—	—	—	16,693	19,386	77,718	1,02,252	28,509
<b>GLEATINE . . . . Cwts.</b>	28	20	107	81	173	1,749	1,941	8,175	7,178	14,049
<b>GLASS AND GLASSWARE—</b>										
Funnels, globes, and glass parts of lamps . Value	—	—	—	—	—	1,36,106	68,663	44,302	24,073	16,513
Sheet and plate . . Sq. Feet	16,049,000	14,502,247	10,548,004	11,504,194	6,336,785	18,73,860	14,36,179	11,51,302	13,77,307	9,90,188
Tableware (including decanters, tumblers, etc.) Value	—	—	—	—	—	1,60,384	1,19,108	37,330	24,712	16,295
Other glassware . . . . "	—	—	—	—	—	3,07,268	1,28,641	86,176	77,007	51,899
<b>Total Glass and Glassware . . . . "</b>	—	—	—	—	—	23,68,108	17,62,651	12,69,116	15,03,159	10,74,895
<b>GLUE . . . . Cwts.</b>	4,664	4,196	4,803	2,783	2,851	2,38,251	2,38,907	2,28,191	1,46,274	1,36,110

(a) Separately recorded from 1932-33.

## No. 13—continued

## BELGIUM—continued

## IMPORTS THEREFROM—continued

ARTICLES	QUANTITY					VALUE				
	1929-30	1930-31	1931-32	1932-33	1933-34	1929-30	1930-31	1931-32	1932-33	1933-34
GUMS AND RESINS, ETC., Cwts	40	101	305	166	440	B 1,952	R 3,738	P 8,100	R 4,684	R 16,328
HARDWARE, <i>excluding</i> CUTLERY AND ELECTRO- PLATED WARE— Builders' hardware, such as locks, hinges, door bolts, etc. . . . Value	—	—	—	—	—	57,931	48,638	44,585	64,346	28,055
Domestic Hardware (other than Enamelled iron ware) . . . . "	—	—	—	—	—	11,977	1,406	24,030	12,588	24,943
Implements and tools, <i>other than</i> agricul- tural implements and machine tools . . . "	—	—	—	—	—	20,116	14,374	14,763	19,552	7,000
Other sorts . . . . "	—	—	—	—	—	3,10,196	2,56,366	2,13,710	2,62,056	2,24,182
Total Hardware, etc. . . "	—	—	—	—	—	4,00,270	3,20,784	2,97,278	3,48,737	2,85,170
INSTRUMENTS, APPARATUS AND APPLIANCES AND PARTS THEREOF— Electrical, <i>including</i> telegraph and telephone apparatus <i>not being</i> machinery— Electric wires and cables— Rubberinsulated Value	—	—	—	—	—	45,197	2,00,448	2,38,541	1,74,043	2,25,541
Insulations other than rubber . . . "	—	—	—	—	—	11,346	24,061	30,342	19,843	20,022
Bare copper wire (electrolytic) Cwts. †	—	348	806	293	—	2,074	18,069	10,651	14,324	1,446
Telegraph and Telephone In- struments and Apparatus . . . value	—	—	—	—	—	8,054	13,741	20,781	14,443	1,800
Standard lighting lamps (b) . . . No.	34,805	108,372	—	—	—	14,958	64,913	—	—	—
Gas-filled electric bulbs (a) . . . "	—	—	30,951	20,093	10,499	—	—	13,084	13,279	9,457
Vacuum electric bulbs (a) . . . "	—	—	21,040	60,561	41,480	—	—	7,850	21,859	17,309
Accumulators ( <i>includ-</i> <i>ing parts</i> ) . . . Value	—	—	—	—	—	3,24,118	3,79,322	1,21,658	12,060	10,050
Batteries . . . . "	—	—	—	—	—	26,422	4,356	1,140	105	106
Other kinds . . . . "	—	—	—	—	—	33,244	21,560	11,230	20,251	32,697
Total Electrical Instru- ments, etc. . . . "	—	—	—	—	—	4,60,033	7,27,170	4,55,256	2,60,267	3,25,547
Photographs . . . . "	—	—	—	—	—	2,00,339	2,24,441	1,06,770	2,26,063	2,70,192
Other kinds . . . . "	—	—	—	—	—	17,680	33,080	13,649	89,541	60,909
Total Instruments, Appa- ratus and Appliances, etc. "	—	—	—	—	—	6,84,052	9,85,491	6,65,714	6,05,876	6,56,038
IVORY— Unmanufactured . . . Lbs.	2,475	5,888	3,201	4,197	8,383	17,337	36,345	20,075	19,184	34,050
LEATHER . . . . Value	—	—	—	—	—	50,171	22,032	14,610	45,055	44,900
LIQUORS, <i>including</i> DENA- TURED AND PERFUMED SPIRITS— Alo and beer— In bottles . . . Gals.	2,992	4,532	28,361	2,900	1,042	5,250	8,138	45,275	6,255	1,744
In bulk . . . . "	14,196	11,354	10,272	11,258	8,140	41,190	38,197	37,009	36,535	27,171
Spirit— Spirit, present in drugs, medicines or chemicals . . .	186	349	172	417	850	5,207	8,751	4,459	11,097	22,540
Spirit, perfumed . . . "	123	286	30	1	382	11,329	17,799	4,554	963	16,592
Other sorts . . . . "	220	54	89	86	116	3,020	1,325	1,159	1,100	1,407
Total Spirit . . . . "	529	688	241	504	1,348	19,556	27,886	10,172	13,160	40,629
Wines— Champagne and other sparkling wines . . . "	2,804	3,596	1,510	1,808	2,544	83,006	1,17,166	44,378	64,537	75,946
Still red wines, <i>other</i> <i>than</i> Port . . . . "	656	671	128	281	856	11,827	11,985	1,808	2,038	8,112
Other sorts of Liquors . . . "	217	172	95	100	534	3,897	2,254	1,283	1,224	4,398
Total Liquors . . . . "	27,306	21,013	40,613	16,800	14,473	1,64,735	2,06,220	1,40,005	1,14,729	1,58,000

† Quantity shown from 1930-31.  
(a) Separately recorded from 1931-32,  
(b) Discontinued from 1931-32.

BELGIUM—continued  
IMPORTS THEREFROM—continued

ARTICLES	QUANTITY					VALUE				
	1929-30	1930-31	1931-32	1932-33	1933-34	R	R	R	R	R
<b>MACHINERY AND MILLWORK—</b>										
Prime movers (other than electrical)—										
Locomotives (excluding those for railways)—										
Railway locomotives—										
Engines, tenders and parts thereof . . . Value	—	—	—	—	—	1,23,782	2,03,796	7,10,734	1,10,933	1,58,024
Others . . . " "	—	—	—	—	—	6,217	22,202	8,713	1,465	1,231
Other than locomotives—										
Oil Engines . . . No.	24	33	37	31	21	1,83,478	1,64,788	1,79,399	32,698	35,569
Parts of oil Engines . . . Value	—	—	—	—	—	70,129	17,610	28,686	35,724	15,468
Steam Engines . . . No.	1	..	..	2	16	48,028	..	..	1,00,664	1,30,562
Parts of steam Engines . . . Value	—	—	—	—	—	16,200	5,641	5,232	13,588	11,434
Others . . . " "	—	—	—	—	—	2,370	536	496	266	4,005
Total prime movers (other than electrical) . . . "	—	—	—	—	—	4,50,204	4,14,582	9,33,260	2,04,732	3,56,293
<b>Electrical machinery of all kinds, etc.—</b>										
Control and switch gear . . . "	—	—	—	—	—	9,060	11,976	6,888	1,433	1,751
Generators, alternators and dynamos . . . "	—	—	—	—	—	35,644	33,627	1,995	469	2,419
Motors . . . "	—	—	—	—	—	1,18,303	17,049	49,733	13,833	37,474
Turbo-generating sets . . . "	—	—	—	—	—	..	64,785	67,043	4,294	..
Transformers . . . "	—	—	—	—	—	3,565	7,612	17,921	9,986	1,776
Other kinds . . . "	—	—	—	—	—	2,89,531	2,62,106	2,80,522	71,115	26,054
<b>Machinery, not being prime movers or electrical machinery—</b>										
Aerated water making machinery . . . "	—	—	—	—	—	13,616	834	..	..	..
Agricultural machines . . . "	—	—	—	—	—	14,079	47,062	7,988	1,918	9,741
Bellers . . . "	—	—	—	—	—	1,00,649	68,061	12,322	14,392	5,178
Metal working machinery (including machine tools) . . . "	—	—	—	—	—	12,245	4,640	9,838	3,070	3,314
Mining machinery . . . "	—	—	—	—	—	1,08,540	99,081	6,68,451	87,470	47,941
Oil crushing and refining machinery . . . "	—	—	—	—	—	4,802	19,386	1,59,410	24,367	1,615
Paper mill machinery . . . "	—	—	—	—	—	4,456	4,393	2,047	1,894	26,553
Pumping machinery (b) . . . "	—	—	—	—	—	..	..	..	..	30,536
Rice and flour mill machinery . . . "	—	—	—	—	—	59,727	29,594	9,582	17,266	15,991
Sewing and knitting machines and parts thereof . . . "	—	—	—	—	—	6,749	2,395	4,523	..	..
Sugar machinery . . . "	—	—	—	—	—	3,110	..	22,761	31,76,262	34,79,283
Tea machinery . . . "	—	—	—	—	—	..	..	..	..	16,947
Textile machinery—										
Cotton . . . "	—	—	—	—	—	1,01,289	34,834	40,258	39,981	51,516
Jute . . . "	—	—	—	—	—	18,628	8,828	3,099	14,991	4,132
Other sorts of machinery . . . "	—	—	—	—	—	3,22,508	3,08,169	3,85,011	93,761	1,41,468
Total Machinery and Millwork . . . "	—	—	—	—	—	17,67,605	14,30,064	26,78,232	38,61,937	42,59,682
<b>MANURES (excluding oil cakes)†—</b>										
Nitrogenous—										
Nitrate of Soda . . . Tons	22	149	331	454	659	3,376	22,324	43,101	56,862	75,179
Sulphate of Ammonia . . . "	1,106	401	100	1,257	..	1,62,307	51,197	9,834	1,24,213	..
Potassic—										
Muriate of Potash . . . "	2	..	1,475	10	292	266	..	1,82,230	2,842	35,958
Others(a) . . . "	—	—	395	70	335	..	..	30,636	12,224	34,853
Phosphatic—										
Superphosphate(a) . . . "	7,332	4,185	1,814	505	215	..	..	99,851	41,536	21,381
Others . . . "	..	..	753	401	402	7,01,839	2,70,152	36,016	25,283	23,980
Other sorts of manures . . . "	3	..	10	258	11	586	..	5,418	20,933	1,210
Total of Manures . . . "	8,465	4,735	4,378	2,955	1,004	8,68,374	3,43,673	4,07,086	2,83,803	1,92,161
<b>METALS AND ORES—</b>										
Aluminium—										
Aluminium—										
Rolled . . . Cwts.	831	..	..	..	..	67,500	..	..	..	..
Other manufactures . . . "	1,261	264	204	692	151	1,79,296	37,024	25,987	1,06,153	13,045
Total Aluminium . . . "	2,092	264	204	692	151	2,46,796	37,024	25,987	1,06,153	13,045
Brass, Bronze, and similar alloys and manufactures thereof—										
Wrought—										
Mixed or yellow metal, for sheathing . . . "	235	1,127	652	267	120	14,784	47,568	23,523	10,251	3,322
Rods . . . "	..	2	20	..	2	12,221	109	1,869	..	62
Sheets . . . "	176	116	120	86	134	11,963	6,693	6,855	5,865	9,212
Tubes . . . "	164	2	2	12	..	11,471	108	123	651	23
Wire . . . "	147	194	66	207	15	8,795	10,357	2,960	7,215	583
Other sorts . . . "	188	1,034	432	464	798	18,875	40,428	32,628	86,733	52,959
Total Brass, Bronze and similar alloys and manufactures thereof . . . "	1,178	2,496	1,310	1,036	1,069	78,109	1,45,383	67,658	60,615	66,152

† Shown under revised classification from 1931-32.  
(a) Separately recorded from 1931-32.  
(b) Separately re recorded from 1933-34.

No. 13—continued

BELGIUM—continued  
IMPORTS THEREFROM—continued

ARTICLES	QUANTITY					VALUE				
	1929-30	1930-31	1931-32	1932-33	1933-34	1929-30	1930-31	1931-32	1932-33	1933-34
						R	R	R	R	R
<b>METALS AND ORES—continued</b>										
<b>Copper—</b>										
<b>Wrought—</b>										
Rods . . . Cwts.	98	622	448	154	40	0,840	28,288	17,451	5,785	2,243
Sheets . . . "	7,006	7,218	2,658	9,231	2,895	4,19,271	3,61,004	1,16,835	3,17,237	60,437
Tubes . . . "	732	633	101	176	100	52,756	40,990	5,212	7,827	4,036
Wire excluding wire of telegraph and telephone . . . "	46	408	702	948	224	3,068	22,070	30,576	30,222	8,432
Others . . . "	173	70	180	195	40	14,312	4,748	9,583	7,973	1,606
<b>Total Copper (excluding ore) . . . "</b>	<b>8,064</b>	<b>8,951</b>	<b>4,080</b>	<b>10,699</b>	<b>3,308</b>	<b>4,06,255</b>	<b>4,58,809</b>	<b>1,79,656</b>	<b>3,77,644</b>	<b>1,06,874</b>
<b>Iron—</b>										
Pig . . . Tons	..	1	40	..	..	..	59	3,642	..	..
<b>Manufactures—</b>										
Angle and tee, bolt and rod . . . "	108	266	555	2,064	524	13,462	25,583	47,355	1,93,872	50,506
Bars and channels . . . "	2,367	1,851	314	234	138	2,35,598	1,76,856	31,040	17,702	10,413
Rice bowls . . . "	..	..	3	6	..	..	..	804	1,670	..
<b>Total Iron (excluding ore) . . . "</b>	<b>2,475</b>	<b>2,118</b>	<b>921</b>	<b>2,304</b>	<b>662</b>	<b>2,49,048</b>	<b>2,02,468</b>	<b>83,801</b>	<b>2,12,750</b>	<b>60,979</b>
<b>Steel—</b>										
Angle and tee . . . "	27,038	12,740	9,900	6,131	5,014	28,27,941	11,62,887	7,91,889	4,31,939	4,05,094
Spring . . . "	..	37	88	69	..	..	8,885	11,652	6,507	..
Bars . . . "	81,517	43,684	33,535	32,008	27,669	85,82,053	33,95,550	25,64,027	22,68,439	23,11,904
<b>Cast—</b>										
<b>Toolsteel—</b>										
High speed . . . "	3	15	3	..	0	17,833	35,297	5,268	90	8,590
Other cast steel . . . "	19	10	..	111	53	9,024	1,882	..	10,241	11,823
Ingot, blooms, billets and slabs . . . "	146	63	268	..	42	15,196	6,672	10,575	..	4,289
<b>Total Steel . . . "</b>	<b>108,723</b>	<b>56,549</b>	<b>43,794</b>	<b>38,314</b>	<b>32,784</b>	<b>1,14,02,047</b>	<b>50,96,173</b>	<b>33,90,006</b>	<b>27,17,312</b>	<b>27,42,199</b>
<b>Iron or Steel—</b>										
Beams, channels, pillars, girders, and bridgework . . . "	30,347	22,485	9,483	5,852	5,083	29,17,808	19,62,719	7,41,304	4,20,198	4,11,535
Bolts and nuts . . . "	5,543	3,815	2,804	3,253	8,460	12,48,728	7,05,054	5,56,301	6,20,164	6,79,384
Fencing materials and wire . . . "	2,544	2,393	1,085	1,321	1,000	5,84,085	4,46,723	2,26,407	3,11,662	2,19,513
Hoops and strips . . . "	17,248	12,838	7,513	10,109	7,741	22,67,722	15,95,709	8,60,414	10,49,690	9,31,602
Nails, rivets, and washers (excluding wire nails) . . . "	4,970	4,082	2,555	2,564	2,171	11,49,436	8,91,865	5,49,384	5,53,150	3,82,353
Pipes and fittings, cast . . . "	444	172	68	46	47	73,030	26,048	19,971	23,793	19,823
Rails, chairs and fish-plates . . . "	5,300	4,848	976	39	213	5,91,540	6,17,795	1,27,144	3,425	22,006
Screws . . . "	222	251	671	901	385	1,28,294	1,38,111	3,72,475	4,39,081	1,50,718
<b>Sheets and Plates—</b>										
<b>Galvanized—</b>										
Corrugated . . . "	44,646	39,445	20,940	16,790	3,804	90,12,578	70,10,441	42,97,176	26,08,584	6,23,416
Plain . . . "	6,328	8,705	6,461	4,313	1,617	13,11,543	16,58,045	13,21,856	6,91,348	2,49,407
Tinned . . . "	1	24	..	24	12	610	4,622	..	6,691	3,335
Not galvanized or tinned . . . "	14,812	11,861	4,658	2,076	3,117	10,88,171	12,37,759	4,27,205	2,36,842	3,17,062
Sleepers and keys of iron or steel for railways . . . "	50,802	13,860	345	1,408	316	44,08,330	13,97,553	41,441	1,22,636	30,660
Tubes, pipes and fittings, wrought . . . "	2,744	3,556	1,150	836	753	6,79,518	9,70,810	3,33,230	2,43,268	1,81,813
Wire other than fencing wire . . . "	3,084	3,054	3,257	2,649	1,853	5,24,784	4,41,810	4,57,302	4,12,103	2,82,377
Wire nails . . . "	5,132	5,624	6,202	5,739	4,005	9,12,538	8,97,478	9,61,920	10,82,538	6,50,418
Wire rope . . . "	15	51	105	18	70	6,081	9,975	20,687	6,168	27,357
Other manufactures of iron or steel . . . "	7,418	12,201	4,705	4,872	3,252	12,69,372	17,22,025	5,52,961	5,55,748	3,61,817
<b>Total Iron or Steel . . . "</b>	<b>201,140</b>	<b>148,766</b>	<b>78,088</b>	<b>63,410</b>	<b>39,048</b>	<b>2,87,64,708</b>	<b>2,18,13,737</b>	<b>1,18,66,738</b>	<b>63,87,584</b>	<b>55,74,595</b>

No. 13—continued  
 BELGIUM—continued  
 IMPORTS THEREFROM—continued

ARTICLES	QUANTITY					VALUE				
	1929-30	1930-31	1931-32	1932-33	1933-34	1929-30	1930-31	1931-32	1932-33	1933-34
	R	R	R	R	R	R	R	R	R	R
<b>METALS AND ORES—concluded</b>										
<b>Lead—</b>										
Wrought—										
Sheets . . . . . Cwts.	7,807	4,476	1,813	497	..	1,46,170	74,867	21,800	5,500	..
Pipes and tubes . . . . . "	5,850	5,486	2,087	861	12	1,19,770	1,01,607	42,318	13,519	220
Other sorts . . . . . "	259	789	80	656	69	5,530	16,432	1,537	7,780	1,245
<b>Total Lead . . . . . "</b>	<b>13,916</b>	<b>10,751</b>	<b>4,580</b>	<b>2,014</b>	<b>81</b>	<b>2,71,470</b>	<b>1,92,906</b>	<b>65,655</b>	<b>26,805</b>	<b>1,465</b>
Quick Silver . . . . . Lbs.	15,404	1,875	33	..	..	63,399	7,449	30	..	..
Tin . . . . . Cwts.	92	98	7	77	31	11,816	10,256	829	11,943	5,037
<b>Zinc or spelter—</b>										
Unwrought . . . . . "	740	1,731	1,314	1,009	2,456	15,729	25,375	18,499	15,288	35,694
Wrought or manufac- tured . . . . . "	28,111	20,191	14,351	21,710	22,709	6,78,676	3,97,002	2,23,441	3,62,148	3,88,014
Other sorts . . . . . "	1,676	2	..	122	..	38,550	12	..	1,540	..
<b>Total Zinc or Spelter . . . . . "</b>	<b>30,527</b>	<b>21,924</b>	<b>15,665</b>	<b>22,001</b>	<b>25,225</b>	<b>7,33,264</b>	<b>4,22,389</b>	<b>2,41,940</b>	<b>3,78,976</b>	<b>4,24,303</b>
<b>Other metals . . . . . Tons</b>	<b>..</b>	<b>668</b>	<b>6</b>	<b>..</b>	<b>539</b>	<b>..</b>	<b>14,898</b>	<b>3,084</b>	<b>89</b>	<b>8,084</b>
<b>Total Metals (excluding ores) . . . . . "</b>	<b>315,153</b>	<b>209,705</b>	<b>119,051</b>	<b>105,899</b>	<b>74,014</b>	<b>4,23,24,150</b>	<b>2,84,10,535</b>	<b>1,59,25,401</b>	<b>1,32,70,571</b>	<b>90,02,738</b>
<b>Total Ores . . . . . "</b>	<b>..</b>	<b>..</b>	<b>5</b>	<b>..</b>	<b>..</b>	<b>..</b>	<b>..</b>	<b>601</b>	<b>..</b>	<b>33</b>
<b>Total Metals and Ores . . . . . "</b>	<b>315,153</b>	<b>209,705</b>	<b>119,056</b>	<b>105,899</b>	<b>74,014</b>	<b>4,23,24,150</b>	<b>2,84,10,535</b>	<b>1,59,25,904</b>	<b>1,32,97,571</b>	<b>90,02,771</b>
<b>OILS—</b>										
<b>Animal—</b>										
Fish oil . . . . . Gals.	..	175	70	27,555	2,667	..	5,165	5,300	40,101	3,398
Essential . . . . . "	5	..	..	28	84	78	..	..	1,587	949
<b>Mineral—</b>										
Lubricating Oils . . . . . "	42,090	1,448	16,517	102,248	1,06,323	21,539	1,919	14,942	9,55,421	1,30,692
Other kinds . . . . . "	218,343	175,900	136,856	127,813	82,350	2,21,269	1,56,790	98,931	95,820	53,877
Mineral grease includ- ing Petroleum Jelly(b) Lbs.	..	..	53,310	147,044	263,846	..	..	15,218	41,414	63,690
<b>Vegetable Oils . . . . . Gals</b>	<b>89,313</b>	<b>98,091</b>	<b>53,243</b>	<b>36,818</b>	<b>70,969</b>	<b>1,70,657</b>	<b>60,121</b>	<b>61,504</b>	<b>42,380</b>	<b>69,698</b>
<b>Total Oils . Value</b>	<b>349,751</b>	<b>215,704</b>	<b>..</b>	<b>..</b>	<b>..</b>	<b>4,23,543</b>	<b>2,83,091</b>	<b>1,93,895</b>	<b>11,76,723</b>	<b>3,22,202</b>
<b>OIL-CLOTH AND FLOOR- CLOTH . . . . . Sq. Yds.</b>	<b>33,530</b>	<b>9,580</b>	<b>6,246</b>	<b>16,730</b>	<b>78,774</b>	<b>38,142</b>	<b>8,313</b>	<b>4,336</b>	<b>12,169</b>	<b>48,723</b>
<b>PACKING-ENGINE AND BOILER OF ALL KINDS excluding ASBESTOS TUBS . . . . . Value</b>										
	..	..	..	..	..	14,292	15,183	2,600	126	429
<b>PAINTS AND PAINTERS' MATERIALS—</b>										
<b>Paints and Colours—</b>										
Barytes . . . . . Cwts.	..	21,649	887	24,634	19,686	..	52,011	39,305	50,280	41,111
Blue paint or Paris blue . . . . . "	599	1,467	1,061	727	944	20,012	41,084	40,666	20,008	26,473
Red Lead—										
Genuine dry . . . . . "	261	29	40	535	219	5,767	574	882	5,383	2,674
Reduced, dry . . . . . "	151	375	10	1,001	50	2,993	2,993	136	13,866	476
White Lead—										
Genuine, dry . . . . . "	415	2,278	..	..	..	11,227	51,331	..	..	8
Zinc, white—										
Genuine, dry . . . . . "	2,634	3,410	1,986	947	461	52,380	64,362	34,114	15,516	5,829
Lithophone (a) —										
Molt . . . . . "	..	6,121	509	..	..	..	..	9,324	..	..
Dry . . . . . "	..	..	925	3,313	1,503	..	80,879	12,185	39,590	16,375
Other sorts—										
Coloured dry (a) . . . . . "	..	10,779	8,148	7,673	6,498	..	1,13,775	82,831	72,506	75,029
<b>Other sorts including   Painters' materials . Value</b>	<b>..</b>	<b>..</b>	<b>..</b>	<b>..</b>	<b>2,321</b>	<b>4,79,254</b>	<b>77,229</b>	<b>1,03,213</b>	<b>1,19,046</b>	<b>86,305</b>
<b>Total Paints and Paint- ers' materials . . . . . "</b>	<b>..</b>	<b>..</b>	<b>..</b>	<b>..</b>	<b>..</b>	<b>5,69,939</b>	<b>4,85,238</b>	<b>3,24,766</b>	<b>3,30,197</b>	<b>2,54,280</b>
<b>PAPER AND PASTEBOARD—</b>										
<b>Paper—</b>										
Packing paper . . . . . Cwts.	5,114	4,324	3,096	2,426	1,253	1,16,313	67,429	62,624	26,874	19,996
Printing paper—										
News printing . . . . . "	627	568	101	402	105	10,610	8,165	1,382	4,827	1,743
Other sorts . . . . . "	12,765	9,867	5,934	4,587	4,982	2,80,732	2,07,721	1,21,697	1,16,568	1,17,518
Writing paper and envelopes—										
Writing paper in large sheets . . . . . "	5,870	3,904	1,945	650	303	1,24,169	84,370	36,797	13,542	9,247
Note and letter paper and envelopes . . . . . "	577	128	240	61	40	16,464	4,243	8,797	1,865	1,051
Envelopes imported separately . . . . . "	105	44	208	85	40	4,197	2,940	6,350	2,770	876
Other kinds of paper . . . . . "	3,091	3,524	1,902	3,030	5,231	99,347	1,03,612	62,655	1,08,613	1,77,010
Paper manufactures Pasteboard, millboard, and cardboard of all kinds—										
Straw boards . . . . . "	905	2,409	1,561	1,943	800	7,146	17,824	8,018	13,864	3,266
Other kinds Manufactures of Paste- board, millboard and cardboard . . . . . "	1,154	683	926	3,582	2,050	22,320	14,360	19,246	74,800	89,339
<b>Total of Pasteboard, etc.</b>	<b>864</b>	<b>234</b>	<b>52</b>	<b>84</b>	<b>213</b>	<b>17,401</b>	<b>13,188</b>	<b>3,897</b>	<b>16,784</b>	<b>11,150</b>
<b>Total Paper and Paste- board . . . . . "</b>	<b>2,648</b>	<b>3,594</b>	<b>4,882</b>	<b>6,903</b>	<b>3,812</b>	<b>56,307</b>	<b>45,541</b>	<b>1,46,639</b>	<b>1,07,124</b>	<b>89,067</b>
<b>PAPER-MAKING MATERIALS—</b>										
Pulp of wood . . . . . Cwts.	24	25	6	..	1,534	203	216	46	..	10,286
<b>PRECIOUS STONES AND PEARLS UNSET—</b>										
<b>Diamond . . . . . Value</b>	<b>..</b>	<b>..</b>	<b>..</b>	<b>..</b>	<b>..</b>	<b>65,87,055</b>	<b>39,14,989</b>	<b>29,60,407</b>	<b>68,28,016</b>	<b>55,19,531</b>
<b>Other Precious stones Total Precious Stones and Pearls unset . . . . . "</b>	<b>..</b>	<b>..</b>	<b>..</b>	<b>..</b>	<b>..</b>	<b>2,976</b>	<b>85,016</b>	<b>4,142</b>	<b>42,679</b>	<b>1,746</b>
	<b>05,40,031</b>	<b>29,60,006</b>	<b>28,04,609</b>	<b>68,70,695</b>	<b>66,21,277</b>					

(a) Shown from 1930-31.  
 (b) Separately recorded from 1931-32.

No. 13—continued  
 BELGIUM—continued  
 IMPORTS THEREFROM—continued

ARTICLES	QUANTITY					VALUE				
	1929-30	1930-31	1931-32	1932-33	1933-34	1929-30	1930-31	1931-32	1932-33	1933-34
						₤	₤	₤	₤	₤
PRINTING AND LITHOGRAPHING MACHINERY AND MATERIALS (excluding PAPER) . . . Value	—	—	—	—	—	8,126	1,94,134	3,432	5,589	11,133
PROVISIONS AND OILMAN'S STORES—										
Biscuits and cakes Cwts.	1,072	570	811	91	133	61,878	30,589	17,945	4,907	7,936
Canned and bottled provisions (not specified elsewhere)—										
Vegetable products ..	13,136	28,520	6,718	1,214	..	4,47,901	10,33,812	2,28,212	35,502	..
Other kinds . . . "	5,318	7,268	6,897	9,552	9,907	1,09,772	1,34,459	1,08,448	1,72,628	1,57,337
Cheese (including canned) ..	307	77	44	16	21	23,187	9,124	8,048	1,470	1,465
Cocoa and chocolate . . "	831	53	260	82	73	22,496	4,293	14,916	3,874	5,901
Confectionery . . . "	1,308	564	902	1,029	1,412	86,320	31,727	40,061	66,804	99,049
Other sorts of provisions Value	—	—	—	—	—	10,358	11,988	17,199	85,423	49,822
Total Provisions and Oilman's Stores . . "	—	—	—	—	—	7,61,997	12,55,992	4,35,927	3,71,008	3,22,110
RUBBER—										
Manufactures—										
Pneumatic motor covers No.	830	4,594	816	5,954	3,612	21,309	1,49,675	86,194	2,69,526	1,24,027
Pneumatic motor tubes . . . "	18	3,493	2,072	4,412	3,295	108	18,794	6,806	30,243	10,278
Pneumatic cycle covers ..	..	..	3	1,661	32,810	..	..	4	1,230	36,213
" tubes ..	..	..	..	100	29,033	..	..	..	85	13,903
Other manufactures except apparel, boots and shoes . . Value	—	—	—	—	—	18,300	19,405	6,058	9,828	4,883
Total Rubber manufactures . . . "	—	—	—	—	—	40,217	1,87,874	49,067	3,10,922	1,95,304
SOAP . . . . Cwts.	201	71	242	10	4	10,855	4,723	4,770	222	1,263
STARCH AND FARINA—										
Starch . . . . "	43,315	36,032	30,689	33,532	27,728	4,60,137	3,31,481	2,46,052	2,47,601	1,79,763
Farina and potato flour ..	1,145	975	1,005	1,758	3,948	10,599	7,181	7,291	11,906	18,628
STATIONERY (excluding PAPER) . . Value	—	—	—	—	—	1,23,431	45,548	21,374	80,224	24,058
STONE AND MARBLE—										
Stone and marble . . Tons	134	43	64	127	298	16,748	5,877	6,987	12,205	25,183
Articles of stone and marble . . . "	16	42	18	12	6	17,382	15,919	12,511	22,594	12,495
SUGAR—										
Sugar 16 Dutch Standard and above* . . "	652	—	—	—	—	1,58,888	—	—	—	—
Sugar 23 Dutch Standard and above (a) . . "	—	331	181	132	1,867	—	72,174	35,105	25,279	2,96,166
Sugar below 23 Dutch Standard and not below 16 Dutch Standard (a) . . . "	—	..	..	3	3	—	..	..	529	637
Beet sugar . . . "	1,100	..	..	2,368	..	1,68,563	..	..	2,32,725	..
Sugar 15 Dutch Standard and below . . "	..	18	40	—	..	..	3,763	11,005	—	..
Total Sugar . . . "	1,758	349	221	2,503	1,870	3,66,948	75,937	46,710	2,65,538	2,96,763

\* Discontinued from 1930-31.  
 (a) Separately recorded from 1930-31.

ARTICLES	QUANTITY					VALUE				
	1929-30	1930-31	1931-32	1932-33	1933-34	1929-30	1930-31	1931-32	1932-33	1933-34
TEA CHESTS ENTIRE OR IN SECTIONS . . . Value	—	—	—	—	—	17,183	16,165	15,930	8,051	1,584
TELEPHONE MATERIALS FOR CONSTRUCTION AND ACCESSORIES (excluding ELECTRICAL) . . .	—	—	—	—	—	11,616	6,439	1,347	1,848	873
TEXTILES—										
Cotton—										
Raw . . . . . Tons	10	3	18	..	80	22,000	2,900	20,000	1	12
Manufactures—										
Twist and yarn . . .	..	2,074	6,710	1,800	..	..	2,552	5,091	1,743	..
Blankets . . . . .	342,007	182,235	259,826	94,251	22,935	2,10,034	1,00,718	89,319	37,453	8,577
Lace and patent net Yards	245,467	52,520	94,529	63,782	..	1,56,716	33,981	47,874	37,273	..
Piece-goods—										
White (bleached) . . .	157,497	52,309	39,310	59,097	..	89,754	29,436	19,200	28,335	..
Coloured, printed, or dyed—										
Printed goods . . .	7,225	5,477	7,322	..	..	7,390	2,471	1,281	..	..
Dyed goods . . . . .	39,079	18,412	20,784	50,741	5,494	32,208	18,877	15,794	30,760	4,160
Woven coloured goods . . .	370,865	373,585	176,460	181,525	30,457	7,36,547	2,75,350	1,14,187	1,19,051	20,353
Thread, sewing . . . Lbs.	35,678	38,860	19,002	18,737	22,011	80,339	90,691	40,992	41,112	50,103
Other sorts of manufactures . . . Value	—	—	—	—	—	41,000	55,824	22,258	33,522	32,385
Total Cotton manufactures (including Twist and Yarn). . .	—	—	—	—	—	14,04,078	6,09,895	3,56,896	3,26,258	1,15,578
Haberdashery and millinery—										
Lace and embroidery . . .	—	—	—	—	—	5,630	..	1,171	3,477	1,470
Other sorts . . . . .	—	—	—	—	—	33,918	13,237	11,912	6,037	3,061
Total Haberdashery . . .	—	—	—	—	—	39,548	13,237	13,083	9,514	5,431
Jute manufactures . . .	—	—	—	—	—	11,125	5,041	1,840	656	..
Silk manufactures—										
Silk yarn, holls and warps . . . Lbs.	21,075	14,162	129,792	87,317	60,945	38,300	25,438	1,27,208	72,502	63,620
Goods of silk mixed with other materials Yards	32,891	9,458	512	5,165	..	45,175	10,430	755	8,388	..
Silk Piece-goods . . . . .	820,091	361,283	32,333	74,805	35,407	5,69,701	2,29,944	50,612	56,687	27,234
Other sorts . . . . . Value	—	—	—	—	1,743	10,662	18,369	12,902	10,753	2,882
Total Silk manufactures . . .	—	—	—	—	—	6,63,838	2,84,181	1,91,477	1,48,330	83,736
Wool—										
Worsted yarn for weaving . . . Lbs.	10,599	16,524	1,705	16,013	3,308	20,627	26,280	2,644	29,691	4,073
Knitting wool . . . . .	4,857	3,207	20,710	21,145	5	12,542	7,271	48,997	37,849	12
Manufactures—										
Blankets and rugs other than floor rugs . . .	49,667	4,456	11,487	47,470	..	30,186	2,507	4,021	20,708	..
Carpet and floor rugs Yards	1,639	176	582	3,792	12,259	2,348	184	957	4,615	14,159
Piece-goods . . . . .	222,401	106,310	78,934	504,251	539,764	5,38,574	3,89,077	1,48,186	5,85,871	4,58,757
Shawls . . . . . No.	17,762	1,340	..	2,813	90	59,733	6,230	..	7,234	891
Other sorts . . . . . Value	—	—	—	—	—	4,507	1,826	1,561	539	960
Total Woollen manufactures (including Yarn and knitting wool) . . .	—	—	—	—	—	6,68,417	4,38,444	2,02,266	6,86,505	4,78,651
Artificial silk—										
Artificial silk yarn . . . Lbs.	101,191	93,222	118,010	170,200	123,800	1,25,329	91,333	1,08,848	1,41,082	99,898
Piece-goods of cotton and artificial silk . . . Yards	557,567	216,284	112,025	80,628	22,930	4,22,337	1,65,502	64,097	51,313	22,276
Other textile (manufactured) . . . Value	—	—	—	—	—	..	..	439	1,520	13,136
TOBACCO—										
Unmanufactured . . . Lbs.	..	4,793	2,417	10,219	9,153	..	10,410	6,404	13,235	17,071
Manufactured—										
Cigars . . . . .	799	397	884	..	64	4,968	1,824	1,560	..	711
Other sorts . . . . .	1,074	18	76	150	..	1,160	50	268	1,047	..
Total Tobacco . . . . .	1,873	5,208	2,877	10,369	9,217	6,118	12,284	8,322	14,182	17,782

No. 13—continued  
 BELGIUM—continued  
 IMPORTS THEREFROM—concluded

ARTICLES	QUANTITY					VALUE				
	1929-30	1930-31	1931-32	1932-33	1933-34	1929-30	1930-31	1931-32	1932-33	1933-34
TOILET REQUISITES (NOT SPECIFIED ELSEWHERE) . Value	—	—	—	—	—	R 37,802	R 39,979	R 11,065	R 7,610	R 8,910
TOYS AND REQUISITES FOR GAMES AND SPORTS including FISHING TACKLE—										
Toys . . . . .	—	—	—	—	—	15,214	7,138	4,758	1,258	359
Requisites for games and sports (excluding firearms)—										
Playing cards . . . . .	—	—	—	—	—	4,35,616	4,63,774	3,40,150	4,29,074	98,169
Other sorts . . . . .	—	—	—	—	—	1,319	302	215	1,189	691
Total Toys and Requisites for games and sports, etc. . . . .	—	—	—	—	—	4,52,152	4,71,214	3,45,123	4,32,421	99,219
UMBRELLAS AND UMBRELLA FITTINGS . . . . .	—	—	—	—	—	36,923	22,624	3,768	1,943	810
VEHICLES, excluding LOCOMOTIVES, ETC., FOR RAILWAYS—										
Carriages and carts not mechanically propelled and parts thereof (excluding railway carriages, trucks, etc.)—										
Carriages and carts not mechanically propelled (excluding railway carriages, trucks, etc.) No.	65	76	12	10	8	21,570	9,602	2,255	412	865
Parts of carriages and carts (excluding rubber tyres) . Value	—	—	—	—	—	70,423	22,050	9,767	2,885	4,368
Total value of Carriages, etc. . . . .	—	—	—	—	—	91,993	31,652	12,012	3,097	5,233
Total value of Cycles (other than motor cycles, and parts thereof and accessories) . . . . .	—	—	—	—	—	6,159	5,863	9,931	650	1,773
Mechanically propelled vehicles (excluding railway locomotives and tractors)—										
Aircraft, parts of . . . . .	—	—	—	—	—	1,093	83,002	..	18,162	..
Carriages and parts for Railways . . . . .	—	—	—	—	—	5,90,539	5,35,157	3,98,955	1,67,350	1,48,547
Wagons and parts for Railways . . . . .	—	—	—	—	—	12,81,538	7,25,027	4,28,269	1,06,901	71,811
Motor cars (including taxi cabs) . . . . . No.	27	29	8	15	8	1,37,336	1,20,278	67,837	55,936	5,511
Motor cycles (including scooters) . . . . .	19	2	2	1	2	8,945	883	1,180	171	2,600
Motor omnibuses, motor vans and motor lorries . . . . .	12	..	..	..	—	34,583	..	..	..	..
Parts of mechanically propelled vehicles and accessories, other than of aircraft (excluding rubber tyres) Value	—	—	—	—	—	45,781	51,555	85,561	20,069	15,831
Total Mechanically propelled vehicles . . . . .	—	—	—	—	—	20,99,815	14,65,902	9,30,882	2,72,535	2,43,500
Ships, parts of (including launches and boats) . . . . .	—	—	—	—	—	64,887	3,984	..	..	..
Total Vehicles (including Locomotives, etc., for railways) . . . . .	—	—	—	—	—	22,62,859	15,07,401	9,52,825	3,76,262	2,50,820
POSTAL ARTICLES NOT SPECIFIED . . . . .	—	—	—	—	—	1,96,327	1,23,223	8,080	1,26,200	1,49,427
ALL OTHER ARTICLES OF MERCHANDISE . . . . .	—	—	—	—	—	24,826	24,020	47,948	20,119	82,697
GRAND TOTAL . . . . .	—	—	—	—	—	5,78,67,518	4,66,92,233	3,01,57,927	1,189,813	2,66,12,597



INDIAN MERCHANDISE

ARTICLES	QUANTITY					VALUE				
	1929-30	1930-31	1931-32	1932-33	1933-34	1929-30	1930-31	1931-32	1932-33	1933-34
						R	R	R	R	R
ANIMALS, LIVING . . . No.	17,243	17,492	22,062	20,068	42,811	23,203	8,180	15,130	15,020	13,875
BONES FOR MANUFACTURING PURPOSES . . . Tons	52,178	53,351	38,440	80,008	30,013	53,17,910	56,72,220	37,33,711	28,18,462	10,11,507-
BUILDING AND ENGINEERING MATERIALS OTHER THAN OF IRON, STEEL OR WOOD . . . Value	—	—	—	—	—	..	19,000	52,350	36,125	18,000
COFFEE . . . Cwts.	2,945	10,547	6,370	6,966	12,300	2,30,190	6,75,864	3,81,847	5,50,438	6,70,885
COR—										
Unmanufactured . . . Tons	69	26	12	3	5	21,430	7,904	2,800	420	660
Manufactured (excluding rope) . . . "	5,072	4,208	4,240	3,289	3,052	15,63,037	12,72,865	11,23,918	6,80,035	7,41,068
DRUGS AND MEDICINES (excluding CHEMICALS AND NARCOTICS)—										
Nux vomica . . . "	1,662	..	501	..	..	13,910	..	2,394	..	..
Senna . . . "	1,235	1,228	1,208	2,593	2,303	25,019	21,031	18,802	32,402	32,261
Other sorts of drugs and medicines . . . Value	—	—	—	—	—	..	..	..	162	50
Total Drugs and medicines . . . "	—	—	—	—	—	39,829	21,031	21,196	32,564	82,311
DYEING AND TANNING SUBSTANCES—										
Cutch and Gambier . . . Cwts.	1,295	400	150	..	..	23,211	8,706	1,360	..	..
Myrobalans . . . "	93,181	51,760	38,378	41,288	40,483	3,90,192	3,82,811	1,82,106	1,90,353	1,58,612
Other sorts . . . "	1,331	611	520	352	409	12,754	7,953	7,762	4,484	4,285
Total Dyeing and Tanning substances . . . "	95,807	52,771	39,048	41,640	40,892	4,26,157	3,48,970	1,89,237	1,04,837	1,62,897
FIBRE FOR BRUSHES AND BROOMS . . . Tons	1,512	1,539	1,240	1,195	1,132	6,14,985	5,70,040	4,37,450	4,09,970	3,44,002
FODDER, BRAN AND POLLARDS (excluding OILCAKE) . . . "	310	200	4,109	400	957	11,862	3,918	1,01,339	8,845	12,608
FRUITS AND VEGETABLES Value	—	—	—	—	—	66,770	24,677	30,850	35,684	65,730
GRAIN, PULSE AND FLOUR—										
Barley . . . Tons	198	..	3,009	..	..	23,706	..	1,86,836	..	..
Jowar and Bajra . . . "	..	..	1,904	..	15	3	..	1,32,237	..	1,500
Pulse—										
Lentils . . . "	3	5	7	10	121	485	684	800	1,230	13,586
Other sorts . . . "	50	14	..	..	..	8,610	2,553	201	67	..
Total Pulse . . . "	53	19	7	10	121	9,045	3,237	1,001	1,297	13,585
Rice in the husk (paddy) . . . "	..	501	3,354	1,220	5	..	10,171	1,42,753	50,715	183
Rice, not in the husk—										
Boiled rice . . . "	180	150	..	5	..	25,300	16,352	..	542	..
Cleaned rice . . . "	7,000	17,940	22,978	7,822	10,592	8,00,385	18,38,056	14,55,212	5,51,042	5,78,599
Broken cleaned rice . . . "	19,657	27,009	23,176	19,925	30,850	19,78,075	24,53,251	11,83,258	9,02,912	9,62,611
Other sorts . . . "	3,100	1,050	2,680	915	..	4,08,467	1,09,533	1,89,228	64,089	..
Total rice, not in the husk . . . "	29,943	46,149	46,834	28,667	40,942	32,67,177	44,17,192	28,27,698	15,78,505	15,41,210
Wheat . . . "	..	6,359	..	..	..	..	6,89,780	..	..	..
Other sorts . . . "	21	25	32	76	52	3,767	4,998	3,702	13,572	8,044
Total Grain Pulse and Flour . . . "	30,215	53,058	57,140	29,979	41,136	33,03,698	51,34,278	32,94,228	16,58,149	15,64,522
GUMS AND RESINS . . . Cwts.	6,480	4,405	1,756	1,628	2,483	1,85,342	1,02,483	26,602	26,525	46,802

No. 13—continued  
BELGIUM—continued  
EXPORTS THERETO—continued

INDIAN MERCHANDISE—continued

ARTICLES	QUANTITY					VALUE				
	1929-30	1930-31	1931-32	1932-33	1933-34	1929-30	1930-31	1931-32	1932-33	1933-34
<b>HIDES AND SKINS, RAW—</b>										
Hides, raw—						R	R	R	R	R
Buffalo hides . . . . .	Tons 33	8	18	10	20	35,493	7,847	10,417	9,147	11,476
	=No. =7,720	=2,800	=3,770	=4,150	=8,040					
Cow " . . . . .	Tons 167	30	10	1	7	2,15,442	34,856	10,244	243	4,073
	=No. =43,663	=7,770	=3,300	=100	=2,400					
Calf, skins—										
Buffalo calf skins	Tons 0	8	..	..	..	7,941	5,611	..	..	125
	=No. =3,850	=2,250	..	..	=100					
Cow calf skins	Tons 34	30	3	..	..	40,540	33,699	2,812	..	..
	=No. =17,473	=17,667	=1,000	..	..					
Total Calf skins	Tons 43	38	3	..	..	48,481	39,301	2,812	..	125
	=No. =21,323	=19,917	=1,000	..	=100					
Total Hides, raw	Tons 248	76	31	11	27	2,99,416	82,004	23,478	9,390	16,573
	=No. =72,706	=30,487	=8,070	=4,150	=10,540					
<b>Skins, raw—</b>										
Goat skins . . . . .	Tons 296	202	247	249	149	17,85,766	8,76,839	7,48,352	5,72,755	4,45,009
	=No. =788,958	=480,238	=542,252	=628,810	=845,461					
Sheep skins	Tons 20	4	..	..	7	29,687	4,830	..	..	12,900
	=No. =30,000	=5,152	..	..	=12,000					
Other skins	Tons 7	..	4	3	3	1,06,576	..	19,000	14,315	9,100
	=No. =51,783	..	=18,056	=8,852	=6,000					
Total Hides and Skins, raw (excluding cuttings of hides and skins, raw)	Tons 571	282	282	263	186	22,21,445	9,63,673	7,91,725	5,98,493	4,82,772
	=No. =943,447	=515,877	=568,378	=541,812	=374,001					
<b>HORNS, TIPS AND PIECES OF HORNS</b>										
KAPOK . . . . .	Owts. 4,951	4,027	1,728	5,437	6,219	94,903	72,813	25,138	62,450	69,086
	935	481	514	856	102	45,707	22,000	20,080	23,316	2,000
<b>LAC—</b>										
Button . . . . .	130	370	402	395	120	15,693	23,280	22,610	18,197	8,715
Seed . . . . .	1,099	8,039	11,171	2,461	12,562	1,08,293	4,11,684	4,34,001	80,042	4,55,104
Shell . . . . .	5,402	4,477	4,705	8,707	3,025	6,37,166	2,49,844	2,06,824	1,03,404	1,04,287
Stick . . . . .	1,910	1,305	8,346	303	4,302	1,49,606	42,443	1,89,550	7,398	99,848
Other kinds . . . . .	25,856	14,054	13,544	683	13,234	6,37,816	2,50,036	1,79,800	9,215	1,33,521
Total Lac . . . . .	34,397	28,335	38,318	7,339	33,243	13,68,574	9,77,287	10,31,785	2,18,816	7,90,475
<b>LEATHER—</b>										
Skins, tanned or dressed	Tons 1	..	4	1	..	7,680	8,400	19,384	5,669	2,400
	=No. =6,800	=5,313	=8,300	..	=1,200					
<b>MANURES—</b>										
Bones for manurial purposes . . . . .	Tons 48	..	2,200	930	2,207	6,020	..	2,52,356	95,561	1,76,702
	1,335	1,427	620	15	619	1,63,195	1,91,216	42,120	900	42,161
Bone-meal . . . . .	185	402	202	138	54	24,559	55,944	32,930	12,420	4,460
Other kinds . . . . .	100	..	100	304	..	7,330	90	2,100	15,043	..
<b>METALS AND ORES—</b>										
Brass, Bronze and similar alloys and manufacture thereof unwrought . . . . .	Cwts. ..	820	..	..	..	..	21,000	..	..	80
Chromite (chrome iron ore) . . . . .	Tons 130	267	200	761	1,934	6,346	9,850	6,500	29,849	61,731
Ferro-manganese . . . . .	2,000	..	..	..	..	12,000	..	..	..	..
<b>Iron or steel—</b>										
Pig . . . . .	4,354	13,626	3,302	1,786	477	1,08,281	4,37,544	1,15,535	57,518	11,430
Lead . . . . .	Cwts. 211,479	29,844	33,626	..	2,631	23,26,145	4,39,300	4,68,411	..	9,903
Tin . . . . .	1,700	7,572	10,853	5,400	..	3,505	8,787	12,248	6,820	..
Ferrous manganese ore . . . . .	Tons 5,600	3,000	1,200	..	..	33,600	19,500	7,200	..	..
Manganese ore . . . . .	177,584	78,495	35,400	32,452	18,854	48,23,671	23,97,918	10,65,100	9,40,645	3,12,076
Wolfram ore . . . . .	125	122	852	25	202	1,78,000	1,00,805	2,24,578	11,385	1,52,053
Zinc or spelter . . . . .	Cwts. 1,250,950	1,195,000	1,128,300	985,000	1,229,070	62,54,750	54,25,000	28,16,250	23,37,500	29,68,700
Metals, unenumerated . . . . .	11,985	2,023	205	2,046	1,558	51,937	10,923	6,316	23,857	29,504
Ores unenumerated . . . . .	Tons 1,723	8,126	759	104	1,065	54,748	1,12,850	13,211	8,130	66,290
Total Metals and ores . . . . .	265,369	100,899	99,745	52,253	84,783	1,39,40,953	30,84,567	47,34,349	24,19,700	30,17,147
MICA . . . . .	Cwts. 2,311	1,215	1,038	537	881	1,03,270	89,055	62,496	50,696	62,762

No. 13—continued  
 BELGIUM—continued  
 EXPORTS THERETO—continued

INDIAN MERCHANDISE—concluded

ARTICLES	QUANTITY					VALUE				
	1929-30	1930-31	1931-32	1932-33	1933-34	1929-30	1930-31	1931-32	1932-33	1933-34
						R	R	R	R	R
<b>OILS—</b>										
Essential— Lemongrass oil . . . Gals.	1,636	534	36	580	62	21,674	7,300	360	5,860	612
Vegetable, non-essential— Castor . . . . . "	5,610	19,475	23,076	15,539	22,572	13,210	47,925	38,752	24,152	37,050
Other kinds . . . . . "	1,025	4,571	20,208	43,378	3,931	2,120	6,222	20,000	52,950	4,630
<b>Total Oils . . . . . "</b>	<b>8,271</b>	<b>24,580</b>	<b>43,320</b>	<b>59,907</b>	<b>26,565</b>	<b>37,034</b>	<b>61,447</b>	<b>63,172</b>	<b>82,012</b>	<b>42,292</b>
<b>OILCAKES . . . . . Tons</b>	<b>17,732</b>	<b>12,074</b>	<b>17,169</b>	<b>25,318</b>	<b>17,993</b>	<b>23,66,172</b>	<b>10,43,020</b>	<b>12,20,301</b>	<b>13,28,156</b>	<b>12,95,139</b>
<b>PARAFFIN WAX . . . . . "</b>	<b>4,136</b>	<b>3,781</b>	<b>2,517</b>	<b>4,214</b>	<b>4,320</b>	<b>20,54,255</b>	<b>17,44,120</b>	<b>10,91,800</b>	<b>18,04,215</b>	<b>18,53,273</b>
<b>SEEDS—</b>										
Oil-seeds— Castor . . . . . "	3,549	5,145	4,069	4,010	300	7,44,719	8,30,532	0,14,318	5,88,630	37,345
Groundnuts . . . . . "	8,108	2,229	4,457	8,627	13,401	18,45,315	3,86,799	6,80,479	13,94,239	14,19,458
Linseed . . . . . "	12,835	13,223	760	345	10,204	33,40,185	23,68,229	90,594	39,745	12,66,716
Moha . . . . . "	300	1,130	..	146	..	46,625	1,19,795	..	16,874	..
Mustard . . . . . "	234	369	521	501	324	63,161	91,203	07,107	1,16,396	44,822
Niger . . . . . "	394	347	154	178	254	69,526	53,094	21,743	25,880	26,222
Rape . . . . . "	2,701	1,825	1,250	2,775	4,318	5,63,522	3,00,295	1,05,220	3,53,295	4,01,028
Sesamum (oil or linfln) . . . . . "	..	..	400	..	..	..	..	64,984	70	..
Others . . . . . "	456	174	403	103	573	61,180	20,983	38,892	13,781	66,398
<b>Total oil-seeds . . . . . "</b>	<b>28,577</b>	<b>24,492</b>	<b>12,019</b>	<b>16,985</b>	<b>29,494</b>	<b>67,30,233</b>	<b>46,70,930</b>	<b>17,82,337</b>	<b>25,49,030</b>	<b>33,52,589</b>
Other than oil-seeds . . . . . "	..	..	..	..	..	..	..	..	80	..
<b>Total Seeds . . . . . "</b>	<b>28,577</b>	<b>24,492</b>	<b>12,019</b>	<b>16,985</b>	<b>29,494</b>	<b>67,30,233</b>	<b>46,70,930</b>	<b>17,82,337</b>	<b>25,49,010</b>	<b>33,52,589</b>
<b>SPICES—</b>										
Pepper . . . . . "	351	50	143	50	..	33,906	3,500	8,025	1,300	..
Other sorts . . . . . "	11	5	..	..	40	3,540	1,120	..	20	1,000
<b>Total Spices . . . . . "</b>	<b>362</b>	<b>55</b>	<b>143</b>	<b>50</b>	<b>40</b>	<b>37,446</b>	<b>4,620</b>	<b>8,625</b>	<b>1,320</b>	<b>1,000</b>
<b>TWA WASTE . . . . . "</b>	<b>150,610</b>	<b>32,472</b>	<b>..</b>	<b>44,800</b>	<b>..</b>	<b>19,276</b>	<b>4,158</b>	<b>..</b>	<b>600</b>	<b>..</b>
<b>TEXTILES—</b>										
Cotton— Raw . . . . . "	60,862	83,836	21,548	22,315	25,826	5,63,09,749	2,63,67,770	1,18,53,642	1,28,86,145	1,43,04,726
Waste . . . . . Cwts.	49,038	35,391	33,401	20,669	23,804	9,81,640	4,06,207	3,68,104	3,23,426	3,39,110
Hemp (chiefly senn)— Raw . . . . . "	180,638	151,030	116,616	41,689	110,645	27,05,005	19,70,269	14,83,746	5,06,074	11,21,868
Jute— Raw . . . . . Tons	46,298	47,015	45,889	40,078	55,935	1,54,36,564	99,32,378	84,18,007	70,71,726	63,11,857
Twist and yarn . . . . . Lbs.	38,600	..	..	..	21,980	8,114	..	..	..	3,279
Manufactures— Gunny bags . . . . . No.	12,491,400	11,975,547	6,721,200	6,709,700	9,123,400	37,77,274	28,71,503	14,61,748	14,50,598	19,78,663
Other kinds . . . . . Cwts.	446	..	..	..	..	5,000	..	..	..	..
<b>Total Jute Manufactures (including Twist and yarn) . . . . . Value</b>	<b>—</b>	<b>—</b>	<b>—</b>	<b>—</b>	<b>—</b>	<b>37,90,388</b>	<b>28,71,503</b>	<b>14,61,748</b>	<b>14,50,598</b>	<b>19,81,943</b>
Wool, raw . . . . . Lbs.	795,643	976,813	496,327	1,006,382	2,746,578	7,36,720	6,22,166	2,32,538	4,70,306	11,50,147
.. manufactures . . . . . Value	—	—	—	—	—	1,160	1,640	6,278	..	400
<b>TOBACCO, UNMANUFACTURED . Lbs.</b>	<b>111,154</b>	<b>1,022,182</b>	<b>118,318</b>	<b>21,188</b>	<b>367,265</b>	<b>20,520</b>	<b>1,45,212</b>	<b>28,125</b>	<b>5,735</b>	<b>58,555</b>
<b>WOOD AND TIMBER—</b>										
Timber other than Railway sleepers— Teak wood . . . . . Cubic Tons	592	315	252	517	503	1,61,214	75,027	59,038	1,80,307	1,00,913
<b>ALL OTHER ARTICLES OF MERCHANDISE . . . . . Value</b>	<b>—</b>	<b>—</b>	<b>—</b>	<b>—</b>	<b>—</b>	<b>61,934</b>	<b>55,600</b>	<b>31,731</b>	<b>77,276</b>	<b>99,177</b>
<b>GRAND TOTAL . . . . .</b>	<b>—</b>	<b>—</b>	<b>—</b>	<b>—</b>	<b>—</b>	<b>12,15,72,442</b>	<b>7,53,11,727</b>	<b>4,45,52,059</b>	<b>4,01,50,988</b>	<b>4,48,32,660</b>

No. 13—continued  
BELGIUM—concluded  
EXPORTS THERETO—concluded

## FOREIGN MERCHANDISE

ARTICLES	QUANTITY					VALUE				
	1929-30	1930-31	1931-32	1932-33	1933-34	1929-30	1930-31	1931-32	1932-33	1933-34
						£	£	£	£	£
COAL AND COKE . . . Tons	..	650	..	..	..	..	18,000	..	..	..
DRUGS AND MEDICINES . Value	—	—	—	—	—	670	1,474	2,200	..	13,279
DYEING AND TANNING SUBSTANCES— Aniline . . . . Lbs.	558	17,010	9,442	..	..	840	25,215	12,072	..	..
GUMS AND RESINS . . . Cwts.	15,543	7,468	4,034	2,847	5,511	4,51,621	1,49,682	65,502	32,491	59,180
HARDWARE (excluding CUT- LERY AND ELECTROPLATED WARE) . . . . Value	—	—	—	—	—	29,082	43,345	79,753	42,751	18,415
INSTRUMENTS—Electrical . "	—	—	—	—	—	535	19,800	1,980	217	28,947
LEATHER MANUFACTURES . "	—	—	—	—	—	..	2,939	10,648	..	..
MACHINERY AND MILLWORK . "	—	—	—	—	—	10,903	7,665	9,112	22,850	11,971
METALS AND ORES . Tons	1,235	467	2,893	7	27	59,390	18,002	49,417	1,460	8,869
PRECIOUS STONES AND PEARLS UNSET . . . . Value	—	—	—	—	—	..	..	60,407	..	..
RUBBER MANUFACTURE . "	—	—	—	—	—	..	45,425	4,390	46,922	10
TEXTILES— Cotton— Manufactures— Piecegoods . . . . Yards	364	13,698	..	..	..	500	12,392	..	..	..
Wool, raw . . . . Lbs.	448	..	..	..	258,808	375	..	..	..	67,743
Wool, manufactures Value	—	—	—	—	—	9,075	1,060	2,440	2,700	8,660
VEHICLES (excluding LOCOMO- TIVES ETC.) FOR RAILWAYS . "	—	—	—	—	—	11,102	75	38,730	23,820	4,800
ALL OTHER ARTICLES OF MERCHANDISE . . . . "	—	—	—	—	—	26,207	58,040	48,261	18,604	16,211
GRAND TOTAL . . . .	—	—	—	—	—	5,91,360	3,98,854	3,84,712	1,96,815	2,38,085
GRAND TOTAL OF INDIAN AND FOREIGN MERCHANDISE . . . . "	—	—	—	—	—	12,21,63,802	7,57,05,581	4,49,36,771	4,03,47,203	4,50,70,745

LUXEMBURG  
IMPORTS THEREFROM

ARTICLES	QUANTITY					VALUE				
	1929-30	1930-31	1931-32	1932-33	1933-34	1929-30	1930-31	1931-32	1932-33	1933-34
						£	£	£	£	£
METALS AND ORES—										
Steel—										
Angle and tee . . . Tons	1,576	1,930	1,637	375	509	1,52,048	1,62,844	1,41,576	28,357	42,200
Bars . . . . "	98,011	14,408	20,842	17,067	12,811	3,68,335	12,07,078	15,92,433	10,70,409	10,13,429
Total Steel . . . . "	99,587	16,338	22,479	17,442	13,320	40,20,383	13,69,922	17,34,009	10,98,766	10,55,629
Iron or Steel—										
Beams, channels, pillars, girders and bridge-work . "	1,743	535	405	210	737	1,73,418	75,895	33,527	16,519	67,823
Hoops and strips . . . "	1,971	2,836	1,987	1,922	1,952	2,38,156	3,45,777	2,02,078	1,92,369	2,47,368
Sheets and plates— Not galvanized or tinned . . . . "	368	281	147	49	80	40,264	26,017	12,621	3,792	8,322
Other manufactures of iron or steel . . . . "	236	1	..	478	19	29,009	311	..	40,768	1,912
Total Iron or Steel . . . "	4,318	4,093	2,599	2,653	2,788	4,86,747	4,48,000	2,48,221	2,58,478	3,25,425
Other metals . . . . "	28	..	10	2	498	2,970	..	845	181	45,695
Total Metals (excluding ores) . . . . "	43,933	20,341	25,088	20,087	16,604	45,10,100	1,17,022	10,83,675	13,62,375	14,26,782
ALL OTHER ARTICLES OF MERCHANDISE . . . . Value	—	—	—	—	—	2,574	1,455	10,811	3,014	..
GRAND TOTAL . . . . "	—	—	—	—	..	45,12,674	13,19,877	20,69,486	13,57,330	14,26,782

EXPORTS THERETO  
INDIAN MERCHANDISE  
*Nil*

FOREIGN MERCHANDISE  
*Nil*

No. 13—continued  
FRANCE  
IMPORTS THEREFROM

ARTICLES	QUANTITY					VALUE				
	1929-30	1930-31	1931-32	1932-33	1933-34	1929-30	1930-31	1931-32	1932-33	1933-34
<b>ANIMALS, LIVING—</b>										
Horses . . . . . No.	7	1	9	1	..	10,117	500	10,500	400	..
<b>APPAREL (excluding HOSIERY AND HOOTS AND SHOES)—</b>										
Apparel (including drapery, uniforms, accoutrements) . . . Value	—	—	—	—	—	1,79,482	83,338	87,749	28,694	20,038
Gold and silver thread . . .	—	—	—	—	—	28,78,052	16,78,023	4,01,706	6,71,564	3,76,807
Hats, caps, bonnets, etc. . .	—	—	—	—	—	87,063	27,300	2,081	17,302	6,189
Lametta . . . . . Lbs.	302,449	316,986	218,710	166,411	101,203	4,33,627	4,15,453	2,69,728	2,39,949	1,29,800
Others . . . . . Value	—	—	—	—	—	41	1,363	308	859	862
<b>Total Apparel, etc. . .</b>	<b>—</b>	<b>—</b>	<b>—</b>	<b>—</b>	<b>—</b>	<b>35,78,265</b>	<b>22,00,379</b>	<b>7,41,567</b>	<b>9,53,653</b>	<b>5,38,198</b>
<b>ARMS, AMMUNITION AND MILITARY STORES—</b>										
<b>Explosives—</b>										
Blasting fuse { . . . Lbs.	76,980	39,045	49,453	28,054	3,360	46,349	26,693	32,909	16,814	4,202
{ . . . No. of coils	290,600	162,815	224,100	103,870	2,227					
<b>Firearms and parts thereof—</b>										
Firearms . . . . . No.	192	222	252	88	34	22,115	23,251	22,353	9,604	2,672
Other sorts . . . . . Value	—	—	—	—	—	8,537	3,297	5,793	5,459	2,676
<b>Total of Arms, etc. . .</b>	<b>—</b>	<b>—</b>	<b>—</b>	<b>—</b>	<b>—</b>	<b>77,001</b>	<b>59,241</b>	<b>61,055</b>	<b>31,377</b>	<b>9,550</b>
<b>ART. WORKS OF (other than PICTURES) . . .</b>	<b>—</b>	<b>—</b>	<b>—</b>	<b>—</b>	<b>—</b>	<b>20,994</b>	<b>31,116</b>	<b>56,396</b>	<b>57,014</b>	<b>7,876</b>
<b>ASBESTOS MANUFACTURES . . .</b>	<b>—</b>	<b>—</b>	<b>—</b>	<b>—</b>	<b>—</b>	<b>10,594</b>	<b>17,142</b>	<b>6,374</b>	<b>10,537</b>	<b>104</b>
<b>BOBBINS . . . . .</b>	<b>—</b>	<b>—</b>	<b>—</b>	<b>—</b>	<b>—</b>	<b>12,707</b>	<b>65,317</b>	<b>55,978</b>	<b>6,998</b>	<b>42</b>
<b>BOOKS, PRINTED, AND PRINTED MATTER (of book-stationery) including MAPS AND CHARTS Cwts.</b>	<b>546</b>	<b>441</b>	<b>382</b>	<b>302</b>	<b>408</b>	<b>46,415</b>	<b>88,385</b>	<b>45,273</b>	<b>34,567</b>	<b>42,171</b>
<b>BOOTS AND SHOES—</b>										
All leather . . . . . Pairs	4,826	1,409	540	851	248	48,337	9,225	8,200	6,587	1,984
Rubber soled—										
With canvas uppers . . .	18,152	208	..	..	..	19,204	331	..	..	..
Of other materials . . .	3,762	830	993	638	13	18,260	5,588	8,892	3,375	71
<b>Total Boots and Shoes . .</b>	<b>26,740</b>	<b>2,507</b>	<b>1,533</b>	<b>1,487</b>	<b>261</b>	<b>85,801</b>	<b>15,144</b>	<b>17,092</b>	<b>9,962</b>	<b>1,955</b>
<b>BUILDING AND ENGINEERING MATERIALS (other than OF IRON, STEEL OR WOOD—</b>										
Cement . . . . . Tons	321	75	87	169	113	21,412	5,101	5,342	11,845	7,428
Tiles . . . . . No.	1,869,896	1,832,901	991,105	583,437	487,624	1,10,303	1,17,548	78,239	41,059	31,155
Other kinds . . . . . Value	—	—	—	—	—	14,997	6,632	2,747	2,884	436
<b>Total Building and Engineering materials, etc. . .</b>	<b>—</b>	<b>—</b>	<b>—</b>	<b>—</b>	<b>—</b>	<b>1,52,712</b>	<b>1,29,281</b>	<b>86,328</b>	<b>65,739</b>	<b>39,019</b>
<b>BUTTONS OF ALL SORTS . . .</b>	<b>—</b>	<b>—</b>	<b>—</b>	<b>—</b>	<b>—</b>	<b>39,232</b>	<b>30,060</b>	<b>35,384</b>	<b>71,395</b>	<b>11,420</b>
<b>CHEMICALS AND CHEMICAL PREPARATIONS (excluding CHEMICAL MANURES AND MEDICINES)—</b>										
Acids . . . . . Cwts.	399	1,405	952	730	6	36,241	83,823	66,618	54,300	1,100
Aluminous sulphates . . .	10,028	3,409	3,483	200	300	54,488	16,431	14,490	707	1,235
Bleaching materials—										
Bleaching powder (calcium hypochlorate, chloride of lime) . . .	469	2,209	4,663	7,951	1,785	3,213	12,060	25,034	42,528	7,104
Potassium compounds . . .	1,714	1,204	3,199	8,794	5,614	30,598	25,592	79,869	2,84,563	1,53,431
Soda compounds . . . . .	2,335	4,122	4,160	2,915	1,826	22,576	34,906	40,720	66,363	84,052
Other sorts of chemicals . . . Value	—	—	—	—	—	2,33,207	1,37,165	1,71,298	2,55,541	1,62,439
<b>Total Chemicals and Chemical Preparations, etc. . .</b>	<b>—</b>	<b>—</b>	<b>—</b>	<b>—</b>	<b>—</b>	<b>8,80,822</b>	<b>2,00,977</b>	<b>3,98,160</b>	<b>6,54,152</b>	<b>3,59,301</b>

No. 13—*continued*  
FRANCE—*continued*  
IMPORTS THEREFROM—*continued*

ARTICLES	QUANTITY					VALUE				
	1929-30	1930-31	1931-32	1932-33	1933-34	1929-30	1930-31	1931-32	1932-33	1933-34
						R	R	R	R	R
<b>CLOCKS AND WATCHES AND PARTS THEREOF—</b>										
Clocks and timepieces . No.	21,827	15,112	9,699	8,869	18,692	86,309	69,582	39,306	35,331	75,100
Watches . . . . .	11,868	2,010	85,448	3,012	7,745	14,833	8,003	76,004	10,068	10,724
Parts of clocks and watches . . . . . Value	—	—	—	—	—	4,661	6,497	5,260	2,262	4,128
Total Clocks and Watches and parts thereof . . . . .	—	—	—	—	—	1,05,803	84,142	1,20,570	47,661	90,931
<b>CORK MANUFACTURES . Cwts.</b>	228	215	58	179	476	21,576	37,177	6,383	46,785	57,681
<b>CUTLERY . . . . . Value</b>	—	—	—	—	—	46,629	27,727	14,214	14,234	8,893
<b>DRUGS AND MEDICINES (excluding CHEMICALS AND NARCOTICS)—</b>										
Camphor . . . . . Lbs.	29,309	..	2,500	1,200	..	36,337	..	3,752	1,800	1
Proprietary and patent medicines . . . . . Value	—	—	—	—	—	6,03,403	4,56,611	4,69,893	5,88,143	1,88,856
Quinine salts . . . . . Lbs.	1,070	472	353	2,079	68	24,550	10,406	9,763	52,155	3,937
Saccharin . . . . .	2,350	2,400	3,400	100	100	9,464	10,030	14,500	428	438
Storax, including liquid storax (rose mellose) . . . . .	113,759	100,768	95,649	1,37,400	50,781	34,677	29,374	28,297	40,284	16,730
Other sorts of drugs and medicines . . . . . Value	—	—	—	—	—	7,09,959	6,14,506	3,42,399	4,31,774	7,81,432
Total Drugs and Medicines, etc. . . . .	—	—	—	—	—	18,18,390	11,21,017	8,67,604	11,14,584	9,90,794
<b>DYEING AND TANNING SUBSTANCES—</b>										
Cochineal . . . . . Cwts.	1,870	749	275	228	276	4,85,488	1,83,326	35,759	28,817	22,871
Dyes obtained from coal tar— Aniline (b) . . . . . Lbs.	88,062	65,870	96,242	—	—	69,220	2,24,208	2,55,870	—	—
Congo red . . . . .	—	—	—	51,520	0,832	—	—	—	49,884	0,146
Coupling dyes of the naphthol group— Naphthol rapid fast colours (rapid salt and bases) . . . . .	—	—	—	63,297	9,227	—	—	—	3,68,621	38,751
Vats— Indigo (a) . . . . .	—	—	85,344	31,584	29,120	—	—	1,18,671	46,960	40,664
Other sorts— Powder . . . . .	—	—	—	23,865	220	—	—	—	3,50,464	4,400
Other sorts . . . . .	10,332	15,219	100	84,002	50,355	15,521	19,575	1,211	1,69,197	72,150
Total Dyes obtained from coal tar . . . . .	48,394	81,089	181,036	254,868	95,764	1,04,741	2,43,783	3,75,252	9,78,626	1,63,037
Indigo synthetic . . . . . Cwts.	..	162	—	—	—	..	20,249	—	—	..
Saffron . . . . .	3,253	..	100	400	400	59,430	..	738	5,877	8,892
Other sorts (including lac-dye) . . . . . Value	—	—	—	—	—	11,555	..	1,409	747	7,109
Total Dyeing and Tanning substances . . . . .	—	—	—	—	—	6,11,164	4,08,358	4,13,153	10,14,067	2,01,409
<b>EARTHENWARE AND PORCELAIN—</b>										
Earthenware . . . . .	—	—	—	—	—	39,822	14,205	74,631	9,531	11,477
Porcelain . . . . .	—	—	—	—	—	18,177	5,318	15,433	15,499	8,032
<b>ELECTROPLATED WARE . . . . .</b>	—	—	—	—	—	12,134	1,642	2,654	2,137	80
<b>FIREWORKS . . . . . Lbs.</b>	47,295	22,194	2,744	14,550	21,089	40,895	81,338	4,755	17,081	23,314
<b>FRUITS AND VEGETABLES—</b>										
Fresh fruits and vegetables . . . . . Value	—	—	—	—	—	4,968	22,626	14,230	19,649	12,457
Fruits and vegetables: dried, salted, or preserved (not being canned or bottled)— Almonds . . . . . Tons	317	193	468	276	103	2,50,632	1,17,237	2,45,426	1,54,102	1,02,692
Other sorts . . . . . Value	—	—	—	—	—	18,229	9,441	3,508	6,026	14,491
Total Fruits and Vegetables . . . . .	—	—	—	—	—	2,73,849	1,49,204	2,63,164	1,79,777	1,29,640
<b>FURNITURE AND CABINET WARE—</b>										
Furniture of wood (other than bedsteads) . . . . .	—	—	—	—	—	1,61,885	87,541	21,440	1,40,240	847
Furniture of other materials (other than bedsteads) . . . . .	—	—	—	—	—	28,194	75,074	64,968	87,418	40,878
Other sorts . . . . .	—	—	—	—	—	2,447	1,025	4,321	3,418	50
Total Furniture and Cabinet ware . . . . .	—	—	—	—	—	1,92,476	1,63,640	60,729	1,81,066	41,275
<b>GLASS AND GLASSWARE—</b>										
Sheet and plate . . . . . Sq. ft.	187,790	142,093	92,816	130,652	212,708	61,106	32,672	25,882	20,701	28,343
Other Glassware . . . . . Value	—	—	—	—	—	1,36,785	58,501	49,055	50,752	30,272
Total Glass and Glassware . . . . .	—	—	—	—	—	2,77,276	1,54,528	96,450	1,06,953	64,593

† Transferred to dyes obtained from coal tar from 1931-32.  
(a) Shown under this head from 1931-32.

\* Revised heads introduced from 1932-33.  
(b) Discontinued from 1932-33.

No. 13—continued  
FRANCE—continued  
IMPORTS THEREFROM—continued

ARTICLES	QUANTITY					VALUE				
	1929-30	1930-31	1931-32	1932-33	1933-34	1929-30	1930-31	1931-32	1932-33	1933-34
<b>GUMS AND RESINS</b> Cwts.	661	94	49	110	709	11,826	3,898	1,783	5,151	20,018
<b>HANDWARE, excluding CUTLERY AND ELECTROPLATED WARE—</b>										
Domestic hardware, other than enamelled ironware	Value	—	—	—	—	15,442	11,203	22,105	16,544	8,879
Implements and tools, other than agricultural implements and machine tools	Value	—	—	—	—	2,03,691	86,808	74,286	80,715	59,276
Lamps, metal	No.	4,767	1,242	647	955	114	12,775	6,846	9,506	2,774
Other sorts	Value	—	—	—	—	—	2,83,753	1,24,270	1,48,933	2,18,871
Total Hardware, excluding cutlery, etc.	Value	—	—	—	—	—	5,16,661	2,28,687	2,49,830	3,13,904
<b>INSTRUMENTS, APPARATUS, AND APPLIANCES, AND PARTS THEREOF—</b>										
Electrical (including telegraph and telephone apparatus not being machinery)—										
Electric fans and parts thereof	Value	—	—	—	—	—	11,297	600	—	5,206
Electric wires and cables	Value	—	—	—	—	—	16,766	45,462	27,308	13,746
Electric lamps and parts thereof—										
Standard lighting lamps(a)	Value	14,376	83,861	—	—	—	8,662	40,416	—	—
Gas filled electric bulbs	Value	—	—	2,094	2,838	2,607	—	—	1,682	2,575
Vacuum electric bulbs	Value	—	—	3,425	12,376	4,904	—	—	2,373	5,692
Electric lamps, other sorts	Value	2,081	434	2,890	1,204	527	3,129	4,431	5,798	9,102
Accumulators including parts	Value	—	—	—	—	—	—	67,297	69,682	39,012
Electric lighting accessories and fittings (including switches)	Value	—	—	—	—	—	12,669	47,259	35,095	8,316
Electric instruments (other than telegraphic and telephonic)—										
(i) Meters	Value	—	—	—	—	—	8,197	9,461	694	628
(ii) Others	Value	—	—	—	—	—	5,637	603	1,178	24,970
Electro-medical apparatus (including X-ray apparatus)	Value	—	—	—	—	—	29,247	20,795	14,800	13,478
Electrical goods and apparatus not enumerated	Value	—	—	—	—	—	70,813	76,790	83,893	16,968
Total of Electrical Instruments, etc.	Value	—	—	—	—	—	1,70,917	3,13,114	2,43,208	1,34,487
Musical	Value	—	—	—	—	—	1,07,116	55,357	64,645	17,592
Optical	Value	—	—	—	—	—	98,376	58,628	61,803	36,745
Photographic	Value	—	—	—	—	—	4,04,571	2,34,935	1,65,674	59,818
Scientific and philosophical	Value	—	—	—	—	—	—	—	—	66,380
Surgical	Value	—	—	—	—	—	19,692	26,639	24,017	5,084
Wireless apparatus	Value	—	—	—	—	—	15,775	13,403	4,030	3,224
Other kinds	Value	—	—	—	—	—	6,229	2,786	6,016	5,058
Total Instruments, Apparatus, and Appliances, and parts thereof	Value	—	—	—	—	—	8,42,009	7,29,607	5,65,406	2,78,673
<b>JEWELLERY (excluding IMITATION JEWELLERY AND PRECIOUS STONES AND PEARLS, UNSET) ALSO PLATE OF GOLD AND SILVER—</b>										
Jewellery	Value	—	—	—	—	—	1,78,327	48,520	5,311	11,023
Plate of gold and silver	Value	—	—	—	—	—	16,213	4,023	70,139	48,786
<b>LEATHER—</b>										
Hides, tanned or dressed	Tons	—	1	—	—	—	—	10,969	—	—
Skins, tanned or dressed	Tons	—	—	—	—	—	—	—	—	—
Leather cloth (including artificial cloth)	Sq. yds.	—	—	—	—	—	—	—	—	—
Manufactures (excluding boots and shoes and belting for machinery)—										
Packing bands and straps	Value	—	—	—	—	—	—	—	—	—
Othersorts	Value	—	—	—	—	—	—	—	—	—
Total Leather	Value	—	—	—	—	—	—	—	—	—
<b>LIQUORS, including DENATURIZED AND PERFUMED SPIRITS—</b>										
Spirit—										
Brandy	Gals.	392,334	318,938	144,214	107,434	112,367	42,59,559	36,16,161	17,61,754	15,66,019
Liqueurs	Value	11,332	7,753	4,939	3,832	4,769	1,64,000	1,08,095	68,545	66,568
Spirit, present in drugs, medicines, or chemicals	Value	—	—	—	—	—	—	—	—	—
Spirits, perfumed	Value	15,231	8,376	6,639	9,092	8,798	3,65,857	2,07,146	1,76,604	2,88,713
Other sorts of spirits	Value	4,425	3,028	1,401	912	1,211	4,23,652	2,75,716	1,64,203	1,43,812
Total Spirit	Value	2,606	1,173	482	591	414	49,580	18,553	10,332	11,316
Total Spirit	Value	426,228	339,207	156,895	121,561	127,559	52,61,648	42,25,050	21,70,788	20,75,025

(a) Sub-divided under different heads from 1931-32.

No. 13—continued  
FRANCE—continued

## IMPORTS THEREFROM—continued

ARTICLES	QUANTITY					VALUE				
	1929-30	1930-31	1931-32	1932-33	1933-34	1929-30	1930-31	1931-32	1932-33	1933-34
<b>LIQUORS, including DENATURATED AND PERFUMED SPIRITS—contd.</b>										
Wines—										
Champagne, and other sparkling wines . . . . . Gals.	17,334	12,305	6,746	5,381	10,232	5,28,584	3,64,267	2,11,496	1,66,339	3,21,117
Still red wines, other than port . . . . . "	13,549	8,624	7,157	4,866	2,294	1,06,578	65,142	44,556	43,402	46,050
Still white wines, other than Sherry, Madeira, and Marsala . . . . . "	8,886	7,389	3,878	3,645	5,124	70,406	62,839	32,899	33,269	47,818
Other sorts . . . . . "	75,895	67,609	43,101	44,049	39,940	4,19,976	3,75,860	2,54,278	2,68,067	2,66,602
Total Wines . . . . . "	115,164	95,877	60,382	57,941	57,499	11,34,544	8,68,108	5,43,229	5,41,877	6,81,172
Other sorts of liquors . . . . . "	873	50	468	1,171	115	5,252	290	2,894	4,901	367
Total Liquors . . . . . "	542,270	435,104	218,185	180,973	185,173	63,99,444	50,94,067	27,32,911	26,22,708	28,98,286
<b>MACHINERY AND MILLWORK—</b>										
Prime-movers (other than electrically)—										
Railway locomotive engine and tenders and parts . . . . . Value	—	—	—	—	—	357	2,448	8,513	2,438	36,390
Other than locomotives—										
Oil engines . . . . . No.	73	30	19	11	9	45,097	16,123	23,451	4,699	6,392
Parts of oil engines . . . . . Value	—	—	—	—	—	6,854	16,070	2,529	4,181	15,003
Parts of steam engines . . . . . "	—	—	—	—	—	1,085	16,449	—	1,418	1,201
Electrical machinery of all kinds not including instruments, apparatus, appliances and parts thereof—										
Motors . . . . . "	—	—	—	—	—	7,150	10,542	6,789	5,776	24,309
Others . . . . . "	—	—	—	—	—	1,10,965	45,327	6,973	16,702	60,771
Total electrical machinery . . . . . "	—	—	—	—	—	1,18,115	55,869	16,762	22,478	85,080
Machinery, not being prime-movers or electrical machinery—										
Boilers . . . . . "	—	—	—	—	—	22,140	16,984	49,307	41,720	24,132
Metal working machinery (including machine tools) . . . . . "	—	—	—	—	—	17,880	10,025	1,171	2,157	11,619
Oil crushing and refining machinery . . . . . "	—	—	—	—	—	44,047	5,418	12,627	6,449	1,245
Pumping machinery . . . . . "	—	—	—	—	—	—	—	—	—	12,864
Bleed and flour mill machinery . . . . . "	—	—	—	—	—	14,408	10,754	7,988	11,316	3,327
Sawmill and wood working machinery . . . . . "	—	—	—	—	—	25,149	13,620	4,793	2,408	4,969
Sewing and knitting machines . . . . . No.	74	23	13	—	1	25,925	3,105	11,316	—	703
Sugar machinery . . . . . Value	—	—	—	—	—	30,421	2,30,323	2,22,297	26,880	30,541
Cotton Weaving machinery . . . . . "	—	—	—	—	—	9,984	13,561	63,146	36,597	17,437
Spinning machinery . . . . . "	—	—	—	—	—	6,304	4,307	16,898	30,760	63,477
Shuttles (excluding those for sewing machines) . . . . . "	—	—	—	—	—	—	—	—	—	—
Other sorts of machinery . . . . . "	—	—	—	—	—	12,519	20,533	18,977	8,228	—
Total Machinery and Millwork . . . . . "	—	—	—	—	—	1,15,510	1,92,242	1,27,561	90,409	1,61,066
Total Machinery and Millwork . . . . . "	—	—	—	—	—	4,94,384	6,26,136	5,80,736	2,92,132	4,83,466
<b>MANURES—</b>										
Muriate of Potash . . . . . Tons	..	..	185	50	225	..	..	23,438	6,841	30,692
Phosphatic others . . . . . "	17	23	..	..	..	8,813	11,963	..	..	..
<b>METALS AND ORES—</b>										
<b>Aluminium—</b>										
Wrought—										
Circles . . . . . Cwts.	15,273	8,610	8,406	584	..	12,06,081	6,79,257	5,91,662	61,416	..
Other manufactures . . . . . "	76	369	346	26	17	11,394	22,803	12,636	5,244	1,866
Total Aluminium . . . . . "	15,349	8,979	8,752	610	17	12,17,475	7,02,060	6,14,298	66,660	1,866
<b>Brass, Bronze, and similar alloys and manufactures thereof—</b>										
Wrought—										
Mixed or Yellow metal for sheathing . . . . . "	328	626	1,099	..	..	17,158	29,574	37,073	..	..
Rods . . . . . "	1,705	903	109	66	..	75,869	33,374	3,450	2,183	..
Sheets . . . . . "	97	442	..	..	..	6,154	22,259	..	..	41
Tubes . . . . . "	215	34	..	75	..	14,876	1,945	..	2,893	..
Wire . . . . . "	3,358	2,642	1,667	641	..	1,82,906	1,24,648	61,453	24,685	9
Other sorts . . . . . "	313	408	337	124	111	29,674	23,456	16,104	6,745	8,084
Total Brass, Bronze, etc. . . . . "	6,016	4,953	3,312	906	111	3,26,637	2,45,257	1,18,080	36,566	8,634
<b>Copper—</b>										
Wrought—										
Rods . . . . . "	1,103	1,054	18	..	13	71,572	51,594	1,014	..	648
Sheets . . . . . "	25,448	35,564	23,890	2,051	22	15,27,493	16,77,647	12,27,073	32,108	682
Tubes . . . . . "	893	1,439	804	69	..	70,832	87,231	15,370	2,983	..
Wire, excluding wire or telegraph and telephone . . . . . "	1,655	1,536	703	686	135	1,18,144	89,761	30,229	35,813	5,790
Other manufactures . . . . . "	178	629	1,370	195	186	14,541	49,036	54,955	10,415	6,897
Total Copper (excluding ore) . . . . . "	29,397	40,224	31,235	3,201	356	18,62,582	19,56,269	13,23,641	1,31,321	14,017



No. 13—continued  
FRANCE—continued  
IMPORTS THEREFROM—continued

ARTICLES	QUANTITY					VALUE				
	1929-30	1930-31	1931-32	1932-33	1933-34	1929-30	1930-31	1931-32	1932-33	1933-34
						R	R	R	R	R
MINERALS AND ORES—continued										
German silver (including nickel silver) . Cwts.	1	..	81	220	206	552	..	5,539	14,707	12,235
Steel—										
Angle and tee . . . . . Tons	6,419	1,800	2,193	1,007	1,443	5,57,013	1,53,783	1,74,812	74,531	1,11,157
Bars . . . . . " "	6,034	5,168	5,029	4,841	5,480	6,43,364	4,55,860	3,88,029	3,23,949	4,22,521
Tool steel—										
High speed . . . . . " "	4	12	2	4	..	19,121	49,543	13,575	25,079	180
Carbon . . . . . " "	2	17	4	..	..	681	13,938	3,915	5	..
Cast steel bars . . . . . " "	..	7	..	..	..	..	5,987	776	1,897	743
Other kinds . . . . . " "	21	..	172	4	16	2,658	..	13,192	4,209	1,727
Total Steel . . . . . " "	11,480	6,994	7,400	5,856	6,948	12,23,437	6,79,161	5,94,290	4,29,730	5,36,328
Iron or steel—										
Beams, Channels; pillars, girders and bridge-work . . . . . " "	14,110	17,531	5,938	2,075	1,711	19,37,071	14,09,550	4,56,743	1,73,943	1,20,960
Bolts and nuts . . . . . " "	195	61	35	335	362	56,707	19,051	18,005	1,12,893	1,09,054
Fencing materials (including fencing wire) . . . . . " "	559	17	6	75	173	1,11,781	6,610	1,229	15,602	83,081
Hoops and strips . . . . . " "	635	1,651	1,831	2,227	2,067	73,493	1,74,168	1,32,187	2,08,012	3,36,057
Nails, rivets and washers (excluding wire nails) . . . . . " "	114	23	106	115	72	34,930	8,147	26,388	35,425	18,821
Pipes and fittings, cast . . . . . " "	489	244	21	..	5	76,342	23,417	2,355	..	1,103
Screws . . . . . " "	43	10	..	198	134	20,413	5,155	..	73,827	47,437
Sheets and plates—										
Not galvanised or tinned . . . . . " "	180	520	554	200	267	20,983	52,313	48,597	10,423	24,457
Tubes, pipes and fittings wrought . . . . . " "	2,732	2,078	278	322	1,228	6,55,439	5,53,838	80,963	70,474	2,41,753
Wire nails . . . . . " "	..	4	..	57	93	327	654	..	10,453	17,987
Wire other than fencing wire . . . . . " "	141	0	..	105	159	23,160	1,053	10	29,052	20,445
Other manufactures of iron or steel . . . . . " "	4,150	56	233	111	81	3,84,789	16,334	19,768	14,482	11,413
Total Iron or Steel . . . . . " "	23,333	22,106	9,001	6,577	6,357	27,95,551	22,75,341	8,31,306	7,83,586	8,89,508
Lead—										
Unwrought—										
Ore . . . . . " "	218	237	259	243	145	88,071	88,432	88,975	91,780	44,987
Pig . . . . . Cwts.	432	99	..	..	..	5,500	1,973	..	..	..
Wrought . . . . . " "	1,612	1,031	1,607	679	66	41,530	41,439	27,608	14,718	5,681
Total Lead (excluding ore) . . . . . " "	2,044	1,730	1,607	679	66	47,086	48,412	27,608	14,718	5,681
Others . . . . . " "	..	219	879	299	1	6,648	9,437	13,809	3,943	7,669
Total Metals (excluding ores) . . . . . Tons	37,474	31,913	18,690	12,727	13,344	74,14,507	59,11,087	35,33,571	14,81,171	14,75,248
Total Ores . . . . . " "	218	237	259	243	145	88,072	88,432	88,975	82,809	44,987
Total Metals and Ores . . . . . " "	37,692	32,150	18,949	12,973	13,489	75,02,579	59,99,519	36,22,546	15,44,040	15,20,235
MICA . . . . . Cwts.	488	1	..	..	..	14,445	640	..	..	..
Oils—										
Essential . . . . . Gals.	4,115	3,070	4,002	3,265	3,297	1,90,501	1,23,317	1,38,213	1,68,902	2,08,256
Vegetable, non-essential . . . . . " "	6,508	4,721	3,664	3,945	10,577	29,191	18,475	17,347	15,381	30,119
Other kinds . . . . . " "	686	2,787	..	..	..	2,132	7,341	5,418	5,730	6,830
Total Oils (a) . . . . . " "	11,307	10,578	..	..	..	2,21,914	1,49,133	1,60,978	2,10,078	2,45,205
GIG CLOTH AND BROOM CLOTH . . . . . Sq. Yds.	33,978	23,795	49,245	46,380	24,980	23,743	21,749	34,701	36,802	17,334
PAINTS AND PAINTERS' MATERIALS—										
Paints and Colours—										
Roof Lead—										
Genuine dry . . . . . Cwts.	2,000	260	240	100	120	39,997	6,196	5,452	1,313	1,698
Other Paints and Colours . . . . . " "	1,634	800	4,836	599	381	53,096	20,256	76,101	21,071	15,084
Total Paints and Colours . . . . . " "	3,634	1,060	5,076	699	501	73,093	26,452	81,553	22,384	16,782
Painters' materials . . . . . Value	..	..	..	..	..	32,538	29,445	16,900	3,551	5,690
Total Paints and Painters' materials . . . . . " "	..	..	..	..	..	1,05,631	55,897	98,453	26,435	22,472

(a) Quantity not recorded from 1931-32.

No. 13—continued  
FRANCE—continued  
IMPORTS THEREFROM—continued

ARTICLES	QUANTITY					VALUE				
	1929-30	1930-31	1931-32	1932-33	1933-34	1929-30	1930-31	1931-32	1932-33	1933-34
<b>PAPER AND PASTEBOARD—</b>										
Paper—										
Printing Paper . Cwts.	1,179	1,080	..	264	349	31,766	20,738	..	2,202	5,141
Writing paper and Envelopes . "	697	219	83	0	38	22,049	7,060	4,251	876	3,151
Other kinds of paper . "	4,499	1,214	995	1,008	626	3,81,786	81,379	71,962	1,40,569	42,180
Paper manufactures . "	48	78	59	149	86	6,566	13,262	7,102	16,399	12,219
Pasteboard, millboard, etc. . "	818	487	112	93	71	15,368	13,613	9,556	7,832	4,813
<b>Total Paper and Pasteboard . "</b>	<b>7,241</b>	<b>3,028</b>	<b>1,249</b>	<b>2,420</b>	<b>1,170</b>	<b>4,59,535</b>	<b>1,36,047</b>	<b>92,871</b>	<b>1,76,027</b>	<b>67,504</b>
<b>PERFUMERY, not being PERFUMED SPIRIT . Value</b>	—	—	—	—	—	20,588	11,155	19,594	20,476	12,094
<b>PLANTS, LIVING (including BULBS AND BREDS FOR SOWING) . "</b>	—	—	—	—	—	12,710	11,183	9,882	18,389	11,091
<b>PRECIOUS STONES AND PEARLS, UNSET—</b>										
Diamonds . "	—	—	—	—	—	37,210	32,376	51,299	73,845	142,888
Other precious stones . "	—	—	—	—	—	1,66,368	3,392	1,18,490	58,607	50,400
<b>PRINTS, ENGRAVINGS AND PICTURES . "</b>	—	—	—	—	—	80,865	42,785	40,992	24,891	6,072
<b>PROVISIONS AND OILMAN'S STORES (including FISH AND FRUITS AND VEGETABLES, CANNED OR BOTTLED)—</b>										
Biscuits and Cakes . Cwts.	354	74	10	39	1	26,744	6,720	689	3,752	98
Canned and bottled provisions—										
Canned or bottled fruits . "	243	208	223	144	188	27,983	23,241	10,202	16,411	21,136
Tinned or canned fish . "	156	153	242	220	99	20,318	20,000	16,986	13,152	14,717
Others . (including Cereals (including canned) . "	7,310	10,988	9,854	6,546	5,114	3,03,299	4,17,329	3,60,488	2,00,157	1,97,246
Cocoa and chocolate . "	61	364	207	98	120	3,983	26,275	13,993	5,002	8,558
Confectionery . "	699	411	262	331	33	48,980	31,759	16,857	25,673	7,741
Milk, condensed and preserved, including milk cream . "	5,236	4,293	2,171	234	8	2,79,583	2,17,406	92,974	10,043	336
Other sorts of provisions Value	—	—	—	—	—	50,671	59,277	39,294	27,412	26,207
<b>Total Provisions and Oilman's stores . "</b>	<b>—</b>	<b>—</b>	<b>—</b>	<b>—</b>	<b>—</b>	<b>7,71,817</b>	<b>8,07,436</b>	<b>5,62,877</b>	<b>3,04,121</b>	<b>2,80,591</b>
<b>RUBBER—</b>										
Manufactures—										
Pneumatic motor covers No.	33,582	19,803	22,683	15,214	7,309	11,42,426	6,46,409	7,54,320	6,10,043	3,00,149
" " tubes . "	55,970	57,111	48,838	39,981	16,095	4,37,034	4,04,633	2,71,104	2,50,026	89,845
" " cycle covers . "	3,301	2,991	1,546	85	207	16,076	19,120	10,190	1,110	2,334
Pneumatic cycle covers . "	202,702	182,656	172,347	86,134	80,676	3,21,594	3,46,254	2,86,461	1,41,477	1,23,787
" " tubes . "	301,502	243,975	236,722	74,847	150,296	2,39,606	2,47,877	2,06,941	45,074	85,776
Other manufactures (except apparel, boots and shoes) . Value	—	—	—	—	—	17,205	28,111	22,620	19,250	9,771
<b>Total Rubber manufactures . "</b>	<b>—</b>	<b>—</b>	<b>—</b>	<b>—</b>	<b>—</b>	<b>21,74,021</b>	<b>10,92,404</b>	<b>15,51,636</b>	<b>10,66,980</b>	<b>6,11,612</b>
<b>SEEDS—</b>										
Oilseeds—										
Essential . Tons	1,022	15	302	35	3	6,06,039	7,621	66,492	12,498	1,810
Other sorts . "	..	..	19	10	3	52	811	6,701	4,905	2,788
<b>Total Seeds . "</b>	<b>1,022</b>	<b>15</b>	<b>321</b>	<b>45</b>	<b>6</b>	<b>6,06,621</b>	<b>8,452</b>	<b>73,193</b>	<b>17,403</b>	<b>4,608</b>
<b>SMOKERS' REQUISITES (excluding TOBACCO) . Value</b>	—	—	—	—	—	28,417	31,277	51,515	68,310	73,088
<b>SOAP—</b>										
Household and laundry soap in bars or tablets . Cwts.	30,852	18,762	23,063	17,168	12,138	6,15,096	3,73,448	3,75,127	3,73,082	1,82,840
Toilet Soap . "	1,585	1,115	617	194	79	1,01,734	68,177	30,479	12,777	10,111
Other sorts . "	264	216	335	145	166	3,075	7,428	9,946	3,972	3,001
<b>STARCHES—</b>										
Cloves . "	325	1,938	192	..	20	32,689	1,23,819	14,075	..	626
<b>STATIONERY (excluding PAPER) . Value</b>	—	—	—	—	—	68,854	4,367	24,002	16,192	12,321
<b>STONE AND MARBLE . Tons</b>	<b>11</b>	<b>1</b>	<b>67</b>	<b>9</b>	<b>..</b>	<b>6,564</b>	<b>4,486</b>	<b>57,452</b>	<b>1,217</b>	<b>16</b>

ARTICLES	QUANTITY					VALUE				
	1929-30	1930-31	1931-32	1932-33	1933-34	1929-30	1930-31	1931-32	1932-33	1933-34
						R	R	R	R	R
<b>SUGAR—</b>										
Sugar, 16 Dutch Standard and above . Tons	363	—	—	—	—	1,00,906	—	—	—	—
Beet sugar . . . . . "	11,543	..	..	38	..	20,30,117	..	..	3,750	..
<b>TEXTILES—</b>										
<b>Cotton—</b>										
<b>Manufactures—</b>										
Canvas . . . . . Yards	10,612	1,021	300	285	10	20,655	4,638	719	909	20
Lace and patent net . . "	544,069	361,360	283,891	143,429	4,923	2,33,506	1,73,572	1,19,165	66,842	2,823
<b>Piecegoods—</b>										
White (bleached) . . . "	205,863	77,187	453,200	278,946	31,028	89,987	36,631	1,18,623	1,20,468	14,216
Coloured, printed, or dyed—										
Printed goods . . . . "	31,127	21,360	6,531	517	641	16,570	10,238	5,216	632	812
Dyed . . . . . "	13,574	17,737	146,839	55,010	6,629	22,780	19,022	63,466	29,768	9,188
Woven coloured goods . . "	158,530	42,897	2,599	24,431	1,667	72,734	30,448	2,331	16,489	2,520
Thread, sewing . . . Lbs.	3,494	6,110	14,708	8,234	8,649	86,865	17,626	63,794	25,046	23,363
Other sorts of manufactures . . Value	—	—	—	—	—	4,22,298	2,40,837	2,45,428	4,51,283	3,32,485
<b>Total Cotton manufactures (including Twist and yarn) . .</b>	<b>—</b>	<b>—</b>	<b>—</b>	<b>—</b>	<b>—</b>	<b>9,65,395</b>	<b>5,33,066</b>	<b>6,18,742</b>	<b>7,12,417</b>	<b>3,90,426</b>
<b>Haberdashery and Millinery—</b>										
Lace and embroidery . . "	—	—	—	—	—	1,05,622	92,423	88,414	93,495	66,300
Other sorts . . . . . "	—	—	—	—	—	2,90,104	2,19,376	3,11,107	1,28,110	77,516
<b>Silk—</b>										
<b>Manufactures—</b>										
Silk yarn, noils, and warps . . . Lbs.	163,112	78,513	111,300	72,777	20,461	4,01,097	1,75,194	2,39,233	1,79,104	36,703
Goods of silk mixed with other materials . . Yards	69,017	20,360	53,793	46,704	36,483	1,51,627	67,307	1,04,002	95,714	95,203
Piecegoods . . . . . "	92,946	28,726	14,839	3,132	9,232	4,60,896	1,04,192	54,707	38,484	33,020
Other sorts . . . . . "	1,222	156	6	262	460	6,942	1,827	760	1,483	6,681
<b>Total Silk manufactures (including silk yarn, etc.) . Value</b>	<b>—</b>	<b>—</b>	<b>—</b>	<b>—</b>	<b>—</b>	<b>10,20,662</b>	<b>3,48,020</b>	<b>3,99,292</b>	<b>3,14,845</b>	<b>1,71,612</b>
<b>Wool—</b>										
<b>Manufactures—</b>										
Worsted yarn for weaving . . . Lbs.	37,542	63,323	45,174	244,664	21,653	80,792	1,10,351	68,442	3,38,440	28,508
Knitting wool . . . . "	14,689	53,077	164,052	190,774	3,533	41,457	87,982	2,31,016	2,82,878	6,984
Blankets and rugs other than floor rugs . . "	114,340	41,880	67,476	30,252	23,519	76,898	27,332	35,469	16,884	10,196
Carpets and floor rugs . . "	6,530	5,454	7,451	7,386	1,241	15,875	13,450	30,818	80,092	2,683
Hosiery . . . . . "	26,267	9,288	2,321	143	2	1,99,913	60,746	14,024	1,155	10
Piecegoods . . . . . Yards	3,952,441	2,066,367	2,038,216	4,561,869	2,742,856	60,09,063	21,01,137	16,10,046	34,29,798	17,43,029
Shawls . . . . . No.	87,997	23,076	4,015	22,902	8,893	3,09,072	69,981	8,106	68,241	20,855
Other sorts . . . . . Lbs.	3,063	2	..	2	3,718	8,321	13	88	10	1,062
<b>Total Woollen manufactures (including Yarn, etc.) . Value</b>	<b>—</b>	<b>—</b>	<b>—</b>	<b>—</b>	<b>—</b>	<b>66,81,881</b>	<b>27,50,992</b>	<b>19,98,629</b>	<b>42,67,408</b>	<b>18,14,227</b>
<b>Artificial silk—</b>										
Artificial silk yarn . . Lbs.	882,798	120,742	727,424	360,129	514,838	11,64,809	1,39,749	7,31,893	3,20,307	4,15,099
Piecegoods of Cotton and artificial silk (s) Yards	103,218	94,209	—	—	—	1,25,606	82,629	—	—	—
Piecegoods made entirely of artificial silk . . "	—	4,365	40,263	116,684	72,022	—	10,154	35,015	1,09,062	67,978
Piecegoods made of cotton and artificial silk . . "	—	3,861	202,791	63,517	23,350	—	6,717	83,878	38,661	31,674
Piecegoods of Cotton, embroidered or superimposed with artificial silk . . "	—	—	—	—	74,837	—	—	—	—	32,044
Other sorts . . . . . Value	—	—	—	—	—	1,21,624	14,857	35,924	21,417	24,158
<b>Total Artificial silk . . . . .</b>	<b>—</b>	<b>—</b>	<b>—</b>	<b>—</b>	<b>—</b>	<b>14,12,039</b>	<b>2,64,130</b>	<b>8,36,615</b>	<b>4,95,447</b>	<b>5,71,553</b>
<b>TOILET REQUISITES (not specified elsewhere) . . . . .</b>	<b>—</b>	<b>—</b>	<b>—</b>	<b>—</b>	<b>—</b>	<b>6,66,511</b>	<b>5,53,544</b>	<b>4,02,689</b>	<b>4,43,222</b>	<b>4,02,224</b>
<b>TOYS AND REQUISITES FOR GAMES AND SPORTS including FISHING TACKLES—</b>										
Toys . . . . . "	—	—	—	—	—	34,770	32,329	12,716	15,691	17,320
Other sorts . . . . . "	—	—	—	—	—	10,815	9,522	6,252	5,400	4,634
<b>Total Toys and Requisites for games and sports including fishing tackles . . . . .</b>	<b>—</b>	<b>—</b>	<b>—</b>	<b>—</b>	<b>—</b>	<b>45,585</b>	<b>41,851</b>	<b>18,968</b>	<b>21,091</b>	<b>21,954</b>
<b>UMBRELLAS AND UMBRELLA FITTINGS—</b>										
Umbrellas, complete, including parasols and sunshades . . . No.	17,865	14,108	17,122	11,443	3,819	49,894	34,716	37,939	26,765	11,633
Umbrella fittings . . Value	—	—	—	—	—	46,209	31,632	40,076	4,518	11,958

(a) Shown under sub-heads from September, 1930. The figures for 1930-31 represent figures for seven months, September, 1930, to March, 1931.



## FRANCE—continued

## EXPORTS THERETO—continued

## INDIAN MERCHANDISE—continued

ARTICLES	QUANTITY					VALUE				
	1929-30	1930-31	1931-32	1932-33	1933-34	1929-30	1930-31	1931-32	1932-33	1933-34
FIBRE FOR BRUSHES AND BROOMS . . . Tons	236	105	192	232	214	89,509	76,609	66,227	73,078	59,060
FRUITS AND VEGETABLES Value	—	—	—	—	—	3,04,977	2,81,164	3,10,124	91,007	4,02,698
GRAIN, PULSE AND FLOUR—										
Pulse—										
Gram . . . Tons	75	945	6,168	10,881	18,216	10,944	98,800	5,45,598	14,85,411	15,20,672
Lentils . . . "	1,470	25	..	..	..	2,31,284	3,000	..	..	15
Other sorts . . . "	1	388	..	276	75	137	49,115	78	20,131	8,207
Total Pulse . . . "	1,546	1,358	6,168	17,107	18,291	2,42,365	1,50,915	5,45,676	15,05,542	15,28,894
Rice, not in the husk—										
Boiled rice . . . "	..	..	..	156	158	..	..	..	16,977	14,196
Cleaned rice . . . "	203	4,904	900	420	576	54,809	0,40,642	1,29,310	43,638	55,346
Broken cleaned rice . . . "	1,000	3,200	760	..	..	77,450	2,50,556	26,130	..	..
Total Rice not in the husk . . . "	1,203	8,104	1,660	585	734	1,32,259	2,91,198	1,55,440	60,615	69,544
Wheat . . . . . "	2	5,266	10	9	..	435	5,26,700	1,250	1,012	20
Other sorts . . . . . "	6	..	..	5	74	946	69	56	540	9,530
Total Grain, Pulse, and Flour . . . . . "	2,847	14,728	7,828	17,706	19,009	3,76,005	15,68,882	7,02,422	15,67,709	10,07,907
GUMS AND RESINS . . . Cwts.	4,540	1,072	1,125	470	466	1,41,169	88,843	26,019	10,100	14,525
HIDES AND SKINS—RAW—										
Hides, raw—										
Buffalo hide { Tons 42 14 11 6 31										
{ —No. —3,705 —1,636 —1,155 —560 —1,050						30,924	14,209	7,033	3,553	4,960
Cow hides { Tons 85 32 18 .. 324										
{ —No. —14,177 —0,754 —4,152 .. —65,901						80,835	10,719	9,098	..	1,48,357
Other hides { Tons 7 9 9 1 2										
{ —No. —4,085 —6,350 —7,300 —1,425 —800						6,522	8,500	6,589	790	2,274
Total Hides, raw { Tons 134 55 38 7 357										
{ —No. —21,067 —14,740 —12,007 —1,985 —67,751						1,18,281	42,423	22,720	4,348	1,55,591
Skins, raw—										
Goat skins { Tons 367 567 399 355 390										
{ —No. —698,138 —798,414 —749,716 —778,475 —507,992						18,07,823	13,04,003	10,85,658	8,07,711	5,73,868
Sheep skins { Tons 237 197 68 20 180										
{ —No. —329,801 —276,311 —88,025 —46,225 —192,714						3,57,569	2,83,682	91,040	30,882	66,770
Other skins { Tons 186 83 198 151 131										
{ —No. —1,285,926 —465,077 —542,491 —1,343,545 —1,065,302						21,88,417	4,80,284	3,70,422	12,26,752	10,82,120
Total Hides and Skins, raw { Tons 924 902 703 639 1,008										
{ —No. —2,333,022 —1,555,142 —1,393,439 —2,168,230 —1,923,750						39,72,000	21,15,397	15,69,840	20,69,698	19,08,363
HORNS, TIPS AND PIECES OF HORN . . . Cwts.	3,450	1,726	2,459	12,393	9,722	49,258	28,523	13,340	47,563	25,044
JEWELLERY (excluding IMITATION JEWELLERY AND PRECIOUS STONES AND PEARLS UNSET) ALSO PLATE OF GOLD AND SILVER . . . Value	—	—	—	—	—	..	12,54,850	..	..	500
KAPOK . . . Cwts.	3,282	1,201	2,058	598	985	1,33,654	41,190	63,727	17,083	22,355
LAC—										
Button . . . . . "	1,561	1,511	880	1,084	881	1,85,739	1,17,541	49,512	48,740	29,319
Seed . . . . . "	1,149	1,581	1,373	2,276	2,285	1,17,057	84,136	50,916	62,400	54,849
Shell . . . . . "	11,703	11,195	9,895	11,049	12,249	12,88,547	6,66,076	4,22,257	3,46,092	3,86,670
Other kinds (excluding lac dye) . . . . . "	440	1,132	625	410	205	18,719	23,711	9,085	2,570	1,256
Total Lac . . . . . "	14,853	15,419	12,773	14,819	15,579	16,10,062	8,91,464	5,81,870	4,59,847	4,71,596

No. 13—continued  
FRANCE—continued  
EXPORTS THERETO—continued

INDIAN MERCHANDISE—continued

ARTICLES	QUANTITY					VALUE				
	1929-30	1930-31	1931-32	1932-33	1933-34	1929-30	1930-31	1931-32	1932-33	1933-34
						R	R	R	R	L
<b>LEATHERS—</b>										
Hides and skins, tanned or dressed—										
Goat skins . . . . .Tons	..	1	13	9	39	1,000	9,520	86,118	50,549	1,07,558
Other skins . . . . ."	2	..	4	..	..	4,860	1,750	60,409	13,175	8,620
Total Hides and skins, tanned or dressed . . . . ."	2	1	17	9	39	5,860	11,270	1,46,527	63,724	2,06,187
<b>MANURES—</b>										
Bone meal . . . . ."	812	302	290	..	..	90,778	60,300	34,529	..	..
Bones for manurial purposes . . . . ."	..	..	1,211	395	195	..	..	1,39,395	32,860	10,514
Other kinds . . . . ."	259	..	125	81	425	32,680	..	12,025	6,805	23,093
<b>METALS AND ORES—</b>										
Iron or steel . . . . ."	..	1,099	..	..	..	..	24,189	..	..	..
Chromite (chrome iron ore) . . . . ."	150	1,400	395	1,418	1,087	5,500	43,000	14,850	52,339	30,882
Ferruginous manganese ore . . . . ."	19,210	2,000	2,000	..	..	1,15,260	16,000	10,000	..	..
Manganese ore . . . . ."	208,238	188,409	80,325	74,591	60,954	53,52,735	49,46,106	17,87,140	16,33,456	10,69,251
Wolfram ore . . . . ."	83	62	25	..	..	99,200	63,200	17,710	..	..
Metals and Ores, unenumerated . . . . ."	1,265	3	206	318	193	44,336	3,322	22,873	18,880	10,115
Total Metals and Ores . . . . ."	228,946	192,971	82,951	76,327	62,234	56,17,031	50,96,817	18,55,573	17,64,096	11,01,548
<b>MICA—</b>										
In blocks . . . . .Cwts.	1,306	707	184	202	292	3,03,532	1,59,664	49,426	58,199	56,048
„ splittings . . . . ."	7,183	4,988	2,493	816	779	1,26,169	1,24,978	23,558	39,118	40,542
Total Mica . . . . ."	8,579	5,695	2,647	1,018	1,071	4,29,701	2,84,642	72,979	97,317	96,590
<b>OILS—</b>										
<b>Essential—</b>										
Lemon grass oil . . . . .Gals.	16,756	12,576	10,997	2,772	5,280	2,38,432	1,72,984	1,00,218	26,096	65,884
Palmarosa . . . . ."	600	279	105	307	105	28,500	10,250	7,000	13,150	9,350
Sandalwood oil . . . . ."	6,088	4,516	2,622	..	..	10,23,248	6,83,701	4,01,221	..	..
Other sorts . . . . ."	..	80	88	1	..	..	1,975	3,188	980	..
Total Essential . . . . ."	23,434	17,401	13,902	3,080	5,475	12,88,180	6,68,910	5,12,568	41,106	75,234
<b>OIL CAKES—</b>										
Linseed cake . . . . .Tons	238	303	..	646	241	33,658	25,025	..	45,757	15,307
Others . . . . ."	360	860	94	..	156	41,769	58,163	10,350	..	8,946
Total Oil cakes . . . . ."	607	1,172	94	646	307	75,427	83,188	10,350	45,757	24,253
PARAFFIN WAX . . . . ."	1,045	545	237	570	405	4,75,476	2,47,976	99,540	2,43,257	2,07,900
PERFUMERY (not being perfumed spirit) . . . . .Value	—	—	—	—	—	15,552	9,833	4,997	1,000	4,450
PLANTS, LIVING (including bulbs and seeds for sowing) . . . . ."	—	—	—	—	—	..	2,485	3,565	6,140	17,165
PRECIOUS STONES AND PEARLS, UNSHET . . . . ."	—	—	—	—	—	44,000	6,762	500	..	..
<b>RUBBER—</b>										
Raw . . . . .Lbs.	621,348	264,820	..	33,800	300,170	3,45,660	93,520	..	14,000	36,346
<b>SEEDS—</b>										
<b>Oil seeds—</b>										
<b>Essential—</b>										
Sawa or oil . . . . .Tons	84	27	..	..	20	26,208	8,884	..	..	3,380
Others surts . . . . ."	..	33	268	9	50	..	10,532	77,690	2,030	10,020
Total Essential seeds . . . . ."	84	60	268	9	70	26,208	19,416	77,690	2,030	13,400

No. 13—continued  
FRANCE—continued  
EXPORTS THERE TO—continued

## INDIAN MERCHANDISE—continued

ARTICLES	QUANTITY					VALUE				
	1929-30	1930-31	1931-32	1932-33	1933-34	1929-30	1930-31	1931-32	1932-33	1933-34
						R	R	R	R	R
<b>SEEDS—contd.</b>										
<b>Oil seeds—contd.</b>										
<b>Non-essential—</b>										
Castor . . . Tons	16,552	16,027	20,280	16,788	13,025	81,31,437	29,46,078	30,91,825	24,14,425	16,24,017
Groundnuts . . . "	210,866	172,232	223,241	219,447	188,080	4,35,08,811	2,87,38,440	3,58,42,651	3,67,03,458	2,32,07,705
Linseed . . . "	50,711	24,980	44,213	21,611	42,803	1,13,93,578	62,68,997	56,21,450	25,01,495	51,23,695
Mustard . . . "	1,539	1,468	1,528	1,870	1,995	4,58,236	8,89,564	3,48,810	3,20,715	3,12,506
Niger . . . "	1,508	..	5	5	15	2,89,764	..	658	750	2,170
Poppy . . . "	..	200	104	75	408	..	55,000	10,575	10,312	79,020
Rape . . . "	9,764	10,642	5,613	8,305	11,073	19,86,061	17,40,139	7,21,600	10,41,446	12,51,579
Sesamum (oil or jinjil) "	535	..	90	183	107	1,19,525	..	13,500	31,251	23,454
Other sorts . . . "	475	75	138	76	..	56,843	6,625	29,784	9,400	..
Other than oil seeds . . . "	56	227	82	193	172	25,393	50,165	7,450	41,345	41,195
<b>Total Seeds . . . "</b>	<b>292,082</b>	<b>225,909</b>	<b>295,512</b>	<b>268,561</b>	<b>257,603</b>	<b>6,62,95,856</b>	<b>3,92,05,494</b>	<b>4,51,71,988</b>	<b>4,31,72,022</b>	<b>3,17,69,341</b>
<b>SPICES—</b>										
Cardamoms . . . Cwts.	45	..	..	..	7	12,530	..	..	..	1,104
Ginger . . . "	200	..	160	1,575	454	6,150	..	2,830	25,015	6,528
Pepper . . . "	2,859	2,907	2,317	1,061	200	2,58,492	1,34,080	1,06,063	37,090	5,750
Other sorts . . . "	..	..	..	..	..	10	..	..	..	..
<b>Total Spices . . . "</b>	<b>3,104</b>	<b>2,907</b>	<b>2,977</b>	<b>2,636</b>	<b>661</b>	<b>2,77,232</b>	<b>1,34,080</b>	<b>1,08,893</b>	<b>62,105</b>	<b>13,382</b>
<b>TEA, BLACK . . . Lbs.</b>	<b>203,995</b>	<b>130,193</b>	<b>192,261</b>	<b>355,555</b>	<b>245,535</b>	<b>1,54,732</b>	<b>84,368</b>	<b>1,14,460</b>	<b>2,72,274</b>	<b>1,41,164</b>
<b>TEXTILES—</b>										
<b>Cotton—</b>										
Raw . . . Tons	45,159	41,370	14,369	22,091	20,117	3,92,29,999	2,68,23,327	78,76,661	1,16,06,717	1,58,18,781
Waste . . . Cwts.	13,656	17,990	9,561	28,300	10,311	2,74,818	2,75,698	1,05,015	3,66,744	1,33,091
Cotton Manufactures (including twist and yarn) . . . "	—	—	—	—	—	2,462	82	3,300	8,359	11,882

No. 13—continued  
 FRANCE—continued  
 EXPORTS THERETO—continued

## INDIAN MERCHANDISE—concluded

ARTICLES	QUANTITY					VALUE				
	1929-30	1930-31	1931-32	1932-33	1933-34	1929-30	1930-31	1931-32	1932-33	1933-34
						R	R	R	R	R
<b>TEXTILES—continued</b>										
Hemp (chiefly sann)—										
Raw . . . Cwts.	20,068	21,956	3,094	9,522	20,020	3,23,478	2,91,764	37,700	1,74,708	1,74,442
Jute—										
Raw . . . Tons	106,473	89,268	51,869	68,914	83,600	3,61,64,575	1,84,65,451	99,84,148	1,16,57,201	1,24,02,521
Manufactures—										
Gunny bacs . . No.	2,074,127	1,075,500	748,786	685,102	679,175	7,34,514	3,24,362	1,85,999	1,83,532	1,05,800
Silk—										
Raw . . . Lbs.	10,294	..	1,339	..	..	1,48,300	..	9,378	..	..
Chaos or waste . "	503,677	314,084	286,175	42,384	161,733	4,40,402	1,98,281	1,13,863	11,648	40,348
Cocoons . . . "	70,079	2,240	7,206	..	..	89,070	2,000	3,501	..	..
Total silk, raw . "	584,050	316,324	294,770	42,384	161,733	6,78,072	2,00,281	1,20,742	11,648	40,348
Wool—										
Raw . . . Lbs.	363,524	114,688	248,074	440,655	647,014	1,86,058	1,01,500	1,23,608	1,80,805	3,50,470
Manufactures . . Value	—	—	—	—	—	84,238	11,733	6,672	2,091	1,285
<b>WOOD AND TIMBER—</b>										
Timber, other than railway sleepers—										
Teak wood . Cubic Tons	46	551	40	25	7	13,938	2,05,574	12,000	5,557	1,060
Sandal Wood . . "	16	3	6	14	2	27,200	5,160	18,100	28,464	3,075
Other kinds of wood and timber . . Value	—	—	—	—	—	78,634	13,612	..	20,778	51,444
<b>PASTAL ARTICLES</b>										
"	—	—	—	—	—	12,07,560	12,44,075	14,02,585	12,95,131	18,30,555
<b>ALL OTHER ARTICLES OF MERCHANDISE</b>										
"	—	—	—	—	—	5,53,626	2,75,417	2,24,162	2,10,502	2,21,079
<b>GRAND TOTAL</b> . . "	—	—	—	—	—	16,81,00,449	11,08,00,025	7,63,55,729	8,07,61,602	7,37,13,375



No. 13—continued  
FRANCE—concluded  
EXPORTS THERETO—concluded

## FOREIGN MERCHANDISE

ARTICLES	QUANTITY					VALUE				
	1929-30	1930-31	1931-32	1932-33	1933-34	1929-30	1930-31	1931-32	1932-33	1933-34
ANIMALS, LIVING— HORSES . . . . . No.	7	7	3	..	..	32,000	30,600	6,000	..	..
APPAREL (including Drapery, uniforms, accouterments, but excluding Hosiery and Boots and shoes) . . . . . Value	—	—	—	—	—	55,002	22,171	19,522	17,343	5,810
CANES AND RATTANS . . . . . Cwts.	..	5	730	830	..	..	110	16,000	17,700	..
COAL AND COKE . . . . . Tons	240	1,280	..	..	..	4,320	23,231	..	..	..
FRUITS AND VEGETABLES . . . . . "	—	—	—	—	—	29,425	21,737	60,366	5,982	1,340
FURNITURE AND CABINET- WARE . . . . . "	—	—	—	—	—	235	7,660	12,920	40	4,350
GUMS AND RESINS										
Arabic . . . . . Cwts.	3,120	364	100	..	24	1,1574	9,059	1,500	..	245
Olibanum or frankincense . . . . . "	4,110	3,311	3,228	2,173	2,776	1,05,224	1,13,618	77,864	56,431	41,055
Other sorts . . . . . "	3,305	1,067	1,631	522	2,142	89,856	27,789	35,493	6,390	27,622
Total Gums and Resins . . . . . "	10,544	4,742	4,959	2,695	4,942	3,60,664	1,50,496	1,14,857	62,721	68,922
HARDWARE (excluding OUTLET AND ALUMINO- PLATED WARE) . . . . . Value										
HIDES AND SKINS, RAW— Skins, raw . . . . . { Tons —No.	1 —5,059	.. —6,214	.. —708	.. ..	.. —60	0,996	63,276	3,714	..	30
INSTRUMENTS, APPARATUS, AND APPLIANCES, AND PARTS THEREOF . . . . . Value	—	—	—	—	—	10,689	15,301	27,361	11,941	8,340
JEWELLERY (excluding IMITATION JEWELLERY AND PRECIOUS STONES AND PEARLS UNSET), ALSO PLATE OF GOLD AND SILVER . . . . . "	—	—	—	—	—	29,200	4,150	17,453	..	..
LEATHERS— Skins, tanned or dressed . . . . . { Tons —No.	.. —2,500	.. —2,710	.. ..	.. ..	.. ..	2,925	11,400	..	..	..
LIQUORS . . . . . Gals.	28	72	1,400	17	109	757	1,057	24,012	500	1,059
MACHINERY AND MILL- WORK . . . . . Value	—	—	—	—	—	7,314	7,838	5,703	24,220	4,389
PERFUMERY (NOT BEING PER- FUMED SPIRITS) . . . . . Value	—	—	—	—	—	4,806	4,408	750	16,095	3,000
RUBBER MANUFACTURES . . . . . "	—	—	—	—	—	7,223	52,090	14,527	44,891	50
TEXTILES—										
Wool, raw . . . . . Lbs.	19,028	40,830	27,440	3,060	92,717	10,550	35,700	14,000	3,600	25,200
„ manufactures . . . . . Value	—	—	—	—	—	3,08,818	16,645	38,752	15,860	800
VEHICLES (excluding LOCO- MOTIVES, ETC., FOR RAIL- WAYS)—										
Carrriages and carts (ex- cluding railway carriages), and parts thereof . . . . . "	—	—	—	—	—	9,980	46,694	8,559	24,300	4,625
Other sorts . . . . . "	—	—	—	—	—	86,294	60,425	64,775	38,063	38,747
POSTAL ARTICLES . . . . . "	—	—	—	—	—	1,56,456	1,60,850	1,38,665	1,60,747	3,23,485
ALL OTHER ARTICLES OF MERCHANDISE . . . . . "	—	—	—	—	—	82,719	1,27,344	1,77,476	22,116	44,786
GRAND TOTAL . . . . . "	—	—	—	—	—	12,61,875	8,67,818	8,10,224	5,24,038	6,18,882
GRAND TOTAL OF INDIAN AND FOREIGN MER- CHANDISE . . . . . "	—	—	—	—	—	16,93,62,324	11,16,67,843	7,71,66,013	8,12,85,850	7,43,34,257

## No. 13—continued

## SPAIN

## IMPORTS THEREFROM

ARTICLES	QUANTITY					VALUE				
	1929-30	1930-31	1931-32	1932-33	1933-34	1929-30	1930-31	1931-32	1932-33	1933-34
<b>CORK MANUFACTURES</b> . Cwts.	650	1,142	655	710	957	R	R	R	R	R
<b>DRUGS AND MEDICINES</b> excluding CHEMICALS AND NARCOTICS . Value	—	—	—	—	—	4,115	11,081	7,078	2,503	3,752
<b>DYEING AND TANNING SUBSTANCES—</b>										
Cochineal . . . Cwts.	197	648	808	900	1,131	39,618	1,53,647	1,30,065	1,25,335	1,23,050
Cutch and gambier . . "	..	47	..	..	..	..	11,160	..	..	..
Saffron . . . Lbs.	49,550	49,036	38,004	44,818	48,803	8,07,061	8,55,912	9,11,380	9,81,163	10,01,307
Other sorts . . . Value	—	—	—	—	—	..	3,148	..	..	810
Total Dyeing and Tanning substances . "	—	—	—	—	—	9,30,879	10,23,807	10,42,354	11,06,498	12,20,767
<b>FRUITS AND VEGETABLES: DRIBD, SALTED OR PRE- SERVED, NOT BEING CANNED OR BOTTLED—</b>										
Almonds . . . Tons	162	310	725	632	382	1,33,252	2,07,824	8,77,040	3,33,302	1,95,010
Other sorts of fruits and vegetables . Value	—	—	—	—	—	11,169	7,950	10,930	4,747	859
Total fruits and vegetables . . . "	—	—	—	—	—	1,44,421	2,15,774	8,87,970	3,40,040	1,95,873
<b>GLASS AND GLASSWARE—</b>										
Beads and false pearls Cwts.	8	11	..	2	20	18,905	15,104	45,407	3,854	23,880
Other glassware . . Value	—	—	—	—	—	50	..	..	..	3,508
Total Glass and Glassware . "	—	—	—	—	—	14,015	15,104	45,407	3,854	27,397
<b>LIQUORS including METHY- LATED AND PERFUMED SPIRITS—</b>										
Wines—										
Still red wines other than port . . . L. gals	9,641	9,689	10,809	7,967	8,000	26,810	26,732	27,478	19,257	20,555
Sherry, Madeira, and Malvasia . . . "	3,485	2,992	4,250	3,589	6,138	41,231	33,357	45,900	50,553	70,480
Other sorts . . . "	4,893	5,287	3,393	2,812	2,042	32,876	18,747	12,040	11,412	7,724
Total Wines . . . "	17,819	17,968	18,452	14,368	17,080	90,917	78,836	85,478	81,222	1,07,768
Other sorts of liquors . . "	87	98	66	36	100	2,881	1,412	1,019	711	1,233
Total Liquors . . . "	17,906	18,066	18,518	14,404	17,180	93,798	80,248	86,497	81,932	1,09,001
<b>MACHINERY AND MILL- WORK—</b>										
Textile machinery—										
Cotton—										
Spinning machinery, value	—	—	—	—	—	1,41,192	1,59,768	1,51,738	1,89,862	2,41,858
Manures—										
Muriate of Potash . Tons	..	..	..	800	..	..	..	..	1,12,657	..
<b>METALS AND ORES—</b>										
Quicksilver . . . Lbs.	20,498	4,510	1,000	17,501	28,245	91,386	18,978	8,076	57,096	52,882
<b>SALT</b> . . . Tons	69,868	66,916	3,781	27,828	2,280	14,18,548	10,45,095	67,389	4,09,462	31,773
<b>POSTAL ARTICLES NOT SPECIFIED</b> . . . Value	—	—	—	—	—	620	755	810	115	371
<b>ALL OTHER ARTICLES OF MERCHANDISE</b> . . . "	—	—	—	—	—	63,111	37,038	57,737	61,500	81,006
<b>GRAND TOTAL</b> . . . "	—	—	—	—	—	29,78,101	27,06,650	19,19,609	24,81,103	20,90,828

## EXPORTS THERETO

## INDIAN MERCHANDISE

ARTICLES	QUANTITY					VALUE				
	1929-30	1930-31	1931-32	1932-33	1933-34	1929-30	1930-31	1931-32	1932-33	1933-34
<b>COIR MANUFACTURED (ex- cluding ROPE)</b> . . Tons	85	181	114	64	118	R	R	R	R	R
						27,090	59,775	85,220	17,070	23,983
<b>DYEING AND TANNING SUBSTANCES—</b>										
Myrobalsam . . . Cwts.	2,000	541	7,554	14,842	11,009	12,000	2,375	44,520	37,070	65,857
Other sorts . . . "	120	190	200	80	175	2,461	4,263	2,510	1,719	2,237
Total Dyeing and Tanning Substances . . . "	2,120	731	7,754	14,922	11,184	14,461	6,638	47,046	38,789	68,094

No. 13—continued  
 SPAIN—continued  
 EXPORTS THERETO—continued

INDIAN MERCHANDISE—continued

ARTICLES	QUANTITY					VALUE				
	1929-30	1930-31	1931-32	1932-33	1933-34	1929-30	1930-31	1931-32	1932-33	1933-34
FIBRE FOR BRUSHES AND BROOMS . . . Cwts.	2,146	51	59	34	60	86,892	14,650	16,850	10,374	13,852
HIDES AND SKINS, RAW—										
Hides, raw—										
Buffalo hides . . . Tons	147	62	24	31	2	1,68,340	52,425	10,904	8,692	1,777
Cow hides . . . Tons	=41,700 2,000	=10,650 1,550	=15,200 1,105	=3,970 688	=550 591	24,48,876	12,89,857	7,44,705	2,53,230	3,33,844
Calf skins . . . Tons	=450,530 328	=330,752 227	=280,089 102	=157,526 133	=147,437 131	3,77,704	2,07,290	78,098	74,009	86,105
Total Hides, raw. Tons	2,476	1,848	1,321	852	724	29,80,010	15,49,572	8,34,487	4,30,001	4,21,124
Total Hides, raw. =No.	=617,565	=421,177	=335,002	=214,791	=2,01,881					
Skins, Raw—										
Goat skins . . . Tons	1	12	53	38	21	2,000	17,969	76,078	40,100	36,300
Goat skins . . . =No.	=1,000	=12,500	=67,750	=40,100	=36,300					
Total of Hides and Skins, raw Tons	2,476	1,860	1,374	890	745	29,82,010	15,67,541	9,10,565	4,70,101	4,52,404
Total of Hides and Skins, raw =No.	=618,565	=433,677	=402,812	=254,891	=238,184					
KAPOK . . . Cwts.	779	1,415	1,242	1,098	944	39,538	41,542	23,612	33,125	22,348
LAO—										
Shell . . . Cwts.	2,654	2,049	1,186	1,503	1,318	2,76,627	1,23,276	51,304	92,045	39,176
PARAFFIN WAX . . . Cwts.	4,015	1,349	550	..	..	18,26,825	6,22,999	2,31,000	..	..
SEEDS—										
Non-essential—										
Castor . . . Cwts.	2,800	3,250	2,050	2,803	2,325	5,50,238	5,24,987	2,80,820	3,85,984	2,62,559
Cotton . . . Cwts.	..	..	..	200	..	..	..	..	25,123	..
Groundnuts . . . Cwts.	100	550	100	..	..	22,500	79,249	13,000	..	..
Linseed . . . Cwts.	7,025	8,645	3,840	1,850	9,100	17,03,235	17,64,435	5,33,677	2,09,115	10,53,215
Niger . . . Cwts.	510	..	..	..	..	62,740	..	..	..	..
Rape . . . Cwts.	100	260	100	350	1,074	18,000	38,800	11,000	82,970	1,19,244
Sesamum (hil or jinjil) ..	100	..	..	..	..	21,000	..	..	..	..
Others . . . Cwts.	420	25	44	4	5	88,304	3,940	6,470	400	609
Total non-essential Seeds . .	10,855	12,730	6,143	4,907	12,704	4,65,942	24,11,471	8,50,967	6,53,692	14,35,618
Total Seeds . . . Cwts.	10,855	12,730	6,143	4,907	12,504	24,65,942	24,11,411	8,50,967	6,53,692	14,35,618
SPIRES . . . Cwts.	100	120	200	332	100	10,000	6,900	6,800	14,840	2,620
TEXTILES—										
Cotton—										
Raw . . . Tons	14,231	18,938	8,074	9,336	10,955	1,21,76,039	1,16,79,456	42,13,634	48,71,176	68,29,764
Waste . . . Cwts.	1,055	2,518	735	3,234	10,255	26,500	38,160	12,300	40,163	1,50,540
Hemp (chiefly sann), raw ..	2,112	2,571	474	754	89	39,850	44,470	6,200	8,750	750
Jute, raw . . . Tons	44,720	33,020	35,621	42,311	35,625	1,54,00,224	69,24,516	68,81,082	71,84,514	59,77,095
POSTAL ARTICLES . . . Value	—	—	—	—	—	..	..	..	..	..
ALL OTHER ARTICLES OF MERCHANDISE . . . Value	—	—	—	—	—	7,21,481	2,00,301	91,311	2,40,000	5,03,756
GRAND TOTAL . . . Value	—	—	—	—	—	3,60,33,457	2,37,31,635	1,33,85,037	1,37,06,533	1,41,17,890

FOREIGN MERCHANDISE

ARTICLES	QUANTITY					VALUE				
	1929-30	1930-31	1931-32	1932-33	1933-34	1929-30	1930-31	1931-32	1932-33	1933-34
TEXTILES—										
Cotton, raw . . . Tons	19	..	..	..	..	27,300	..	..	..	..
ALL OTHER ARTICLES OF MERCHANDISE . . . Value	—	—	—	—	—	4,232	3,900	13,874	7,105	7,794
GRAND TOTAL . . . Value	—	—	—	—	—	31,532	3,900	13,874	7,105	7,794
GRAND TOTAL OF INDIAN AND FOREIGN MERCHANDISE . . . Value	—	—	—	—	—	3,60,64,989	2,37,35,535	1,33,08,961	1,37,13,638	1,41,25,684

No. 13—*continued*  
**GIBRALTAR**  
**IMPORTS THEREFROM**

ARTICLES	QUANTITY					VALUE				
	1929-30	1930-31	1931-32	1932-33	1933-34	1929-30	1930-31	1931-32	1932-33	1933-34
						£	£	£	£	£
WINES—										
Sherry, Madeira and Marsala . . . Gals.	1,092	2,000	703	1,090	1,598	28,484	85,048	12,858	14,512	19,653
SALT . . . Tons	..	2,236	..	..	..	..	49,123	..	..	..
POSTAL ARTICLES NOT SPECIFIED . . . Value	—	—	—	—	—	10,554	16,158	16,100	8,889	2,900
ALL OTHER ARTICLES OF MERCHANDISE . . . "	—	—	—	—	—	20,902	28,533	9,350	11,729	6,422
GRAND TOTAL . . . "	—	—	—	—	—	60,080	1,28,857	39,308	35,131	29,035

**EXPORTS THERETO**

**INDIAN MERCHANDISE**

ARTICLES	QUANTITY					VALUE				
	1929-30	1930-31	1931-32	1932-33	1933-34	1929-30	1930-31	1931-32	1932-33	1933-34
						£	£	£	£	£
METALS AND ORES—										
Brass, Bronze and similar alloys, wrought . . . Cwts.	85	55	102	71	48	14,650	7,622	18,850	11,160	7,835
Manganese Ore . . . Tons	1,000	2,000	..	..	..	30,000	48,000	..	..	..
Provisions and Oil-man's stores . . . Value	—	—	—	—	—	325	11,867	405	1,165	250
TEXTILES—										
Cotton—										
Manufactures (including twist and yarn) . . . "	—	—	—	—	—	10,900	4,250	3,155	8,842	2,590
MANUFACTURES OF WOOD other than FURNITURE AND CABINET WARE . . . "	—	—	—	—	—	6,500	11,470	4,525	8,168	1,325
POSTAL ARTICLES . . . "	—	—	—	—	—	5,702	5,016	5,451	4,372	7,818
ALL OTHER ARTICLES OF MERCHANDISE . . . "	—	—	—	—	—	4,910	6,409	8,640	21,067	3,736
GRAND TOTAL . . . "	—	—	—	—	—	72,087	94,634	35,635	54,704	22,984

GIBRALTAR  
PORTUGAL

( - 328 )

No. 13—continued  
GIBRALTAR—continued  
EXPORTS THERETO—continued

FOREIGN MERCHANDISE										
ARTICLES	QUANTITY					VALUE				
	1929-30	1930-31	1931-32	1932-33	1933-34	1929-30	1930-31	1931-32	1932-33	1933-34
						R	R	R	R	R
GRAND TOTAL . Value	—	—	—	—	—	2,011	1,185	5,622	10,367	4,413
GRAND TOTAL OF INDIAN AND FOREIGN MERCHANDISE . . .	—	—	—	—	—	74,693	95,819	41,157	71,161	27,397

PORTUGAL  
IMPORTS THEREFROM

ARTICLES	QUANTITY					VALUE				
	1929-30	1930-31	1931-32	1932-33	1933-34	1929-30	1930-31	1931-32	1932-33	1933-34
CORK MANUFACTURES . Cwts.	1,106	2,270	2,061	2,968	4,598	1,07,504	2,05,024	1,41,890	1,66,288	2,15,772
Wines—										
Port . . . . .	11,595	8,213	6,442	5,987	6,398	1,17,442	88,884	58,616	60,108	65,060
Other sorts . . . . .	2,682	1,272	1,126	1,370	1,566	8,388	6,280	4,919	6,762	9,234
Total Wines . . . . .	14,277	9,485	7,568	7,357	7,964	1,25,830	94,664	63,535	66,870	74,294
PROVISIONS AND OILMAN'S STORES (including FISH AND FRUITS AND VEGETABLES CANNED OR BOTTLED)—										
Canned and bottled provisions—										
Tinned or canned fish Cwts.	893	754	77	1,237	304	34,501	29,784	3,955	43,210	16,711
Stationery . . . . . Value	—	—	—	—	—	16,308	21,518	16,241	1,036	688
POSTAL ARTICLES NOT SPECIFIED . . . . .	—	—	—	—	—	..	305	..	..	..
ALL OTHER ARTICLES OF MERCHANDISE . . . . .	—	—	—	—	—	81,375	79,629	66,400	22,586	17,717
GRAND TOTAL . . . . .	—	—	—	—	—	3,15,513	4,30,821	2,92,030	2,99,899	3,25,082

No. 13—continued

## PORTUGAL—continued

EXPORTS THERETO										
INDIAN MERCHANDISE										
ARTICLES	QUANTITY					VALUE				
	1929-30	1930-31	1931-32	1932-33	1933-34	1929-30	1930-31	1931-32	1932-33	1933-34
WOOL MANUFACTURED (excluding ROPE) . Tons	..	106	165	201	954	..	32,635	40,545	50,016	1,90,065
GRAIN, PULSE AND FLOUR . . . . . "	12,852	5,495	2,005	1,789	900	17,26,636	5,09,715	2,32,512	1,47,177	64,788
Lac . . . . . Cwts.	978	..	45	32	80	1,25,991	..	2,530	1,220	783
TEXTILES—										
Cotton, raw . . . Tons	105	168	112	324	404	1,72,820	35,957	57,575	1,70,175	2,00,830
Hemp, raw . . . Cwts.	3,135	4,569	3,394	0,041	4,678	57,022	72,616	50,252	83,302	58,808
Jute—										
Raw . . . . . Tons	771	803	2,778	2,735	1,027	2,83,471	3,01,407	5,57,048	4,14,340	1,47,448
ALL OTHER ARTICLES OF MERCHANDISE . . . Value	—	—	—	—	—	21,512	8,541	4,075	57,793	35,810
GRAND TOTAL . . . "	—	—	—	—	—	23,87,452	9,05,814	9,44,532	9,24,023	6,98,332

## FOREIGN MERCHANDISE

ARTICLES	QUANTITY					VALUE				
	1929-30	1930-31	1931-32	1932-33	1933-34	1929-30	1930-31	1931-32	1932-33	1933-34
TOTAL VALUE	—	—	—	—	—	..	..	623	3,860	444
GRAND TOTAL OF INDIAN AND FOREIGN MER- CHANDISE . . . Value	—	—	—	—	—	23,87,452	9,05,814	9,45,155	9,27,933	6,99,776

## MALTA AND GOZO

## IMPORTS THEREFROM

ARTICLES	QUANTITY					VALUE				
	1929-30	1930-31	1931-32	1932-33	1933-34	1929-30	1930-31	1931-32	1932-33	1933-34
POSTAL ARTICLES NOT SPECIFIED . . . . . Value	—	—	—	—	—	210	158	40	47	20
ALL OTHER ARTICLES OF MERCHANDISE . . . . . "	—	—	—	—	—	6,157	149	3,201	15,420	7,433
GRAND TOTAL . . . "	—	—	—	—	—	6,367	307	3,241	15,473	7,453

No. 13—continued  
MALTA AND GOZO—continued

EXPORTS THERETO

INDIAN MERCHANDISE

ARTICLES	QUANTITY					VALUE				
	1929-30	1930-31	1931-32	1932-33	1933-34	1929-30	1930-31	1931-32	1932-33	1933-34
						R	R	R	R	R
GRAIN, PULSE AND FLOUR TONS	..	..	75	360	845	75	..	6,384	31,809	65,822
TEXTILES—										
Cotton manufactures (including twist and yarn) Value	—	—	—	—	—	18,741	5,669	5,275	7,050	14,961
ALL OTHER ARTICLES OF MERCHANDISE . . . . .	—	—	—	—	—	15,199	12,582	6,332	4,115	9,626
GRAND TOTAL . . . . .	—	—	—	—	—	34,015	18,151	17,991	42,974	90,409

FOREIGN MERCHANDISE

ARTICLES	QUANTITY					VALUE				
	1929-30	1930-31	1931-32	1932-33	1933-34	1929-30	1930-31	1931-32	1932-33	1933-34
						R	R	R	R	R
TOTAL VALUE	—	—	—	—	—	6,770	2,080	4,540	4,074	..
GRAND TOTAL OF INDIAN AND FOREIGN MERCHANDISE . . . . . Value	—	—	—	—	—	40,785	20,231	22,531	47,048	90,409

SWITZERLAND

IMPORTS THEREFROM

ARTICLES	QUANTITY					VALUE				
	1929-30	1930-31	1931-32	1932-33	1933-34	1929-30	1930-31	1931-32	1932-33	1933-34
						R	R	R	R	R
APPAREL (excluding HOSIERY AND BOOTS AND SHOES)—										
Apparel (including drapery, uniforms, accoutrements) . . . . . Value	—	—	—	—	—	41,813	6,019	3,042	4,393	1,627
Hats, caps, bonnets and hatting ware . . . . .	—	—	—	—	—	1,328	5,622	47,376	19	59
BOOTS AND SHOES—										
All leather . . . . . Pairs	1,978	411	327	..	61	18,277	3,338	3,214	..	523
„ other materials . . . . .	1,287	663	1,178	1,099	274	5,625	4,023	6,009	10,624	1,880
CHEMICALS AND CHEMICAL PREPARATIONS (excluding CHEMICAL MANURES AND MEDICINES . . . . . Value	—	—	—	—	—	62,271	87,167	61,637	65,568	86,240
CLOCKS AND WATCHES AND PARTS THEREOF—										
Clocks and time-locks No.	40,277	21,345	13,908	38,066	15,166	1,08,171	74,474	49,078	65,531	62,741
Watches . . . . .	205,717	108,295	47,192	61,882	65,330	4,79,232	2,14,031	71,276	99,850	1,08,063
Parts of clocks and watches . . . . . Value	—	—	—	—	—	13,152	1,138	3,877	12,775	929
Total Clocks and Watches, etc. . . . .	—	—	—	—	—	6,00,555	2,89,643	1,25,181	2,04,154	1,82,533

No. 13—continued  
 SWITZERLAND—continued  
 IMPORTS THEREFROM—continued

ARTICLES	QUANTITY					VALUE					
	1929-30	1930-31	1931-32	1932-33	1933-34	1929-30	1930-31	1931-32	1932-33	1933-34	
CUTLERY . . . . . Value	—	—	—	—	—	R 8,700	R 102	R 0,740	R 19,289	R 7,702	
DRUGS AND MEDICINES (excluding CHEMICALS AND NARCOTICS) . . . . .	—	—	—	—	—	4,14,962	2,86,430	7,23,788	4,79,805	3,32,000	
DYEING AND TANNING SUBSTANCES— Dyes obtained from Coal tar— Alizarine— Molal— Not exceeding 10% Lbs. Over 10% but not exceeding 20% . . . . . Exceeding 20% . . . . .	— — — — — —	— — — — — —	— — — — — —	— — — 18,484 15,687	— — — 43,680 8,004	— — — — — —	— — — — — —	— — — — — —	— — — — — —	— — — 12,305 29,572	— — — — — 28,802 10,505
Total . . . . .	49,840	40,320	150	34,171	58,984	24,561	20,856	58	32,877	40,623	
Aniline . . . . . Value	706,557	488,895	508,082	—	—	19,17,445	16,31,775	14,03,425	—	—	
Indigo, synthetic . . . . .	16,792	179,700	108,976	—	—	22,572	2,03,780	1,37,590	—	—	
Other than Alizarine— Congored . . . . . Naphol rapid fast . . . . . Other salts . . . . . Vals—Indigo . . . . . Powder other sort . . . . . Metanil yellow . . . . . Others . . . . . Value	— — — — — — — —	— — — — — — — —	— — — — — — — —	— — — 27,935 34,025 8,364 131,052 64,703 12,880	— — — 11,760 65,276 20,430 1,22,792 51,828 6,185	— — — — — — — —	— — — — — — — —	— — — — — — — —	— — — — — — — —	— — — — — — — —	— — — 23,700 1,77,165 32,149 19,849 1,93,568 4,00,925 17,691 5,715 5,29,372
Total Dyeing and Tanning substances . . . . .	—	—	—	—	—	20,72,998	19,57,857	15,56,848	17,16,170	15,81,410	
GELATINE . . . . . Cwts.	815	295	210	204	103	30,057	26,982	20,387	25,458	9,447	
GLASS AND GLASSWARE . Value	—	—	—	—	—	43,085	32,814	16,171	12,326	410	
HANDWARE, excluding CUTLERY AND ELECTROPLATED WARE . . . . .	—	—	—	—	—	14,561	8,263	15,360	18,478	17,406	
INSTRUMENTS, APPARATUS, AND APPLIANCES, AND PARTS THEREOF— Electrical including telegraph and telephone apparatus not being machinery . . . . . Musical . . . . . Other kinds . . . . .	— — — —	— — — —	— — — —	— — — —	— — — —	— — — —	86,127 1,02,130 4,608	70,483 1,11,333 20,005	1,01,166 1,62,872 4,622	1,28,071 1,97,983 14,226	93,390 2,10,455 6,170
Total Instruments, etc. . . . .	—	—	—	—	—	2,62,871	2,02,423	2,58,660	3,41,180	3,10,693	
JEWELLERY excluding IMITATION JEWELLERY, ETC. . . . .	—	—	—	—	—	81,718	11,412	—	—	7,560	
LIQUORS including DENATURED AND PERFUMED SPIRITS . . . . . Gals.	582	304	709	529	832	23,602	11,368	27,983	23,741	86,306	
MACHINERY AND MILLWORK— Prime-movers (other than electrical)— Other than Locomotives— Oil engines . . . . . No. Parts of oil engines Value Steam engines . . . . . No. Other sorts . . . . . Value	— — — 11 — 1 —	— — — 7 — 1 —	— — — 5 — — —	— — — 30 — — —	— — — 12 — — —	— — — — — — —	94,156 41,900 45,418 77,544	85,952 47,163 21,511 8,58,838	60,011 82,831 — 4,35,875	1,81,435 30,193 979 5,026	55,840 16,048 — 69,061
Total prime-movers (other than electrical) . . . . .	—	—	—	—	—	2,59,018	5,13,464	5,28,717	2,18,233	1,72,249	
Electrical machinery of all kinds— Control and Switch gear Generators, alternators and dynamos . . . . . Motors . . . . . Transformers . . . . . Turbo generating sets Others . . . . .	— — — — — — —	— — — — — — —	— — — — — — —	— — — — — — —	— — — — — — —	— — — — — — —	6,973 1,07,785 17,100 9,771 1,05,477 34,328	2,517 4,321 23,264 59,539 — 10,512	8,007 4,824 34,081 6,537 — 21,738	6,709 2,658 22,438 106 39,212 7,317	14,582 20,689 1,60,144 3,707 — 7,958
Total Electrical machinery of all kinds . . . . .	—	—	—	—	—	2,81,444	1,00,153	76,187	87,640	2,07,080	
Machinery not being prime-movers or electrical machinery— Oil crushing machinery . . . . . Refrigerating machinery . . . . . Rice and flour mill machinery . . . . . Saw mill and wood working machinery . . . . . Sewing and knitting machines . . . . . No.	— — — — — 118	— — — — — 107	— — — — — 42	— — — — — —	— — — — — —	— — — — — —	13,559 — 67,848 17,899 17,402	556 1,048 34,584 — 7,472	7,675 — 6,201 — 2,790	— 110 29,535 98 —	2,831 26,893 26,002 101 —
Textile machinery— Spinning machinery . Value Shuttles (including those for sewing machines) . . . . . Other sorts . . . . .	— — —	— — —	— — —	— — —	— — —	— — —	4,821 — 43,901	55,800 2,813 80,841	1,25,494 5,796 17,882	31,072 20,516 30,602	2,20,010 13,705 1,76,823
Total Textile machinery . . . . .	—	—	—	—	—	48,782	1,39,544	1,49,172	69,180	4,11,138	
Other sorts of machinery . . . . .	—	—	—	—	—	75,548	1,59,114	2,20,256	1,13,611	2,10,088	
Total Machinery and Millwork . . . . .	—	—	—	—	—	7,81,000	9,55,935	9,89,993	5,36,407	10,64,942	
Manures . . . . .	—	—	—	—	—	—	—	—	18,340	—	
METALS AND ORES— Aluminium— Wrought— Circles . . . . . Cwt. Sheets . . . . . Other manufactures . . . . .	12,812 654 628	6,148 134 125	4,093 104 678	550 40 42	937 86 623	9,68,655 44,123 82,182	4,64,664 9,695 24,577	2,02,209 7,934 67,492	49,627 2,000 6,758	76,693 6,521 78,448	



No. 13—continued  
 SWITZERLAND—continued  
 IMPORTS THEREFROM—continued

ARTICLES	QUANTITY					VALUE				
	1929-30	1930-31	1931-32	1932-33	1933-34	1929-30	1930-31	1931-32	1932-33	1933-34
<b>METALS AND ORES—continued</b>						R	R	R	R	R
Brass, Bronze, and similar alloys and manufactures thereof . Cwts.	3	135	190	39	1	437	6,117	7,965	1,733	53
German silver . . . "	190	418	701	2,373	649	16,240	33,922	43,600	1,37,553	40,532
<b>OILS . . . . Value</b>	—	—	—	—	—	31,733	27,455	16,867	34,045	33,232
<b>PAPER AND PASTEBOARD Cwts.</b>	241	192	363	311	132	15,333	11,436	11,535	8,332	3,724
<b>PERFUMERY NOT BEING PERFUMED SPIRIT . . . Value</b>	—	—	—	—	—	4,059	7,113	5,174	10,334	5,023
<b>PRINTING AND LITHOGRAPHING MACHINERY AND MATERIALS . . . "</b>	—	—	—	—	—	392	24,000	5,547	7,759	9,330
<b>PROVISIONS AND OILMAN'S STORES including FISH AND FRUITS AND VEGETABLES, CANNED OR BOTTLED—</b>										
Canned and bottled provisions . . Cwts.	32	450	324	250	203	26,321	33,295	32,693	24,505	11,973
Cheese (including canned) . . . "	907	1,105	813	706	799	1,27,332	1,16,703	89,665	70,967	33,354
Cocoa and chocolate . . . "	250	971	317	95	136	19,245	33,502	33,271	3,537	5,143
Confectionery . . . "	1,641	1,910	1,625	430	537	1,32,906	1,55,521	1,45,297	29,367	33,212
<b>Farinaceous and patent foods—</b>										
Milk foods for infants and invalids (wholly or mainly milk) . . "	671	139	37	33	17	45,421	19,144	4,333	4,901	2,353
Other sorts . . . "	6	3	..	3	11	333	766	..	193	1,041
Total Farinaceous and patent foods . . "	677	137	37	41	28	45,753	19,910	4,333	5,094	3,397
Milk, condensed and preserved . . . "	23,149	9,035	31,179	9,764	179	11,75,640	4,99,953	10,12,332	2,30,333	6,023
Other sorts of provisions Value	—	—	—	—	—	6,159	9,732	11,537	5,059	4,344
Total Provisions and Oilman's stores, etc. "	—	—	—	—	—	15,33,333	9,18,676	13,59,723	3,73,517	1,53,053
<b>STATIONERY (excluding PAPER) . . . "</b>	—	—	—	—	—	15,399	6,214	6,993	4,036	5,694
<b>TAXILES—</b>										
<b>Cotton—</b>										
Twist and yarn . . . Lbs.	694,410	73,600	31,201	65,900	13,500	9,75,040	93,262	55,102	73,119	14,423
Manufactures— Handkerchiefs and shawls in the piece—										
<b>Hosiery—</b>										
Lace and patent net Yards	141,993	33,910	17,253	3,631	..	69,131	20,361	9,934	3,253	..
<b>Piece goods—</b>										
White (bleached) . . . "	3,534,401	5,444,305	5,924,399	6,491,333	612,333	35,22,373	13,93,116	17,09,317	24,39,473	2,43,192
Coloured, printed, or dyed—										
Printed goods . . . "	221,333	75,061	47,342	33,020	417	1,05,299	30,669	15,213	14,933	374
Dyed goods . . . "	1,033,234	424,604	1,505,339	3,225,399	34,663	7,03,379	2,29,414	6,33,963	13,02,533	45,373
Woven coloured goods . . . "	231,776	135,564	53,303	57,044	3,133	2,13,534	1,24,266	33,763	33,733	2,065
Fents of all descriptions . . . "	103,244	46,043	43,994	200,233	00,109	33,427	11,431	11,191	67,101	27,064
Other sorts of manufactures . . . Value	—	—	—	—	—	23,343	17,352	1,342	10,726	173
Total Cotton manufactures (including twist and yarn) "	—	—	—	—	—	56,56,069	24,25,371	24,74,440	40,54,923	3,34,607
<b>Haberdsnery and millinery—</b>										
Lace and embroidery . . . "	—	—	—	—	—	4,72,177	3,50,337	1,14,703	2,33,963	1,57,407
Other sorts . . . "	—	—	—	—	—	3,76,412	1,30,324	31,545	35,504	57,036

No. 13—continued

## SWITZERLAND—continued

## IMPORTS THEREFROM—concluded

ARTICLES	QUANTITY					VALUE				
	1929-30	1930-31	1931-32	1932-33	1933-34	1929-30	1930-31	1931-32	1932-33	1933-34
<b>TEXTILES—continued</b>										
<b>Silk—</b>						R	R	R	R	R
Manufactures—										
Silk yarn, nolls, and warps . . . Lbs.	178,002	128,582	288,052	96,091	..	10,05,382	5,79,724	10,78,801	3,08,894	..
Goods of silk mixed with other materials Yards	12,198	6,792	10,946	6,697	22,685	68,780	88,211	30,440	28,013	74,004
Piece goods . . . "	47,591	12,191	8,040	16,320	31,355	2,45,430	61,727	84,061	63,024	68,697
Other sorts . . . Lbs.	1,944	0,000	1,104	1,021	42	6,068	4,968	2,405	3,418	80
Total Silk manufactures (including silk yarn, etc.) . Value	—	—	—	—	—	18,20,617	6,84,680	11,40,806	4,08,314	1,42,700
<b>Wool—</b>										
Raw . . . Lbs.	76,031	..	..	..	..	76,225	..	..	..	..
Manufactures—										
Hosiery . . . "	1,583	512	80	151	720	11,834	2,617	737	1,278	4,159
Piece goods . . . Yards	47,693	28,522	1,977	27,797	54,788	90,018	38,480	2,274	39,914	71,018
Other sorts . . . Value	—	—	—	—	—	22,431	7,415	806	5,522	2,047
Total Woolen manufactures (including yarn, etc.) . "	—	—	—	—	—	1,24,278	43,408	3,816	46,714	77,810
<b>Artificial silk—</b>										
Artificial silk yarn . Lbs.	405,880	80,460	291,430	67,816	87,376	5,82,907	89,226	2,70,570	69,262	24,404
Piece goods of cotton and artificial silk (b) Yards	6,842,409	3,168,737	—	—	—	43,86,885	15,29,143	—	—	—
Piecegoods made entirely of artificial silk (a) . . . "	—	5,356	5,812	3,122	15,552	—	8,654	4,061	4,465	13,628
Piecegoods made of cotton and artificial silk (a) . . . "	—	811,020	1,974,636	987,119	1,57,200	—	3,26,517	7,53,808	4,88,182	91,143
Piece-goods of cotton embroidered or super imposed with artificial silk* Yards	—	—	—	—	2,280,397	—	—	—	—	10,07,391
Other sorts . . . Value	—	—	—	—	—	28,006	11,744	11,095	34,066	14,004
<b>UMBRELLAS AND UMBRELLA FITTINGS—</b>										
Umbrellas, complete including parasols and sunshades . . . No.	6,756	4,550	..	..	..	16,954	10,668	..	..	..
<b>VEHICLES: excluding LOCOMOTIVES, ETC., FOR RAILWAYS—</b>										
Mechanically propelled vehicles (excluding railway locomotives and tractors) . Value	—	—	—	—	—	1,273	3,960	16,161	5,291	13,168
<b>POSTAL ARTICLES NOT SPECIFIED</b> . . . "	—	—	—	—	—	10,59,740	18,25,425	16,62,978	32,91,714	42,43,600
<b>ALL OTHER ARTICLES OF MERCHANDISE</b> . . . "	—	—	—	—	—	48,196	51,562	40,200	40,423	55,001
<b>GRAND TOTAL</b> . . .	—	—	—	—	—	2,12,10,693	1,26,83,938	1,22,28,637	1,29,01,552	1,02,41,870

## EXPORTS THERETO

## INDIAN MERCHANDISE

ARTICLES	QUANTITY					VALUE				
	1929-30	1930-31	1931-32	1932-33	1933-34	1929-30	1930-31	1931-32	1932-33	1933-34
<b>FURNITURE AND CABINET-WARE</b> . . . Value	—	—	—	—	—	14,317	670	662	..	4,200

(a) Separately shown from September 1930.

(b) Shown under the following heads from September 1930.

\* Separately recorded from 1933-34.

SWITZERLAND—concluded  
EXPORTS THERETO—continued

INDIAN MERCHANDISE—continued

ARTICLES	QUANTITY					VALUE				
	1929-30	1930-31	1931-32	1932-33	1933-34	1929-30	1930-31	1931-32	1932-33	1933-34
TEXTILES—						R	R	R	R	R
Wool—										
Carpets and rugs . . . Lbs.	1,747	2,449	1,052	308	64	0,595	11,520	3,240	1,170	65
POSTAL ARTICLES NOT SPECIFIED . . . Value	—	—	—	—	—	..	..	..	..	70,947
ALL OTHER ARTICLES OF MERCHANDISE . . . "	—	—	—	—	—	16,531	11,706	4,099	9,180	18,905
GRAND TOTAL . . . "	—	—	—	—	—	40,448	23,706	8,601	10,350	1,03,177

FOREIGN MERCHANDISE

ARTICLES	QUANTITY					VALUE				
	1929-30	1930-31	1931-32	1932-33	1933-34	1929-30	1930-31	1931-32	1932-33	1933-34
APPAREL (including DRAPERY, UNIFORMS, ACCOUTREMENTS BUT excluding HOSIERY AND BOOTS AND SHOES) . . . Value	—	—	—	—	—	9,050	9,425	10,000	0,338	493
Machinery and Millwork . . . "	—	—	—	—	—	..	50	910	18,221	12,349
Rubber—manufacture . . . "	—	—	—	—	—	..	..	..	16,230	..
TEXTILES—										
Woolen manufactures . . . "	—	—	—	—	—	13,872	1,600	7,189	4,323	400
ALL OTHER ARTICLES OF MERCHANDISE . . . "	—	—	—	—	—	21,721	20,823	22,399	13,386	12,032
GRAND TOTAL . . . "	—	—	—	—	—	44,443	31,898	40,498	62,002	25,874
GRAND TOTAL OF INDIAN AND FOREIGN MERCHANDISE . . . "	—	—	—	—	—	84,886	55,604	49,099	72,361	1,29,051

ITALY ( including FIUME )  
IMPORTS THEREFROM

ARTICLES	QUANTITY					VALUE				
	1929-30	1930-31	1931-32	1932-33	1933-34	1929-30	1930-31	1931-32	1932-33	1933-34
APPAREL (excluding HOSIERY AND BOOTS AND SHOES)—Apparel (including drapery, uniforms, accoutrements) . . . Value	—	—	—	—	—	2,00,480	1,30,003	70,048	20,604	13,255
Hats, caps, bonnets, and hatter's ware . . . "	—	—	—	—	—	9,85,266	4,36,233	2,92,920	2,83,463	2,90,002
Lametta . . . . Lbs.	..	..	..	..	..	..	..	..	..	..
Others . . . . Value	—	—	—	—	—	718	1,972	1,163	516	213
Total Apparel (excluding hosiery and boots and shoes) . . . "	—	—	—	—	—	11,30,454	5,72,209	8,64,426	3,13,513	3,04,370

No. 13—continued  
 ITALY including FIUME—continued  
 IMPORTS THEREFROM—continued

ARTICLES	QUANTITY					VALUE				
	1929-30	1930-31	1931-32	1932-33	1933-34	1929-30	1930-31	1931-32	1932-33	1933-34
ART. WORKS OF, other than PICTURES . . . . Value	—	—	—	—	—	R 76,823	R 1,50,810	R 82,634	R 1,12,805	R 45,070
ASBESTOS--										
Manufactures (except for packing) . . . . "	—	—	—	—	—	4,78,602	2,38,020	1,31,230	40,037	30,600
BELTING FOR MACHINERY--										
Of leather . . . . "	—	—	—	—	—	..	6,715	10,245	6,010	14,544
" other materials . . . . "	—	—	—	—	—	19,630	9,413	2,599	1,149	..
Total Belting for Machinery . . . . "	—	—	—	—	—	19,630	13,128	12,844	7,765	14,544
BODDINS . . . . "	—	—	—	—	—	11,472	18,556	40,620	18,400	14,034
BOOKS, PRINTED AND PRINTED MATTER (not being STATIONERY), including MAPS AND CHARTS Cwts.	122	140	92	103	81	16,014	11,040	10,261	15,589	7,770
BOOTS AND SHOES--										
All Leather . . . Pairs	4,083	4,528	70,848	178,061	51,354	81,406	83,440	2,38,400	4,64,373	1,46,802
RUBBER SOLED-- With canvas uppers . . . . "	13,064	260	1,61,303	69,262	8,121	13,706	554	1,08,430	90,793	8,108
Of other materials . . . . "	2,224	1,594	48,183	101,849	11,821	5,112	2,991	93,368	1,85,324	18,181
Total Boots and Shoes . . . . "	19,371	6,382	2,80,324	344,172	71,296	50,223	86,985	4,40,204	7,10,495	1,73,241
Brushes and Brooms . . . . DOK.	6,887	8,898	7,048	2,063	4,366	15,702	10,099	13,004	6,402	5,075
BUILDING AND ENGINEERING MATERIALS--										
Bricks--										
Bricks, other than fire-bricks . . . . No.	..	..	..	6	..	..	..	..	12	..
Fire bricks . . . . "	187,061	81	..	..	..	1,75,342	11	..	..	..
Cement-- Portland . . . . Tons	3,822	1,148	1,310	11	83	1,29,320	41,076	51,606	353	3,107
Tiles . . . . No.	5,616,011	2,455,099	1,791,850	1,223,375	759,255	8,04,089	5,19,832	3,62,783	4,18,016	2,06,209
Other kinds . . . . Value	—	—	—	—	—	2,67,082	1,04,885	1,05,308	1,05,120	93,080
Total Building and Engineering materials . . . . "	—	—	—	—	—	13,66,719	7,25,804	5,19,692	5,23,509	3,32,488
BUTTONS OF ALL SORTS--										
Metal . . . . "	—	—	—	—	—	4,346	8,136	9,646	12,130	12,926
Other sorts . . . . "	—	—	—	—	—	5,08,385	2,96,915	3,23,903	5,52,129	3,53,239
Total Buttons of all sorts . . . . "	—	—	—	—	—	6,02,731	3,05,051	3,33,549	5,64,300	3,66,165
CHEMICALS AND CHEMICAL PREPARATIONS (excluding CHEMICAL MANURES AND MEDICINES)--										
Acids--										
Acetic (pyroligneous) acid . . . . Cwts.	380	20	..	..	..	13,794	730	..	..	..
Citric . . . . "	272	140	286	578	1,323	40,718	17,272	22,991	30,745	63,306
Tartaric . . . . "	1,600	1,519	562	771	598	1,62,845	1,39,046	42,284	56,024	36,858
Other sorts . . . . "	..	..	..	2,240	941	..	..	..	36,533	15,074
Total Acids . . . . "	2,260	1,688	848	3,589	2,862	2,17,357	1,57,048	64,376	1,23,302	1,15,238

No. 13—continued  
 ITALY including FIUME—continued  
 IMPORTS THEREFROM—continued

ARTICLES	QUANTITY					VALUE				
	1929-30	1930-31	1931-32	1932-33	1933-34	1929-30	1930-31	1931-32	1932-33	1933-34
<b>CHEMICALS AND CHEMICAL PREPARATIONS, ETC.—</b>						R	R	R	R	R
<i>continued</i> Bleaching materials . Cwts.	..	6,950	3,504	14,420	10,606	..	42,262	22,180	71,822	80,577
Carbide of calcium . "	10,951	9,173	0,040	2,024	1,201	1,54,108	1,32,098	91,785	20,419	10,000
Magnesium Compounds . "	5,071	30	82	146	208	28,943	980	882	3,956	7,689
Soda Compounds . "	2,264	4,141	0,762	9,416	1,010	25,631	45,167	68,998	70,911	12,243
Sulphur (Brimstone) . "	338,079	283,265	232,715	200,403	245,157	16,08,339	14,70,524	12,16,777	11,55,230	12,51,149
Other sorts . Value	—	—	—	—	—	31,719	74,152	40,801	53,041	53,103
Total Chemicals and Chemical preparations, etc. "	—	—	—	—	—	21,24,187	19,23,431	15,05,894	15,13,600	15,45,659
<b>CLOCKS AND WATCHES AND PARTS THEREOF—</b>										
Clocks and timepieces No.	22,472	19,552	2,500	4,323	808	01,405	45,226	11,500	10,325	3,075
Watches . "	767	1,547	950	270	2,201	6,061	9,038	2,402	2,004	20,000
Parts of clocks and Watches . Value	—	—	—	—	—	38	520	3	..	..
TOTAL CLOCKS AND WATCHES . "	—	—	—	—	—	67,594	55,634	13,971	12,320	30,071
<b>CORDAGE AND ROPE OF VEGETABLE FIBRE (excluding JUTE AND COTTON) . Cwts.</b>	14,181	4,703	41,499	21,533	20,851	13,975	11,742	10,217	6,507	6,322
<b>DRUGS AND MEDICINES (excluding CHEMICALS AND NARCOTICS)—</b>										
Camphor . Lbs.	63,091	355,100	479,100	377,705	186,000	86,716	4,82,300	6,49,318	4,87,941	1,07,336
Proprietary and Patent Medicines . Value	—	—	—	—	—	1,99,373	2,51,446	1,18,667	1,76,518	91,737
Other sorts of Drugs and Medicines . "	—	—	—	—	—	72,832	1,18,953	43,643	85,029	1,36,482
Total Drugs and Medicines . "	—	—	—	—	—	3,58,471	8,52,699	8,11,628	7,50,388	4,25,555
<b>DYEING AND TANNING SUBSTANCES—</b>										
Aniline . Lbs.	736,309	685,665	822,615	—	—	6,79,971	7,79,755	5,17,276	—	—
Congo red . "	—	—	—	106,432	—	—	—	—	1,61,202	15,680
Coupling dyes of the Naphthal group, etc. "	—	—	—	22,575	16,688	—	—	—	1,07,972	65,910
Vats—indigo . "	—	—	—	60,923	33,600	—	—	..	93,313	56,777
Other sorts—Powder . "	—	—	—	10,417	820	—	—	—	1,47,770	12,840
Indigo, synthetic (a) . Cwts.	284	309	—	—	—	41,235	40,100	—	—	—
Other sorts . Value	—	—	—	—	—	8,224	7,673	10,500	2,83,797	1,08,591
Total Dyeing and Tanning substances . "	—	—	—	—	—	7,24,430	8,33,528	5,27,836	7,04,054	3,10,708
<b>EARthenWARE AND PORCELAIN—</b>										
Earthenware . Value	—	—	—	—	—	27,176	85,846	23,712	3,003	2,143
Porcelain . "	—	—	—	—	—	13,545	7,058	12,540	3,117	5
Total Earthenware and Porcelain . "	—	—	—	—	—	40,721	42,899	36,252	6,120	2,148
<b>FRUITS AND VEGETABLES—</b>										
Fresh fruits and vegetables, etc. . Value	—	—	—	—	—	14,25,784	13,15,761	9,57,251	12,24,113	11,73,307
Fruits and vegetables: dried, salted, or preserved <i>not being canned or bottled</i> —										
Almonds . Tons	3,367	2,576	829	879	1,591	23,24,066	14,50,321	5,18,850	5,88,552	8,42,362
Dates . "	5	36	25	12	..	1,360	4,260	2,780	1,309	..
Other sorts . "	—	185	898	707	61	75,786	63,134	1,69,305	1,55,101	20,781
Total Fruits and Vegetables . Value	—	—	—	—	—	38,26,336	28,33,486	16,42,240	19,10,069	20,38,519

(a) Transferred to coal tar under vats from 1932-33.  
 \* Discontinued and shown under sub-heads from 1932-33.

No. 13—continued  
ITALY (including FIUME)—continued  
IMPORTS THEREFROM—continued

ARTICLES	QUANTITY					VALUE				
	1929-30	1930-31	1931-32	1932-33	1933-34	R	"	R	R	R
<b>FURNITURE AND CABINET-WARE—</b>										
Furniture of wood other than bedsteads . . . Value	—	—	—	—	—	24,237	31,600	11,974	8,252	1,075
Furniture of other materials (other than bedsteads) . . . "	—	—	—	—	—	6,098	41,711	2,424	2,260	5,861
Mouldings . . . "	—	—	—	—	—	1,61,966	1,19,545	84,576	44,120	87,806
<b>GLASS AND GLASSWARE—</b>										
Bangles . . . Value	—	—	—	—	—	27,370	36,702	14,223	4,353	70
Beads and false pearls Cwts.	12,477	4,778	4,008	3,211	3,137	5,57,392	1,09,871	1,85,384	1,70,936	1,80,857
Other glassware . . . "	—	—	—	—	—	26,373	36,816	40,333	41,974	43,484
Total Glass and Glassware . . . "	—	—	—	—	—	6,11,635	2,73,389	2,43,945	2,17,263	2,20,017
<b>HARDWARE, excluding CUTLERY AND ELECTROPLATED WARE—</b>										
Domestic hardware, other than enamelled ironware . . . Value	—	—	—	—	—	12,175	5,210	2,019	2,770	641
Enamelled iron ware . . . "	—	—	—	—	—	18,624	6,256	11,792	8,611	11,005
Implements and tools other than agricultural implements and machine tools . . . "	—	—	—	—	—	30,142	44,490	66,879	18,136	68,051
Other sorts . . . Value	—	—	—	—	—	3,85,274	2,76,674	1,89,566	1,21,316	90,855
Total Hardware, etc. . . . "	—	—	—	—	—	4,46,225	3,32,536	2,70,286	1,51,139	1,71,762
<b>INSTRUMENTS, APPARATUS, AND APPLIANCES, AND PARTS THEREOF—</b>										
Electrical including telegraph and telephone apparatus not being machinery—										
Electric fans and parts thereof . . . Value	—	—	—	—	—	12,68,253	6,83,640	4,13,065	4,74,869	4,74,014
Electric wire and cables . . . "	—	—	—	—	—	610	11,600	5,453	11,551	3,078
Electric lamps and parts thereof—										
Standard lighting lamps . . . "	105,676	83,148	—	—	—	1,06,289	37,472	—	—	—
Gas filled electric bulbs (a) . . . "	—	—	10,488	5,340	20,000	—	—	13,074	4,427	10,938
Vacuum electric bulbs (b) . . . "	—	—	28,102	19,559	63,568	—	—	11,421	7,849	22,965
Parts and accessories of electric lamps . . . Value	—	—	—	—	—	54,167	60,937	12,262	20,002	6,733
Meters . . . . . "	—	—	—	—	—	6,078	12,072	4,028	33,442	64,366
Other sorts . . . . . "	—	—	—	—	—	19,369	55,195	68,975	64,452	45,051
Total Instruments, Electrical, etc. . . . "	—	—	—	—	—	18,94,751	8,61,717	5,23,898	6,10,702	6,27,140

(a) Sub-divided into the heads immediately following from 1931-32.  
(b) Separately recorded from 1931-32.

No. 13—continued  
 ITALY (including FIUME)—continued  
 IMPORTS THEREFROM—continued

ARTICLES	QUANTITY					VALUE				
	1929-30	1930-31	1931-32	1932-33	1933-34	1929-30	1930-31	1931-32	1932-33	1933-34
<b>INSTRUMENTS, APPARATUS AND APPLIANCES, AND PARTS THEREOF—contd.</b>						R	R	R	R	R
<b>Musical—</b>										
Organs and Harmoniums, complete . . . . . No.	3	2	2	1	..	18,165	924	754	40	..
Talking machines and accessories— . . . . . Value	—	—	—	—	—	10,592	10,316	10,021	17,203	15,487
Other sorts including parts of musical instruments . . . . . "	—	—	—	—	—	17,047	11,507	11,083	22,030	23,174
<b>Total Musical Instruments</b> . . . . . "	—	—	—	—	—	46,704	22,747	31,458	30,339	38,661
<b>Photographic—</b>										
Cinematograph films—										
Raw films i.e., blank films on which no picture has been impressed . . . . . Length in feet	29,361	1,152,830	472,984	1,897,908	501,200	1,112	33,924	10,539	41,002	10,118
Exposed films . . . . . "	77,869	84,614	21,163	64,579	74,044	20,130	22,297	6,103	13,787	21,427
<b>Total Cinematograph films</b> . . . . . "	107,180	1,237,444	494,147	1,962,547	675,844	21,251	56,221	16,642	55,689	31,516
Photographic, other than Cinematograph films . . . . . Value	—	—	—	—	—	15,909	2,683	1,070	1,000	880
Scientific and philosophical . . . . . "	—	—	—	—	—	11,235	6,038	5,030	2,367	5,002
Surgical . . . . . "	—	—	—	—	—	18,293	9,568	19,554	8,498	8,753
Other kinds . . . . . "	—	—	—	—	—	6,172	6,798	12,522	10,616	10,749
<b>Total Instruments, Apparatus, and Appliances, and parts thereof</b> . . . . . "	—	—	—	—	—	15,14,315	9,65,772	6,10,224	7,34,200	7,22,731
<b>JEWELLERY (excluding IMITATION JEWELLERY AND PRECIOUS STONES AND PEARLS, UNSET, ALSO PLATE OF GOLD AND SILVER)—</b>										
Jewellery . . . . . "	—	—	—	—	—	7,269	1,123	2,691	3,315	1,379
Plate of gold and silver . . . . . "	—	—	—	—	—	..	9,272	11,486	2,600	854
<b>Total Jewellery</b> . . . . . "	—	—	—	—	—	7,269	10,400	14,177	5,924	2,233
<b>LEATHER</b> . . . . . "	—	—	—	—	—	12,828	7,058	54,467	50,206	1,50,378
<b>LIQUORS, including DENATURED AND PERFUMED SPIRITS—</b>										
Ale, beer and porter . . . . . Liquid Gals.	3,813	1,393	6,460	1,237	915	8,008	2,880	13,053	2,542	1,799
Spirit present in drugs, medicines, or chemicals . . . . . "	2,048	1,299	848	1,314	1,871	38,947	25,234	16,938	24,633	22,326
Other sorts . . . . . "	551	685	398	117	237	10,134	11,013	5,001	3,336	6,702
<b>Total Spirit</b> . . . . . "	72,594	1,984	1,246	1,431	2,108	49,081	36,847	22,830	28,010	30,587
Wines—										
Still red wines other than port . . . . . "	3,112	2,517	1,191	2,208	1,182	19,511	20,288	8,166	15,401	8,818
Other sorts, including Vermouth and Ginger wine . . . . . "	38,292	37,035	21,979	25,884	25,248	2,25,248	2,21,076	1,24,231	1,04,061	1,73,203
<b>Total Wines</b> . . . . . "	41,404	39,552	23,170	28,092	26,430	2,44,769	2,41,364	1,32,397	1,79,462	1,82,111
<b>Total Liquors</b> . . . . . "	47,811	42,934	30,876	30,780	29,453	3,01,848	2,81,007	1,60,194	2,10,023	2,14,497
<b>MACHINERY AND MILLWORK—</b>										
Prime-movers (other than electrical)—										
Locomotives (including those for railways)—										
Railway locomotive Engines, tenders and parts thereof . . . . . Value	—	—	—	—	—	20,784	1,01,779	2,71,419	20,446	55,336
Other than Locomotives—										
Gas Engines . . . . . No.	..	2	..	..	..	..	178	..	..	..
Oil Engines . . . . . "	24	18	22	4	3	1,57,795	1,32,306	1,30,752	9,676	14,309
<b>Parts of Oil Engines</b> . . . . . Value	—	—	—	—	—	1,00,162	1,72,092	53,756	36,836	36,572
Steam Engines . . . . . No.	2	2	..	..	..	30,880	66,711	..	..	..
Parts of Steam Engines . . . . . Value	—	—	—	—	—	7,691	1,107	4,059	7,803	..
Other sorts . . . . . "	—	—	—	—	—	..	..	29,515	..	..
<b>Total Prime-movers (other than electrical)</b> . . . . . "	—	—	—	—	—	3,17,812	4,74,773	4,95,500	73,201	1,05,277
<b>Electrical machinery of all kinds not including instruments, apparatus, appliances and parts thereof—</b>										
Generators, alternators, and dynamos . . . . . "	—	—	—	—	—	16,362	20,106	21,807	9,112	2,515
Motors . . . . . "	—	—	—	—	—	54,830	39,253	16,743	11,053	1,20,076
Transformers . . . . . "	—	—	—	—	—	23,008	13,884	20,404	7,181	1,534
Turbo-generating sets . . . . . "	—	—	—	—	—	1,06,935	8,867	17,782	..	2,755
Other kinds . . . . . "	—	—	—	—	—	2,39,278	88,525	87,891	49,073	30,510
<b>Total Electrical Machinery of all kinds</b> . . . . . "	—	—	—	—	—	4,45,493	1,79,635	1,64,627	77,310	1,07,289

No. 13—continued  
ITALY (including FIUME)—continued  
IMPORTS THEREFROM—continued

ARTICLES	QUANTITY					VALUE				
	1920-30	1930-31	1931-32	1932-33	1933-34	1920-30	1930-31	1931-32	1932-33	1933-34
<b>MACHINERY AND MILLWORK—contd.</b>										
Machinery, not being prime-movers or electrical machinery—						B	B	B	B	B
Boilers . . . . . Value	—	—	—	—	—	1,941	13,068	2,327	2,020	30,250
Foot and Shoe manufacturing machinery . . . . .	—	—	—	—	—	..	..	..	..	12,503
Metal working machinery	—	—	—	—	—	15,066	23,061	4,620	4,226	6,860
Oil crushing and Refining Machinery . . . . .	—	—	—	—	—	11,258	15,417	20,440	5,642	2,843
Pumping machinery (c).	—	—	—	—	—	—	—	—	—	41,442
Rice and flour mill machinery . . . . .	—	—	—	—	—	27,250	47,000	13,091	14,832	1,780
Sugar machinery . . . . .	—	—	—	—	—	..	..	..	231	13,444
<b>Textile machinery—</b>										
Cotton—										
Spinning machinery . . . . .	—	—	—	—	—	40,655	45,880	30,842	56,810	3,44,156
Weaving . . . . .	—	—	—	—	—	23,545	51,358	1,54,713	84,715	1,70,050
Other sorts . . . . .	—	—	—	—	—	4,118	83	..	4,189	32,833
Jute machinery . . . . .	—	—	—	—	—	732	23,417	2,566	3,859	568
Shuttles (excluding those for sewing machines) . . . . .	—	—	—	—	—	32,713	1,10,394	1,05,372	1,13,608	91,047
Wool machinery . . . . .	—	—	—	—	—	13,292	..	..	..	..
Other sorts . . . . .	—	—	—	—	—	19,918	12,600	28,807	44,791	31,324
<b>Total Textile Machinery . . . . .</b>						1,73,973	2,43,592	3,31,299	3,07,781	6,79,508
<b>Typewriters and parts thereof . . . . .</b>						10,288	27,440	10,229	2,054	1,711
<b>Others . . . . .</b>						5,27,413	5,00,095	2,90,195	2,46,813	2,53,661
<b>Total Machinery and Millwork . . . . .</b>						16,33,913	16,24,280	13,32,934	7,34,185	13,10,427
<b>MANURES—</b>										
Nitrogenous—										
Nitrate of Soda . . . . . Tons	225	..	900	126	..	30,417	..	..	10	..
Others (a) . . . . .	—	..	..	..	..	..	..	81,572	10,378	..
Phosphatic . . . . .	2,102	821	21	305	..	2,62,540	76,652	1,087	7,740	..
Compounds—										
Fish manures . . . . .	11	..	..	..	1	854	..	..	..	30
Others . . . . .	..	..	..	..	..	..	..	..	..	..
<b>Total Manures . . . . .</b>	2,338	821	921	431	1	2,93,811	76,652	82,669	18,128	90
<b>METALS AND ORES—</b>										
Aluminum—										
Unwrought . . . . . Cwts.	90	..	..	..	..	6,186	..	..	..	..
Wrought—										
Circles . . . . .	1,300	..	80	134	..	1,00,992	..	5,053	9,041	..
Other manufactures . . . . .	555	130	220	81	186	44,395	24,073	33,483	12,211	32,394
<b>Total Aluminum . . . . .</b>	2,044	130	309	215	186	1,51,573	24,073	39,136	21,852	32,394
Brass, Bronze, and similar alloys and manufactures thereof—										
Wrought—										
Mixed or yellow metal, for sheathing . . . . .	..	215	5,415	..	7	..	14,764	1,77,890	..	677
Wire . . . . .	528	330	256	817	..	28,808	17,564	10,690	33,424	..
Other sorts . . . . .	62	88	133	136	27	6,253	6,281	8,419	6,838	2,075
<b>Total of Brass, Bronze, etc. . . . .</b>	590	630	5,804	953	34	35,061	35,609	1,97,008	40,322	2,752
Ferro Alloys (b) . . . . . Tons	—	549	40	145	893	—	1,43,780	10,163	38,320	2,54,058
German silver (including nickel silver) . . . . . Cwts.	5,007	4,500	4,296	7,711	6,016	4,27,782	3,85,196	2,75,562	6,11,410	3,70,958
Iron—										
Pig . . . . . Tons	543	..	..	..	..	1,52,722	..	..	..	..
Steel—										
Bars, other than cast steel . . . . .	15	32	10	6	..	10,768	19,767	9,983	1,381	..
Cast—										
Tool Steel—										
High speed . . . . .	7	2	..	1	1	13,817	6,567	670	1,577	122
Carbon . . . . .	4	1	..	6	..	1,366	672	38	2,470	142
Cast Steel bars . . . . .	..	..	..	3	2	90	118	871	2,800	2,777
Iron or Steel—										
Bolts and Nuts . . . . .	24	27	25	25	3	10,062	10,314	8,007	10,281	1,594
Fencing materials (including fencing wire) . . . . .	362	81	180	113	3	90,233	11,992	23,195	31,151	2,454
Hoops and strips . . . . .	..	..	13	..	..	..	..	17,349	..	..
Screws—										
Screws (wood) . . . . .	43	62	38	61	9	25,531	33,701	21,993	24,563	5,748
Others . . . . .	..	..	..	..	10	..	..	..	..	3,220
Sleepers and Keys of steel or iron . . . . .	135	..	26	16	368	23,046	20,423	4,000	2,443	58,742
Wire nails . . . . .	212	160	1	..	..	35,022	8,190	502	21	..
Wire rope (black) . . . . .	20	15	..	..	..	13,526	..	..	..	..
Wire, other than fencing wire . . . . .	369	212	205	40	4	56,932	35,216	23,074	12,171	590
Other manufactures . . . . .	49	102	57	38	91	15,870	30,234	19,784	19,774	24,951
<b>Total Iron or Steel . . . . .</b>	1,204	668	545	230	428	2,70,133	1,59,075	1,23,664	87,457	1,00,734

(a) Separately recorded from 1931-32.  
(b) Separately recorded from 1930-31.  
(c) Separately recorded from 1933-34.



No. 13—continued  
 ITALY (including FIUME)—continued  
 IMPORTS THEREFROM—continued

ARTICLES	QUANTITY					VALUE				
	1929-30	1930-31	1931-32	1932-33	1933-34	1929-30	1930-31	1931-32	1932-33	1933-34
						R	R	R	R	R
<b>METALS AND ORES—contd.</b>										
Quicksilver . . . Lbs.	105,791	121,598	100,083	265,599	219,817	4,40,155	5,11,129	6,53,107	8,61,015	6,08,169
Others . . . Tons	320	69	91	43	28	2,48,509	46,282	44,356	20,241	17,491
Total Metals (excluding Ores) "	2,622	1,632	1,279	1,051	1,819	17,58,405	13,35,268	13,59,158	15,89,491	13,98,637
MICA . . . Cwts.	..	1	39	..	141	..	800	12,964	..	3,319
<b>OILS—</b>										
Essential . . . Gals.	475	747	692	636	1,054	43,727	33,347	22,387	25,628	30,185
Mineral . . . "	516	1,391	38	310	174	1,557	3,333	564	783	567
Mineral grease, including petroleum jelly (b) . lbs.	—	—	9,678	18,951	5,737	—	—	2,399	3,990	993
Vegetable, non-essential Gals.	317	2,434	8,122	2,245	1,148	2,713	11,542	12,690	12,186	5,050
Total Oils (c) . . "	1,308	4,622	—	—	—	47,997	48,277	38,040	42,593	39,710
OIL CLOTH AND FLOOR CLOTH Sq. yds.	27,078	10,633	1,814	..	..	29,184	8,319	1,593	..	..
<b>PAINTS AND PAINTERS' MATERIALS—</b>										
<b>Paints and colours—</b>										
Barytes . . . Cwts.	6,255	4,677	7,020	518	10,080	20,914	14,463	22,682	1,894	23,778
<b>Red Lead—</b>										
Genuine dry . . . "	1,379	4,394	4,502	1,783	1,195	30,108	83,065	76,844	26,348	15,148
<b>White Lead—</b>										
Genuine dry . . . "	4,801	1,036	1,837	531	925	1,15,980	23,001	35,424	9,720	17,818
Other sorts— (coloured dry (a) . . . "	—	3,810	2,166	2,610	2,407	—	23,487	31,963	37,314	30,505
Coloured moist (a) . . . "	—	106	1,018	100	37	—	6,644	25,992	10,523	1,867
White . . . "	—	—	—	—	6	..	..	..	1,068	88
Other kinds of paints . Value	—	—	—	—	277	26,359	7,707	..	..	2,021
Painters' materials . . . "	—	—	—	—	—	20,615	20,770	22,708	45,932	42,940
Total Paints and Painters' Materials . . . "	—	—	—	—	—	2,13,976	1,93,143	2,15,673	1,82,799	1,39,165
<b>PAPER AND PASTEBOARD—</b>										
<b>Paper—</b>										
Packing paper . . . Cwts.	5,453	1,336	2,200	3,894	3,202	80,957	25,661	45,078	84,922	64,630
<b>Printing paper—</b>										
News printing . . . "	12,450	13,247	14,948	6,684	2,244	1,55,655	1,41,494	1,40,283	78,720	19,239
Other sorts . . . "	11,459	5,977	4,327	4,225	3,742	2,14,223	99,208	79,921	75,937	65,461
<b>Writing paper and envelopes—</b>										
Writing paper in large sheets . . . "	1,204	419	576	840	371	27,941	10,769	14,553	15,046	6,711
Other kinds of Paper . . . "	646	281	1,120	1,953	1,507	33,576	19,260	43,306	84,323	55,660
Paper Manufactures . . . "	49	848	1,237	657	104	8,526	12,777	15,747	22,261	9,036
Pasteboard, Millboard and Cardboard . . . "	658	249	1,158	1,431	49	8,152	8,180	13,622	10,117	1,885
Total Paper and Pasteboard . . . "	31,919	21,457	25,616	19,634	11,219	5,24,036	3,12,349	3,52,852	3,75,225	2,22,292

(a) Separately recorded from 1930-31.  
 (b) 1931-32.  
 (c) Quantity not shown from 1931-32.

No. 13—continued  
ITALY (including FIUME)—continued  
IMPORTS THEREFROM—continued

ARTICLES	QUANTITY					VALUE				
	1929-30	1930-31	1931-32	1932-33	1933-34	1929-30	1930-31	1931-32	1932-33	1933-34
PRINTING AND LITHO- GRAPHING MACHINERY AND MATERIALS (ex- cluding PAPER) . . . Value	—	—	—	—	—	R 6,305	R 8,151	R 10,643	R 10,566	R 12,171
PROVISIONS AND OILMAN'S STORES—										
Canned and bottled provisions . . . Cwts.	2,177	3,303	3,900	3,090	2,057	1,16,074	1,47,254	1,28,274	1,41,028	1,34,110
Cheese . . . "	180	94	112	237	280	10,638	10,874	11,030	24,401	20,018
Confectionery . . . "	206	180	178	119	165	25,130	22,158	19,082	14,027	19,494
Farinaceous and patent foods,,	257	64	139	251	605	7,932	1,724	4,152	7,096	19,919
Milk, condensed and preserved (including milk cream) . . . "	1,486	2,698	15,588	16,261	16,484	65,132	71,561	3,17,923	2,34,638	2,11,900
Other sorts of provi- sions . . . Value	—	—	—	—	—	46,402	29,024	49,885	42,494	39,412
Total Provisions and Oilman's stores . . . "	—	—	—	—	—	2,80,403	2,82,505	5,31,852	4,67,030	4,53,859
RUBBER—										
Manufactures—										
Pneumatic motor covers No;	49,114	28,004	30,416	32,445	10,521	21,40,917	13,42,500	12,40,039	13,84,632	3,75,391
Pneumatic motor tubes "	16,225	4,222	3,561	2,251	344	1,05,446	31,418	23,240	16,812	1,701
Pneumatic motor cycle covers . . . "	187	282	483	854	431	2,716	3,496	5,757	11,312	4,920
Pneumatic motor cycle tubes . . . "	—	—	—	—	40	..	..	..	..	84
Pneumatic cycle covers "	93,737	132,065	234,063	37,048	21,970	69,048	2,15,868	3,57,755	59,085	27,149
Pneumatic cycle tubes "	300	24,175	21,019	24,000	4,450	352	35,300	13,401	14,881	2,001
Other manufactures, except apparel, boots, and shoes . . . Value	—	—	—	—	—	42,755	15,668	30,541	21,787	7,679
Total Rubber manu- factures . . . "	—	—	—	—	—	23,82,134	16,47,410	16,76,742	15,02,509	4,19,825
SMOKERS' REQUISITES (ex- cluding TOBACCO) . . . "	—	—	—	—	—	1,14,823	69,400	22,784	35,334	39,300
SOAP . . . . . Cwts.	540	443	283	272	198	12,841	13,113	5,715	5,996	3,406
STATIONERY (excluding PAPER) . . . . . "	—	—	—	—	—	46,652	52,147	1,19,170	98,109	45,706
STONE AND MARBLE—										
Stone and marble . . . Tons	2,457	2,227	2,344	3,208	4,331	3,33,175	2,57,585	2,50,287	3,55,741	3,56,014
Articles of Stone and Marble . . . . . "	118	103	42	130	172	31,180	52,071	11,911	50,045	38,286
Total Stone and Marble "	2,575	2,332	2,386	3,428	4,503	3,64,355	3,09,656	2,62,198	4,06,386	4,10,300
SUGAR—										
Beet . . . . . Tons	1,121	..	1	..	..	1,89,792	..	324	22	..
TEXTILES—										
Cotton—										
Raw . . . . . Tons	1,350	675	5	113	..	16,61,052	6,70,586	3,750	86,074	..
Manufactures—										
Twist and yarn—										
Grey Nos. 31 to 40 Lbs.	347,114	22,000	..	2,000	..	3,55,243	19,571	..	2,353	..
" Nos. 41 to 50 "	..	..	..	..	..	..	..	..	..	..
" Twofolds (dou- bles) "	665,277	12,860	127,600	1,230	..	7,52,934	10,806	1,08,115	651	..
Total Grey . . . "	1,012,391	34,860	127,600	3,230	..	11,16,227	30,467	1,08,115	3,304	..

ITALY (including FIUME)—continued

IMPORTS THEREFROM—continued

ARTICLES	QUANTITY					VALUE				
	1929-30	1930-31	1931-32	1932-33	1933-34	1929-30	1930-31	1931-32	1932-33	1933-34
						R	£	R	£	R
<b>TEXTILES—continued</b>										
<b>Cotton—continued</b>										
<b>Manufactures—continued</b>										
<b>Twist and Yarn—continued</b>										
White (Bleached) . Lbs.	20,642	8,632	4,189	120	680	30,849	4,098	3,359	89	545
<b>Coloured—</b>										
Nos. 31 to 40 . "	357,655	13,100	10,000	1,600	17,610	4,06,447	17,119	10,000	1,590	16,735
Nos. 41 to 50 . "	20,800	..	..	..	..	27,399	..	..	..	..
Above No. 50 . "	400	12,000	..	..	..	876	24,000	..	..	..
Other sorts . "	7,030	803	..	..	..	9,745	975	..	..	..
Total Coloured . "	386,085	25,903	10,000	1,600	17,610	5,03,467	42,094	10,000	1,590	16,735
Others . . . "	822	40	700	594	..	930	80	594	494	..
Total Twist and Yarn . "	1,428,840	64,435	142,489	5,144	18,090	10,56,628	76,748	1,22,698	6,287	17,230
Blankets . . . "	406,477	459,660	49,239	..	795	2,36,381	2,03,788	20,047	..	735
Canvas . . . Yards	227,500	299,145	34,349	124,042	13,839	34,883	38,765	3,077	17,497	1,830
Handkerchiefs and Shawls in the piece—Shawls . . . No.	42,387	46,429	..	..	..	80,960	83,612	..	..	..
<b>Hosiery—</b>										
Stockings and socks Dozen pairs.	24,600	11,728	4,539	1,484	73	68,004	24,805	9,762	3,382	300
Other sorts . . . Value	—	—	—	—	—	21,623	6,226	2,638	1,427	220
Total Hosiery . . . "	—	—	—	—	—	89,627	31,031	12,400	4,809	520
Lace and patent net . Yards	6,638	26,607	6,398	1,608	..	4,490	13,544	3,084	1,239	..
<b>Placegoods—</b>										
Grey (unbleached) plain grey . . . "	356,796	300,040	4,812	4,095	73	90,329	61,392	1,116	857	20
<b>White (Bleached)—</b>										
Checks, spots and stripes . "	329,881	7,200	..	4,196	..	79,044	1,790	..	1,920	..
Drills and Jeans . . . "	43,033	..	11	..	..	17,678	..	18	..	..
Jaconet, Madapolams, Cambrics and Muslins . "	698,566	319,004	1,011,441	427,783	42,732	2,20,087	1,25,735	2,27,582	1,64,209	15,712
Lawns . . . . "	99,099	57,396	128,831	98,286	27,857	62,062	21,224	49,505	43,012	10,863
Longcloth and shirtings . "	287,224	376,821	45,701	3,580	116	91,295	92,045	10,684	1,653	89
Nainsooks . . . . "	276,648	..	..	28,020	..	57,821	..	..	3,853	..
Sheetings . . . . "	98,471	..	..	..	..	30,240	..	..	..	..
Unspecified descriptions . . . "	262,848	38,941	8,695	11,260	..	70,294	12,873	7,304	3,207	..
Total White (bleached) . "	1,991,670	800,262	1,194,669	574,016	70,735	6,37,430	2,33,070	2,95,093	2,22,884	20,634
<b>Coloured, printed or dyed—</b>										
<b>Printed goods—</b>										
Cambrics . . . . "	47,672	..	21,638	..	..	14,169	..	4,171	..	..
Checks, spots and stripes . . . "	2,302	..	..	..	..	1,157	..	..	..	..
Drills and Jeans . . . "	..	..	..	27,923	..	..	..	..	3,473	..
Flannels and Flannel-stones . . . "	2,314,407	602,361	822,556	495,543	..	5,60,680	1,19,240	1,46,765	70,843	..
Lungis . . . . "	..	..	163,432	..	..	..	..	22,385	..	..
Prints and chintz . . . "	1,274,097	524,781	267,344	12,782	..	..	..	..	..	..
Sateens . . . . "	..	..	..	45,847	64	2,98,216	98,423	46,622	4,498	79
Shirtings . . . . "	422,179	117,049	166,631	165,643	..	..	..	..	12,595	..
Swills . . . . "	7,620,429	2,346,179	2,590,481	1,931,741	..	17,40,056	56,116	81,263	24,659	..
Unspecified descriptions . . . "	74,461	103,285	22,743	8	8	21,627	18,134	7,846	2	13
Total Printed goods . . . "	11,655,837	3,694,255	4,034,825	2,678,937	62	27,53,927	6,08,262	7,18,002	4,34,625	83

No. 13—continued

## ITALY (including FIUME)—continued

## IMPORTS THEREFROM—continued

ARTICLES	QUANTITY					VALUE				
	1929-30	1930-31	1931-32	1932-33	1933-34	1929-30	1930-31	1931-32	1932-33	1933-34
<b>TEXTILES—continued</b>										
<b>Cotton—continued</b>						R	R	R	R	R
<b>Manufactures—continued</b>										
<b>Coloured, printed or dyed—continued</b>										
<b>Dyed goods—</b>										
Cambrics . . . Yards	360,327	58,167	331,853	156,800	600	1,71,669	19,994	1,59,227	70,764	183
Checks, spots, and stripes . . . "	107,580	10,236	62,075	20,864	..	67,871	7,610	64,224	6,540	..
Drills and Jeans . . . "	107,098	2,132	..	4,266	..	42,191	1,186	..	1,174	..
Flannel and Flannelettes . . . "	384,672	258,139	29,893	100,844	43,665	1,23,777	55,141	6,634	18,732	14,071
Italian cloth and antoons . . . "	1,001,891	755,511	938,050	776,474	45,242	4,75,115	2,55,930	2,32,589	1,88,704	6,001
Shirtings . . . . . "	253,132	36,580	33,018	156,015	33	84,938	7,215	9,708	38,210	10
Twills . . . . . "	1,907,921	1,857,084	1,495,111	1,337,875	159,425	8,07,658	6,68,010	4,74,725	4,19,848	44,178
Unspecified descriptions . . . . . "	383,905	338,591	510,448	682,424	72,311	1,76,627	1,58,256	1,60,511	2,08,692	32,563
<b>Total Dyed goods . . . . . "</b>	<b>4,503,426</b>	<b>2,826,040</b>	<b>3,402,243</b>	<b>3,168,452</b>	<b>321,476</b>	<b>20,39,840</b>	<b>11,13,314</b>	<b>11,43,768</b>	<b>9,47,713</b>	<b>97,601</b>
<b>Woven coloured goods—</b>										
Cambrics . . . Yards	187,687	13,940	3,987	14,229	1,000	77,660	11,081	2,407	7,851	246
Checks, spots and stripes . . . "	210,140	167,170	44,938	13,708	..	1,01,140	67,283	11,621	5,584	..
Coatings and trouserings . . . "	2,351,394	1,080,420	1,233,183	981,042	58,111	16,04,720	5,90,811	4,54,518	3,85,038	26,984
Drills and Jeans . . . "	277,559	..	30,761	21,540	440	1,05,926	..	6,912	8,480	323
Flannel and Flannelettes . . . "	849,046	174,513	708,400	123,510	..	2,56,925	40,641	1,47,749	40,242	..
Shirtings . . . . . "	1,531,898	540,112	452,313	172,636	..	4,95,891	1,75,711	1,04,091	40,239	..
Twills . . . . . "	27,368	2,214	..	..	664	9,343	870	..	..	108
Velvets and Velvetons . . . "	32,207	15,089	7,620	2,501	743	19,066	7,068	5,403	2,331	621
Unspecified descriptions . . . . . "	1,362,452	235,915	6,102	22,524	24,760	7,87,209	1,04,900	3,272	9,941	13,766
<b>Total Woven coloured goods . . . . . "</b>	<b>6,830,652</b>	<b>2,220,478</b>	<b>2,487,389</b>	<b>1,351,600</b>	<b>85,718</b>	<b>34,57,880</b>	<b>10,07,971</b>	<b>7,35,973</b>	<b>4,08,809</b>	<b>42,104</b>
<b>Total Coloured, printed or dyed . . . . . "</b>	<b>22,989,915</b>	<b>8,749,773</b>	<b>9,924,457</b>	<b>7,197,129</b>	<b>407,256</b>	<b>82,51,653</b>	<b>28,14,577</b>	<b>25,98,403</b>	<b>18,81,447</b>	<b>1,39,789</b>
<b>Fents of all descriptions . . . . . "</b>	<b>96,860</b>	<b>—</b>	<b>—</b>	<b>—</b>	<b>—</b>	<b>39,517</b>	<b>—</b>	<b>—</b>	<b>—</b>	<b>—</b>
Fents not more than 9 yards length . . . "	—	48,141	54,626	5,347	—	—	13,397	11,607	1,397	—
Other sorts of manufactures . . . Value	—	—	—	—	22,346	1,00,236	1,02,358	2,42,443	75,232	36,144
<b>Total Cotton manufactures (including twist and yarn) . . . . . "</b>	<b>—</b>	<b>—</b>	<b>—</b>	<b>—</b>	<b>—</b>	<b>1,12,22,035</b>	<b>37,52,838</b>	<b>33,11,603</b>	<b>22,10,749</b>	<b>2,20,951</b>
<b>Flax</b>										
Haberdashery and Millinery—										
Lace and embroidery . . . . . "	—	—	—	—	—	3,93,977	5,22,327	5,90,457	6,96,923	5,30,219
Other sorts . . . . . "	—	—	—	—	—	5,48,480	3,95,948	2,55,412	2,85,347	1,57,252
<b>Hemp—</b>										
Manufactures—										
Cloth . . . . . Yards	7,604	9,458	..	..	..	10,701	12,569	..	..	..
Other sorts . . . Value	—	—	—	—	—	48,602	55,434	10,977	7,950	4,323
<b>Silk—</b>										
Raw . . . . . Lbs.	29,840	..	..	87,698	50,370	1,18,816	..	..	1,96,604	88,455
<b>Manufactures—</b>										
Silk yarn, noils, and warps . . . . . "	730,833	432,284	621,997	802,359	7248,899	20,57,488	15,95,162	19,21,640	23,01,478	5,13,268
Goods of silk mixed with other materials . Yards	89,568	39,002	30,024	65,285	64,712	70,008	50,492	32,332	74,220	63,725
Pleco-goods . . . . . "	18,677	9,392	837	827	3896	26,070	15,334	1,147	2,054	1,088
Other sorts . . . . . "	2	488	33	21	100	53	2,554	226	131	389
<b>Total Silk manufactures (including silk yarn, etc.) . . . . . Value</b>	<b>—</b>	<b>—</b>	<b>—</b>	<b>—</b>	<b>—</b>	<b>30,53,716</b>	<b>16,63,572</b>	<b>19,55,514</b>	<b>24,37,863</b>	<b>5,78,421</b>

No. 13--continued  
ITALY (including FIUME)--continued  
IMPORTS THEREFROM--concluded

ARTICLES	QUANTITY					VALUE				
	1929-30	1930-31	1931-32	1932-33	1933-34	1929-30	1930-31	1931-32	1932-33	1933-34
<b>TEXTILES--concluded</b>										
Wool--										
Knitting wool . Lbs.	1,003	859	875	6,188	16	3,094	2,731	1,102	18,868	15
Manufactures--										
Blankets and rugs other than floor rugs . . . . .	4,160,107	3,336,005	1,990,024	3,781,805	4,896,483	44,87,843	33,34,358	15,02,451	31,40,957	37,05,823
Carpets and floor rugs . . . . .	855,740	12,100	9,266	1,475	3,033	3,00,983	10,785	6,837	2,007	4,504
Hosiery . . . . .	2,048	261	1,002	103	792	6,748	1,579	4,831	405	2,294
Piece-goods . . Yards	2,129,390	2,017,031	1,385,838	3,607,710	2,123,412	20,41,205	25,30,806	15,16,208	42,13,933	22,62,200
Shawls . . . No.	186,339	120,809	40,574	56,546	35,197	3,91,020	3,12,348	75,266	1,20,303	35,010
Other sorts . . Value	--	--	--	--	--	60,802	33,123	5,016	7,203	3,254
Total Woollen manufactures (including yarn and knitting wool) . . . . .	--	--	--	--	--	83,00,794	62,25,725	32,01,711	74,98,161	61,03,166
Artificial silk--										
Artificial silk yarn . Lbs.	3,482,784	4,519,807	3,899,354	5,608,756	4,286,717	45,80,655	50,60,263	41,29,374	47,80,504	37,57,432
Piece-goods of cotton and artificial silk* Yards	11,472,585	5,574,976	--	--	--	51,17,513	19,64,195	--	--	--
Piece-goods made entirely of artificial silk (a) . . . . .	--	101,593	346,247	128,027	80,610	--	59,715	1,27,533	68,103	63,069
Piece-goods made of cotton and artificial silk (a) . . . . .	--	2,245,704	4,865,722	4,377,159	30,21,436	--	7,00,246	14,76,759	21,17,043	13,68,616
Piece-goods of cotton embroidered or superimposed with artificial silk† . . . . .	--	--	--	--	416,930	--	--	--	--	2,00,800
Other sorts . . Value	--	--	--	--	--	61,318	35,162	70,368	38,683	54,429
Other Textiles--										
Raw . . . . .	--	--	--	--	13	299	--	--	--	1,116
Manufactured . . . . .	--	--	--	--	--	--	6,152	2,90,481	1,34,245	1,31,120
TOILET REQUISITES (NOT SPECIFIED ELSEWHERE) . . . . .	--	--	--	--	--	2,17,972	1,87,179	68,960	1,27,745	88,670
TOYS AND REQUISITES FOR GAMES . . . . .	--	--	--	--	--	7,111	4,941	5,760	10,687	4,533
UMBRELLAS AND UMBRELLA FITTINGS . . . . .	--	--	--	--	--	5,425	61,353	1,56,830	80,305	53,240
<b>VEHICLES, excluding LOCOMOTIVES, ETC., FOR RAILWAYS--</b>										
Mechanically propelled vehicles (excluding railway locomotives and tractors)--										
Carriages, Wagons and parts for Railways . Value	--	--	--	--	--	31,507	1,33,145	1,26,744	1,07,809	98
Motor cars (including taxi cabs) . . . No.	1,150	917	510	226	221	26,40,905	19,41,630	10,47,177	4,80,274	4,70,023
Motor cycles (including scooters) . . . . .	1	1	2	2	--	255	1,110	370	525	--
Motor Omnibuses--										
Imported with bodies . . . . .	1	1	--	1	1	1,693	1,385	--	1,560	652
Chassis . . . . .	3	0	10	--	--	6,973	17,262	15,664	--	--
Parts of mechanically propelled vehicles and accessories other than of aircrafts (excluding rubber tyres) . . Value	--	--	--	--	--	1,73,552	2,59,171	2,84,602	2,99,775	2,32,425
Total of Mechanically propelled Vehicles, etc. . . . .	--	--	--	--	--	28,54,885	28,53,703	14,74,557	8,89,093	7,53,198
Other kinds . . . . .	--	--	--	--	--	4,616	2,170	27,346	24,375	23,595
Total Vehicles (including locomotives, etc., for railways) . . . . .	--	--	--	--	--	28,69,501	23,55,873	15,01,903	9,14,398	7,76,793
<b>WOOD AND TIMBER--</b>										
Deal and Pine wood Cubic tons	602	545	875	224	185	47,179	40,069	24,326	14,312	10,605
Other kinds of wood and timber . . . Value	--	--	--	--	--	4,343	380	47,046	--	159
Manufactures of wood other than furniture and cabinetware . . . . .	--	--	--	--	--	18,087	19,896	11,886	20,367	23,099
Total Wood and Timber . . . . .	--	--	--	--	--	69,609	60,315	83,258	35,199	33,763
POSTAL ARTICLES NOT SPECIFIED . . . . .	--	--	--	--	--	70,88,401	52,45,409	44,88,436	33,82,000	29,38,549
ALL OTHER ARTICLES OF MERCHANDISE . . . . .	--	--	--	--	--	1,03,207	1,15,565	79,192	1,05,073	1,55,233
<b>GRAND TOTAL . . . . .</b>	--	--	--	--	--	6,75,63,076	4,50,71,080	3,58,92,009	3,95,00,861	2,91,28,490

(a) Separately recorded from September 1930.  
\* Shown under the following heads from September 1930.  
† Separately recorded from 1933-34.



No. 13—continued  
 ITALY (including FIUME)—continued  
 EXPORTS THERETO—continued

INDIAN MERCHANDISE—continued

ARTICLES	QUANTITY					VALUE				
	1929-30	1930-31	1931-32	1932-33	1933-34	1929-30	1930-31	1931-32	1932-33	1933-34
HORNS, TIPS AND PIECES OF HORN . . . . Cwts.	2,427	2,084	664	6,021	9,720	25,430	15,186	2,990	23,830	26,446
KAPOK . . . . "	1,124	2,028	2,276	3,226	2,045	49,376	96,089	66,778	86,835	63,400
LAC—										
Button . . . . "	550	213	330	279	273	68,505	15,587	16,391	11,349	9,406
Seed . . . . "	95	125	67	73	37	11,306	8,199	2,555	3,600	1,000
Shell . . . . "	5,865	6,938	5,092	5,170	6,339	6,60,297	4,12,679	2,43,291	1,90,395	2,22,044
Stick . . . . l.	..	..	..	110	1	..	5	..	2,600	30
Total Lac . . . . "	6,510	6,076	5,489	5,641	6,650	7,39,108	4,36,470	2,62,207	2,07,344	2,32,470
LEATHER—										
Skins, tanned or dressed—										
Sheep Skins, . . . . { Tons =No.	4 =16,920	1 =8,323	.. =2,000	.. =120	.. ..	22,950	13,086	3,000	..	..
Other Skins . . . . { Tons =No.	.. =172	.. =566	.. =3,001	.. =14,440	.. =1,801	1,160	610	2,277	11,665	3,350
Total Skins, tanned or dressed { Tons =No.	4 =16,902	1 =8,889	.. =5,001	.. =14,560	.. =1,801	24,106	18,696	5,277	11,766	3,350
MANURES—										
Hornmeal . . . . Tons	79	..	..	110	110	10,283	..	..	9,000	7,350
Other kinds . . . . "	10	65	..	40	125	..	3,972	..	4,000	5,600
METALS AND ORES—										
Chromite (chrome iron ore). Tons	750	1,560	100	480	380	22,600	46,800	3,000	18,400	10,850
Iron, Pig . . . . "	11,779	8,194	3,019	864	1,057	5,55,100	3,32,561	1,04,518	30,237	25,417
Iron or Steel (excluding ore) . . . . "	7,365	2,734	1,889	824	354	2,80,293	99,432	44,018	21,788	1,770
Lead, pig . . . . Cwts.	..	49,002	66,001	12,000	..	..	6,78,424	8,70,124	1,50,008	..
Manganese ore . . . . Tons	4,246	620	..	400	..	1,49,020	16,600	..	9,760	..
Wolfram ore . . . . "	..	10	..	80	..	..	6,002	..	38,425	..
Misc., unenumerated Cwts.	1,750	4,470	10	473	1,265	17,123	22,273	2,042	30,084	65,800
Ores . . . . Tons	20	..	..	..	25	800	..	..	..	2,550
Othersorts . . . . Cwts.	..	..	..	..	..	..	..	..	..	..
Total Metals and Ores . . . . "	24,248	15,702	8,309	3,272	1,879	10,25,733	12,01,092	10,33,302	2,98,600	1,08,387
MICA—										
In blocks . . . . Cwts.	542	277	201	403	670	86,162	44,994	73,131	83,276	71,813
Splittings . . . . "	649	1,133	2,593	648	1,058	69,144	1,44,448	2,54,706	59,071	88,627
Total Mica . . . . "	1,191	1,410	2,794	1,051	1,728	1,55,306	1,89,442	98,837	1,42,347	1,60,440
OILS—										
Essential . . . . Gals.	1,880	842	1,713	1,830	1,720	31,304	14,781	17,212	20,202	26,183
Vegetable, non-essential—										
Castor . . . . "	..	..	.. 476	..	19,020	..	..	16,499	..	32,550
Other sorts . . . . "	..	..	5	..	..	..	..	10	..	..
Total Oils . . . . "	1,880	842	13,391	1,830	21,040	31,304	14,781	33,721	20,202	68,733
OILCAKE—										
Groundnut cake Tons	..	551	..	..	95	..	45,700	..	..	6141

No. 13--continued  
 ITALY--continued  
 EXPORTS THERE TO--continued

## INDIAN MERCHANDISE--concluded

ARTICLES	QUANTITY					VALUE				
	1929-30	1930-31	1931-32	1932-33	1933-34	1929-30	1930-31	1931-32	1932-33	1933-34
PAINTS AND PAINTERS' MATERIALS . . . Value	—	—	—	—	—	R 40,711	R 40,264	R 1,00,612	R 88,341	R 40,189
PAPER MAKING MATERIALS ..	—	—	—	—	1,500	..	..	..	..	10,047
PARAFFIN WAX . . . Tons	1,689	2,046	2,865	4,465	4,730	7,80,745	9,08,705	12,03,300	18,75,300	19,24,870
RUBBER—Raw . . . . Lbs.	11,200	..	..	..	04,980	11,200	..	..	..	8,181
SEEDS—										
Oil-seeds—										
Non-essential—										
Castor . . . . "	6,183	6,406	12,104	6,176	7,890	13,08,193	11,53,301	17,57,458	9,00,122	9,00,049
Groundnuts . . . "	55,709	76,975	80,344	28,214	72,413	1,25,33,520	1,13,02,785	1,28,52,823	44,32,219	83,89,410
Linseed . . . . "	28,429	32,929	14,610	10,578	21,690	66,33,441	72,64,158	23,76,057	18,12,690	31,25,470
Mustard . . . . "	6	..	..	103	5	1,400	..	..	13,925	800
Niger . . . . "	75	100	..	..	..	14,000	25,000	..	..	12
Rape . . . . "	725	1,700	18,038	70,497	9,872	1,25,548	2,64,000	25,64,028	94, 09,755	10,85,071
Sesamum (til or linjil),,	1,700	12	3,401	4,500	8,454	4,23,002	1,875	6,19,212	7,76,704	11,12,056
Other sorts . . . "	..	51	..	..	..	..	9,179	..	..	..
Total Seeds non-essential . . "	92,827	118,203	128,506	120,164	120,124	2,10,30,224	2,00,20,293	2,01,69,578	1,73,46,114	1,40,72,871
SPICES—										
Pepper . . . . "	29,749	28,660	31,678	30,828	26,010	26,01,402	15,23,012	11,79,669	10,91,548	7,60,594
Other sorts . . . "	16	42	50	15	13	1,800	900	1,150	170	547
Total Spices . . . . "	29,765	28,702	31,728	30,833	26,023	26,03,202	15,23,912	11,80,819	10,91,718	7,61,141
TEA, BLACK . . . . "	22,544	5,329	5,120	12,906	7,676	16,378	6,128	4,204	7,107	5,470
TEXTILES—										
Cotton—										
Raw . . . . Tons	70,307	64,870	33,382	27,373	46,555	5,80,75,402	3,78,09,304	1,65,47,580	1,46,53,493	2,38,77,732
Waste . . . . Cwts.	14,184	2,517	12,682	7,868	5,249	2,59,385	42,650	1,76,550	1,38,820	81,203
Manufactures—										
Twist and Yarn . . Lbs.	9,730	38,600	..	..	7,010	8,450	16,531	..	..	2,638
Other sorts . . . Value	—	—	—	—	—	2,402	71	1,000	..	1,116
Hemp (chiefly spun)—										
Raw . . . . Cwts.	29,381	6,454	8,431	25,070	29,941	4,14,685	90,529	92,920	3,02,740	2,44,657
Jute—										
Raw . . . . Tons	54,902	42,213	44,125	37,465	65,076	1,89,74,082	92,29,180	86,14,553	60,03,097	95,61,460
Manufactures—										
Gunny bags . . . No.	46,500	105,000	130,000	115,000	144,000	21,925	27,612	33,150	20,350	26,212
Silk, raw . . . . Lbs.	547,537	219,948	216,192	25,984	145,630	10,34,039	3,07,248	1,24,514	7,445	49,802
Wool, raw . . . . "	56,351	91,197	14,896	18,700	135,873	44,500	43,885	8,696	5,993	55,196
Wool, manufactures . Value	—	—	—	—	—	13,619	12,362	8,194	1,640	2,800
WOOD AND TIMBER . . "	—	—	—	—	—	27,538	87,422	2,35,601	1,27,210	1,01,345
ALL OTHER ARTICLES OF MERCHANDISE . . "	—	—	—	—	—	2,06,749	1,36,954	65,649	33,074	54,775
GRAND TOTAL . . . . "	—	—	—	—	—	11,85,95,149	7,94,93,594	5,40,95,803	4,78,14,555	6,75,37,244



FOREIGN MERCHANDISE

ARTICLES	QUANTITY					VALUE				
	1929-30	1930-31	1931-32	1932-33	1933-34	1929-30	1930-31	1931-32	1932-33	1933-34
						R	R	R	R	R
APPAREL (including DRA- PERY, UNIFORMS, ACCOU- TREMENTS, BUT exclud- ing HOSIERY AND BOOTS AND SHOES) . . . Value	—	—	—	—	—	10,178	20,000	8,874	7,040	5,560
ARTS, WORK OF . . . "	—	—	—	—	—	400	..	400	..	88,788
BOOTS AND SHOES . . . Pairs	..	..	..	..	20,695	..	..	..	..	21,087
COAL AND COKE . . . Tons	1,725	2,171	..	588	..	85,536	44,521	..	9,112	..
GUMS AND RESINS . . . "	2,885	760	1,075	700	974	1,13,790	19,537	20,830	11,080	16,574
HARDWARE (excluding cut- lery and electroplated ware) . . . Value	—	—	—	—	—	64,010	61,365	98,295	14,503	8,452
INSTRUMENTS, APPARATUS, AND APPLIANCES, AND PARTS THEREOF . . . "	—	—	—	—	—	15,427	22,885	6,115	3,810	27,435
MACHINERY AND MILLWORK . . . "	—	—	—	—	—	15,394	12,612	6,795	17,171	19,432
METALS AND ORES—										
Iron or Steel . . . Tons	20,980	7,259	34,815	10,661	10,487	8,41,768	1,86,038	6,14,605	2,16,843	2,52,220
Others . . . "	..	..	..	140	44	..	40	170	1,61,530	85,200
Total Metals and Ores . . . "	20,980	7,259	34,815	10,801	10,522	8,41,768	1,86,078	6,14,775	3,78,373	2,87,426
OILS—										
Mineral . . . Gals.	129,266	84,638	113,028	570,164	438,753	19,842	24,080	21,031	1,03,074	70,286
RUBBER—										
Manufactures . . . Value	—	—	—	—	—	23,050	55,446	610	60,204	4,404
TEXTILES—										
Cotton—										
Raw . . . Tons	19	10	..	..	66	27,060	33,300	..	..	97,950
Wool—										
Raw . . . Lbs.	5,513	..	..	33	..	24,500	..	..	74	..
Manufactures . . . Value	—	—	—	—	—	27,104	..	2,194	1,627	20,770
OTHER TEXTILES—										
Manufactures . . . "	—	—	—	—	—	12,500	8,044	2,542	..	6,433
VEHICLES, excluding lo- comotives, etc., for railways . . . "	—	—	—	—	—	90,926	59,475	61,879	50,345	75,008
ALL OTHER ARTICLES OF MERCHANDISE . . . "	—	—	—	—	—	62,738	25,004	62,230	41,077	19,057
GRAND TOTAL . . . "	—	—	—	—	—	15,73,028	7,16,254	9,63,575	7,66,277	7,56,655
GRAND TOTAL OF INDIAN AND FOREIGN MERCHAN- DISE . . . "	—	—	—	—	—	11,85,08,177	8,02,00,848	5,60,00,378	4,85,80,832	5,82,08,969

## No. 13—continued

## AUSTRIA

## IMPORTS THEREFROM

ARTICLES	QUANTITY					VALUE				
	1929-30	1930-31	1931-32	1932-33	1933-34	1929-30	1930-31	1931-32	1932-33	1933-34
						R	R	R	R	R
APPAREL (excluding HOSIERY AND BOOTS AND SHOES)—										
Apparel (including drapery, uniforms, accoutrements) . . . Value	—	—	—	—	—	14,904	12,082	5,254	6,240	3,413
Hats, caps, bonnets and hatters' ware . . . "	—	—	—	—	—	47,729	23,042	12,027	11,639	1,243
Lametta . . . Lbs.	1,351	4,100	60	..	..	2,014	5,071	116	..	..
Other sorts . . . Value	—	—	—	—	—	6,250	7,030	1,857	9,231	..
Total Apparel (excluding hosiery and boots and shoes) . . . "	—	—	—	—	—	70,397	48,414	10,854	20,110	4,656
ASBESTOS MANUFACTURES . . . "	—	—	—	—	—	19,154	19,328	7,260	14,132	17,175
BONBINS . . . . . "	—	—	—	—	—	7,189	20,126	23,025	10,172	9,809
BOOTS AND SHOES—										
All leather . . . Pairs	3,777	1,595	4,180	2,246	454	41,403	17,281	21,932	20,567	1,816
Rubber soled—										
With canvas uppers (a) . . . "	170,800	22,381	1,608	72	..	1,71,552	20,918	921	584	..
Of other materials . . . "	44,731	9,278	724	10	..	46,648	8,778	1,379	10	..
Total Boots and Shoes . . . "	219,308	33,754	6,512	2,327	454	2,59,608	46,642	34,202	21,161	1,816
BRUSHES AND BROOMS—										
Brushes—										
Paint and varnish brushes Dozen	11,038	5,407	3,097	4,042	5,405	19,803	14,060	6,510	4,569	6,736
Other brushes . . . "	9,659	2,464	4,347	6,672	4,231	13,549	8,705	5,724	6,814	4,205
BUILDING AND ENGINEERING MATERIALS, other than OF IRON, STEEL, OR WOOD—										
Cement—										
Portland . . . Tons	1,710	452	20	..	..	64,698	14,026	868	..	22
Other sorts . . . Value	—	—	—	—	—	7,501	2,935	33,038	5,884	14,023
Total Building materials . . . "	—	—	—	—	—	72,199	16,961	38,901	5,884	14,045
BUTTONS OF ALL SORTS—										
Metal . . . . . "	—	—	—	—	—	10,908	4,399	4,009	7,002	7,231
Other sorts . . . . . "	—	—	—	—	—	17,274	2,477	602	223	620
Total Buttons . . . . . "	—	—	—	—	—	28,177	6,876	4,611	8,125	7,901
CHEMICALS AND CHEMICAL PREPARATIONS —										
Tartaric Acid . . . . . "	152	91	30	30	..	15,037	8,984	2,217	2,400	..
Other sorts of Chemicals . . . "	—	—	4	—	—	7,767	4,983	6,803	9,538	5,228
Total of Chemicals and Chemical preparations . . . "	—	—	—	—	—	22,804	13,967	9,020	11,938	5,228
CORDAGE AND ROPE OF VEGETABLE FIBRE (excluding JUTE AND COTTON) . . . Cwts.	168	250	1,145	484	650	17,968	10,867	64,122	32,236	52,829
EARTHENWARE AND PORCELAIN—										
Earthenware . . . . . "	—	—	—	—	—	52,900	8,163	13,013	3,040	6,255
Porcelain . . . . . "	—	—	—	—	—	13,622	1,076	667	3	2,760
Total Earthenware and Porcelain . . . . . "	—	—	—	—	—	66,522	9,239	13,680	3,043	9,015
FIREWORKS . . . . . Lbs.	88,483	40,280	10,583	8,482	728	13,503	18,560	5,750	1,398	435
FRUITS AND VEGETABLES—										
Dried, salted or preserved, not being canned or bottled—										
Fruits and Vegetables . . . . . "	—	—	—	—	—	73,373	16,681	4,453	9,132	4,654

## AUSTRIA—continued

## IMPORTS THEREFROM—continued

ARTICLES	QUANTITY					VALUE				
	1929-30	1930-31	1931-32	1932-33	1933-34	1929-30	1930-31	1931-32	1932-33	1933-34
<b>FURNITURE AND CABINET- WARE—</b>						R	R	R	R	R
Furniture of wood other than bedsteads) . . . Value	—	—	—	—	—	10,054	14,790	30,626	11,785	10,583
Other sorts of Furniture and Cabinetware . . . "	—	—	—	—	—	4,972	6,147	1,111	127	2,243
Total Furniture and Cabinetware . . . "	—	—	—	—	—	21,026	20,940	31,737	11,912	12,826
<b>GLASS AND GLASSWARE—</b>										
Bangles . . . . . "	—	—	—	—	—	79,773	66,104	4,544	4,777	..
Beads and false pearls . . . Cwts.	1,163	401	128	376	280	1,55,488	55,622	17,385	40,525	33,674
Funnels, globes, etc. . . Value	—	—	—	—	—	1,77,345	1,22,606	62,317	61,941	76,806
Tableware (including decanters, tumblers, etc.) . . . . . "	—	—	—	—	—	10,888	5,170	4,857	564	2,059
Other glassware . . . . . "	—	—	—	—	—	30,447	18,564	18,650	38,640	43,772
Total Glass and Glassware . . . "	—	—	—	—	—	4,50,036	2,68,132	1,07,753	1,55,357	1,57,300
<b>HARDWARE, excluding CUTLERY AND ELECTRO- PLATED WARE—</b>										
Domestic hardware other than enamelled ironware . . . "	—	—	—	—	—	64,801	25,558	13,833	15,534	17,117
Enamelled ironware . . . "	—	—	—	—	—	1,06,658	31,647	27,101	17,846	20,764
Implements and tools, other than agricul- tural implements and machines tools . . . "	—	—	—	—	—	1,05,750	1,41,030	68,068	80,208	27,453
Lamps, metal . . . . . No.	229,618	116,802	67,316	127,230	115,755	3,31,054	2,38,429	1,33,473	2,03,994	1,86,176
Parts of lamps, other than glass . . . . . Value	—	—	—	—	—	67,454	29,087	24,710	28,782	28,011
Safes and strong boxes of metal . . . . . No.	272	49	4	..	6	30,037	7,333	338	..	1,300
Stoves . . . . . "	17,871	11,432	12,840	13,468	4,435	64,142	30,525	41,019	40,938	15,100
Other sorts . . . . . Value	—	—	—	—	—	4,20,177	1,82,015	1,26,404	1,39,172	1,07,377
Total Hardware, excluding Cutlery and Electroplated ware . . . . . "	—	—	—	—	—	11,89,572	6,86,430	4,20,032	4,75,079	4,06,417
<b>INSTRUMENTS, APPARATUS, AND APPLIANCES AND PARTS THEREOF—</b>										
Electrical—										
Electric wires and cables . . . . . "	—	—	—	—	—	74,048	65,605	16,754	17,319	10,976
Electric glow lamps Standard lighting lamps (a) . . . . . No.	311,161	316,034	—	—	—	1,62,100	1,41,283	—	—	—
Gas filled electric bulbs (b) . . . . . "	—	—	110,591	40,449	43,012	—	—	83,759	45,808	28,660
Vacuum electric bulbs (b) . . . . . "	—	—	326,857	297,400	355,144	—	—	1,10,853	1,13,902	1,10,503
Electric lamps, other sorts . . . . . "	5,757	6,007	4,303	320	10,039	8,328	9,517	7,746	2,288	11,725
Parts and accessories of electric lamps . . . Value	—	—	—	—	—	98,234	1,02,110	20,471	48,270	18,420
Electric lighting acces- sories and fittings (including switches) . . . "	—	—	—	—	—	8,007	23,317	27,607	22,950	10,261
Other sorts . . . . . "	—	—	—	—	—	21,358	34,189	16,586	23,299	10,897
Total Electrical Instruments . . . "	—	—	—	—	—	3,73,033	8,70,111	2,92,441	2,73,782	2,25,442
Scientific and Philosophi- cal . . . . . "	—	—	—	—	—	18,018	3,712	5,981	3,317	2,701
Other kinds . . . . . "	—	—	—	—	—	28,753	11,347	13,232	20,459	20,001
Total Instruments, Appa- ratus, etc. . . . . "	—	—	—	—	—	4,19,804	3,01,170	3,11,704	2,07,588	2,48,234
<b>LEATHER . . . . . "</b>	—	—	—	—	—	24,880	23,213	29,183	15,176	32,213
<b>LIQUORS, including DENA- TURED AND PERFUMED SPIRITS—</b>										
Ale, Beer and Porter. Gals.	2,973	1,176	12,978	1,361	357	6,840	2,318	23,957	2,440	372
Other sorts of Liquors . . . "	600	19	77	254	279	6,237	513	1,507	2,401	4,447
Total Liquors, including Dena- tured and perfumed spirits . . . "	3,573	1,195	13,055	1,615	636	13,077	2,834	25,464	4,841	4,819
<b>MACHINERY AND MILLWORK—</b>										
Prime movers, other than electrical . . . . . Value	—	—	—	—	—	35,907	10,209	81,406	..	22,207
Electrical machinery . . . "	—	—	—	—	—	70,051	78,180	78,187	22,216	60,479
Metal working machi- nery . . . . . "	—	—	—	—	—	22,344	8,593	2,044	1,008	335
Textile machinery . . . . . "	—	—	—	—	—	2,460	30,551	17,313	14,328	25,291
Type-writers, parts and accessories . . . . . "	—	—	—	—	—	39,940	1,218	602	5,116	2,176
Other sorts of machinery, etc. . . . . "	—	—	—	—	—	81,879	34,040	21,066	32,200	31,583
Total Machinery and Millwork . . . "	—	—	—	—	—	2,02,500	1,62,891	2,22,232	75,368	1,42,071

(a) Discontinued and shown under the following heads from 1931-32,  
(b) Separately recorded from 1931-32.

## No. 13—continued

## AUSTRIA—continued

## IMPORTS THEREFROM—continued

ARTICLES	QUANTITY					VALUE				
	1920-30	1930-31	1931-32	1932-33	1933-34	1920-30	1930-31	1931-32	1932-33	1933-34
						R	R	R	R	R
<b>METALS AND ORES—</b>										
Aluminium . . . Cwts.	18	22	10	2	11	9,689	10,510	8,722	2,400	1,647
Brass, Bronze and similar alloys, and manufactures thereof . . . "	137	348	376	308	610	13,303	95,192	22,324	20,835	35,071
Copper—										
Wrought . . . "	78	304	81	40	22	7,252	14,046	4,171	2,830	1,081
German silver (including nickel silver) . . . "	6,030	2,088	3,127	2,442	3,462	5,20,542	2,36,344	2,20,109	1,78,771	2,29,399
Steel . . . . . "	25	18	2	1	1	12,708	16,400	2,821	546	250
Iron or steel—										
Bolts and nuts . . . "	555	527	308	233	240	2,72,766	1,95,069	1,05,801	91,095	95,816
Fencing materials (including fencing wire) . . . "	234	407	168	93	34	1,08,279	1,28,973	67,667	78,822	29,347
Nails, rivets and washers . . . "	30	78	46	28	5	10,341	18,032	9,508	4,981	1,941
Screws—										
Screws (wood) . . . "	422	213	272	100	3	2,41,564	1,16,210	1,30,389	55,318	1,755
Screws (Metal thread) . . . "	129	161	56	37	38	59,235	60,367	20,171	15,074	80,388
Wire nails . . . "	398	248	93	101	32	95,449	37,312	12,651	10,918	5,478
Wire other than fencing wire . . . "	9	50	90	65	48	1,058	7,438	18,073	16,565	10,278
Wire rope . . . "	85	32	..	..	..	56,377	17,906	..	..	..
Other manufactures of iron or steel . . . "	9	15	21	9	6	8,606	20,081	7,706	6,507	4,008
Total Iron or Steel . . . "	1,877	1,812	1,052	601	400	8,27,355	5,99,468	3,71,966	2,80,180	1,78,010
Quicksilver . . . Lbs.	1,900	3,600	6,030	..	..	8,500	14,400	24,120	..	..
Metals, unenumerated . . . Tons	4	2	..	..	2	1,285	1,720	609	..	3,200
Total Metals (excluding ores) . . . "	2,217	1,996	1,237	803	608	14,09,034	9,18,884	6,63,902	4,91,048	4,48,664
<b>OILS . . . . . Value</b>	256	6,667	—	—	..	408	20,548	119	168	1,062
<b>OILCLOTH AND FLOOR-CLOTH Sq. yd.</b>	56,825	10,901	7,562	3,388	2,093	44,591	8,522	5,834	2,200	1,993
<b>PAINTS AND PAINTERS' MATERIALS—</b>										
Paints and Colours* . . . Cwts.	1,835	924	55	..	67	43,301	22,339	1,354	..	2,483
<b>PAPER AND PASTEBOARD—</b>										
Paper—										
Packing Paper . . . "	29,103	18,077	16,122	20,038	30,023	4,69,097	2,65,857	2,47,784	3,03,028	3,72,685
Printing Paper—										
Newsprinting . . . "	119,386	113,582	148,109	102,296	86,884	15,29,305	18,04,652	16,58,487	11,08,305	8,09,124
Other sorts . . . "	36,729	38,443	51,910	40,803	60,239	5,72,981	6,08,988	6,29,964	6,26,929	7,01,970
Writing Paper and Envelopes—										
Writing Paper in large sheets . . . "	18,432	14,847	34,303	23,572	17,760	4,24,981	3,27,978	7,10,055	4,82,188	3,33,094
Note and Letter Paper . . . "	1,330	113	237	27	446	34,947	4,107	5,773	722	6,920
Envelopes imported separately . . . "	224	..	209	374	200	9,358	..	4,817	10,565	5,512
Other kinds of Paper . . . "	3,523	5,394	7,500	8,617	7,083	1,60,491	2,12,082	2,35,011	2,66,653	2,16,397
Paper manufactures . . . "	39	725	838	2,443	5,102	2,102	11,884	12,077	27,123	69,398
Total Paper . . . "	208,810	191,181	259,258	208,065	209,227	32,03,257	27,95,543	35,12,068	28,25,499	24,90,600
Pastebord, Millboard and Cardboard of all kinds . . . "	12,949	12,440	6,082	5,808	4,432	1,68,961	1,49,377	76,867	62,588	42,470
Total of Paper and Pastebord . . . "	221,759	203,621	265,320	213,953	213,659	33,72,216	29,44,920	35,89,835	28,88,087	25,39,070
<b>PAPER-MAKING MATERIALS—</b>										
Pulp of wood . . . "	10,010	4,149	45,954	9,705	..	89,205	35,182	4,00,145	78,328	..
PRINTS, ENGRAVINGS AND PICTURES . . . Value	—	—	—	—	—	28,558	17,705	12,945	17,355	4,963
<b>PROVISIONS AND OILMAN'S STORES—</b>										
Canned and bottled provisions . . . Cwts.	60	60	99	240	171	4,162	2,070	2,127	12,065	7,664
Other sorts of provisions Value	—	—	—	—	—	3,213	5,910	3,854	2,015	2,550
Total Provisions and Oilman's stores . . . "	—	—	—	—	—	7,375	8,586	5,981	14,680	10,214
<b>RUBBER MANUFACTURES . . . "</b>	—	—	—	—	—	9,826	56,665	47,420	28,642	41,365
SMOKERS' REQUISITES (excluding TOBACCO) . . . "	—	—	—	—	—	9,776	1,618	5,789	2,120	7,874
<b>SOAP—</b>										
Toilet Soap . . . Cwts.	641	112	115	172	150	55,788	12,080	10,877	12,207	11,343
Other sorts . . . "	..	12	..	..	20	14	315	..	..	2,516
Total Soap . . . "	641	124	115	172	170	55,802	12,404	10,877	12,207	13,859
<b>STARCH AND FARINA . . . "</b>	30	4,854	200	40	..	177	46,799	1,340	548	..
Stationery (excluding paper) . . . Value	—	—	—	—	—	2,22,512	1,32,167	90,320	95,751	1,15,965

\* Figures prior to 1930-31 include "Enamels".

## No. 13—continued

## AUSTRIA—continued

## IMPORTS THEREFROM—concluded

ARTICLES	QUANTITY					VALUE				
	1929-30	1930-31	1931-32	1932-33	1933-34	1929-30	1930-31	1931-32	1932-33	1933-34
<b>SUGAR—</b>						R	R	R	R	R
Bect sugar . . . Tons	1,351	..	400	..	..	2,36,290	..	47,409	..	..
Other sorts . . . "	..	18	..	..	..	..	4,271	10	..	..
Total Sugar . . . "	1,351	18	400	..	..	2,36,290	4,271	47,509	..	..
<b>TEXTILES—</b>										
<b>Cotton—</b>										
Manufactures—										
Twist and yarn . Lbs.	40,300	6,000	..	..	..	78,595	11,431	..	..	..
Piece-goods—										
White (bleached) Yards	8,023,040	1,100,465	574,384	1,153,121	158,021	10,13,721	4,03,505	1,86,063	6,20,471	96,208
Coloured, printed or dyed . . . "	208,785	218,926	122,038	600,154	7,170	1,04,953	71,965	66,502	2,55,914	3,587
Thread, sewing . Lbs.	149,951	104,729	61,199	70,961	58,353	3,98,147	2,53,244	1,51,888	1,80,268	135,070
Other sorts of manufactures . Value	—	—	—	—	—	12,331	3,401	3,022	4,466	..
Total Cotton manufactures (including twist and yarn) . . . "	—	—	—	—	—	16,07,717	7,48,546	3,97,475	10,01,110	2,34,025
Flax manufactures . . . "	—	—	—	—	—	20,001	15,973	17,234	12,738	11,366
Haberdashery and Millinery . . . "	—	—	—	—	—	5,20,556	2,63,202	1,65,450	1,57,136	98,907
Silk—										
Silk manufactures (including silk yarn, etc.) . . . "	—	—	—	—	—	35,554	19,217	1,455	5,023	5,267
Wool—										
Yarn and knitting wool (a)—										
Knitting wool . . Lbs.	9,321	7,629	3,623	787	..	30,774	27,041	10,783	2,272	—
Manufactures—										
Piece-goods . . Yards	3,979	5,437	8,833	6,044	3,074	15,703	19,370	17,938	12,508	4,090
Other sorts . . Value	—	—	—	1,186	—	9,491	9,959	6,721	2,679	1,825
Total Woollen manufactures (including yarn and knitting wool) . . . "	—	—	—	—	—	61,068	56,368	35,437	17,750	6,815
Artificial Silk—										
Artificial silk yarn . Lbs.	38,200	6,300	..	..	..	58,514	9,103	..	..	—
Piece-goods of cotton and artificial silk* . Yards	1,632,761	620,360	—	—	..	9,17,760	2,82,104	—	—	—
Piece-goods made entirely of artificial silk (a) . . . "	—	5,995	16,103	22,381	4,429	—	6,286	12,513	13,482	897
Piece-goods made of cotton and artificial silk (a) . . . "	—	145,623	370,681	626,216	10,206	—	62,055	1,43,517	2,87,672	6,391
Piece-goods of cotton embroidered or super-imp-posed with artificial silk (b) . . . "	—	—	—	—	304,671	—	—	—	—	3,63,130
TOILET REQUISITES (not specified elsewhere) . Value	—	—	—	—	—	23,786	23,276	26,071	58,713	70,061
TOYS AND REQUISITES FOR GAMES AND SPORTS including FISHING TACKLE . . . "	—	—	—	—	—	10,488	2,677	8,844	3,402	2,961
VEHICLES excluding LOCOMOTIVES, ETC., FOR RAILWAYS—										
Mechanically propelled vehicles (excluding railway locomotives and tractors)—										
Motor cars (including taxicabs) . No.	4	2	..	..	..	11,433	2,815	..	..	..
Other sorts (including rails and accessories) . . Value	—	—	—	—	—	6,514	22,454	12,960	10,376	772
Total Mechanically propelled Vehicles . . . "	—	—	—	—	—	17,947	26,269	12,960	10,370	772
WOOD AND TIMBER—										
Manufactures of wood . Value	—	—	—	—	—	20,558	14,760	11,016	18,767	20,527
Other kinds of wood and timber . . . "	—	—	—	—	—	6,430	7,814	5,304	802	1,023
Total of Wood and Timber . . . "	—	—	—	—	—	26,988	22,574	16,320	19,569	21,550
POSTAL ARTICLES NOT SPECIFIED . . . "	—	—	—	—	—	8,75,362	5,77,612	21,011	27,513	23,708
ALL OTHER ARTICLES OF MERCHANDISE . . . "	—	—	—	—	—	56,543	20,701	34,702	27,527	53,747
GRAND TOTAL . . . "	—	—	—	—	—	1,12,93,647	81,66,262	71,46,816	65,20,002	62,35,497

\* Separately recorded from September, 1930.  
(a) Shown under separate heads from September, 1930.  
(b) Separately recorded from 1933-34.

No. 13—continued  
AUSTRIA—concluded  
EXPORTS THERETO

## INDIAN MERCHANDISE

ARTICLES	QUANTITY					VALUE				
	1929-30	1930-31	1931-32	1932-33	1933-34	1929-30	1930-31	1931-32	1932-33	1933-34
						R	R	R	R	R
HIDES, RAW—										
Cow hides . . . . .	Tons 22	..	..	..	..	} 18,975	..	..	..	..
MICA—	=No. = 6,092	..	..	..	..					
In splittings . . . . .	Cwts. ..	140	..	..	..	..	15,680	..	..	..
SEEDS—										
Non-essential—										
Groundnuts . . . . .	1,863	20	28	..	..	8,13,238	6,670	3,180	..	..
TEXTILES—										
Cotton—										
Raw . . . . .	Tons 108	..	..	..	..	1,01,800	..	..	..	..
Waste . . . . .	192	..	1,242	175	..	1,400	..	16,070	4,250	..
Silk, raw . . . . .	..	1,184	..	..	..	..	12,717	..	..	..
Wool—										
Manufactures—										
Carpets and rugs . . . . .	Lbs 4,241	..	..	8,500	..	11,838	..	..	24,000	..
ALL OTHER ARTICLES OF MERCHANDISE . . . . .	Value —	—	—	—	—	5,506	2,371	2,283	10,356	72
GRAND TOTAL . . . . .	—	—	—	—	—	4,52,837	37,338	21,542	38,006	72

## FOREIGN MERCHANDISE

ARTICLES	QUANTITY					VALUE				
	1929-30	1930-31	1931-32	1932-33	1933-34	1929-30	1930-31	1931-32	1932-33	1933-34
						R	R	R	R	R
METALS—										
IRON OR STEEL—										
OLD FOR REMANUFACTURE	Tons 306	..	..	..	..	12,240	..	..	..	..
WOOL MANUFACTURES	Value —	—	—	—	—	..	3,000	16,410	..	..
ALL OTHER ARTICLES OF MERCHANDISE . . . . .	—	—	—	—	—	12,420	3,575	11,265	430	17,005
GRAND TOTAL . . . . .	—	—	—	—	—	24,660	6,575	27,675	480	17,005
GRAND TOTAL OF INDIAN AND FOREIGN MERCHANDISE . . . . .	—	—	—	—	—	4,77,497	43,913	49,217	38,086	17,077

HUNGARY  
CZECHOSLOVAKIA

( 352 )

No. 13—continued  
HUNGARY  
IMPORTS THEREFROM

ARTICLES	QUANTITY					VALUE				
	1929-30	1930-31	1931-32	1932-33	1933-34	1929-30	1930-31	1931-32	1932-33	1933-34
FIREWORKS Lbs.	24,800	63,185	7,670	..	..	R 10,497	R 24,398	R 5,278	R ..	R ..
HARDWARE, excluding CUTLERY AND ELECTROPLATED WARE VALUE	—	—	—	—	—	62,657	78,161	58,650	55,804	40,552
INSTRUMENTS, APPARATUS, AND APPLIANCES AND PARTS THEREOF—										
Electrical, including telegraph and telephone apparatus, not being machinery—										
Standard lighting lamps (b) No.	28,362	30,173	—	—	—	16,134	26,075	—	—	—
Gas filled electric bulbs (a) ..	—	—	10,225	8,805	465	—	—	25,040	8,674	331
Vacuum electric bulbs (a) ..	—	—	17,765	16,727	2,348	—	—	10,207	9,152	1,299
Parts and accessories of Electric lamps . . . Value	—	—	—	—	—	20,085	2,315	..	..	575
METALS AND ORES—										
Iron or Steel—										
Fencing materials (including fencing wire) ..	82	100	5	42	91	15,256	17,167	768	7,872	10,863
Nails, rivets and washers (including wire nails) ..	20	60	14	..	..	3,073	10,937	3,340	..	13
Screws . . . . .	5	75	58	13	36	3,239	36,913	31,724	5,391	13,037
Sheets and plates . . .	383	..	..	..	..	39,925	..	..	..	..
Wire nails . . . . .	961	1,255	277	653	851	1,58,127	1,94,538	41,702	1,09,139	1,36,058
Wire other than fencing wire . . .	79	171	..	8	..	12,008	23,618	..	1,392	..
Other manufactures of Iron or Steel . . .	66	3	..	..	57	6,902	1,114	..	..	8,423
Total of Iron or Steel . . .	1,504	1,604	354	716	1,035	2,38,480	2,84,287	77,534	1,23,704	1,75,890
SUGAR—										
Sugar 16 D. S. and above . . .	1,044	—	—	—	—	4,09,444	—	—	—	—
Beet Sugar . . . . .	34,555	13,814	595	..	1,034	53,98,046	15,87,018	65,497	..	1,63,733
VEHICLES—										
Mechanically propelled vehicles (excluding Railway locomotives and tractors)—										
Carriages and parts for railways . . .	—	—	—	—	—	..	76,596	..	63,849	1,04,637
POSTAL ARTICLES NOT SPECIFIED . . .	—	—	—	—	—	4	1,564	529	62	10,278
ALL OTHER ARTICLES OF MERCHANDISE . . .	—	—	—	—	—	20,247	72,015	76,793	2,50,509	4,09,546
GRAND TOTAL . . . . .	—	—	—	—	—	66,85,494	21,52,320	3,19,720	5,16,874	10,50,000

EXPORTS THERETO

INDIAN MERCHANDISE

ARTICLES	QUANTITY					VALUE				
	1929-30	1930-31	1931-32	1932-33	1933-34	1929-30	1930-31	1931-32	1932-33	1933-34
METALS AND ORES—										
Manganese Ore . . . Tons	..	8,500	..	..	..	R ..	R 2,55,000	R ..	R ..	R ..
ALL OTHER ARTICLES OF MERCHANDISE . . . Value	—	—	—	—	—	3,905	120	11,980	244	..
TOTAL VALUE . . . . .	—	—	—	—	—	3,905	2,55,120	11,980	244	..

FOREIGN MERCHANDISE

ARTICLES	QUANTITY					VALUE				
	1929-30	1930-31	1931-32	1932-33	1933-34	1929-30	1930-31	1931-32	1932-33	1933-34
TOTAL VALUE . . . . .	—	—	—	—	—	R ..	R 5,000	R ..	R 75	R ..
GRAND TOTAL OF INDIAN AND FOREIGN MERCHANDISE	—	—	—	—	—	3,905	2,60,120	11,980	319	..

CZECHOSLOVAKIA  
IMPORTS THEREFROM

ARTICLES	QUANTITY					VALUE				
	1929-30	1930-31	1931-32	1932-33	1933-34	1929-30	1930-31	1931-32	1932-33	1933-34
APPAREL (excluding hosiery and boots and shoes)—										
Apparel (including drapery uniforms, accoutrements) Value	—	—	—	—	—	11,087	4,719	2,621	2,779	1,462
Hats, caps, bonnets, and hatter's ware . . .	—	—	—	—	—	4,09,707	3,40,100	4,88,462	2,72,584	2,89,828
Belting for Machinery . . .	—	—	—	—	—	3,440	11,255	12,494	12,671	10,151
BOOTS AND SHOES—										
All leather . . . Pairs	27,632	38,470	37,909	98,364	140,861	1,62,018	1,78,507	1,63,418	2,81,430	4,04,389
Rubber soled—										
With canvas upper . . .	7,097	7,445	7,979	137,014	22,801	13,086	13,580	10,749	70,195	26,872
Of other materials . . .	12,374	15,336	17,058	85,034	213,332	86,139	38,347	62,241	1,03,532	1,63,211
Total Boots and shoes . . .	47,103	61,310	63,036	268,402	376,994	2,11,193	2,30,434	2,35,492	4,04,157	5,04,472
BRUSHES AND BROOMS . . . Doz.	7,890	5,251	2,686	1,992	1,237	19,000	11,166	7,873	7,279	3,923

(a) Separately recorded from 1931-32.

(b) Discontinued and shown under the heads immediately following from 1931-32.

## No. 13—continued

## CZECHOSLOVAKIA

## IMPORTS THEREFROM—continued

ARTICLES	QUANTITY					VALUE				
	1929-30	1930-31	1931-32	1932-33	1933-34	1929-30	1930-31	1931-32	1932-33	1933-34
						R	R	R	R	R
<b>BUILDING AND ENGINEERING MATERIALS, other than OF IRON, STEEL, OR WOOD—</b>										
Cement . . . . . Tons	384	137	30	..	..	13,118	4,980	1,161	..	1,037
Other kinds . . . . . Value	..	..	..	..	..	3,178	3,605	2,698	3,608	..
Total Building and Engineering materials, etc. . . . .	..	..	..	..	..	16,291	8,585	3,859	7,603	1,037
<b>BUTTONS OF ALL SORTS—</b>										
Metal . . . . .	..	..	..	..	..	8,51,170	3,27,177	3,10,620	4,11,205	3,74,378
Other sorts . . . . .	..	..	..	..	..	1,72,073	81,598	40,666	60,304	1,00,622
Total Buttons, etc. . . . .	..	..	..	..	..	5,23,252	4,08,775	3,57,176	4,77,599	4,76,000
<b>CHEMICALS AND CHEMICAL PREPARATIONS . . . . .</b>	..	..	..	..	..	52,784	10,237	5,401	38,038	8,140
<b>DYEING AND TANNING SUBSTANCES, DYES OBTAINED FROM COAL TAR—</b>										
Alizarine—										
Moist—										
Over 16 per cent. but not exceeding 20 per cent. . . . . Lbs.	..	..	..	4,480	101,114	..	..	..	2,900	76,839
Exceeding 20 per cent. . . . .	..	..	..	..	5,703	..	..	..	..	6,006
Coupling dyes of the Naphthol group—										
Naphthols (Rapid fast colours (Rapid salts) and bases . . . . .	..	..	..	500	2,691	..	..	..	2,800	14,545
Value—										
Other sorts—										
Powder . . . . .	..	..	..	..	3,012	..	..	..	..	44,080
Total dyes obtained from Coal Tar . . . . .	..	..	..	6,040	112,585	..	..	..	5,700	1,15,059
<b>EARTHENWARE AND PORCELAIN—</b>										
Earthenware . . . . . Value	..	..	..	..	..	30,075	26,678	18,261	5,914	7,258
Porcelain . . . . .	..	..	..	..	..	78,101	28,908	12,324	6,446	32,860
Total Earthenware and Porcelain . . . . .	..	..	..	..	..	1,17,868	54,986	30,575	12,360	40,118
<b>FURNITURE AND CABINETWARE . . . . .</b>	..	..	..	..	..	1,11,428	65,941	68,430	40,240	26,228
<b>GLASS AND GLASSWARE—</b>										
Bangles . . . . .	..	..	..	..	..	55,75,205	27,24,710	17,29,397	16,34,686	12,60,706
Beads and false pearls . . . . . Cwts.	7,256	4,047	1,960	2,320	3,331	11,35,264	6,00,918	2,63,290	3,56,181	4,90,577
Bottles and Phials . . . . . Gross	1,023	175	1,872	806	1,229	29,743	4,400	30,247	14,244	12,421
Funnels, globes and glass parts of lamps . . . . . Value	..	..	..	..	..	1,17,610	91,259	1,18,272	94,228	34,777
Sheet and plate . . . . . Sq. ft.	947,008	318,840	1,054,952	638,244	997,218	1,91,731	1,37,490	1,30,952	1,12,707	1,09,140
Tableware (including decanters, tumblers, etc.) . . . . . Value	..	..	..	..	..	28,051	21,704	29,505	9,034	8,761
Other glassware . . . . .	..	..	..	..	..	77,008	44,035	44,526	68,516	63,982
Total Glass and Glassware . . . . .	..	..	..	..	..	71,54,062	36,25,181	23,46,201	22,80,656	19,95,454
<b>HARDWARE, excluding CUTLERY AND ELECTROPLATED WARE—</b>										
Domestic hardware . . . . .	..	..	..	..	..	28,156	25,940	15,988	13,797	4,002
Enamelled Ironware . . . . .	..	..	..	..	..	7,13,609	5,77,339	2,76,257	2,99,352	2,80,002
Implements and tools other than agricultural implements and machine tools . . . . .	..	..	..	..	..	400	3,149	2,059	6,103	15,718
Lamps, metal . . . . . No.	10,384	9,333	24,012	9,148	1,511	22,803	15,873	38,187	12,818	3,817
Other sorts . . . . . Value	..	..	..	..	..	10,46,380	5,38,324	3,92,185	6,73,427	6,31,251
Total Hardware, excluding Cutlery and Electroplated ware . . . . .	..	..	..	..	..	18,11,308	11,60,634	7,12,376	9,06,557	8,15,780
<b>INSTRUMENTS, APPARATUS, AND APPLIANCES AND PARTS THEREOF—</b>										
Electrical, including telegraph and telephone apparatus, not being machinery—										
Rubber insulated . . . . . Value	..	..	..	..	..	1,405	10,100	20,806	27,680	26,101
Electric glowlamps—										
Flash lights including torch lights, etc. . . . . No.	32,418	4,762	..	..	..	10,770	1,309	..	..	..
Standard lighting lamps (a) . . . . .	181,079	184,173	..	..	..	1,18,293	1,20,701	..	..	..
Gas filled electric bulbs (b) . . . . .	..	..	103,505	110,234	159,053	..	..	98,925	1,14,110	1,44,329
Vacuum electric bulbs (b) . . . . .	..	..	309,345	232,518	165,093	..	..	1,05,739	1,08,475	76,748
Electric lighting accessories and fittings (including switches) . . . . . Value	..	..	..	..	..	12,285	12,288	16,094	11,418	6,533
Other sorts . . . . .	..	..	..	..	..	1,07,959	1,11,659	81,333	53,860	50,045
Surgical Instruments . . . . .	..	..	..	..	..	17,478	11,674	4,184	6,966	3,091
Other kinds of instruments . . . . .	..	..	..	..	..	13,554	15,787	12,210	12,696	21,954
Total Instruments, etc. . . . .	..	..	..	..	..	2,81,744	2,83,578	3,39,160	3,35,005	3,29,491
<b>JEWELLERY . . . . .</b>	..	..	..	..	..	14,045	7,641	172	520	3,437
<b>MACHINERY AND MILLWORK . . . . .</b>	..	..	..	..	..	61,211	85,609	1,45,783	3,08,104	14,09,163
<b>MANURES . . . . . Tons</b>	350	..	..	..	..	48,321	..	..	..	..
<b>METALS AND ORBS—</b>										
Iron—										
Bars and Channels . . . . .	..	250	..	..	..	..	21,950	..	..	..
Steel—										
Bars . . . . .	25	221	54	60	84	16,415	45,268	17,877	20,929	24,830
Cast—										
Toolsteel—										
Cast steel bars . . . . .	29	..	..	35	54	14,536	320	..	17,528	33,304
High speed . . . . .	91	63	15	22	40	1,18,586	92,423	20,150	25,066	61,307
Carbon . . . . .	149	10	40	27	21	1,33,828	7,418	22,059	15,500	15,099
Other kinds of steel . . . . .	124	..	..	50	7	44,887	..	51	16,012	3,630
Total Steel . . . . .	413	294	100	104	206	3,23,252	1,45,410	60,137	95,125	1,41,076

(a) Separately shown under the heads immediately following from 1931-32.  
 (b) Separately recorded from 1931-32.



## CZECHOSLOVAKIA—continued

## IMPORTS THEREFROM—continued

ARTICLES	QUANTITY					VALUE				
	1929-30	1930-31	1931-32	1932-33	1933-34	1929-30	1930-31	1931-32	1932-33	1933-34
<b>METALS AND ORES—continued</b>										
<b>Iron or Steel—</b>										
Beams, channels, pillars, girders, and bridge-work . . . Tons	..	..	233	..	..	..	..	67,430	..	..
Bolts and nuts . . . "	40	51	49	67	18	12,309	17,791	17,419	20,739	6,242
Fencing materials (including fencing wire) . . . "	564	765	168	112	53	1,08,174	1,26,067	26,709	25,185	12,212
Nails, rivets and washers . . . "	101	435	659	511	473	32,060	1,25,976	1,74,317	1,85,886	1,59,793
Screws (wood) . . . "	89	56	29	31	13	49,728	34,064	17,739	14,671	4,882
Tubes, pipes and fittings, wrought . . . "	2	705	289	585	1,805	1,523	1,31,616	82,290	1,35,677	3,70,392
Wire, other than fencing wire . . . "	662	761	460	429	165	1,06,578	1,05,197	61,064	67,774	24,193
Wire nails . . . "	2,746	2,564	319	552	211	4,75,228	4,08,094	51,071	91,099	37,026
Other manufactures of iron or steel . . . "	98	99	103	72	49	30,028	26,013	27,470	25,381	15,811
Total Iron or Steel . . . "	4,802	5,426	2,209	2,359	2,847	8,16,208	10,23,097	5,25,599	5,72,408	6,30,582
Other metals . . . "	2	261	2	9	5	5,808	36,553	5,824	14,290	6,262
Total Metals (excluding Ores) . . . "	4,722	5,681	2,220	2,362	3,058	11,45,268	12,05,674	5,91,560	6,81,823	7,77,920
<b>OIL-CLOTH AND FLOOR-CLOTH</b> . . . sq. yds.	42,329	21,301	41,741	2,095	983	37,201	18,093	20,459	1,354	627
<b>PAPER AND PAPERBOARD—</b>										
<b>Paper—</b>										
Packing paper . . . Cwts.	15,267	14,095	14,431	22,124	12,601	2,48,602	2,08,971	1,88,213	2,85,670	1,44,754
Printing paper . . . "	20,309	4,114	3,507	4,450	11,217	3,22,523	70,266	52,984	60,217	1,29,784
Writing paper and envelopes . . . "	3,569	884	500	164	133	73,409	19,427	9,330	4,219	2,501
Other kinds of paper . . . "	2,002	2,803	7,927	8,790	5,936	58,832	57,615	1,26,574	1,42,608	85,077
Total Paper and Paperboard . . . "	41,147	21,956	26,365	35,528	20,687	6,98,366	3,56,279	3,77,101	4,92,714	3,62,113
<b>PAPER MAKING MATERIALS—</b>										
Pulp of wood . . . "	..	..	1,668	922	..	..	..	14,278	7,165	..
<b>PROVISIONS AND OILMAN'S STORES</b> . . . Value										
SMOKERS' REQUISITES (excluding TOBACCO) . . . "	..	..	..	..	..	1,687	888	45,377	5,933	4,916
STARCH, DEXTRINE AND FARINA . . . "	..	..	..	..	..	24,058	6,970	1,012	1,391	525
Starch . . . Cwts.	300	53,887	46,229	125	..	3,123	4,72,375	3,81,395	1,905	..
<b>STATIONERY</b> . . . Value										
..	..	..	..	..	..	48,048	99,466	66,208	58,097	55,288
<b>SUGAR—</b>										
Sugar, 16 Dutch Standard and above (a) . . . Tons	263	..	..	..	..	43,847	..	..	..	..
Sugar, 23 Dutch Standard and above . . . "	..	9	15	60	..	..	1,300	4,838	10,238	..
Best sugar . . . "	9,468	513	896	484	..	17,98,839	66,553	1,21,641	49,623	..
Sugar, 16 Dutch Standard and below . . . "	..	31	217	12	..	..	7,331	49,452	2,675	..
Total Sugar . . . "	9,731	558	1,128	566	..	18,42,486	75,744	1,76,931	71,536	..
<b>TEXTILES—</b>										
<b>Cotton—</b>										
<b>Piece goods—</b>										
Coloured, printed or dyed—										
Dyed goods . . . Yards	27,993	7,977	2,361	8,820	2,487	17,979	3,672	1,411	3,719	3,820
Printed goods . . . "	61,379	1,117	11,638	..	..	22,264	1,396	4,059	..	..
Woven coloured goods . . . "	232,190	38,525	10,073	2,956	985	94,595	10,291	14,745	8,407	2,097
Other sorts of manufactures (including twist and yarn) . . . Value	..	..	..	..	..	27,789	41,878	10,613	5,071	3,401
Total of cotton goods (including twist and yarn) . . . "	..	..	..	..	..	1,62,627	60,637	30,828	17,797	9,318
<b>Haberdashery and Millinery—</b>										
Lace and embroidery . . . "	..	..	..	..	..	68,050	72,675	40,118	40,917	18,972
Othersorts . . . "	..	..	..	..	..	8,60,561	2,78,211	1,57,937	2,12,661	1,35,376
Total Haberdashery and Millinery . . . "	..	..	..	..	..	4,28,611	3,50,886	2,07,055	2,53,600	1,54,348

(a) Sub-divided from 1930-31.

No. 13—continued

## CZECHOSLOVAKIA—continued

## IMPORTS THEREFROM—concluded

ARTICLES	QUANTITY					VALUE				
	1929-30	1930-31	1931-32	1932-33	1933-34	1929-30	1930-31	1931-32	1932-33	1933-34
<b>TEXTILES—</b>						R	R	R	R	R
Total Flax manufactures	—	—	—	—	—	2,296	2,020	7,884	14,076	10,074
Wool—										
Yarn and knitting wool	Lbs. 2	275	376	35,290	..	4	904	1,059	77,224	..
Manufactures—										
Brads	1,640	1,400	1,697	3,530	3,835	5,781	5,710	4,337	7,271	11,141
Blankets	2,893	215	393	1,208	635	7,524	546	846	2,530	1,554
Piecegoods	Yards 280,987	148,647	184,540	300,218	58,245	7,00,957	3,19,110	3,25,486	5,27,500	1,17,279
Other manufactures	Value —	—	—	—	..	16,727	10,437	9,131	7,437	1,851
Total Woollen manufactures (including yarn and knitting wool)	—	—	—	—	—	7,80,993	3,36,797	3,40,859	6,22,012	1,31,626
Artificial silk—										
Artificial silk yarn	Lbs. 12,832	1,000	9,105	110	..	19,610	1,105	7,898	245	..
Piecegoods of cotton and artificial silk*	Yards 259,981	113,150	—	—	—	2,40,162	1,21,577	—	—	—
Piecegoods made entirely of artificial silk (a)	..	247	2,441	8,061	..	—	1,038	1,101	13,807	..
Piecegoods made of cotton and artificial silk (a)	..	38,428	18,157	6,806	4,819	—	39,441	25,708	12,820	7,037
Other sorts	Value —	—	—	—	—	23,087	14,272	8,390	3,339	6,946
TOILET REQUISITES (NOT SPECIFIED ELSEWHERE)	..	..	..	..	..	79,563	67,964	63,623	53,236	34,030
TOYS AND REQUISITES FOR GAMES AND SPORTS (including FISHING TACKLE)—										
Requisites for games and sports (excluding firearms, etc.)—										
Toys	..	..	..	..	..	12,626	1,496	3,058	577	1,184
Other kinds	..	..	..	..	..	254	312	1,001	28	160
Total Toys, etc.	..	..	..	..	..	12,880	1,809	4,059	605	1,344
UMBRELLAS AND UMBRELLA FITTINGS	..	..	..	..	..	5,390	..	1,048	1,590	1,619
VEHICLES	..	..	..	..	..	20,405	44,886	24,061	40,108	50,282
WOOD AND TIMBER	..	..	..	..	..	88,188	30,914	26,231	25,663	52,805
POSTAL ARTICLES NOT SPECIFIED	..	..	..	..	..	1,268	177	..	213	973
ALL OTHER ARTICLES OF MERCHANDISE	..	..	..	..	..	1,34,057	1,07,769	1,05,466	1,54,608	1,16,931
<b>GRAND TOTAL</b>	..	..	..	..	..	1,66,13,734	97,03,011	72,83,899	77,72,621	80,34,423

## EXPORTS THERETO

## INDIAN MERCHANDISE

ARTICLES	QUANTITY					VALUE				
	1929-30	1930-31	1931-32	1932-33	1933-34	1929-30	1930-31	1931-32	1932-33	1933-34
<b>HIDES AND SKINS, RAW—</b>						R	R	R	R	R
Hides, raw—										
Cow hides	Tons 204	250	99	189	158	2,62,764	1,78,571	56,237	32,711	81,760
	=No. 82,450	=85,815	=35,755	=62,640	=40,230					
Skins raw	Tons ..	..	..	46	140	..	..	..	1,78,824	4,01,735
	=No. ..	..	..	=143,008	=380,864					
<b>METAL AND ORES—</b>										
Manganese ore	Tons ..	1,500	..	..	..	..	45,000	..	..	..
ALL OTHER ARTICLES OF MERCHANDISE	Value —	—	—	—	—	9,361	2,034	6,825	140	13,115
<b>GRAND TOTAL</b>	..	..	..	..	..	2,72,625	2,26,205	63,062	2,61,675	4,06,610

## FOREIGN MERCHANDISE

ARTICLES	QUANTITY					VALUE				
	1929-30	1930-31	1931-32	1932-33	1933-34	1929-30	1930-31	1931-32	1932-33	1933-34
Rubber Manufactures	Value —	—	—	—	—	R 23,874	..	..	..	..
All other Articles of Merchandise	..	..	..	..	..	440	5,865	2,041	3,009	1,500
<b>TOTAL VALUE</b>	..	..	..	..	..	29,320	5,865	2,041	3,009	1,500
<b>GRAND TOTAL OF INDIAN AND FOREIGN MERCHANDISE</b>	Value —	..	..	..	..	3,01,945	2,32,070	65,103	2,64,684	4,98,110

(a) Separately recorded from September 1930.  
\* Shown under the following heads from September 1930.

No. 13—continued

JUGOSLAVIA (KINGDOM OF THE SERBS, CROATS AND SLOVENES)

IMPORTS THEREFROM

ARTICLES	QUANTITY					VALUE				
	1929-30	1930-31	1931-32	1932-33	1933-34	1929-30	1930-31	1931-32	1932-33	1933-34
						R	R	R	R	R
ASBESTOS MANUFACTURES . Value	—	—	—	—	—	13,786	1,22,468	53,548	86,064	47,
BUILDING AND ENGINEERING MATERIALS, other than OF IRON, STEEL, OR WOOD—Cement—										
Portland . . . Tons	1,822	1,944	6,627	4,703	3,946	70,577	73,504	2,18,047	1,44,938	1,02,
CHEMICALS AND CHEMICAL PREPARATIONS (excluding CHEMICAL MANURES AND MEDICINES)—										
Carbide of Calcium . . Cwts.	800	2,432	433	256	..	11,806	35,234	6,076	3,245	..
HARDWARE, excluding CUTLERY AND ELECTRO-PLATED WARE . . Value	—	—	—	—	—	65,835	80,402	30,839	1,29,763	1,34,
MANURES . . . tons	302	47	300	350	397	41,817	5,875	26,954	29,939	33,
PAPER AND PASTEBOARD—Printing paper . . Cwts.	1,344	2,300	1,072	..	..	21,115	34,363	14,820	..	..
SUGAR—Beet Sugar . . . Tons	4,958	50	..	..	..	7,48,667	8,140	..	..	..
WOOD AND TIMBER—										
Deal and Pine wood . Cub.Ton	1,028	3,122	2,027	3,094	3,302	2,44,020	2,48,090	1,50,311	2,05,792	1,96,1
Other kinds of wood and timber . . Value	—	—	—	—	—	749	2,408	27	..	..
Manufactures of wood, other than furniture and cabinet ware . . "	—	—	—	—	—	3,421	14,298	9,836	16,594	10,
Total Wood and Timber . . "	—	—	—	—	—	2,53,790	2,64,854	1,60,674	2,22,386	2,07,
ALL OTHER ARTICLES OF MERCHANDISE . . "	—	—	—	—	—	26,844	28,624	18,451	16,103	28,
GRAND TOTAL . . "	—	—	—	—	—	12,54,087	6,16,340	5,30,599	6,33,023	6,53,

EXPORTS THERETO

INDIAN MERCHANDISE

ARTICLES	QUANTITY					VALUE				
	1929-30	1930-31	1931-32	1932-33	1933-34	1929-30	1930-31	1931-32	1932-33	1933-34
						R	R	R	R	R
GRAIN, PULSER AND FLOUR—										
HIDES AND SKINS—										
Cow hides . . . Tons & No.	35 =9,925	..	..	..	..	36,561	..	..	..	..
Goat skins . . . "	..	..	..	37 =108,500	..	..	..	..	1,37,375	..
TEXTILES—										
Hemp—raw . . . Cwts.	714	..	..	..	..	12,000	..	..	..	..
Jute—										
Manufactures—										
Sacking gunny bags No.	330,000	..	..	..	..	98,925	..	..	..	..
ALL OTHER ARTICLES OF MERCHANDISE . . Value	—	—	—	—	—	117	485	1,709	5,550	..
GRAND TOTAL . . "	—	—	—	—	—	1,47,603	485	1,709	1,42,925	..

FOREIGN MERCHANDISE

Nil

No. 13—continued  
ALBANIA  
IMPORTS THEREFROM

	QUANTITY					VALUE				
	1929-30	1930-31	1931-32	1932-33	1933-34	1929-30	1930-31	1931-32	1932-33	1933-34
TOTAL VALUE	—	—	—	—	—	R ..	R 18,141	R 10	R ..	R ..

EXPORTS THERETO  
INDIAN MERCHANDISE

	QUANTITY					VALUE				
	1929-30	1930-31	1931-32	1932-33	1933-34	1929-30	1930-31	1931-32	1932-33	1933-34
TOTAL VALUE	—	—	—	—	—	R ..	R 30	R ..	R ..	R ..

## FOREIGN MERCHANDISE

	QUANTITY					VALUE				
	1929-30	1930-31	1931-32	1932-33	1933-34	1929-30	1930-31	1931-32	1932-33	1933-34
GRAND TOTAL Value	—	—	—	—	—	R 2,100	R ..	R ..	R ..	R ..
GRAND TOTAL OF INDIAN AND FOREIGN MERCHANDISE Value	—	—	—	—	—	2,100	80	..	..	..

BULGARIA  
IMPORTS THEREFROM

	QUANTITY					VALUE				
	1929-30	1930-31	1931-32	1932-33	1933-34	1929-30	1930-31	1931-32	1932-33	1933-34
TOTAL VALUE	—	—	—	—	—	R ..	R ..	R ..	R ..	R 281

## EXPORTS THERETO

## INDIAN MERCHANDISE

ARTICLES	QUANTITY					VALUE				
	1929-30	1930-31	1931-32	1932-33	1933-34	1929-30	1930-31	1931-32	1932-33	1933-34
HIDES AND SKINS, RAW—						R	R	R	R	R
Hides, raw—										
Buffalo hides . . . . . Tons	516	620	543	121	156	4,05,031	4,08,202	2,36,441	62,522	85,462
=No. Tons	51,468	63,700	42,201	14,380	19,580					
Cow hides . . . . . Tons	142	323	311	139	52	1,06,272	2,38,881	1,77,205	69,990	29,020
=No. Tons	29,060	71,925	78,867	36,075	13,225					
Calf skins . . . . . Tons	20	..	..	..	..	28,479	..	2,687	..	..
=No. Tons	7,800	..	1,600	..	..					
Total Hides, raw	678	943	859	260	208	6,85,382	7,02,173	4,16,238	1,32,518	1,14,482
=No. Tons	68,928	135,724	122,668	51,355	32,805					
SPICES—										
Pepper . . . . . Cwts	69	212	430	187	45	6,400	8,575	19,874	7,474	1,350
TEXTILES—										
Cotton—										
Twist and yarn . . . . . Lbs.	383,200	100,000	556,400	280,000	320,400	2,25,095	71,173	1,02,942	1,09,184	1,08,558
Hemp (chiefly <i>sann</i> ) raw. Cwts.	900	1,718	..	..	..	13,160	26,360	..	..	..
Jute—										
Manufactures—										
Gunny bags—										
Baking . . . . . No.	44,000	16,100	69,400	43,800	54,000	18,060	6,023	17,805	12,541	13,190
Hessian . . . . . "	160,000	50,000	221,000	148,000	50,000	48,375	9,525	41,736	27,165	9,074
Total Gunny bags . . . . . "	204,000	66,100	290,400	191,800	104,000	67,035	15,548	60,831	39,706	22,264
ALL OTHER ARTICLES OF MERCHANDISE . . . . . Value	—	—	—	—	—	5,425	32,389	10,215	1,002	250
GRAND TOTAL . . . . . Value	—	—	—	—	—	10,02,497	8,56,718	6,98,805	2,80,884	2,46,904

## FOREIGN MERCHANDISE

	QUANTITY					VALUE				
	1929-30	1930-31	1931-32	1932-33	1933-34	1929-30	1930-31	1931-32	1932-33	1933-34
TOTAL VALUE	—	—	—	—	—	R ..	R ..	R 600	R ..	R ..
GRAND TOTAL OF INDIAN AND FOREIGN MERCHANDISE Value	—	—	—	—	—	10,02,497	8,56,718	6,99,405	2,80,884	2,46,904

ROUMANIA  
IMPORTS THEREFROM

ARTICLES	QUANTITY					VALUE				
	1929-30	1930-31	1931-32	1932-33	1933-34	1929-30	1930-31	1931-32	1932-33	1933-34
<b>OIL—</b>						R	R	R	R	R
Mineral oil—										
Fuel Oils . . . Gals.	..	..	968,360	5,100,704	8,542,531	..	..	1,75,847	10,18,160	15,47,630
Kerosene in bulk . . "	..	..	882,756	6,287,374	9,974,899	..	..	5,51,722	23,12,827	38,13,186
Other kinds . . . "	..	..	..	..	3,275,864	..	..	..	..	8,38,439
Salt . . . . . Tons	7,878	..	..	..	..	1,50,091	..	..	..	..
ALL OTHER ARTICLES OF MERCHANDISE . . "	—	—	—	—	—	..	..	5	1,854	1,224
<b>TOTAL VALUE</b>	—	—	—	—	—	1,50,091	..	7,27,074	33,82,841	62,00,470

EXPORTS THERETO

INDIAN MERCHANDISE

ARTICLES	QUANTITY					VALUE				
	1929-30	1930-31	1931-32	1932-33	1933-34	1929-30	1930-31	1931-32	1932-33	1933-34
<b>GRAIN, PULSE AND FLOUR—</b>						R	R	R	R	R
Rice not in the husk—										
Cleaned rice . . . Tons	1,000	100	200	1,200	200	1,43,860	5,367	10,578	95,803	8,089
<b>HIDES AND SKINS, RAW—</b>										
Hides, raw—										
Cow hides . . . { Tons - No.	1 -125	5 -1,350	10 -3,700	27 -9,600	45 -21,300	982	3,075	5,570	11,800	18,910
<b>SPICES—</b>										
Pepper . . . . . Cwts.	87	40	457	97	..	9,850	2,400	15,724	1,875	..
<b>TEA, BLACK . . . . . Lbs.</b>	17,340	27,500	21,250	11,000	38,150	12,676	20,624	10,625	5,500	21,500
<b>TEXTILES—</b>										
Cotton Raw . . . . . Tons	..	4	..	..	86	..	1,600	..	..	17,060
Jute—										
Raw . . . . . "	..	..	10	826	2,116	..	..	2,240	1,30,771	3,05,841
Manufactures—										
Gunny bags—										
Sacking . . . . . No.	1,017,615	381,446	487,900	465,800	630,035	3,68,040	1,37,059	1,33,386	1,32,225	1,00,469
Hessian . . . . . "	60,100	90,000	140,500	63,000	79,000	21,002	18,487	16,078	8,400	11,636
Total Gunny bags . . "	1,077,715	471,446	628,400	528,800	709,035	3,80,042	1,55,546	1,49,464	1,40,625	1,12,105
ALL OTHER ARTICLES OF MERCHANDISE . . . Value	—	—	—	—	—	19,620	16,397	6,310	33,432	21,387
<b>TOTAL VALUE</b>	—	—	—	—	—	5,75,480	2,05,009	2,00,511	4,19,809	5,65,382

FOREIGN MERCHANDISE

ARTICLES	QUANTITY					VALUE				
	1929-30	1930-31	1931-32	1932-33	1933-34	1929-30	1930-31	1931-32	1932-33	1933-34
<b>TOTAL VALUE</b>	—	—	—	—	—	259	—	7,100	175	8
<b>GRAND TOTAL OF INDIAN AND FOREIGN MERCHANDISE . . . Value</b>	—	—	—	—	—	5,75,739	2,05,009	2,07,611	4,20,044	5,65,382

No. 13—continued  
GREECE (including CRETE)

## IMPORTS THEREFROM

ARTICLES	QUANTITY					VALUE				
	1929-30	1930-31	1931-32	1932-33	1933-34	1929-30	1930-31	1931-32	1932-33	1933-34
DRUGS AND MEDICINES . Value	—	—	—	—	—	..	1,120	..	..	10,705
FRUITS AND VEGETABLES DRIED, SALTED, OR PRESERVED not being CANNED OR BOTTLED—										
Almonds . . . Tons	321	50	37	339	240	2,18,534	42,750	15,410	1,00,160	1,30,670
Currants and raisins . "	60	50	36	32	25	32,746	21,962	20,618	15,782	12,006
Other sorts . . "	264	239	251	673	305	1,05,532	1,09,788	98,987	2,00,454	1,09,365
Total Fruits and Vegetables dried, salted or preserved . "	645	338	324	1,044	570	3,51,812	1,74,450	1,35,015	4,21,396	2,58,050
GUMS AND RESINS . Cwts.	123	160	140	249	130	20,242	24,777	17,202	23,014	9,200
Metals—										
Ferro Alloys* . . Tons	—	..	656	..	..	—	..	1,63,872	..	..
POSTAL ARTICLES NOT SPECIFIED . . . Value	—	—	—	—	—	158	79	96	94	31
ALL OTHER ARTICLES OF MERCHANDISE . . .	—	—	—	—	—	10,076	17,719	12,372	5,992	18,377
GRAND TOTAL . "	—	—	—	—	—	3,83,188	2,16,145	3,28,557	4,50,496	2,96,968

## EXPORTS THERETO

## INDIAN MERCHANDISE

ARTICLES	QUANTITY					VALUE				
	1929-30	1930-31	1931-32	1932-33	1933-34	1929-30	1930-31	1931-32	1932-33	1933-34
COIR, MANUFACTURED (excluding ROPE) . . . Tons	2	12	30	32	32	2,250	4,910	7,494	10,820	7,347
DYEING AND TANNING SUBSTANCES—										
Indigo . . . Cwts.	314	360	452	188	327	97,327	1,02,342	1,19,153	44,628	65,447
GRAIN, PULSE AND FLOUR—										
Wheat . . . "	2,000	1,700	..	..	..	2,30,000	1,60,990	..	..	..
Other sorts . . "	..	29	155	315	..	..	5,025	19,477	37,309	22,851
Total Grain, Pulse and Flour ;;	2,000	1,729	155	315	215	2,30,000	1,75,015	19,477	37,309	22,851
HIDES AND SKINS, RAW—										
Hides, raw—										
Buffalo hides . . . { Tons =No.	455 =42,961	551 =56,084	137 =16,778	302 =46,561	312 =30,311	3,05,204	4,05,280	87,531	1,99,573	3,92,969
Cow hides . . . { Tons =No.	393 =70,525	751 =134,380	605 =120,202	773 =130,945	828 =161,617					
Calf skins . . . { Tons =No.	4 =500	1 =200	..	..	4 =1,250	2,253	768	..	..	1,621
Total Hides, raw . . . { Tons =No.	852 =113,986	1,303 =190,664	742 =136,980	1,165 =177,506	1,644 =253,178					
LAG, SHELL . . . Cwts.	267	433	662	617	365	32,034	23,914	32,365	22,856	11,954

\* Separately shown from 1930-31.

No. 13—continued  
GREECE (Including CRETE)—continued  
EXPORTS THERETO—continued

INDIAN MERCHANDISE—continued

ARTICLES	QUANTITY					VALUE				
	1929-30	1930-31	1931-32	1932-33	1933-34	1929-30	1930-31	1931-32	1932-33	1933-34
						R	R	R	R	R
<b>SEEDS—</b>										
<b>Non-essential—</b>										
Castor . . . Tons	260	310	300	309	135	51,517	49,013	37,726	49,098	17,765
Ground nuts . . "	15	10	35	10	208	2,025	1,087	9,920	2,050	49,145
Linseed . . . "	3,505	2,975	3,100	2,980	6,204	6,98,489	5,56,077	3,42,981	3,17,001	6,95,207
Other sorts . . . "	15	..	..	20	150	3,450	..	..	3,644	4,076
<b>Total Seeds, non-essential . . "</b>	<b>3,795</b>	<b>3,295</b>	<b>3,435</b>	<b>3,379</b>	<b>6,657</b>	<b>7,56,381</b>	<b>6,06,176</b>	<b>3,90,627</b>	<b>3,72,383</b>	<b>7,67,083</b>
<b>SPICES—</b>										
Pepper . . . Cwts.	219	..	1,255	157	..	21,480	..	57,783	7,874	..
TMA, BLACK . . . Lbs.	224,469	125,085	59,525	30	11,600	1,44,706	70,891	21,994	30	8,437
<b>TEXTILES—</b>										
Cotton, raw . . . Tons	151	605	355	775	2,342	1,36,005	3,52,145	1,89,305	4,17,435	18,41,923
„ twist and yarn . Lbs.	306,600	140,600	27,600	77,600	50,800	1,57,101	69,592	9,142	24,758	15,624
<b>Hemp (chiefly sans)—</b>										
Raw . . . Cwts.	21,290	21,210	19,082	31,424	35,815	3,22,011	2,75,861	1,51,008	3,37,109	2,63,620
<b>Jute—</b>										
Raw . . . Tons	1,909	1,210	1,402	1,595	1,705	6,63,520	2,67,578	2,83,001	2,67,890	2,70,099
<b>Manufactures—</b>										
Gunny bags . No.	3,304,700	3,409,500	3,947,400	1,530,700	1,820,050	15,46,803	12,11,402	12,31,525	3,41,098	3,72,084
„ cloth . Yards	1,701,000	2,010,800	3,346,500	1,680,000	1,244,200	3,01,520	2,06,967	3,57,683	1,74,035	1,38,302
<b>ALL OTHER ARTICLES OF MERCHANDISE . Value</b>	<b>—</b>	<b>—</b>	<b>—</b>	<b>—</b>	<b>—</b>	<b>6,050</b>	<b>19,706</b>	<b>8,484</b>	<b>36,540</b>	<b>26,117</b>
<b>GRAND TOTAL . . "</b>	<b>—</b>	<b>—</b>	<b>—</b>	<b>—</b>	<b>—</b>	<b>51,83,271</b>	<b>43,51,462</b>	<b>32,79,323</b>	<b>25,99,109</b>	<b>46,24,200</b>

FOREIGN MERCHANDISE

ARTICLES	QUANTITY					VALUE				
	1929-30	1930-31	1931-32	1932-33	1933-34	1929-30	1930-31	1931-32	1932-33	1933-34
						R	R	R	R	R
<b>DRUGS AND MEDICINES . Value</b>	<b>—</b>	<b>—</b>	<b>—</b>	<b>—</b>	<b>—</b>	<b>..</b>	<b>..</b>	<b>..</b>	<b>..</b>	<b>10,611</b>
<b>GUMS AND RESINS . Cwts.</b>	<b>1,405</b>	<b>1,538</b>	<b>1,278</b>	<b>2,087</b>	<b>3,000</b>	<b>60,625</b>	<b>57,910</b>	<b>36,732</b>	<b>32,551</b>	<b>34,506</b>
<b>TEXTILES—</b>										
Wool manufactures . Value	—	—	—	—	—	38,206	..	..	200	..
<b>ALL OTHER ARTICLES OF MERCHANDISE . . "</b>	<b>—</b>	<b>—</b>	<b>—</b>	<b>—</b>	<b>—</b>	<b>9,950</b>	<b>2,568</b>	<b>7,300</b>	<b>45</b>	<b>3,115</b>
<b>GRAND TOTAL . . "</b>	<b>—</b>	<b>—</b>	<b>—</b>	<b>—</b>	<b>—</b>	<b>98,775</b>	<b>60,418</b>	<b>44,032</b>	<b>32,798</b>	<b>43,231</b>
<b>GRAND TOTAL OF INDIAN AND FOREIGN MERCHANDISE . . "</b>	<b>—</b>	<b>—</b>	<b>—</b>	<b>—</b>	<b>—</b>	<b>52,82,046</b>	<b>44,11,880</b>	<b>83,23,355</b>	<b>26,31,907</b>	<b>46,72,431</b>

No. 13—continued

TURKEY, EUROPEAN  
IMPORTS THEREFROM

ARTICLES	QUANTITY					VALUE				
	1929-30	1930-31	1931-32	1932-33	1933-34	1929-30	1930-31	1931-32	1932-33	1933-34
						₺	₺	₺	₺	₺
<b>RUBBER MANUFACTURES—</b>										
Pneumatic motor covers	No.	..	440	..	..	..	18,694	..	..	..
ALL OTHER ARTICLES OF MERCHANDISE	Value	—	—	—	—	10,627	9,959	8,580	21,414	4,886
<b>GRAND TOTAL</b>		—	—	—	—	10,627	28,653	8,580	21,414	4,886

EXPORTS THERETO  
INDIAN MERCHANDISE

ARTICLES	QUANTITY					VALUE					
	1929-30	1930-31	1931-32	1932-33	1933-34	1929-30	1930-31	1931-32	1932-33	1933-34	
						₺	₺	₺	₺	₺	
COIR MANUFACTURES	Tons.	..	4	20	18	58	..	1,500	9,870	5,175	17,160
DYEING AND TANNING SUBSTANCES	Cwts.	2,504	2,052	2,202	2,465	1,312	78,258	83,440	54,007	58,038	27,406
<b>GRAIN, PULSE AND FLOUR—</b>											
Rice, not in the husk—											
Bolled rice	Tons	950	928	1,152	1,562	135	1,81,363	1,46,276	1,44,571	1,78,421	18,451
Cleaned rice	"	66	82	280	230	..	12,536	8,092	32,053	22,600	..
<b>HIDES AND SKINS, RAW—</b>											
Hides, raw—											
Buffalo hides	{ Tons	187	599	382	204	312	1,14,557	3,13,189	1,25,306	50,964	1,28,080
	{ =No.	=10,324	=36,857	=24,615	=11,531	=21,670					
Cow hides	{ Tons	269	400	495	283	241	2,84,505	2,66,041	2,44,470	1,22,835	1,20,077
	{ =No.	=51,370	=70,931	=86,877	=44,400	=37,000					
Total Hides, raw	{ Tons	456	999	877	487	553	3,99,062	5,79,230	3,69,786	1,73,800	2,48,157
	{ =No.	=62,200	=107,788	=111,492	=55,931	=58,679					
<b>SKINS, RAW</b>											
LAC SHELL	{ Tons	8	..	..	2	..	11,066	..	..	3,450	1,100
	{ =No.	=7,187	..	..	=3,600	=1,100					
	{ Cwts.	110	178	120	215	75	13,730	11,005	5,200	7,076	2,730



No. 13—continued  
 TURKEY, EUROPEAN—continued  
 EXPORTS THERE TO—continued

INDIAN MERCHANDISE—continued

ARTICLES	QUANTITY					VALUE				
	1929-30	1930-31	1931-32	1932-33	1933-34	1929-30	1930-31	1931-32	1932-33	1933-34
						R	R	R	R	R
<b>SEEDS—</b>										
Groundnuts . . . Tons	30	..	..	3	..	10,200	..	..	600	..
Sesamum . . . "	213	..	..	..	..	85,160	..	..	..	..
<b>SPICES—</b>										
Pepper . . . Cwts.	672	102	1,130	248	420	65,200	10,500	49,630	10,300	15,350
Other sorts . . . "	12	87	6	23	31	2,840	1,350	1,800	600	510
Total Spices . . . "	684	229	1,136	271	451	68,040	11,850	51,430	10,900	15,860
TEA, BLACK . . . Lbs.	243,375	230,295	179,700	97,750	420,750	1,77,348	1,50,188	1,09,282	62,781	2,74,921
<b>TEXTILES—</b>										
<b>Cotton—</b>										
Twist and yarn . . . "	94,000	319,600	68,400	64,800	59,704	69,495	1,36,706	32,820	32,761	30,136
Manufactures—										
Piece-goods . . . Yards	150,720	50,450	1,850	..	..	38,420	10,750	430	..	..
<b>Jute—</b>										
Manufactures—										
Gunny bags . . . No.	675,350	1,108,950	1,446,307	2,506,693	3,800,370	3,77,238	2,78,882	3,53,747	7,98,190	9,44,420
cloth . . . Yards	2,750,000	1,634,000	2,710,000	2,885,000	2,016,005	4,83,742	2,09,304	2,72,311	2,79,407	2,07,322
<b>Wool—</b>										
Manufactures—										
Carpets and rugs, Lbs.	5,020	1,422	2,994	2,546	3,040	31,278	11,200	19,315	7,600	5,600
ALL OTHER ARTICLES OF MERCHANDISE . . . Value	—	—	—	—	—	45,633	16,872	4,543	6,615	8,074
<b>GRAND TOTAL . . . "</b>	—	—	—	—	—	20,82,465	16,50,355	14,60,624	16,47,402	17,09,337

FOREIGN MERCHANDISE

ARTICLES	QUANTITY					VALUE				
	1929-30	1930-31	1931-32	1932-33	1933-34	1929-30	1930-31	1931-32	1932-33	1933-34
						R	R	R	R	R
<b>TEXTILES—</b>										
Wool Manufactures . . . Value	—	—	—	—	—	1,82,003	1,12,000	1,85,775	1,12,203	2,23,551
ALL OTHER ARTICLES OF MERCHANDISE . . . "	—	—	—	—	—	11,492	12,883	24,428	39,823	5,600
<b>GRAND TOTAL . . . "</b>	—	—	—	—	—	1,93,495	1,24,883	2,10,203	1,52,026	2,29,151
<b>GRAND TOTAL OF INDIAN AND FOREIGN MERCHANDISE . . . "</b>	—	—	—	—	—	22,75,960	17,75,238	16,71,027	18,00,128	20,28,287

No. 13—continued

## TURKEY, ASIATIC

## IMPORTS THEREFROM

ARTICLES	QUANTITY					VALUE				
	1929-30	1930-31	1931-32	1932-33	1933-34	1929-30	1930-31	1931-32	1932-33	1933-34
FRUITS AND VEGETABLES: DRIED SALTED OR PRESERVED NOT BEING CANNED OR BOTTLED Tons	93	23	12	37	1,279	R 10,173	R 5,716	R 2,751	R 3,641	R 79,063
TEA, BLACK . . . Lbs.	--	--	21,715	15,480	--	--	--	16,300	7,740	--
POSTAL ARTICLES NOT SPE- CIFIED . . . Value	--	--	--	--	--	23	1,077	885	88	243
ALL OTHER ARTICLES OF MERCHANDISE . . . "	--	--	--	--	--	1,540	5,371	2,738	26,257	1,182
GRAND TOTAL . . . "	--	--	--	--	--	17,745	12,194	22,174	37,676	80,488

## EXPORTS THERETO

## INDIAN MERCHANDISE

ARTICLES	QUANTITY					VALUE				
	1929-30	1930-31	1931-32	1932-33	1933-34	1929-30	1930-31	1931-32	1932-33	1933-34
DYEING AND TANNING SUBSTANCES . . . Lbs.	1,347	748	407	1,718	809	R 39,990	R 26,061	R 17,125	R 44,023	R 22,560
GRAIN, PULSE AND FLOUR—										
Rice, not in the husk—										
Bulled Rice . . . Tons	1,622	544	609	320	123	2,27,398	78,008	59,482	32,224	8,401
Cleaned rice . . . "	--	31	--	--	--	--	2,044	--	--	--
Total Rice not in the husk . . . "	1,622	575	609	320	123	2,27,398	80,650	59,482	32,224	8,401
HIDES AND SKINS, RAW—										
Hides, raw . . . { Tons =No.	324 =14,514	216 =9,807	234 =11,759	142 =10,118	124 =4,893	1,63,588	79,064	72,465	41,129	24,007
Seeds . . . . . Tons	2,000	--	7	--	8	4,46,250	--	1,905	--	1,136
Spices . . . . . Cwts.	162	341	261	180	64	15,000	24,400	16,527	6,700	2,600
TEA, BLACK . . . Lbs.	282,651	388,865	238,892	428,713	307,212	2,09,286	2,79,593	1,39,663	2,00,469	1,77,249
TEXTILES—										
Cotton—										
Twist and yarn . . . "	842,265	577,360	208,400	314,000	450,400	5,98,736	3,16,458	1,02,123	1,69,989	2,07,376
Manufactures . . . Value	--	--	--	--	--	24,573	3,585	--	--	502
Total Cotton manu- factures (including twist and yarn) . . . "	--	--	--	--	--	6,18,308	3,20,043	1,02,123	1,69,989	2,07,878
Jute—										
Manufactures—										
Gunny bags . . . No.	2,205,425	1,491,613	1,673,231	4,149,215	4,203,017	11,47,539	6,18,468	6,16,471	12,46,806	11,59,391
" cloth . . . Yards	979,000	466,000	424,000	916,000	1,542,600	1,87,569	65,990	46,844	1,12,569	1,61,036
Rope and Twine . Cwts.	--	--	--	--	20	--	--	--	656	39
Total Jute manufac- tures . . . Value	--	--	--	--	--	13,35,109	6,84,458	6,63,315	13,69,000	13,20,756
Tobacco . . . . . lbs.	--	525	68,300	21,485	35,716	--	502	11,762	2,445	7,650
ALL OTHER ARTICLES OF MERCHANDISE . . . Value	--	--	--	--	--	7,859	10,005	12,161	15,435	4,474
GRAND TOTAL . . . "	--	--	--	--	--	80,62,797	15,13,773	11,56,533	18,66,044	17,76,088

TURKEY, ASIATIC  
CYPRUS

( 364 )

No. 13—continued

TURKEY, ASIATIC—continued

EXPORTS THERETO—continued

FOREIGN MERCHANDISE										
ARTICLES	QUANTITY					VALUE				
	1929-30	1930-31	1931-32	1932-33	1933-34	1929-30	1930-31	1931-32	1932-33	1933-34
						R	R	R	R	R
GRAND TOTAL . Value	—	—	—	—	—	425	10,950	1,000	11,850	1,307
GRAND TOTAL OF INDIAN AND FOREIGN MERCHANDISE . . .	—	—	—	—	—	30,63,212	15,24,726	11,57,533	18,77,003	17,77,095

CYPRUS

IMPORTS THEREFROM

ARTICLES	QUANTITY					VALUE				
	1929-30	1930-31	1931-32	1932-33	1933-34	1929-30	1930-31	1931-32	1932-33	1933-34
FRUITS AND VEGETABLES—						R	L	R	R	R
FRUITS AND VEGETABLES: DRIED SALTED OR PRESERVED NOT BEING CANNED OR BOTTLED—										
Almonds . . Tons	..	..	..	..	43	..	..	..	..	14,075
Currants and Raisins ..	..	..	..	..	78	..	..	..	..	13,381
ALL OTHER ARTICLES OF MERCHANDISE ..	—	—	—	—	—	307	870	709	1,710	1,068
TOTAL VALUE . . .	—	—	—	—	—	307	870	709	1,710	30,024

EXPORTS THERETO

INDIAN MERCHANDISE

ARTICLES	QUANTITY					VALUE				
	1929-30	1930-31	1931-32	1932-33	1933-34	1929-30	1930-31	1931-32	1932-33	1933-34
PARAFFIN WAX . . Tons	81	27	25	32	43	14,595	12,092	10,920	13,650	18,435
FIBRILES—										
Cotton—										
Twist and Yarn . Lbs.	346,800	194,800	233,640	125,630	221,725	2,11,070	81,373	84,571	53,515	90,410
Manufactures—										
Piece-goods . . Yards	216,000	32,800	35,200	..	..	53,412	5,346	5,741	..	..
Jute, gunny bags . No.	477,500	67,000	233,700	192,200	190,297	1,99,024	13,080	58,451	35,253	39,147
ALL OTHER ARTICLES OF MERCHANDISE . . Value	—	—	—	—	—	8,173	10,435	13,874	49,870	15,408
GRAND TOTAL . . .	—	—	—	—	—	4,86,283	1,28,326	1,73,537	1,52,288	1,60,400

FOREIGN MERCHANDISE

ARTICLES	QUANTITY					VALUE				
	1929-30	1930-31	1931-32	1932-33	1933-34	1929-30	1930-31	1931-32	1932-33	1933-34
TOTAL VALUE . . .	—	—	—	—	—	..	..	06	..	..
GRAND TOTAL OF INDIAN AND FOREIGN MERCHANDISE . . . Value	—	—	—	—	—	4,86,283	1,28,326	1,74,510	1,52,288	1,60,400

## No. 13—continued

SYRIA  
IMPORTS THEREFROM

ARTICLES	QUANTITY					VALUE				
	1929-30	1930-31	1931-32	1932-33	1933-34	1929-30	1930-31	1931-32	1932-33	1933-34
FRUITS AND VEGETABLES; DRIED, SALTED, OR PRESER- VED, NOT BEING CANNED OR BOTTLED—						R	R	R	R	R
Almonds . . . Tons	..	..	100	..	..	..	..	52,523	..	..
TEXTILES—										
Artificial Silk yarn . lbs.	8,501	..	..	..	..	10,846	..	..	..	..
VEHICLES, excluding LOCOMO- TIVES, ETC., FOR RAIL- WAYS—										
MECHANICALLY PROPELLED VEHICLES (excluding RAIL- WAY LOCOMOTIVES AND TRACTORS—										
Parts of Air Craft . Value	—	—	—	—	—	—	—	14,381	..	6,029
ALL OTHER ARTICLES OF MER- CHANDISE . . . "	—	—	—	—	—	4,420	4,237	6,766	11,844	5,540
GRAND TOTAL . . . "	—	—	—	—	—	14,772	4,237	73,654	11,844	11,678

## EXPORTS THERETO

## INDIAN MERCHANDISE

ARTICLES	QUANTITY					VALUE				
	1929-30	1930-31	1931-32	1932-33	1933-34	1929-30	1930-31	1931-32	1932-33	1933-34
APPAREL (including DRAPERY, UNIFORMS BUT excluding HOSIERY AND BOOTS AND SHOES) . . . Value	—	—	—	—	—	11,390	6,205	16,511	26,787	30,312
DYEING AND TANNING SUB- STANCES—										
Turmeric . . . "	157	419	514	354	246	3,886	8,655	11,600	5,091	4,500
Other sorts . . . "	340	511	341	671	343	11,708	27,014	10,533	15,850	7,505
Total Dyeing, etc. "	497	930	855	1,025	589	15,594	35,669	22,133	21,550	12,005
FRUITS AND VEGETABLES . Value	—	—	—	—	—	23,967	8,887	20,051	11,038	6,830
GRAIN, PULSE AND FLOUR—										
Pulse . . . Tons	86	35	38	50	112	20,074	9,883	11,500	12,505	27,880
Rice not in the husk . "	81	22	573	1,093	489	15,260	3,050	64,063	1,07,090	37,143
HIDES AND SKINS, RAW—										
Hides, raw—										
Buffalo hides . . . { Tons =No.	15 =1,800	7 =402	12 =000	.. ..	43 =768	9,519	3,851	7,050	..	10,766
LAC—										
Shell . . . Cwts.	99	97	119	88	183	10,700	5,194	5,484	2,671	3,785
LEATHER—										
Hides, tanned or dressed { Tons =No.	16 =2,550	18 =2,235	23 =2,730	8 =000	4 =450	43,848	36,890	31,850	13,150	4,400
MINERALS AND ORES— . Cwts.	316	80	28	59	80	14,373	3,925	3,700	8,330	9,505
SEEDS—										
Non-essential—										
Groundnuts . . . "	129	142	95	49	182	47,799	43,233	27,782	12,055	40,238
Sesamum (til or j in ill) "	..	..	5	118	224	..	..	1,460	29,145	49,149
Total Seeds, Non-essential "	129	142	100	167	406	47,799	43,233	29,192	42,100	95,387
Other sorts . . . "	..	1	2	3	1	200	1,430	2,100	575	602
Total Seeds . . . "	129	143	102	170	407	48,099	44,663	31,292	42,675	95,989

INDIAN MERCHANDISE—continued

ARTICLES	QUANTITY					VALUE				
	1929-30	1930-31	1931-32	1932-33	1933-34	1929-30	1930-31	1931-32	1932-33	1933-34
						R	R	R	R	R
<b>SPICES—</b>										
Cardamom . . . . Cwts.	86	92	67	37	2	15,875	12,850	7,650	6,100	250
Pepper . . . . "	1,238	1,127	684	321	27	1,12,023	76,443	40,309	19,325	1,250
Other sorts . . . . "	128	229	231	245	137	4,255	6,105	5,507	0,000	2,200
Total Spices . . . . "	1,451	1,448	972	603	166	1,32,153	95,508	53,556	31,425	3,700
<b>TEA, BLACK . . . . Lbs.</b>	<b>77,868</b>	<b>94,780</b>	<b>197,956</b>	<b>185,845</b>	<b>106,414</b>	<b>71,549</b>	<b>76,264</b>	<b>86,418</b>	<b>73,155</b>	<b>59,170</b>
<b>TEXTILES—</b>										
<b>Cotton—</b>										
Raw . . . . . Tone	23	..	..	..	..	19,225	..	..	..	..
Twist and yarn . . . . Lbs.	1,062,312	1,974,000	2,171,300	2,286,800	2,814,400	15,02,812	13,68,724	14,48,133	11,24,099	13,70,800
<b>Manufactures—</b>										
<b>Piece-goods—</b>										
Grey (unbleached) Yards	75,000	..	..	..	..	21,866	..	..	..	..
Coloured printed or dyed "	28,940	1,800	3,000	..	..	9,830	600	350	..	..
Other sorts of manufactures . . . . Value	—	—	—	—	—	700	1,500	..	..	..
Total cotton manufactures (including twist and yarn) "	—	—	—	—	—	15,95,268	13,70,824	14,48,483	11,24,099	13,79,800
<b>Jute Manufactures—</b>										
Gunny bags . . . . No.	163,600	68,700	261,300	40,090	55,750	56,918	23,202	34,796	15,792	15,390
Gunny cloth . . . . Yards	..	..	20,000	14,000	..	..	..	2,400	1,360	..
Total Jute manufactures . Value	—	—	—	—	—	56,918	23,202	37,196	17,152	15,390
<b>Wool—</b>										
Raw . . . . . Lbs.	50,200	14,832	8,584	6,000	..	20,420	4,400	1,900	1,000	..
<b>ALL OTHER ARTICLES OF MERCHANDISE . . . . Value</b>	<b>—</b>	<b>—</b>	<b>—</b>	<b>—</b>	<b>—</b>	<b>65,705</b>	<b>1,26,145</b>	<b>1,81,264</b>	<b>63,273</b>	<b>83,077</b>
<b>GRAND TOTAL . . . . "</b>	<b>—</b>	<b>—</b>	<b>—</b>	<b>—</b>	<b>—</b>	<b>21,34,899</b>	<b>18,61,600</b>	<b>19,67,431</b>	<b>15,61,400</b>	<b>17,79,845</b>

FOREIGN MERCHANDISE

ARTICLES	QUANTITY					VALUE				
	1929-30	1930-31	1931-32	1932-33	1933-34	1929-30	1930-31	1931-32	1932-33	1933-34
						R	R	R	R	R
COFFEE . . . . . Cwts.	601	275	164	..	..	24,435	10,098	6,240	..	..
FRUITS AND VEGETABLES . Value	—	—	—	—	—	1,380	1,793	29,457	160	11,720
SPICES . . . . . Cwts.	309	262	324	500	103	10,290	8,015	16,887	17,967	4,582
<b>TEXTILES—</b>										
<b>Cotton—</b>										
Twist and yarn . . . . Lbs.	26,800	10,200	1,500	50,400	58,100	36,145	16,770	2,400	33,270	44,875
<b>Wool—</b>										
Manufactures . . . . Value	—	—	—	—	—	88,135	17,749	30,468	8,590	7,205
<b>ALL OTHER ARTICLES OF MERCHANDISE . . . . "</b>	<b>—</b>	<b>—</b>	<b>—</b>	<b>—</b>	<b>—</b>	<b>9,943</b>	<b>24,065</b>	<b>14,005</b>	<b>5,408</b>	<b>5,859</b>
<b>GRAND TOTAL . . . . "</b>	<b>—</b>	<b>—</b>	<b>—</b>	<b>—</b>	<b>—</b>	<b>1,30,828</b>	<b>84,490</b>	<b>99,457</b>	<b>60,390</b>	<b>73,641</b>
<b>GRAND TOTAL OF INDIAN AND FOREIGN MERCHANDISE . . . . "</b>	<b>—</b>	<b>—</b>	<b>—</b>	<b>—</b>	<b>—</b>	<b>22,65,727</b>	<b>19,46,090</b>	<b>20,66,888</b>	<b>16,21,790</b>	<b>18,53,486</b>

No. 13—continued

PALESTINE  
IMPORTS THEREFROM

ARTICLES	QUANTITY					VALUE				
	1929-30	1930-31	1931-32	1932-33	1933-34	1929-30	1930-31	1931-32	1932-33	1933-34
FRUITS AND VEGETABLES . Value	—	—	—	—	—	R 18,705	R 21,268	R 24,106	R 24,807	R 18,089
MANURES—										
Potash . . . . . Cwts.	..	..	..	535	600	..	..	..	73,434	76,888
PROVISIONS AND OILMAN'S STORES . . . . . Value	—	—	—	—	—	834	14,540	32,386	56,302	42,838
VEHICLES, excluding LOCOMOTIVES, ETC., RAILWAYS . . . . .	—	—	—	—	—	..	..	..	13,178	..
POSTAL ARTICLES NOT SPECIFIED . . . . .	—	—	—	—	—	14	..	31	109	..
ALL OTHER ARTICLES OF MERCHANDISE . . . . .	—	—	—	—	—	401	3,076	2,238	4,951	802
<b>TOTAL VALUE</b>	—	—	—	—	—	14,954	42,434	58,769	1,82,841	1,38,597

EXPORTS THERETO

INDIAN MERCHANDISE

ARTICLES	QUANTITY					VALUE				
	1929-30	1930-31	1931-32	1932-33	1933-34	1929-30	1930-31	1931-32	1932-33	1933-34
APPAREL (including DRAPERY, UNIFORMS AND ACCOUTREMENTS, BUT excluding HOSIERY AND BOOTS AND SHOES) Value	—	—	—	—	—	R 620	R 4,100	R 1,960	R 3,912	R 10,847
DYEING AND TANNING SUBSTANCES . . . . . Cwts.	342	148	371	511	356	0,470	2,050	11,040	11,310	5,040
GRAIN, PULSE AND FLOUR—Rice not in the husk . . . . . Tons	98	27	109	307	91	14,647	4,430	23,496	35,583	7,810
LEATHER—Hides, tanned or dressed—										
Buffalo hides . . . . . Tons	..	8	4	3	1	1,263	10,500	8,650	3,700	1,900
Unwrought . . . . . Cwts.	84	8	..	22	..					
SEEDS—Oilseeds—										
Non-essential—Groundnuts . . . . . Tons	41	58	90	1,083	4,247	12,407	15,131	20,619	1,46,973	5,76,503
Sesamum (oil or jinjili) . . . . .	10	..	..	86	201	4,140	..	..	18,456	29,184
SPICES . . . . . Cwts.	350	489	499	559	263	35,825	45,175	35,040	43,602	14,935
TEA—Tea, black . . . . . Lbs.	36,105	83,929	343,491	165,020	167,410	28,884	26,601	1,35,548	77,282	77,011
TEXTILES—Cotton—										
Twist and Yarn . . . . .	155,200	101,800	307,200	359,000	368,320	1,44,402	1,57,671	2,21,000	1,71,767	1,38,987
Jute—Manufactures—Gunny bags . . . . . No.	26,300	19,000	312,100	124,000	93,200	9,118	13,960	91,681	27,124	22,253
WOOD AND TIMBER . . . . . Value	—	—	—	—	—	..	..	..	..	43,972
ALL OTHER ARTICLES OF MERCHANDISE . . . . .	—	—	—	—	—	33,801	22,299	11,046	87,842	50,490
<b>GRAND TOTAL</b>	—	—	—	—	—	8,08,618	3,03,058	5,59,980	6,30,031	10,29,327

FOREIGN MERCHANDISE

ARTICLES	QUANTITY					VALUE				
	1929-30	1930-31	1931-32	1932-33	1933-34	1929-30	1930-31	1931-32	1932-33	1933-34
COFFEE . . . . . Cwts.	212	238	105	..	..	R 11,369	R 13,610	R 5,990	..	..
FRUITS AND VEGETABLES . Value	—	—	—	—	—	1,570	150	10,333	300	531
SPICES . . . . . Cwts.	106	216	230	500	595	1,920	12,168	14,055	17,223	15,198
TEXTILES—Wool manufactures . Value	—	—	—	—	—	8,150	11,072	34,239	14,925	21,465
ALL OTHER ARTICLES OF MERCHANDISE . . . . .	—	—	—	—	—	19,216	4,784	3,702	20,052	11,589
<b>GRAND TOTAL</b>	—	—	—	—	—	42,725	41,732	68,669	52,500	48,781
<b>GRAND TOTAL OF INDIAN AND FOREIGN MERCHANDISE</b>	—	—	—	—	—	3,51,343	3,44,790	6,28,649	6,82,531	10,78,108

ADEN AND DEPENDENCIES\*

IMPORTS THEREFROM

ARTICLES	QUANTITY †					VALUE				
	1929-30	1930-31	1931-32	1932-33	1933-34	1929-30	1930-31	1931-32	1932-33	1933-34
BUILDING AND ENGINEERING MATERIALS other than OF IRON, STEEL, OR WOOD Value	—	—	—	—	—	88	5,105	10,660	..	..
CHEMICALS AND CHEMICAL PREPARATIONS (excluding CHEMICAL MANURES AND MEDICINES)—										
Soda Compounds—										
Sodium Carbonate (soda ash and soda crystals) Cwts.	2,430	3,484	3,007	8,288	2,814	8,256	12,508	9,847	31,406	8,340
Other sorts of chemicals Value	—	—	—	—	—	3,651	19	..	572	199
Total Chemicals and Chemical preparations (excluding Chemical manures and medicines) . . . . .	—	—	—	—	—	11,907	12,527	9,847	31,978	8,539
COFFEES, other than ROASTED & OR GROUND . . . . . Cwts.	696	654	154	..	..	55,025	50,712	10,857	..	..
FRUITS AND VEGETABLES—										
Almonds . . . . . Tons	11	7	13	3	15	12,964	7,121	11,859	3,014	16,987
Other sorts . . . . . Value	—	—	—	—	—	210	126	3,070	1,211	2,007
Total Fruits and Vegetables . . . . .	—	—	—	—	—	13,174	7,247	14,929	4,225	18,994
GRAIN, PULSE AND FLOUR—										
Pulse . . . . . Tons	329	245	486	105	240	56,400	33,803	70,030	10,812	20,670
Other sorts . . . . . "	50	1	34	20	38	5,220	60	5,760	3,184	5,620
Total Grain, Pulse and flour . . . . .	379	246	520	125	278	61,710	33,863	75,790	13,996	35,290
GUMS AND RESINS—										
Arabic . . . . . Cwts.	6,330	2,739	1,363	975	1,007	1,73,511	69,488	30,623	24,232	22,734
Olibanum or frankincense ..	6,484	2,459	599	1,482	2,328	95,406	30,445	7,302	15,150	24,318
Other sorts . . . . . "	1,921	742	1,219	505	1,220	60,012	14,512	22,273	9,852	14,218
Total Gums and Resins ..	14,735	5,990	3,181	2,962	4,555	3,28,929	1,14,445	60,258	49,234	61,220
HARDWARE, excluding CUTLERY AND ELECTROPLATED WARE . . . . . Value	—	—	—	—	—	13,020	11,972	10,499	3,508	3,719
HIDES AND SKINS, RAW—										
Hides, raw . . . . . { Tons	191	27	9	3	..	2,46,197	30,805	9,045	1,488	..
=No.	=91,219	=15,486	=7,400	=610	..					
Skins, raw . . . . . { Tons	114	47	49	80	70	2,15,305	40,823	76,618	36,100	51,730
=No.	=275,193	=95,711	=117,046	=204,042	=141,417					
Total Hides and skins, raw . . . . . { Tons	305	74	58	83	70	4,61,502	71,718	86,103	37,654	51,730
=No.	=366,412	=111,197	=124,446	=205,552	=141,417					
IVORY, UNMANUFACTURED. Lbs.	2,120	896	865	738	2,243	13,330	4,270	4,005	3,025	8,330
METALS AND ORES—										
Brass, Bronze, and similar alloys and manufactures thereof . . . . . Cwts.	358	327	98	140	300	10,188	7,078	2,504	3,501	8,558
Other metals . . . . . "	680	604	62	280	200	10,311	8,405	1,927	5,093	4,931
Total Metals (excluding Ores) . . . . . Tons	638	511	160	420	500	20,499	16,883	4,431	8,594	13,489
PERFUMERY NOT BEING PERFUMED SPIRITS . . . . . Value	—	—	—	—	—	9,463	10,750	3,092	3,174	6,510

\* Includes figures for Socotra upto 1932-33.

## No. 13—continued

## ADEN AND DEPENDENCIES—continued

## IMPORTS THEREFROM—continued

ARTICLES	QUANTITY					VALUE				
	1920-30	1930-31	1931-32	1932-33	1933-34	1920-30	1930-31	1931-32	1932-33	1933-34
PRECIOUS STONES AND PEARLS, UNSET—						R	R	R	R	R
Pearls . . . . . Value	—	—	—	—	—	1,23,400	13,200	9,010	13,000	800
SALT . . . . . Tons	231,710	188,456	313,634	284,884	280,203	44,13,318	27,95,094	48,75,570	30,74,344	36,80,014
SEEDS—										
Oil seeds—										
Copra or coconut kernel . . . . .	12	..	88	761	6,188	4,708	..	12,300	1,29,007	0,80,357
SHELLS AND COWRIES—										
Cowries . . . . . Cwts.	..	..	105	..	..	..	..	1,785	..	..
Shells—										
Shells (chanks, sankhli, large ornamental shells, cowras, mother-of-pearl shells, and oyster shells) . . . . .	407	604	617	20	126	11,799	12,810	15,184	1,725	1,559
Tortoise shell (including nakhla or nakh) . . . . . Lbs.	1,769	365	3,038	380	112	2,122	892	3,144	325	80
Total Shells and Cowries . . . . . Value	—	—	—	—	..	13,921	13,202	20,063	2,050	1,639
SOAP . . . . . Cwts.	..	617	..	150	..	..	13,257	13	2,358	..
SPICES—										
Cloves . . . . .	..	29	..	32	876	..	2,000	..	2,000	37,464
Other sorts . . . . .	8	..	24	1	..	1,488	..	528	23	86
Total Spices . . . . .	8	29	24	33	876	1,488	2,000	528	2,023	37,500
TEXTILES—										
Cotton—										
Raw . . . . . Tons	6	..	1	..	..	13,400	500	3,000	250	..
Manufactures—										
Cotton manufactures (including twist and yarn) Value	—	—	—	—	—	23,163	4,597	2,067	12,028	7,047
TOBACCO—										
Manufactured—										
Cigarettes . . . . . Lbs.	3,079	8,814	2,045	1,652	1,959	17,806	13,797	15,470	11,170	10,065
Other sorts . . . . .	1,800	1,320	540	987	600	9,313	6,778	2,641	787	2,400
Total Tobacco . . . . .	4,879	5,134	3,485	2,639	2,559	27,119	20,575	18,111	11,957	12,465
VEHICLES, excluding LOCOMOTIVES, ETC., FOR RAILWAYS—										
Mechanically propelled vehicles (excluding Railway locomotives and tractors) . . . . . Value	..	..	..	..	..	1,333	4,216	18,025	32,212	9,921
POSTAL ARTICLES NOT SPECIFIED . . . . .	..	..	..	..	..	88,562	45,420	34,450	10,432	18,543
ALL OTHER ARTICLES OF MERCHANDISE . . . . .	..	..	..	..	..	44,141	44,054	34,016	1,15,392	11,054
GRAND TOTAL . . . . .	—	—	—	—	—	56,08,820	33,01,907	53,17,515	44,70,041	43,26,919





## No. 13—continued

## ADEN AND DEPENDENCIES—continued

## EXPORTS THERETO—continued

## INDIAN MERCHANDISE—continued

ARTICLES	QUANTITY					VALUE				
	1929-30	1930-31	1931-32	1932-33	1933-34	1929-30	1930-31	1931-32	1932-33	1933-34
<b>OILS—</b>						R	R	R	R	R
Vegetable, non-essential—										
Groundnut . . . Gals.	8,004	6,182	7,660	8,713	7,342	16,670	24,517	22,510	10,365	14,710
Sesamum (til or jinjil) ..	41,956	36,022	25,742	9,358	22,851	1,49,562	1,18,462	90,487	27,785	40,167
Other sorts . . . "	333	617	344	275	78	805	2,654	1,475	780	160
Total Vegetable, non-essential . . . "	50,293	46,721	33,746	13,346	30,271	1,67,037	1,45,633	1,14,472	38,930	61,037
Other kinds . . . "	..	19	343	..	22	..	300	9,800	..	300
Total Oils . . . "	50,293	46,740	34,089	13,346	30,293	1,67,037	1,45,933	1,24,272	38,930	61,337
<b>PAINTS AND PAINTERS' MATERIALS</b> . . . Value	—	—	—	—	—	14,133	7,140	13,885	12,880	7,000
<b>PERFUMERY (not being PERFUMED SPIRITS)</b> . . . "	—	—	—	—	—	14,229	19,590	10,003	10,726	7,771
<b>PROVISIONS AND OILMAN'S STORES—</b>										
Butter . . . Cwts.	187	143	80	87	61	25,109	15,381	9,831	9,600	5,955
Ghi . . . "	254	260	399	519	424	27,245	21,966	34,663	45,023	27,425
Other sorts of provisions Value	—	—	—	—	—	13,633	12,512	8,593	6,002	8,021
Total Provisions and Oilman's stores . . . "	—	—	—	—	—	66,048	52,859	53,087	60,625	41,401
<b>SEEDS—</b>										
Oil seeds—										
Essential—										
Cummin (other than black) . . . "	16	39	31	4	42	11,488	33,913	17,609	1,800	22,474
Others . . . "	67	54	51	54	43	29,153	26,208	19,147	16,018	16,082
Total Essential Seeds . . . "	83	93	82	58	85	40,641	60,121	36,756	17,818	38,556
Non-essential—										
Groundnuts . . . "	47	45	36	35	37	10,062	14,294	11,197	11,013	9,352
Sesamum (til or jinjil) ..	251	250	218	35	243	99,624	84,788	59,298	9,920	54,687
Other sorts . . . "	32	19	33	1	3	9,527	7,445	7,902	1,005	1,697
Total Non-essential . . . "	330	314	287	77	283	1,19,213	1,06,527	78,397	21,938	65,736
Other than oilseeds . . . "	..	4	5	1	1	400	2,255	1,317	1,040	945
Total Seeds . . . "	413	411	374	136	369	1,69,259	1,68,961	1,17,060	39,965	1,05,237
<b>SPICES—</b>										
Betelnuts . . . Cwts.	354	380	300	388	363	16,346	15,324	10,167	12,381	10,063
Cardamoms . . . "	293	488	182	227	285	70,856	70,407	23,720	31,672	33,192
Onillies . . . "	1,135	1,270	1,218	1,243	1,427	30,524	38,790	25,790	23,423	23,462
Ginger . . . "	18,979	18,649	18,195	14,873	16,902	7,23,107	6,17,722	4,49,743	3,00,198	2,93,116
Pepper . . . "	2,298	2,131	1,715	301	85	1,42,409	1,30,321	89,010	15,961	2,690
Other sorts . . . "	158	141	73	87	53	7,013	4,550	2,115	1,609	1,027
Total Spices . . . "	23,216	23,318	21,673	17,214	19,120	9,95,255	8,77,514	6,95,554	3,85,394	3,63,960
<b>STATIONERY (excluding PAPER)</b> . . . Value	—	—	—	—	—	9,412	14,298	6,592	5,010	3,954

## ADEN AND DEPENDENCIES—continued

## EXPORTS THERETO—continued

## INDIAN MERCHANDISE—concluded

ARTICLES	QUANTITY					VALUE				
	1929-30	1930-31	1931-32	1932-33	1933-34	R	R	R	R	R
TEA, BLACK . . . Lbs.	264,344	283,894	416,193	312,038	321,261	1,61,587	1,02,039	1,89,800	1,21,609	1,59,013
TEXTILES—										
Cotton—										
Twist and yarn . . . Lbs.	4,600,549	4,785,093	2,249,740	2,075,425	2,138,600	35,11,190	32,45,192	13,70,404	11,36,351	10,07,377
Manufactures—										
Piecegoods—										
Grey (unbleached) . Yards	1,560,806	1,703,764	979,805	169,950	245,010	4,16,803	3,46,410	2,08,429	37,675	49,498
White (bleached) . . . ;	60,750	6,706	1,820	28,950	36,960	17,435	2,830	1,200	8,000	9,120
Coloured, printed, or dyed . . . ;	2,379,326	1,462,716	1,540,114	1,215,637	1,315,967	7,75,265	5,21,700	5,75,326	5,51,629	5,04,845
Total Piecegoods . . . ;	4,006,882	3,178,186	2,521,739	1,414,557	1,607,967	12,09,503	8,70,946	7,84,955	5,97,904	5,63,458
Thread, sewing . . . Lbs.	15,352	12,442	16,432	8,298	9,056	27,800	20,283	25,950	11,340	13,507
Other sorts of manufactures . . . Value	—	—	—	—	—	45,287	32,610	20,096	3,977	24,610
Total Cotton manufactures (including Twist and yarn) . . . ;	—	—	—	—	—	47,93,780	41,99,031	22,07,403	17,49,672	16,98,952
Haberdashery and Millinery . . . ;	—	—	—	—	—	89,954	95,473	48,307	63,610	49,385
Jute—										
Manufactures—										
Gunny bags . . . No.	330,400	119,000	345,768	196,012	124,800	1,32,007	40,075	97,031	48,943	30,471
" cloth . . . Yards	80,500	63,500	109,000	73,000	125,510	10,980	9,144	11,874	11,352	21,617
Rope and twine . . . Cwts.	432	755	516	586	1,009	8,332	12,690	6,354	5,902	10,069
Other kinds . . . Value	—	—	—	—	—	..	50	1,000	..	..
Total Jute manufactures . . . ;	—	—	—	—	—	1,57,379	62,559	1,16,259	68,197	62,187
Silk—										
Manufactures										
Goods of Silk mixed with other materials . Yards	9,500	..	9,040	3,400	500	13,800	..	14,200	7,500	1,000
Other sorts . . . Value	—	—	—	—	—	6,200	4,700	3,200	6,775	7,450
Total Silk manufactures . . . ;	—	—	—	—	—	19,800	4,700	17,400	14,275	8,450
TOBACCO—										
Unmanufactured . . . Lbs.	4,194,323	5,364,408	4,427,350	4,394,177	5,397,098	20,22,000	24,98,012	15,89,532	15,85,016	19,66,630
Manufactured . . . ;	9,196	10,097	5,584	8,501	11,293	7,133	10,007	3,676	6,035	7,940
Total Tobacco . . . ;	4,204,024	5,374,505	4,432,934	4,402,678	5,408,391	20,29,133	25,08,019	15,93,208	15,91,051	19,74,570
WOOD AND TIMBER—										
Beak wood . . . Cubic Tons	45	57	16	24	54	8,245	12,175	6,130	3,507	8,874
Other kinds of wood and timber . . . Value	—	—	—	—	—	18,252	12,863	8,141	26,497	7,416
Manufactures of wood, other than furniture and cabinet ware . . . ;	—	—	—	—	—	12,749	8,302	8,225	6,582	5,540
Total Wood and Timber . . . ;	—	—	—	—	—	39,246	33,340	22,496	36,446	21,830
ALL OTHER ARTICLES OF MERCHANDISE . . . ;	—	—	—	—	—	1,20,876	1,25,538	82,301	77,756	89,994
GRAND TOTAL . . . ;	—	—	—	—	—	1,36,39,657	1,25,85,528	77,11,436	61,25,109	65,10,888

## No. 13—continued

## ADEN AND DEPENDENCIES—continued

## EXPORTS THERE TO—continued

## FOREIGN MERCHANDISE

ARTICLES	QUANTITY					VALUE				
	1929-30	1930-31	1931-32	1932-33	1933-34	1929-30	1930-31	1931-32	1932-33	1933-34
<b>ARMS, AMMUNITIONS AND PARTS THEREOF—</b>						R	R	R	R	R
Firearms and parts, thereof . . . Value	—	—	—	—	—	..	..	..	40,560	487
<b>CHEMICALS AND CHEMICAL PREPARATIONS (excluding CHEMICAL MANURES AND MEDICINES) . . .</b>	—	—	—	—	—	3,823	4,104	208	17,480	3,480
<b>COAL AND COKE . . . Tons</b>	700	637	..	290	..	13,800	11,136	..	5,800	..
<b>DYEING AND TANNING SUBSTANCES—</b>										
Dyes obtained from Coal Tar—										
Aniline . . . Lbs.	224	18,186	8,112	4,111	..	100	17,568	3,276	3,450	..
Othersorts . . . Value	—	—	—	—	—	10,899	3,810	4,055	5,084	..
<b>Total Dyeing and Tanning substances . . .</b>	—	—	—	—	—	10,999	21,378	7,900	9,184	2,515
<b>EARTHENWARE AND PORCELAIN . . .</b>	—	—	—	—	—	2,565	10,432	2,192	575	5,510
<b>FRUITS AND VEGETABLES . . .</b>	—	—	—	—	—	33,105	13,559	13,342	5,020	7,687
<b>GUMS AND RESINS—</b>										
Benjamin . . . Cwts.	1,149	77	8	..	4	18,002	5,465	230	..	120
Others . . .	47	119	97	16	98	1,280	2,440	1,805	195	1,242
<b>Total Gums and Resins . . .</b>	1,196	196	105	15	102	14,892	7,895	2,125	195	1,362
<b>HARDWARE (excluding CUTLERY, AND ELECTRO-PLATED WARE) . . . Value</b>	—	—	—	—	—	21,058	24,757	30,348	24,267	12,421
<b>METALS AND ORES—</b>										
Iron or Steel . . . Tons	105	89	13	6	5	29,956	10,403	4,401	8,111	3,075
Others . . . Cwts.	534	24	558	386	635	30,085	40,484	55,820	52,545	80,037
<b>Total metals and Ores . . . Tons</b>	192	40	41	26	37	60,071	56,978	60,221	60,656	83,112
<b>PAINTS AND PAINTERS' MATERIALS—</b>										
Paints and Colours . . . Cwts.	131	142	277	38	20	12,156	12,248	14,042	8,818	2,068

No. 13—*continued*  
 ADEN AND DEPENDENCIES—*concluded*  
 EXPORTS THERETO—*concluded*

FOREIGN MERCHANDISE—*continued*

ARTICLES	QUANTITY					VALUE				
	1929-30	1930-31	1931-32	1932-33	1933-34	Rs	Rs	Rs	Rs	Rs
PERFUMERY ( <i>not being</i> ESSENTIAL OILS AND PERFUMED SPIRITS)	—	—	—	—	—	11,369	8,484	24,695	10,108	12,468
ESSENTIAL OILS . . . . .	324	266	416	860	300	22,202	12,814	24,086	49,434	15,604
<b>TEXTILES—</b>										
<b>Cotton—</b>										
Twist and yarn . . . . . Lbs.	19,682	13,700	5,000	20,300	8,900	23,775	15,135	4,300	13,400	7,350
<b>Manufactures—</b>										
<b>Piecegoods—</b>										
Grey (unbleached) . . . . . Yards	273,740	605,050	526,922	76,366	463,812	73,795	1,35,030	1,17,460	16,031	77,326
White (bleached) . . . . . "	118,479	66,967	16,504	73,612	120,211	40,431	24,580	4,205	10,290	30,112
Coloured, printed, or dyed . . . . . "	291,575	131,399	215,787	441,382	815,366	88,354	45,340	55,029	93,382	64,348
Fents of all descrip- tions . . . . . "	—	—	—	24,142	—	—	—	—	6,520	—
Total Piecegoods . . . . .	683,794	803,406	759,213	615,502	899,389	2,02,580	2,05,850	1,76,694	1,37,823	1,71,846
Other sorts of manu- factures . . . . . Value	—	—	—	—	—	6,184	6,839	2,957	3,570	4,265
Total Cotton manu- factures ( <i>including</i> Twist and yarn) . . . . .	—	—	—	—	—	2,32,539	2,27,824	1,88,411	1,54,793	1,83,461
<b>Haberdashery and Millinery . . . . .</b>										
Manufatures . . . . .	—	—	—	—	—	17,120	15,082	6,630	15,400	22,340
<b>Woolen—</b>										
Manufatures . . . . .	—	—	—	—	—	14,955	18,505	10,100	67,277	1,37,338
Woolen manufactures . . . . .	—	—	—	—	—	12,641	7,860	5,170	10,031	8,873
<b>Other textiles—</b>										
Manufactured . . . . .	—	—	—	—	—	50,750	33,047	62,803	76,879	2,67,624
TOBACCO . . . . . Lbs.	2,939	931	3,127	1,559	10,971	10,186	4,685	9,210	6,701	20,884
ALL OTHER ARTICLES OF MERCHANDISE . . . . . Value	—	—	—	—	—	78,347	64,430	80,106	60,166	47,375
GRAND TOTAL . . . . .	—	—	—	—	—	6,31,773	5,55,149	5,41,828	6,18,047	8,34,443
GRAND TOTAL OF INDIAN AND FOREIGN MERCHANDISE . . . . .	—	—	—	—	—	1,42,71,430	1,31,40,977	82,63,264	67,44,566	73,46,236

No. 13—continued  
IRAQ  
IMPORTS THEREFROM

ARTICLES	QUANTITY					VALUE				
	1929-30	1930-31	1931-32	1932-33	1933-34	1929-30	1930-31	1931-32	1932-33	1933-34
<b>ANIMALS, LIVING—</b>						R	R	R	R	R
Horses . . . . No.	556	452	904	610	721	1,73,075	1,36,800	2,70,800	1,91,900	2,17,900
Other kinds . . . . "	19	5	7	8	10	3,310	1,200	210	400	630
Total Animals, living . . "	575	457	1,011	618	731	1,76,385	1,37,500	2,70,510	1,92,300	2,18,530
<b>APPAREL (excluding HOSIERY AND BOOTS AND SHOES) . Value</b>	—	—	—	—	—	4,974	62,945	37,692	1,842	721
<b>BUILDING AND ENGINEERING MATERIALS OTHER THAN OF IRON, STEEL OR WOOD—</b>										
Asphalt . . . . Tons	2,765	2,044	..	..	14	1,29,482	1,35,212	7	5	799
Other sorts . . . . Value	—	—	—	—	—	3,233	46	..	..	5
Total . . . . "	—	—	—	—	—	1,32,710	1,35,258	7	5	804
<b>DRUGS AND MEDICINES (excluding CHEMICALS AND NARCOTICS) . . . . "</b>	—	—	—	—	—	65,480	75,344	50,878	10,114	2,136
<b>DYEING AND TANNING SUBSTANCES . . . . "</b>	—	—	—	—	—	31,770	35,990	40,622	48,047	67,520
<b>FRUITS AND VEGETABLES—</b>										
Fruits and vegetables: dried, salted, or preserved, not being canned or bottled—										
Almonds . . . . Tons	124	299	22	14	12	3,10,611	4,71,205	20,768	12,776	4,514
Currants and raisins . . "	4	27	22	2	87	915	11,111	2,568	550	21,696
Dates . . . . "	42,060	45,221	41,451	37,345	25,715	57,36,843	44,79,475	40,13,517	32,59,559	20,23,037
Others . . . . Value	—	—	—	—	—	5,623	11,913	3,998	3,343	1,339
Total Fruits and Vegetables . . "	—	—	—	—	—	60,08,992	49,73,794	40,49,846	32,76,233	20,50,568
<b>GRAIN, PULSE, AND FLOUR—</b>										
Barley . . . . Tons	306	150	..	..	4,487	36,179	12,402	..	..	4,34,807
Beans, dry . . . . "	131	365	461	340	73	25,523	60,225	53,147	53,365	14,575
Jowar and Bajra . . . . "	3,031	196	7	73	700	6,04,597	22,415	700	7,900	57,139
Pulse . . . . "	5,816	4,414	6,153	2,180	5,351	10,00,141	6,87,571	7,50,337	2,77,143	6,41,606
Wheat . . . . "	7,953	22,740	1,404	..	21	14,38,726	35,07,994	1,11,033	..	1,090
Other sorts . . . . "	416	120	37	20	13	66,175	15,442	3,717	1,477	1,517
Total Grain, Pulse, and Flour . . . . "	18,258	27,935	8,092	2,622	10,645	31,71,346	43,06,049	9,10,454	3,39,335	11,51,444
<b>HARDWARE, excluding CUTLERY AND ELECTROPLATED WARE . . . . Value</b>	—	—	—	—	—	37,836	18,993	16,168	16,751	15,516
<b>HIDES AND SKINS, RAW—</b>										
Hides, raw . . . . { Tons	97	5	29	8	259	1,26,331	4,435	23,137	3,941	67,016
—No.	—23,798	—1,330	—3,540	—1,542	—71,849					
Skins, raw . . . . { Tons	95	43	100	346	394	71,320	29,213	43,536	1,21,462	1,31,639
—No.	—102,746	—44,201	—35,633	—271,672	—923,345					
Total Hides and Skins, Raw . . . . { Tons	192	48	129	354	653	1,97,651	33,708	71,723	1,25,403	1,98,704
—No.	—131,544	—46,031	—34,223	—273,214	—395,694					
<b>METALS AND ORES—</b>										
Brass, Bronze, and similar alloys and manufactures thereof . . . . Cwts.	1,234	1,075	246	159	1,234	33,306	29,792	5,736	2,124	10,105

## IMPORTS THEREFROM—continued

ARTICLES	QUANTITY					VALUE				
	1929-30	1930-31	1931-32	1932-33	1933-34	1929-30	1930-31	1931-32	1932-33	1933-34
<b>METALS AND ORES—</b>						R	R	R	R	R
<b>Copper—</b>										
Old, for re-manufacture Cwts.	756	898	514	121	335	25,820	31,077	15,916	2,598	6,582
Other sorts . . . "	32	17	--	8	66	1,110	1,063	--	400	10,202
<b>Total Copper . . . "</b>	<b>788</b>	<b>915</b>	<b>514</b>	<b>129</b>	<b>401</b>	<b>26,930</b>	<b>32,140</b>	<b>15,916</b>	<b>2,998</b>	<b>16,784</b>
German Silver . . . "	--	--	--	55	85	--	--	--	49,438	67,502
Other Metals . . . Tons	167	25	125	12	71	12,307	25,012	8,739	3,866	3,823
<b>Total Metals (excluding   Gross) . . . . . "</b>	<b>272</b>	<b>437</b>	<b>163</b>	<b>36</b>	<b>144</b>	<b>75,220</b>	<b>89,474</b>	<b>30,472</b>	<b>58,421</b>	<b>1,38,603</b>
<b>PROVISIONS AND OILMAN'S STORES (including FISH AND FRUITS AND VEGETABLES, CANNED OR BOTTLED)—</b>										
Ghi . . . . . Cwts.	145	100	442	20	0	10,046	6,605	25,487	2,030	602
Other sorts . . . . . Value	--	--	--	--	--	7,304	10,178	6,557	5,321	3,252
<b>Total Provisions and Oil-   man's Stores . . . . . "</b>	<b>--</b>	<b>--</b>	<b>--</b>	<b>--</b>	<b>--</b>	<b>17,350</b>	<b>17,083</b>	<b>32,044</b>	<b>7,351</b>	<b>3,854</b>
<b>SEEDS—</b>										
<b>Oil-seeds—</b>										
Essential . . . . . Tons	4	--	9	2	5	10,028	4	3,648	1,721	4,706
Non-essential . . . . "	267	107	94	2	--	57,492	14,250	7,979	201	--
Other than oil-seeds . . . "	3	6	1	1	--	1,417	950	2,524	124	20
<b>Total Seeds . . . . . "</b>	<b>274</b>	<b>113</b>	<b>104</b>	<b>5</b>	<b>5</b>	<b>68,937</b>	<b>15,244</b>	<b>14,151</b>	<b>2,046</b>	<b>4,726</b>
<b>TEA—</b>										
Black . . . . . lbs.	--	30,460	43	23,473	35	--	29,132	80	11,747	17
<b>TEXTILES—</b>										
<b>Cotton—</b>										
Raw . . . . . Tons	47	--	11	3	9	66,750	--	8,787	1,120	3,750
Cotton manufactures (including Twist and Yarn) Value	--	--	--	--	--	18,727	6,213	16,269	4,538	8,328
Wool—										
Raw . . . . . Lbs.	86,688	81,024	502,764	396,310	2,576	20,040	25,300	1,38,000	1,19,392	870
Manufactures—										
Carpets and floor-rugs . . . "	3,727	6,411	5,974	5,447	5,112	10,769	14,880	15,408	10,377	10,582
Artificial silk— Piecegoods of cotton and artificial silk . . . . . Yards	524	5,551	64,426	231,407	24,088	227	1,837	16,370	51,757	5,887
<b>VEHICLES, excluding LOCO- MOTIVES, ETC., FOR RAIL- WAYS—</b>										
Mechanically propelled vehicles (excluding railway locomotives and tractors) . . . . . Value	--	--	--	--	--	2,226	5,714	3,777	3,977	4,033
Ships, parts of . . . . . "	--	--	--	--	--	15	--	--	240	--
<b>POSTAL ARTICLES NOT SPECI- FIED . . . . . "</b>	<b>--</b>	<b>--</b>	<b>--</b>	<b>--</b>	<b>--</b>	<b>39,924</b>	<b>7,776</b>	<b>6,490</b>	<b>15,803</b>	<b>6,252</b>
<b>ALL OTHER ARTICLES OF MER- CHANDISE . . . . . "</b>	<b>--</b>	<b>--</b>	<b>--</b>	<b>--</b>	<b>--</b>	<b>82,457</b>	<b>72,074</b>	<b>41,238</b>	<b>20,293</b>	<b>43,165</b>
<b>GRAND TOTAL . . . . . "</b>	<b>--</b>	<b>--</b>	<b>--</b>	<b>--</b>	<b>--</b>	<b>1,02,38,855</b>	<b>1,00,08,158</b>	<b>57,89,340</b>	<b>49,26,648</b>	<b>90,96,295</b>

No. 13—continued  
 IRAQ—continued  
 EXPORTS THERETO

## INDIAN MERCHANDISE

ARTICLES	QUANTITY					VALUE				
	1929-30	1930-31	1931-32	1932-33	1933-34	1929-30	1930-31	1931-32	1932-33	1933-34
						R	R	R	R	R
BOOTS AND SHOES . . . Pairs	967	3,251	4,489	868	100	2,425	14,955	9,460	3,083	200
CANDLES OF ALL KINDS . . Lbs.	286,245	222,047	210,392	43,238	1,88,549	80,561	62,475	59,197	12,161	39,024
CHEMICALS AND CHEMICAL PREPARATIONS . . . Value	—	—	—	—	—	13,540	5,446	4,508	2,788	1,903
COFFEE . . . . . Cwts.	8,858	8,159	5,526	6,053	4,561	7,70,729	5,81,520	3,25,860	3,63,386	2,52,074
COIR, MANUFACTURED (excluding ROPS) . . . Tons	134	232	158	100	113	41,130	63,495	52,770	33,530	19,130
CORDAGE AND ROPE OF VEGETABLE FIBRE (excluding JUTE AND COTTON) . . Cwts.	1,790	2,661	2,213	2,220	1,027	24,852	26,776	18,012	18,482	17,202
DRUGS AND MEDICINES (excluding CHEMICALS AND NARCOTICS) . . . Value	—	—	—	—	—	31,139	23,676	71,940	17,231	12,898
<b>DYEING AND TANNING SUBSTANCES—</b>										
Indigo . . . . . Cwts.	85	169	26	8	..	26,175	46,602	4,004	920	..
Turmeric . . . . . "	3,533	5,340	3,330	2,797	5,330	87,553	1,34,773	67,670	56,187	82,545
Other sorts . . . . . "	1,750	576	211	295	85	58,335	10,145	1,551	2,509	701
Total Dyeing and Tanning substances . . . . . "	5,418	6,085	3,573	3,100	5,474	1,42,563	1,91,520	74,215	69,016	89,309
<b>FRUITS AND VEGETABLES—</b>										
Fresh fruits and Vegetables . . . . . "	—	—	—	—	—	1,54,320	1,18,356	1,02,432	1,20,464	1,25,716
Fruits and vegetables, dried, salted or preserved, all sorts . . . Tons	1,274	898	757	1,733	257	2,48,024	1,48,209	1,14,885	2,30,705	1,02,736
<b>FURNITURE AND CABINET-WARE . . . Value</b>										
GLASS AND GLASSWARE . . . "	—	—	—	—	—	7,850	12,208	4,794	2,111	757
<b>GRAIN, PULSE AND FLOUR—</b>										
<b>Pulse—</b>										
Lentils . . . . . Tons	88	17	3	50	132	21,405	4,718	737	8,150	20,500
Other sorts . . . . . "	215	65	56	59	90	39,100	8,700	8,857	7,025	10,040
Total Pulse . . . . . "	301	72	59	109	222	60,505	13,478	9,694	15,175	30,542
<b>Rice not in the husk—</b>										
Bolled rice . . . . . "	644	148	156	232	25	1,20,856	23,420	18,630	50,784	4,312
Cleaned rice . . . . . "	638	81	64	54	14	1,31,174	21,079	12,006	17,891	2,462
Other sorts . . . . . "	..	..	..	2	..	125	37	..	385	..
Total Rice not in the husk . . . . . "	1,282	229	220	288	39	2,51,955	44,536	31,736	69,060	6,774
<b>Wheat flour . . . . . "</b>										
Other sorts . . . . . "	3	..	..	1	..	1,052	893	602	591	963
Total Grain, Pulse and Flour . . . . . "	2,374	416	328	438	286	5,75,103	80,731	60,841	84,565	42,483
<b>HANDTARE AND CUTLERY, including PLATEDWARE . Value</b>										
	—	—	—	—	—	18,256	29,505	10,535	16,356	20,501



No. 13—continued  
 IRAQ—continued  
 EXPORTS THERE TO—continued

INDIAN MERCHANDISE—continued

ARTICLES	QUANTITY					VALUE				
	1929-30	1930-31	1931-32	1932-33	1933-34	1929-30	1930-31	1931-32	1932-33	1933-34
<b>LEATHER—</b>										
Hides, tanned or dressed—										
Buffalo hides . . .	Tons 20	20	18	10	18	} 89,070	} 33,010	} 26,438	} 17,158	} 23,000
	=No. =2,925	=3,309	=3,525	=2,732	=2,808					
Other sorts . . .	Tons 1	--	--	--	1	} 6,075	} 880	} 795	} 4,050	} 8,049
	=No. =706	=317	=222	=1,501	=1,176					
Skins Tanned or dressed	Tons ..	..	..	..	..	} ..	} ..	} ..	} ..	} 138
	=No. ..	..	..	..	156					
Total Hides, skins Tanned or Dressed	Tons 21	20	18	10	19	} 45,145	} 33,890	} 27,233	} 21,208	} 26,187
	=No. =3,631	=3,626	=3,747	=4,233	=4,185					
Unwrought . . .	Cwts. 1,733	1,451	1,656	1,508	1,179	2,65,416	1,74,665	2,04,558	1,59,617	1,28,967
Manufactures (excluding boots and shoes)	Value --	--	--	--	--	14,704	18,167	12,285	13,284	14,661
Total Leather ..	--	--	--	--	--	2,25,265	2,26,722	2,44,078	1,94,109	1,69,815
<b>MINERALS AND ORES—</b>										
Copper . . .	Cwts. 46	38	87	5	3	6,178	3,780	12,525	240	800
Iron or Steel . . .	Tons 87	18	1	13	20	16,802	1,790	541	2,150	3,020
Other sorts . . .	" 48	6	4	2	43	1,38,105	1,01,835	37,820	2,715	13,936
Total Metals and Ores ..	137	26	9	15	63	1,51,985	1,07,355	50,886	5,105	17,306
<b>PROVISIONS AND OILMAN'S STORES—</b>										
Butter . . .	Cwts. 92	75	57	39	31	11,255	8,685	6,520	4,185	2,839
Pickles, chutnies, and condiments . . .	" 989	892	1,071	1,422	1,618	23,406	21,492	21,778	25,936	27,382
Other sorts of provisions .	Value --	--	--	--	--	24,304	61,524	20,025	21,845	19,681
Total Provisions and Oilman's stores . . .	--	--	--	--	--	58,965	91,702	49,323	51,966	49,952
<b>SEEDS—</b>										
Oil seeds —										
Non-essential —										
Copra or cocoanut kernel . . .	Tons 28	22	18	30	23	11,070	10,850	8,472	11,785	7,254
Groundnuts . . .	" 60	44	40	41	62	15,952	10,927	10,105	11,300	12,151
Other sorts . . .	" 1	4	--	1	1	490	595	315	247	240
Total Non-essential . . .	84	70	58	72	86	27,512	21,772	18,892	23,332	19,645
Other sorts . . .	" 5	4	2	2	2	3,126	2,146	612	725	582
Total Seeds . . .	89	74	60	74	88	30,638	23,913	19,704	24,117	20,227
SOAP . . .	Cwts. 18,547	20,367	12,164	18,711	14,442	3,98,800	3,68,922	2,05,218	2,14,539	1,93,529
<b>SPICES—</b>										
Cardamoms . . .	" 149	126	54	113	155	28,971	22,247	7,614	16,394	21,700
Ginger . . .	" 293	521	436	289	253	10,283	15,476	11,598	7,626	6,055
Pepper . . .	" 1,539	1,976	880	1,399	704	1,19,597	1,32,539	42,180	64,321	27,565
Other sorts . . .	" 78	122	407	100	136	1,845	2,910	7,426	1,531	2,287
Total Spices . . .	2,058	2,745	1,777	1,842	1,248	1,60,696	1,73,172	68,818	89,872	57,607

No. 13—continued  
 IRAQ—continued  
 EXPORTS THERE TO—continued

## INDIAN MERCHANDISE—continued

ARTICLES	QUANTITY					VALUE				
	1929-30	1930-31	1931-32	1932-33	1933-34	1929-30	1930-31	1931-32	1932-33	1933-34
<b>SUGAR—</b>						R	R	R	R	R
Sugar, 16 Dutch Standard and above (a) . . . Cwts.	29	—	—	—	—	11,798	—	—	—	—
Other sorts . . . . "	2	14	11	3	2	530	6,290	4,550	880	670
Total Sugar . . . . "	31	14	11	3	2	12,358	6,290	4,550	880	670
<b>TEA, BLACK . . . . Lbs.</b>	1,502,979	1,160,798	915,271	505,071	508,476	9,92,316	7,24,896	4,77,949	2,49,171	2,05,662
<b>TEXTILES—</b>										
<b>Cotton—</b>										
Waste . . . . Cwts.	2,867	1,164	1,147	1,723	2,762	53,878	28,048	24,839	20,101	39,657
Twist and yarn . . . Lbs.	1,359,904	1,136,421	1,702,200	1,099,000	805,500	9,72,807	5,43,917	7,30,684	4,57,250	3,18,758
<b>Manufactures—</b>										
<b>Piecegoods—</b>										
Grey (unbleached) . Yards	425,921	131,999	6,760	111,320	129,657	1,03,497	25,838	2,570	32,122	37,116
White (bleached) . . "	49,800	11,172	17,062	27,938	57,206	8,400	5,960	6,800	10,826	22,800
Coloured, printed, or dyed . . . . "	12,469,898	8,756,565	12,747,992	4,927,469	4,562,673	37,11,847	29,04,510	36,74,697	12,73,010	8,92,805
Total Piecegoods . . . "	12,944,859	8,899,136	12,771,814	5,066,727	4,749,536	38,23,144	29,36,808	36,84,067	13,16,858	9,52,221
Thread, sewing . . . Lbs.	8,290	7,295	13,833	10,897	12,923	11,993	9,255	17,402	11,535	14,275
Other sorts of manufactures . . . Value	—	—	—	—	—	13,651	17,464	3,893	1,673	3,254
Total Cotton manufactures (including twist and yarn) . . . . "	—	—	—	—	—	48,20,695	35,06,974	44,35,956	17,87,316	12,88,508
Gaberdashery and Millinery . . . . "	—	—	—	—	—	81,380	1,800	5,195	5,082	6,895
<b>Jute—</b>										
<b>Manufactures—</b>										
Gunny-bags . . . No.	1,576,774	1,415,630	1,244,544	868,114	1,118,567	7,70,018	5,89,899	4,78,514	2,57,212	2,97,680
„ cloth . . . Yards	523,000	703,300	1,016,160	719,592	473,500	1,14,232	94,675	1,39,885	1,02,516	72,824
Rope and twine . . Cwts.	1,644	1,639	944	988	487	46,334	27,609	12,097	12,807	6,595
Other kinds . . . Value	4,824	241	—	4,030	314	3,196	1,860	210	1,880	3,345
Total Jute manufactures (including twist and yarn) . . . . "	—	—	—	—	—	9,33,380	7,18,743	6,31,006	3,73,915	3,80,444
<b>Wool—</b>										
Woollen manufactures . . .	—	—	—	—	—	26,507	1,561	2,723	1,040	175
<b>Tobacco . Lbs.</b>	5,143	3,369	2,988	3,449	1,347	10,128	4,703	3,028	5,248	2,698
<b>WOOD AND TIMBER—</b>										
Teak wood . . . Cubic Tons	556	586	338	687	857	1,09,977	1,41,951	61,053	1,22,517	1,33,644
Other kinds of wood and timber . . . Value	—	—	—	—	—	80,676	60,923	31,986	62,123	26,907
Manufactures of wood other than furniture and cabinet ware . . . . "	—	—	—	—	—	13,690	15,686	10,433	28,974	68,032
Total Wood and Timber . . . "	—	—	—	—	—	2,04,343	2,18,610	1,03,472	2,13,614	2,76,583
<b>POSTAL ARTICLES . . . . "</b>	—	—	—	—	—	6,97,776	4,14,515	2,91,322	4,64,728	2,11,173
<b>ALL OTHER ARTICLES OF MERCHANDISE . . . . "</b>	—	—	—	—	—	5,27,116	4,32,786	3,80,972	5,55,898	3,07,124
<b>GRAND TOTAL . . . . "</b>	—	—	—	—	—	1,15,57,095	83,46,732	78,90,505	52,40,137	40,25,470

(a) Subdivided from 1930-31.

## EXPORTS THERETO—continued

## FOREIGN MERCHANDISE

ARTICLES	QUANTITY					VALUE				
	1929-30	1930-31	1931-32	1932-33	1933-34	1929-30	1930-31	1931-32	1932-33	1933-34
						R	R	R	R	R
APPAREL (including DRESSERY, UNIFORMS ACCOUTREMENTS, BUT excluding GOSYERY AND BOOTS AND SHOES) . . . . . Value	—	—	—	—	—	1,57,418	76,050	72,769	81,143	36,134
BOOTS AND SHOES . . . . . Pairs	937	15,270	61,722	32,274	6,062	1,877	10,220	41,729	10,703	2,705
BUILDING AND ENGINEERING MATERIALS, other than of IRON, STEEL, OR WOOD . . . . . Value	—	—	—	—	—	5,158	2,325	2,101	11,998	14,754
CHEMICALS AND CHEMICAL PREPARATIONS (excluding CHEMICAL MANURES AND MEDICINES) . . . . . "	—	—	—	—	—	27,020	8,229	6,728	7,151	7,000
COAL AND COKE . . . . . Tons	2,676	3,618	1,373	135	263	51,032	68,052	34,005	3,618	4,949
COFFEE . . . . . Cwts.	1,795	1,586	916	..	..	1,01,624	86,641	30,231	..	..
DRUGS AND MEDICINES (excluding CHEMICAL AND NARCOTICS) . . . . . "	—	—	—	—	—	17,879	5,281	3,034	10,005	5,244
FRUITS AND VEGETABLES . . . . . "	—	—	—	—	—	15,607	10,516	20,055	13,315	16,021
GLASS AND GLASSWARE . . . . . "	—	—	—	—	—	23,215	9,690	10,713	0,718	6,640
GUMS AND RESINS—										
Olibanum or frankincense Cwts.	401	316	344	220	347	11,690	10,225	0,000	6,725	7,159
Other sorts . . . . . "	316	451	321	177	107	11,325	12,085	11,030	7,431	3,771
Total Gums and Resins . . . . . "	717	767	665	400	514	23,015	22,260	21,680	14,156	10,931
HARDWARE (excluding CUTLERY AND ELECTROPLATED WARE) . . . . . Value	—	—	—	—	—	91,290	85,779	87,382	36,241	64,470
INSTRUMENTS, APPARATUS, AND APPLIANCES, AND PARTS THEREOF—										
Electrical . . . . . "	—	—	—	—	—	30,168	13,323	11,873	4,888	12,646
Other kinds . . . . . "	—	—	—	—	—	11,164	8,107	2,422	1,671	10,316
Total Instruments, etc. . . . . "	—	—	—	—	—	41,332	21,429	14,295	6,559	22,962
MACHINERY AND MILLWORK . . . . . "	—	—	—	—	—	23,182	13,927	10,181	20,034	0,111
METALS AND ORES—										
Iron or Steel . . . . . Tons	31	17	7	23	117	12,973	7,675	3,192	6,207	19,561
Tin, unwrought . . . . . Cwts.	176	293	184	97	26	25,365	36,200	21,450	9,370	3,042
Others . . . . . Tons	17	5	37	447	30	48,613	11,705	80,437	84,862	1,32,714
Total Metals and Ores . . . . . "	50	36	53	575	148	87,451	55,670	1,05,079	1,00,439	1,51,337
OLDS—										
Mineral . . . . . Gals.	36,338	35,967	25,259	20,130	33,793	1,00,604	72,300	71,954	57,470	93,037
Other sorts . . . . . "	1,510	..	760	25	762	8,550	..	1,350	97	1,309
Total Oils . . . . . "	37,848	35,967	26,019	20,155	34,555	1,09,154	72,300	73,304	57,567	94,346

## No. 13—continued

## IRAQ—concluded

## EXPORTS THERE TO—concluded

## FOREIGN MERCHANDISE—concluded

ARTICLES	QUANTITY					VALUE				
	1929-30	1930-31	1931-32	1932-33	1933-34	1929-30	1930-31	1931-32	1932-33	1933-34
<b>RUBBER—</b>						R	R	R	R	R
Manufactures . . . . . Value	—	—	—	—	—	17,24,146	12,13,158	14,18,040	6,08,041	10,286
SPICES . . . . . Cwts.	336	604	480	977	939	14,663	20,478	21,543	40,043	25,790
<b>SUGAR—</b>										
Sugar, 16 Dutch Standard and above (a) . . . . .	1,196	—	—	—	—	2,83,207	—	—	—	—
Sugar 23 D. S. and above . . . . .	—	239	490	86	105	—	43,767	1,26,817	4,150	16,630
<b>TEXTILES—</b>										
<b>Cotton—</b>										
Twist and yarn . . . . . Lbs.	23,385	10,000	25,772	3,600	8,100	42,537	11,735	27,148	3,050	7,100
<b>Manufactures—</b>										
Handkerchiefs and Shawls in the piece . . . . . No.	..	..	18,300	10,800	82,316	..	..	1,675	1,020	13,103
<b>Piecegoods—</b>										
Grey (unbleached) . . . . . Yards	3,911,996	4,789,680	2,773,100	2,970,400	1,443,800	10,40,085	11,42,864	5,32,857	6,80,213	3,52,320
White (bleached) . . . . .	130,047	850,459	375,418	969,107	1,302,402	86,390	1,83,206	79,935	1,80,007	2,70,665
Coloured, printed, or dyed . . . . .	615,462	885,482	862,837	2,351,186	2,275,327	1,90,054	1,99,575	1,78,804	4,28,302	4,81,091
Total Piecegoods . . . . .	4,657,499	6,475,621	4,001,855	6,290,753	5,021,529	12,45,529	16,25,705	8,81,480	12,07,042	11,04,906
Other sorts of manufactures . . . . . Value	—	—	—	—	—	8,029	8,381	11,540	4,218	2,002
Total Cotton manufactures (including twist and yarn) . . . . .	—	—	—	—	—	12,96,095	15,40,771	9,20,849	18,06,630	11,27,750
<b>Haberdashery and Millinery . . . . .</b>	—	—	—	—	—	29,795	23,348	21,812	17,473	9,459
<b>Silk—</b>										
Raw . . . . . Lbs.	679	2,849	200	..	663	8,050	14,600	800	..	1,580
<b>Manufactures—</b>										
Piecegoods . . . . . Yards	45,095	2,664	18,336	16,249	38,211	35,965	2,290	16,474	12,530	20,220
Other sorts . . . . . Value	—	—	—	—	—	..	..	..	..	300
Total Silk manufactures . . . . .	—	—	—	—	—	35,965	2,290	16,474	12,530	20,520
<b>Wool—</b>										
Woolen manufactures . . . . .	—	—	—	—	—	19,320	2,738	6,050	9,975	8,001
<b>Other textiles—</b>										
Manufactures . . . . .	—	—	—	—	—	28,115	10,195	4,50,382	2,40,668	8,64,669
<b>VEHICLES (excluding LOCOMOTIVES, ETC., FOR RAILWAYS) . . . . .</b>	—	—	—	—	—	21,111	11,588	8,464	3,785	3,739
<b>POSTAL ARTICLES . . . . .</b>	—	—	—	—	—	2,46,120	1,05,732	1,00,696	31,745	..
<b>ALL OTHER ARTICLES OF MERCHANDISE . . . . .</b>	—	—	—	—	—	1,02,481	74,007	59,884	47,570	62,147
<b>GRAND TOTAL . . . . .</b>	—	—	—	—	—	45,86,523	35,86,721	36,51,586	25,62,862	26,01,249
<b>GRAND TOTAL OF INDIAN AND FOREIGN MERCHANDISE . . . . .</b>	—	—	—	—	—	1,01,43,618	1,19,33,458	1,15,42,091	78,92,096	56,26,719

(a) Shown under new head from 1930-31.



No. 13—continued

## MASKAT TERRITORY AND TRUCIAL OMAN—continued

## EXPORTS THERETO

## INDIAN MERCHANDISE

ARTICLES	QUANTITY					VALUE				
	1929-30	1930-31	1931-32	1932-33	1933-34	1929-30	1930-31	1931-32	1932-33	1933-34
						R	R	R	R	R
APPAREL (including DRAPEY, UNIFORMS, ACCOUTREMENTS, BUT ex- cluding HOSIERY AND BOOTS AND SHOES) . Value	—	—	—	—	—	1,400	761	1,835	10,915	26,076
BOOTS AND SHOES . . Pairs	8,808	7,532	6,081	9,306	5,166	13,934	10,996	10,162	12,764	4,467
COIR, MANUFACTURED (ex- cluding ROPE) . Tons	62	82	32	93	42	18,408	6,014	6,607	16,047	6,738
CORDAGE AND ROPE OF VEGETABLE FIBRE (excluding JUTE AND COTTON). . Cwts.	2,000	813	1,501	2,802	661	40,839	11,051	23,674	27,152	8,808
DYEING AND TANNING SUBSTANCES—										
Turmeric . . . Cwts.	1,278	1,493	1,207	1,462	1,545	85,142	84,266	22,625	24,228	27,368
FODDER, BRAN AND POL- LARDS (excluding oilcake) Tons	315	106	108	105	111	31,727	7,744	7,793	5,874	7,100
FRUITS AND VEGETABLES—										
Fresh fruits and vege- tables . Value	—	—	—	—	—	9,212	7,344	11,146	13,253	28,477
Fruits and vegetables: dried, salted, or pre- served, all sorts . Tons	295	232	109	321	193	57,950	35,373	21,513	43,168	21,131
Total Fruits and Vegetables . Value	—	—	—	—	—	67,162	42,617	32,659	56,421	49,608
GRAIN, PULSE AND FLOUR—										
Barley . . . Tons	283	41	59	146	18	34,706	4,622	4,730	11,131	1,326
Jowar and bajra . . "	517	277	532	361	337	33,508	40,338	48,151	30,410	27,313
Pulse—										
Gram . . . "	93	122	80	58	93	12,059	15,617	8,316	5,729	8,615
Lentils . . . "	37	38	18	14	22	10,109	7,617	3,269	2,176	3,865
Other sorts . . . "	43	31	30	27	36	8,923	6,772	4,445	3,736	4,674
Total Pulse . . . "	173	186	128	99	151	31,091	30,006	16,030	11,641	17,154
Rice not in the husk—										
Bolled rice . . . "	21,128	21,142	17,778	20,086	15,412	39,94,101	33,44,832	21,95,275	23,75,163	15,60,927
Cleaned rice . . . "	1,417	1,079	902	653	1,121	2,98,794	1,95,020	1,36,316	85,489	1,25,743
Broken cleaned rice . . "	139	152	137	210	107	26,020	13,375	11,266	17,501	15,500
Other sorts . . . "	..	1	..	..	..	..	125	..	..	20
Total Rice not in the husk ..	22,734	22,374	18,817	21,849	16,730	43,18,915	35,57,852	22,82,857	24,78,138	17,02,190
Rice flour and ground rice ..	108	108	66	90	101	20,484	12,620	5,732	7,967	9,374
Wheat . . . "	900	885	830	387	327	1,50,606	1,02,466	70,659	36,212	30,030
.. flour . . . "	3,077	2,966	3,114	2,708	2,095	9,03,586	4,00,627	2,39,792	2,63,206	2,02,517
Other sorts . . . "	12	14	9	9	18	1,534	1,590	810	640	1,286
Total Grain, Pulse and Flour ..	27,604	26,846	23,555	25,649	19,777	52,44,489	41,51,121	27,18,671	28,39,345	19,01,239
HARDWARE AND OUT- LETT, including PLATED WARE . . . Value	—	—	—	—	—	35,206	14,015	15,039	13,536	10,335

MASKAT TERRITORY AND TRUCIAL OMAN—continued

EXPORTS THERETO—continued

INDIAN MERCHANDISE—continued

ARTICLES	QUANTITY					VALUE				
	1929-30	1930-31	1931-32	1932-33	1933-34	1929-30	1930-31	1931-32	1932-33	1933-34
						R	R	R	R	R
<b>METALS AND ORES—</b>										
<b>Iron or Steel—</b>										
Nails, screws, rivets, and washers . . . Tons	81	28	35	22	23	15,702	8,863	9,602	6,850	7,011
Other manufactures . . "	16	4	8	10	0	7,307	2,588	3,160	2,802	1,470
<b>Total Iron or steel . . "</b>	<b>47</b>	<b>32</b>	<b>43</b>	<b>32</b>	<b>20</b>	<b>23,009</b>	<b>11,449</b>	<b>12,771</b>	<b>9,652</b>	<b>8,481</b>
Metals, unenumerated Cwts.	120	80	1	40	9	14,840	9,080	2,410	1,020	916
<b>Total Metals and ores Tons</b>	<b>53</b>	<b>36</b>	<b>43</b>	<b>34</b>	<b>32</b>	<b>37,849</b>	<b>20,529</b>	<b>15,181</b>	<b>11,672</b>	<b>10,398</b>
<b>Oils—</b>										
<b>Vegetable, non-essential—</b>										
Sesamum (til or lin)ili "	50,725	49,212	20,854	33,073	44,710	1,41,038	1,05,440	34,750	53,941	65,465
Other sorts . . "	6,240	6,534	5,627	8,324	10,118	12,142	12,595	8,558	12,700	10,841
<b>Total Vegetable, non-essential "</b>	<b>62,065</b>	<b>55,746</b>	<b>26,481</b>	<b>42,207</b>	<b>54,834</b>	<b>1,53,180</b>	<b>1,18,035</b>	<b>43,614</b>	<b>66,650</b>	<b>76,306</b>
Other kinds . . "	682	99	..	..	12	1,367	420	..	..	18
<b>Total Oils "</b>	<b>63,647</b>	<b>55,845</b>	<b>26,481</b>	<b>42,207</b>	<b>54,840</b>	<b>1,54,547</b>	<b>1,18,455</b>	<b>43,614</b>	<b>66,650</b>	<b>76,324</b>
<b>PROVISIONS AND OILMAN'S STORES . . . Value</b>										
	--	--	--	--	--	18,600	10,656	7,124	5,834	9,902
<b>SEEDS—</b>										
<b>Oil-seeds—</b>										
<b>Essential—</b>										
Camlin (other than black) . . . Tons.	82	42	25	7	15	27,750	26,483	14,825	1,800	5,727
Other sorts . . "	17	23	15	11	15	8,035	9,323	6,596	4,017	4,569
<b>Total Seeds, essential "</b>	<b>49</b>	<b>65</b>	<b>40</b>	<b>18</b>	<b>30</b>	<b>36,385</b>	<b>37,809</b>	<b>21,421</b>	<b>6,507</b>	<b>10,296</b>
<b>Non-essential—</b>										
Sesamum (til or lin)ili "	52	5	11	14	10	15,734	1,330	2,451	4,835	4,091
Other sorts . . "	50	30	9	12	31	14,887	10,978	3,380	4,305	6,844
<b>Total seeds, non-essential . . "</b>	<b>162</b>	<b>44</b>	<b>20</b>	<b>26</b>	<b>47</b>	<b>30,621</b>	<b>12,308</b>	<b>5,837</b>	<b>9,230</b>	<b>10,935</b>
Other than oil-seeds . . "	..	..	1	..	..	..	305	285	185	248
<b>Total Seeds . . "</b>	<b>151</b>	<b>109</b>	<b>61</b>	<b>44</b>	<b>77</b>	<b>67,006</b>	<b>50,422</b>	<b>27,643</b>	<b>15,022</b>	<b>21,479</b>
<b>SPICES—</b>										
Cardamoms . . . Cwts.	75	64	30	48	55	21,600	17,912	7,860	8,517	10,340
Chillies . . . "	247	416	237	235	213	6,884	11,228	3,693	4,060	3,146
Pepper . . . "	209	192	134	230	77	18,738	12,565	12,670	11,631	3,916
Other sorts . . . "	301	351	304	412	345	11,155	11,246	9,197	9,451	7,525
<b>Total Spices . . "</b>	<b>832</b>	<b>1,023</b>	<b>824</b>	<b>984</b>	<b>600</b>	<b>58,374</b>	<b>52,891</b>	<b>33,420</b>	<b>33,600</b>	<b>24,931</b>

No. 13—continued

## MASKAT TERRITORY AND TRUCIAL OMAN—continued

## EXPORTS THERETO—continued

## INDIAN MERCHANDISE—concluded

ARTICLES	QUANTITY					VALUE				
	1929-30	1930-31	1931-32	1932-33	1933-34	1929-30	1930-31	1931-32	1932-33	1933-34
						R	R	R	R	R
TALLOW AND STEARINE (including GREASE AND ANIMAL FAT) . . . Cwts.	1,497	1,172	1,014	530	646	47,983	39,201	36,222	16,081	15,500
TARA, BLACK . . . Lbs.	62,182	68,591	89,271	129,474	118,150	47,723	45,582	39,446	37,722	61,653
TEXTILES—										
Cotton—										
Waste . . . Cwts.	853	302	113	300	611	14,534	8,340	1,966	4,325	6,270
Twist and yarn . . . Lbs.	212,910	195,820	182,976	140,270	141,310	1,75,910	1,40,867	1,20,845	89,171	78,009
Manufactures—										
Piecegoods—										
Grey (unbleached) Yards	141,420	75,887	83,632	20,310	22,080	49,492	34,665	25,883	7,130	6,550
White (bleached) . . . "	12,800	144	4,700	..	3,000	5,200	30	831	..	600
Coloured, printed, or dyed . . . "	2,603,265	2,045,956	3,098,971	1,374,443	2,036,232	7,89,878	5,50,826	6,91,331	2,84,155	4,07,135
Total Piecegoods . . . "	2,757,485	2,121,487	3,187,303	1,394,753	2,062,212	8,44,573	5,85,530	7,18,045	2,91,286	4,14,285
Other sorts of manufac- tures . . . Value	—	—	—	—	—	68,205	55,975	44,710	20,480	22,687
Total Cotton manufactures (including twist and yarn) . . . "	—	—	—	—	—	10,88,585	7,88,392	8,76,609	4,08,045	5,15,881
Hemp (chiefly Sann), raw Cwts.	2,396	2,390	2,790	2,212	1,547	47,091	46,339	35,323	23,326	18,418
Jute—										
Manufactures—										
Gunny bags . . . No.	82,845	51,110	151,250	157,675	119,045	35,772	18,492	46,705	39,165	30,475
Other kinds . . . Value	—	—	—	—	—	4,005	4,162	5,790	3,924	3,261
Total Jute manufactures . . . "	—	—	—	—	—	39,777	22,654	51,495	43,089	33,736
Silk—										
Raw . . . Lbs.	895	2,130	..	800	3,026	2,577	19,502	..	3,100	6,785
TOBACCO . . . "	72,465	66,570	54,367	50,678	28,613	20,716	17,731	15,517	20,093	8,763
WOOD AND TIMBER—										
Teak wood . . . Cubic Tons	157	74	11	18	27	14,772	8,091	1,228	1,395	3,196
Other kinds of wood and timber . . . Value	—	—	—	—	—	42,757	21,299	4,687	9,072	8,261
Manufactures of wood, other than furniture and cabinet ware . . . "	—	—	—	—	—	12,129	3,269	3,096	9,415	1,597
Total Wood and Timber . . . "	—	—	—	—	—	69,658	32,659	9,011	19,282	13,054
POSTAL ARTICLES . . . "	—	—	—	—	—	48,376	40,778	35,486	34,611	20,764
ALL OTHER ARTICLES OF MERCHANDISE . . . "	—	—	—	—	—	61,017	44,641	43,094	43,184	43,150
GRAND TOTAL . . . "	—	—	—	—	—	78,12,711	56,87,523	41,13,215	37,94,277	50,28,793



MASKAT TERRITORY AND TRUCIAL OMAN—continued

EXPORTS THERE TO—continued

ARTICLES	QUANTITY					VALUE				
	1929-30	1930-31	1931-32	1932-33	1933-34	1929-30	1930-31	1931-32	1932-33	1933-34
						R	R	R	R	R
APPAREL (including DRESSERY, UNIFORMS, ACCOUTREMENTS, BUT excluding HOSIERY AND BOOTS AND SHOES) . . . Value	—	—	—	—	—	17,710	4,903	1,850	2,506	2,942
COFFEE . . . Cwts.	3,553	828	348	..	..	2,05,127	50,134	19,625	..	..
CUTLERY . . . Value	—	—	—	—	—	13,440	4,845	5,095	2,725	2,830
DYEING AND TANNING SUBSTANCES—										
Cochineal . . . Cwts.	62	41	3	12	..	10,946	9,872	560	2,012	..
Othersorts . . . Value	—	—	—	—	—	4,679	1,685	1,724	3,884	4,075
Total of Dyeing and Tanning substances ..	—	—	—	—	—	15,625	11,557	2,283	5,896	4,075
HARDWARE (excluding OUTLERY AND ELECTRO PLATED WARE) ..	—	—	—	—	—	22,543	9,650	9,583	8,477	12,536
LIQUORS . . . Gals.	1,304	957	1,457	704	705	13,255	7,075	9,509	8,349	14,877
MATCHES . . . Gross of boxes	11,200	450	..	..	..	18,237	1,125	..	..	..
METALS AND ORES—										
Iron or Steel . . . Tons	66	77	41	34	45	21,049	22,570	12,411	9,581	12,292
Others . . . "	16	9	17	15	15	16,071	7,281	14,205	10,080	13,490
Total Metals and Ores . .	82	86	58	49	60	37,120	29,851	26,616	20,561	25,791
PRECIOUS STONES AND PEARLS, UNSET . Value	—	—	—	—	—	31,300	32,700	33,000	74,100	66,000
PROVISIONS AND OILMAN'S STORES . . . Cwts.	180	401	120	144	104	6,799	13,866	3,252	3,808	3,274
SPICES . . . "	154	548	148	451	292	6,465	16,233	3,806	12,816	8,256
SUGAR—										
16 Dutch standard and above (a) . . . Tons	964	—	—	—	—	1,30,247	—	—	—	—
23 Dutch standard and above . . . "	—	349	880	1,130	1,396	—	47,867	1,28,284	1,39,225	3,52,333
Other sorts . . . "	..	18	2	..	..	..	2,188	200	..	..
Total Sugar . . . "	964	362	882	1,130	1,396	1,30,247	50,065	1,28,484	1,39,225	3,52,333
TEA—										
Black . . . Libs.	..	..	2,232	1,559	14,424	..	..	1,325	1,072	10,270
TEXTILES—										
Cotton—										
Twist and Yarn . . . "	34,004	41,751	17,600	14,920	47,533	38,940	38,170	12,295	8,785	33,042
Manufactures—										
Hosiery . . . Value	—	—	—	—	—	8,247	7,149	6,509	2,605	3,425
Piecegoods—										
Grey (unbleached) Yards	824,728	332,200	314,359	536,736	304,463	2,09,400	78,704	60,220	1,10,274	2,05,217
White (bleached) "	581,784	363,934	534,096	369,110	452,810	1,56,172	90,407	1,12,328	77,002	99,571
Coloured, printed, or dyed . . . "	2,509,574	1,537,903	2,087,294	1,729,905	1,656,880	9,48,096	5,66,441	5,57,528	3,76,245	3,66,070
Fents of all descriptions . . . "	11,450	600	..	..	..	6,052	250	..	..	..
Total Piecegoods . . . "	3,927,534	2,234,637	2,935,749	2,635,801	2,914,159	13,19,720	7,41,802	7,30,086	5,72,581	6,70,858
Other sorts of manufactures . . . Value	—	—	—	—	—	3,960	1,002	400	3,000	1,119
Total Cotton manufactures (including twist and yarn) ..	—	—	—	—	—	13,70,873	7,88,723	7,49,290	5,86,971	7,09,344
Haberdashery and millinery . . . "	—	—	—	—	—	55,044	37,423	31,360	31,980	37,510

(a) Sub-divided from 1930-31.

No. 13—continued

## MASKAT TERRITORY AND TRUCIAL OMAN—concluded

EXPORTS THERETO—concluded

## FOREIGN MERCHANDISE—continued

ARTICLES	QUANTITY					VALUE				
	1929-30	1930-31	1931-32	1932-33	1933-34	1929-30	1930-31	1931-32	1932-33	1933-34
<b>TEXTILES—continued</b>						R	R	R	R	R
<b>Silk—</b>										
Manufactures— Silk yarn, noils, and warps . . . Lbs.	8,460	4,704	8,000	3,944	7,317	54,794	20,813	14,863	17,080	25,185
Other sorts . . . Value	—	—	—	—	—	9,395	1,960	800	2,175	5,852
Total Silk manufactures . . .	—	—	—	—	—	64,189	22,773	15,663	19,255	31,037
Woolen manufactures . . .	—	—	—	—	—	16,040	1,850	3,738	7,910	12,231
Other textiles— Manufactures . . .	—	—	—	—	—	11,800	1,000	17,859	14,585	1,75,870
TOBACCO, MANUFACTURED Lbs.	2,824	813	695	664	1,435	12,672	4,356	4,002	3,051	5,218
ALL OTHER ARTICLES OF MERCHANDISE . . . Value	—	—	—	—	—	1,04,714	80,274	73,443	71,274	1,05,118
GRAND TOTAL . . .	—	—	—	—	—	22,03,230	11,74,998	11,31,979	10,15,161	15,80,711
GRAND TOTAL OF INDIAN AND FOREIGN MERCHANDISE . . .	—	—	—	—	—	95,15,941	68,12,521	£2,45,194	48,09,438	40,09,503

## OTHER NATIVE STATES IN ARABIA

IMPORTS THEREFROM

ARTICLES	QUANTITY					VALUE				
	1929-30	1930-31	1931-32	1932-33	1933-34	1929-30	1930-31	1931-32	1932-33	1933-34
<b>COAL AND COKE—</b>						R	R	R	R	R
Coal . . . . . Tons	1,400	250	..	..	..	25,200	4,400	..	..	..
<b>DRUGS AND MEDICINES (ex- cluding CHEMICALS AND NARCOTICS) . . . Value</b>	—	—	—	—	—	11,119	10,460	2,738	523	860
<b>FISH (excluding CANNED FISH)—</b>										
Fish, dry, salted . . . Cwts.	1,419	526	3,342	1,513	140	21,403	9,537	18,180	11,402	1,280
Fish wet, salted (ngapl) . . .	..	..	..	2,684	11,814	..	..	..	15,458	74,010
Fishmaws and sharkfins . . .	884	518	3,042	2,994	1,202	13,569	6,132	31,575	18,601	4,102
Fish, other sorts . . .	..	37	17	..	631	..	155	70	..	2,034
Total Fish (excluding can- ned fish) . . .	2,303	1,031	6,401	7,191	13,787	34,972	15,874	49,831	45,459	81,430
<b>FRUITS AND VEGETABLES—</b>										
Fruits and vegetables : dried, salted, or pre- served, not being canned or bottled—										
Dates . . . . . Tons	488	182	170	48	1,189	88,171	31,627	30,600	7,920	1,30,284
Others . . . . .	..	..	1	..	..	25	2	901	5	..
Total Fruits and Vegeta- bles, dried, etc. . .	488	182	171	48	1,189	88,196	31,629	31,501	7,931	1,30,284
<b>GUMS AND RESINS—</b>										
Arabic . . . . . Cwts.	910	692	225	161	70	27,428	18,483	4,705	3,595	1,576
Olibanum or frankin- cense . . . . .	14,640	13,215	9,340	6,411	10,908	1,82,103	1,25,085	94,553	64,828	1,17,279
Other sorts . . . . .	..	7	..	3	15	..	90	..	101	425
Total Gums and Resins . . .	15,550	13,914	9,565	6,575	10,993	2,09,531	1,43,658	99,318	68,522	1,19,280
<b>HIDES AND SKINS, RAW</b> { Tons =No.	57 =114,929	4 =1,660	57 =79,008	30 =56,098	168 =356,127	57,595	3,450	31,520	20,241	1,78,810
<b>METALS AND ORES</b> Tons	4	6	37	8	4	2,721	3,722	11,980	4,031	1,749
<b>PAINTS AND PAINTERS' MATERIALS . . . Value</b>	—	—	—	—	—	18,963	17,315	2,236	1,901	1,570
<b>PRECIOUS STONES AND PEARLS, UNSET—</b>										
Pearls, unset . . . . .	—	—	—	—	—	46,000	83,550	17,503	9,800	40,228
<b>TEXTILES—</b>										
Wool, raw . . . . . Lbs.	136,690	16,800	115,102	160,730	11,424	85,022	6,000	25,870	1,03,900	2,920
<b>POSTAL ARTICLES NOT SPECIFIED . . . Value</b>	—	—	—	—	—	101	449	6	32	33
<b>ALL OTHER ARTICLES OF MERCHANDISE . . .</b>	—	—	—	—	—	50,295	50,029	31,829	23,882	20,692
GRAND TOTAL . . .	—	—	—	—	—	5,70,715	3,79,586	3,03,788	2,86,222	5,86,768

## OTHER NATIVE STATES IN ARABIA—continued

## EXPORTS THERETO

## INDIAN MERCHANDISE

ARTICLES	QUANTITY					VALUE				
	1929-30	1930-31	1931-32	1932-33	1933-34	1929-30	1930-31	1931-32	1932-33	1933-34
APPAREL (including DRAPERY, UNIFORMS, AND ACCOUTREMENTS, BUT excluding HOBBIERY AND BOOTS AND SHOES) . Value	—	—	—	—	—	R 12,250	R 3,050	R 1,430	R 9,680	R 8,728
BOOKS, PRINTED, AND PRINTED MATTER (NOT BEING STATIONERY) including MAPS AND CHARTS . Cwts.	2,389	88	6	22	38	12,400	4,965	650	3,051	3,730
BOOTS AND SHOES . Pairs	80,851	24,459	5,813	17,984	7,014	73,178	49,092	12,305	32,069	13,218
CHEMICALS AND CHEMICAL PREPARATIONS (excluding CHEMICAL MANURES AND MEDICINES) . Value	—	—	—	—	—	41,513	86,591	41,640	41,748	36,798
COFFEE . Cwts.	1,611	2,108	678	261	99	1,87,830	1,49,777	38,725	15,789	6,000
COIR, MANUFACTURED (excluding ROPE) . Tons	65	87	81	194	77	18,821	24,329	15,973	27,977	12,084
CORDAGE AND ROPE OF VEGETABLE FIBRE (excluding JUTE AND COTTON) . Cwts.	1,111	1,881	3,916	4,487	2,428	10,653	28,339	36,508	48,014	24,323
DRUGS AND MEDICINES (excluding CHEMICALS AND NARCOTICS) . Value	—	—	—	—	—	21,955	13,608	10,445	13,272	8,333
DYEING AND TANNING SUBSTANCES—										
Turmeric . Cwts.	993	1,660	2,031	2,324	2,119	80,304	43,035	53,402	43,113	36,678
Other sorts . "	23	2	16	114	9	4,374	40	275	1,008	90
Total Dyeing and Tanning substances . "	1,016	1,662	2,047	2,438	2,128	84,678	43,075	53,677	44,121	36,768
FODDER, BRAN, AND POLLARDS (excluding OILCAKES) . Tons	503	459	226	19	30	73,361	68,593	19,377	1,550	2,365
FRUITS AND VEGETABLES—										
Fresh fruits and vegetables—										
Fresh vegetables—										
Fruits and vegetables: dried, salted, or preserved, all sorts . Tons	805	243	294	178	204	73,746	49,397	46,406	27,838	27,428
Other sorts . Value	—	—	—	—	—	6,290	3,262	6,869	4,845	10,357
Total Fruits and vegetables . "	—	—	—	—	—	80,036	52,659	53,275	32,683	37,785
GRAIN, PULSE AND FLOUR—										
Jowar and Bajra . Tons	4,246	2,538	3,926	2,331	3,137	6,63,268	3,17,529	3,00,552	2,53,523	2,63,789
Pulse . "	601	579	597	357	280	1,14,670	1,30,699	1,05,729	45,076	29,419
Rice not in the husk—										
Boiled rice . "	31,653	25,286	20,431	20,029	24,315	50,85,934	38,46,775	24,33,876	21,10,527	16,72,081
Cleaned rice . "	2,260	1,873	2,324	2,024	3,170	4,58,950	3,30,977	2,06,906	2,27,737	2,58,817
Broken cleaned rice . "	114	127	50	163	132	19,171	14,033	2,978	9,605	4,809
Other sorts . "	..	..	..	..	..	55	155	12	16	61
Total Rice not in the husk . "	34,027	27,286	22,805	22,206	27,617	55,64,140	36,91,945	27,33,772	23,47,975	19,35,763
Wheat . "	1,390	1,147	832	231	234	2,93,025	1,72,039	91,552	85,881	34,321
" Flour . "	10,138	10,060	10,700	3,862	2,086	21,82,433	17,92,557	15,28,472	4,66,940	2,84,376
Other sorts . "	643	35	33	11	6	71,406	6,939	3,172	1,388	708
Total Grain, Pulse and flour . "	51,090	41,645	38,833	29,498	33,410	83,38,042	61,11,708	48,53,249	31,50,733	25,38,367
HARDWARE AND CUTLERY, including PLATEDWARE . Value	—	—	—	—	—	25,994	17,847	6,166	9,033	14,563

No. 13—continued  
OTHER NATIVE STATES IN ARABIA—continued  
EXPORTS THERETO—continued

INDIAN MERCHANDISE—continued

ARTICLES	QUANTITY					VALUE				
	1929-30	1930-31	1931-32	1932-33	1933-34	1929-30	1930-31	1931-32	1932-33	1933-34
						₹	₹	₹	₹	₹
<b>METALS AND ORES—</b>										
Brass, bronze and similar alloys, wrought . Cwts.	918	515	126	387	50	1,58,451	94,785	19,230	56,210	4,020
Copper wrought . . . "	127	76	34	65	118	12,095	5,826	2,055	4,388	8,337
Others . . . Tons	55	43	6	17	7	1,43,729	89,827	5,006	9,119	4,470
<b>Total Metals and Ores . . . "</b>	<b>107</b>	<b>73</b>	<b>14</b>	<b>40</b>	<b>15</b>	<b>3,14,275</b>	<b>1,90,438</b>	<b>27,791</b>	<b>69,717</b>	<b>17,733</b>
<b>OILS—</b>										
<b>Vegetable, non-essential—</b>										
Coconut . . . Gals.	4,707	2,632	2,824	4,222	5,093	17,479	9,418	8,108	9,850	8,826
Groundnut . . . "	3,093	7,687	7,950	2,544	4,566	6,930	18,790	22,435	6,770	9,770
Sesamum (til or jinjil) . . . "	11,310	10,521	24,527	11,034	7,947	26,609	21,629	50,610	21,929	19,801
Other sorts . . . "	..	12	219	288	297	..	20	842	660	408
<b>Total Vegetable, non-essential . . . "</b>	<b>19,550</b>	<b>20,852</b>	<b>35,520</b>	<b>18,088</b>	<b>17,903</b>	<b>54,018</b>	<b>49,857</b>	<b>81,995</b>	<b>39,215</b>	<b>32,805</b>
Other sorts . . . "	46	28	..	..	..	562	430	..	..	..
<b>Total Oils . . . "</b>	<b>19,596</b>	<b>20,880</b>	<b>35,520</b>	<b>18,088</b>	<b>17,903</b>	<b>54,580</b>	<b>50,287</b>	<b>81,995</b>	<b>39,215</b>	<b>32,805</b>
<b>PROVISIONS AND OILMAN'S STOCKS . . . Value</b>	<b>—</b>	<b>—</b>	<b>—</b>	<b>—</b>	<b>—</b>	<b>26,997</b>	<b>21,871</b>	<b>7,984</b>	<b>14,109</b>	<b>11,789</b>
<b>SEEDS—</b>										
<b>Essential . . . Tons</b>										
	38	38	43	42	30	22,773	20,487	16,406	14,186	10,777
<b>Non-essential—</b>										
Groundnuts . . . "	23	21	40	33	40	7,468	6,439	10,091	8,504	7,017
Sesamum (til or jinjil) . . . "	545	548	729	443	697	1,94,634	1,97,102	2,12,402	1,30,544	1,60,987
Other sorts . . . "	17	11	7	2	..	7,600	6,012	2,690	1,871	923
<b>Total Seeds, non-essential . . . "</b>	<b>585</b>	<b>580</b>	<b>776</b>	<b>478</b>	<b>737</b>	<b>2,09,697</b>	<b>2,09,558</b>	<b>2,25,183</b>	<b>1,40,919</b>	<b>1,75,527</b>
Other than oilseeds . . . "	..	2	3	1	..	935	1,029	1,312	442	188
<b>Total Seeds . . . "</b>	<b>623</b>	<b>620</b>	<b>822</b>	<b>521</b>	<b>761</b>	<b>2,33,405</b>	<b>2,31,049</b>	<b>2,42,901</b>	<b>1,55,547</b>	<b>1,86,492</b>
<b>SPICES—</b>										
Cardamoms . . . "	748	1,109	575	853	904	1,78,630	2,23,147	1,09,061	1,48,697	1,50,509
Oniger . . . "	8,915	6,757	12,731	12,888	8,723	1,57,538	1,08,099	2,78,123	2,54,160	1,08,626
Pepper . . . "	602	938	1,102	1,113	699	53,367	70,233	54,420	52,262	27,041
Other sorts . . . "	419	539	102	325	214	19,235	15,393	4,726	8,236	4,567
<b>Total Spices . . . "</b>	<b>5,684</b>	<b>9,392</b>	<b>14,570</b>	<b>15,179</b>	<b>10,540</b>	<b>4,05,720</b>	<b>5,12,422</b>	<b>4,46,390</b>	<b>4,68,364</b>	<b>3,51,343</b>
<b>SUGAR . . . "</b>	<b>14</b>	<b>13</b>	<b>4</b>	<b>92</b>	<b>39</b>	<b>7,583</b>	<b>5,132</b>	<b>1,603</b>	<b>14,164</b>	<b>5,280</b>
<b>TALLOW AND STEARIN (including GREASE AND ANIMAL FAT) . . . Cwts.</b>										
	535	760	455	591	636	27,746	33,505	21,435	29,312	29,857
<b>TEA, BLACK . . . Lbs.</b>	<b>1,314,848</b>	<b>1,140,466</b>	<b>1,180,869</b>	<b>1,598,058</b>	<b>438,063</b>	<b>9,89,656</b>	<b>7,25,061</b>	<b>4,46,616</b>	<b>4,21,865</b>	<b>2,00,491</b>

No. 13—continued  
OTHER NATIVE STATES IN ARABIA—continued  
EXPORTS THERETO—continued

## INDIAN MERCHANDISE—concluded

ARTICLES	QUANTITY					VALUE				
	1929-30	1930-31	1931-32	1932-33	1933-34	1929-30	1930-31	1931-32	1932-33	1933-34
						R	R	R	R	R
<b>TEXTILES—</b>										
<b>Cotton—</b>										
Twist and Yarn . . . Lbs.	118,578	201,520	207,480	245,780	171,072	92,320	1,27,428	1,30,805	1,35,145	89,975
<b>Manufactures—</b>										
Handkerchiefs and Shawls in the piece . No.	22,800	11,160	12,540	16,100	970	20,480	6,100	8,800	6,400	569
<b>Piece goods—</b>										
Grey (unbleached) . Yards	343,185	132,270	185,300	21,840	77,270	1,23,543	33,397	35,600	6,355	14,525
White (bleached) . "	6,000	1,260	2,400	16,000	1,655	1,200	450	600	3,200	2,500
Coloured, printed, or dyed . . . "	4,856,727	2,538,334	2,808,042	2,711,701	2,241,028	15,57,545	8,36,939	8,38,995	7,27,755	5,14,203
Total Piece goods . . "	5,204,912	2,671,864	2,990,742	2,740,541	2,320,853	16,82,288	8,70,783	8,75,195	7,37,310	5,31,288
Thread, sewing . . . Lbs.	28,943	8,379	6,543	9,250	7,080	52,907	13,075	11,030	14,850	12,530
Other sorts of manufactures . . . Value	—	—	—	—	—	2,88,783	1,93,746	36,742	37,714	33,207
Total Cotton manufactures (including Twist and Yarn) . . . "	—	—	—	—	—	20,86,771	12,11,135	10,62,572	9,31,419	6,67,569
Hemp, raw . . . Cwt.	592	702	903	1,108	654	11,581	10,175	13,480	11,198	7,375
Jute manufactures (including twist and yarn) . Value	—	—	—	—	—	18,746	11,024	2,988	4,180	6,201
<b>TOBACCO—</b>										
Unmanufactured . . . Lbs.	..	..	42,388	365,600	264,992	..	..	15,390	1,19,525	90,630
Manufactured . . . "	37,998	43,275	34,491	37,236	45,834	7,410	7,055	8,380	8,680	7,986
Total Tobacco . . . "	37,998	43,275	76,879	392,836	310,826	7,410	7,055	23,770	1,28,205	1,04,616
<b>WOOD AND TIMBER—</b>										
Firewood . . . Tons	1,617	397	214	408	210	30,493	6,024	4,934	7,113	3,311
Other kinds of Wood and Timber . . . Value	—	—	—	—	—	26,002	10,504	5,055	26,862	19,580
Manufactures of wood (other than furniture and cabinetware) . . . "	—	—	—	—	—	4,768	3,330	3,413	4,217	3,868
Total Wood and Timber . . . "	—	—	—	—	—	61,263	19,858	13,402	38,192	26,759
POSTAL ARTICLES . . . "	—	—	—	—	—	960	1,703	887	1,744	1,246
ALL OTHER ARTICLES OF MERCHANDISE . . . "	—	—	—	—	—	96,421	75,394	43,015	51,401	45,873
GRAND TOTAL . . . "	—	—	—	—	—	1,36,15,389	97,13,167	75,86,199	58,03,388	44,30,501

## FOREIGN MERCHANDISE

ARTICLES	QUANTITY					VALUE				
	1929-30	1930-31	1931-32	1932-33	1933-34	1929-30	1930-31	1931-32	1932-33	1933-34
						R	R	R	R	R
APPAREL (including DRAPERIES, UNIFORMS, ACCOUTREMENTS, BUT excluding Hosiery and Boots and Shoes) . Value	—	—	—	—	—	86,097	45,819	40,151	43,003	27,077
BOOTS AND SHOES . . . Pairs	535	1,152	1,000	24,428	18,338	450	1,166	935	14,002	11,730
COAL AND COKE . . . Tons	16,175	11,649	..	..	..	2,91,078	2,09,985	..	..	..
CUTLERY . . . . . Value	—	—	—	—	—	18,325	13,570	2,500	3,676	4,730
Dyeing and Tanning substances . . . . . "	—	—	—	—	—	16,080	17,248	10,770	5,027	5,485

No. 13—continued

## OTHER NATIVE STATES IN ARABIA—continued

## EXPORTS THERE TO—continued

## FOREIGN MERCHANDISE—continued

ARTICLES	QUANTITY					VALUE				
	1929-30	1930-31	1931-32	1932-33	1933-34	1929-30	1930-31	1931-32	1932-33	1933-34
						R	R	R	R	R
EARTHENWARE AND PORCELAIN (including PIPES OF EARTHENWARE) . . . Value	—	—	—	—	—	12,364	6,059	2,913	6,760	3,304
Glass and Glassware . . .	—	—	—	—	—	25,766	23,416	6,334	18,452	9,412
Grain, Pulse and flour . TONS	36	69	226	..	..	7,345	6,360	17,362	..	..
HARDWARE (excluding CUTLERY AND ELECTRO-PLATED WARE) . . . Value	—	—	—	—	—	41,148	20,872	7,123	9,756	7,657
METALS AND ORES—										
Copper . . . Cwts.	179	85	77	16	83	10,007	5,270	4,181	740	3,330
Iron or Steel . . Tons	78	41	15	38	14	25,596	14,960	4,386	12,434	3,666
Tin . . . Cwts.	101	103	10	76	..	13,616	11,390	770	7,410	..
Others . . . Tons	1	1	5	10	1	3,490	479	9,959	10,061	37,029
Total Metals and Ores . .	88	51	24	53	32	52,703	32,099	19,296	30,654	44,025
PAINTS AND COLOURS . Cwts.	187	247	307	238	178	25,811	31,520	38,377	34,087	24,762
PRECIOUS STONES AND PEARLS, UNSET . . . Value	—	—	—	—	—	33,700	67,600	34,000	5,000	15,000
PROVISIONS AND OILMAN'S STORES . . . Cwts.	199	349	115	253	146	6,652	10,124	2,815	4,356	2,664
SPICES—										
Cloves . . .	305	59	72	114	111	19,395	3,769	4,629	7,748	5,450
Other Spices . . .	109	485	166	741	391	5,979	16,730	7,685	34,026	14,629
Total Spices . . .	414	544	238	855	502	25,374	20,499	12,314	41,769	20,088
SUGAR—										
Sugar, 16 Dutch standard and above (a) . Tons	417	—	—	—	—	1,10,236	—	—	—	—
Sugar, 23 D. S. and above . .	—	121	406	311	95	—	24,192	49,667	39,356	19,757
Total Sugar . . .	417	121	406	311	95	1,10,236	24,192	49,667	39,356	19,757
TEXTILES—										
Cotton—										
Twist and yarn . . .	1,400	2,000	..	800	..	1,575	2,725	..	800	..
Manufactures—										
Piece goods—										
Grey (unbleached) . Yards	658,739	196,017	242,156	185,941	422,366	1,56,228	41,083	82,218	20,305	85,313
White (bleached) . . .	213,316	211,052	89,646	194,550	197,220	53,507	51,453	20,002	36,222	37,724
Coloured, printed, or dyed . . .	337,207	173,834	149,546	245,492	192,875	1,20,324	70,404	38,929	48,419	48,334
Total Piece goods . . .	1,209,262	580,903	481,348	625,983	812,461	3,30,059	1,62,940	91,149	1,13,946	1,71,371
Thread, sewing . . Lbs.	2,400	5,164	2,526	3,980	2,915	6,600	10,325	6,099	8,703	6,290
Other sorts of manufactures . . Value	—	—	—	—	—	17,755	7,505	1,800	3,260	3,268
Total Cotton manufactures (including Twist and Yarn) . . .	—	—	—	—	—	3,55,989	1,88,495	90,948	1,26,709	1,80,929
Haberdashery and Millinery . . .	—	—	—	—	—	1,05,747	71,931	40,775	23,659	32,800
Silk—										
Manufactures—										
Piece goods . . Yards	3,000	5,675	11,200	2,000	3,500	8,000	6,200	11,150	3,500	1,850
Other sorts . . Value	—	—	—	—	—	10,131	5,214	1,400	400	1,425
Total Silk manufactures . . .	—	—	—	—	—	18,131	11,414	12,550	3,900	3,275

(a) Subdivided from 1930-31.

OTHER NATIVE STATES IN ARABIA—concluded  
EXPORTS THERETO—concluded

FOREIGN MERCHANDISE—concluded

ARTICLES	QUANTITY					VALUE				
	1929-30	1930-31	1931-32	1932-33	1933-34	1929-30	1930-31	1931-32	1932-33	1933-34
TEXTILES—contd.						R	R	R	R	R
Wool—										
Manufactures . . . Value	—	—	—	—	—	33,657	17,210	9,510	4,140	5,645
Other textiles—										
Manufactures . . . "	—	—	—	—	—	54,914	4,635	18,445	40,644	74,125
VEHICLES, excluding LOCOMOTIVES, ETC., FOR RAILWAYS . . . "	—	—	—	—	—	36,775	28,191	..	1,800	870
ALL OTHER ARTICLES OF MERCHANDISE . . . "	—	—	—	—	—	86,938	98,410	67,842	46,835	39,642
GRAND TOTAL . . . "	—	—	—	—	—	14,37,816	9,24,228	4,93,507	5,04,393	5,33,207
GRAND TOTAL OF INDIAN AND FOREIGN MERCHANDISE . . . "	—	—	—	—	—	1,50,51,705	1,06,37,395	80,79,706	63,07,781	49,72,708

BAHREIN ISLANDS  
IMPORTS THEREFROM

ARTICLES	QUANTITY					VALUE				
	1929-30	1930-31	1931-32	1932-33	1933-34	1929-30	1930-31	1931-32	1932-33	1933-34
FRUITS AND VEGETABLES—						R	R	R	R	R
Fruits and vegetables: dried, salted, or preserved, not being canned or bottled—										
Dates . . . Tons	1,359	756	1,030	1,080	1,024	2,73,562	1,36,022	1,58,533	2,30,099	1,01,140
HIDES AND SKINS, RAW . . . } (=No. )	73 =46,324	41 =22,120	30 =16,710	14 =8,240	11 =7,220	23,650	10,101	5,900	4,164	2,870
PRECIOUS STONES AND PEARLS, UNSET—										
Pearls . . . Value	—	—	—	—	—	17,82,700	5,81,500	5,45,950	5,46,395	6,61,708
TEXTILES—										
Wool—										
Raw . . . lbs.	30,376	15,345	19,488	5,264	6,944	12,010	6,600	4,530	1,605	1,800
POSTAL ARTICLES NOT SPECIFIED . . . Value	—	—	—	—	—	2,705	2,801	2,385	1,958	627
ALL OTHER ARTICLES OF MERCHANDISE . . . "	—	—	—	—	—	59,777	59,716	41,490	41,342	30,471
GRAND TOTAL . . . "	—	—	—	—	—	21,34,440	7,96,740	7,58,794	8,34,468	8,04,610

EXPORTS THERETO

INDIAN MERCHANDISE

ARTICLES	QUANTITY					VALUE				
	1929-30	1930-31	1931-32	1932-33	1933-34	1929-30	1930-31	1931-32	1932-33	1933-34
BOOTS AND SHOES . . . Pairs	5,979	3,119	5,017	5,301	3,154	R	R	R	R	R
COFFEE . . . Cwts.	8,665	10,441	2,815	284	1,132	11,764	5,517	7,728	9,800	3,887
COIR, MANUFACTURED (excluding ROPE) . . . Tons	72	96	36	11	30	6,93,917	6,79,344	1,48,778	20,641	71,518
CORDAGE AND ROPE OF VEGETABLE FIBRE (excluding JUTE AND COTTON) . . . Cwts.	878	1,150	351	644	164	24,043	28,069	8,933	2,099	5,404
DRUGS AND MEDICINES (excluding CHEMICALS AND NARCOTICS) . . . Value	—	—	—	—	—	11,714	14,920	5,549	5,193	1,565
DYEING AND TANNING SUBSTANCES—						15,869	7,920	15,210	9,276	11,113
Turneric . . . Cwts.	1,041	786	829	873	871	32,729	25,980	18,437	22,680	10,505
Other sorts . . . "	..	..	..	110	..	..	..	10	1,064	..
Total Dyeing and Tanning substances . . . "	1,041	786	829	983	871	32,729	25,980	18,447	23,744	10,505

No. 13—continued  
BAHREIN ISLANDS—continued  
EXPORTS THERETO—continued

INDIAN MERCHANDISE—continued

ARTICLES	QUANTITY					VALUE				
	1929-30	1930-31	1931-32	1932-33	1933-34	1929-30	1930-31	1931-32	1932-33	1933-34
FODDER, BRAN, AND POLLARDS (excluding OIL-CAKE) . . . . Tons	322	172	93	144	205	2,682	12,897	5,640	9,025	14,050
FRUITS AND VEGETABLES—										
Fruits and vegetables: dried, salted, or preserved, all sorts . . . .	159	85	22	87	25	32,610	7,989	3,730	9,578	4,389
Other sorts . . . . Value	—	—	—	—	—	9,528	4,252	7,806	22,528	23,881
Total Fruits and Vegetables . . . .	—	—	—	—	—	42,138	12,241	11,536	32,406	28,270
GRAIN, PULSE, AND FLOUR—										
Pulse—										
Lentils . . . . Tons	55	45	36	28	29	12,471	9,961	6,322	3,368	3,079
Other sorts . . . .	104	43	23	43	87	19,916	7,188	4,335	5,103	9,769
Total Pulse . . . .	159	88	64	71	116	32,387	17,149	10,657	8,561	12,848
Rice not in the husk—										
Boiled rice . . . .	18,622	11,985	11,486	13,804	7,322	40,79,800	20,84,749	17,30,231	17,05,004	8,53,775
Cleaned rice . . . .	2,979	4,069	4,642	3,329	4,854	5,95,332	7,46,728	6,15,562	4,27,483	4,23,958
Other sorts . . . .	..	..	2	..	..	..	..	510	..	..
Total Rice not in the husk . . . .	21,601	16,054	16,130	17,133	12,676	46,75,132	28,31,477	23,46,303	21,32,487	12,77,733
Wheat . . . .	278	57	6	1	47	52,761	9,316	1,200	244	8,410
" flour . . . .	1,890	1,728	589	195	231	3,72,137	2,90,503	81,588	23,178	25,825
Other sorts . . . .	5	2	2	3	8	1,225	628	671	905	907
Total Grain, Pulse, and Flour . . . .	28,938	17,929	16,791	17,403	13,076	51,33,642	31,49,073	24,40,319	21,05,875	13,25,723
HARDWARE AND CUTLERY (including PLATED-WARE) . . . . Value	—	—	—	—	—	30,403	16,954	4,208	3,971	6,535
METALS . . . .	18	10	2	2	2	32,170	9,958	4,330	1,550	910
PROVISIONS AND OILMAN'S STORES . . . .	—	—	—	—	—	21,018	10,008	6,508	3,163	3,467
SEEDS—										
Essential . . . . Tons	4	..	18	1	5	2,751	1,110	3,763	301	2,770
Non-essential—										
Groundnuts . . . .	527	1	..	..	..	1,16,050	176	..	20	..
Others . . . .	31	14	14	14	28	9,809	4,100	4,125	3,405	5,438
Total Non-essential . . . .	558	15	14	14	28	1,25,859	4,276	4,125	3,425	5,438
Other than oilseeds . . . .	..	..	..	..	..	45	..	..	15	..
Total Seeds . . . .	562	15	32	15	33	1,23,655	5,305	12,888	3,741	8,208



No. 13—continued  
 BAHREIN ISLANDS—continued  
 EXPORTS THERETO—continued

## INDIAN MERCHANDISE—concluded

ARTICLES	QUANTITY					VALUE				
	1929-30	1930-31	1931-32	1932-33	1933-34	1929-30	1930-31	1931-32	1932-33	1933-34
<b>SPICES—</b>						R	R	R	R	R
Cardamoms . . . Cwts.	803	902	267	663	481	1,98,230	1,18,720	40,060	57,716	87,684
Ginger . . . . "	343	299	426	245	135	12,108	10,235	15,800	8,420	3,607
Pepper . . . . "	772	777	450	231	60	60,504	53,755	34,088	15,880	3,115
Othersorts . . . "	21	25	16	180	10	855	706	446	5,104	373
<b>Total Spices</b> . . . "	<b>1,939</b>	<b>2,003</b>	<b>1,159</b>	<b>1,328</b>	<b>695</b>	<b>2,71,787</b>	<b>1,81,475</b>	<b>91,063</b>	<b>87,138</b>	<b>91,839</b>
<b>SUGAR</b> . . . . Tons	28	8	5	..	..	12,543	2,079	1,690	207	40
<b>TALLOW AND STEARINE</b> (including GREASE AND ANIMAL FAT) . . . Cwts.	1,767	1,549	1,085	1,027	1,261	97,114	81,084	62,405	51,709	64,175
<b>TEA, BLACK</b> . . . Lbs.	869,300	988,198	1,160,625	712,072	260,775	5,67,266	6,08,692	4,34,590	2,34,081	1,02,149
<b>TEXTILES—</b>										
<b>Cotton—</b>										
Raw . . . . Tons	18	..	..	..	..	20,040	..	..	..	..
Waste . . . . Cwts.	1,527	511	987	1,252	478	17,359	8,445	8,755	16,591	10,505
Twist and yarn . . . Lbs.	160,900	76,800	121,100	89,000	133,400	86,750	42,500	60,925	45,600	60,300
<b>Manufactures—</b>										
<b>Piece goods—</b>										
Grey (unbleached) . . . Yards	158,900	38,530	4,090	1,200	7,030	44,540	11,400	1,800	800	2,700
White (bleached) . . . "	10,000	..	..	..	1,000	5,000	..	..	..	141
Coloured, printed, or dyed, . . .	4,017,220	2,395,056	4,470,402	2,903,273	3,134,085	14,61,084	8,87,876	13,91,632	8,74,177	7,28,757
<b>Total Piece goods</b> . . . "	<b>4,186,120</b>	<b>2,433,586</b>	<b>4,475,392</b>	<b>2,904,473</b>	<b>3,142,115</b>	<b>15,10,624</b>	<b>8,98,773</b>	<b>13,93,432</b>	<b>8,74,477</b>	<b>7,31,598</b>
Thread, sewing . . . Lbs.	8,900	9,386	7,750	2,802	9,886	17,630	16,650	13,950	4,200	7,940
Other sorts of manufactures . . . Value	—	—	—	—	—	20,522	4,380	2,241	6,736	7,560
<b>Total Cotton manufactures</b> (including twist and yarn) . . . "	<b>—</b>	<b>—</b>	<b>—</b>	<b>—</b>	<b>—</b>	<b>16,35,626</b>	<b>9,62,306</b>	<b>14,70,548</b>	<b>9,81,013</b>	<b>8,13,407</b>
<b>Jute—</b>										
Manufactures . . . . "	—	—	—	—	—	13,497	7,386	3,569	17,105	6,550
<b>WOOD AND TIMBER—</b>										
<b>Timber, other than railway sleepers—</b>										
Teakwood . . . . Cubic Tons	122	51	15	21	43	22,578	8,894	4,890	5,142	7,670
Other kinds of wood and timber . . . Value	—	—	—	—	—	14,650	4,726	5,070	636	3,811
Manufactures of wood, other than furniture and cabinetware . . . "	—	—	—	—	—	5,791	2,479	685	305	546
<b>Total Wood and Timber</b> . . . "	<b>—</b>	<b>—</b>	<b>—</b>	<b>—</b>	<b>—</b>	<b>43,014</b>	<b>16,099</b>	<b>10,145</b>	<b>5,982</b>	<b>11,921</b>
<b>POSTAL ARTICLES</b> . . . "	—	—	—	—	—	1,49,148	92,024	68,567	74,759	75,886
<b>ALL OTHER ARTICLES OF MERCHANDISE</b> . . . "	—	—	—	—	—	1,87,495	84,181	67,526	64,112	23,532
<b>GRAND TOTAL</b> . . . "	<b>—</b>	<b>—</b>	<b>—</b>	<b>—</b>	<b>—</b>	<b>91,71,438</b>	<b>60,25,017</b>	<b>49,05,828</b>	<b>37,73,371</b>	<b>27,60,504</b>

No. 13—continued

## BAHREIN ISLANDS—continued

## EXPORTS THERETO—continued

ARTICLES	QUANTITY					VALUE				
	1929-30	1930-31	1931-32	1932-33	1933-34	1929-30	1930-31	1931-32	1932-33	1933-34
						R	R	R	R	R
APPAREL (including DRAPERY, UNIFORMS, ACCOUTREMENTS, BUT excluding HOSIERY AND BOOTS AND SHOES) Value	—	—	—	—	—	1,32,236	52,450	43,142	45,818	13,346
CHEMICALS AND CHEMICAL PREPARATIONS (excluding CHEMICAL MANURES AND MEDICINES) "	—	—	—	—	—	8,440	7,568	10,043	10,816	10,630
COFFEE . . . . Cwts.	1,077	1,200	635	..	..	95,288	61,161	24,960	..	..
DRUGS AND MEDICINES (excluding CHEMICALS AND NARCOTICS) . . "	—	—	—	—	—	9,948	3,019	9,006	18,042	7,128
GLASS AND GLASSWARE "	—	—	—	—	—	18,225	4,303	7,131	5,016	6,445
HARDWARE (excluding CUTLERY AND ELECTRO-PLATED WARE) "	—	—	—	—	—	55,423	12,033	9,800	76,686	26,868
INSTRUMENTS, APPARATUS, AND APPLIANCES, AND PARTS THEREOF "	—	—	—	—	—	12,509	26,561	7,741	7,003	7,186
JEWELLERY (excluding IMITATION JEWELLERY AND PRECIOUS STONES AND PEARLS UNSET) ALSO PLATE OF GOLD AND SILVER— Jewellery . . . "	—	—	—	—	—	16,000	1,500	..	..	..
MACHINERY AND MILL WORK "	—	—	—	—	—	55,209	7,726	2,293	2,182	1,021
METALS AND ORES—										
Copper . . . . Cwts.	245	27	66	44	49	13,202	1,684	3,683	2,179	1,883
Iron or Steel . . Tons	96	37	8	24	17	32,090	12,083	3,533	5,146	5,923
Others . . . . "	3	2	2	7	6	5,310	2,954	4,034	6,220	1,760
Total Metals and Ores . .	111	40	13	33	25	50,602	16,726	12,121	15,554	19,575
OILS . . . . Gals.	15,670	14,650	5,032	9,370	3,584	22,047	21,338	7,477	13,015	5,010
PRECIOUS STONES AND PEARLS, UNSET . . Value	—	—	—	—	—	1,30,900	1,63,200	52,100	23,000	50,800
RUBBER—										
Manufactures . . . Value	—	—	—	—	—	13,938	31,498	10,130	10,903	9,813
SPIICES . . . . Cwts.	490	243	186	784	331	28,207	16,056	12,518	45,476	11,952
SUGAR—										
Sugar, 16 Dutch Standard and above (a) . . Tons	595	—	—	—	—	1,15,121	—	—	—	—
Sugar, 23 Dutch Standard and above . . . . "	—	220	1,772	2,094	521	—	39,005	2,24,307	2,53,157	1,23,395
TEXTILES—										
Cotton—										
Manufactures—										
Hosiery . . . . Value	—	—	—	—	—	11,870	4,955	2,065	3,035	3,131
Piece goods—										
Grey (unbleached) Yards	663,792	315,550	518,073	405,302	144,493	1,82,254	85,822	1,11,780	86,077	38,556
White (bleached) "	451,901	305,571	371,253	422,642	250,109	1,28,139	81,274	85,112	88,561	57,114
Coloured, printed, or dyed . . . . "	1,826,405	887,265	1,826,441	1,142,190	571,480	6,52,607	2,95,813	4,41,267	2,63,872	1,33,167
Total Piece goods . .	2,942,098	1,508,386	2,715,767	1,970,134	966,088	963,000	4,62,709	6,38,159	4,38,510	2,29,137
Other sorts of manu- factories . . . . Value	—	—	—	—	—	3,950	1,837	2,000	1,725	8,576
Total Cotton manu- factories (including twist and yarn) . .	—	—	—	—	—	9,78,820	4,69,561	6,42,814	4,43,270	2,40,844
HABERDASHERY AND MIL- linery . . . . "	—	—	—	—	—	56,232	36,452	39,100	34,478	20,740

(a) Sub divided from 1930-31.

BAHREIN ISLANDS—concluded

EXPORTS THERETO—concluded

FOREIGN MERCHANDISE—continued

ARTICLES	QUANTITY					VALUE				
	1929-30	1930-31	1931-32	1932-33	1933-34	1929-30	1930-31	1931-32	1932-33	1933-34
						R	R	R	R	R
<b>TEXTILES—contd.</b>										
<b>Silk—</b>										
Raw . . . . Lbs.	..	150	1,560	1,738	2,730	..	900	8,610	10,570	14,000
<b>Manufactures—</b>										
Silk yarn, nolls, and warps . . . . "	1,157	708	820	652	1,739	6,776	3,300	3,300	3,410	6,805
Silk piecegoods .Yards	14,425	11,000	5,300	..	1,100	23,350	9,050	7,600	..	1,300
Other manufactures Value	—	—	—	—	—	3,500	..	3,500	440	..
<b>Total Silk Manufactures "</b>	—	—	—	—	—	33,625	12,350	14,400	3,850	8,105
<b>Wool, manufactures—</b>										
Piecegoods . .Yards	8,532	310	824	2,053	5,088	25,937	1,300	3,040	4,560	4,025
Other sorts . . Value	—	—	—	—	—	15,561	2,683	2,065	6,925	3,122
<b>Total Woolen manufactures . . . . "</b>	—	—	—	—	—	41,498	2,983	5,105	11,485	7,147
<b>Other Textiles Manufactures . . . . "</b>	—	—	—	—	—	70,489	8,605	43,632	44,988	40,093
<b>VEHICLES (excluding LOCOMOTIVES, ETC., FOR RAILWAYS) . . . . "</b>	—	—	—	—	—	23,433	50,096	9,075	3,610	2,378
<b>ALL OTHER ARTICLES OF MERCHANDISE . . . . "</b>	—	—	—	—	—	1,44,517	34,449	39,240	43,480	59,940
<b>GRAND TOTAL . . . . "</b>	—	—	—	—	—	21,87,542	10,86,235	12,35,265	11,23,279	6,92,325
<b>GRAND TOTAL OF INDIAN AND FOREIGN MERCHANDISE . . . . "</b>	—	—	—	—	—	1,13,08,980	71,11,252	61,40,593	49,01,650	34,52,829

IRAN  
IMPORTS THEREFROM

ARTICLES	QUANTITY					VALUE				
	1929-30	1930-31	1931-32	1932-33	1933-34	1929-30	1930-31	1931-32	1932-33	1933-34
						R	R	R	R	R
<b>DRUGS AND MEDICINES (excluding CHEMICALS AND NARCOTICS)—</b>										
Asafoetida . . . . Cwts.	3,872	5,068	4,879	2,213	2,417	1,38,808	1,64,213	1,89,373	90,943	50,668
(Other sorts of drugs and medicines . . . . Value	—	—	—	—	—	84,190	1,09,677	1,20,132	55,702	73,138
<b>Total Drugs and Medicines . . . . "</b>	—	—	—	—	—	2,22,998	2,77,890	3,09,506	1,46,645	1,23,806
<b>DYEING AND TANNING SUBSTANCES . . . . "</b>	—	—	—	—	—	37,549	18,787	11,210	31,559	17,204
<b>FISH, excluding CANNED FISH—</b>										
Fish, dry, salted . . . Cwts.	4,360	1,827	2,296	1,805	180	67,784	34,427	18,738	13,236	1,287
Other sorts . . . . "	885	893	2,898	1,717	1,748	9,296	4,741	9,794	5,507	5,077
<b>Total Fish (excluding canned fish) . . . . "</b>	5,245	2,720	5,194	3,522	1,928	77,080	39,168	28,532	18,743	6,364

## No. 13—continued

## IRAN—continued

## IMPORTS THEREFROM—continued

ARTICLES	QUANTITY					VALUE				
	1920-30	1930-31	1931-32	1932-33	1933-34	1920-30	1930-31	1931-32	1932-33	1933-34
						R	R	R	R	R
<b>FRUITS AND VEGETABLES—</b> Fruits and vegetables: dried, salted, or pre- served, not being canned or bottled—										
Almonds . . . Tons	1,020	828	908	727	757	11,75,469	8,80,350	8,33,281	5,53,857	3,84,359
Currants and raisins . . "	772	994	999	516	638	2,00,218	2,32,622	2,19,062	1,03,575	91,380
Dates . . . "	3,488	3,204	8,485	1,821	1,819	6,35,936	4,22,662	4,92,942	2,27,387	1,55,035
Other sorts . . . "	137	286	182	115	41	1,49,560	3,15,625	1,37,568	66,238	24,604
Total Fruits and Vegetables, dried, etc. "	5,417	5,312	5,574	3,179	3,255	21,61,188	18,51,459	16,82,868	9,50,557	6,55,984
<b>GUMS AND RESINS . . Cwts.</b>	52,818	36,239	13,832	9,941	26,027	11,50,409	6,26,984	2,64,329	1,30,759	3,11,204
<b>HAIR AND MANUFACTURES OF HAIR—</b> Hair of all kinds . . "	776	389	437	478	937	22,895	9,095	9,155	9,047	10,538
<b>HARDWARE, excluding CUT- LERY AND ELECTROPLAT- ED WARE . . . Value</b>	—	—	—	—	—	51,550	82,628	16,521	7,304	6,734
<b>HIDES AND SKINS, RAW—</b>										
Hides, raw . . . { Tons = No.	17 = 5,048	326 = 803,089	8 = 346,638	2 = 255,388	2 = 255,362	20,428	360	1,000	—	392
Skins, raw . . . { Tons = No.	382 = 317,721	323 = 803,089	342 = 346,638	257 = 255,388	270 = 255,362	2,46,463	2,18,342	1,85,630	95,261	85,547
Total Hides and Skins, raw	399 = 322,764	323 = 803,089	345 = 347,243	257 = 255,388	272 = 250,852	2,66,861	2,18,692	1,86,630	95,261	85,939
<b>INSTRUMENTS, APPARATUS AND APPLIANCES AND PARTS THEREOF . . Value</b>	—	—	—	—	—	3,167	10,548	10,100	5,717	1,652
<b>LEATHER . . . "</b>	—	—	—	—	—	11,377	2,513	1,920	8,751	744
<b>MANURES . . . Tons</b>	731	568	236	102	39	72,354	51,363	19,494	5,196	3,162
<b>METALS AND ORES—</b> Brass, Bronze and similar alloys and manufactures thereof . Cwts.	735	832	134	4	—	20,230	23,289	2,592	158	23
Copper, old for remanu- facture . . . "	813	432	83	8	8	31,939	15,543	2,651	259	178
German silver . . . "	..	..	..	23	26	..	..	..	23,000	25,737
Others . . . Tons	71	53	97	49	229	5,241	8,048	6,880	2,691	8,542
Total Metals (excluding ores) "	148	116	108	51	231	57,410	46,880	12,123	26,108	34,582
<b>OILS—</b>										
Mineral—										
Fuel oils . . . Gals.	80,444,604	76,691,166	69,238,363	65,567,472	62,389,793	1,49,51,207	1,42,01,992	1,37,59,986	1,26,56,530	1,17,40,360
Kerosene . . . "	29,392,491	18,213,874	18,551,926	6,559,156	291,875	1,57,97,072	85,65,309	95,40,076	38,71,462	1,92,636
Lubricating oils Petroleum, dangerous, flashing below 76°F., including petrol, benzine and benzol . . "	508	11,430	1,160	9,378	2,273	2,048	26,634	2,861	19,785	17,532
Other kinds . . . "	310,912	272,000	390,000	208,320	293,040	2,78,294	2,46,500	3,47,624	1,86,977	2,65,160
Total Mineral oils . . . "	297	1,008	..	..	569	525	1,773	..	..	773
Total Mineral oils . . . "	110,148,812	94,179,478	88,181,449	72,342,325	62,933,550	3,10,29,146	2,30,41,208	2,36,56,547	1,67,31,744	1,22,37,406
<b>PAINTS AND PAINTERS' MATERIALS—</b>										
Paints and colours . Cwts.	18,393	1	..	4,000	23,830	69,680	55	6	16,791	77,022
Other kinds . . . Value	—	—	—	—	—	1,468	344	1,104	4	199
Total Paints and Painters' Materials . . . "	—	—	—	—	—	71,098	399	1,110	16,795	77,221
<b>PERFUMERY not being PERFUMED SPIRITS . . "</b>	—	—	—	—	—	1,20,641	73,061	1,02,660	1,13,310	73,539

IMPORTS THEREFROM—concluded

ARTICLES	QUANTITY					VALUE				
	1929-30	1930-31	1931-32	1932-33	1933-34	1929-30	1930-31	1931-32	1932-33	1933-34
						R	R	R	R	R
<b>PROVISIONS AND OILMAN'S STORES, (including FISH AND FRUITS AND VEGETABLES, CANNED OR BOTTLED)—</b>										
Ghi . . . Cwts.	144	271	1,020	38	80	9,461	15,058	56,412	2,273	3,952
Other sorts . . . Value	—	—	—	—	—	505	3,932	3,814	2,214	2,346
Total Provisions and Oilman's stores . . .	—	—	—	—	—	9,966	19,990	60,226	4,487	6,298
<b>RUBBER MANUFACTURES . . .</b>	—	—	—	—	—	1,813	60,790	30,916	6,708	5,029
<b>SEEDS—</b>										
<b>Oilseeds—</b>										
Essential . . . Tons	24	67	115	40	139	17,194	36,307	70,679	19,329	60,452
Non-essential—										
Linseed . . .	120	21	43	21	..	21,194	2,861	3,555	1,570	..
Other sorts . . .	1,338	792	717	151	49	3,08,644	1,08,859	77,272	17,711	5,159
Total Seeds . . .	1,482	880	875	218	188	3,41,932	1,48,027	1,51,506	38,610	65,641
<b>STATIONERY (excluding PAPER) . . . Value</b>	—	—	—	—	—	13,666	8,979	2,374	4,476	6,570
<b>FABRICS—</b>										
Cotton, raw . . . Tons	216	75	405	893	874	1,93,850	60,095	2,42,833	4,47,602	4,33,051
Cotton manufactures—										
Cotton piece goods . Yds.	33,069	15,700	17,370	439,838	70,318	10,292	3,134	5,967	48,662	15,618
Wool—										
Raw . . . Lbs.	2,379,205	879,383	1,954,865	1,293,170	648,072	9,14,452	3,03,111	4,91,510	3,02,499	1,51,334
Manufactures—										
Carpets and floor rugs . . .	61,789	56,842	145,904	77,992	14,449	1,53,207	1,12,572	2,07,341	79,098	18,241
Other sorts . . . Value	—	—	—	—	—	186	2,265	1,550	9,789	110
Total Woolen manufactures . . .	—	—	—	—	—	1,53,453	1,14,837	2,08,891	89,487	18,357
<b>VEHICLES, ETC. . . Value</b>	—	—	—	—	—	7,121	23,433	5,005	6,029	577
<b>WOOD AND TIMBER . . .</b>	—	—	—	—	—	30,378	250	9	6,990	37
<b>POSTAL ARTICLES NOT SPECIFIED . . .</b>	—	—	—	—	—	7,006	16,409	5,213	790	2,307
<b>ALL OTHER ARTICLES OF MERCHANDISE . . .</b>	—	—	—	—	—	1,11,357	27,804	6,76,565	43,365	91,792
<b>GRAND TOTAL . . .</b>	—	—	—	—	—	3,71,52,898	2,71,65,124	2,75,93,779	1,93,27,092	1,44,51,847

EXPORTS THERETO

INDIAN MERCHANDISE

ARTICLES	QUANTITY					VALUE				
	1929-30	1930-31	1931-32	1932-33	1933-34	1929-30	1930-31	1931-32	1932-33	1933-34
						R	R	R	R	R
<b>APPAREL (including DRESS, UNIFORMS, ACCOUTREMENTS, BUT excluding HOSIERY AND BOOTS AND SHOES) . Value</b>	—	—	—	—	—	10,820	7,469	1,727	1,551	2,429
<b>BOOKS, PRINTED, AND PRINTED MATTER (not being STATIONERY), including MAPS AND CHARTS . . . Cwts.</b>	167	221	135	258	191	22,030	26,346	8,958	17,520	8,783
<b>BOOTS AND SHOES . Pairs</b>	16,199	3,624	2,471	1,410	300	47,623	7,672	5,774	1,900	225
<b>CANDLES OF ALL KINDS . Lbs.</b>	87,910	16,644	1,206	42,116	72,638	10,452	4,946	645	11,847	23,420
<b>CHEMICALS AND CHEMICAL PREPARATIONS (excluding CHEMICAL MANURES AND MEDICINES) . . . Value</b>	—	—	—	—	—	15,154	11,239	2,738	2,891	1,482

No. 13—continued  
IRAN—continued  
EXPORTS THERETO—continued

INDIAN MERCHANDISE—continued

ARTICLES	QUANTITY					VALUE				
	1929-30	1930-31	1931-32	1932-33	1933-34	1929-30	1930-31	1931-32	1932-33	1933-34
COIL, MANUFACTURED (excluding ROPE) . . . Tons	65	36	15	32	4	21,414	7,115	1,905	4,650	526
CORDAGE AND ROPE OF VEGETABLE FIBRE (excluding JUTE AND COTTON) . . . Cwts.	891	371	210	665	181	13,433	4,400	3,411	5,065	1,512
DRUGS AND MEDICINES (excluding CHEMICALS AND NARCOTICS) . . . Value	—	—	—	—	—	23,204	21,745	46,448	21,821	16,995
DYEING AND TANNING SUBSTANCES—										
Indigo . . . Cwts.	27	48	40	..	12	7,205	13,650	6,330	..	2,010
Turmeric . . . "	4,714	7,702	6,605	3,794	9,081	1,35,668	2,19,762	1,67,732	91,062	1,77,995
Other sorts . . . "	48	9	70	57	11	847	477	572	316	60
Total Dyeing and Tanning substances . . . "	4,789	7,759	6,715	3,851	9,104	1,43,720	2,33,779	1,74,634	92,278	1,80,095
FRUITS AND VEGETABLES—										
Fresh fruits and vegetables—										
Fresh fruits . . . Value	—	—	—	—	—	9,733	6,330	2,551	4,853	10,158
Fresh vegetables of all kinds . . . "	—	—	—	—	—	19,784	7,539	32	478	2,350
Fruits and vegetables: dried, suited, or preserved, all sorts . . . Tons	311	182	104	336	71	67,044	28,705	13,980	43,231	9,734
Total Fruits and Vegetables . . . Value	—	—	—	—	—	96,561	43,074	16,563	48,562	22,751
FURNITURE AND CABINET-WARE . . . "	—	—	—	—	—	61,933	1,19,915	1,301	235	1,555
GLASS AND GLASSWARE . . . "	—	—	—	—	—	23,358	3,853	1,505	1,325	380
GRAIN, PULSE, AND FLOUR—										
Jowar and bajra . . . Tons	181	5	44	78	6	23,956	700	5,870	7,383	612
Pulse—										
Gram . . . "	28	7	..	..	..	4,730	1,170	..	..	..
Lentils . . . "	214	107	..	..	..	52,745	23,716	..	15	..
Other sorts . . . "	247	109	..	4	..	44,466	17,778	..	464	50
Total Pulse . . . "	489	223	..	4	..	1,01,931	42,664	..	470	50
Rice, not in the husk—										
Bolled rice . . . "	3,451	1,597	250	1,295	248	6,85,028	2,73,869	26,958	1,34,912	18,353
Cleaned rice . . . "	2,990	777	34	144	215	5,10,335	1,65,607	8,443	24,795	24,695
Other sorts . . . "	11	12	..	..	..	1,680	1,904	30	23	84
Total Rice, not in the husk . . . "	5,852	2,386	293	1,440	463	11,97,541	4,41,380	35,431	1,59,735	43,042
Wheat flour . . . "	720	366	1	5	4	1,44,470	55,721	188	679	439
Other sorts . . . "	8	5	..	..	..	2,179	691	..	21	8
Total Grain, Pulse, and Flour . . . "	7,250	2,985	333	1,527	473	14,70,107	5,41,156	41,439	1,68,297	44,151
HARDWARE AND CUTLERY, including PLATEDWARE Value	—	—	—	—	—	43,198	11,946	5,958	5,117	14,103
HIDES AND SKINS, RAW—										
Buffalo hides . . . { Tons =NO. }	42 =3,692	24 =2,079	3 =302	..	3 =330	25,632	16,515	1,402	..	1,454
LEATHER—										
Unwrought . . . Cwts.	807	77	47	252	20	51,659	18,627	9,094	23,702	2,475
Manufactures (excluding boots and shoes) . . . Value	—	—	—	—	—	12,291	3,451	1,33,445	1,363	65,192
METALS AND ORNS . . . Tons	3,935	42	4	13	20	1,74,655	34,471	4,072	4,480	7,132
OILS—										
Vegetable, non-essential Cwts.	5,046	2,031	121	2,455	1,513	13,375	7,645	173	3,903	1,942
Other kinds . . . "	503	108	..	91	218	854	130	..	103	152
Total Oils . . . "	5,549	3,039	121	2,556	1,731	14,229	7,775	173	4,009	2,094

INDIAN MERCHANDISE—continued

ARTICLES	QUANTITY					VALUE				
	1929-30	1930-31	1931-32	1932-33	1933-34	1929-30	1930-31	1931-32	1932-33	1933-34
<b>PROVISIONS AND OILMAN'S STORES—</b>						R	R	R	L	R
Butter . . . Cwts.	878	205	193	106	118	74,647	17,485	14,008	7,301	6,981
Pickles, chutnies, and condiments . . . "	363	323	33	51	19	11,066	9,086	927	1,404	578
Other sorts of provisions Value	—	—	—	—	—	22,037	24,936	559	2,160	1,222
Total Provisions and Oilman's stores . . . "	—	—	—	—	—	1,07,750	51,510	26,304	10,255	9,781
<b>SEEDS—</b>										
Copra or coconut kernel Tons	60	19	2	..	..	41,377	10,082	950	..	..
Others . . . "	61	34	9	1	1	16,775	9,461	1,386	592	415
Total Seeds . . . "	121	53	11	1	1	58,152	19,543	2,336	592	415
<b>SPICES—</b>										
Cardamoms . . . Cwts.	278	197	180	118	193	48,049	85,523	14,914	15,679	25,108
Chillies . . . "	284	266	555	41	8	6,758	6,070	10,573	726	111
Ginger . . . "	1,274	1,972	2,165	1,047	518	40,721	65,848	63,899	28,476	12,951
Pepper . . . "	5,361	8,406	2,897	1,998	2,021	4,10,954	5,26,574	1,43,395	97,608	97,187
Other sorts . . . "	169	126	30	31	29	6,401	4,195	931	931	507
Total Spices . . . "	7,316	10,967	5,577	3,235	2,769	5,24,883	6,37,710	2,33,712	1,43,470	1,36,934
<b>TEA BLACK . . . Lbs.</b>	5,562,091	4,290,932	2,014,544	1,482,420	1,075,193	31,90,946	23,71,360	9,63,850	6,54,589	5,57,602
<b>TEXTILES—</b>										
<b>Cotton—</b>										
Twist and yarn . . . "	4,186,580	4,464,421	6,530,505	3,653,660	4,349,342	34,26,377	34,22,271	38,20,136	20,41,498	28,61,696
<b>Manufactures—</b>										
<b>Piecegoods—</b>										
Grey (unbleached) Yards	175,520	143,200	262,040	29,143	130,030	47,646	38,171	58,710	5,472	31,100
White (bleached) "	73,995	10,365	12,480	..	16,140	19,382	3,532	1,920	..	4,458
Coloured, printed, or dyed . . . "	18,609,717	13,271,095	19,903,309	7,991,044	8,794,285	41,31,592	33,76,182	47,03,528	13,19,080	17,73,604
Total Piecegoods . . . "	18,859,232	13,424,660	20,177,829	8,020,187	8,940,425	44,98,920	34,10,886	47,64,158	13,24,552	18,09,162
Thread, sewing . . . Lbs.	41,830	34,295	48,187	13,070	3,730	64,493	45,021	60,972	19,298	3,575
Other sorts of manufactures Value	—	—	—	—	—	72,011	47,938	5,584	6,994	3,925
Total Cotton, manufactures (including twist and yarn) . . . "	—	—	—	—	—	80,61,301	69,55,117	68,50,850	38,92,342	41,78,260
<b>Jute—</b>										
<b>Manufactures—</b>										
Gunny bags . . . No.	416,771	128,990	332,007	227,540	397,800	1,86,880	50,438	1,15,008	68,635	91,787
„ cloth . . . Yards	113,790	238,710	1,203,796	1,192,700	644,996	28,287	51,134	2,39,336	2,06,378	1,23,729
Rope and twine . . . Cwts.	350	323	520	265	375	8,560	9,394	12,716	6,718	7,327
Other sorts . . . Value	—	—	—	—	—	860	1,140	450	600	2,745
Total Jute manufactures (including twist and yarn) . . . "	—	—	—	—	—	2,24,507	1,12,106	3,67,600	2,32,331	2,25,588
Woolen manufactures . . . "	—	—	—	—	—	10,617	1,119	..	..	1,080
<b>WOOD AND TIMBER—</b>										
<b>Timber, Other than railway sleepers—</b>										
Teak wood . . . Cubic Tons	480	794	16	7	40	1,71,463	2,97,950	4,838	1,230	10,746
Other kinds of wood and timber . . . Value	—	—	—	—	—	68,018	77,806	3,099	4,030	3,592
<b>POSTAL ARTICLES . . . "</b>	—	—	—	—	—	9,82,028	2,11,278	69,568	66,764	84,107
<b>ALL OTHER ARTICLES OF MERCHANDISE . . . "</b>	—	—	—	—	—	2,98,292	4,18,710	1,00,836	60,990	47,710
<b>GRAND TOTAL . . . "</b>	—	—	—	—	—	1,60,99,000	1,22,55,170	1,08,84,820	55,34,984	59,50,638

No. 13—continued

IRAN—continued

EXPORTS THERETO—continued

## FOREIGN MERCHANDISE

ARTICLES	QUANTITY					VALUE				
	1929-30	1930-31	1931-32	1932-33	1933-34	1929-30	1930-31	1931-32	1932-33	1933-34
APPAREL (including DRAPERY, UNIFORMS, ACCOUTREMENTS, BUT excluding HOSIERY AND BOOTS AND SHOES) . . . Value	—	—	—	—	—	R 36,738	R 26,877	R 650	R 422	R 3,350
ARMS, AMMUNITION, AND MILITARY STORES—										
Dynamite and other Explosives . Cwts.	..	201	..	..	..	..	28,465	..	..	..
Other sorts . . . Value	—	—	—	—	—	208	1,428	..	20	625
Total Arms, Ammunition, and Military Stores . . .	—	—	—	—	—	208	29,893	..	20	625
CHEMICALS AND CHEMICAL PREPARATIONS (excluding CHEMICAL MANURES AND MEDICINES)—										
Ammonia and salts thereof . . . cwts.	184	241	471	201	114	5,494	9,935	11,231	4,893	3,095
Other sorts of Chemicals Value	—	—	—	—	—	27,740	28,141	9,931	18,953	16,987
Total Chemicals, etc. . .	—	—	—	—	—	33,243	38,076	21,162	23,846	20,082
COFFEE . . . Cwts.	871	502	276	..	..	50,026	25,358	10,301	..	..
CUTLERY . . . Value	—	—	—	—	—	61,211	6,650	2,082	1,710	2,015
DRUGS AND MEDICINES (excluding CHEMICALS AND NARCOTICS) . Lbs.	—	—	—	—	—	21,678	10,950	21,024	14,050	12,502
DYEING AND TANNING SUBSTANCES—										
Cochineal . . . Cwts.	317	63	93	38	24	65,033	15,528	16,342	6,526	3,041
Aniline . . . Lbs.	24,752	35,206	13,132	44,300	43,984	35,102	46,074	18,300	37,391	36,932
Other kinds . . . Value	—	—	—	—	—	1,786	2,287	60,873	4,779	16,787
Total Dyeing and Tanning Substances . . .	—	—	—	—	—	1,01,961	68,889	95,315	48,699	56,810
EARTHENWARE AND PORCELAIN (excluding PIPES OF EARTHENWARE) . . .	—	—	—	—	—	20,085	4,247	2,045	3,251	9,881
FURNITURE AND CABINETWORK . . . . .	—	—	—	—	—	18,073	3,255	110	690	632
GLASS AND GLASSWARE . . . . .	—	—	—	—	—	75,014	21,096	19,415	21,133	17,585
GUMS AND RESINS—										
Oilbanum or frankincense Cwts.	272	289	597	83	70	10,851	8,586	10,630	2,091	1,467
Othersorts . . . . .	56	215	403	40	21	3,839	7,979	6,909	1,391	1,057
Total Gums and Resins . . . . .	328	504	1,000	123	91	14,690	16,565	17,539	3,482	2,524
HARDWARE (excluding CUTLERY AND ELECTROPLATED WARE) . . . Value	—	—	—	—	—	1,71,479	54,283	27,551	42,769	72,486
INSTRUMENTS, APPARATUS AND APPLIANCES, AND PARTS THEREOF—										
Electrical . . . . . Value	—	—	—	—	—	26,680	14,443	7,802	6,469	5,647
Other kinds . . . . .	—	—	—	—	—	11,169	22,305	1,124	4,494	3,979
Total Instruments, Apparatus and Appliances, and parts thereof . . . . .	—	—	—	—	—	37,849	36,838	8,926	10,963	9,626
LEATHER . . . . .	—	—	—	—	—	10,430	9,875	5,246	6,746	2,080
MACHINERY AND MILLWORK . . . . .	—	—	—	—	—	68,604	21,016	21,445	4,252	10,491
MATONES . . . . . Gross of boxes.	1,550	6,600	2	..	..	3,552	15,881	6	..	..



FOREIGN MERCHANDISE—continued

ARTICLES	QUANTITY					VALUE				
	1929-30	1930-31	1931-32	1932-33	1933-34	1929-30	1930-31	1931-32	1932-33	1933-34
						R	R	R	R	R
<b>METALS AND ORES—</b>										
Brass, Bronze, and similar alloys, wrought . Cwts.	115	291	228	100	25	9,186	10,829	11,793	8,841	1,405
Copper . . . . .	370	313	92	14	438	21,783	19,145	4,720	570	15,480
Iron or Steel . . . Tons	206	55	25	33	81	53,507	17,332	7,626	11,825	7,344
Tin . . . . . Cwts.	323	828	231	179	189	47,862	89,005	24,214	18,242	21,103
Others . . . . .	727	589	111	137	273	71,605	34,827	10,431	15,263	30,150
<b>Total Metals and Ores . Tons</b>	<b>238</b>	<b>156</b>	<b>57</b>	<b>59</b>	<b>76</b>	<b>2,03,943</b>	<b>1,79,698</b>	<b>58,843</b>	<b>51,741</b>	<b>75,672</b>
<b>OILS—</b>										
Mineral . . . . . Gals.	361,785	297,320	5,377	11,367	35,007	1,77,691	1,41,754	15,039	37,038	61,052
Others . . . . .	325	142	60	77	349	1,045	505	186	198	1,009
<b>Total Oils . . . . .</b>	<b>362,110</b>	<b>297,462</b>	<b>5,437</b>	<b>11,444</b>	<b>35,356</b>	<b>1,78,736</b>	<b>1,42,349</b>	<b>15,225</b>	<b>38,134</b>	<b>62,151</b>
<b>PAINTS AND COLOURS . Cwts.</b>	<b>255</b>	<b>200</b>	<b>94</b>	<b>109</b>	<b>271</b>	<b>17,480</b>	<b>14,072</b>	<b>5,286</b>	<b>9,285</b>	<b>17,026</b>
<b>PAPER AND PASTEBOARD—</b>										
Writing paper and envelopes . . . Value	—	—	—	—	—	11,382	6,115	6,456	7,809	10,251
Other kinds of paper (including paper manufactures) . .	—	—	—	—	—	6,851	4,559	5,103	3,778	1,130
<b>Total Paper and Pasteboard . .</b>	<b>—</b>	<b>—</b>	<b>—</b>	<b>—</b>	<b>—</b>	<b>18,233</b>	<b>10,674</b>	<b>11,619</b>	<b>11,587</b>	<b>17,407</b>
<b>PROVISIONS AND OILMAN'S STORES . Cwts.</b>	<b>227</b>	<b>103</b>	<b>84</b>	<b>38</b>	<b>40</b>	<b>12,639</b>	<b>7,035</b>	<b>4,884</b>	<b>2,54</b>	<b>3,918</b>
<b>RUBBER MANUFACTURES Value</b>	<b>—</b>	<b>—</b>	<b>—</b>	<b>—</b>	<b>—</b>	<b>6,49,707</b>	<b>7,20,318</b>	<b>7,42,341</b>	<b>2,02,145</b>	<b>34,037</b>
<b>SPICES . . . . .</b>	<b>551</b>	<b>3,439</b>	<b>675</b>	<b>1,417</b>	<b>2,453</b>	<b>18,681</b>	<b>1,47,009</b>	<b>27,825</b>	<b>36,891</b>	<b>70,921</b>
<b>STATIONERY (excluding PAPER) . . . . .</b>	<b>—</b>	<b>—</b>	<b>—</b>	<b>—</b>	<b>—</b>	<b>35,853</b>	<b>16,903</b>	<b>12,941</b>	<b>11,416</b>	<b>7,537</b>
<b>SUGAR—</b>										
Sugar, 16 Dutch standard and above (a) . . . Tons	486	—	—	—	—	92,910	—	—	—	—
Sugar, 23 Dutch standard and above (b) . . . . .	—	605	616	..	488	—	1,12,878	1,81,776	30	85,075
<b>TEA, BLACK . . . . . Lbs.</b>	<b>18,236</b>	<b>10,770</b>	<b>4,224</b>	<b>5,831</b>	<b>3,942</b>	<b>14,865</b>	<b>7,904</b>	<b>2,300</b>	<b>4,102</b>	<b>3,076</b>
<b>“ GREEN . . . . .</b>	<b>..</b>	<b>..</b>	<b>..</b>	<b>..</b>	<b>5,025</b>	<b>..</b>	<b>..</b>	<b>..</b>	<b>..</b>	<b>2,120</b>
<b>Total Tea . . . . .</b>	<b>18,236</b>	<b>10,770</b>	<b>4,224</b>	<b>5,831</b>	<b>8,967</b>	<b>14,865</b>	<b>7,904</b>	<b>2,300</b>	<b>4,102</b>	<b>5,196</b>
<b>TEXTILES—</b>										
<b>Cotton—</b>										
Twist and yarn . . . . .	337,684	239,091	450,781	1,220,203	390,500	3,07,437	2,01,653	3,88,454	8,50,734	2,73,030
Manufactures—Hosiery . . . Value	—	—	—	—	—	24,943	6,151	1,242	..	1,175
<b>Piecegoods—</b>										
Grey (unbleached) . Yards	393,965	489,850	156,717	244,704	81,030	1,07,761	1,11,014	49,687	50,770	15,078
White (bleached) . . . . .	869,519	780,874	707,514	1,185,531	2,537,114	3,05,150	2,26,686	1,08,799	2,53,561	5,53,879
Coloured, printed, or dyed . . . . .	2,687,378	1,538,539	1,329,025	5,034,190	6,522,343	8,78,324	4,25,339	2,87,701	9,02,047	12,40,227
Fents of all descriptions . . . . .	..	..	1,098	..	..	..	..	325	..	..
<b>Total Piecegoods . . . . .</b>	<b>3,950,862</b>	<b>2,809,263</b>	<b>2,194,354</b>	<b>6,414,425</b>	<b>9,140,487</b>	<b>12,91,235</b>	<b>7,68,039</b>	<b>5,06,512</b>	<b>12,13,278</b>	<b>18,09,184</b>
Thread, sewing . . . . . Lbs.	1,859	1,520	1,168	..	..	3,500	4,095	2,610	..	..
Other sorts of manufactures . Value	—	—	—	—	—	7,076	3,120	..	1,250	1,050
<b>Total Cotton manufactures (including twist and yarn) . . . . .</b>	<b>—</b>	<b>—</b>	<b>—</b>	<b>—</b>	<b>—</b>	<b>17,24,791</b>	<b>10,38,058</b>	<b>8,93,818</b>	<b>20,65,262</b>	<b>29,85,075</b>
<b>Haberiasbery and millinery . . . . .</b>	<b>—</b>	<b>—</b>	<b>—</b>	<b>—</b>	<b>—</b>	<b>78,800</b>	<b>31,162</b>	<b>11,452</b>	<b>7,381</b>	<b>7,384</b>

(a) Discontinued from 1930-31.  
 (b) Separately recorded from 1930-31.

No. 13—continued

IRAN—concluded

EXPORTS THERETO—concluded

## FOREIGN MERCHANDISE—concluded

ARTICLES	QUANTITY					VALUE				
	1929-30	1930-31	1931-32	1932-33	1933-34	1929-30	1930-31	1931-32	1932-33	1933-34
<b>TEXTILES—continued</b>						R	R	R	R	R
<b>COTTON—continued</b>										
<b>Silk—</b>										
<b>Manufactures—</b>										
Piece goods . . . Yards	6,333	5,000	..	..	..	11,042	8,720	..	..	..
Other sorts . . . Value	—	—	—	—	—	260	4,809	..	..	..
<b>Total Silk manufactures ..</b>	—	—	—	—	—	11,292	8,529	..	..	..
<b>Wool—</b>										
<b>Manufactures—</b>										
Piece goods . . . Yards	38,837	7,958	5,517	320	1,960	1,16,933	17,558	15,458	2,350	4,065
Other sorts . . . Value	—	—	—	—	—	15,588	2,490	5,298	1,075	1,275
<b>Total Woollen manufactures ..</b>	—	—	—	—	—	1,31,516	20,048	20,751	3,425	5,940
<b>Other textiles—</b>										
Manufactured . . . "	—	—	—	—	—	1,08,590	1,16,976	5,712	242	20,914
<b>VEHICLES (excluding LOCOMOTIVES, ETC., FOR RAILWAYS)</b>	—	—	—	—	—	1,11,308	94,903	47,208	44,180	23,042
<b>WOOD AND TIMBER</b>	—	—	—	—	—	13,832	4,823	2,032	720	4,200
<b>POSTAL ARTICLES</b>	—	—	—	—	—	1,90,610	75,276	83,657	25,263	..
<b>ALL OTHER ARTICLES OF MERCHANDISE</b>	—	—	—	—	—	1,10,110	80,551	23,184	22,519	34,500
<b>GRAND TOTAL</b>	—	—	—	—	—	45,47,114	31,74,255	24,09,759	27,81,733	27,94,844
<b>GRAND TOTAL OF INDIAN AND FOREIGN MERCHANDISE</b>	—	—	—	—	—	2,00,46,164	1,54,29,425	1,32,04,079	83,10,007	84,51,382

## HENJAM ISLAND

## IMPORTS THEREFROM

ARTICLES	QUANTITY					VALUE				
	1929-30	1930-31	1931-32	1932-33	1933-34	1929-30	1930-31	1931-32	1932-33	1933-34
<b>WOOD AND TIMBER—</b>						R	R	R	R	R
Manufactures of wood other than furniture and Cabinet ware . . . Value	—	—	—	—	—	..	..	..	17,408	..
<b>POSTAL ARTICLES NOT SPECIFIED</b> . . . "	—	—	—	—	—	8	6	..	..	..
<b>ALL OTHER ARTICLES OF MERCHANDISE</b> . . . "	—	—	—	—	—	183	1,008	1,555	782	80
<b>GRAND TOTAL</b> . . . "	—	—	—	—	—	191	1,009	1,555	18,190	80

HENZAM ISLAND—continued

EXPORTS THERETO

ARTICLES	QUANTITY					VALUE				
	1929-30	1930-31	1931-32	1932-33	1933-34	1929-30	1930-31	1931-32	1932-33	1933-34.
						R	R	R	R	R
<b>FRUITS AND VEGETABLES—</b>										
Fresh fruits and vegetables Value	—	—	—	—	—	29,648	37,822	29,271	31,013	61,108
GRAIN, PULSE, AND FLOUR Tons	100	92	30	13	32	21,292	15,048	4,190	2,055	3,039
<b>TEXTILES—</b>										
Cotton—										
Twist and Yarn . . . Lbs.	5,700	28,800	4,000	..	8,400	6,000	17,800	2,000	..	4,400
Jute—										
Manufactures—										
Gunny cloth . . . No.	..	..	..	115,000	..	..	..	..	24,062	..
POSTAL ARTICLES . . . Value	—	—	—	—	—	1,008	852	282	243	250
ALL OTHER ARTICLES OF MERCHANDISE . . . "	—	—	—	—	—	13,343	7,229	5,142	1,112	2,089
<b>GRAND TOTAL . . . "</b>	—	—	—	—	—	71,291	78,851	40,885	59,335	70,895

FOREIGN MERCHANDISE

ARTICLES	QUANTITY					VALUE				
	1929-30	1930-31	1931-32	1932-33	1933-34	1929-30	1930-31	1931-32	1932-33	1933-34
						R	R	R	R	R
<b>FRUITS AND VEGETABLES—</b>										
Fresh fruits and vegetables Value	—	—	—	—	—	41,701	34,730	36,591	18,340	10,905
ALL OTHER ARTICLES OF MERCHANDISE . . . "	—	—	—	—	—	17,490	22,352	5,821	2,004	1,634
<b>GRAND TOTAL . . . "</b>	—	—	—	—	—	59,191	57,082	42,412	20,344	12,529
<b>GRAND TOTAL OF INDIAN AND FOREIGN MERCHANDISE . . . "</b>	—	—	—	—	—	1,30,482	1,35,933	83,297	79,729	83,424

AFGHANISTAN

IMPORTS THEREFROM

Nil

EXPORTS THERETO

INDIAN MERCHANDISE

ARTICLES	QUANTITY					VALUE				
	1929-30	1930-31	1931-32	1932-33	1933-34	1929-30	1930-31	1931-32	1932-33	1933-34
						R	R	R	R	R
<b>TEXTILES—</b>										
Cotton—										
Manufactures—										
Piece-goods—										
Coloured printed, or dyed . . . Yds.	16,605	42,144	61,900	4,320	4,000	5,390	7,194	25,030	2,700	1,100
ALL OTHER ARTICLES OF MERCHANDISE . . . Value	—	—	—	—	—	567	4,151	5,245	..	505
<b>GRAND TOTAL . . . "</b>	—	—	—	—	—	6,557	11,345	30,275	2,700	1,605

No. 13—continued  
AFGHANISTAN—continued

## EXPORTS THERETO—continued

## FOREIGN MERCHANDISE

ARTICLES	QUANTITY					VALUE				
	1929-30	1930-31	1931-32	1932-33	1933-34	1929-30	1930-31	1931-32	1932-33	1933-34
						4	R	R	R	R
GRAND TOTAL . Value	—	—	—	—	—	2,219	1,850	31,777	23,079	2,140
GRAND TOTAL OF INDIAN AND FOREIGN MERCHAN- DISE . . . . . "	—	—	—	—	—	8,776	12,805	62,702	25,779	3,745

## MALDIVES

## IMPORTS THEREFROM

ARTICLES	QUANTITY					VALUE				
	1929-30	1930-31	1931-32	1932-33	1933-34	1929-30	1930-31	1931-32	1932-33	1933-34
						R	R	R	R	R
FRUITS AND VEGETABLES— Fresh fruits and vegetables— Fresh fruits—										
Coconuts . . . . No.	2,126,000	2,141,100	2,105,360	1,298,000	1,858,350	67,419	68,232	41,849	32,200	51,673
ALL OTHER ARTICLES OF MERCHANDISE . . . . Value	—	—	—	—	—	1,098	10,698	16,612	20,896	12,847
GRAND TOTAL . . .	—	—	—	—	—	68,517	78,930	58,761	53,096	64,520

## EXPORTS THERETO

## INDIAN MERCHANDISE

ARTICLES	QUANTITY					VALUE				
	1929-30	1930-31	1931-32	1932-33	1933-34	1929-30	1930-31	1931-32	1932-33	1933-34
						R	R	R	R	R
GRAIN, PULSE, AND FLOUR— Rice, not in the husk . Tons	479	87	230	108	109	1,01,810	15,188	32,869	11,010	9,503
Other sorts . . . . . "	9	2	12	3	..	2,908	414	1,276	382	256
Total Grain, Pulse, and Flour . . . . . "	488	89	242	111	109	1,04,718	15,602	34,142	11,992	9,759
TOBACCO— Manufactured . . . Lbs.	301,598	299,529	255,878	294,936	301,320	47,980	60,955	33,700	37,100	38,284
WOOD AND TIMBER . . . . . "	—	—	—	—	—	7,116	6,935	13,760	5,940	4,340
ALL OTHER ARTICLES OF MERCHANDISE . . . . . "	—	—	—	—	—	44,720	42,824	34,643	1,36,003	118,630
GRAND TOTAL . . . . . "	—	—	—	—	—	2,04,532	1,26,316	1,16,145	1,91,635	71,013

## FOREIGN MERCHANDISE

ARTICLES	QUANTITY					VALUE				
	1929-30	1930-31	1931-32	1932-33	1933-34	1929-30	1930-31	1931-32	1932-33	1933-34
						R	R	R	R	R
GRAND TOTAL . Value	—	—	—	—	—	5,530	1,742	17,861	3,794	6,578
GRAND TOTAL OF INDIAN AND FOREIGN MER- CHANDISE . . . . . "	—	—	—	—	—	2,10,062	1,28,668	1,34,006	1,95,429	77,591

CEYLON

IMPORTS THEREFROM

ARTICLES	QUANTITY					VALUE				
	1929-30	1930-31	1931-32	1932-33	1933-34	1929-30	1930-31	1931-32	1932-33	1933-34
<b>ANIMALS, LIVING—</b>						R	R	R	R	R
Horses . . . . . No.	32	44	82	30	23	87,800	52,501	56,600	13,185	31,809
Other kinds . . . . . "	290	38	360	168	135	5,474	4,610	11,123	1,024	11,403
<b>Total Animals, living</b> . . . . . "	<b>322</b>	<b>82</b>	<b>442</b>	<b>198</b>	<b>158</b>	<b>93,274</b>	<b>57,111</b>	<b>67,723</b>	<b>14,209</b>	<b>43,212</b>
<b>APPAREL (excluding HOSIERY AND BOOTS AND SHOES)—</b>										
Apparel (including drapery, uniforms, accoutrements) . . . . . Value	—	—	—	—	—	68,500	63,802	48,588	22,655	12,000
Gold and Silver thread . . . . . "	—	—	—	—	—	2,81,184	10,723	2,479	41,460	11,532
Others . . . . . "	—	—	—	—	—	808	138	3,729	1,111	1,911
<b>Total Apparel, etc.</b> . . . . . "	<b>—</b>	<b>—</b>	<b>—</b>	<b>—</b>	<b>—</b>	<b>3,50,643</b>	<b>74,663</b>	<b>54,796</b>	<b>65,226</b>	<b>25,443</b>
<b>ARMS, AMMUNITION, AND MILITARY STORES—</b>										
Miscarms, and parts thereof . . . . . "	—	—	—	—	—	10,748	7,995	8,597	7,262	6,547
Others . . . . . "	—	—	—	—	—	1,144	634	411	430	761
<b>Total Arm, Ammunition, and Military stores</b> . . . . . "	<b>—</b>	<b>—</b>	<b>—</b>	<b>—</b>	<b>—</b>	<b>11,892</b>	<b>8,629</b>	<b>9,008</b>	<b>7,692</b>	<b>7,308</b>
<b>ART, WORKS OF, other than PICTURES</b> . . . . . "	—	—	—	—	—	10,010	8,298	6,052	6,349	8,405
<b>BOOKS, PRINTED, AND PRINTED MATTER (not being STATIONERY), including MAPS AND CHARTS</b> . Cwts.	259	244	283	365	301	32,111	24,061	33,771	25,204	19,382
<b>BUILDING AND ENGINEERING MATERIALS, other than OF IRON, STEEL, OR WOOD—</b>										
Cement . . . . . Tons	191	111	56	245	48	12,961	8,858	3,224	10,460	2,365
Other sorts . . . . . Value	—	—	—	—	—	5,329	54,379	7,744	4,031	10,375
<b>Total Building and Engineering materials, other than of Iron, steel or wood</b> . . . . . "	<b>—</b>	<b>—</b>	<b>—</b>	<b>—</b>	<b>—</b>	<b>18,290</b>	<b>62,737</b>	<b>10,968</b>	<b>14,491</b>	<b>12,740</b>
<b>CHEMICALS AND CHEMICAL PREPARATIONS (excluding CHEMICAL MANURES AND MEDICINES)</b> . . . . . "	—	—	—	—	—	35,930	34,844	22,773	20,331	18,036
<b>CLOCKS AND WATCHES AND PARTS THEREOF</b> . . . . . "	—	—	—	—	—	18,201	3,645	3,490	2,502	1,251
<b>COAL AND COKE—</b>										
Coal . . . . . Tons	800	854	710	347	1,660	3,300	11,820	12,780	6,281	27,925
<b>COFFEY, other than ROASTED OR GROUND</b> . . . . . Cwts.	19,670	11,266	18	..	..	10,50,933	5,03,163	804	..	85
<b>Coir—</b>										
Unmanufactured . . . . . Tons	851	618	635	741	683	97,505	52,410	56,890	56,147	50,044
Manufactured (excluding rope and belting) . . . . . "	42	38	34	30	34	11,220	9,266	7,767	6,407	6,739
Cordage and rope of vegetable fibre (excluding Jute and Cotton) . . . . . Cwts.	268	731	588	1,124	847	5,162	7,718	6,058	16,803	8,433
<b>DRUGS AND MEDICINES (excluding CHEMICALS AND NARCOTICS)</b> . . . . . Value	—	—	—	—	—	15,222	17,263	9,078	20,154	51,534
<b>DYEING AND TANNING SUBSTANCES</b> . . . . . "	—	—	—	—	—	4,626	1,619	2,144	3,644	..
<b>EARTHENWARE AND PORCELAIN</b> . . . . . "	—	—	—	—	—	10,182	11,412	4,582	6,253	6,764
<b>FISH (excluding CANNED FISH) Cwts.</b>	<b>1,165</b>	<b>1,083</b>	<b>1,876</b>	<b>901</b>	<b>852</b>	<b>16,581</b>	<b>10,916</b>	<b>21,170</b>	<b>12,547</b>	<b>6,890</b>

No. 13—continued  
 CEYLON—continued  
 IMPORTS THEREFROM—continued

ARTICLES	QUANTITY					VALUE				
	1929-30	1930-31	1931-32	1932-33	1933-34	1929-30	1930-31	1931-32	1932-33	1933-34
<b>FRUITS AND VEGETABLES—</b>						R	R	R	R	R
Fresh fruits and vegetables—										
Fresh fruits—										
Coconuts . . . . . No.	1,732,260	408,708	2,667,305	7,062,805	2,310,302	79,737	10,822	1,09,038	2,71,808	65,630
Others . . . . . Value	—	—	—	—	—	1,10,400	1,34,643	92,537	93,412	89,782
Fresh vegetables of all kinds . . . . . " "	—	—	—	—	—	6,961	6,616	2,386	1,347	4,190
Fruits and vegetables: dried, salted, or preserved, not being canned or bottled . . . . . Tons	101	104	106	50	74	16,527	28,325	26,038	8,673	11,149
<b>Total Fruits and Vegetables Value</b>	—	—	—	—	—	2,19,715	1,84,406	2,31,464	3,75,330	1,70,660
<b>FURNITURE AND CABINETWARE—</b>										
Furniture of wood (other than bedsteads) . . . . . "	—	—	—	—	—	21,367	24,068	12,284	11,012	11,472
Furniture of other materials (other than bedsteads) . . . . . "	—	—	—	—	—	15,342	20,458	18,412	11,497	6,107
Others . . . . . "	—	—	—	—	—	5,222	6,961	3,412	2,853	1,992
<b>Total Furniture and Cabinetware . . . . . "</b>	—	—	—	—	—	41,931	51,482	34,108	25,362	19,571
<b>GLASS AND GLASSWARE . . . . . "</b>	—	—	—	—	—	23,718	26,415	19,752	13,235	12,067
<b>GRAIN, PULSE AND FLOUR—</b>										
Pulse . . . . . Tons	683	1,185	616	170	543	1,07,956	1,47,948	66,937	16,237	60,101
Others . . . . . "	577	1,095	738	513	59	81,123	1,59,197	68,630	31,005	4,816
<b>Total Grain, Pulse and Flour . . . . . "</b>	1,260	2,280	1,354	683	602	1,89,079	3,07,145	1,35,567	47,242	64,917
<b>GUMS AND RESINS . . . . . Cwts.</b>	591	148	36	228	201	21,713	3,744	708	11,347	4,043
<b>HARDWARE (excluding CUTLERY AND ELECTRO-PLATED WARE) . . . . . Value</b>	—	—	—	—	—	3,75,979	3,72,269	6,11,301	7,69,146	3,92,476
<b>HIDES AND SKINS, RAW—</b>										
Hides, raw . . . . . { Tons 331 308 344 396 352						} 2,34,094	} 1,32,586	} 1,32,562	} 1,19,886	} 97,780
=No. =64,105 =46,011 =49,478 =52,771 =47,859										
Skins, raw . . . . . { Tons 655 401 301 198 201						} 10,87,721	} 4,76,995	} 3,14,513	} 1,65,768	} 1,79,519
=No. =382,912 =277,183 =269,257 =150,005 =135,855										
Total Hides and Skins, raw . . . . . { Tons 986 764 645 594 613						} 13,22,715	} 6,09,581	} 4,47,075	} 2,85,654	} 2,77,249
=No. =447,017 =322,194 =318,730 =202,776 =183,714										
<b>INSTRUMENTS, APPARATUS, AND APPLIANCES AND PARTS THEREOF—</b>										
Photographic—										
Cinematograph Films .Length in feet	555,157	321,328	1,271,628	2,487,802	1,674,271	1,49,857	71,080	1,10,817	2,12,094	1,92,242
Other kinds . . . . . Value	—	—	—	—	—	45,169	72,219	47,844	38,974	35,540
<b>Total value of Instruments, Apparatus, and Appliances and parts thereof . . . . . "</b>	—	—	—	—	—	1,95,026	1,43,300	1,58,661	2,51,068	2,27,782
<b>JEWELLERY (excluding IMITATION JEWELLERY AND PRECIOUS STONES AND PEARLS, UNSET), ALSO PLATE OF GOLD AND SILVER—</b>										
Jewellery . . . . . "	—	—	—	—	—	20,310	13,560	11,508	6,194	6,315
Plate of gold and silver . . . . . "	—	—	—	—	—	11,154	4,182	6,400	1,910	928
<b>Total of Jewellery . . . . . "</b>	—	—	—	—	—	31,464	17,742	17,908	8,104	7,243
<b>LEATHER—</b>										
Hides, tanned or dressed . . . . . { Tons 45 34 35 9 6						} 71,662	} 51,084	} 38,420	} 8,948	} 7,800
=No. =13,895 =9,291 =9,534 =2,496 =1,917										
Skins, tanned or dressed . . . . . { Tons 8 1 .. ..						} 5,277	} 442	} 145	} 1,082	} 553
=No. =1,052 =129 =16 =233 =285										
Total Hides and Skins, tanned or dressed . . . . . { Tons 48 35 35 9 6						} 76,939	} 51,476	} 38,565	} 10,030	} 8,353
=No. =14,947 =9,420 =9,550 =2,729 =2,202										

ARTICLES	QUANTITY					VALUE				
	1929-30	1930-31	1931-32	1932-33	1933-34	1929-30	1930-31	1931-32	1932-33	1933-34
						R	R	R	R	R
<b>LIQUORS including DENATURED AND PERFUMED SPIRITS—</b>										
Spirit . . . gals.	4,660	2,735	422	130	170	17,214	11,327	4,179	3,229	2,904
Other sorts of liquors . . "	211	310	140	26	71	1,610	2,076	950	280	425
<b>Total Liquors . . . "</b>	<b>4,871</b>	<b>3,045</b>	<b>562</b>	<b>156</b>	<b>241</b>	<b>18,824</b>	<b>13,403</b>	<b>5,129</b>	<b>3,509</b>	<b>3,329</b>
<b>MACHINERY AND MILLWORK—</b>										
Prime-movers (other than electrical) . . . Value	—	—	—	—	—	27,991	18,952	11,781	24,351	14,600
Tea machinery . . . "	—	—	—	—	—	69,062	1,33,506	90,728	1,22,588	1,44,765
Other sorts of machinery . . "	—	—	—	—	—	81,046	62,302	1,14,253	63,709	31,675
<b>Total Machinery and Millwork . . . "</b>	<b>—</b>	<b>—</b>	<b>—</b>	<b>—</b>	<b>—</b>	<b>1,78,099</b>	<b>2,19,160</b>	<b>2,16,762</b>	<b>2,00,639</b>	<b>1,01,040</b>
<b>MANURES—</b>										
Nitrogenous . . . Tons	..	..	122	152	296	..	..	17,242	21,017	29,928
Phosphatic . . . "	6	1	119	..	..	625	72	14,619	..	..
Other sorts . . . "	51	566	124	39	16	3,537	44,024	14,647	2,073	761
<b>Total Manures . . . "</b>	<b>57</b>	<b>567</b>	<b>365</b>	<b>191</b>	<b>312</b>	<b>4,162</b>	<b>44,096</b>	<b>40,668</b>	<b>23,090</b>	<b>30,629</b>
<b>MATS AND MATTING, except COIR AND RUBBER . Sq. Yards</b>										
	23,923	24,226	23,625	23,329	18,113	12,459	10,795	10,508	7,330	5,434
<b>METALS AND ORES—</b>										
Brass, Bronze, and similar alloys and manufactures thereof . . . Cwts.	1,210	769	209	711	209	49,417	27,773	5,986	10,730	8,723
Copper (excluding ores) . . "	632	718	81	148	202	26,025	25,074	3,092	4,108	5,213
<b>Iron or Steel—</b>										
Beams, channels, pillars, girders, and bridgework Tons	29	233	8	9	10	7,811	62,138	1,144	1,292	1,200
Old for re-manufacture . . "	1,175	1,184	679	1,115	779	40,051	31,455	21,543	31,508	19,709
Other manufactures . . . "	55	58	53	88	25	19,971	20,775	13,412	23,308	9,100
<b>Total Iron or Steel . . . "</b>	<b>1,259</b>	<b>1,475</b>	<b>740</b>	<b>1,212</b>	<b>814</b>	<b>67,833</b>	<b>1,14,368</b>	<b>31,099</b>	<b>66,108</b>	<b>30,169</b>
<b>Lead—</b>										
<b>Unwrought—</b>										
Pig . . . Cwts.	2,330	1,933	981	1,604	1,240	33,005	21,815	9,227	15,145	10,191
<b>Wrought—</b>										
Sheets for tea chests . . "	4,854	2,732	1,959	129	..	1,10,585	53,373	31,680	779	8
Other sorts . . . "	1,702	982	1,018	3,020	1,501	19,841	10,451	10,076	19,179	8,144
<b>Total Lead (excluding Ore) . . "</b>	<b>8,886</b>	<b>5,647</b>	<b>3,958</b>	<b>4,853</b>	<b>2,741</b>	<b>1,63,431</b>	<b>85,639</b>	<b>50,983</b>	<b>35,103</b>	<b>18,343</b>
Others . . . Tons	60	48	204	60	48	13,255	20,274	56,524	18,664	13,580
<b>Total Metals (excluding Ores) . . "</b>	<b>1,862</b>	<b>1,878</b>	<b>1,165</b>	<b>1,567</b>	<b>1,028</b>	<b>3,22,001</b>	<b>2,73,128</b>	<b>1,51,674</b>	<b>1,80,713</b>	<b>76,178</b>
<b>OILS—</b>										
Essential . . . Gals.	3,484	6,258	5,977	5,349	5,281	49,182	94,624	79,552	71,007	61,074
Mineral oils . . . "	18,278	11,027	14,165	10,672	9,612	18,628	12,856	26,366	17,273	18,483
<b>Vegetable, non-essential—</b>										
Coconut . . . "	1,544,662	1,201,667	3,297,758	6,919,250	4,527,735	31,84,421	18,27,634	42,29,134	70,28,531	42,99,517
Other sorts . . . "	690	442	—	—	—	2,807	1,124	2,116	2,593	3,833
<b>Total Oils (a) . . . "</b>	<b>1,567,114</b>	<b>1,219,994</b>	<b>—</b>	<b>—</b>	<b>—</b>	<b>32,56,038</b>	<b>19,35,038</b>	<b>48,35,168</b>	<b>80,19,464</b>	<b>43,97,012</b>

(a) Quantity not shown from 1933-34.

No. 13—continued  
CEYLON—continued

## IMPORTS THEREFROM—continued

ARTICLES	QUANTITY					VALUE				
	1929-30	1930-31	1931-32	1932-33	1933-34	1929-30	1930-31	1931-32	1932-33	1933-34
<b>PAINTS AND PAINTERS' MATERIALS—</b>						R	R	R	R	R
Paints and colours—										
Graphite . . . Cwts.	6,913	6,338	4,762	6,470	5,835	60,250	51,084	31,226	30,017	35,925
Othersorts . . . "	323	164	181	73	121	10,447	6,801	11,818	2,094	5,792
Total Paints and colours ..	7,236	7,002	4,943	6,543	6,006	70,708	58,485	43,044	41,111	41,717
<b>PRECIOUS STONES, AND PEARLS, UNSET—</b>										
Pearls . . . Value	—	—	—	—	—	13,548	3,350	3,560	3,020	204
Other precious stones . . "	—	—	—	—	—	72,336	42,909	20,227	20,292	25,199
Total Precious Stones and Pearls, unset . . "	—	—	—	—	—	85,884	46,259	23,807	23,312	25,403
<b>PROVISIONS AND OILMAN'S STORES—</b>										
Canned or bottled provisions . . . Cwts.	246	204	132	227	112	11,805	6,966	7,110	8,717	3,610
Farinaceous and patent foods—										
Farinaceous foods, in bulk . . . "	429	1,008	1,561	446	—	4,643	10,392	11,797	2,531	2
Other sorts of provisions Value	—	—	—	—	—	1,18,880	12,065	1,10,402	55,431	36,209
Total Provisions and Oilman's stores . . "	—	—	—	—	—	1,35,418	5,20,422	1,20,360	66,070	39,821
<b>RUBBER—</b>										
Raw . . . Lbs.	228,400	175,599	284,883	108,388	886,354	1,71,245	1,11,107	96,753	33,396	1,90,316
Manufactures—										
Pneumatic motor covers NO.	239	424	1,298	432	1,046	11,824	17,171	48,806	15,882	32,493
Other manufactures . Value	—	—	—	—	—	7,636	15,838	10,245	35,104	8,112
Total Rubber manufactures ..	—	—	—	—	—	19,460	33,009	69,051	51,076	40,605
<b>SEEDS—</b>										
Oilseeds—										
Essential . . . Tons	493	58	165	1	..	2,03,689	9,828	34,400	199	5
Non-essential—										
Copra or coconut kernel ..	119	58	1,243	12,620	21,761	49,118	32,138	2,20,799	23,28,256	29,82,623
Tea . . . . "	9	5	..	..	..	17,326	9,162	489	16	27
Other sorts . . . . "	315	91	1,464	111	52	11,707	9,036	1,69,392	10,737	24,487
Total Seeds . . . . "	936	207	2,877	12,741	21,813	2,32,210	50,154	4,25,080	23,48,208	30,07,042
<b>SHELLS AND COWRIES—</b>										
Shells (chanks, sankhil, large ornamental shells, cowries, mother-of-pearl shells, and oyster shells) . . . Cwts.	9,766	9,352	8,930	9,905	8,864	46,146	54,277	44,016	36,559	31,987
Other sorts . . . Value	—	—	—	—	—	9,769	7,755	1,575	3,368	2,275
Total Shells and Cowries . . "	—	—	—	—	—	55,915	62,032	45,591	39,917	34,262
<b>SOAP . . . . Cwts.</b>	335	194	56	146	57	13,734	7,392	4,503	7,610	4,817
<b>SPICES—</b>										
Boteinate . . . . "	120,503	169,817	97,599	99,969	87,257	33,58,098	35,37,338	20,68,255	17,35,383	14,77,258
Cardamoms . . . . "	73	19	104	186	44	10,432	2,865	10,360	18,016	3,981
Chillies . . . . "	382	809	612	312	231	8,114	19,042	9,458	3,897	3,761
Cloves . . . . "	214	130	266	419	144	16,919	8,305	12,159	15,736	4,673
Nutmegs . . . . "	588	431	361	287	434	15,849	13,676	8,273	4,426	8,236
Pepper . . . . "	960	333	376	41	208	78,369	19,477	23,745	1,540	7,170
Other sorts . . . . "	247	137	209	114	148	12,853	8,616	6,012	3,387	3,202
Total Spices . . . . "	122,917	171,685	99,527	101,328	88,469	35,10,634	96,09,819	21,38,862	17,82,385	15,08,290
<b>STONE AND MARBLE . . TONS</b>	135	106	954	928	294	956	764	12,863	10,905	6,382



ARTICLES	QUANTITY					VALUE				
	1929-30	1930-31	1931-32	1932-33	1933-34	R	R	R	R	R
<b>SOAP—</b>										
Sugar, 16 Dutch Standard and above (1) Tons	3,632	—	—	—	—	8,32,266	—	—	—	..
Sugar 23 Dutch Standard and above ..	—	5,722	662	77	5	—	9,46,315	1,25,015	8,862	653
Other sorts ..	..	2	126	..	..	655	827	14,020	4	6
Total Sugar ..	3,632	5,724	1,088	77	5	8,32,951	9,46,542	1,39,035	8,866	659
<b>TEA—</b>										
Black .. Lba.	2,358,873	1,726,364	2,206,938	1,891,114	827,331	17,09,941	12,23,235	15,46,169	11,27,396	5,02,221
Green ..	222,151	414,761	431,986	94,481	50,837	1,78,077	3,12,843	2,63,215	56,839	23,189
Total Tea ..	2,581,024	2,141,145	2,728,924	1,985,595	878,218	18,88,018	15,41,078	18,09,384	11,83,235	5,25,410
<b>TEXTILES—</b>										
<b>Cotton—</b>										
Manufactures—										
Piecegoods—										
Gray (unbleached) .Yards	80,801	28,705	46,842	16,637	55,681	17,772	10,881	11,923	5,700	12,324
White (bleached) ..	152,824	100,148	193,914	116,308	75,814	69,741	63,080	48,750	38,404	17,928
Coloured, printed, or dyed ..	272,505	306,816	296,979	160,100	108,028	1,34,488	1,20,111	98,595	60,094	26,539
Other sorts of manufactures .. Value	—	—	—	—	—	14,184	9,243	5,354	8,287	3,191
Total Cotton manufactures (excluding twist and yarn) ..	—	—	—	—	—	2,36,186	1,93,316	1,64,927	1,12,575	60,032
Haberdashery and millinery ..	..	..	..	..	..	8,770	6,314	3,780	3,646	3,560
<b>Jute—</b>										
Manufactures—										
Gunny bags .. No.	5,052,131	4,463,053	4,081,025	3,883,860	3,499,071	15,07,833	12,03,838	9,74,146	8,88,865	7,43,505
Other manufactures Value	—	—	—	—	—	18,452	339	90	83	39
Total Jute Manufactures ..	—	—	—	—	—	15,26,285	12,04,175	9,74,245	8,98,948	7,43,634
<b>Silk—</b>										
Silk piecegoods .. Yards	8,243	8,721	24,731	20,134	20,074	17,141	16,366	42,468	24,299	23,920
Other sorts .. Value	—	—	—	—	—	13,330	15,279	1,931	4,822	1,897
Total of Silk Manufactures (including silk yarn, holls, etc.) ..	—	—	—	—	—	30,471	31,535	44,384	29,121	25,826
<b>Wool manufactures ..</b>	—	—	—	—	—	8,871	6,999	18,070	6,322	4,037
<b>Artificial silk—</b>										
Piecegoods of Cotton† and artificial silk .. Yds.	1,180	—	—	—	—	1,199	—	—	—	—
Piecegoods made entirely* of artificial silk ..	—	205	24,600	23,146	10,279	—	188	10,272	7,051	4,070
Piecegoods made of cotton* and artificial silk ..	—	4,122	6,451	28	674	—	2,930	2,965	14	189
<b>TOYS AND REQUISITES FOR GAMES AND SPORTS, including FISHING TACKLE .. Value</b>	—	—	—	—	—	8,240	6,352	6,321	6,872	6,336
<b>UMBRELLAS AND UMBRELLA FITTINGS ..</b>	—	—	—	—	—	45,864	42,303	24,006	22,022	18,179
<b>VEHICLES, excluding LOCOMOTIVES, ETC., FOR RAILWAYS—</b>										
mechanically propelled vehicles (excluding Railway locomotives and tractors)—										
Motor cars (including taxi cabs) .. No.	31	50	50	31	21	82,902	1,25,139	65,556	46,617	30,092
Motor cycles (including scooters) ..	22	17	5	10	6	9,642	6,305	1,806	5,480	1,667
Motor omnibuses, motor vans and motor lorries ..	2	29	3	..	..	3,320	84,423	20,441	..	..
Parts of mechanically propelled vehicles and accessories, other than of aircraft (excluding rubber tyres) .. Value	—	—	—	—	—	14,409	13,994	10,883	3,781	4,851
Total Mechanically propelled vehicles (excluding railway locomotives and tractors) ..	—	—	—	—	—	1,10,278	1,79,861	1,18,576	55,884	45,510
Ships, parts of ..	—	—	—	—	—	12,138	1,968	215	1,010	6
Other kinds of Vehicles ..	—	—	—	—	—	3,025	1,928	1,501	1,119	1,365
Total Vehicles, excluding Locomotive, etc., for railways ..	—	—	—	—	—	1,25,431	1,83,752	1,20,292	58,013	46,821

\* Separately shown from September, 1930.  
 † Sub-divided from September, 1930.  
 (a) Sub-divided from 1930-31.

## No. 13—continued

## CEYLON—continued

## IMPORTS THEREFROM—concluded

ARTICLES	QUANTITY					VALUE				
	1929-30	1930-31	1931-32	1932-33	1933-34	1929-30	1930-31	1931-32	1932-33	1933-34
						R	R	R	R	R
WOOD AND TIMBER—										
Other kinds of wood and timber . . . Value	—	—	—	—	—	37,379	55,548	61,709	30,177	16,717
Manufactures of wood, other than furniture and cabinet ware . . .	—	—	—	—	—	15,353	35,386	16,979	7,147	14,484
Total Wood and Timber . . .	—	—	—	—	—	52,732	90,934	78,688	43,324	31,201
POSTAL ARTICLES NOT SPECIFIED . . .	—	—	—	—	—	5,51,122	5,76,495	4,20,238	3,41,308	2,95,705
ALL OTHER ARTICLES OF MERCHANDISE . . .	—	—	—	—	—	3,10,847	1,81,012	65,404	58,892	50,085
GRAND TOTAL . . .	—	—	—	—	—	1,30,18,013	1,48,46,619	1,36,77,539	1,76,40,787	1,28,88,040

## EXPORTS THERETO

## INDIAN MERCHANDISE

ARTICLES	QUANTITY					VALUE				
	1929-30	1930-31	1931-32	1932-33	1933-34	1929-30	1930-31	1931-32	1932-33	1933-34
						R	R	R	R	R
ANIMALS, LIVING—										
Cattle (excepting sheep and goats) . . . No.	1,039	959	672	715	742	1,03,375	97,462	61,092	53,218	61,090
Horses . . .	11	5	1	31	49	16,500	14,000	1,200	62,000	48,760
Sheep and goats . . .	131,313	82,893	57,009	37,087	38,439	24,26,130	16,57,830	11,30,980	7,42,005	7,03,806
Other kinds . . .	224,411	137,677	45,279	195	1,185	2,04,011	1,31,177	46,649	216	11,757
Total Animals, living . . .	367,374	221,534	102,861	38,028	40,415	27,50,516	19,00,469	12,48,921	8,58,039	8,86,372
APPAREL (including DRAPERY, UNIFORMS, AND ACCOUTREMENTS, BUT excluding HOSIERY AND BOOTS AND SHOES) . . . Value	—	—	—	—	—	1,32,827	78,309	54,785	60,003	55,511
BONES FOR MANUFACTURING PURPOSES . . . Tons	2,387	1,025	737	130	30	2,45,940	1,61,225	73,730	6,160	1,030
BOOKS, PRINTED, AND PRINTED MATTER (not including STATIONERY), including MAPS AND CHARTS . . . Cwts.	1,870	1,328	1,048	1,130	1,265	2,11,801	1,94,407	1,35,474	1,34,359	1,45,408
BOOTS AND SHOES . . . Pairs	62,220	37,716	42,056	27,457	25,751	62,387	67,573	72,652	56,777	53,667
BUILDING AND ENGINEERING MATERIALS, other than OF IRON, STEEL OR WOOD—										
Bricks . . . No.	277,443	100,054	106,169	90,024	82,861	23,321	12,079	22,842	13,091	11,857
Chalk and lime . . . Cwts.	19,704	10,913	750	1	10	28,945	11,688	1,000	16	50
Tiles . . . No.	9,552,292	6,133,928	3,143,093	4,526,834	4,070,409	5,40,488	3,35,702	1,75,858	2,60,672	2,16,793
Other kinds . . . Cwts.	1,365	1,820	2,040	3,309	3,047	6,234	4,506	7,591	6,556	6,643
Total Building and Engineering materials . . . Value	—	—	—	—	—	5,98,938	3,63,975	2,06,791	2,71,224	2,34,253
CANDLES OF ALL KINDS . . . Lbs.	1,116,480	653,529	540,670	402,470	664,845	3,13,978	2,40,100	1,52,061	1,38,508	1,86,938
CHEMICALS AND CHEMICAL PREPARATIONS (excluding CHEMICAL MANURES AND MEDICINES)—										
Potassium compounds—										
Salt-petre . . . Cwts.	52,680	53,031	58,260	23,582	21,103	5,01,421	4,29,514	3,42,326	1,37,929	1,44,872
Other sorts of chemicals Value	—	—	—	—	—	34,577	37,723	28,370	47,797	41,693
Total Chemicals, etc. . .	—	—	—	—	—	5,35,998	4,67,237	3,70,696	1,85,716	1,86,565
COAL AND COKE . . . Tons	341,366	296,416	273,166	169,478	223,078	41,19,126	36,25,830	33,01,258	20,13,240	25,90,191
COFFEES . . . Cwts.	451	332	246	206	231	42,456	27,132	16,853	15,038	13,534

INDIAN MERCHANDISE—continued

ARTICLES	QUANTITY					VALUE				
	1923-30	1930-31	1931-32	1932-33	1933-34	1923-30	1930-31	1931-32	1932-33	1933-34
						R	R	R	R	R
<b>COIR—</b>										
Manufactured (excluding rope) . . . Tons	125	110	68	57	417	43,379	40,197	17,571	13,497	69,744
<b>CORDAGE AND ROPE OF VEGETABLE FIBRE (excluding JUTE AND COTTON) . . . Cwts.</b>	900	694	934	727	510	31,207	23,191	25,025	16,005	10,106
<b>DRUGS AND MEDICINES (excluding CHEMICALS AND NARCOTICS) . . . Value</b>	—	—	—	—	—	1,15,784	90,502	91,161	1,00,122	1,03,657
<b>DYEING AND TANNING SUBSTANCES—</b>										
Barks for tanning . . . Cwts.	3,054	1,852	4,335	2,800	1,818	14,330	7,839	17,465	8,219	7,054
Cutch and gambler . . . "	953	754	800	545	508	27,843	10,781	15,509	8,740	9,125
Hyrobalans . . . "	4,392	580	53	596	..	29,743	4,381	409	5,027	..
Ferrocic . . . "	11,737	12,224	11,095	11,983	12,413	1,80,031	1,38,006	1,14,178	1,43,411	1,00,866
Other sorts . . . "	4,278	1,916	896	523	948	10,680	17,279	10,748	3,000	3,908
Total Dyeing and Tanning substances . . . "	24,414	17,326	17,179	16,452	16,717	2,72,127	1,87,786	1,58,309	1,69,357	1,21,043
<b>EARTHENWARE AND PORCELAIN (including PIPES OF EARTHENWARE) . . . Value</b>	—	—	—	—	—	35,955	32,470	22,514	21,720	25,622
<b>FIBRE FOR BRUSHES AND BROOMS . . . Tons</b>	61	22	11	7	8	20,516	4,932	3,520	2,406	1,749
<b>FISH (excluding CANNED FISH)—</b>										
Fish, dry, unsalted . . . Cwts.	43,425	66,706	81,831	107,025	84,952	7,24,983	10,91,829	12,98,210	15,63,180	12,18,043
" " salted . . . "	221,197	184,120	140,135	92,384	125,250	49,59,101	42,52,151	28,54,775	19,35,428	23,21,214
Fishmaws and Sharkfins ;	854	15	75	96	209	42,118	1,150	4,800	3,600	9,290
Fish, wet, salted (ngap) ;	11,301	7,202	9,624	6,720	10,261	69,940	50,382	61,217	67,200	65,406
Total of Fish . . . "	281,777	258,043	231,665	206,225	220,672	57,96,142	53,96,612	42,19,002	35,69,468	36,14,853
<b>PODICE, BRAN, AND POLLARDS (excluding CILGAKK) . . . Tons</b>	6,119	7,368	6,881	7,063	7,136	6,26,391	4,98,792	3,85,998	4,27,462	3,53,599
<b>FRUITS AND VEGETABLES—</b>										
Fresh fruits and vegetables—										
Fresh fruits . . . Value	—	—	—	—	—	41,525	13,636	19,721	5,862	8,526
Fresh vegetables of all kinds . . . "	—	—	—	—	—	24,45,492	24,83,278	10,32,479	13,24,828	16,50,143
Fruits and vegetables: dried, salted, or preserved, all sorts . . . Tons	3,497	1,860	2,010	2,198	2,026	5,06,909	2,55,795	2,34,322	2,36,762	3,83,612
Total Fruits and Vegetables . . . Value	—	—	—	—	—	29,93,926	27,52,709	18,83,522	20,67,452	20,42,286
<b>FURNITURE AND CABINET-WARE . . . "</b>	—	—	—	—	—	25,044	19,251	9,088	11,681	10,813
<b>GLASS AND GLASSWARE . . . "</b>	—	—	—	—	—	15,441	10,434	6,150	14,525	6,330
<b>GRAIN, PULSE, AND FLOUR—</b>										
Barley . . . Tons	98	52	64	65	71	15,510	5,262	5,193	4,326	4,631
Jowar and bajra . . . "	65	129	57	58	37	11,247	15,647	6,062	4,914	3,009
Oats . . . "	361	62	170	437	454	69,393	10,710	25,706	60,501	38,010
Pulse—										
Beans . . . "	755	992	735	761	791	1,16,254	1,17,031	74,340	64,293	74,073
Gram . . . "	2,930	3,015	3,317	3,097	2,480	5,28,286	4,79,110	4,13,498	3,74,350	2,90,473
Lentils . . . "	776	413	459	1,484	2,925	1,92,449	94,456	74,591	3,34,803	4,91,443
Other sorts . . . "	12,693	13,056	13,916	11,908	12,406	24,43,287	19,21,254	17,60,698	14,19,663	13,35,409
Total Pulse . . . "	17,154	17,476	18,427	17,250	18,552	32,80,276	26,12,451	23,23,127	21,93,109	21,91,398
Rice in the husk . . . "	22,374	17,413	20,803	13,672	9,632	17,83,803	10,70,355	10,76,529	6,78,839	3,78,015
Rice, not in the husk—										
Boiled rice . . . "	404,934	423,536	395,022	387,690	396,467	6,15,08,636	5,38,73,974	3,55,29,817	3,34,33,817	2,65,48,143
Cleaned rice . . . "	1,639	2,407	4,832	1,859	598	2,04,588	3,33,381	4,43,562	2,05,501	79,373
Broken cleaned rice . . . "	19,500	17,997	9,778	4,559	6,101	25,14,989	18,98,355	6,37,585	3,26,532	3,07,780
Other sorts . . . "	266	297	187	266	163	90,238	84,838	50,114	64,343	36,326
Total Rice, not in the husk . . . "	426,345	444,237	409,899	394,314	403,329	6,44,08,461	5,61,90,543	3,06,61,029	3,40,20,193	2,69,71,632

No. 13—continued  
 CEYLON—continued  
 EXPORTS THERE TO—continued

## INDIAN MERCHANDISE—continued

ARTICLES	QUANTITY					VALUE				
	1929-30	1930-31	1931-32	1932-33	1933-34	1929-30.	1930-31	1931-32	1932-33	1933-34
<b>GRAIN, PULSE AND FLOUR—contd.</b>										
Wheat . . . Tons.	33	75	145	166	229	8,296	13,592	20,139	20,004	26,784
Wheat flour . . . "	1,291	1,254	812	325	254	2,82,027	2,80,917	88,316	40,508	28,817
Other sorts . . . "	148	130	127	178	154	30,230	21,368	14,727	17,142	15,081
Total Grain, Pulse, and Flour . . . "	467,869	480,828	450,474	426,465	432,712	6,98,89,244	6,01,60,845	4,02,20,886	3,70,29,530	2,96,57,377
<b>HARDWARE AND CUTLERY, including PLATED WARE Value</b>										
	—	—	—	—	—	2,42,874	2,21,384	93,536	1,01,058	79,011
HIDES AND SKINS, RAW { Tons =No.	1 =16,508	.. =11,468	4 =15,167	14 =58,729	14 =20,265	15,277	11,194	7,993	38,544	18,312
INSTRUMENTS, APPARATUS, AND APPLIANCES, AND PARTS THEREOF Value	—	—	—	—	—	1,13,008	90,855	1,31,431	33,023	47,247
LAC . . . Cwts.	117	134	107	165	161	15,358	9,424	6,309	6,489	6,180
<b>LEATHER—</b>										
Hides, tanned or dressed { Tons =No.	1 =2,010	.. =1,328	.. =1,232	.. =809	.. =1,908	13,007	4,292	5,261	8,274	6,831
<b>Skins, tanned or dressed—</b>										
Goat skins . . . { Tons =No.	2 =9,990	.. =3,052	.. =4,370	3 =2,341	1 =11,771	11,873	5,818	3,078	1,238	5,081
Sheep skins . . . { Tons =No.	4 =25,535	1 =28,914	4 =20,012	17 =36,030	8 =47,644	21,600	18,490	13,184	11,504	18,212
Other skins! . . . { Tons =No.	— =10,193	.. =2,009	.. =739	.. =225	.. =1,249	27,603	2,709	884	496	807
Total Skins, tanned or dressed { Tons =No.	6 =45,724	1 =33,975	— =34,121	20 =37,596	9 =60,664	61,276	27,017	17,146	13,238	24,160
<b>LEATHER—</b>										
Unwrought . . . Cwts.	52	105	79	107	90	13,618	20,234	21,452	19,862	16,315
Manufactures (excluding boots and shoes) Value	—	—	—	—	—	57,149	46,661	50,112	55,326	82,221
Total Leather . . .	—	—	—	—	—	1,45,050	98,204	93,971	91,700	1,20,527
MACHINERY AND MILL-WORK . . . Value	—	—	—	—	—	13,417	7,127	5,074	6,864	11,806
<b>MANURES—</b>										
Sulphate of ammonia . Tons	..	4,350	2,977	303	2,121	..	5,62,600	3,74,078	84,997	1,78,104
Bones for manurial purposes . . . "	50	..	842	1,727	1,302	3,498	..	64,871	1,45,302	1,04,200
Bonemeal . . . "	10,963	12,838	10,051	7,925	7,101	9,60,398	10,44,641	5,28,631	4,18,305	3,63,846
Fish manures . . . "	2,103	919	2,590	1,108	2,747	2,23,627	1,28,288	2,57,955	1,11,060	1,87,388
Fish guano . . . "	291	275	22	6	2,341	33,061	44,439	2,634	600	1,49,504
Hornmeal . . . "	120	89	50	25	..	15,430	10,240	3,250	2,000	..
Other kinds . . . "	1,964	2,213	1,867	959	1,337	3,63,088	3,38,626	2,37,962	98,798	1,55,950
Total Manures . . .	15,491	21,184	18,399	12,053	17,039	15,90,003	21,28,833	14,69,376	8,11,122	11,39,113
MATS AND MATTING, except coir and rubber Sq. Yards	506,474	368,716	177,897	230,656	106,711	20,093	49,074	19,947	9,940	19,02

No. 13—continued  
 CEYLON—continued  
 EXPORTS THERETO—continued

INDIAN MERCHANDISE—continued

ARTICLES	QUANTITY					VALUE				
	1929-30	1930-31	1931-32	1932-33	1933-34	1929-30	1930-31	1931-32	1932-33	1933-34
						R	R	R	R	R
<b>METALS AND ORES—</b>										
Brass, Bronze, and similar alloys, wrought . . . Cwts.	4,085	4,012	3,415	3,540	4,148	4,58,834	2,05,107	2,03,658	2,01,404	1,04,300
Copper, excluding ore . . . "	781	564	485	593	567	63,582	51,340	38,247	40,241	35,041
Iron (including ore) (a) . Tons	—	—	—	—	221	—	—	—	—	10,050
Iron or Steel, excluding ore (b) . . . "	201	128	136	101	2	12,630	10,266	8,662	7,705	579
Lead . . . . Cwts.	87,927	68,591	67,267	48,106	43,854	10,58,823	11,79,224	8,00,293	6,90,320	5,05,327
Other metals . . . "	87	313	103	61	3,027	12,478	33,317	7,853	0,243	1,81,222
<b>Total Metals and Ores Tons</b>	<b>4,876</b>	<b>3,802</b>	<b>3,198</b>	<b>2,710</b>	<b>2,303</b>	<b>22,01,347</b>	<b>15,69,263</b>	<b>11,37,713</b>	<b>9,52,003</b>	<b>9,86,591</b>
<b>OILS—</b>										
Animal . . . . Gals.	211	602	128	24	5	675	1,605	399	75	30
Essential . . . . "	2,724	1,894	1,156	3,324	752	45,054	27,006	12,189	33,136	7,393
Mineral . . . . "	23,557	9,882	4	2,034	14,400	48,573	23,193	17	3,038	17,868
Vegetable, non-essential—										
Castor . . . . "	25,648	21,550	13,144	23,416	27,222	50,981	40,506	21,200	28,897	25,148
Groundnut . . . . "	28,958	18,404	10,129	4,786	16,531	47,946	24,585	9,656	4,821	10,487
Linseed . . . . "	6,377	1,508	2,458	1,930	5,564	13,647	5,606	4,706	3,273	9,012
Sesamum (Hl or Hnjill) . . . . "	11,805	8,069	5,011	3,080	10,005	30,848	10,736	9,731	6,503	8,982
Other sorts . . . . "	16,187	12,198	12,051	12,776	11,980	84,811	25,055	19,464	10,638	11,148
<b>Total Vegetable, non-essential</b>	<b>87,015</b>	<b>61,729</b>	<b>48,393</b>	<b>45,988</b>	<b>71,302</b>	<b>1,78,133</b>	<b>1,13,488</b>	<b>67,807</b>	<b>60,134</b>	<b>64,777</b>
<b>Total Oils . . . . "</b>	<b>113,507</b>	<b>74,107</b>	<b>49,681</b>	<b>51,970</b>	<b>86,471</b>	<b>2,72,437</b>	<b>1,65,387</b>	<b>80,493</b>	<b>96,433</b>	<b>90,068</b>
<b>OILCAKES—</b>										
Castor cake . . . Tons	111	861	1,812	785	2,434	10,554	49,068	91,140	46,170	1,14,183
Groundnut cake . . . "	25,560	21,613	20,340	8,100	9,920	26,78,409	16,94,571	14,69,570	0,50,074	5,83,323
Rape and sesamum cake . . . "	16,481	14,835	11,939	12,447	10,775	19,84,788	15,31,775	10,38,686	9,00,770	8,01,319
Other sorts . . . . "	1,148	1,444	385	406	220	1,13,812	82,687	23,910	20,826	12,153
<b>Total Oilcakes . . . . "</b>	<b>43,900</b>	<b>38,753</b>	<b>34,476</b>	<b>21,828</b>	<b>23,355</b>	<b>47,87,403</b>	<b>33,58,101</b>	<b>26,23,306</b>	<b>10,83,840</b>	<b>15,10,978</b>
<b>PAINTS AND PAINTERS' MATERIALS . . . . Value</b>										
PARAFFIN WAX . . . Tons	25	21	14	29	209	11,620	9,205	5,830	12,023	87,113
PERFUMERY (not being PERFUMED SPIRITS) . Value	—	—	—	—	—	39,235	38,053	33,487	29,420	93,941
PRINTING AND LITHOGRAPHING MATERIALS (excluding PAPER) . . . "	—	—	—	—	—	26,833	14,499	11,709	9,341	15,108
<b>PAPER AND PASTEBOARD—</b>										
Printing paper . . . Cwts.	5	2	118	330	610	200	40	1,108	13,321	24,404
<b>PROVISIONS AND OILMAN'S STORES—</b>										
Butter . . . . Cwts.	2,157	1,986	1,426	1,095	720	2,25,525	1,96,309	1,35,743	1,07,583	60,587
Ghi . . . . "	2,973	2,465	2,017	1,847	2,009	2,36,618	1,88,017	1,46,296	96,600	93,183
Pickles, chutnies, and condiments . . . . "	596	413	379	319	267	21,570	13,523	12,352	8,850	8,144
Other sorts of provisions . . . Value	—	—	—	—	—	4,16,449	3,81,543	2,50,753	2,67,897	2,03,873
<b>Total Provisions and Oilman's stores . . . . "</b>	<b>—</b>	<b>—</b>	<b>—</b>	<b>—</b>	<b>—</b>	<b>9,00,162</b>	<b>7,79,397</b>	<b>5,54,144</b>	<b>4,81,008</b>	<b>3,71,787</b>
<b>RUBBER, RAW . . . Libs.</b>	<b>5,806,867</b>	<b>5,324,637</b>	<b>1,327,783</b>	<b>830,571</b>	<b>2,600,853</b>	<b>51,02,148</b>	<b>42,20,638</b>	<b>7,39,112</b>	<b>2,50,924</b>	<b>8,81,053</b>
MANUFACTURE Value	—	—	—	—	—	28,609	8,708	4,047	431	328

(a) Shown separately from 1933-34

(b) Does not include figures of Iron from 1933-34

No. 13—continued  
CEYLON—continued  
EXPORTS THERETO—continued

INDIAN MERCHANDISE—continued

ARTICLES	QUANTITY					VALUE				
	1929-30	1930-31	1931-32	1932-33	1933-34	1929-30	1930-31	1931-32	1932-33	1933-34
						R	R	R	R	R
<b>SEEDS—</b>										
<b>Oilseeds—</b>										
<b>Essential—</b>										
Coriander . . . Tons	104	851	533	1,168	1,539	19,377	72,716	1,14,620	1,52,135	1,03,224
Cumin (other than black) . . . "	8	263	204	7	493	6,455	2,10,224	1,58,088	4,235	2,73,465
Fennel . . . "	216	213	218	232	244	88,151	83,953	84,775	61,601	64,178
Fenugreek . . . "	230	353	315	310	312	1,07,753	1,27,077	1,04,424	87,189	85,096
Other sorts . . . "	43	29	34	77	40	16,676	11,132	13,979	10,858	12,257
<b>Total Seeds, Essential</b> "	<b>701</b>	<b>1,209</b>	<b>1,304</b>	<b>1,794</b>	<b>2,928</b>	<b>2,38,412</b>	<b>5,05,102</b>	<b>4,75,946</b>	<b>3,06,018</b>	<b>6,23,220</b>
<b>Non-essential—</b>										
Cotton . . . "	933	801	894	688	736	1,05,611	87,255	72,388	56,072	52,671
Groundnuts . . . "	453	486	523	389	437	79,401	62,612	40,438	32,698	35,790
Mustard . . . "	12	92	100	61	212	4,371	19,357	15,039	8,952	26,290
Poppy . . . "	26	20	18	10	16	10,570	8,915	6,836	6,468	4,857
Rape . . . "	237	172	362	410	226	69,726	59,150	1,15,880	1,08,430	62,467
Sesamum (til or jinjil) "	516	193	317	416	302	1,48,292	27,122	78,561	94,224	1,02,561
Other sorts . . . "	30	17	14	14	21	7,611	4,785	3,879	3,200	4,712
<b>Total Seeds, non-essential</b> . . . "	<b>2,207</b>	<b>1,721</b>	<b>2,228</b>	<b>1,967</b>	<b>2,052</b>	<b>4,25,582</b>	<b>3,09,196</b>	<b>3,39,021</b>	<b>3,16,773</b>	<b>3,49,343</b>
Other than oilseeds . . . "	15	20	16	11	10	7,799	8,448	7,446	3,934	3,163
<b>Total Seeds</b> . . . "	<b>2,926</b>	<b>2,950</b>	<b>3,548</b>	<b>3,202</b>	<b>5,290</b>	<b>6,71,798</b>	<b>7,32,746</b>	<b>8,22,413</b>	<b>6,20,725</b>	<b>9,80,721</b>
SOAP . . . . Cwts.	214	99	195	154	247	12,662	5,743	9,229	6,307	10,434
Specimens illustrative of natural sciences . . Value	—	—	—	—	—	12,712	929	1,372	478	780
<b>SPICES—</b>										
Cardamoms . . . Cwts.	9	99	36	7	24	1,194	22,967	9,025	250	2,473
Chillies . . . "	134,961	152,619	146,960	150,509	134,704	35,57,229	29,94,843	20,99,400	19,09,031	19,92,562
Ginger . . . "	2,088	2,533	2,208	2,023	1,763	1,25,047	83,205	42,019	35,270	30,642
Pepper . . . "	1,798	2,225	1,148	786	497	1,44,737	88,102	52,044	36,068	28,014
Other sorts . . . "	24	4	19	20	125	833	269	652	623	2,015
<b>Total Spices</b> . . . "	<b>139,780</b>	<b>157,480</b>	<b>150,371</b>	<b>153,355</b>	<b>137,103</b>	<b>38,29,940</b>	<b>31,89,386</b>	<b>22,00,140</b>	<b>19,83,042</b>	<b>20,56,300</b>
STATIONERY (excluding paper) . . Value	—	—	—	—	—	16,773	14,530	20,988	23,053	18,950
STONE AND MARBLE . . Tons	2,494	1,103	573	112	130	18,548	7,704	3,777	994	1,281
<b>SUGAR—</b>										
Sugar, 16 Dutch Standard and above* . . . "	65	—	—	—	—	20,554	—	—	—	—
Sugar 23 Dutch Standard and above . . . "	—	—	2	1	—	—	157	1,217	425	—
Sugar below 23 Dutch Standard but not below 16 Dutch Standard . . . "	—	37	52	77	323	—	13,420	12,347	11,895	43,925
Sugar, 16 Dutch Standard and below . . . "	114	353	182	269	97	23,179	62,110	23,664	40,074	16,740
Molasses (including palmyra and cane jaggery) . . . "	978	399	659	707	899	2,27,120	99,496	1,05,948	98,872	1,10,519
<b>Total Sugar</b> . . . "	<b>1,157</b>	<b>789</b>	<b>844</b>	<b>1,054</b>	<b>1,319</b>	<b>2,75,853</b>	<b>1,76,192</b>	<b>1,43,171</b>	<b>1,51,266</b>	<b>1,80,184</b>
TEA, BLACK . . . Lbs.	3,733,103	6,005,974	2,906,768	3,531,315	3,216,811	26,59,011	37,06,645	20,31,427	23,23,431	20,29,626
<b>FABRICS—</b>										
<b>Cotton—</b>										
Raw . . . Tons	840	1,048	592	308	196	9,15,040	10,72,765	5,44,019	2,06,875	2,17,200
Waste . . . Cwts.	2,966	2,036	2,243	1,630	2,073	1,02,180	59,362	59,382	39,700	41,403
Twist and yarn . . Lbs.	139,117	260,745	138,861	136,418	172,183	1,27,353	1,45,411	68,999	68,575	72,129

\* Subdivided from 1930-31.

ARTICLES	QUANTITY					VALUE				
	1929-30	1930-31	1931-32	1932-33	1933-34	1929-30	1930-31	1931-32	1932-33	1933-34
						R	R	R	R	R
<b>TEXTILES—continued</b>										
<b>Cotton—continued</b>										
Manufactures—										
Hosiery . . . Value	—	—	—	—	—	7,898	18,139	1,298	..	..
Piecegoods—										
Grey (unbleached) Yards	74,707	79,112	110,823	149,113	67,385	39,934	25,708	46,311	37,704	24,899
White (bleached) "	233,092	53,103	42,694	24,309	25,220	83,300	23,789	16,075	8,347	11,542
Coloured, printed, or dyed . . . "	18,459,566	17,481,251	10,945,208	12,925,074	13,294,092	78,10,325	72,44,415	69,05,274	50,32,907	40,04,163
Total Piecegoods "	18,767,365	17,613,466	17,104,625	13,098,496	13,386,697	79,33,649	72,93,912	69,06,000	50,70,168	50,00,695
Thread, sewing . Lbs.	18,555	9,152	18,330	15,335	8,798	23,667	11,700	21,091	12,054	7,812
Other sorts of manufactures . Value	—	—	—	—	—	83,891	75,541	35,972	27,186	23,970
Total Cotton manufactures (including twist and yarn) . . . "	—	—	—	—	—	81,78,458	75,44,703	70,94,020	51,87,773	51,03,506
Hsberdashery and Millinery "	—	—	—	—	—	42,387	16,924	11,893	6,205	4,893
<b>Jute—</b>										
Manufactures—										
Sacking gunny bags . No.	1,730,694	1,519,211	1,026,963	323,360	878,286	6,55,000	4,41,720	4,07,945	98,816	2,03,512
Hessian " " " "	57,250	4,000	26,250	16,000	..	43,845	969	8,866	1,180	..
Total Gunny bags . . . "	1,787,944	1,523,211	1,053,213	344,360	878,286	6,98,845	4,42,689	4,16,811	99,996	2,03,512
Hessian gunny cloth Yards	3,241,640	2,999,000	2,365,280	2,316,262	2,552,866	6,74,835	3,37,392	3,77,433	2,75,035	3,35,775
Ropes and twine . Cwts.	3,931	4,498	3,015	2,746	3,780	75,189	91,632	48,300	32,083	41,060
Other kinds . . . Value	—	—	—	—	—	23,408	9,211	4,457	6,700	2,050
Total Jute manufactures (including twist and yarn) . . . "	—	—	—	—	—	14,72,276	8,80,015	8,47,006	3,83,004	5,82,387
<b>Silk manufactures—</b>										
Goods of silk mixed with other materials Lbs.	225,914	154,553	405	213,273	10,990	1,16,304	50,813	410	80,114	6,668
Piecegoods . . . Yards	11,082	2,638	753	33,078	20,697	13,223	3,308	1,472	31,060	13,100
Other sorts . . . Lbs.	7	82	7	382	103	103	232	60	511	555
Total Silk manufactures Value	—	—	—	—	—	1,29,630	54,353	1,942	1,18,585	20,422
<b>Wool manufactures—</b>										
Carpets and rugs . . . Lbs.	419,279	339,168	443,388	467,798	519,116	2,00,203	1,43,186	1,77,524	1,97,201	1,90,265
Other sorts . . . Value	—	—	—	—	—	7,450	19,330	24,297	6,185	8,401
Total Woollen manufactures . . . "	—	—	—	—	—	2,07,653	1,62,516	2,01,821	2,03,386	1,98,666
Other Textiles (manufactured) . . . "	—	—	—	—	—	3,49,517	4,66,826	3,35,034	2,84,433	3,868
<b>TOBACCO—</b>										
Unmanufactured . . . Lbs.	139,650	129,898	151,302	80,720	214,963	55,314	45,817	33,586	20,220	62,143
Manufactured . . . "	236,181	250,396	175,382	106,583	190,912	2,34,384	2,22,462	1,41,106	84,282	1,36,978
<b>TOYS AND REQUISITES FOR GAMES AND SPORTS, including FISHING TACKLE (other than FIREARMS) . . . Value</b>										
	—	—	—	—	—	22,333	20,068	11,288	12,100	13,253
<b>UMBRELLAS, including PARASOLS AND SUNSHADES No.</b>										
	61,954	35,967	30,589	490	126	1,03,185	50,770	37,454	725	518
Vehicles, etc. . . value	—	—	—	—	—	9,492	2,366	852	35,150	1,575
<b>WAX OF ALL KINDS, other than PARAFFIN WAX (including CANDLES) . Cwts.</b>										
	817	353	240	381	204	14,736	16,277	13,787	10,537	9,807

No. 13—continued  
CEYLON—continued  
EXPORTS THERETO—continued

INDIAN MERCHANDISE—concluded

ARTICLES	QUANTITY					VALUE				
	1929-30	1930-31	1931-32	1932-33	1933-34	1929-30	1930-31	1931-32	1932-33	1933-34
						R	R	R	R	R
<b>WOOD AND TIMBER—</b>										
Teak wood . Cubic Tons	2,028	1,486	1,431	952	621	8,00,705	2,25,394	1,86,891	1,47,565	84,868
Manufactures of wood (other than furniture and cabinetware) . Value	—	—	—	—	—	13,735	9,707	9,417	8,348	8,745
Other kinds of wood and timber . . . "	—	—	—	—	—	46,968	16,360	11,006	8,029	5,150
<b>Total Wood and Timber</b> "	—	—	—	—	—	8,61,403	2,51,461	2,07,404	1,58,942	93,763
<b>POSTAL ARTICLES</b> . . . "	—	—	—	—	—	35,35,325	28,01,698	17,77,140	13,05,402	12,35,322
<b>ALL OTHER ARTICLES OF MERCHANDISE</b> . . . "	—	—	—	—	—	2,17,845	2,01,371	2,23,856	1,16,121	1,68,701
<b>GRAND TOTAL</b> . . . "	—	—	—	—	—	12,78,53,403	11,08,86,381	7,63,87,742	6,52,06,878	5,90,70,186

FOREIGN MERCHANDISE

ARTICLES	QUANTITY					VALUE				
	1929-30	1930-31	1931-32	1932-33	1933-34	1929-30	1930-31	1931-32	1932-33	1933-34
						R	R	R	R	R
<b>ANIMALS, LIVING—</b>										
Horses . . . . No.	55	36	25	47	38	2,04,500	1,89,693	1,28,561	77,500	72,700
<b>APPAREL including DRA- PERY, UNIFORMS, AND ACCOUTREMENTS, BUT (excluding HOSIERY AND BOOTS AND SHOES)</b> . Value	—	—	—	—	—	53,040	38,918	17,296	20,734	7,412
<b>BOOKS, PRINTED, AND PRINT- ED MATTER (not being STATIONERY), including MAPS AND CHARTS</b> . Cwts.	385	296	216	227	392	48,351	40,239	25,945	30,959	57,602
<b>BUILDING AND ENGINEERING MATERIALS, other than OF IRON, STEEL OR WOOD</b> . Value	—	—	—	—	—	17,740	9,112	11,780	2,016	1,974
<b>CHEMICALS AND CHEMICAL PREPARATIONS (excluding CHEMICAL MANURES AND MEDICINES)</b> . . . "	—	—	—	—	—	23,554	10,873	22,412	32,809	5,719
<b>CUTLERY</b> . . . . "	—	—	—	—	—	11,937	9,900	7,024	3,010	3,280
<b>Drugs and Medicines, etc.</b> "	—	—	—	—	—	63,225	61,768	60,309	27,007	23,702
<b>DYEING AND TANNING SUB- STANCES—</b>										
Aniline . . . . Lbs.	16,071	13,235	15,623	25,174	20,925	30,236	25,958	47,607	55,231	30,395
Other sorts . . . Value	—	—	—	—	—	5,904	2,355	1,104	2,114	2,231
<b>Total Dyeing and Tanning substances</b> . . . . "	—	—	—	—	—	36,140	28,313	48,711	57,345	32,626
<b>FRUITS AND VEGETABLES—</b>										
Fruits and vegetables: dried, salted, or pre- served— . . . . Tons	98	87	96	76	68	67,150	37,094	57,085	38,391	30,412
<b>GLASS AND GLASSWARE</b> . Value	—	—	—	—	—	11,702	6,700	5,876	6,070	4,076
<b>GUMS AND RESINS</b> . . . Cwts.	1,372	1,398	1,273	911	547	72,382	65,395	48,419	32,076	14,700
<b>HARDWARE (exclud- ing CUTLERY AND ELECTRO- PLATED WARE)</b> . Value	—	—	—	—	—	3,87,439	3,40,875	7,36,100	5,96,462	3,07,817



No. 13—continued  
 CEYLON—continued  
 EXPORTS THERETO—continued

FOREIGN MERCHANDISE—continued

ARTICLES	QUANTITY					VALUE				
	1929-30	1930-31	1931-32	1932-33	1933-34	1929-30	1930-31	1931-32	1932-33	1933-34
						R	R	R	R	R
<b>INSTRUMENTS, APPARATUS, AND APPLIANCES, AND PARTS THEREOF—</b>										
Electrical . . . Value	—	—	—	—	—	41,013	45,730	24,781	17,876	10,013
Musical . . . "	—	—	—	—	—	16,079	25,741	7,676	7,705	33,547
Photographic . . . "	—	—	—	—	—	17,022	20,111	96,498	1,64,322	1,47,189
Other kinds . . . "	—	—	—	—	—	18,293	17,876	11,620	34,422	11,377
Total Instruments, Apparatus, and Appliances, and parts thereof . . . "	—	—	—	—	—	92,407	1,09,458	1,40,575	2,24,324	2,02,726
<b>LIQUORS—</b>										
Spirit . . . Gals.	1,885	3,205	16,198	16,633	2,191	5,931	5,308	24,921	14,207	9,310
Wines . . . "	250	142	706	34	134	4,709	2,773	13,090	563	2,817
Other sorts . . . "	208	37	24	6	..	1,493	384	40	180	..
Total Liquors . . . "	2,483	3,474	16,926	16,673	2,325	12,133	8,465	37,951	14,955	12,127
<b>MACHINERY AND MILL-WORK . . . Value</b>										
	—	—	—	—	—	1,74,255	1,71,407	1,22,618	76,750	37,976
<b>METALS AND ORES—</b>										
Iron or Steel . . . Tons	32	26	31	7	18	10,914	11,079	9,192	2,018	4,297
Others . . . Cwts.	193	212	554	333	480	21,069	18,335	30,035	24,597	38,930
Total Metals and Ores . . . "	42	37	58	24	42	31,983	29,414	39,227	27,215	45,227
<b>OILS—</b>										
Mineral . . . Gal.	253,436	32,578	577,358	12,993	8,661	73,797	56,064	1,48,370	23,302	16,843
Other sorts . . . "	73	66	285	156	313	2,355	1,535	1,095	524	1,099
Total Oils . . . "	253,509	32,644	577,643	13,149	8,974	76,152	57,599	1,49,465	23,826	17,942
<b>PAINTS AND PAINTERS' MATERIALS—</b>										
Paints and Colours . . . Cwts.	241	105	77	65	62	17,386	7,319	5,051	5,439	4,618
<b>PROVISIONS AND OILMAN'S TOBACCO—</b>										
TOBACCO . . . Cwts.	86	610	66	41	85	7,462	42,831	11,207	3,934	6,013
<b>RUBBER MANUFACTURES, Value</b>										
SEEDS . . . Tons	193	1	7	13	23	62,945	1,080	2,390	6,310	8,779
<b>SPICES . . . Cwts.</b>										
	240	281	107	21	15	13,402	12,085	6,350	309	430
<b>STATIONERY (excluding PAPER) . . . Value</b>										
	—	—	—	—	—	15,783	12,838	7,039	7,090	10,052
<b>SUGAR—</b>										
Sugar, 16 Dutch standard and above* . . . Tons	150	—	—	—	—	29,995	—	—	—	—
Sugar 23 Dutch standard and above . . . "	—	..	..	..	200	—	..	55	15	23,000

\*Subdivided from 1930-31.

No. 13—continued  
 CEYLON—concluded  
 EXPORTS THERETO—concluded

## FOREIGN MERCHANDISE—concluded

ARTICLES	QUANTITY					VALUE				
	1929-30	1930-31	1931-32	1932-33	1933-34	1929-30	1930-31	1931-32	1932-33	1933-34
						R	R	R	R	R
<b>TEXTILES—</b>										
<b>Cotton—</b>										
Raw . . . . Tons	9	31	136	4	4	11,000	32,000	1,45,000	2,500	5,000
<b>Manufactures—</b>										
<b>Piecegoods—</b>										
Grey (unbleached) . Yards	13,630	105,756	28,862	320,821	530,724	3,550	31,074	6,611	84,490	1,14,347
White (bleached) . "	252,205	214,500	56,356	172,440	767,945	1,33,080	85,668	16,649	41,787	1,88,529
Coloured, printed, or dyed . . . "	585,754	430,285	228,887	825,501	320,472	1,99,409	1,20,282	62,971	2,22,141	73,816
Total of cotton piecegoods. "	851,589	756,541	314,095	1,318,762	1,619,141	3,36,118	2,46,024	86,231	3,48,337	3,76,692
Other sorts of manufac- tures . . . . Value	—	—	—	—	—	12,947	14,011	14,234	15,121	13,487
Total Cotton manufactures (including twist and yarn) "	—	—	—	—	—	3,49,065	2,60,035	1,00,465	3,63,458	3,90,179
Haberdaßery and Milli- nery . . . . "	—	—	—	—	—	17,950	11,102	12,483	5,170	6,212
<b>Wool—</b>										
<b>Manufactures—</b>										
Piecegoods . . . Yards	7,418	2,422	3,072	..	13,761	15,003	3,990	6,448	..	9,535
Other sorts . . . Value	—	—	—	—	—	16,503	2,417	3,805	2,775	3,257
Woolen manufactures "	—	—	—	—	—	30,506	6,397	10,248	2,775	12,792
Other Textiles, Manufac- tured . . . . "	—	—	—	—	—	54,186	43,598	88,041	26,212	6,23,771
<b>UMBRELLAS, including PARASOLS AND SUNSHADES No.</b>	24,284	7,078	3,336	..	..	47,575	12,025	4,765	..	..
<b>VEHICLES (excluding LOCO- MOTIVES, ETC., FOR RAIL- WAYS)—</b>										
Carriages and carts (exclud- ing railway carriages), and parts thereof . Value	—	—	—	—	—	43,086	41,845	15,704	11,796	59,504
Other sorts . . . "	—	—	—	—	—	10,36,730	3,13,224	3,24,882	1,94,398	4,83,712
WOOD AND TIMBER . . . "	—	—	—	—	—	18,094	10,529	22,929	17,484	1,300
POSTAL ARTICLES . . . "	—	—	—	—	—	10,06,615	6,63,776	5,10,368	7,79,189	6,00,122
ALL OTHER ARTICLES OF MER- CHANDISE . . . . "	—	—	—	—	—	85,827	1,23,011	1,53,504	1,48,015	1,17,581
<b>GRAND TOTAL . . . "</b>	—	—	—	—	—	43,15,897	29,26,334	32,23,301	29,47,694	32,39,720
<b>GRAND TOTAL OF INDIAN AND FOREIGN MERCHANDISE . . . "</b>	—	—	—	—	—	13,21,74,300	11,38,12,715	7,96,11,043	6,81,54,452	6,23,05,905

STRAITS SETTLEMENTS

IMPORTS THEREFROM

ARTICLES	QUANTITY					VALUE				
	1929-30	1930-31	1931-32	1932-33	1933-34	1929-30	1930-31	1931-32	1932-33	1933-34
						R	R	R	R	R
<b>APPAREL (excluding HOSIERY AND BOOTS AND SHOES)—</b>										
Apparel (including drapery, uniforms, accessories) . . . . . Value	—	—	—	—	—	65,009	37,137	30,779	20,303	16,500
Other sorts . . . . . "	—	—	—	—	—	7,754	5,395	4,159	2,120	3,033
<b>Total Apparel, etc. . . . .</b>	<b>—</b>	<b>—</b>	<b>—</b>	<b>—</b>	<b>—</b>	<b>73,663</b>	<b>42,532</b>	<b>34,938</b>	<b>22,423</b>	<b>19,533</b>
<b>BRITING FOR MACHINERY . . . . .</b>	<b>—</b>	<b>—</b>	<b>—</b>	<b>—</b>	<b>—</b>	<b>28,228</b>	<b>3,480</b>	<b>7,111</b>	<b>12,885</b>	<b>11,187</b>
<b>BOOKS, PRINTED, AND PRINTED MATTER (not being STATIONERY), including MAPS AND CHARTS . . . . . Cwts.</b>	162	225	236	240	179	17,646	21,058	23,052	16,281	11,871
<b>BOOTS AND SHOES—</b>										
All leather . . . . . Pairs	2,923	1,014	2,931	2,336	2,055	10,800	2,675	5,272	3,335	4,288
Rubber Soled—										
With canvas uppers . . . . . "	64,166	48,601	115,294	40,124	38,272	74,869	53,206	72,907	25,064	16,248
Of other materials . . . . . "	15,912	27,142	9,132	3,307	2,735	14,750	13,933	4,685	2,286	1,080
<b>Total Boots and Shoes . . . . .</b>	<b>83,004</b>	<b>76,817</b>	<b>127,357</b>	<b>51,857</b>	<b>43,062</b>	<b>1,00,425</b>	<b>69,819</b>	<b>82,264</b>	<b>32,685</b>	<b>22,516</b>
<b>BRUSHES AND BROOMS—</b>										
Brooms . . . . . Dozens	62,620	53,910	78,639	53,234	48,000	21,097	19,741	16,970	14,309	14,433
<b>BUILDING AND ENGINEERING MATERIALS, other than OF IRON, STEEL, OR WOOD—</b>										
Asphalt . . . . . Tons	490	..	..	..	..	41,535	..	..	..	..
Cement—										
Portland . . . . . "	121	203	160	141	63	7,192	12,691	8,103	7,303	3,412
Other kinds . . . . . "	2	1	6	14	..	317	80	350	667	10
<b>Total Cement . . . . .</b>	<b>123</b>	<b>204</b>	<b>166</b>	<b>155</b>	<b>63</b>	<b>7,509</b>	<b>12,771</b>	<b>8,453</b>	<b>7,970</b>	<b>3,422</b>
<b>CANES AND BATTANS . . . . . Cwts.</b>	37,033	31,582	30,863	30,038	24,310	6,10,181	4,32,135	4,01,028	3,64,093	2,07,365
<b>CHEMICALS AND CHEMICAL PREPARATIONS (excluding CHEMICAL MANURES AND MEDICINE) . . . . . Value</b>	—	—	—	—	—	18,729	14,370	10,813	15,539	25,979
<b>CLOCKS AND WATCHES, AND PARTS THEREOF . . . . .</b>	—	—	—	—	—	11,135	10,791	6,693	6,040	3,150
<b>COAL AND COKE—</b>										
Coal . . . . . Tons	176	678	9	523	933	1,766	12,876	162	10,337	10,192
Coke . . . . . "	171	..	..	..	..	10,275	..	..	..	..
<b>COFFEE, other than ROASTED OR GROUND . Cwts.</b>	7,544	7,985	504	3	..	4,24,387	4,27,109	10,630	300	..
<b>CORDAGE AND ROPE OF VEGETABLE FIBRE (excluding JUTE AND COTTON) . . . . . "</b>	1,168	833	1,027	834	638	33,790	21,554	20,046	14,004	9,872
<b>DRUGS AND MEDICINES (excluding CHEMICALS AND NARCOTICS)—</b>										
Camphor . . . . . Lbs.	9,381	3,761	91,278	15,572	367	17,401	5,783	83,605	11,454	1,103
Proprietary and Patent Medicines . . . . . Value	—	—	—	—	—	30,913	32,513	26,767	34,046	14,930
Quinine Salts . . . . . Lbs.	..	1,065	126	..	21	..	30,402	3,619	..	429
Other sorts of drugs and medicines . . . . . Value	—	—	—	—	—	4,39,974	4,39,330	1,60,000	1,32,488	1,34,428
<b>Total Drugs and Medicines, etc. . . . .</b>	<b>—</b>	<b>—</b>	<b>—</b>	<b>—</b>	<b>—</b>	<b>4,82,288</b>	<b>5,08,009</b>	<b>2,74,990</b>	<b>1,78,688</b>	<b>1,50,900</b>

No. 13—*continued*  
STRAITS SETTLEMENTS—*continued*  
IMPORTS THEREFROM—*continued*

ARTICLES	QUANTITY					VALUE				
	1929-30	1930-31	1931-32	1932-33	1933-34	1929-30	1930-31	1931-32	1932-33	1933-34
						R	R	R	R	R
<b>DYEING AND TANNING SUBSTANCES—</b>										
Cutch and gambier . Cwts.	44,463	38,864	36,419	37,807	32,100	9,52,282	7,95,754	6,88,095	6,77,541	4,70,789
Other sorts . . . Value	—	—	—	—	—	1,463	8,505	2,189	1,144	1,672
Total Dyeing and Tanning Substances . . .	—	—	—	—	—	9,53,765	8,04,259	6,90,284	6,78,685	4,72,461
<b>EARthenWARE AND PORCELAIN—</b>										
Earthenware . . . . .	—	—	—	—	—	39,016	38,592	26,942	33,071	21,266
Porcelain . . . . .	—	—	—	—	—	9,835	5,741	4,221	1,161	1,880
Total Earthenware and Porcelain . . . . .	—	—	—	—	—	48,851	39,334	31,163	34,232	23,146
FISHBOARDS . . . . . Lbs.	17,002	1,113	3,945	83,048	369,130	7,289	1,062	800	25,733	1,08,457
<b>FISH (excluding CANNED FISH)—</b>										
Fish, dry, unsalted . Cwts.	1,406	164	120	215	282	45,109	7,822	6,205	7,372	10,535
“ “ salted . . . . .	59,976	55,492	30,426	35,335	40,081	17,99,874	16,23,225	7,50,406	8,70,866	9,81,046
“ wet, salted (ngapi) . . . . .	17,478	10,986	5,257	8,734	4,538	1,49,281	91,425	32,664	52,287	25,806
Other sorts . . . . .	2	5	8	4	2	310	285	206	147	222
Total Fish (excluding canned fish) . . . . .	78,862	66,647	35,845	44,288	44,903	10,04,583	17,22,757	7,98,481	9,30,672	10,18,009
<b>FRUITS AND VEGETABLES—</b>										
Fresh fruits and vegetables—										
Fresh fruits—										
Coconuts . . . . . No.	7,002,378	7,287,214	6,830,358	9,013,447	9,513,992	7,03,024	6,99,366	4,75,816	5,76,558	5,41,213
Others . . . . . Value	—	—	—	—	—	1,78,833	99,023	68,363	88,751	47,703
Fresh vegetables of all kinds . . . . .	—	—	—	—	—	1,112	2,288	5,640	5,644	4,540
Total Fresh Fruits and Vegetables . . . . .	—	—	—	—	—	8,83,569	8,00,627	5,39,819	6,70,953	5,93,456
Fruits and vegetables: dried, salted, or preserved, not being canned or bottled . . . . . Tons	539	542	503	1,252	804	1,29,816	1,13,738	1,06,452	1,91,064	1,37,167
Total Fruits and Vegetables . . . . . Value	—	—	—	—	—	10,12,385	9,14,365	6,46,271	8,62,017	7,30,623
<b>FURNITURE AND CABINETWARE—</b>										
Bedsteads . . . . .	—	—	—	—	—	5,588	6,771	7,366	12,607	17,272
Furniture of wood (other than bedsteads) . . . . .	—	—	—	—	—	12,176	11,177	10,646	8,681	5,445
Furniture of other materials (other than bedsteads) . . . . .	—	—	—	—	—	18,859	26,539	36,193	23,195	8,829
Other kinds . . . . .	—	—	—	—	—	25	—	308	—	—
Total Furniture, etc. . . . .	—	—	—	—	—	36,548	44,487	54,513	44,483	31,546
<b>GLASS AND GLASSWARE—</b>										
Bottles and phials . Gross	12,444	8,270	6,953	14,408	12,124	58,428	41,102	37,241	49,042	45,260
Other glassware . Value	—	—	—	—	—	17,797	12,828	11,553	7,088	5,902
Total Glass and Glassware . . . . .	—	—	—	—	—	76,225	53,930	48,794	56,730	51,162
<b>GRAIN, PULSE AND FLOUR—</b>										
Beans (dry) . . . . . Tons	58	175	185	66	150	8,944	24,653	25,012	9,724	19,024
Pulse . . . . .	411	1,370	323	117	93	70,114	2,01,756	48,445	17,422	11,961
Rice not in the husk . . . . .	599	361	104	72	40	36,413	46,438	11,359	6,526	4,389
Other sorts . . . . .	873	49	172	26	32	65,696	10,431	24,278	3,358	4,630
Total Grain, Pulse, and Flour . . . . .	1,411	1,961	784	275	315	2,31,177	2,83,278	1,04,094	37,030	40,004

STRAITS SETTLEMENTS—continued

IMPORTS THEREFROM—continued

ARTICLES	QUANTITY					VALUE				
	1920-30	1930-31	1931-32	1932-33	1933-34	1920-30	1930-31	1931-32	1932-33	1933-34
						R	R	R	R	R
<b>GUMS AND RESINS—</b>										
Benjamin . . . Cwts.	18,264	15,014	17,781	19,334	20,295	10,04,761	8,31,929	8,90,383	9,49,257	8,86,008
Dammer (resins) . . . "	31,283	28,603	33,127	49,127	48,722	2,43,07.	2,18,911	2,45,272	3,52,545	3,35,424
Resin . . . . "	29,565	29,819	19,553	747	192	2,26,70	2,24,654	1,22,499	6,120	1,787
Other sorts . . . . "	2,338	2,364	806	600	462	93, .05	77,930	23,702	16,001	10,728
<b>Total Gums and Resins</b> . . . "	<b>81,246</b>	<b>76,700</b>	<b>71,267</b>	<b>69,808</b>	<b>69,671</b>	<b>15, 8,528</b>	<b>13,52,030</b>	<b>12,82,456</b>	<b>13,23,923</b>	<b>12,34,007</b>
<b>HARDWARE, excluding CUTLERY AND ELECTRO-PLATED WARE . . . Value</b>	—	—	—	—	—	1,03,177	18,308	41,953	54,506	1,20,022
<b>HIDES AND SKINS, RAW—</b>										
Hides, raw . . . { Tons	..	7	8	23	10	} 685	} 5,760	} 6,574	} 8,670	} 7,138
.. { =No.	=28	=481	=642	= 5,180	=922					
Skins, raw . . . { Tons	177	168	112	47	68	} 3,48,580	} 1,68,765	} 1,53,085	} 64,510	} 1,33,412
.. { =No.	=193,628	=134,497	=113,289	= 54,916	=140,405					
<b>Total Hides and Skins, raw</b> . . . { Tons	<b>177</b>	<b>175</b>	<b>120</b>	<b>70</b>	<b>78</b>	} <b>3,49,215</b>	} <b>2,04,465</b>	} <b>1,59,659</b>	} <b>63,089</b>	} <b>1,40,558</b>
.. { =No.	=193,656	=134,678	=113,881	= 60,096	=141,327					
<b>INSTRUMENTS, APPARATUS, AND APPLIANCES, AND PARTS THEREOF—</b>										
Electrical including telegraph and telephone apparatus not being machinery . . . Value	—	—	—	—	—	22,066	7,847	25,924	16,693	8,573
Musical . . . . "	—	—	—	—	—	88,654	31,949	29,539	19,894	7,889
<b>Photographic—</b>										
Cinematograph films Length in Feet	525,793	916,529	340,794	566,580	262,672	45,918	7,561	37,187	58,188	60,568
Photographic, other than Cinematograph films Value	—	—	—	—	—	46,221	48,818	46,676	40,229	30,592
<b>Total Photographic Instruments</b> . . . "	<b>—</b>	<b>—</b>	<b>—</b>	<b>—</b>	<b>—</b>	<b>92,134</b>	<b>1,22,412</b>	<b>83,713</b>	<b>98,417</b>	<b>1,00,460</b>
Other sorts . . . . "	—	—	—	—	—	23,636	16,531	9,528	9,250	6,825
<b>Total Instruments, Apparatus, and Appliances, etc.</b> . . . "	<b>—</b>	<b>—</b>	<b>—</b>	<b>—</b>	<b>—</b>	<b>2,26,490</b>	<b>1,83,819</b>	<b>1,47,004</b>	<b>1,44,254</b>	<b>1,23,747</b>
<b>JEWELLERY (excluding IMITATION JEWELLERY, AND PRECIOUS STONES AND PEARLS, UNSET), ALSO PLATE OF GOLD AND SILVER—</b>										
Jewellery . . . . Value	—	—	—	—	—	16,235	7,227	6,722	3,769	2,735
Plate of gold and silver . . . "	—	—	—	—	—	8,400	5,351	55,426	1,366	425
<b>Total Jewellery, also plate of gold and silver</b> . . . "	<b>—</b>	<b>—</b>	<b>—</b>	<b>—</b>	<b>—</b>	<b>24,635</b>	<b>12,578</b>	<b>62,148</b>	<b>5,135</b>	<b>3,160</b>
<b>LAC—</b>										
Stick and seed . . . Cwts.	76,859	23,270	6,990	3,253	50,994	50,69,197	8,03,322	1,66,063	62,794	11,32,076
Other kinds (excluding lac-dye) . . . "	1	18	..	..	..	100	946	..	..	..
<b>Total Lac</b> . . . "	<b>76,860</b>	<b>23,258</b>	<b>6,990</b>	<b>3,253</b>	<b>50,994</b>	<b>50,69,887</b>	<b>8,04,278</b>	<b>1,66,063</b>	<b>62,794</b>	<b>11,32,095</b>
<b>LEATHER</b> . . . Value	—	—	—	—	—	9,353	10,680	2,334	17,511	1,380
<b>LIQUORS, including DEWATERED AND FUMED SPIRITS—</b>										
Spirit . . . . gals.	668	540	239	116	107	19,988	12,008	4,593	3,403	2,561
Other sorts of liquors . . . "	99	367	240	218	448	792	3,516	1,633	1,718	1,563
<b>Total Liquors</b> . . . "	<b>767</b>	<b>907</b>	<b>479</b>	<b>334</b>	<b>555</b>	<b>20,780</b>	<b>15,523</b>	<b>6,226</b>	<b>5,121</b>	<b>4,124</b>

No. 13—continued

## STRAITS SETTLEMENTS—continued

## IMPORTS THEREFROM—continued

ARTICLES	QUANTITY					VALUE				
	1929-30	1930-31	1931-32	1932-33	1933-34	1929-30	1930-31	1931-32	1932-33	1933-34
<b>MACHINERY AND MILLWORK—</b>						R	R	R	R	R
Mining machinery . Value	—	—	—	—	—	35,818	67,425	22,429	33,018	60,457
Other sorts of machinery excluding printing ma- chinery . . . . . "	—	—	—	—	—	2,03,858	1,47,476	63,450	92,904	1,01,017
<b>Total Machinery and Millwork . . . . .</b>	<b>—</b>	<b>—</b>	<b>—</b>	<b>—</b>	<b>—</b>	<b>2,39,671</b>	<b>2,14,901</b>	<b>1,06,879</b>	<b>1,25,922</b>	<b>1,61,474</b>
<b>MACHINES—</b>										
Safety . . . . . Gross of boxes	18,540	12,637	346	11	720	87,431	28,709	994	24	1,621
<b>MATS AND MATTING, ex- cept COIR AND RUBBER YARDS.</b>	<b>93,795</b>	<b>63,347</b>	<b>47,404</b>	<b>44,975</b>	<b>43,485</b>	<b>57,056</b>	<b>42,540</b>	<b>27,860</b>	<b>17,799</b>	<b>15,297</b>
<b>METALS AND ORES—</b>										
Brass, Bronze, and similar alloys and manufactures thereof . . . . . Cwts.	3,110	11,729	2,396	4,869	2,566	95,181	3,30,378	60,271	1,03,588	47,015
<b>Copper—</b>										
Old, for re-manufacture . . . . . "	362	3,276	1,433	1,189	123	13,017	1,23,549	51,338	38,168	3,569
Others . . . . . "	6	103	68	898	33	525	4,170	2,369	22,553	1,269
<b>Total Copper (excluding ores) . . . . . "</b>	<b>368</b>	<b>3,384</b>	<b>1,501</b>	<b>2,087</b>	<b>156</b>	<b>13,542</b>	<b>1,28,010</b>	<b>53,707</b>	<b>60,721</b>	<b>4,837</b>
<b>Iron or Steel—</b>										
Tubes, pipes and fittings wrought . Tons	122	16	1	1	2	64,011	14,519	1,898	1,083	769
Other manufactures of iron or steel . . . . . "	99	24	7	40	20	37,183	16,717	2,348	11,472	5,488
<b>Total Iron or Steel . Tons</b>	<b>221</b>	<b>40</b>	<b>8</b>	<b>41</b>	<b>22</b>	<b>1,01,194</b>	<b>31,236</b>	<b>4,246</b>	<b>12,555</b>	<b>6,257</b>
<b>Tin—</b>										
Unwrought (blocks, in- gota, bars, and slabs) Cwts.	55,319	53,053	44,468	46,688	37,204	77,18,768	52,81,347	40,60,495	45,70,399	52,86,275
Other metals . . . Tons	10	30	14	5	10	4,415	8,145	3,282	3,460	8,349
<b>Total Metals (including ores) . . . . . "</b>	<b>3,168</b>	<b>5,474</b>	<b>2,429</b>	<b>2,725</b>	<b>2,038</b>	<b>79,32,908</b>	<b>57,78,539</b>	<b>41,87,009</b>	<b>47,50,723</b>	<b>58,52,733</b>
<b>OILS—</b>										
<b>Essential—</b>										
Gajuputi oil . . . . . Gals.	1,369	1,038	1,189	992	799	24,120	17,455	18,413	14,372	10,638
Peppermint . . . . . "	370	..	58	200	..	10,285	..	2,625	6,750	..
Other sorts . . . . . "	773	3	38	87	187	13,404	288	1,200	2,051	3,028
<b>Total Essential oils . . . . . "</b>	<b>2,512</b>	<b>1,041</b>	<b>1,285</b>	<b>1,279</b>	<b>986</b>	<b>56,818</b>	<b>17,743</b>	<b>22,238</b>	<b>23,373</b>	<b>16,664</b>
<b>Mineral—</b>										
Fuel oils . . . . . "	11,389,595	5,102,298	2,208,092	77,353	170,995	23,14,247	10,19,866	4,50,277	21,375	47,871
Kerosene . . . . . "	11,236,902	435,929	15,154	..	12	58,22,257	2,19,735	9,060	..	9
Lubricating oils . . . . . "	20,715	21,462	21,084	2,301	2,548	36,080	28,773	27,944	3,820	5,048
Other kinds . . . . . "	1,734,715	1,575,502	68,081	1,234	760	11,17,176	9,51,318	37,053	3,390	946
<b>Total Mineral oils . . . . . "</b>	<b>24,411,027</b>	<b>7,135,191</b>	<b>2,312,991</b>	<b>80,888</b>	<b>174,315</b>	<b>92,89,710</b>	<b>22,19,712</b>	<b>5,15,289</b>	<b>28,594</b>	<b>53,874</b>
<b>Vegetable, non-essential—</b>										
Coconut . . . . . "	6,723	585	9,531	1,047,478	1,401,690	18,172	1,229	15,178	12,29,351	14,34,170
Other sorts . . . . . "	7,690	6,400	7,924	58,356	38,898	12,854	11,374	10,861	53,182	35,300
<b>Total Vegetable, non-essential . . . . .</b>	<b>14,413</b>	<b>6,985</b>	<b>17,205</b>	<b>1,105,834</b>	<b>1,580,588</b>	<b>28,026</b>	<b>12,603</b>	<b>20,039</b>	<b>12,82,533</b>	<b>14,69,470</b>
Other Oils (a) . . . . . "	10	215	—	—	—	20	325	1,053	383	2,400
<b>Total Oils (a) . . . . . "</b>	<b>24,428,862</b>	<b>7,143,493</b>	<b>—</b>	<b>—</b>	<b>—</b>	<b>93,74,574</b>	<b>22,50,383</b>	<b>5,65,191</b>	<b>13,34,898</b>	<b>15,39,504</b>

(a) Quantity not shown from 1931-32.

No. 13—continued  
STRAITS SETTLEMENTS—continued  
IMPORTS THEREFROM—continued

ARTICLES	QUANTITY					VALUE				
	1929-30	1930-31	1931-32	1932-33	1933-34	1929-30	1930-31	1931-32	1932-33	1933-34
						R	R	R	R	R
<b>PAINTS AND PAINTERS' MATERIALS—</b>										
Paints and Colours . Cwts.	290	181	165	340	415	10,306	16,337	17,462	23,278	13,835
Painters' materials (other than paints and colours) . Value	—	—	—	—	—	1,655	3,438	1,304	4,934	6,231
Total Paints and Painters' materials . . . . .	—	—	—	—	—	20,961	19,775	18,766	28,212	20,066
<b>PAPER AND PAPERBOARD . Cwts.</b>	1,026	641	976	567	577	36,778	17,371	21,610	20,594	15,181
<b>PERFUMERY, not being PERFUMED SPIRITS . Value</b>	—	—	—	—	—	33,020	31,323	64,552	69,870	49,310
<b>PRECIOUS STONES AND PEARLS UNSET—</b>										
Diamonds . . . . .	—	—	—	—	—	3,95,048	31,243	1,379	..	295
Other precious stones and pearls . . . . .	—	—	—	—	—	11,237	1,05,305	1,462	182	1,607
Total Precious Stones, etc. . . . .	—	—	—	—	—	4,06,285	1,36,548	2,841	182	1,902
<b>PRINTS, ENGRAVINGS AND PICTURES—</b>										
Photographs and Picture Post Card . . . . .	—	—	—	—	—	904	746	10,348	..	141
Others . . . . .	—	—	—	—	—	2,313	2,132	2,133	2,207	400
Total Prints, etc. . . . .	—	—	—	—	—	3,217	2,878	12,481	2,207	541
<b>PROVISIONS AND OILMAN'S STORES (including FISH AND FRUITS AND VEGETABLES, CANNED OR BOTTLED)—</b>										
Biscuits and cakes . Cwts.	13,931	10,960	6,949	8,387	8,062	4,65,798	3,57,530	1,95,900	2,18,455	1,82,409
Canned and bottled provisions (not specified elsewhere)—										
Canned or bottled fruits . . . . .	7,244	9,142	3,789	11,076	16,310	1,42,764	1,55,087	1,24,774	1,32,389	1,67,322
Tinned or canned fish . . . . .	4,044	1,936	1,242	330	423	1,24,248	48,712	33,567	11,350	12,356
Others . . . . .	714	1,274	2,148	1,355	494	21,632	30,947	35,876	22,303	11,651
Farinaceous and patent foods—										
Farinaceous foods in bulk . . . . .	195,007	230,096	205,414	197,723	217,013	22,27,946	23,92,526	19,13,021	15,39,512	15,21,978
Others sorts . . . . .	204	1,137	536	9	10	13,207	33,255	16,682	260	427
Lard . . . . .	42	60	62	73	66	9,427	15,092	11,915	11,802	8,056
Milk, condensed and preserved, including milk cream . . . . .	727	308	697	317	361	30,376	13,759	33,004	7,990	10,480
Pickles, Chutnies, Sauces and Condiments . . . . .	525	501	454	560	551	18,519	17,454	14,175	11,489	10,587
Other sorts of provisions Value	—	—	—	—	—	1,51,635	92,431	68,337	30,140	37,900
Total Provisions and Oilman's stores, etc. . . . .	—	—	—	—	—	32,05,552	31,56,783	24,48,130	19,05,190	19,63,166
<b>RUBBER—</b>										
Raw . . . . . Lbs.	97,624	47,895	160,112	151,284	708,514	80,871	29,419	30,600	20,825	1,42,442
Manufactures—										
Pneumatic motor covers No.	3,329	3,513	957	1,139	310	77,718	95,582	31,287	37,706	10,009
Pneumatic cycle covers . . . . .	..	..	..	34,330	21,137	..	..	..	32,416	19,592
Pneumatic cycle tubes . . . . .	5,295	42,577	18,855	81,076	38,950	3,036	23,581	9,221	21,533	10,601
Other manufactures except apparel, boots and shoes . . . . . Value	—	—	—	—	—	1,25,639	74,598	88,273	1,06,739	94,839
Total Rubber manufactures . . . . .	—	—	—	—	—	2,05,648	1,93,761	1,28,781	1,08,444	1,35,991

No. 13—continued  
STRAITS SETTLEMENTS—continued  
IMPORTS THEREFROM—continued

ARTICLES	QUANTITY					VALUE				
	1929-30	1930-31	1931-32	1932-33	1933-34	1929-30	1930-31	1931-32	1932-33	1933-34
						R	R	R	R	R
<b>SEEDS—</b>										
Oil seeds—										
Non-essential—										
Groundnuts . . . Tons	131	30	29	4	1	34,101	8,626	6,623	1,638	900
Other sorts . . . "	24	..	298	5	3	9,410	818	5,061	1,883	479
Other than oil seeds . . . "	87	48	29	6	21	50,368	18,141	12,758	2,547	8,828
Total Seeds . . . "	242	78	356	15	25	93,874	27,080	24,442	6,068	10,207
SOAP . . . Cwts.	1,451	2,198	6,710	16,831	9,600	25,430	40,576	93,188	2,40,853	1,18,870
<b>SPICES—</b>										
Betelnuts . . . "	1,346,186	1,006,011	989,023	905,166	1,071,005	2,11,00,203	1,51,86,218	1,22,36,568	99,53,357	87,16,177
Cassia . . . "	3,862	856	1,261	566	708	61,885	11,693	16,222	6,255	8,756
Nutmegs . . . "	10,549	8,590	8,244	8,173	8,663	7,14,665	5,01,297	3,76,904	3,11,965	2,82,288
Pepper . . . "	4,744	11,470	7,905	10,248	7,714	4,57,442	7,53,510	4,85,105	4,88,816	2,40,175
Other sorts . . . "	2,307	1,974	1,793	1,411	1,994	3,55,572	2,57,485	2,27,601	1,60,020	1,62,285
Total Spices . . . "	1,367,768	1,029,012	1,008,293	1,015,566	1,090,234	2,27,83,767	1,67,09,203	1,33,42,490	1,09,21,013	94,08,680
<b>STARCH, DEXTRINE AND FARINA—</b>										
Sago flour (a) . . . Cwts.	169,861	209,463	225,737	257,977	269,077	13,10,343	13,56,665	12,25,007	12,07,106	11,25,460
Other sorts . . . "	704	338	337	..	681	5,769	2,271	1,762	..	3,011
Total Starch, Dextrine and Farina . . . "	170,565	209,801	226,074	257,977	269,758	13,16,112	13,58,936	12,26,769	12,07,106	11,28,471
STATIONERY (excluding PAPER) . . . Value	—	—	—	—	—	25,474	12,860	14,693	9,399	7,324
<b>SUGAR—</b>										
Sugar, 16 Dutch Standard and above (b) . . . Tons	618	—	—	—	—	1,92,779	—	—	—	—
Sugar, 23 Dutch Standard and above . . . "	—	399	315	127	114	—	1,17,980	63,680	24,755	23,811
Sugar, below 23 Dutch Standard and not below 16 D. S. . . . "	—	91	84	106	39	—	27,172	19,104	27,575	8,306
Others . . . "	6	3	..	..	..	2,297	1,162	92	22	14
Total Sugar . . . "	624	493	399	233	153	1,95,076	1,46,314	82,865	52,352	37,131
<b>TEA—</b>										
Black . . . Libs.	201,086	144,339	86,520	79,215	26,632	1,31,633	95,938	55,705	52,820	17,577
Green . . . "	2,220	2,444	15,617	401	323	2,424	2,320	9,236	342	267
Total Tea . . . "	203,306	146,783	102,137	79,616	26,955	1,34,057	98,258	64,941	53,162	17,844

(a) Separately recorded from 1929-30,  
(b) Sub-divided from 1930-31.



No. 13—continued  
STRAITS SETTLEMENTS—continued  
IMPORTS THEREFROM—continued

ARTICLES	QUANTITY					VALUE				
	1929-30	1930-31	1931-32	1932-33	1933-34	1929-30	1930-31	1931-32	1932-33	1933-34
						R	R	R	R	R
<b>TEXTILES—</b>										
<b>Cotton—</b>										
Twist and Yarn . . Lbs	14,326	2,082	20,000	80,007	..	16,608	1,971	15,000	51,650	..
<b>Hosiery—</b>										
Underwear . . . Dozen	276	521	3,718	6,352	1,056	2,225	2,870	8,144	11,198	2,394
Other sorts . . . Value	—	—	—	—	—	1,214	2,573	3,481	703	184
<b>Total Hosiery . . .</b>	—	—	—	—	—	3,439	5,443	11,625	11,901	2,478
<b>Piecegoods—</b>										
Grey (unbleached)—										
Plain Grey—										
Longcloth and Shirts . . yards	65,562	32,715	1,008	25	1,785	16,513	6,232	267	9	595
Othersorts . . .	1,887	24,137	754	18,676	4,485	976	7,345	219	4,693	1,250
<b>Total Plain Grey . . .</b>	67,449	56,852	1,760	18,701	6,270	17,489	13,577	507	4,702	1,845
White (bleached)—										
Jaconets, madapolams, casimires and muslins . . .	90,192	58,567	47,936	12,806	11,216	30,559	19,210	13,345	3,896	2,733
Othersorts . . .	56,810	52,929	73,499	109,139	113,241	27,963	23,260	27,345	30,369	23,258
<b>Total White (bleached) . . .</b>	147,011	111,516	121,435	122,936	124,457	58,522	42,470	40,693	34,265	25,991
<b>Coloured, printed and dyed—</b>										
Printed goods—										
Lungs . . .	29,751	232	1,002	420	118,177	12,558	196	897	852	20,697
Prints and Chintz . . .	28,936	14,750	13,464	968	176	13,361	7,886	2,510	249	62
Shirts . . .	17,436	603	3,185	2,524	262,321	6,941	298	1,361	736	23,328
Woven Lungis and Sarongs . . .	1,003,812	360,638	124,276	93,808	34,526	4,89,895	1,73,521	52,288	34,237	10,704
Othersorts . . .	38,422	4,083	1,529	1,914	29,010	13,254	1,564	445	467	3,267
<b>Total Printed goods . . .</b>	1,118,459	380,306	143,454	99,634	444,209	5,36,024	1,83,415	57,021	36,041	58,058
Dyed goods—										
Shirts . . .	6,200	37,434	97,739	44,070	72,605	3,310	19,330	35,537	19,213	12,120
Other sorts . . .	348,437	177,474	178,762	93,931	102,228	1,84,090	81,905	57,507	32,288	31,337
<b>Total Dyed goods . . .</b>	354,637	214,908	276,501	138,001	174,833	1,87,409	1,01,235	93,044	45,490	43,457
<b>Woven coloured goods—</b>										
Shirts . . .	..	101,706	4,219	..	28	..	17,004	1,532	..	5
Other sorts . . .	16,136	14,862	165	379	275,032	7,895	8,128	56	165	45,474
<b>Total Woven coloured goods . . .</b>	16,136	116,568	4,384	379	275,060	7,895	25,132	1,638	165	45,479
<b>Total Coloured, Printed or Dyed . . .</b>	1,489,232	711,782	424,339	238,014	894,102	7,31,328	3,09,782	1,51,703	91,702	1,46,904
Other sorts of man- factures . . . Value	—	—	—	—	—	10,688	21,185	11,433	14,033	8,215
<b>Total Cotton goods (including Twist and yarn) . . .</b>	—	—	—	—	—	8,88,162	3,94,428	2,30,000	1,98,262	1,85,523
<b>Haberdashery and Millinery Value</b>	—	—	—	—	—	16,061	26,595	14,350	7,580	5,370
<b>Hemp—</b>										
Raw . . . Cwts.	990	1,399	621	74	163	23,394	28,980	9,198	1,495	2,169
<b>Jute—</b>										
Manufactures—										
Gunny bags . . . No.	162,658	101,278	92,718	66,678	76,260	62,342	29,370	18,154	16,182	22,655
Others . . . Value	—	—	—	—	—	73,938	73,259	78,523	72,206	61,752
<b>Total Jute manufactures . . .</b>	—	—	—	—	—	1,36,280	1,02,629	96,677	87,888	84,409

No. 13—continued  
STRAITS SETTLEMENTS—continued  
IMPORTS THEREFROM—continued

ARTICLES	QUANTITY					VALUE				
	1929-30	1930-31	1931-32	1932-33	1933-34	1929-30	1930-31	1931-32	1932-33	1933-34
<b>TEXTILES—continued</b>						R	R	R	R	
<b>Silk—</b>										
Manufactures—										
Piecegoods . Yards	56,938	57,033	83,288	21,806	25,752	49,352	37,054	28,113	19,608	23,932
Others . . . Value	—	—	—	—	—	8,936	6,585	7,760	5,429	2,472
Total Silk manufactures (including Silk yarn, etc.)	—	—	—	—	—	58,288	43,639	35,873	25,037	26,404
<b>Woollen manufactures including twist and yarn . . . . .</b>	—	—	—	—	—	14,874	3,716	7,568	5,548	1,876
<b>Artificial Silk—</b>										
Piecegoods of cotton and artificial silk (a) Yards	41,688	25,386	—	—	—	31,067	12,802	—	—	—
Piecegoods made entirely of artificial silk . . . . .	—	17,508	50,242	51,423	40,259	—	7,975	20,168	17,522	18,758
<b>TOBACCO . . . . .</b>	3,768	4,565	11,910	8,344	1,028	10,045	6,934	14,296	9,841	970
<b>TOILET REQUISITES (NOT SPECIFIED ELSEWHERE) Value</b>	—	—	—	—	—	20,874	14,344	6,141	6,161	3,791
<b>TOYS AND REQUISITES FOR GAMES AND SPORTS including FISHING TACKLE . . . . .</b>	—	—	—	—	—	10,271	13,908	13,093	12,407	16,653
<b>VEHICLES, excluding LOCOMOTIVES, ETC., FOR RAILWAYS—</b>										
Carriages and Carts not mechanically propelled and parts thereof (excluding railway carriages, trucks, etc.) . . . . .	—	—	—	—	—	2,404	2,100	24,601	1,640	1,783
Cycles (other than motor cycles) and parts thereof and accessories . . . . .	—	—	—	—	—	1,871	1,908	7,240	631	1,201
<b>Mechanically propelled vehicles (excluding Railway locomotives and tractors)—</b>										
Carriages and parts for railways . . . . .	—	—	—	—	—	62,442	58,543	20,582	85,740	1,70,761
Motor cars (including Taxi cabs) . . . . . No.	34	30	81	46	26	54,824	49,221	37,033	49,870	41,259
Motor omnibuses, motor vans and motor lorries—										
Chassis . . . . .	4	1	..	11	..	6,663	1,569	..	17,816	..
Parts of mechanically propelled vehicles and accessories (including air-craft and parts, etc.) . . . . . Value	—	—	—	—	—	11,066	4,011	2,079	28,144	16,204
Other Sorts . . . . .	—	—	—	—	—	5,597	5,667	14,010	12,736	2,367
Total Mechanically propelled Vehicles, etc. . . . .	—	—	—	—	—	1,40,694	1,19,901	75,168	1,94,315	2,30,011
<b>Ships, parts of . . . . .</b>	—	—	—	—	—	3,051	800	2,737	7,68,480	720
<b>Total Vehicles, excluding locomotives, etc., for Railways . . . . .</b>	—	—	—	—	—	1,47,920	1,23,809	1,04,755	9,65,066	2,34,375
<b>WOOD AND TIMBER—</b>										
Sandal wood . . . . . Tons	90	55	101	146	67	40,811	25,420	44,925	70,783	27,920
Manufactures of wood, other than furniture, etc. Value	—	—	—	—	—	13,048	14,027	13,046	7,025	6,360
Other kinds of wood and timber . . . . .	—	—	—	—	—	1,29,817	1,23,884	1,77,204	1,13,623	1,11,419
Total Wood and Timber . . . . .	—	—	—	—	—	1,83,676	1,64,231	2,36,674	1,91,431	1,45,699
<b>POSTAL ARTICLES NOT SPECIFIED . . . . .</b>	—	—	—	—	—	2,24,589	1,70,629	1,60,413	95,227	91,212
<b>ALL OTHER ARTICLES OF MERCHANDISE . . . . .</b>	—	—	—	—	—	1,34,008	1,12,309	1,24,200	1,50,672	84,588
<b>GRAND TOTAL . . . . .</b>	—	—	—	—	—	6,19,53,849	3,99,80,540	2,92,57,099	2,78,63,055	2,68,23,626

(a) Sub-divided from September 1930.

No. 13—continued  
STRAITS SETTLEMENTS—continued  
EXPORTS THERETO

INDIAN MERCHANDISE

ARTICLES	QUANTITY					VALUE				
	1929-30	1930-31	1931-32	1932-33	1933-34	1929-30	1930-31	1931-32	1932-33	1933-34
<b>ANIMALS, LIVING—</b>						R	R	R	R	R
Cattle (excluding sheep and goats) . . . No.	384	357	161	206	21	48,369	83,115	19,971	24,316	3,035
Sheep and goats . . . "	46,479	30,731	10,341	2,274	1,598	6,80,279	3,99,002	1,36,018	32,487	17,216
Other kinds . . . "	7,222	986	1,150	480	7,614	15,449	3,312	2,284	2,552	3,888
Total Animals, living "	54,085	32,074	11,652	2,960	9,233	6,94,097	4,35,429	1,58,223	59,355	24,138
<b>APPAREL (including DRESSING, UNIFORMS, ACCOUTREMENTS, BUT EXCLUDING HOSIERY AND BOOTS AND SHOES) Value</b>	—	—	—	—	—	1,44,422	50,687	25,703	21,430	18,053
<b>ART, WORKS OF . . . "</b>	—	—	—	—	—	24,935	4,587	31,592	21,514	2,902
<b>BOOKS, PRINTED, AND PRINTED MATTER (not being STATIONERY), including MAPS AND CHARTS . . . Cwts.</b>	5,115	3,282	3,194	2,524	2,952	3,57,958	1,73,048	1,70,878	1,45,820	1,60,777
<b>BOOTS AND SHOES . . . Pairs</b>	6,237	3,629	4,632	2,530	8,400	39,212	24,592	32,448	18,787	21,971
<b>BUILDING AND ENGINEERING MATERIALS, other than OF IRON, STEEL, OR WOOD . . . Value</b>	—	—	—	—	—	17,766	37,070	60,973	90,570	42,245
<b>CANDLES OF ALL KINDS . . . Lbs.</b>	1,270,952	445,512	242,915	406,267	399,117	3,55,670	1,25,301	68,328	1,14,257	1,12,602
<b>CHEMICALS AND CHEMICAL PREPARATIONS (excluding CHEMICAL MANURES AND MEDICINES)—</b>										
<b>Potassium compounds—</b>										
Saltpetre . . . Cwts.	1,893	1,840	3,129	3,087	4,206	21,688	15,381	20,246	42,760	57,858
<b>Soda compounds—</b>										
Borax . . . "	852	635	702	678	405	14,526	11,085	11,884	13,687	7,971
Other sorts of chemicals Value	—	—	—	—	—	39,076	8,790	4,932	5,532	2,495
Total Chemicals, etc. "	—	—	—	—	—	75,685	35,266	46,062	61,979	68,324
<b>COAL AND COKE—</b>										
Coal . . . Tons	59,013	25,158	23,431	20,550	5,301	6,83,640	3,63,914	2,49,574	1,92,143	53,316
Coke . . . "	1,606	757	627	340	342	27,993	14,843	13,030	7,337	6,876
<b>COIR MANUFACTURED (excluding ROPE) . . . Tons</b>	97	60	74	54	76	30,823	16,741	20,178	11,759	19,378
<b>CORDAGE AND ROPE OF VEGETABLE FIBRE (excluding JUTE AND COTTON) . . . Cwts.</b>	32,837	23,265	23,109	19,883	25,350	8,71,723	6,48,927	4,99,794	3,80,822	4,00,890
<b>DRUGS AND MEDICINES (excluding CHEMICALS AND NARCOTICS) . . . Value</b>	—	—	—	—	—	74,375	66,460	83,279	95,038	77,485
<b>DYEING AND TANNING SUBSTANCES—</b>										
Safflower . . . Cwts.	1,356	1,067	1,556	2,080	1,533	27,496	23,337	38,383	60,582	41,455
Turnerite . . . "	9,591	9,627	8,105	6,284	11,018	1,51,316	1,23,110	92,657	84,207	1,22,158
Other sorts . . . "	621	479	355	221	428	9,191	7,028	3,736	1,536	4,236
Total Dyeing and Tanning substances . . . "	11,568	11,173	10,019	9,185	13,279	1,88,003	1,64,075	1,34,776	1,52,325	1,67,879
<b>EARTHENWARE AND PORCELAIN . . . Value</b>	—	—	—	—	—	20,944	46,699	1,11,603	46,181	16,710
<b>FISH (excluding CANNED FISH)—</b>										
Fish, dry, unsalted . . . Cwts.	2,634	1,242	702	361	390	60,980	42,041	26,955	10,062	8,910
Fish, dry, salted . . . "	378	715	431	357	973	12,021	14,665	8,758	9,415	14,516
Fishmaws and sharkfins . . . "	2,632	1,823	1,789	2,080	2,001	2,68,846	1,51,414	1,26,991	1,53,112	1,38,805
<b>FODDER, BRAN, AND POLLARDS (excluding OILCAKE)—</b>										
Rice bran . . . Tons	29,073	35,905	17,471	7,373	15,447	13,21,385	9,62,145	3,64,737	1,56,915	2,54,993
Bran and Pollards . . . "	124	123	131	138	187	17,519	14,712	10,535	8,481	10,493
Other sorts . . . "	129	210	31	6	7	19,593	20,921	4,813	820	183
Total Fodder, Bran, and Pollards (excluding oilcake), . . .	29,326	36,243	17,633	7,517	15,641	13,58,497	9,97,778	3,80,085	1,66,216	2,65,669

No. 13—continued  
STRAITS SETTLEMENTS—continued  
EXPORTS THERETO—continued

INDIAN MERCHANDISE—continued

ARTICLES	QUANTITY					VALUE				
	1929-30	1930-31	1931-32	1932-33	1933-34	1929-30	1930-31	1931-32	1932-33	1933-34
<b>FRUITS AND VEGETABLES—</b>										
Fresh Fruits and Vegetables . . . . . Value	—	—	—	—	—	R	R	R	R	R
12,82,257	10,76,739	11,96,407	9,10,932	6,26,228						
Fruits and vegetables: dried, salted or preserved, all sorts. . . . . Tons	1,130	657	1,236	624	900	2,06,636	1,18,023	2,12,298	1,13,808	1,54,182
<b>GRAIN, PULSE, AND FLOUR—</b>										
Jowar and bájra . . . . . "	62	61	33	30	35	12,812	11,869	6,306	4,697	4,902
<b>Pulse—</b>										
Beans . . . . . "	833	836	707	741	740	1,35,627	1,19,127	76,550	61,272	57,776
Gram . . . . . "	1,540	1,154	1,111	1,163	1,090	2,53,693	1,53,491	1,24,925	1,25,632	1,81,708
Other sorts . . . . . "	9,111	7,263	6,392	5,264	5,648	16,96,799	11,23,709	7,96,820	6,32,681	5,43,968
Total Pulse . . . . . "	11,484	9,253	8,210	7,168	7,470	20,86,110	13,96,327	9,98,304	8,19,585	7,33,452
Rice, in the husk . . . . . "	4,783	813	200	..	..	3,98,494	55,599	9,380	4	2
Rice not in the husk—										
Boiled rice . . . . . "	34,382	46,308	21,820	21,482	17,871	48,01,833	52,00,948	18,77,608	17,34,843	12,07,241
Cleaned rice . . . . . "	176,983	206,160	201,944	130,564	126,968	2,35,13,547	2,17,30,409	1,42,75,428	90,67,270	73,01,697
Broken cleaned rice . . . . . "	1,804	3,349	999	609	1,289	1,29,598	1,68,244	85,169	19,420	35,637
Other sorts . . . . . "	16,938	9,518	8,023	3,824	17,843	15,26,240	7,65,940	4,78,562	2,11,840	2,51,539
Total Rice, not in the husk . . . . . "	229,057	265,335	232,786	166,479	183,971	2,99,71,218	2,78,71,026	1,68,64,767	1,10,33,373	87,06,114
Wheat . . . . . "	277	354	312	330	254	73,501	78,967	64,294	60,874	42,348
„ flour . . . . . "	3,436	3,496	3,259	1,618	1,611	7,15,886	6,11,902	5,41,690	2,72,121	2,14,345
Other sorts . . . . . "	86	78	92	92	81	18,024	15,070	13,527	13,546	9,906
Total Grain, Pulse and Flour . . . . . "	249,186	279,390	244,862	165,717	163,428	3,32,76,645	3,00,41,960	1,82,93,271	1,22,04,200	98,01,159
<b>HARDWARE excluding CUTLERY, AND PLATED-WARE</b> . . . . . Value	—	—	—	—	—	48,481	1,70,748	35,085	20,000	37,479
<b>HIDES AND SKINS, RAW—</b>										
Hides, raw . . . . . Tons	46	8	45	..	..	43,250	6,200	16,384	..	..
Cuttings of hides and skins (raw) . . . . . Tons	17	17	2	..	..	5,160	4,395	480	..	..
<b>INSTRUMENTS, APPARATUS, AND APPLIANCES, AND PARTS THEREOF</b> . . . . . Value	—	—	—	—	—	2,31,929	1,46,207	1,69,653	2,61,950	2,47,539
<b>LAC—</b>										
Shell . . . . . Cwts.	2,052	2,269	1,702	1,432	1,462	2,62,615	1,71,248	84,293	48,619	52,278
<b>LEATHER—</b>										
Hides and skins, tan- ned or dressed . . . . . Tons	125	110	90	88	74	5,42,053	4,57,434	3,03,085	2,97,163	2,64,170
.. .. . =No.	=487,699	=509,837	=427,094	=413,370	=342,602					
<b>MANURES—</b>										
Bones . . . . . Tons	577	35	134	13	..	57,680	2,500	9,536	784	..
Fish manures and guano . . . . . "	1,752	1,252	1,721	1,167	1,118	1,76,790	1,18,186	1,14,461	63,765	53,025
Other kinds . . . . . "	..	2	1	10	..	..	283	75	135	..
Manures . . . . . "	2,329	1,389	1,856	1,190	1,118	2,33,470	1,20,974	1,24,072	59,684	54,025
<b>METALS AND ORES—</b>										
Brass, Bronze, and similar alloys, wrought . . . . . Cwts.	672	237	127	87	168	70,583	26,730	12,680	7,558	11,642
Copper . . . . . "	950	373	218	136	407	78,435	30,872	17,120	12,313	20,183
Iron (excluding ore) (a) . . . . . tons	2,030	3,355	1,248	603	344	1,61,397	3,14,635	1,15,562	44,925	42,680
Iron or Steel (b) . . . . . Tons	3,840	4,898	2,920	2,800	900	64,756	74,107	38,829	33,712	10,184
Lead, pig . . . . . Cwts.	2,208	1,866	2,241	2,483	3,001	37,64,240	21,73,479	23,14,183	28,02,701	55,27,440
Tin, ore . . . . . Tons	26	0	2	20	26	51,163	7,603	4,321	8,929	11,495
Others . . . . . "	..	..	..	..	..	..	..	..	..	..
Total Metals and Ores . . . . . "	4,538	6,501	3,055	3,259	3,820	41,90,574	26,32,426	25,02,505	29,10,133	56,34,412

(a) Shown separately from 1933-34.  
(b) Does not include figures of 'Iron' from 1933-34.

NO. 13—continued  
 STRAITS SETTLEMENTS—continued  
 EXPORTS THERETO—continued

INDIAN MERCHANDISE—continued

ARTICLES	QUANTITY					VALUE				
	1929-30	1930-31	1931-32	1932-33	1933-34	1929-30	1930-31	1931-32	1932-33	1933-34
						R	R	R	R	R
<b>OILS—</b>										
Mineral . . . . Gals.	72,090	61,573	65,650	63,020	54,504	71,596	65,092	83,904	71,174	62,683
<b>Vegetable, non-essential—</b>										
Castor . . . . "	14,240	11,155	8,060	8,067	9,654	35,170	22,849	13,400	12,601	10,620
Groundnut . . . "	69,831	1,843	11,967	2,029	43,114	1,70,629	2,931	22,627	2,578	58,154
Linseed . . . . "	51,223	28,681	12,823	17,021	19,449	1,28,785	78,287	22,775	31,707	31,403
Mustard or rape . . "	7,318	8,563	6,098	5,968	9,417	22,908	23,842	12,170	12,492	12,459
Other sorts . . . "	6,502	5,758	4,549	3,598	6,032	17,269	13,906	10,709	8,206	10,984
Total Vegetable, non-essential . . . "	149,114	58,005	44,127	37,603	87,666	3,75,061	1,42,415	81,087	67,584	1,23,680
Other sorts . . . "	75	57	12	32	35	703	293	60	4,060	2,089
<b>Total Oils . . . "</b>	<b>221,279</b>	<b>117,635</b>	<b>129,789</b>	<b>100,661</b>	<b>142,205</b>	<b>4,47,360</b>	<b>2,07,800</b>	<b>1,66,051</b>	<b>1,42,818</b>	<b>1,88,361</b>
<b>OILCAKES—</b>										
Groundnut cake . Tons	1,568	1,484	1,126	674	617	1,55,769	82,596	72,264	43,363	25,774
Others . . . . "	736	691	563	904	656	71,204	55,032	38,201	46,772	22,362
<b>Total Oilcakes . . . "</b>	<b>2,304</b>	<b>2,175</b>	<b>1,689</b>	<b>1,578</b>	<b>1,073</b>	<b>2,27,023</b>	<b>1,37,628</b>	<b>1,10,465</b>	<b>90,135</b>	<b>48,136</b>
<b>PAINTS AND PAINTERS' MATERIALS . Value</b>	—	—	—	—	—	20,620	12,337	8,283	9,505	8,551
PARAFFIN WAX . . Tons	627	102	79	99	64	3,61,842	88,005	33,180	41,555	27,324
PERFUMERY (not being PERFUMED SPIRITS) . Value	—	—	—	—	—	79,881	34,833	27,500	35,793	33,764
<b>PROVISIONS AND OILMAN'S STORES—</b>										
Biche-de-mer . . Lbs.	40,191	72,730	73,107	31,320	35,462	17,865	18,520	27,425	4,805	7,855
Butter . . . . Cwts.	170	149	46	17	21	18,635	15,690	5,455	1,615	2,040
Ghi . . . . "	19,635	16,663	13,009	11,031	10,955	20,05,129	15,31,649	10,17,769	8,18,305	6,10,606
Pickles, chutnies, and condiments . . "	788	959	694	586	665	31,986	36,264	25,293	20,948	19,200
Other sorts of provisions Value	—	—	—	—	—	1,08,051	64,504	59,201	64,950	62,971
<b>Total Provisions and Oilman's stores . . . "</b>	<b>—</b>	<b>—</b>	<b>—</b>	<b>—</b>	<b>—</b>	<b>21,81,636</b>	<b>16,66,717</b>	<b>11,35,163</b>	<b>9,10,623</b>	<b>7,02,792</b>
<b>RUBBER, RAW . . . Lbs.</b>	<b>5,524,192</b>	<b>4,893,598</b>	<b>5,030,587</b>	<b>4,588,165</b>	<b>7,823,475</b>	<b>22,81,322</b>	<b>11,87,382</b>	<b>8,11,391</b>	<b>3,99,540</b>	<b>10,16,657</b>
<b>SEEDS—</b>										
<b>Oil-seeds—</b>										
<b>Essential—</b>										
Ajama . . . . Tons	63	80	61	39	68	24,869	26,367	17,206	11,696	14,802
Aniseed . . . . "	32	1	6	22	6	11,509	225	801	3,030	949
Coriander . . . "	1,100	884	759	872	1,264	1,99,077	1,38,501	1,01,622	1,62,226	2,16,388
Cumin (other than black) . . . "	256	329	260	137	279	1,89,533	2,62,092	1,87,210	70,310	1,20,036
Cumin, black . . . "	62	40	45	30	26	30,596	23,154	10,164	4,468	4,183
Fennel . . . . "	145	163	120	80	114	65,666	63,240	42,248	24,150	30,007
Fenugreek . . . "	163	181	171	131	246	61,177	68,907	60,472	40,335	68,304
Other sorts . . . "	14	20	14	43	23	5,143	7,794	4,355	11,509	7,132
<b>Total Seeds, Essential . . . "</b>	<b>1,840</b>	<b>1,718</b>	<b>1,436</b>	<b>1,354</b>	<b>2,026</b>	<b>5,81,550</b>	<b>5,90,230</b>	<b>4,84,037</b>	<b>3,27,798</b>	<b>4,61,983</b>

No. 13—continued  
STRAITS SETTLEMENTS—continued  
EXPORTS THERE TO—continued

INDIAN MERCHANDISE—continued

ARTICLES	QUANTITY					VALUE				
	1929-30	1930-31	1931-32	1932-33	1933-34	1929-30	1930-31	1931-32	1932-33	1933-34
<b>SEEDS—contd.</b>						R	R	R	R	R
<b>Oil-seeds—contd.</b>										
<b>Non-essential—</b>										
Groundnuts . . . Tons	551	2	193	67	674	1,24,306	630	13,972	8,707	75,869
Mustard . . . "	63	59	29	42	74	29,209	19,304	9,899	13,324	20,494
Poppy . . . "	71	80	68	50	77	29,417	33,895	23,114	14,193	21,065
Rape . . . "	85	118	105	71	75	29,318	43,974	36,020	20,284	21,174
Sesamum (til or flinill) "	1	6	399	451	60	580	2,000	71,701	77,122	55,823
Tea . . . "	13	16	10	4	..	35,200	48,560	27,362	10,800	..
Other sorts . . . "	18	6	6	13	41	5,531	2,240	1,986	1,901	3,012
<b>Total seeds, Non-essential "</b>	<b>807</b>	<b>287</b>	<b>750</b>	<b>668</b>	<b>1,548</b>	<b>2,52,061</b>	<b>1,45,503</b>	<b>1,84,654</b>	<b>1,46,951</b>	<b>1,98,627</b>
Other than oilseeds . . . "	83	27	5	1	..	25,481	5,314	1,047	329	150
<b>Total Seeds . . . "</b>	<b>2,730</b>	<b>2,032</b>	<b>2,101</b>	<b>2,053</b>	<b>3,572</b>	<b>8,59,092</b>	<b>7,41,097</b>	<b>6,69,788</b>	<b>4,75,078</b>	<b>6,60,740</b>
<b>SHELLS AND COWRIES—</b>										
Shells (chanks sankli, etc., etc.) . . . Cwts.	48	978	504	374	798	1,000	16,395	8,005	3,555	12,791
<b>SPICES—</b>										
Cardamoms . . . Cwts.	132	1,358	117	65	105	46,661	57,527	14,781	9,791	11,575
Chillies . . . "	22,837	10,370	8,337	11,766	7,315	6,29,196	2,09,027	1,16,927	1,45,574	1,21,536
Pepper . . . "	2,227	13	6	..	..	2,33,551	580	415	..	..
Other sorts . . . "	159	142	28	48	56	3,530	2,392	1,075	2,005	1,734
<b>Total Spices . . . "</b>	<b>25,405</b>	<b>11,833</b>	<b>8,988</b>	<b>11,879</b>	<b>7,476</b>	<b>9,12,947</b>	<b>2,69,526</b>	<b>1,33,198</b>	<b>1,57,370</b>	<b>1,34,845</b>
<b>STATIONERY (excluding PAPER)</b>										
Value	—	—	—	—	—	25,105	20,028	15,665	8,520	10,746
<b>SUGAR . . . Tons</b>	<b>26</b>	<b>65</b>	<b>21</b>	<b>11</b>	<b>12</b>	<b>7,693</b>	<b>13,469</b>	<b>4,608</b>	<b>3,599</b>	<b>3,038</b>
<b>TALLOW AND STRARINE (including GREASE AND ANIMAL FAT) . . . Cwts.</b>	<b>3,551</b>	<b>3,030</b>	<b>2,129</b>	<b>1,715</b>	<b>1,797</b>	<b>1,23,295</b>	<b>1,00,436</b>	<b>59,033</b>	<b>47,655</b>	<b>37,439</b>
<b>TEA, BLACK . . . Lbs.</b>	<b>330,647</b>	<b>318,407</b>	<b>276,723</b>	<b>226,920</b>	<b>120,589</b>	<b>2,76,504</b>	<b>2,43,158</b>	<b>1,71,912</b>	<b>1,16,177</b>	<b>62,133</b>
<b>TEXTILES—</b>										
<b>Cotton—</b>										
Waste . . . Cwts.	245	555	524	546	263	7,039	15,517	10,179	8,653	4,564
Twist and yarn . . . Lbs.	923,360	515,768	741,316	469,080	668,326	8,40,327	4,59,905	5,32,479	2,94,061	3,88,007
<b>Manufactures—</b>										
Handkerchiefs and saawls in the piece No.	17,392	2,140	..	..	..	12,258	1,250	..	..	..
Piecegoods . . . Yards	17,935,206	11,133,034	9,198,205	8,151,083	5,145,846	1,05,53,489	61,95,164	48,19,377	40,10,040	26,15,236
Other sorts of manufactures . . . Value	—	—	—	—	—	14,011	14,573	4,000	5,003	2,437
<b>Total Cotton manufactures (including twist and yarn) "</b>	<b>—</b>	<b>—</b>	<b>—</b>	<b>—</b>	<b>—</b>	<b>1,14,20,583</b>	<b>66,70,802</b>	<b>53,59,356</b>	<b>43,18,109</b>	<b>30,00,630</b>
Haberdashery and millinery . . . "	—	—	—	—	—	14,045	3,712	1,611	1,155	248
<b>Jute—</b>										
Twist and yarn . . . Lbs.	117,006	60,052	31,304	72,760	91,504	27,270	10,939	4,515	3,245	9,587
<b>Manufactures—</b>										
Gunny bags No.	13,376,970	11,503,908	15,570,230	14,771,700	14,078,710	63,33,013	41,17,387	40,62,760	38,94,490	35,49,087
Gunny cloth "	1,828,521	1,239,357	1,628,199	2,691,521	1,839,501	2,64,309	1,70,022	1,87,760	3,13,513	2,38,727
Rope and twine . . . Cwts.	31,825	32,593	32,721	25,299	97,936	6,03,663	5,71,501	4,29,602	2,84,298	3,77,215
Other kinds . . . Value	—	—	—	—	—	498	1,695	2,019	676	80
<b>Total Jute manufactures (including twist and yarn) "</b>	<b>—</b>	<b>—</b>	<b>—</b>	<b>—</b>	<b>—</b>	<b>72,33,758</b>	<b>48,71,544</b>	<b>52,86,656</b>	<b>45,01,222</b>	<b>41,60,696</b>
<b>Silk -</b>										
Manufactures—										
Piece goods . . . Yards	4,455	100	2,795	..	46	13,738	200	4,290	..	177
Goods of silk mixed with other materials "	6,115	10,637	64	11,211	..	10,714	28,983	90	810	..
<b>Wool—</b>										
Manufactures . . . Value	—	—	—	—	—	23,376	12,925	22,249	69	42,350

No. 15—continued  
STRAITS SETTLEMENTS—continued  
EXPORTS THERETO—continued

INDIAN MERCHANDISE—concluded

ARTICLES	QUANTITY					VALUE				
	1929-30	1930-31	1931-32	1932-33	1933-34	1929-30	1930-31	1931-32	1932-33	1933-34
						R	R	R	R	R
<b>TOBACCO—</b>										
Unmanufactured . Lbs.	3,958,390	2,518,072	1,555,399	800,807	1,106,769	14,41,009	9,00,526	6,16,323	3,00,314	3,87,066
<b>Manufactured—</b>										
Cigars . . . . .	150,906	116,090	58,662	27,810	6,312	1,44,060	1,09,682	58,269	24,088	4,616
Cigarettes . . . . .	45,470	81,829	92,993	76,734	44,456	31,868	58,497	66,401	55,895	31,995
Other sorts . . . . .	37,372	25,001	5,610	3,346	6,912	19,185	15,055	5,049	2,559	2,479
<b>TOYS AND REQUISITES FOR GAMES AND SPORTS, including FISHING TACKLE (other than FIREARMS) . . . . .</b> Value	—	—	—	—	—	10,507	5,203	4,647	5,825	6,560
<b>UMBRELLAS, including PARASOLS AND SUN-SHADES . . . . .</b> No.	34,630	14,194	6,072	6,144	5,837	40,526	16,205	8,284	7,495	4,552
<b>WAX OF ALL KINDS, other than PARAFFIN WAX (excluding CANDLES) . . . . .</b> Cwts.	890	399	60	134	327	75,188	24,953	4,011	7,085	11,736
<b>WOOD AND TIMBER—</b>										
Timber, other than railway sleepers—										
Teak wood . . . . .	137	97	55	27	10	22,020	13,676	3,548	4,487	2,183
Sandal wood . . . . .	27	16	41	2	..	66,830	83,240	76,070	4,035	250
<b>POSTAL ARTICLES . . . . .</b> "	—	—	—	—	—	48,34,943	60,08,039	63,55,015	52,14,363	34,27,127
<b>ALL OTHER ARTICLES OF MERCHANDISE . . . . .</b> "	—	—	—	—	—	2,01,135	61,844	1,01,814	85,607	1,08,908
<b>GRAND TOTAL . . . . .</b> "	—	—	—	—	—	7,90,54,656	6,19,32,903	4,65,35,290	3,56,45,236	3,26,40,939

FOREIGN MERCHANDISE

ARTICLES	QUANTITY					VALUE				
	1929-30	1930-31	1931-32	1932-33	1933-34	1929-30	1930-31	1931-32	1932-33	1933-34
						R	R	R	R	R
<b>APPAREL (including DRESS, UNIFORMS, ACCOUTREMENTS, BUT excluding HOSIERY AND BOOTS AND SHOES) . . . . .</b> Value	—	—	—	—	—	16,385	14,181	4,407	9,751	19,005
<b>BOOKS, PRINTED, AND PRINTED MATTER (not being STATIONERY), including MAPS AND CHARTS . . . . .</b> Cwts.	62	141	183	154	39	11,411	26,073	15,487	9,500	5,510
<b>DRUGS AND MEDICINES (excluding CHEMICALS AND NARCOTICS)—</b>										
Asafetida . . . . .	521	485	526	296	542	24,093	21,480	16,242	9,823	13,531
Camphor . . . . .	566	..	100	29,127	3,045	1,132	..	106	34,940	3,800
Other sorts of drugs and medicines . . . . .	—	—	—	—	—	15,188	4,807	11,987	2,560	6,007
<b>Total Drugs and Medicines . . . . .</b> "	—	—	—	—	—	40,413	26,287	28,335	47,332	23,744
<b>Total Dyeing and Tanning substances . . . . .</b> "	—	—	—	—	—	13,153	10,636	11,019	16,515	17,850
<b>FRUITS AND VEGETABLES—</b>										
Fruits and Vegetables: dried, salted, or preserved—										
Dates . . . . .	187	15	3	..	13	21,528	2,520	650	280	3,570
Othersorts . . . . .	111	99	95	80	80	1,19,826	96,164	92,589	66,215	61,092
<b>GLASS AND GLASSWARE . . . . .</b> Value	—	—	—	—	—	34,304	10,909	4,289	4,085	1,499
<b>GUMS AND RESINS—</b>										
Olibanum or frankincense . . . . .	1,268	2,372	2,153	2,041	2,060	39,217	41,909	26,286	23,387	25,616
Other sorts . . . . .	568	98	144	13	75	12,885	2,742	4,545	375	1,795
<b>Total Gums and Resins . . . . .</b> "	1,836	2,370	2,297	2,054	2,135	52,102	44,651	30,831	23,762	27,411
<b>HARDWARE, excluding CUTLERY AND ELECTRO-PLATED WARE . . . . .</b> Value	—	—	—	—	—	71,355	51,139	80,706	1,22,118	1,12,315

No. 13—continued

## STRAITS SETTLEMENTS—concluded

## EXPORTS THERE TO—concluded

## FOREIGN MERCHANDISE—concluded

ARTICLES	QUANTITY					VALUE				
	1929-30	1930-31	1931-32	1932-33	1933-34	1929-30	1930-31	1931-32	1932-33	1933-34
						₹	₹	₹	₹	₹
<b>INSTRUMENTS, APPARATUS, AND APPLIANCES, AND PARTS THEREOF—</b>										
Electrical . . . . . Value	—	—	—	—	—	9,514	3,121	20,204	670	3,554
Photographic . . . . . "	—	—	—	—	—	80,456	1,29,060	56,855	1,04,545	80,784
Other sorts . . . . . "	—	—	—	—	—	20,678	0,724	9,830	20,082	9,406
<b>Total Instruments, etc.</b> . . . . . "	—	—	—	—	—	1,10,648	1,38,905	86,948	1,31,297	93,744
<b>Liquors . . . . .</b> Liquid gallons.	259	630	3,593	3,069	1,502	3,972	12,330	81,820	64,005	26,631
<b>MACHINERY AND MILL-WORK . . . . .</b> Value	—	—	—	—	—	70,141	55,075	47,420	18,551	20,918
<b>METALS AND ORES—</b>										
Tin, unwrought . . . . . Cwts.	..	..	..	200	..	..	..	..	24,163	..
Others . . . . . Tons	16	45	40	55	24	12,088	95,558	51,842	34,940	37,743
<b>Total Metals and Ores</b> . . . . . "	16	45	40	55	24	12,088	95,558	51,842	59,103	37,743
<b>OILS . . . . .</b> Gals.	104,111	38,097	12,618	8,113	1,333	24,232	26,293	3,003	7,594	5,558
<b>PAINTS AND COLOURS . . . . .</b> Cwts.	70	118	157	94	108	3,615	5,856	11,779	5,627	5,842
<b>PRINTING AND LITHOGRAPHING MACHINERY AND MATERIALS (excluding PAPER) . . . . .</b> Value	—	—	—	—	—	11,036	1,488	225	2,905	1,144
<b>PROVISIONS AND OILMAN'S STORES . . . . .</b> Cwts.	314	974	1,176	38	60	12,396	59,337	62,808	5,065	2,072
<b>RAW RUBBER MANUFACTURES . . . . .</b> Value	—	—	—	—	—	22,499	72,036	68,638	7,918	2,181
<b>SEEDS . . . . .</b> Tons	12	6	51	26	41	3,633	3,237	14,234	6,108	13,437
<b>SPICES—</b>										
Cassia-Liquor . . . . . "	875	1	..	..	..	20,700	30	..	..	..
Ginger . . . . . "	1,089	1,397	12	8	..	63,558	90,341	770	405	..
Other sorts . . . . . "	4	48	11	62	14	460	3,135	600	8,886	2,000
<b>Total Spices</b> . . . . . "	1,418	1,446	23	70	14	84,718	93,506	1,370	9,381	2,000
<b>TEXTILES—</b>										
<b>Cotton—</b>										
<b>Manufactures—</b>										
<b>Piece-goods—</b>										
Grey (unbleached). Yards	136,480	22,690	46,300	17,142	5,666	45,756	6,177	12,362	11,716	1,258
White (bleached). "	217,821	100,806	121,763	27,068	51,123	90,681	53,658	48,093	6,085	10,965
Coloured, printed, or dyed . . . . . "	100,113	150,617	177,882	71,882	518,546	55,081	75,755	75,399	10,067	1,32,812
Other sorts of manufactures (including twist and yarn) . . . . . Value	—	—	—	—	—	5,390	3,843	1,146	682	10,325
<b>Total Cotton manufactures (including twist and yarn)</b> . . . . . "	—	—	—	—	—	1,06,860	1,39,433	1,37,005	38,130	1,61,800
<b>VEHICLES, excluding LOCOMOTIVES, ETC., FOR RAILWAYS—</b>										
Carriages and carts (excluding Railway carriages and parts thereof) . . . . . Value	—	—	—	—	—	31,437	13,309	25,442	4,550	3,187
Other sorts . . . . . "	—	—	—	—	—	14,117	9,970	4,368	3,860	16,838
<b>POSTAL ARTICLES . . . . .</b> "	—	—	—	—	—	3,412	166	989	473	407
<b>ALL OTHER ARTICLES OF MERCHANDISE . . . . .</b> "	—	—	—	—	—	1,14,155	82,484	33,802	44,271	76,331
<b>GRAND TOTAL</b> . . . . . "	—	—	—	—	—	11,01,926	10,48,593	9,00,006	7,09,056	7,42,589
<b>GRAND TOTAL OF INDIAN AND FOREIGN MERCHANDISE</b> . . . . . "	—	—	—	—	—	8,01,56,582	6,20,78,586	4,74,35,296	3,03,54,292	3,33,83,528



No. 13—continued

FEDERATED MALAY STATES\*

IMPORTS THEREFROM

ARTICLES	QUANTITY					VALUE				
	1929-30	1930-31	1931-32	1932-33	1933-34	1929-30	1930-31	1931-32	1932-33	1933-34
<b>GUMS AND RESINS—</b>						R	R	R	R	R
Dammer (resins) . . . Cwts.	1,404	1,340	1,085	2,541	1,100	13,895	11,004	10,378	20,357	8,821
Resin . . . . "	1,040	848	325	28	..	14,555	6,171	1,884	200	..
Others . . . . "	7	2	63	57	0	391	110	1,608	1,984	505
<b>Total of Gums &amp; Resins</b> ..	<b>3,441</b>	<b>2,190</b>	<b>1,473</b>	<b>2,626</b>	<b>1,205</b>	<b>28,341</b>	<b>17,054</b>	<b>18,030</b>	<b>22,541</b>	<b>9,326</b>
<b>INSTRUMENTS, APPARATUS AND APPLIANCES AND PARTS THEREOF . . . Value</b>	—	—	—	—	—	35,957	7,550	8,131	3,883	40
<b>OILS . . . . "</b>	—	—	—	—	—	159	550	4,022	22,190	14,840
<b>PROVISIONS AND OILMAN'S STORES . . . . "</b>	—	—	—	—	—	634	10,598	320	842	1,107
<b>RUBBER MANUFACTURES . . . . "</b>	—	—	—	—	—	10,911	..	22,597	207	895
<b>VEHICLES (excluding LOCOMOTIVES, etc.)—</b>										
Motor cars . . . . No.	3	..	5	9	1	6,755	..	4,408	15,182	850
<b>POSTAL ARTICLES NOT SPECIFIED . . . . Value</b>	—	—	—	—	—	75,242	58,542	35,131	24,013	25,848
<b>ALL OTHER ARTICLES OF MERCHANDISE . . . . "</b>	—	—	—	—	—	48,058	50,351	42,484	25,105	20,270
<b>GRAND TOTAL</b> ..	—	—	—	—	—	<b>2,00,657</b>	<b>1,45,557</b>	<b>1,31,073</b>	<b>1,14,872</b>	<b>73,287</b>

EXPORTS THERETO

INDIAN MERCHANDISE

ARTICLES	QUANTITY					VALUE				
	1929-30	1930-31	1931-32	1932-33	1933-34	1929-30	1930-31	1931-32	1932-33	1933-34
<b>ANIMALS, LIVING—</b>						R	R	R	R	R
Cattle <i>excepting</i> sheep and goats . . . . No.	171	421	23	14	..	18,850	40,143	8,900	1,660	..
Sheep and Goats . . . . "	1,080	..	50	119	355	16,200	..	625	1,615	8,425
Other kinds . . . . "	114	140	152	..	..	1,730	1,048	1,140	..	..
<b>Total Animals, Living</b> . . . . "	<b>1,365</b>	<b>570</b>	<b>225</b>	<b>183</b>	<b>355</b>	<b>36,780</b>	<b>41,186</b>	<b>5,665</b>	<b>3,275</b>	<b>3,425</b>
<b>APPAREL (including DRAPELRY, UNIFORMS, ACCOUTREMENTS, BUT excluding HOSIERY AND BOOTS AND SHOES) . . . Value</b>	—	—	—	—	—	44,186	13,246	10,344	2,125	4,214
<b>BOOKS, PRINTED, AND PRINTED MATTER (including MAPS AND CHARTS) . . . Cwts.</b>	202	197	164	141	191	33,700	24,916	20,648	14,411	28,866
<b>BUILDING AND ENGINEERING MATERIALS other than OF IRON, STEEL OR WOOD . . . Value</b>	—	—	—	—	—	2,118	5,917	35,052	8,402	13,719
<b>CANDLES OF ALL KINDS . . . Lbs.</b>	267,637	139,823	82,740	113,302	152,000	75,267	39,325	23,270	31,833	43,003
<b>COAL AND COKE . . . Tons</b>	..	5,074	806	102	107	..	62,241	14,833	2,250	2,509
<b>DRUGS AND MEDICINES . . . Value</b>	—	—	—	—	—	9,813	12,260	4,982	3,403	5,012
<b>FODDER, BEAN, AND POLLARDS (excluding OILCAKE) . . . Tons</b>	1,778	12,779	8,653	1,287	5,851	49,716	3,15,045	2,38,897	38,562	94,735
<b>FRUITS AND VEGETABLES . . . Value</b>	—	—	—	—	—	1,75,594	1,80,531	1,89,778	98,721	96,509
<b>GRAIN, PULSE, AND FLOUR—</b>										
Pulse . . . . Tons	1,736	2,178	1,858	1,537	1,790	3,08,463	2,70,521	1,00,342	1,58,127	1,58,056
Rice, not in the husk . . . "	69,424	72,382	63,564	57,176	50,931	93,63,920	79,30,082	47,94,632	41,60,761	34,91,112
Wheat flour . . . . "	387	478	789	392	148	80,043	60,436	92,449	54,770	13,701
<b>INSTRUMENTS, APPARATUS, AND APPLIANCES, AND PARTS THEREOF . . . Value</b>	—	—	—	—	—	1,30,296	68,558	33,044	16,098	25,908
<b>LEATHER—</b>										
Hides and skins, Tanned or dressed { Tons	15	..	..	..	..	69,394	..	..	..	..
{ -No.	66,515	..	..	..	..					
<b>MARBLES . . . . Tons</b>	..	130	55	70	105	..	18,250	7,060	8,000	15,860
<b>METALS AND ORES . . . . "</b>	589	198	143	15	239	69,361	26,825	24,912	17,142	45,522

\* Includes figures for Non-Federated Malay States up to 1932-33.

No. 13—continued

## FEDERATED MALAY STATES—continued

## EXPORTS THERE TO—continued

## INDIAN MERCHANDISE—continued

ARTICLES	QUANTITY					VALUE				
	1929-30	1930-31	1931-32	1932-33	1933-34	1929-30	1930-31	1931-32	1932-33	1933-34
OLDS . . . . Gals.	8,594	4,167	13,974	10,403	41,597	9,274	9,885	17,272	24,437	51,453
OIL CAKES . . . . Tons	169	178	261	210	208	15,329	12,904	18,146	15,571	7,505
PARAFFIN WAX . . . . "	18	39	..	38	54	8,794	18,496	..	15,512	22,624
PROVISIONS AND OILMAN'S STORES . . . . Value	—	—	—	—	—	2,24,547	2,09,030	1,86,654	1,40,064	1,22,505
SEEDS . . . . Tons	61	58	44	130	300	50,861	83,206	19,375	25,758	43,304
SPICES . . . . Cwts.	2,327	1,405	1,065	3,202	1,302	67,499	84,764	15,148	40,418	21,268
TEA . . . . lbs.	11,948	4,017	1,123	1,593	5,505	19,063	4,005	640	827	6,496
TEXTILES—										
Cotton—										
Manufactures—										
Piece goods—										
Grey (unbleached) Yards	121,886	44,749	41,557	30,007	41,290	60,582	21,367	10,677	15,039	11,926
White (bleached) "	46,923	12,117	15,309	10,976	3,982	26,298	5,935	8,478	7,634	1,607
Coloured, printed, or dyed . . . . "	1,216,377	786,682	515,568	410,742	792,353	8,64,145	5,15,812	3,14,126	2,25,909	3,28,322
Other sorts of manufactures Value	—	—	—	—	—	1,881	2,501	2,785	1,128	4,203
Total of Cotton manufactures including Twist and Yarn "	—	—	—	—	—	9,52,406	5,45,605	3,45,066	2,40,705	3,46,013
Jute manufactures . . . . "	—	—	—	—	—	1,81,794	2,150	9,062	13,544	50,950
TOBACCO—										
Unmanufactured . . . . lbs	1,661,919	1,233,337	736,650	886,221	511,931	6,06,278	4,59,840	3,04,778	1,58,856	1,50,688
Manufactured . . . . "	32,885	64,499	87,189	101,505	69,465	29,570	52,151	70,978	82,252	64,886
POSTAL ARTICLES . . . . Value	—	—	—	—	—	10,82,199	6,88,443	3,49,461	2,21,312	1,58,010
ALL OTHER ARTICLES OF MERCHANDISE . . . . "	—	—	—	—	—	1,16,650	1,02,015	66,483	58,570	99,222
GRAND TOTAL . . . . "	—	—	—	—	—	1,37,62,698	1,12,52,428	70,97,929	56,64,895	51,28,027

## FOREIGN MERCHANDISE

ARTICLES	QUANTITY					VALUE				
	1929-30	1930-31	1931-32	1932-33	1933-34	1929-30	1930-31	1931-32	1932-33	1933-34
GLASS AND GLASSWARE . . . . Value	—	—	—	—	—	33,898	8,770	8,161	3,103	1,437
TEXTILES—										
Cotton—										
Manufactures—										
Piece goods—										
Grey (unbleached) Yards	87,828	10,034	15,042	..	..	28,710	4,551	4,132	..	..
White (bleached) "	114,497	14,200	10,900	2,392	..	48,168	4,687	4,206	401	..
Coloured, printed, or dyed . . . . "	17,959	6,000	..	12,438	3,038	6,750	1,550	..	3,001	480
Other sorts of manufactures . . . . Value	—	—	—	—	—	..	..	429	..	..
Total of Cotton manufactures (including twist and yarn) "	—	—	—	—	—	78,628	10,738	8,767	4,363	480

FEDERATED MALAY STATES—concluded

EXPORTS THERETO—concluded

FOREIGN MERCHANDISE—continued

ARTICLES	QUANTITY					VALUE				
	1929-30	1930-31	1931-32	1932-33	1933-34	1929-30	1930-31	1931-32	1932-33	1933-34
ALL OTHER ARTICLES OF MERCHANDISE . . . Value	—	—	—	—	—	R 39,324	R 18,157	R 15,126	R 11,130	R 10,804
GRAND TOTAL . . .	—	—	—	—	—	1,51,845	87,665	32,054	18,602	12,771
GRAND TOTAL OF INDIAN AND FOREIGN MERCHANDISE . . . Value	—	—	—	—	—	1,39,14,543	1,12,00,093	71,23,993	56,83,497	51,40,798

NON-FEDERATED MALAY STATES\*

IMPORTS THEREFROM

	QUANTITY					VALUE				
	1929-30	1930-31	1931-32	1932-33	1933-34	1929-30	1930-31	1931-32	1932-33	1933-34
Total Value . . . . .	—	—	—	—	—	R —	R —	R —	R —	R 2,480

EXPORTS THERETO

INDIAN MERCHANDISE

Nil

FOREIGN MERCHANDISE

Nil

SUMATRA

IMPORTS THEREFROM

ARTICLES	QUANTITY					VALUE				
	1929-30	1930-31	1931-32	1932-33	1933-34	1929-30	1930-31	1931-32	1932-33	1933-34
GUMS AND RESINS . . . Cwts.	..	22	222	57	75	R ..	R 1,245	R 12,631	R 3,377	R 3,167
OILS—										
Mineral—										
Fuel Oils . . . Gals.	..	346,330	1,524,028	1,061,721	..	..	2,01,334	2,88,477	2,77,196	..
Kerosene . . . "	..	..	..	765,672	1,697,591	..	..	..	2,27,309	10,87,519
Lubricating oils . . . "	309,789	..	..	313,370	240,010	1,35,532	..	..	2,15,418	1,20,007
Petroleum, dangerous flashing below 76°F including petrol, benzine and benzol . . . "	566,175	..	1,669,747	1,694,705	10,140	3,71,553	..	11,47,961	9,42,239	8,640
Other kinds . . . "	..	..	..	..	255,665	..	..	..	..	1,27,832
Total Mineral oils . . . "	875,964	346,330	3,193,775	4,435,477	2,203,411	5,07,085	2,01,334	14,36,428	16,62,102	13,43,098
Spices . . . . . tons	1	73	..	..	6,642	20	1,184	4	..	41,001
POSTAL ARTICLES NOT SPECIFIED . . . Value	2,780	..	122,172	86,573	..	1,723	..	59,844	44,072	..
ALL OTHER ARTICLES OF MERCHANDISE . . . "	—	—	—	—	—	200	50	..	131	23
GRAND TOTAL . . . . .	—	—	—	—	—	5,11,596	2,08,817	15,20,847	17,43,049	14,23,683

\* Separately shown from 1933-34.

No. 13—continued  
SUMATRA—continued  
EXPORTS THERETO

## INDIAN MERCHANDISE

ARTICLES	QUANTITY					VALUE				
	1929-30	1930-31	1931-32	1932-33	1933-34	1929-30	1930-31	1931-32	1932-33	1933-34
						R	R	R	R	R
<b>COAL AND COKE—</b>										
Coal . . . . . Tons	6,066	..	..	..	..	63,603	..	..	..	..
<b>FODDER, BRAN, AND POLLARDS (excluding OIL CAKE)</b> . . . . . "	459	906	1,105	..	..	10,073	23,035	8,542	..	..
<b>GRAIN, PULSE, AND FLOUR—</b>										
Rice, not in the husk . . . . . "	134,291	129,307	95,843	62,491	60,805	1,75,82,671	1,42,63,702	68,78,673	43,29,312	40,75,163
<b>INSTRUMENTS AND APPARATUS, ETC.</b> . . . . . Value	—	—	—	—	—	19,152	11,558	25,769	17,500	22,074
<b>OIL CAKES (Groundnut Cake)</b> Tons	849	678	152	33	..	23,590	53,564	8,740	2,226	..
<b>SEEDS—</b>										
Tea . . . . . "	74	74	13	2	..	1,80,900	1,49,292	32,854	5,004	..
<b>TEA, BLACK</b> . . . . . Lbs.	20,100	8,400	8,400	8,400	3,000	20,100	8,410	8,400	5,872	2,166
<b>TEXTILES—</b>										
<b>Cotton—</b>										
Manufactures—										
Piece goods . . . . . Yards	44,230	48,960	33,040	89,784	21,223	21,480	26,160	17,510	48,823	11,385
<b>Jute—</b>										
Manufactures—										
Gunny bags . . . . . No.	632,200	619,800	433,800	700,000	622,000	2,10,595	1,02,485	1,12,412	2,00,385	1,49,128
" cloth . . . . . Yards	626,819	378,000	464,000	305,980	229,340	1,51,686	49,802	55,133	44,130	29,597
Rope and twine . . . . . Cwts.	7,100	6,058	3,599	2,379	1,676	1,30,532	1,08,562	48,890	87,685	31,072
Other kinds . . . . . "	..	..	..	..	2	..	..	..	978	105
Total Jute manufactures (including twist and yarn) . . . . . Value	—	—	—	—	—	5,01,813	3,50,879	2,16,428	2,89,178	2,10,602
<b>TOBACCO—</b>										
Manufactured—										
Cigars . . . . . Lbs.	12,813	3,661	900	..	..	10,256	2,700	900	..	..
<b>POSTAL ARTICLES</b> . . . . . Value	—	—	—	—	—	2,71,490	2,12,802	1,07,752	60,768	40,203
<b>ALL OTHER ARTICLES OF MERCHANDISE</b> . . . . . "	—	—	—	—	—	17,448	17,164	31,023	16,116	9,472
<b>GRAND TOTAL</b> . . . . . "	—	—	—	—	—	1,88,36,666	1,52,24,376	68,28,486	47,74,955	43,71,065

## FOREIGN MERCHANDISE

ARTICLES	QUANTITY					VALUE				
	1929-30	1930-31	1931-32	1932-33	1933-34	1929-30	1930-31	1931-32	1932-33	1933-34
						R	R	R	R	R
<b>HARDWARE (excluding CUTLERY AND ELECTRO-PLATED WARE)</b> . . . . . Value	—	—	—	—	—	36,477	2,105	27,837	819	..
<b>MACHINERY AND MILL WORK</b> . . . . . "	—	—	—	—	—	3,200	10,034	3,800	1,500	2,400
<b>ALL OTHER ARTICLES OF MERCHANDISE</b> . . . . . "	—	—	—	—	—	1,855	5,590	10,965	5,037	..
<b>GRAND TOTAL</b> . . . . . "	—	—	—	—	—	41,532	17,729	42,002	7,956	2,400
<b>GRAND TOTAL OF INDIAN AND FOREIGN MERCHANDISE</b> . . . . . "	—	—	—	—	—	1,88,78,198	1,52,42,105	68,71,088	47,82,911	43,73,465

No. 13—continued

JAVA  
IMPORTS THEREFROM

ARTICLES	QUANTITY					VALUE				
	1929-30	1930-31	1931-32	1932-33	1933-34	1929-30	1930-31	1931-32	1932-33	1933-34
CHEMICALS AND CHEMICAL PREPARATIONS (excluding CHEMICAL MANURES AND MEDICINES) SULPHUR BRIMSTONE . . . Cwts.	..	..	..	81,419	41,828	..	..	..	4,00,165	1,90,451
COAL AND COKE— Coal . . . Tons	1,769	1,085	852	765	..	26,162	15,280	6,738	9,550	..
COFFEE, other than roasted or ground . . . Cwts.	23,421	22,479	3,453	..	..	15,75,245	12,10,723	1,56,834	..	..
DRUGS AND MEDICINES (excluding CHEMICALS AND NARCOTICS)— Quinine Salts— Quinine sulphate or bisulphate . . . lbs.	3,877	2,429	7,415	9,955	13,324	74,343	45,291	1,03,166	2,46,098	2,58,054
Quinine hydrochloride or dihydrochloride. "	523	319	578	895	1,045	13,937	8,153	15,750	37,947	30,074
Other sorts of Quinine salts . . . "	2,152	964	965	1,690	5,520	27,555	10,626	10,799	26,840	63,684
Other sorts of drugs and medicines . Value	—	—	—	—	—	11,385	11,097	1,44,363	77,084	80,741
Total Drugs and Medicines . "	—	—	—	—	—	1,27,320	75,167	3,34,077	3,58,575	4,33,153
GRAIN, PULSE AND FLOUR— Beans (dry) . . . Tons	1,463	1,166	612	126	133	2,27,264	1,42,479	69,574	18,182	12,009
Pulse . . . . "	..	1,008	210	1	250	140	3,54,227	28,051	302	22,083
Other sorts . . . . "	1,341	9	116	4	5	1,55,029	1,420	13,139	625	1,660
Total Grain, Pulse and Flour . "	2,804	2,183	938	131	388	3,82,433	4,38,126	1,10,764	14,109	37,647
GUMS AND RESINS . Cwts.	11	4	124	81	496	430	149	5,473	1,021	12,021
HARDWARE (excluding CUTLERY AND ELECTRO-PLATED WARE) . Value	..	..	..	..	..	2,13,013	2,66,976	2,51,980	2,27,049	1,23,196
HIDES AND SKINS . (Nos.)	..	..	..	4	22,844	..	16,283	..	5,458	36,109
INSTRUMENTS, APPARATUS AND APPLIANCES AND PARTS THEREOF . Value	—	—	—	—	—	19,326	8,249	1,439	6,519	6,778
LIQUORS including DENATURED AND PERFUMED SPIRITS— Spirit— Rum . . . Gals.	193,752	24,221	17,676	146	..	2,46,563	27,799	20,042	236	4
Spirit, denatured . "	853,818	1,116,414	1,050,284	856,667	517,082	9,64,306	11,64,835	9,68,642	8,00,886	6,06,297
Other sorts of spirit . "	6,199	3,722	672	48	4,241	6,672	7,411	1,819	838	4,092
Total Spirit . . "	1,053,769	1,144,357	1,068,632	853,861	521,323	12,17,541	12,00,045	10,10,503	8,01,960	7,00,393
Other sorts of liquors . "	87	341	202	193	3	303	1,512	847	900	69
Total Liquors . . "	1,053,856	1,144,698	1,068,834	857,054	521,326	12,17,844	12,01,557	10,11,350	8,02,860	7,00,462
MACHINERY AND MILLWORK . Value	—	—	—	—	—	3,212	4,133	1,845	2,362	19,705
METALS AND ORBS . . Tons	4	7	..	..	1	5,816	17,337	333	118	296
OILS— Mineral oils . . . Gals.	3,039	5,798	1,233	422,973	4,218,926	2,604	6,581	1,237	2,38,023	18,46,299
Vegetable, non-essential— Coconut . . . "	479	..	19,676	125,515	..	1,251	..	28,814	1,50,170	..
Other sorts . . . . "	8	192	5,364	8,684	451	23	557	6,369	8,245	374
Total vegetable, non-essential . "	487	192	25,039	129,199	451	1,274	557	34,683	1,53,415	374
Other sorts of oils (a) . "	99	297	—	—	—	2,918	6,570	7,045	6,205	8,673
Total Oils (a) . . "	3,625	6,287	—	—	—	6,796	12,717	42,305	3,97,643	18,55,346
PROVISIONS AND OILMAN'S STORES including FISH AND FRUITS AND VEGETABLES, CANNED OIL BOTTLED— Farinaceous and patent foods— Farinaceous foods in bulk . . . Cwts.	79,602	27,251	54,746	65,923	84,433	8,26,219	2,58,766	4,75,081	4,19,763	2,28,021
Other sorts of provisions . Value	—	—	—	—	—	5,772	6,945	4,387	2,583	1,677
Total Provisions and Oilman's stores . "	—	—	—	—	—	8,31,991	2,60,711	4,79,468	4,22,336	2,30,598
RUBBER MANUFACTURES . "	..	..	..	..	..	8,645	40,485	15,069	6,311	601
SALT . . . . Tons	..	2,955	..	..	..	59	44,327	22	31	2
SOAP . . . . Cwts.	218	143	325	98	248	16,064	4,018	8,858	6,028	10,375
SPICES— Betelnuts . . . Cwts.	6,381	11,355	12,657	17,179	23,324	1,03,183	1,71,165	1,50,208	1,75,861	1,37,459
Pepper . . . . "	975	2,208	1,546	2,351	3,471	89,304	1,89,838	83,657	81,249	91,980
Other sorts . . . . "	4	169	60	238	328	123	10,537	3,308	8,495	12,284
Total Spices . . "	7,360	13,732	14,263	19,818	27,123	1,92,116	3,71,540	2,40,673	2,65,605	2,91,703

(a) Quantity not recorded from 1931-32.

## No. 13—continued

## JAVA—continued

## IMPORTS THEREFROM—continued

ARTICLES	QUANTITY					VALUE				
	1929-30	1930-31	1931-32	1932-33	1933-34	1929-30	1930-31	1931-32	1932-33	1933-34
						R	R	R	R	R
STARCH AND FARINA . . Cwts.	..	994	8,504	9,769	434	..	7,480	54,265	54,891	11,873
<b>SUGAR—</b>										
Sugar, 16 Dutch standard and above (a) . . Tons	779,437	—	—	—	—	12,68,67,398	—	—	—	—
Sugar 23 Dutch standard and above . . . "	—	715,307	836,132	295,118	104,426	—	8,44,60,182	4,07,25,800	8,29,67,415	1,07,92,094
Sugar below 23 Dutch Standard but not below 16 Dutch Standard . . "	—	87,000	30,617	8	—	—	92,04,624	28,90,134	912	6
Sugar, 15 Dutch standard and below . . . "	1,673	7,489	9	12	..	2,20,379	6,05,219	1,002	3,179	..
Molasses . . . . "	71,760	102,022	40,101	31,991	2,401	26,28,466	42,63,704	15,82,195	10,06,480	68,203
Best Sugar . . . . "	..	..	..	..	..	..	..	24	37	..
Total Sugar . . . . "	852,870	911,768	406,949	3,27,129	190,827	12,97,11,248	9,85,23,729	4,81,99,155	8,40,38,028	1,08,00,302
<b>TEA—</b>										
Black . . . . Lbs.	8,402,571	1,383,703	1,100,714	2,01,606	3,050	22,53,142	7,63,437	4,49,557	1,00,252	1,347
<b>TEXTILES—</b>										
Hemp Raw . . . . Cwts.	397	68	2,453	2,990	1,497	9,336	950	84,674	88,266	16,438
<b>VEHICLES, excluding LOCOMOTIVES, ETC., FOR RAILWAYS—</b>										
Mechanically propelled vehicles (excluding railway locomotives and tractors) . . Value	—	—	—	—	—	27,999	8,030	9,798	1,05,147	7,748
<b>POSTAL ARTICLES NOT SPECIFIED . . . . "</b>	—	—	—	—	—	4,198	3,149	3,161	1,124	3,998
<b>ALL OTHER ARTICLES OF MERCHANDISE . . . . "</b>	—	—	—	—	—	77,993	87,432	60,937	50,224	49,527
<b>GRAND TOTAL . . . . "</b>	—	—	—	—	—	13,66,83,429	10,34,17,240	4,84,72,225	3,73,50,327	2,38,89,681

## EXPORTS THERETO

## INDIAN MERCHANDISE

ARTICLES	QUANTITY					VALUE				
	1929-30	1930-31	1931-32	1932-33	1933-34	1929-30	1930-31	1931-32	1932-33	1933-34
						R	R	R	R	R
APPAREL (including DRAPERY, UNIFORMS, ACCOUTREMENTS, BUT excluding HOSIERY AND BOOTS AND SHOES) . . . Value	—	—	—	—	—	20,792	11,270	9,798	6,430	5,761
BOOKS, PRINTED AND PRINTED MATTER (NOT BEING STATIONERY), including MAPS AND CHARTS . . . Cwts.	689	363	383	1,276	371	69,961	34,135	37,617	1,23,701	37,050
COAL AND COKE . . . Tons	3,400	432	..	1,024	..	25,200	6,180	..	8,192	..
CORDAGE AND ROPE OF VEGETABLE FIBRE (excluding JUTE AND COTTON) . . . Cwts.	1,124	653	547	821	140	33,204	21,594	14,102	6,517	2,670
<b>GRAIN, PULSE, AND FLOUR—</b>										
Pulse . . . . Tons	88	122	109	365	128	16,167	19,631	13,768	30,132	14,122
Rice, not in the husk . . "	155,132	51,208	63,179	18,313	4,383	1,93,80,669	47,37,795	42,93,757	10,70,669	2,28,351
Wheat . . . . "	54	70	48	40	25	10,684	12,010	6,410	5,721	2,729
Other sorts . . . . "	..	10	18	14	7	321	2,378	1,860	2,631	1,025
Total Grain, Pulse, and Flour . . . . "	155,274	51,410	63,344	18,732	4,543	1,04,07,841	47,71,814	48,15,795	11,27,263	2,46,227

\* (a) Sub-divided from 1930-31.

INDIAN MERCHANDISE—continued

ARTICLES	QUANTITY					VALUE				
	1929-30	1930-31	1931-32	1932-33	1933-34	R	R	R	R	R
GUMS AND RESINS . . . Cwts.	2,740	2	509	2	..	36,125	100	4,500	80	..
HARDWARE AND CUTLERY, in- cluding PLATED WARE . Value	—	—	—	—	—	15,873	30,107	12,042	13,187	8,625
INSTRUMENTS, APPARATUS, AND APPLIANCES, AND PARTS THEREOF . . . "	—	—	—	—	—	1,70,736	40,906	1,21,220	86,010	53,083
LAG—										
Shell . . . Cwts.	1,450	1,837	1,543	1,413	1,373	1,67,838	1,35,960	74,038	46,810	42,463
LEATHER—										
Skins, tanned or dressed { Tons =No.	19 =46,975	1 =1,200	.. =500	.. =1,000	.. ..	82,384	8,600	500	500	..
Unwrought . . . Cwts.	816	708	231	123	4	1,83,145	1,64,197	50,435	27,325	130
Manures . . . Tons	150	1	..	..	65	22,700	90	..	..	7,010
METALS AND ORBS . . . "	285	195	233	429	435	1,32,995	1,06,616	83,010	62,730	42,014
OILCAKES—										
Groundnut cake . . . Tons	1,173	82	328	..	..	1,19,338	7,650	18,808	..	..
Rape and Sesamum cake . . . "	..	..	200	..	..	..	..	14,422	..	..
OPPIUM . . . { Chests =Cwts.	604 =755	643 =804	203 =253	.. ..	.. ..	24,16,000	25,72,000	8,12,000	..	..
Paints and Painter's materials— Paints and colours . Cwts.	1	233	364	939	1,124	500	9,673	14,855	10,699	3,078
PROVISIONS AND OILMAN'S STORES—										
Gbl . . . Cwts.	633	790	740	559	472	61,438	78,815	62,110	49,948	25,660
Pickles, chutnies, and condiments . . . "	543	309	191	340	101	10,238	12,580	7,800	14,768	7,070
Other sorts . . . Value	—	—	—	—	—	1,799	4,635	1,915	1,847	2,249
Total Provisions and Oilman's ; Stores . . . . .	—	—	—	—	—	79,570	91,030	71,807	66,563	36,485
SEEDS—										
Oil seeds—										
Seeds Essential . . . Tons	14	61	36	83	46	6,533	11,220	10,002	12,767	5,448
Seeds Non-essential . . . "	62	20	30	43	..	1,72,090	48,633	59,840	41,330	70
Other than oil seeds . . . "	..	..	..	..	..	120	138	35	9	50
Total Seeds . . . "	76	81	66	126	46	1,79,743	54,991	69,877	54,112	5,568
TEXTILES—										
Cotton—										
Manufactures—										
Piece goods . Yards	3,194,500	2,992,638	2,834,880	2,417,054	729,666	13,09,313	12,68,337	12,74,040	9,09,330	8,00,489
Haberdashery and Millinery . . . "	—	—	—	—	—	12,020	4,907	2,355	1,268	545
Jute—										
Raw . . . Tons	..	..	178	..	..	..	48	29,889	..	..
Manufactures—										
Gunny bags . . . No.	37,288,600	41,646,730	29,008,250	13,597,793	12,760,050	1,67,64,254	1,59,29,138	96,00,206	41,11,180	33,83,413
Gunny cloth . . . Yards	850,000	1,037,093	962,663	655,500	787,400	1,77,042	1,40,413	1,19,538	79,082	68,362
Rope and twine . . . Cwts.	14,303	15,619	14,123	8,829	9,360	2,86,889	2,55,568	2,02,149	1,07,269	95,944
Other kinds . . . Value	—	—	—	—	5	4,067	13,177	900	..	500

No. 13—continued  
 JAVA—concluded  
 EXPORTS THERETO—concluded

## INDIAN MERCHANDISE—concluded

ARTICLES	QUANTITY					VALUE				
	1929-30	1930-31	1931-32	1932-33	1933-34	1929-30	1930-31	1931-32	1932-33	1933-34
TEXTILES—contd. Jute—contd. Total Jute manufac- tures (including twist and yard) . . . Value	—	—	—	—	—	1,72,32,252	1,63,38,300	99,22,793	42,97,537	35,03,230
Woolen manufactures . . "	—	—	—	—	—	1,12,449	1,06,115	69,056	73,960	86,370
POSTAL ARTICLES . . "	—	—	—	—	—	20,981	14,448	14,663	7,560	3,606
ALL OTHER ARTICLES OF MERCHANDISE . . "	—	—	—	—	—	2,00,545	70,412	50,903	46,530	42,052
GRAND TOTAL . . "	—	—	—	—	—	4,20,70,500	2,58,68,620	1,70,89,831	70,70,253	44,87,648

## FOREIGN MERCHANDISE

ARTICLES	QUANTITY					VALUE				
	1929-30	1930-31	1931-32	1932-33	1933-34	1929-30	1930-31	1931-32	1932-33	1933-34
COAL AND COKE . . . Tons	5,000	1,950	..	..	..	93,820	35,180	..	..	..
DYEING AND TANNING SUB- STANCES . . . Value	—	—	—	—	—	50	..	16,845	..	..
GUMS AND RESINS . . . Cwts.	578	631	250	65	240	10,670	6,598	2,710	1,000	2,700
HARDWARE (excluding CUTLERY AND ELECTRO- PLATED WARE) . . . Value	—	—	—	—	—	3,13,363	2,60,233	2,83,278	2,68,042	1,44,350
MACHINERY AND MILLWORK . . "	—	—	—	—	—	7,910	27,397	7,000	250	..
RUBBER MANUFACTURES . . "	—	—	—	—	—	44,271	74,430	10,312	25,807	1,157
VEHICLES (excluding LOCOMO- TIVES, ETC., FOR RAILWAYS),, POSTAL ARTICLES . . "	—	—	—	—	—	64,650	4,347	24,793	401	6,486
ALL OTHER ARTICLES OF MERCHANDISE . . "	—	—	—	—	—	64,809	61,323	23,175	95,613	10,706
GRAND TOTAL . . "	—	—	—	—	—	6,99,603	4,78,058	3,08,113	3,11,203	1,71,651
GRAND TOTAL OF INDIAN AND FOREIGN MER- CHANDISE . . . "	—	—	—	—	—	4,26,70,103	2,63,44,678	1,74,57,944	73,81,456	46,59,300



BORNEO (BRITISH AND DUTCH)

IMPORTS THEREFROM

ARTICLES	QUANTITY					VALUE				
	1929-30	1930-31	1931-32	1932-33	1933-34	1929-30	1930-31	1931-32	1932-33	1933-34
						R	R	R	R	R
<b>OILS—</b>										
<b>Mineral—</b>										
Fuel oils . . . Gals.	18,202,885	24,204,034	24,202,568	25,925,377	20,463,604	30,88,833	52,87,002	50,20,557	50,84,354	52,88,448
Kerosene . . . "	8,420,703	..	4,418,807	..	..	21,49,533	..	20,12,899	..	..
Lubricating oils . . "	10,507,058	4,927,433	3,727,850	3,404,301	1,358,774	50,20,873	27,79,227	21,06,205	18,18,832	5,94,404
Other kinds . . . "	610,091	248,902	6,048	..	..	2,63,573	1,10,540	10,280	..	..
<b>Total Mineral oils . . "</b>	<b>32,800,187</b>	<b>29,380,374</b>	<b>32,418,303</b>	<b>29,329,738</b>	<b>30,847,378</b>	<b>1,20,22,812</b>	<b>81,77,768</b>	<b>91,49,950</b>	<b>69,03,236</b>	<b>58,82,907</b>
POSTAL ARTICLES NOT SPECIFIED . . . Value	—	—	—	—	—	268	54	17	14	39
ALL OTHER ARTICLES OF MERCHANDISE . . . "	—	—	—	—	—	3,008	1,559	1,548	8,047	15,269
<b>GRAND TOTAL . . . "</b>	<b>—</b>	<b>—</b>	<b>—</b>	<b>—</b>	<b>—</b>	<b>1,20,20,088</b>	<b>81,79,381</b>	<b>91,51,515</b>	<b>69,06,297</b>	<b>58,98,215</b>

EXPORTS THERETO

INDIAN MERCHANDISE

ARTICLES	QUANTITY					VALUE				
	1929-30	1930-31	1931-32	1932-33	1933-34	1929-30	1930-31	1931-32	1932-33	1933-34
						R	R	R	R	R
CANDLES OF ALL KINDS . lbs.	..	..	..	..	36,184	..	..	..	..	10,178
OPIMUM . . . . . { Chest	51	43	..	..	..	2,04,000	1,72,000	..	..	..
{ Cwts.	—63	—54	..	..	..					
TEXTILES—										
Cotton manufactures (including twist and yarn). Value	—	—	—	—	—	16,013	..	460	602	15,058
Jute—										
Manufactures—										
Gunny bags . . . No.	932,300	233,400	72,000	500,300	607,600	3,53,759	69,954	22,585	1,20,980	1,23,941
POSTAL ARTICLES . . . Value	—	—	—	—	—	4,32,158	3,13,331	2,68,338	1,51,222	1,02,458
ALL OTHER ARTICLES OF MERCHANDISE . . . "	—	—	—	—	—	10,350	13,736	7,950	15,058	12,558
<b>GRAND TOTAL . . . "</b>	<b>—</b>	<b>—</b>	<b>—</b>	<b>—</b>	<b>—</b>	<b>10,16,239</b>	<b>5,69,024</b>	<b>2,99,339</b>	<b>2,82,532</b>	<b>3,29,791</b>

FOREIGN MERCHANDISE

ARTICLES	QUANTITY					VALUE				
	1929-30	1930-31	1931-32	1932-33	1933-34	1929-30	1930-31	1931-32	1932-33	1933-34
						R	R	R	R	R
<b>TOTAL VALUE</b>	—	—	—	—	—	50	60	937	5	80
<b>GRAND TOTAL OF INDIAN AND FOREIGN MERCHANDISE . . . Value</b>	<b>—</b>	<b>—</b>	<b>—</b>	<b>—</b>	<b>—</b>	<b>10,16,239</b>	<b>5,69,024</b>	<b>3,00,326</b>	<b>2,82,537</b>	<b>3,29,871</b>

CELEBES AND OTHER ISLANDS

IMPORTS THEREFROM

ARTICLES	QUANTITY					VALUE				
	1929-30	1930-31	1931-32	1932-33	1933-34	1929-30	1930-31	1931-32	1932-33	1933-34
						R	R	R	R	R
<b>OILS—</b>										
<b>Mineral—</b>										
Lubricating oils . . . Gals.	12	346,947	..	..	..	12	61,788	..	..	..
Kerosene . . . . . "	2,155,538	11,938,746	..	1,318,023	..	11,00,221	60,93,736	..	8,20,638	..
POSTAL ARTICLES NOT SPECIFIED . . . Value	—	—	—	—	—	218	1,080	2,935	4,440	3,099
ALL OTHER ARTICLES OF MERCHANDISE . . . "	—	—	—	—	—	11,141	5,216	1,189	262	9,937
<b>GRAND TOTAL . . . "</b>	<b>—</b>	<b>—</b>	<b>—</b>	<b>—</b>	<b>—</b>	<b>11,11,592</b>	<b>61,65,668</b>	<b>4,177</b>	<b>8,25,340</b>	<b>13,686</b>

No. 13—continued

CELEBES AND OTHER ISLANDS—continued  
EXPORTS THERETO

## INDIAN MERCHANDISE

ARTICLES	QUANTITY					VALUE				
	1929-30	1930-31	1931-32	1932-33	1933-34	1929-30	1930-31	1931-32	1932-33	1933-34
CORDAGE AND ROPE . . . Cwts.	1,020	1,270	284	1,141	786	R 24,670	R 30,685	R 6,536	R 24,609	R 12,816
GRAIN, PULSE, AND FLOUR— Rice not in the husk . . . Tons	..	280	..	25	175	..	30,608	..	2,034	7,894
TEXTILES— Cotton— Twist and Yarn . . . Lbs.	58,800	..	..	..	1,200	53,499	..	..	..	900
Jute— Manufactures— Gunny bags . . . No.	2,647,600	2,040,000	1,077,900	1,272,400	2,602,000	9,92,485	6,26,082	2,98,358	3,01,613	6,28,347
Gunny cloth . . . Yards	170,000	90,000	40,000	66,000	170,000	24,810	12,762	4,550	7,900	12,923
Other kinds . . . Value	—	—	—	—	—	23,900	24,400	7,995	12,657	13,909
Total Jute manufactures (including twist and yarn) . . . Value	—	—	—	—	—	10,41,145	6,63,389	3,10,003	3,32,170	6,58,239
POSTAL ARTICLES . . . Value	—	—	—	—	—	248	553	..	123	680
ALL OTHER ARTICLES OF MER- CHANDISE . . . Value	—	—	—	—	—	2,815	7,088	5,208	3,023	4,049
GRAND TOTAL . . . Value	—	—	—	—	—	11,22,277	7,22,108	3,22,347	4,12,459	6,84,577

## FOREIGN MERCHANDISE

ARTICLES	QUANTITY					VALUE				
	1929-30	1930-31	1931-32	1932-33	1933-34	1929-30	1930-31	1931-32	1932-33	1933-34
TOTAL VALUE . . . Value	—	—	—	—	—	R ..	R 330	R ..	R 1,800	R 250
GRAND TOTAL OF INDIAN AND FOREIGN MER- CHANDISE . . . Value	—	—	—	—	—	11,22,277	7,22,438	3,22,347	4,14,259	6,84,833

## NEW GUINEA (DUTCH)

## IMPORTS THEREFROM

ARTICLES	QUANTITY					VALUE				
	1929-30	1930-31	1931-32	1932-33	1933-34	1929-30	1930-31	1931-32	1932-33	1933-34
OILS, MINERAL— Fuel Oils . . . Gals.	..	..	..	877,784	..	..	..	..	04,804	..
Petroleum dangerous flash- ing below 78°F. including petrol, benzene and benzol. . .	..	..	790,865	1,221,702	..	..	..	10,37,223	10,15,720	..
All other articles of mer- chandise . . . Cwts.	..	..	..	..	..	..	..	..	930	130
GRAND TOTAL . . . Value	—	—	—	—	—	..	..	10,37,223	10,81,523	130

## EXPORTS THERETO

## INDIAN MERCHANDISE

ARTICLES	QUANTITY					VALUE				
	1929-30	1930-31	1931-32	1932-33	1933-34	1929-30	1930-31	1931-32	1932-33	1933-34
TOTAL VALUE . . . Value	—	—	—	—	—	R 546	R ..	R ..	R 20	R ..

## FOREIGN MERCHANDISE

Nil

## SIAM

## IMPORTS THEREFROM

ARTICLES	QUANTITY					VALUE				
	1929-30	1930-31	1931-32	1932-33	1933-34	1929-30	1930-31	1931-32	1932-33	1933-34
GRAIN, PULSE AND FLOUR— Rice in the husk . . . Tons	..	..	..	1	3,101	..	..	..	30	1,65,126
Rice not in the husk . . .	..	101	2,292	14,696	54,093	..	11,236	2,74,083	12,44,367	30,06,551
Other sorts . . .	..	..	..	..	107	..	..	40	..	10,292
Hides and Skins, raw { Tons = Nos.	2,500	69	298	191	102	315	81,802	65,110	71,881	59,223
RUBBER— L. Manufactures— Pneumatic motor covers . . . No.	719	629	26	..	26	38,569	12,818	1,039	..	421
TEXTILES— Cotton manufactures (including Twist and Yarn) . . . Value	—	—	—	—	—	2,621	4,628	630	56,509	49,075
Silk, raw . . . Lbs.	6,324	286	329	..	..	32,452	1,716	1,800	..	..
WOOD AND TIMBER— Teak . . . Cubic Tons	9,872	10,484	11,268	6,307	10,253	15,41,390	14,95,224	13,56,549	6,63,844	10,11,000
Other kinds of wood and Timber . . . Value	—	—	—	—	—	1,80,063	1,32,089	69,226	1,57,321	1,13,619
Manufactures of wood (other than furniture and cabinetware) . . . Value	—	—	—	—	—	17,695	25	3,402	3,401	136
POSTAL ARTICLES . . . NOT SPECIFIED . . . Value	—	—	—	—	—	50,978	59,196	36,186	43,698	43,330
ALL OTHER ARTICLES OF MERCHANDISE . . . Value	—	—	—	—	—	39,503	43,932	24,994	21,903	15,350
GRAND TOTAL . . . Value	—	—	—	—	—	18,53,680	17,92,666	18,91,009	22,62,954	44,74,763

No. 13—continued  
SIAM—continued  
EXPORTS THERETO

## INDIAN MERCHANDISE

ARTICLES	QUANTITY					VALUE				
	1929-30	1930-31	1931-32	1932-33	1933-34	1929-30	1930-31	1931-32	1932-33	1933-34
CANDLES OF ALL KINDS . Lbs.	430,206	237,780	206,906	251,240	86,503	1,20,783	75,535	58,337	71,045	24,345
CHEMICALS AND CHEMICAL PREPARATIONS—										
Potassium compounds—										
Saltpetre . . . Cwts.	20	24	697	479	109	820	480	12,252	11,570	630
COIR, MANUFACTURED (excluding ROPE) . . . Tons	34	7	0	6	3	18,685	3,045	2,002	2,537	3,576
CORDAGE AND ROPE OF VEGETABLE FIBRE (excluding JUTE AND COTTON) . . . Cwts.	4,420	2,375	4,468	4,182	3,440	1,12,304	72,511	96,077	88,338	63,989
PODDER, BRAN, AND POLLARDS (excluding OILCAKE) . . . Tons	1,702	1,739	1,876	224	14	1,05,432	70,541	57,865	7,447	250
GRAIN, PULSE, AND FLOUR—										
Pulse . . . . . "	174	182	215	200	164	39,451	40,523	31,358	28,836	19,716
Rice, not in the husk . . . "	8,707	8,251	6,916	970	253	11,57,875	8,76,687	4,44,729	77,731	17,505
Wheat flour . . . . . "	242	208	316	227	131	56,046	61,875	39,196	34,859	13,771
Other sorts . . . . . "	11	25	27	15	10	2,004	4,317	2,505	2,599	1,959
Total Grain, pulse, and flour "	9,134	8,766	6,874	1,412	564	12,56,066	9,83,409	5,17,788	1,43,525	52,950
INSTRUMENTS, APPARATUS AND APPLIANCES AND PARTS THEREOF . . . Value	—	—	—	—	—	98,551	12,505	5,758	7,800	8,987
LEATHER—										
Hides and skins, tanned or dressed . . . Tons	2	1	1	2	—	14,084	2,700	1,005	3,180	—
Other sorts . . . . . Value	—	—	—	—	—	10,987	64,841	29,200	2,671	200
Total leather . . . . . "	—	—	—	—	—	25,071	67,541	30,205	5,851	200
METALS AND ORES . . . Tons	14	522	3	2	2	81,440	43,907	5,638	1,995	2,827
OILS—										
Essential—										
Sandalwood . . . Gals.	..	..	224	..	..	..	..	14,000	..	..
Vegetable, non-essential—										
Groundnut . . . . . "	..	..	..	18,388	..	..	..	..	23,044	..
Linseed . . . . . "	11,406	3,250	2,118	3,721	2,892	32,254	10,937	2,687	5,375	4,481
Other sorts . . . . . "	1,121	1,486	1,936	2,069	2,130	8,779	8,826	4,406	4,058	3,192
Total vegetable, non-essential "	12,527	4,736	4,054	24,178	5,031	36,033	13,863	7,093	32,477	7,673
Other kinds . . . . . "	796	1,132	944	412	..	500	684	577	252	..
Total Oils . . . . . "	13,323	5,868	5,222	24,590	5,031	36,533	14,547	21,670	32,729	7,673
OPIMUM . . . . . {	1,233	1,044	869	..	1,216	49,32,000	41,76,060	34,76,000	..	48,04,000
= Cwts.	—	—	—	..	—					
PARAFFIN WAX . . . Tons	194	448	87	..	..	88,156	2,14,318	30,540	..	..
PROVISIONS AND OILMAN'S STORES . . . Value	—	—	—	—	—	69,294	94,513	92,601	67,330	41,722
SEEDS . . . . . Tons	14	10	12	16	12	7,580	6,886	6,657	6,632	8,700
TEXTILES—										
Cotton—										
Waste . . . . . Cwts.	1,079	87	80	160	7	30,650	2,500	2,100	2,650	150
Twist and yarn . . . Lbs.	1,697,500	1,576,800	1,054,000	756,200	820,300	14,03,287	12,35,491	7,47,421	4,04,075	4,04,425

No. 13—continued  
SIAM—continued  
EXPORTS THERETO—continued

INDIAN MERCHANDISE—continued

ARTICLES	QUANTITY					VALUE				
	1929-30	1930-31	1931-32	1932-33	1933-34	1929-30	1930-31	1931-32	1932-33	1933-34
<b>TEXTILES—contd.</b>										
<b>Cotton—contd.</b>						B	B	B	B	B
Manufactures—										
Piece-goods—										
Grey (unbleached) Yards	183,440	48,288	22,040	7,400	129,150	33,170	18,638	7,218	2,626	53,980
White (bleached) . . .	15,200	600	8,000	..	..	5,950	200	2,000	..	..
Coloured, printed, or dyed . . .	1,959,408	1,276,036	655,558	489,441	765,007	11,08,838	9,13,076	4,34,845	3,21,562	4,91,425
Total piece-goods . . .	2,108,048	1,819,024	686,498	496,841	894,217	11,45,968	9,31,904	4,44,063	3,24,187	5,46,405
Other sorts of manufactures . . . Value	—	—	—	—	—	2,94,320	24,881	44,350	10,735	30,881
Total Cotton manufactures (including twist and yarn) . . .	—	—	—	—	—	28,43,565	21,02,336	12,36,834	7,88,097	9,86,711
Haberdashery and millinery . . .	—	—	—	—	—	1,49,436	76,120	14,126	25	—
<b>Jute—</b>										
Manufactures—										
Gunny bags . . . No.	10,569,600	8,998,100	6,199,700	11,836,300	12,830,300	44,09,575	14,17,400	18,59,271	31,47,586	39,73,576
Other kinds . . . Value	—	—	—	—	—	2,325	6,554	185	5,465	15,375
Total Jute manufactures (including twist and yarn) . . .	—	—	—	—	—	44,11,900	14,23,954	18,60,456	31,53,351	39,88,950
<b>(Silk—</b>										
Silk, raw . . . Lbs.	4,415	18,470	..	4,027	6,181	48,498	1,80,342	..	24,518	29,508
<b>TOBACCO—</b>										
Unmanufactured . . . Lbs	14,679	65,610	7,832	1,223	483	4,082	5,164	2,208	454	105
Manufactured—										
Cigars . . . . .	25,058	20,581	4,002	797	202	24,987	19,637	4,042	822	292
Other sorts . . . . .	18,772	17,743	8,584	480	108	9,335	8,834	4,254	240	80
Total Tobacco . . . . .	58,509	103,934	20,508	2,500	853	38,404	33,735	10,504	1,516	427
POSTAL ARTICLES . . . Value	—	—	—	—	—	2,09,978	1,60,095	70,570	1,49,045	80,505
ALL OTHER ARTICLES OF MERCHANDISE . . .	—	—	—	—	—	1,30,093	68,096	34,027	30,529	20,974
<b>GRAND TOTAL</b> . . . . .	—	—	—	—	—	1,47,01,412	99,54,204	76,37,807	45,40,990	92,81,173

FOREIGN MERCHANDISE

ARTICLES	QUANTITY					VALUE				
	1929-30	1930-31	1931-32	1932-33	1933-34	1929-30	1930-31	1931-32	1932-33	1933-34
Books, printed & printed matter, etc. . . . . Cwt.	6	..	30	12	47	1,370	..	4,935	1,990	10,507
COAL AND COKE . . . . . Tons	2,015	476	..	..	..	89,904	9,025	..	—	..
HARDWARE (excluding CUTLERY AND ELECTRO-PLATED WARE) . . . . . Value	—	—	—	—	—	9,049	12,787	974	294	175
INSTRUMENTS, APPARATUS, APPLIANCES, AND PARTS THEREOF . . . . .	—	—	—	—	—	10,519	830	630	60	920

SIAM  
FRENCH INDO-CHINA

( 446 )

No. 13—continued

SIAM—concluded

EXPORTS THERETO—concluded

FOREIGN MERCHANDISE—continued

ARTICLES	QUANTITY					VALUE				
	1929-30	1930-31	1931-32	1932-33	1933-34	1929-30	1930-31	1931-32	1932-33	1933-34
						R	R	R	R	R
MACHINERY AND MILLWORK Value	—	—	—	—	—	7,070	18,480	8,905	480	2,100
METALS AND ORES . . . Tons	1	1	10	6	0	1,450	2,185	20,600	13,651	13,500
PROVISIONS AND OILMANS STORES including FISH AND FRUITS AND VEGETABLES CANNED OR BOTTLED Cwt.	29	48	85	..	1	1,410	1,900	22,260	..	40
TEXTILES—										
Cotton—										
Total Cotton manufactures (including twist and yarn) . . . Value	—	—	—	—	—	3,429	27,185	2,935	4,707	14,945
VEHICLES, excluding LOCOMOTIVES, ETC., FOR RAILWAYS—										
Carriages and carts (excluding railway carriages), and parts thereof . . .	—	—	—	—	—	17,200	..	..	..	..
ALL OTHER ARTICLES, OF MERCHANDISE . . .	—	—	—	—	—	30,754	42,809	14,712	26,057	6,991
GRAND TOTAL . . .	—	—	—	—	—	1,22,245	1,00,601	76,000	47,279	48,178
GRAND TOTAL OF INDIAN AND FOREIGN MERCHANDISE . . .	—	—	—	—	—	1,48,23,657	1,00,54,805	77,13,867	45,94,269	93,29,851

FRENCH INDO-CHINA.

IMPORTS THEREFROM

ARTICLES	QUANTITY					VALUE				
	1929-30	1930-31	1931-32	1932-33	1933-34	1929-30	1930-31	1931-32	1932-33	1933-34
						R	R	R	R	R
Coal and Coke . . . Tons	..	..	600	..	..	..	..	12,000	..	..
GRAIN, PULSE AND FLOUR—										
Rice in the husk . . . Tons	699	1,551	9,080	..	1,278	1,03,859	1,21,789	5,70,267	..	58,768
Rice not in the husk . . .	4,893	3,482	12,943	20,610	25,016	6,77,611	8,72,527	10,79,867	18,38,557	15,80,124
Other sorts . . .	600	..	..	..	268	3,000	..	..	..	21,400
Total Grain, Pulse, etc. . .	6,192	5,033	21,973	20,610	26,561	7,84,470	4,94,316	16,50,134	18,88,557	16,60,292
Hides and skins, raw . . .										
Tons	..	1	6	2	1	..	16,285	1,13,162	53,560	10,593
Nos.	..	—8,238	—122,852	—44,757	—1,898	..	..	..	..	..
Vehicles (excluding Locomotives, etc.) . . . Value	—	—	—	—	—	12	67	..	14,342	43,998
WOOD AND TIMBER—										
Timber other than Railway Sleepers—										
Teak wood . . . Cubic Tons	614	63	449	429	1,251	74,919	10,011	57,412	51,170	92,302
Other kinds of wood and timber . . . Value	—	—	—	—	—	1,23,104	11,685	23,826	18,102	60,102
POSTAL ARTICLES SPECIFIED . . .	—	—	—	—	—	1,103	3,917	458	1,180	2,551
ALL OTHER ARTICLES OF MERCHANDISE . . .	—	—	—	—	—	12,979	18,189	25,602	9,454	9,459
GRAND TOTAL . . .	—	—	—	—	—	9,96,587	5,49,470	18,79,584	19,86,874	18,70,297

No. 13—continued

## FRENCH INDO-CHINA—continued

## EXPORTS THERETO

## INDIAN MERCHANDISE

ARTICLES	QUANTITY					VALUE				
	1929-30	1930-31	1931-32	1932-33	1933-34	1929-30	1930-31	1931-32	1932-33	1933-34
COIR (Manufactured) . Tons	..	..	..	..	100	R ..	R ..	R ..	R ..	R 14,040
CORDAGE AND ROPE OF VEGETABLE FIBRE (ex- cluding JUTE AND COTTON) . . . Cwts.	1,148	1,832	1,316	1,620	1,039	81,230	43,678	31,762	35,863	30,019
METALS AND ORES—										
Iron or Steel— Pig . . . Tons	..	..	1,010	..	..	..	..	35,340	..	..
OPICUM . . . { Chests } =Cwts.	1,662 =2,077	1,321 =1,051	1,101 =1,376	281 =351	600 =750	60,48,000	52,84,000	44,04,000	11,24,000	24,00,000
PARAFFIN WAX . . Tons	..	65	..	..	..	..	29,575	..	..	..
PERFUMERY (not being PERFUMED SPIRITS) . Value	—	—	—	—	—	13,495	9,007	5,080	6,121	6,800
PROVISIONS AND OILMAN'S STORES— Ghi . . . Cwts.	907	637	458	58	43	75,070	46,460	35,535	4,350	3,005
SEEDS . . . Tons	16	2	1	1	..	33,044	3,300	4,790	1,300	..
TEXTILES—										
Cotton—										
Raw . . . "	4,565	1,334	2,625	562	3,114	39,11,933	8,22,225	14,80,000	2,86,262	16,40,660
Twist and yarn . Lbs.	11,290	..	..	800	..	11,200	..	..	600	..
Manufactures— Piece-goods . . Yds.	97,200	..	..	2,700	14,700	53,525	..	..	1,800	9,000
Jute—										
Manufactures— Gunny bags . . No.	12,029,000	5,271,800	4,681,706	8,587,717	7,402,100	51,09,968	16,89,003	12,87,256	22,43,417	10,79,692
“ cloth . . Yards	115,000	353,000	105,000	63,000	320,000	19,856	40,664	11,925	6,705	35,243
Rope and twine . Cwts.	2,555	3,103	2,059	1,379	1,547	49,807	58,202	32,439	21,270	10,276
Other sorts . . Value	—	—	—	—	—	195	..	..	..	..
Total Jute manufac- tures (including twist and yarn) . . "	—	—	—	—	—	51,79,346	17,85,919	13,31,670	22,76,392	17,31,115
TOBACCO— Unmanufactured . . Lbs.	..	..	66,474	..	2,240	..	..	81,350	..	1,120
POSTAL ARTICLES . . Value	—	—	—	—	—	1,18,666	46,511	28,557	10,550	12,521
ALL OTHER ARTICLES OF MERCHANDISE . . "	—	—	—	—	—	13,750	7,513	8,585	4,626	1,165
GRAND TOTAL . . "	—	—	—	—	—	1,60,95,209	80,81,187	73,62,019	37,51,864	58,00,041

## FOREIGN MERCHANDISE

ARTICLES	QUANTITY					VALUE				
	1929-30	1930-31	1931-32	1932-33	1933-34	1929-30	1930-31	1931-32	1932-33	1933-34
POSTAL ARTICLES . . Value	—	—	—	—	—	52,906	534	633	184	..
ALL OTHER ARTICLES OF MER- CHANDISE . . . "	—	—	—	—	—	9,765	1,850	7,469	17,730	3,122
GRAND TOTAL . . "	—	—	—	—	—	62,671	2,384	8,102	17,914	3,122
GRAND TOTAL OF INDIAN AND FOREIGN MER- CHANDISE . . . "	—	—	—	—	—	1,61,57,880	80,83,571	73,60,121	37,69,778	58,63,163

No. 13—continued  
PHILIPPINES  
IMPORTS THEREFROM

ARTICLES	QUANTITY					VALUE				
	1929-30	1930-31	1931-32	1932-33	1933-34	1929-30	1930-31	1931-32	1932-33	1933-34
						P	P	P	P	P
CORDAGE AND ROPE OF VEGETABLE FIBRE (excluding JUTE AND COTTON Cwts.)	7,370	3,567	5,204	1,780	4,137	2,21,785	99,865	1,16,092	40,180	68,057
MACHINERY AND MILLWORK—										
Machinery not being Prime-movers or electrical machinery—										
Oil crushing and Refining machinery . Value	—	—	—	—	—	..	15,249	..	..	1,580
Provision and Oilman's Stores . . . . .	—	—	—	—	—	55	8,264	5,687	1,920	19,823
TEXTILES—										
Hemp, raw . . . Cwts.	24,161	14,717	11,791	14,370	13,510	6,89,020	8,29,930	1,39,371	2,20,080	2,20,852
TOBACCO—										
Unmanufactured . . Lbs.	..	..	134,510	4,933	..	..	..	1,46,739	3,184	..
Manufactured—										
Cigars . . . . .	22,438	21,315	14,071	10,023	9,720	87,302	83,561	67,523	40,592	31,032
Others . . . . .	117	8	..	14	2	154	33	..	51	9
Total Tobacco . . . . .	22,555	21,318	148,581	15,575	9,722	87,456	83,594	2,04,262	52,327	31,041
POSTAL ARTICLES NOT SPECIFIED . . . Value	—	—	—	—	—	9	9	7	..	..
ALL OTHER ARTICLES OF MERCHANDISE . . . . .	—	—	—	—	—	8,274	2,025	5,504	5,320	9,369
GRAND TOTAL . . . . .	—	—	—	—	—	10,07,506	5,38,926	5,11,823	3,20,886	3,45,322

EXPORTS THERETO

INDIAN MERCHANDISE

ARTICLES	QUANTITY					VALUE				
	1929-30	1930-31	1931-32	1932-33	1933-34	1929-30	1930-31	1931-32	1932-33	1933-34
						P	P	P	P	P
COAL AND COKE—										
Coal . . . . . Tons	57,863	32,985	37,007	8,278	6,242	5,00,556	2,84,810	3,17,769	69,224	39,012
FODDER, BRAN, AND POLLARDS (excluding OILCAKE) . . . . .	30	71	70	..	15	4,800	11,544	11,800	..	1,200
GRAIN, PULSE AND FLOUR—										
Rice not in the husk . . . . .	2,500	..	..	..	5	3,02,377	..	..	..	490
LAC—										
Shell . . . . . Cwts.	452	1,282	877	1,467	2,777	60,400	1,08,238	48,225	53,163	27,181
OILS—										
Vegetable, non-essential—										
Linseed . . . . . Gals.	31,711	21,170	19,190	10,432	23,800	80,161	44,953	24,028	22,902	41,037
Other sorts . . . . .	480	840	840	12	24	1,200	1,400	5,548	40	28
Total Vegetable, non-essential . . . . .	32,191	22,010	17,030	10,444	23,824	81,361	46,353	29,576	23,002	41,065
PARAFFIN WAX . . . . . Tons	150	605	225	..	..	1,05,000	2,07,050	1,15,500	..	..
PROVISIONS AND OILMAN'S STORES . . . . . Value	—	—	—	—	—	4,920	3,580	11,175	8,623	6,188
TEXTILES—										
Cotton—										
Raw . . . . . Tons	..	86	..	..	..	..	13,000	..	..	..
Twist and yarn . . . Lbs.	21,000	3,000	..	8,000	..	24,951	2,909	..	3,800	..
Jute—										
Manufactures—										
Gunny bags . . . . . No.	7,108,600	5,166,200	5,557,800	5,670,200	6,381,000	19,99,634	12,59,100	10,17,802	11,98,253	12,41,424
" cloth . . . . . Yards	14,500,600	15,340,000	16,177,000	20,932,000	17,819,000	33,20,986	23,45,653	24,59,643	33,32,371	27,07,499
Other kinds . . . . . Value	—	—	—	—	—	1,542	510	5,020	4,994	1,042
Total Jute Manufactures (including Twist and Yarn) . . . . .	—	—	—	—	—	53,22,162	41,05,260	34,82,465	45,35,018	40,09,985

No. 13--*continued*  
PHILIPPINES--*continued*  
EXPORTS THERETO--*continued*

INDIAN MERCHANDISE--*continued*

ARTICLES	QUANTITY					VALUE				
	1929-30	1930-31	1931-32	1932-33	1933-34	1929-30	1930-31	1931-32	1932-33	1933-34
TOYS AND REQUISITS FOR GAMES AND SPORTS <i>including</i> fishing tackles (other than fire- arms) . . . . . Value	—	—	—	—	—	₱	₱	₱	₱	₱
WOOD AND TIMBER-- Teakwood . . . . . Cubic tons	..	100	..	..	..	10,895	9,305	5,227	400	814
POSTAL ARTICLES not specified Value	—	—	—	—	—	..	1,269	9,307	5,585	8,288
ALL OTHER ARTICLES OF MER- CHANDISE . . . . . "	—	—	—	—	—	28,380	27,714	27,393	51,829	13,684
<b>GRAND TOTAL . . . . . "</b>	—	—	—	—	—	<b>64,45,722</b>	<b>49,14,312</b>	<b>40,50,070</b>	<b>47,50,809</b>	<b>41,48,404</b>

## FOREIGN MERCHANDISE

ARTICLES	QUANTITY					VALUE				
	1929-30	1930-31	1931-32	1932-33	1933-34	1929-30	1930-31	1931-32	1932-33	1933-34
ANIMALS, LIVING--HORSES No.	0	..	..	..	..	₱	₱	₱	₱	₱
ALL OTHER ARTICLES OF MER- CHANDISE . . . . . Value	—	—	—	—	—	5,418	7,491	20,713	25,200	4,258
<b>GRAND TOTAL . . . . . "</b>	—	—	—	—	—	<b>17,418</b>	<b>7,491</b>	<b>20,713</b>	<b>25,200</b>	<b>4,258</b>
<b>GRAND TOTAL OF IN- DIAN AND FOREIGN MERCHANDISE . . . . . "</b>	—	—	—	—	—	<b>64,63,140</b>	<b>49,21,803</b>	<b>40,70,783</b>	<b>47,76,105</b>	<b>41,52,752</b>

## MACÃO

## IMPORTS THEREFROM

ARTICLES	QUANTITY					VALUE				
	1929-30	1930-31	1931-32	1932-33	1933-34	1929-30	1930-31	1931-32	1932-33	1933-34
TOTAL VALUE	—	—	—	—	—	₱	₱	₱	₱	₱
	—	—	—	—	—	..	..	..	010	..

## EXPORTS THERETO

## INDIAN MERCHANDISE

*Nil*

## FOREIGN MERCHANDISE

*Nil*



JAPAN  
IMPORTS THEREFROM

ARTICLES	QUANTITY					VALUE				
	1929-30	1930-31	1931-32	1932-33	1933-34	1929-30	1930-31	1931-32	1932-33	1933-34
ANIMALS, LIVING . . . No.	77	311	1,932	2	4	21,717	6,927	10,121	538	1,208
APPAREL (excluding HOSIERY AND BOOTS AND SHOES)—										
Apparel (including drapery, uniforms, accessories) . . . Value	—	—	—	—	—	10,20,180	14,57,890	15,85,068	18,52,200	21,00,508
Hats, caps, bonnets and hairer's ware . . . "	—	—	—	—	—	2,50,507	3,93,913	4,72,305	6,77,310	8,65,186
Others . . . "	—	—	—	—	—	2,102	8,188	19,615	18,628	46,474
Total Apparel, etc. . . "	—	—	—	—	—	18,72,840	18,50,281	20,76,388	25,48,147	30,18,108
ARMS, AMMUNITION AND MILITARY STORES—										
Firearms . . . No.	1	157	15	15	6	15	16,859	415	554	530
ASBESTOS—										
Manufactures—										
Asbestos Packing . . . Value	—	—	—	—	—	41,618	20,243	10,656	7,456	9,870
Other manufactures . . . "	—	—	—	—	—	4,110	12,738	459	718	12,764
Total Asbestos manufactures . . . "	—	—	—	—	—	45,728	32,981	11,115	8,174	22,634
BELTING FOR MACHINERY . . . "	—	—	—	—	—	3,05,087	2,01,906	1,54,982	3,27,990	3,56,316
HOBBINS . . . "	—	—	—	—	—	2,06,291	4,01,725	3,64,398	4,74,532	5,20,018
BOOKS PRINTED, AND PRINTED MATTER (not being STATIONERY), including MAPS AND CHARTS Cwts.	289	241	251	288	428	23,347	21,115	19,761	18,088	32,507
BOOTS AND SHOES—										
All leather . . . Pairs	6,625	8,663	1,560	14,316	21,264	7,722	3,000	2,329	10,891	24,169
Rubber Soled—										
With Canvas uppers . . . Pairs	785,826	4,611,825	6,051,116	6,076,585	5,915,679	8,96,710	35,13,505	38,82,717	28,03,040	28,27,085
With uppers of leather or other materials* . . . "	—	—	129,714	35,054	102,431	—	—	68,686	23,723	75,745
All rubber* . . . "	—	—	2,532,001	732,060	641,880	—	—	9,06,996	3,04,640	2,06,537
Of other materials . . . "	3,251,282	5,473,705	19,852	33,745	38,417	20,38,017	31,90,983	11,765	13,479	17,498
Total . . . "	4,043,733	10,089,253	8,734,248	6,801,760	6,619,651	29,42,458	67,16,494	48,72,493	31,53,682	32,41,038
BRUSHES AND BROOMS—										
Brushes—										
Toilet brushes . . . Dozen	128,026	181,410	94,897	267,888	112,255	73,438	66,426	53,228	1,21,386	57,538
Other brushes . . . "	80,089	50,048	58,639	112,930	118,066	52,446	43,398	86,238	77,203	94,181
Brooms . . . "	5	7	30	23	70	27	47	126	130	119
Total Brushes and Brooms . . . "	208,130	181,465	153,566	380,846	230,391	1,20,108	1,09,871	139,702	1,98,719	1,51,838
BUILDING AND ENGINEERING MATERIALS, other than OF IRON, STEEL, OR WOOD—										
Cement—										
Portland . . . Tons	18,720	36,783	28,976	33,772	27,373	6,81,920	12,84,221	9,45,248	8,00,000	5,58,332
Tiles . . . No.	783,679	683,986	1,566,948	5,004,925	9,619,835	1,26,620	92,715	1,90,416	3,85,710	5,21,885
Other kinds . . . Value	—	—	—	—	—	1,858	368	3,489	10,842	23,547
Total Building and Engineering materials, etc. . . "	—	—	—	—	—	8,14,208	13,77,744	11,39,153	11,97,260	11,03,763
BUTTONS OF ALL SORTS—										
metal . . . "	—	—	—	—	—	2,401	8,632	436	12,158	76,037
Other sorts . . . "	—	—	—	—	—	8,26,747	5,32,830	4,23,887	7,11,506	6,04,565
Total Buttons . . . "	—	—	—	—	—	8,29,148	5,36,471	4,24,323	7,23,740	6,80,602

\* Separately recorded from 1931-32.

## No. 13—continued

## JAPAN—continued

## IMPORTS THEREFROM—continued

ARTICLES	QUANTITY					VALUE				
	1929-30	1930-31	1931-32	1932-33	1933-34	1929-30	1930-31	1931-32	1932-33	1933-34
CHEMICALS AND CHEMICAL PREPARATIONS (excluding CHEMICAL MANURES AND MEDICINES)—										
Acids . . . . . Cwts.	7	11	49	60	7,230	216	664	723	614	93,511
Alum . . . . . "	..	400	..	5,000	1,897	..	2,300	..	19,167	9,900
Ammonia and Salts thereof . . . . . "	1	..	..	15	438	17	..	3	652	12,300
Bleaching Materials . . . . . "	..	..	..	534	3,025	..	..	..	8,818	46,421
Carbide of Calcium . . . . . "	..	..	14,345	22,704	21,931	..	..	2,07,520	2,80,380	2,46,550
Disinfectants . . . . . "	230	281	308	818	2,256	23,770	30,457	29,286	34,124	50,829
Magnesium Compounds . . . . . "	..	..	..	248	13,322	..	..	..	2,395	56,587
Potassium compounds—										
Bichromate . . . . . "	111	120	82	112	756	4,404	4,037	2,007	3,731	20,957
Chlorate . . . . . "	700	100	250	310	8,418	15,420	2,280	4,747	7,465	2,02,206
Other sorts . . . . . "	163	73	82	146	149	1,44,028	74,191	83,810	97,240	48,776
Total Potassium compounds . . . . . "	974	293	414	568	9,323	1,94,452	81,717	90,744	1,08,436	2,78,029
SODA COMPOUNDS—										
Bicarbonate of Soda (sodium bicarbonate) . . . . . "	..	..	..	8,717	20,225	..	..	..	26,043	1,20,300
Borax . . . . . "	..	2	5	..	4,353	..	48	34	..	40,737
Caustic Soda (Sodium hydroxide) . . . . . "	..	..	..	4,300	16,042	..	..	..	40,600	1,89,574
Sodium Carbonate (soda ash and soda crystals) . . . . . "	..	200	..	59,878	50,473	..	1,500	..	2,71,684	2,63,638
Soda Sulphide . . . . . "	5,221	8,571	4,871	12,338	17,795	37,039	65,116	33,996	64,799	70,350
Other sorts . . . . . "	..	78	20	1,513	4,002	32	1,933	211	12,020	31,012
Total Soda compounds . . . . . "	5,221	8,849	4,896	72,741	112,890	37,071	68,597	34,241	4,24,218	7,34,512
SULPHUR (BRIMSTONE) . . . . . "	1,941	1,732	1,527	31,212	97,123	30,596	24,483	29,276	1,48,880	8,73,951
OTHER SORTS OF CHEMICALS . . . . . Value	—	—	—	—	—	2,65,897	2,28,489	2,44,851	2,98,095	6,78,487
Total Chemicals and chemical preparations (excluding chemical manures and medicines) . . . . . "	—	—	—	—	—	5,22,019	4,86,607	6,36,644	13,25,688	22,81,077
CHINESE AND JAPANESE WARE (including LACQUERED WARE, BUT excluding BATHENWARE AND PORCELAIN) . . . . . "	—	—	—	—	—	28,486	47,509	21,586	11,750	24,669
CLOCKS AND WATCHES AND PARTS THEREOF—										
Clocks and timepieces No.	43,592	41,079	33,622	166,888	256,067	2,95,898	2,61,666	1,81,297	4,24,316	6,61,422
Watches . . . . . "	177	1	376	508	1,029	694	80	1,971	2,525	8,893
Parts of clocks and watches . . . . . Value	—	—	—	—	—	30,456	33,139	30,300	38,244	82,241
Total Clocks and Watches . . . . . "	—	—	—	—	—	3,26,548	2,95,184	2,13,658	4,65,584	7,22,556
COAL AND COKE—										
Coal . . . . . Tons	1,151	980	825	117	820	20,205	16,900	16,410	2,904	5,000
CORDAGE AND ROPE OF VEGETABLE FIBRE (excluding JUTE AND COTTON) . . . . . "	71	22	161	169	1,402	5,765	3,203	4,398	4,309	22,003
CUTLERY . . . . . Value	—	—	—	—	—	44,191	11,784	42,435	1,59,251	3,10,126
DRUGS AND MEDICINES (excluding CHEMICALS AND NARCOTICS)—										
Camphor . . . . . Lbs.	1,001,598	495,078	450,963	747,714	1,033,678	19,16,433	9,32,943	8,49,211	11,76,538	13,00,065
Proprietary and patent medicines . . . . . Value	—	—	—	—	—	31,792	14,974	11,714	8,121	21,137
Other sorts of drugs and medicines . . . . . "	—	—	—	—	—	7,44,621	6,56,398	8,98,885	7,46,725	5,50,736
Total Drugs and Medicines, etc. . . . . "	—	—	—	—	—	26,92,761	16,04,215	17,57,810	19,31,434	19,61,938
DYEING AND TANNING SUBSTANCES—										
Dyes obtained from coal tar—										
Aniline . . . . . Lbs.	13,923	20,951	7,480	—	—	22,220	79,649	34,806	—	—
Congo-red (a) . . . . . "	—	—	—	16,556	54,887	—	—	—	18,017	39,942
Coupling dyes of the Naphthol group (a) . . . . . "	—	—	—	22,609	91,748	—	—	—	1,68,556	3,19,210
Vata . . . . . "	—	—	—	4,653	23,456	—	—	—	32,612	1,39,139
Sulphur black (a) . . . . . "	—	—	—	79,834	693,914	—	—	—	29,910	2,72,942
Other sorts . . . . . Value	—	—	—	—	—	170	262	5	26,744	2,26,049
Total Dyeing and Tanning substances . . . . . "	—	—	—	—	—	22,390	79,911	34,811	2,67,839	6,97,262

(a) Separately recorded from 1932-33.

ARTICLES	QUANTITY					VALUE				
	1929-30	1930-31	1931-32	1932-33	1933-34	1929-30	1930-31	1931-32	1932-33	1933-34
<b>EARthenWARE AND PORCELAIN (excluding PIPES OF EARthenWARE)—</b>										
Earthenware . . . Value	—	—	—	—	—	6,78,123	4,88,099	3,18,930	4,05,010	3,94,540
Porcelain—										
Electrical . . . "	—	—	—	—	—	37,252	35,534	20,800	46,035	23,547
Other kinds . . . "	—	—	—	—	—	24,81,520	10,56,831	13,33,031	20,10,012	11,76,075
Total Earthenware and porcelain . . . "	—	—	—	—	—	31,47,195	21,81,304	10,74,361	31,58,503	25,94,762
<b>FIREWORKS . . . Lbs.</b>	51,071	39,619	25,119	36,984	21,845	29,401	23,822	10,179	13,603	6,517
<b>FISH (excluding CANNED FISH)—</b>										
Fish, dry, unsalted . Cwts.	591	1,095	303	2	130	47,423	70,991	21,407	20	6,964
Other sorts . . . "	16	275	662	282	199	306	9,080	26,232	7,848	5,044
Total Fish . . . "	607	1,370	1,065	284	329	47,824	80,971	47,089	7,874	12,008
<b>FRUITS AND VEGETABLES—</b>										
Fresh fruits and vegetables . . . Value	—	—	—	—	—	26,677	33,169	48,151	1,88,482	2,23,721
Fruits and vegetables: dried, salted, or preserved, not being canned or bottled Tons	1	8	6	5	70	3,452	7,050	2,883	996	5,791
Total Fruits and Vegetables . . . Value	—	—	—	—	—	30,129	40,225	51,034	1,89,477	2,29,512
<b>FURNITURE AND CABINETWARE—</b>										
Furniture of wood (other than bedsteads) . . . "	—	—	—	—	—	80,594	24,073	16,694	29,999	20,991
Furniture of other materials (other than bedsteads) . . . "	—	—	—	—	—	3,57,246	1,00,634	39,324	73,006	81,881
Other sorts . . . "	—	—	—	—	—	9,794	4,885	818	4,531	10,778
Total Furniture and Cabinetware . . . "	—	—	—	—	—	3,97,634	1,89,642	56,836	1,07,535	1,10,650
<b>GELATINE . . . Cwts.</b>	79	262	224	70	..	5,594	15,373	11,270	1,763	..
<b>GLASS AND GLASSWARE—</b>										
Bangles . . . . Value	—	—	—	—	—	24,94,896	19,89,815	15,07,662	22,33,214	13,38,554
Beads and false pearls . Cwts.	14,014	8,745	7,928	16,057	14,175	9,38,029	5,06,028	3,37,460	5,45,200	5,16,533
Bottles and phials—										
Soda water bottles Gross	1,395	2,016	1,626	1,287	1,602	31,381	52,477	34,547	20,993	29,154
Others . . . . "	488,299	442,652	329,814	691,953	670,151	13,41,225	11,39,002	8,14,939	11,04,523	9,97,183
Funnels, globes, and glass parts of lamps . . . Value	—	—	—	—	—	2,35,760	1,35,199	68,730	97,009	1,05,037
Scientific glassware . . . "	—	—	—	—	—	12,354	12,130	8,123	12,308	14,177
Sheet and Plate . . Sq. ft.	3,084,120	1,980,350	2,193,800	4,277,061	10,240,200	1,66,881	1,12,114	1,10,653	2,35,805	5,53,853
Tableware (including decanters, tumblers, etc.) . . . Value	—	—	—	—	—	9,03,701	5,74,360	3,48,030	4,17,734	4,06,135
Other glassware . . . "	—	—	—	—	—	12,98,773	9,56,872	9,65,135	13,08,447	17,39,539
Total Glass and Glassware . . . "	—	—	—	—	—	74,16,006	51,71,888	42,01,938	65,45,239	57,01,005
<b>GLUE . . . . Cwts.</b>	4,145	3,883	2,537	4,060	4,800	2,36,665	2,08,325	1,10,237	1,27,950	1,32,188
<b>GRAIN, PULSE, AND FLOUR—</b>										
Pulse . . . . Tons	2	51	1	2	41	751	19,442	408	808	4,144
Rice not in the husk . . . "	67	2,438	577	107	4,834	23,038	2,28,781	62,865	15,767	3,00,528
Other sorts . . . . "	3	1	21	8	11	1,032	488	3,010	1,219	1,500
Total . . . . "	72	2,485	599	112	4,886	24,871	2,48,706	66,283	17,345	3,06,172
<b>GRAPHITE CRUCIBLES . Cwts.</b>	49	11	29	..	983	497	549	921	..	21,924
<b>GUMS AND RESINS . . . "</b>	175	117	14	67	95	13,704	1,567	222	1,197	3,343

## No. 13—continued

## JAPAN—continued

## IMPORTS THEREFROM—continued

ARTICLES	QUANTITY					VALUE				
	1929-30	1930-31	1931-32	1932-33	1933-34	1929-30	1930-31	1931-32	1932-33	1933-34
<b>HARDWARE excluding CUTLERY AND ELECTROPLATED WARE—</b>						R	R	R	R	R
Builders' hardware . . . Value	—	—	—	—	—	12,086	8,307	6,660	15,984	66,382
Domestic hardware . . . "	—	—	—	—	—	93,531	67,654	64,623	1,16,801	1,20,731
Enamelled ironware . . . "	—	—	—	—	—	17,45,227	18,14,359	8,01,237	16,03,076	16,23,044
Gas mantles . . . "	—	—	—	—	—	7,900	10,095	3,808	26,036	7,830
Implements and tools, other than agricultural implements and machine tools . . . "	—	—	—	—	—	5,902	7,009	11,134	38,534	83,652
Lamps, metal . . . No.	1,710	1,162	1,186	63,008	258,492	2,105	947	1,304	64,487	1,58,462
Lamps glass . . . "	7,016	5,781	2,688	28,454	165,309	1,707	1,136	636	6,365	43,202
Parts of lamps, other than glass . . . Value	—	—	—	—	—	41,627	25,632	31,031	44,109	55,209
Other sorts . . . "	—	—	—	—	—	6,55,419	6,58,010	5,65,600	10,95,226	14,17,049
Total Hardware, etc. . . "	—	—	—	—	—	24,65,024	20,91,149	15,76,933	80,11,217	34,77,411
<b>INSTRUMENTS, APPARATUS, AND APPLIANCES, AND PARTS THEREOF—</b>										
Electrical including telegraph and telephone apparatus not being machinery—										
Electric fans and parts thereof . . . "	—	—	—	—	—	15,005	6,213	3,105	13,374	60,043
Electric wires and cables—										
Rubber insulated . . . "	—	—	—	—	—	13,777	27,221	33,403	64,696	1,08,776
Insulations other than rubber . . . "	—	—	—	—	—	7,745	6,418	7,848	28,930	40,802
Telegraph and Telephone wires and cables . . . "	—	—	—	—	—	—	—	27,021	—	48
Bare copper wire* . . . Cwts.	—	3,252	1,022	21,466	15,720	2,90,842	1,60,533	33,509	6,08,194	4,41,415
Total Electric wires and cables . . . Value	—	—	—	—	—	8,11,305	2,03,172	1,02,681	7,01,829	6,09,131
Telegraph and Telephone instruments and apparatus No.	—	—	—	—	—	3,858	674	—	3,223	20,281
Electric lamps and parts thereof—										
Electric glow lamps (a)—										
Flash lights including Torch lights, pocket lamps, etc. . . "	21,868	23,431	—	—	—	11,040	4,801	—	—	—
Automobile lighting lamps . . . "	406,722	419,846	—	—	—	48,358	35,925	—	—	—
Standard lighting lamps . . . "	797,409	701,839	—	—	—	136,465	1,27,536	—	—	—
Gas filled electric bulbs (b) . . . "	—	—	85,163	197,837	246,291	—	—	18,744	41,186	37,040
Vacuum electric bulbs (b) . . . "	—	—	1,467,651	3,198,001	4,236,711	—	—	2,00,200	3,31,134	3,19,362
Electric bulbs for automobiles (b) . . . "	—	—	369,604	1,542,817	532,532	—	—	26,880	95,766	20,862
Electric bulbs for torches (b) . . . "	—	—	1,806,772	7,828,751	6,165,605	—	—	50,919	1,34,389	77,012
Electric lamps, other sorts . . . "	7,242	15,171	22,844	41,805	146,442	1,472	1,358	14,112	7,376	22,806
Parts and accessories of electric lamps . . . Value	—	—	—	—	—	2,84,892	2,05,406	27,205	1,51,460	1,30,067
Batteries . . . "	—	—	—	—	—	400	93	1,129	8,002	42,188
Electric lighting accessories and fittings (including switches) . . . "	—	—	—	—	—	36,349	32,479	18,016	75,022	40,768
Electrical goods and apparatus not enumerated . . . "	—	—	—	—	—	88,659	90,301	65,024	1,16,709	1,28,158
Total Instruments, Electrical, etc. . . "	—	—	—	—	—	9,58,769	7,07,758	5,28,767	16,80,550	115,17,643
Musical . . . "	—	—	—	—	—	22,773	10,505	10,099	56,220	7,02,777
Optical . . . "	—	—	—	—	—	1,49,510	1,39,503	2,55,568	4,41,818	5,22,252
Photographic . . . "	—	—	—	—	—	37,805	14,947	13,026	16,873	33,458
Scientific and Philosophical . . . "	—	—	—	—	—	4,420	4,537	4,301	10,044	26,879
Surgical . . . "	—	—	—	—	—	27,786	32,926	31,542	56,381	1,08,515
Wireless Apparatus . . . "	—	—	—	—	—	609	995	1,033	2,177	21,417
Other kinds . . . "	—	—	—	—	—	5,496	3,430	1,212	5,221	1,09,845
Total Instruments, Apparatus and Appliances and parts thereof . . . "	—	—	—	—	—	12,06,979	9,04,607	8,47,438	22,90,293	80,42,720
<b>JEWELLERY (excluding IMITATION JEWELLERY AND PRECIOUS STONES AND BEADS, UNSET) ALSO PLATE OF GOLD AND SILVER . . . Value</b>	—	—	—	—	—	8,024	14,783	5,795	10,946	13,030

(a) Separately shown under the heads immediately following from 1929-30.

(b) Separately recorded from 1931-32.

\*Quantity recorded in cwts. from 1930-31.

ARTICLES	QUANTITY					VALUE				
	1929-30	1930-31	1931-32	1932-33	1733 34	1929-30	1930-31	1931-32	1932-33	1933-34
						R	R	R	R	R
<b>LEATHER—</b>										
Leather cloth (including artificial leather) .Sq. yd.	..	..	..	6,283	20,010	..	..	..	0,072	14,076
Manufactures (excluding boots and shoes and belting for machinery)—										
Bags and trunks . Cwts.	89	23	10	27	170	13,080	9,260	8,510	13,059	47,083
Other kinds of leather Value	—	—	—	—	—	17,468	28,285	23,654	63,113	1,55,527
<b>Total Leather . . .</b>	<b>—</b>	<b>—</b>	<b>—</b>	<b>—</b>	<b>—</b>	<b>81,088</b>	<b>87,545</b>	<b>27,173</b>	<b>82,286</b>	<b>2,16,080</b>
<b>LIQUORS, including DENATURED AND PERFUMED SPIRITS—</b>										
Ale, beer, and porter . Gals.	288,218	279,387	259,594	415,965	525,621	4,58,036	4,60,127	3,82,840	4,41,363	5,04,332
Other sorts . . .	538	572	465	593	635	5,708	5,531	6,132	3,515	5,564
<b>Total Liquors . . .</b>	<b>288,751</b>	<b>279,959</b>	<b>260,059</b>	<b>416,558</b>	<b>526,256</b>	<b>4,63,730</b>	<b>4,65,658</b>	<b>3,88,972</b>	<b>4,44,908</b>	<b>5,09,896</b>
<b>MACHINERY AND MILLWORK—</b>										
Prime movers (other than electrical) . Value	—	—	—	—	—	31,550	21,425	5,241	1,450	7,571
Electrical Machinery . . .	—	—	—	—	—	1,41,365	2,441	2,322	6,402	18,407
Bollers . . .	—	—	—	—	—	1,227	20	6,302	1,238	12,881
Boot and Shoe Manufacturing Machinery	—	—	—	—	—	..	..	2,288	12,249	24,313
Pumping Machinery .	—	—	—	—	—	—	—	—	—	20,576
Sewing and knitting machines . No.	23	33	107	130	822	5,545	16,831	60,408	26,101	22,457
Textile machinery—										
Cotton—										
Splaning Machinery Value	—	—	—	—	—	66,722	22,022	57,113	1,41,889	1,80,407
Weaving machinery . . .	—	—	—	—	—	1,10,101	1,01,640	48,203	44,184	2,01,210
Shuttles (excluding those for sewing machine) . . .	—	—	—	—	—	1,705	5,411	16,151	20,704	50,410
Other sorts of machinery . . .	—	—	—	—	—	2,71,570	3,14,764	1,70,029	1,58,043	2,30,024
<b>Total Machinery and Millwork . . .</b>	<b>—</b>	<b>—</b>	<b>—</b>	<b>—</b>	<b>—</b>	<b>6,29,785</b>	<b>4,84,667</b>	<b>3,74,397</b>	<b>4,14,060</b>	<b>7,77,254</b>
<b>MANURES . . . TONS</b>	<b>199</b>	<b>4,123</b>	<b>340</b>	<b>2,006</b>	<b>2,525</b>	<b>23,727</b>	<b>2,94,057</b>	<b>24,723</b>	<b>94,011</b>	<b>1,01,417</b>
<b>MATCHES—</b>										
Safety . Gross of boxes	51,533	5,764	127	10,005	11,703	49,372	5,279	49	4,453	6,336
Other sorts . . .	35	13,750	..	1,250	..	76	10,698	..	603	..
<b>Total Matches . . .</b>	<b>51,618</b>	<b>19,514</b>	<b>127</b>	<b>11,255</b>	<b>11,703</b>	<b>49,948</b>	<b>15,977</b>	<b>49</b>	<b>5,056</b>	<b>6,336</b>
<b>MATCH-MAKING MATERIALS Lbs.</b>	<b>74,650</b>	<b>1</b>	<b>..</b>	<b>883</b>	<b>..</b>	<b>13,020</b>	<b>1</b>	<b>..</b>	<b>45</b>	<b>..</b>
<b>MATS AND MATTING, except COIR AND RUBBER . Sq. Yds.</b>	<b>887,520</b>	<b>1,264,745</b>	<b>1,019,659</b>	<b>1,894,780</b>	<b>2,365,300</b>	<b>2,28,240</b>	<b>2,33,509</b>	<b>1,92,504</b>	<b>2,58,493</b>	<b>3,15,325</b>
<b>METALS AND ORES—</b>										
Aluminium . . . Cwts.	6,327	9,122	34	6,841	5,600	5,14,911	6,57,210	4,922	5,32,908	4,05,467
<b>Brass, Bronze and similar alloys and manufactures thereof—</b>										
<b>Wrought—</b>										
Mixed or yellow metal for sheathing . . .	47,893	45,772	39,367	95,697	95,491	25,88,430	20,70,964	14,60,277	30,34,258	25,71,029
Rods . . .	4,327	2,503	3,072	6,331	4,100	1,88,685	85,905	81,948	1,41,506	81,197
Sheets . . .	190	97	125	..	392	9,403	4,190	4,303	..	11,700
Tube . . .	..	..	..	209	327	..	..	..	8,000	12,600
Wire . . .	3,584	1,924	1,033	6,877	5,231	1,99,365	1,00,681	42,085	2,18,314	1,56,870
Other sorts . . .	5,212	3,793	1,578	21,376	11,599	3,01,291	2,01,871	1,08,326	6,79,530	4,20,082
<b>Total Brass, etc. . .</b>	<b>61,192</b>	<b>54,099</b>	<b>45,075</b>	<b>131,040</b>	<b>1,17,137</b>	<b>32,87,174</b>	<b>24,60,031</b>	<b>16,07,880</b>	<b>40,82,574</b>	<b>32,62,538</b>

No. 13—continued  
JAPAN—continued  
IMPORTS THEREFROM—continued

ARTICLES	QUANTITY					VALUE				
	1929-30	1930-31	1931-32	1932-33	1933-34	1929-30	1930-31	1931-32	1932-33	1933-34
						R	R	R	R	R
<b>Copper—</b>										
Wrought—										
Rods . . . . . Cwts.	..	..	9,200	6,006	20,129	..	..	8,13,502	1,45,711	7,42,143
Sheets . . . . . "	5,418	220	201	12,601	899	3,26,762	10,716	8,548	3,90,510	22,405
Tubes . . . . . "	..	29	..	59	730	..	1,690	..	2,127	20,127
Wire, excluding wire of telegraph and telephone . . . . . "	20	67	57	1,993	1,425	1,021	8,559	2,840	60,507	40,761
Other sorts . . . . . "	1,265	645	612	1,522	1,729	88,691	30,860	30,863	54,571	48,701
Total Copper . . . . . "	6,708	961	10,070	22,268	30,909	4,11,474	52,825	3,55,253	6,71,792	8,80,142
Ferro alloys . . . . . Tons	..	..	..	..	164	..	..	..	..	27,497
Steel . . . . . "	..	..	71	..	1,084	..	..	11,300	40	91,110
<b>Iron or Steel—</b>										
Bolts and nuts . . . . . "	1	13	24	123	195	828	7,330	9,262	50,595	90,087
Fencing materials (including fencing wire) . . . . . "	5	5	..	574	1,031	1,837	1,423	8	1,02,733	3,81,301
Old, for remanufacture . . . . . "	..	602	1	4	2	60	19,223	52	140	78
Pipes and fittings, cast . . . . . "	..	1	2	738	1,474	170	995	525	54,000	1,14,709
Sheets and plates . . . . . "	750	1,147	505	1,393	3,504	2,22,821	8,25,115	1,15,163	2,58,521	6,18,281
Tubes, pipes and fittings—Wrought . . . . . "	211	301	602	523	952	1,33,598	1,57,013	2,46,756	1,86,858	3,46,932
Wire Nails . . . . . "	11	..	..	3,241	4,512	4,550	11	9	4,06,833	7,66,219
Wire other than fencing wire . . . . . "	..	..	15	1,099	2,311	410	85	2,947	2,20,398	4,04,348
Other manufactures . . . . . "	10	14	5	87	72	2,110	2,043	1,499	18,927	26,215
Total Iron or Steel . . . . . "	994	2,143	1,154	7,752	14,953	3,72,984	5,14,088	3,76,226	13,89,045	27,48,770
<b>Tin—</b>										
Unwrought (blocks, etc.) Cwts.	100	34	..	70	40	12,182	3,375	..	5,605	6,800
<b>Zinc or spelter—</b>										
Unwrought . . . . . "	200	1,000	6,658	..	8,950	3,215	12,704	69,088	..	1,04,866
Wrought . . . . . "	1,052	241	278	150	249	86,446	9,471	4,892	2,536	3,561
Other sorts . . . . . "	1	..	..	..	25	7	..	..	..	510
Total Zinc or spelter . . . . . "	1,253	1,241	6,936	150	9,224	89,669	22,175	73,980	2,536	1,08,937
Other metals . . . . . "	980	510	139	1,440	1,220	24,627	10,657	5,488	32,609	32,704
Total Metal (excluding ores) Tons	4,822	5,443	4,368	15,842	24,357	46,63,081	37,29,961	25,24,548	67,17,109	75,52,971
<b>Oil—</b>										
Animal—										
Fish oil . . . . . Gals.	224,181	103,966	62,522	503,557	547,398	2,74,504	1,26,095	42,222	4,74,105	4,4,094
Essential . . . . . "	10,606	9,025	11,429	11,537	11,671	1,25,117	69,295	92,634	78,952	79,607
Mineral . . . . . "	102,393	36,375	1,478	9,041	13,010	19,284	77,433	2,508	9,424	13,916
Other sorts . . . . . "	9,891	1,167	1	3,358	—	16,106	2,262	5	6,310	5,712
Total Oil† . . . . . "	347,071	150,483	—	—	—	4,36,011	2,75,985	1,37,869	5,17,831	5,48,231
<b>PAINTS AND PAINTERS' MATERIALS—</b>										
Paints and Colours—										
Enamels, prepared(a) Cwts.	361	—	—	—	—	18,412	—	—	—	—
Red lead—Genuine, dry . . . . . "	12,405	13,606	15,449	28,982	11,046	2,76,587	2,45,004	2,20,000	3,04,244	1,13,463
White lead—Genuine dry . . . . . "	45	115	605	1,500	4,012	1,290	2,325	13,405	24,644	68,482
Zinc, white—Genuine, dry . . . . . "	130	378	523	960	1,305	3,642	8,135	9,665	14,632	20,963
" moist . . . . . "	235	5,843	6,265	13,383	16,858	6,487	1,24,291	1,20,085	2,96,247	2,66,365
Others . . . . . "	45	192	159	385	1,202	485	2,533	2,561	3,757	9,289
Total Zinc, White . . . . . "	410	6,413	6,982	19,728	19,365	10,614	1,35,000	1,32,811	3,14,636	2,96,607
Other sorts . . . . . "	916	1,859	1,827	6,671	12,253	26,182	25,425	23,383	85,850	1,53,747
Total Paints and Colours . . . . . "	14,137	21,993	24,923	56,977	49,070	3,33,035	4,05,268	4,03,099	7,29,374	6,27,299

(a) Shown under "Varnish" from 1931-32.  
† Quantity not recorded from 1931-32.

No. 13—continued  
 JAPAN—continued  
 IMPORTS THEREFROM—continued

ARTICLES	QUANTITY					VALUE				
	1929-30	1930-31	1931-32	1932-33	1933-34	1929-30	1930-31	1931-32	1932-33	1933-34
	R	R	R	R	R	R	R	R	R	R
<b>PAINTS AND PAINTERS' MATERIALS</b> <i>—contd.</i>										
Painters' Materials— Varnish— Enamels (a) . . . Cwts.	—	435	145	418	622	—	19,107	8,028	10,807	24,700
Other kinds of Painters' Materials . . . Value	—	—	—	—	—	2,163	2,095	2,117	4,050	30,850
<b>Total</b> . . .	—	—	—	—	—	2,163	21,802	10,145	15,847	64,658
<b>Total Paints and Painters' materials</b> . . .	—	—	—	—	—	3,35,218	4,30,065	4,13,244	7,45,221	6,91,957
<b>PAPER AND PASTBOARD— Paper—</b>										
Packing paper . . . Cwts.	1,030	750	537	1,003	340	40,858	19,595	12,085	20,313	7,847
Printing paper . . . "	17	..	400	2,745	8,209	633	—	8,645	55,706	1,41,428
Writing paper and envelopes . . . "	270	647	4,382	12,188	10,617	7,181	14,809	1,18,411	2,05,055	2,20,039
Other kinds of paper . . . "	1,824	368	210	442	2,070	47,689	23,061	14,003	22,028	43,583
Paper manufactures . . . "	2,240	1,697	674	1,382	3,108	2,03,142	1,71,055	63,799	83,626	1,46,549
<b>Pasteboard, Millboard and Cardboard of all kinds—</b>										
Straw boards . . . "	129,368	155,440	129,121	100,021	135,455	7,29,074	8,71,299	7,54,034	11,11,292	6,38,303
Manufactures and card board . . . "	82	63	7	200	535	2,206	4,558	626	9,041	10,499
Other kinds . . . "	351	637	610	3,464	198	10,031	3,670	6,607	24,006	2,842
<b>Total Pasteboard, Millboard and Cardboard of all kinds</b> . . .	129,751	156,140	129,738	103,685	136,188	7,41,911	8,79,536	7,61,267	11,44,339	6,60,644
<b>Total Paper and Pasteboard</b> . . .	135,732	159,802	135,950	211,445	100,541	10,41,417	11,08,056	9,78,209	15,92,057	12,29,600
<b>PAPER MAKING MATERIALS— Pulp of wood</b> . . . Tons	..	1,513	..	7,127	..	..	12,936	..	48,928	..
<b>PARAFFIN WAX</b> . . . Tons	20	..	10	5	..	11,440	198	4,896	2,223	32
<b>PITCH AND TAR— Coal tar and pitch</b> . . . Cwts.	5,856	21,826	25,601	83,904	122,731	22,051	81,191	80,594	2,33,749	3,16,101
<b>PRINTING AND LITHOGRAPHING MACHINERY AND MATERIALS (excluding PAPERS)</b> . . . Value	—	—	—	—	—	19,150	5,174	4,167	9,920	19,066
<b>PROVISIONS AND OILMAN'S STORES (including FISH AND FRUITS AND VEGETABLES, CANNED OR BOTTLED)—</b>										
<b>Canned and bottled provisions—</b>										
Tinned or canned fish Cwts.	1,172	101	80	1,150	12,151	33,945	9,532	4,685	19,662	2,12,325
Other kinds . . . "	364	389	286	1,051	856	31,568	27,809	19,722	32,025	32,246
Confectionery . . . "	1,671	687	631	1,034	2,009	98,128	48,548	39,131	42,216	64,693
Isinglass . . . "	573	401	244	992	284	1,32,375	92,242	50,043	1,34,630	32,274
Other sorts of provisions . . . Value	—	—	—	—	—	36,536	30,447	29,491	1,32,070	2,28,023
<b>Total Provisions and Oilman's stores</b> . . .	—	—	—	—	—	8,37,487	2,08,578	1,52,275	3,00,632	5,69,561
<b>RUBBER RAW</b> . . . lbs.	..	..	11,200	50,000	111	..	—	2,151	10,466	21
<b>MANUFACTURES</b> . . . Value	—	—	—	—	—	81,418	2,19,224	3,08,531	13,03,423	18,30,110
<b>SEEDS</b> . . . Tons	58	42	..	56	9	18,420	9,028	326	5,835	1,039
<b>SMOKE'S REQUISITES (excluding TOBACCO)</b> . . . Value	—	—	—	—	—	67,501	15,834	19,020	25,171	1,21,613
<b>SOAP—</b>										
Household and Laundry Soap in bars and tablets Cwts.	603	843	1,193	2,511	28,409	14,203	20,015	27,075	41,436	8,07,593
Toilet Soap . . . "	206	94	163	873	10,376	8,370	5,969	5,277	40,193	2,37,088
Other sorts . . . "	22	128	114	619	58	703	2,771	1,905	7,232	646
<b>Total Soap</b> . . .	831	1,065	1,470	4,003	38,843	23,836	28,755	34,247	89,851	5,00,227
<b>SPICES—</b>										
Ginger . . . "	4,144	1,954	719	752	1,267	1,44,738	61,207	18,851	18,472	23,241
Other sorts . . . "	839	389	716	2,037	810	26,009	10,073	13,710	25,343	6,961
<b>Total Spices</b> . . .	4,983	2,343	1,434	2,839	2,077	1,70,747	71,280	32,561	43,815	30,202

(a) Prior to 1930-31 recorded under "Paints and Oils".

No. 13—continued  
 JAPAN—continued  
 IMPORTS THEREFROM—continued

ARTICLES	QUANTITY					VALUE				
	1929-30	1930-31	1931-32	1932-33	1933-34	1929-30	1930-31	1931-32	1932-33	1933-34
						R	R	R	R	R
STARCH AND FARINA Cwts.	4,948	559	2,751	777	2,004	24,209	3,017	16,760	5,520	13,260
STATIONERY (excluding PAPER) —										
Pencils (excluding slate pencils) . . . . . Dozens	1,199,065	879,460	1,314,705	4,654,100	2,528,835	1,10,790	60,122	92,116	2,26,716	1,53,548
Other sorts . . . . . Value	—	—	—	—	—	5,55,183	4,04,474	3,81,049	7,20,059	7,58,462
Total Stationery "	—	—	—	—	—	6,65,982	4,73,506	4,73,765	9,46,775	9,12,000
STICKS AND WHIPS . . . . . "	—	—	—	—	—	3,010	3,383	1,282	1,400	15,730
SUGAR—										
Sugar, 16 Dutch Standard and above (a) . . . . . Tons	532	—	—	—	—	1,00,027	—	—	—	—
Sugar, 23 Dutch Standard and above . . . . . "	—	1	141	2,890	2,879	—	353	20,556	3,34,095	3,53,159
Sugar, below 23 Dutch Standard and not below 16 Dutch Standard . . . . . "	—	..	..	1,149	607	—	..	..	1,93,001	1,04,344
Other kinds . . . . . "	..	..	..	..	..	..	..	24	..	..
Total Sugar . . . . . "	532	1	141	4,039	3,540	1,00,027	353	20,570	5,23,086	4,57,503
TALLOW AND STEARINE Cwts.	..	306	1,728	3,024	5,263	..	4,690	24,173	30,163	60,732
Tea—										
Black . . . . . Lbs.	119,508	2,001	3,723	898	1,265	55,451	4,604	1,981	577	682
Green . . . . . "	26,474	94	19,466	812,917	734,214	9,522	955	7,119	1,60,977	8,30,025
Total Tea . . . . . "	146,042	10,006	14,189	313,815	735,479	64,973	5,619	9,100	1,91,554	3,30,707
TEA-CHESTS, ENTIRE OR IN SECTIONS—										
Of wood . . . . . Value	—	—	—	—	—	68,073	76,434	1,03,038	95,929	1,88,760
TEXTILES—										
Cotton—										
Raw . . . . . Tons	61	461	292	90	..	60,061	5,27,618	2,63,279	64,074	298
Twist and Yarn . . . . . Lbs.	10,870,160	6,894,608	6,206,197	18,148,809	11,683,936	1,63,77,985	83,50,386	82,82,377	1,00,71,159	95,67,185
Manufactures—										
Blankets . . . . . "	445,751	505,833	364,960	584,405	232,620	5,19,241	5,09,980	3,22,081	3,39,276	1,60,058
Canvas . . . . . Yards	255,686	328,514	266,729	377,052	163,849	1,29,723	1,01,729	83,755	1,22,945	55,893
Handkerchiefs and shawls in the piece No.	1,235,006	733,632	264,772	1,211,508	2,054,841	78,652	85,060	30,050	55,362	1,20,800
Hosiery—										
Stockings and socks . . . . . Dozen Pairs	412,106	307,046	302,768	807,235	822,083	8,42,639	5,96,041	3,84,332	8,18,174	8,20,998
Underwear . . . . . Dozens	2,837,984	2,140,017	1,272,087	2,589,698	3,001,168	1,12,33,567	70,06,440	36,08,076	51,28,120	60,82,336
Other sorts . . . . . Value	—	—	—	—	—	2,58,761	48,856	70,366	1,76,399	3,47,363
Total . . . . . "	—	—	—	—	—	1,23,81,967	76,51,337	41,58,674	61,22,693	72,50,697
Lace and patent net Yds.	205,166	1,12,145	60,404	163,118	260,084	50,440	23,868	13,007	28,038	42,523
Piecegoods—										
Grey (unbleached)—										
Plain Grey . . . . . Yards	336,112,662	164,877,530	132,587,143	184,486,947	112,531,144	7,08,08,813	3,17,33,748	2,21,32,953	2,61,26,413	1,30,00,081
Bordered Grey . . . . . "	57,583,627	58,441,570	52,629,756	59,462,307	29,094,740	1,23,17,129	80,95,417	67,67,259	68,38,443	31,00,707
White (bleached) . . . . . "	13,580,453	28,105,852	59,520,081	120,354,174	76,177,481	33,24,777	50,96,760	93,48,638	1,62,57,483	95,87,704
Coloured, printed, or dyed—										
Printed goods . . . . . "	52,549,109	29,872,002	48,540,356	144,712,494	83,751,803	1,20,59,142	56,40,844	74,83,254	1,82,02,948	1,02,15,009
Dyed goods . . . . . "	27,610,896	23,452,694	28,661,582	43,545,364	24,912,995	64,14,401	45,31,291	50,06,722	65,25,286	36,16,978
Woven coloured goods . . . . . "	74,100,620	21,001,895	17,466,498	25,967,886	15,381,585	1,60,03,982	41,98,518	36,80,728	44,59,097	26,07,074
Fents of all descriptions . . . . . "	119,252	21,948	77,447	1,205,599	8,191,500	27,861	8,249	9,562	1,28,923	11,85,338
Total Piecegoods . . . . . "	561,965,625	320,775,961	339,781,843	679,734,861	349,041,248	12,69,56,110	5,92,99,830	5,45,23,421	7,85,38,603	4,43,12,791

(a) Shown under separate heads from 1930-31.



ARTICLES	QUANTITY					VALUE				
	1929-30	1930-31	1931-32	1932-33	1933-34	1929-30	1930-31	1931-32	1932-33	1933-34
						R	R	R	R	R
<b>TEXTILES—continued</b>										
<b>Piece-goods—continued</b>										
Rope . . . . . Lbs.	11,875	8,501	7,490	6,227	43,564	14,774	7,651	5,014	4,058	82,941
T. read, sewing . . . "	4,760	3,941	2,862	3,240	15,107	5,375	5,248	3,173	5,682	21,438
Other sorts of manu- factures . . . . . Value	—	—	—	—	—	9,41,000	5,94,858	4,81,039	6,04,460	3,61,069
<b>Total Cotton manufac- tures (including Twist and Yarn) . . . . . "</b>	<b>—</b>	<b>—</b>	<b>—</b>	<b>—</b>	<b>—</b>	<b>15,74,17,327</b>	<b>7,65,85,062</b>	<b>6,70,00,661</b>	<b>10,18,92,255</b>	<b>6,19,32,895</b>
Flax manufactures . . . "	—	—	—	—	—	12,431	25,157	12,900	18,054	22,084
<b>Haberdmshery and Mill- nery—</b>										
Lace and embroidery . . . "	—	—	—	—	—	45,933	32,279	17,051	44,109	43,188
Towels not in the piece No.	4,684,691	2,979,591	2,908,293	5,085,984	5,118,011	13,46,753	8,44,026	5,81,976	10,00,001	9,31,321
Other sorts . . . . . Value	—	—	—	—	—	6,31,447	4,59,853	4,43,318	7,64,235	7,47,601
Hemp, Raw . . . . . Cwts.	74	1,641	..	..	..	1,605	27,691	..	..	..
<b>Jute manufactures—</b>										
Gunny bags . . . . . No.	165,128	1,076,609	80,700	803	1,633	13,024	1,81,155	9,383	290	453
Gunny Cloth . . . . . Yards	..	252,000	..	..	14	..	18,600	..	..	3
Other sorts . . . . . Value	—	—	—	—	—	3,824	6,332	578	1,56,310	19
<b>Total of Jute manufactures . . . "</b>	<b>—</b>	<b>—</b>	<b>—</b>	<b>—</b>	<b>—</b>	<b>21,848</b>	<b>1,56,527</b>	<b>9,961</b>	<b>1,56,600</b>	<b>475</b>
<b>Silk—</b>										
Raw . . . . . Lbs.	37,613	17,009	33,759	164,799	2,20,170	1,59,623	64,711	1,58,943	4,71,322	6,57,281
Waste . . . . . "	..	10,667	4,000	8,000	..	..	28,405	11,588	16,942	..
Silk yarn, nolls, and warps . . . . . "	474,925	237,835	115,997	1,186,745	8,14,322	13,37,921	9,24,023	5,08,482	40,35,584	21,79,716
<b>Manufactures—</b>										
Goods of silk mixed with other materials Yards	2,019,803	3,973,848	4,053,284	8,351,122	8,048,478	19,48,842	18,60,050	18,30,379	27,79,137	40,72,572
Piece goods . . . . . "	13,391,993	7,834,662	11,744,663	26,768,103	34,269,066	1,26,18,912	60,00,405	71,89,433	1,32,96,584	1,47,39,277
Thread for sewing . . . Lbs.	548	6,114	4,209	..	1,446	9,118	64,620	40,441	..	8,085
Other sorts . . . . . "	6,000	4,941	6,097	14,473	16,589	59,152	51,184	33,537	60,479	69,895
<b>Total Silk manufactures (in- cluding Silk yarn, etc.) . Value</b>	<b>—</b>	<b>—</b>	<b>—</b>	<b>—</b>	<b>—</b>	<b>1,60,23,945</b>	<b>89,01,182</b>	<b>95,99,272</b>	<b>2,01,71,784</b>	<b>2,10,69,455</b>
<b>Wool—</b>										
Worsted yarn for weav- ing . . . . . Lbs.	..	..	..	49,986	465,304	..	..	..	81,969	7,03,800
Knitting wool . . . . . "	205	..	3,625	187,516	324,517	876	..	9,363	2,74,722	4,79,974
Manufactures— Blankets . . . . . "	10	234	36	13,151	33,823	18	591	95	15,219	43,867
Hosiery . . . . . "	8,151	12,620	17,307	150,230	169,987	28,306	23,143	59,130	2,05,910	4,10,310
Piece goods . . . . . Yards	711,535	567,975	121,390	1,412,661	2,090,419	4,79,714	2,92,101	72,718	7,78,404	15,47,222
Shawls . . . . . No.	120	..	2,476	58,338	106,495	182	..	2,723	58,301	1,14,262
Other sorts . . . . . Value	—	—	—	—	—	5,443	3,248	11,083	1,151	7,565
<b>Total Woollen manufac- tures (including yarn and knitting wool) . . . "</b>	<b>—</b>	<b>—</b>	<b>—</b>	<b>—</b>	<b>—</b>	<b>5,14,039</b>	<b>3,19,083</b>	<b>1,52,112</b>	<b>14,15,670</b>	<b>33,07,000</b>
<b>Artificial silk—</b>										
Artificial silk yarn . . . Lbs.	180	19,420	436,045	1,798,903	2,542,319	442	19,613	4,39,725	13,76,990	20,01,695
<b>Piece goods made en- tirely of artificial silk (a) . . . . . Yards</b>										
—	22,558,785	73,309,262	111,703,459	39,031,289	—	80,28,913	2,05,06,761	2,46,11,781	1,03,04,589	—
<b>Piece goods made of cotton and artificial silk (a) . . . . . "</b>										
—	854,269	1,259,647	2,797,854	8,595,798	—	2,69,045	3,53,817	6,32,148	21,03,955	—
<b>Piece goods of cotton embroidered or super- imposed with artificial silk . . . . . "</b>										
—	—	—	—	19,430	—	—	—	—	—	9,886
<b>Piece goods of cotton and artificial silk . . . . . "</b>										
25,033,036	33,207,248	74,563,909	114,501,313	48,246,517	1,40,00,665	1,50,35,850	2,08,60,078	2,52,43,929	1,24,23,430	—
Other sorts . . . . . Value	—	—	—	—	—	5,45,415	3,55,449	3,26,547	4,44,189	11,55,771
Other Textiles, manu- factures . . . . . "	—	—	—	—	—	3,555	12,203	12,489	55,168	62,007
TOBACCO . . . . . Lbs.	500	794	9,735	26,705	74,265	200	3,258	2,334	50,301	1,05,002
<b>TOILET REQUISITES (NOT SPECIFIED ELSEWHERE) Value</b>										
—	—	—	—	—	—	5,94,116	3,32,552	3,89,175	8,14,368	10,01,691

(a) Separately recorded from September 1930.

## No. 13—continued

## JAPAN—continued

## IMPORTS THEREFROM—concluded

ARTICLES	QUANTITY					VALUE				
	1929-30	1930-31	1931-32	1932-33	1933-34	1929-30	1930-31	1931-32	1932-33	1933-34
						R	R	R	R	R
<b>TOYS AND REQUISITES FOR GAMES AND SPORTS including FISHING TACKLE—</b>										
Toys . . . . . Value	—	—	—	—	—	18,64,584	12,78,029	9,38,880	20,24,794	30,48,659
Requisites for games, etc.,										
Playing cards . . . . . "	—	—	—	—	—	5,882	20,026	28,210	2,53,413	2,68,451
Other sorts . . . . . "	—	—	—	—	—	13,908	11,270	3,042	7,528	62,616
Total Toys . . . . . "	—	—	—	—	—	18,84,319	18,10,324	9,65,601	22,85,736	33,79,726
<b>UMBRELLAS AND UMBRELLA FITTINGS—</b>										
Umbrellas, complete (including parasols and sunshades) . . . . . No.	14,079	4,828	14,802	250,537	692,571	22,919	9,710	11,865	1,30,097	8,26,137
Umbrella fittings . . . . . Value	—	—	—	—	—	1014,504	8,59,162	9,75,851	13,32,187	13,77,148
Total Umbrellas and Umbrella fittings . . . . . "	—	—	—	—	—	10,37,423	8,68,871	9,87,716	14,62,284	17,03,285
<b>VEHICLES, excluding LOCOMOTIVES, ETC., FOR RAILWAYS—</b>										
Carriages and carts not mechanically propelled and parts thereof (excluding railway carriages, trucks, etc.)—										
Carriages and carts not mechanically propelled (excluding railway carriages, trucks, etc.) . . . . . No.	2,017	2,344	2,011	516	691	2,79,566	2,97,029	2,48,514	47,925	52,921
Parts of carriages and carts (excluding rubber tyres) . . . . . Value	—	—	—	—	—	81,535	32,306	29,964	15,508	22,550
Perambulators and children's go-carts and parts thereof . . . . . "	—	—	—	—	—	132	268	1,034	5,059	13,144
Total Carriages, etc. . . . . "	—	—	—	—	—	3,11,233	3,29,658	2,74,512	68,492	88,621
Cycles (other than motor cycles) and parts thereof and accessories . . . . . "	—	—	—	—	—	6,28,857	11,08,782	11,74,748	10,11,137	18,45,845
Mechanically propelled vehicles (excluding Railway Locomotives and tractors) . . . . . "	—	—	—	—	—	30,301	89,681	26,378	56,465	8,20,746
Ships, parts of . . . . . "	—	—	—	—	—	5,800	..	..	..	186
Total Vehicles, etc. . . . . "	—	—	—	—	—	9,76,251	15,28,321	14,74,638	20,36,094	22,55,398
<b>WAX OF ALL KINDS, other than PARAFFIN WAX (excluding CANDLES)</b> . . . . . Cwts.	1,462	1,601	1,368	2,418	1,781	70,090	75,174	56,225	79,932	37,764
<b>WOOD AND TIMBER—</b>										
Deal and pine wood Cub. Tons	202	128	..	132	436	18,981	11,719	..	4,202	16,881
Other kinds of wood and timber . . . . . Value	—	—	—	—	—	20,59,645	23,04,427	6,17,793	2,33,374	3,56,343
Manufactures of wood other than furniture and cabinetware . . . . . "	—	—	—	—	—	9,67,032	6,38,811	3,27,441	5,05,077	3,71,609
Total Wood and Timber . . . . . "	—	—	—	—	—	30,10,658	30,39,957	9,45,234	7,42,653	7,44,830
<b>POSTAL ARTICLES NOT SPECIFIED</b> . . . . . "	—	—	—	—	—	3,68,250	4,84,268	5,26,413	3,09,289	3,71,244
<b>ALL OTHER ARTICLES OF MERCHANDISE</b> . . . . . "	—	—	—	—	—	17,62,541	4,41,760	3,99,400	7,16,188	9,93,710
<b>GRAND TOTAL</b> . . . . . "	—	—	—	—	—	23,58,55,260	14,51,19,978	13,83,96,671	26,47,76,116	36,51,011



## No. 13—continued

## JAPAN—continued

## EXPORTS THERE TO—continued

## INDIAN MERCHANDISE—continued

ARTICLES	QUANTITY					VALUE				
	1920-30	1930-31	1931-32	1932-33	1933-34	1920-30	1930-31	1931-32	1932-33	1933-34
						R	R	R	R	R
<b>MANURES—</b>										
Bone meal . . . Tons	3,459	3,089	8,038	3,924	23	2,76,630	3,37,094	4,42,356	2,32,339	1,770
Hornmeal . . . "	2,358	1,535	2,535	475	..	3,45,669	1,81,493	1,97,291	38,250	..
Other kinds . . . "	503	101	124	..	..	36,050	0,450	8,510	..	..
Total Manures . . . "	6,320	5,625	10,697	4,399	23	6,57,760	5,25,037	6,48,157	2,70,589	1,770
<b>METALS AND ORES—</b>										
<b>Iron—</b>										
Pig . . . Tons	349,512	160,584	188,106	71,371	183,832	1,58,63,071	64,11,426	65,75,921	24,21,364	40,26,190
Manufactures— Bars and channels . . . "	..	..	93	6,746	..	..	..	1,760	3,52,382	..
<b>Iron or Steel—</b>										
Steel bars (a) . . . "	..	..	..	..	5,261	..	..	..	..	3,00,319
Old, for re-manufacture . . . "	69,568	50,374	85,616	88,020	91,152	21,37,208	15,41,284	17,87,045	20,44,127	22,61,719
Other manufactures of Iron or Steel . . . "	78	231	3,840	5,960	331	1,555	6,422	1,65,397	2,83,221	17,672
<b>Lead—</b>										
Pig . . . Cwts.	104,256	130,063	285,850	179,476	150,587	17,38,238	18,73,740	38,69,306	20,91,411	17,09,003
<b>Manganese ore . . . Tons</b>										
Tin unwrought (blocks, ingots, etc.) . . . "	15,200	5,799	6,129	30,599	62,000	3,70,365	1,89,018	1,23,567	6,65,023	10,70,627
<b>Zinc or spelter, all sorts . Cwts.</b>										
Other metals . . . Tons	..	3	..	317	34,194	..	..	..	..	75,773
Other ores . . . "	237	1,121	1,300	1,855	905	62	986	..	89,150	21,695
Total Metals and Ores . . . "	439,948	224,960	299,476	213,842	351,532	2,01,17,245	99,97,514	1,25,44,640	79,19,585	65,17,766
<b>MICA—</b>										
Mica in blocks . . . Cwts.	576	720	895	906	874	1,35,889	1,64,953	1,37,734	2,00,363	1,41,022
„ „ splittings . . . "	2,598	2,440	3,158	3,272	3,230	1,45,607	61,967	67,930	84,067	1,15,937
<b>OILS—</b>										
<b>Essential—</b>										
Lemon grass oil . . . Gals.	4,318	786	2,726	1,573	249	61,840	9,553	21,855	15,434	2,443
Sandalwood oil . . . "	1,937	2,043	4,235	2,600	2,204	2,82,615	3,02,440	5,46,251	3,44,333	2,43,987
Othersorts . . . "	..	28	..	42	93	..	937	..	1,500	3,677
Total Essential oil . . . "	6,255	2,867	6,961	4,224	2,641	3,44,491	3,12,030	5,68,106	3,61,817	2,50,112
Other kinds . . . "	36,981	88	129	117	400	81,615	392	282	260	682
Total Oils . . . "	43,236	2,945	7,090	4,341	3,137	4,26,106	3,13,322	5,68,388	3,62,077	2,50,794
<b>OILSEEDS—</b>										
Cotton cake . . . Tons	..	..	300	..	..	..	..	16,500	..	..
Rape and sesamum cake . . . "	15,065	14,713	37,995	10,554	20,731	14,06,447	10,84,026	23,43,893	10,73,010	6,76,668
Other sorts . . . "	51	50	..	..	227	4,482	2,732	..	..	7,423
Total Oilseeds . . . "	15,716	14,763	38,295	10,554	21,008	14,10,929	10,86,758	23,60,393	10,73,016	6,84,291
PARAFFIN WAX . . . "	1,700	5,505	1,040	1,405	..	7,73,500	27,34,819	4,40,300	6,55,000	..
<b>PROVISIONS AND OILMAN'S STORES—</b>										
Pickles, chutnies, and condiments . . . cwts.	115	238	263	254	132	4,262	8,973	11,717	9,937	5,471
Other sorts of provisions Value	..	..	..	..	..	6,890	7,719	8,505	11,497	13,705
Total Provisions and Oilman's Stores . . . "	..	..	..	..	..	14,158	16,697	20,312	21,434	19,176

(a) Separately recorded from 1933-34.

INDIAN MERCHANDISE—concluded

ARTICLES	QUANTITY					VALUE				
	1929-30	1930-31	1931-32	1932-33	1933-34	1929-30	1930-31	1931-32	1932-33	1933-34
						Rs	Rs	Rs	Rs	Rs
RUBBER, RAW . . . . Lbs	188,850	551,004	122,200	147,726	150,104	79,129	1,09,761	14,667	13,361	18,844
SEEDS—										
Non-essential—										
Castor . . . . Tons	40	1	3,987	1,900	..	7,432	200	5,43,111	2,60,799	..
Linseed . . . . "	10,240	2,854	6,259	150	1,404	22,69,185	5,98,232	7,46,002	17,018	1,68,429
Rape . . . . "	..	..	100	100	..	..	..	14,110	13,052	..
Sesamum, jil or jiljil . "	..	..	117	..	..	..	..	20,520	..	..
Other sorts . . . . "	11	10	7	14	68	4,181	4,978	2,808	3,074	10,363
Total Seeds . . . . "	10,291	2,865	10,470	2,164	1,472	22,80,748	6,03,460	13,26,551	3,20,843	1,78,792
TEA, BLACK . . . . Lbs	13,531	16,492	11,275	9,876	6,420	11,229	14,657	9,812	7,549	8,010
TEXTILES—										
Cotton—										
Raw . . . . Tons	293,781	301,018	192,818	193,686	182,565	27,29,64,423	20,99,31,199	11,04,66,480	11,12,31,339	10,52,52,937
Jute—										
Raw . . . . "	16,007	6,140	9,919	14,492	17,345	44,16,676	11,67,607	17,46,784	22,73,474	23,53,434
Manufactures—										
Gunny bags . . . No.	15,742,043	5,365,000	4,629,000	9,436,200	6,230,100	64,27,636	17,13,962	12,49,581	23,88,142	13,62,581
" cloth . . . Yards	120,000	135,000	105,000	382,000	20,000	31,200	19,400	10,337	41,997	2,400
Rope and Twine . Cwts.	2,991	1,652	655	3,278	3,657	53,275	16,913	9,074	53,700	46,691
Other kinds . . Value	—	—	—	—	—	2,470	..	18,992	..	..
Total Jute manufactures (including twist and yard) . . . . "	—	—	—	—	—	65,14,583	17,50,275	12,87,984	24,83,889	14,10,672
TOBACCO—										
Unmanufactured . . . "	3,176,293	3,840,958	3,699,518	3,144,652	3,312,988	12,54,945	14,04,260	10,06,782	9,45,051	9,87,709
WAX OF ALL KINDS, other than PARAFFIN WAX (excluding CANDLES) . . . Cwts.	9,231	14,189	3,000	9,969	12	1,96,158	3,23,549	62,997	2,09,462	360
WOOD AND TIMBER—										
Timber, other than railway sleepers—										
Teak wood . . . Cubic Tons	178	30	15	40	..	53,400	9,000	4,500	10,730	..
Sandal wood . . . Tons	9	..	34	57	123	18,010	..	63,378	81,276	1,26,710
POSTAL ARTICLES . . Value	—	—	—	—	—	71,922	45,801	23,140	51,066	25,322
ALL OTHER ARTICLES OF MERCHANDISE . . . "	—	—	—	—	—	4,11,169	3,02,941	2,62,515	3,21,134	3,10,491
GRAND TOTAL . . . . "	—	—	—	—	—	32,26,71,840	23,73,48,606	13,94,28,225	13,95,09,778	13,01,20,126

## No. 13—continued

## JAPAN—concluded

## EXPORTS THERETO—concluded

## FOREIGN MERCHANDISE

ARTICLES	QUANTITY					VALUE				
	1929-30	1930-31	1931-32	1932-33	1933-34	1929-30	1930-31	1931-32	1932-33	1933-34
						R	R	R	R	R
COAL AND COKE . . . Tons	4,010	2,899	..	..	250	94,155	55,031	..	..	3,750
DYING AND TANNING SUBSTANCES— Aniline . . . lbs.	..	..	..	50	3,722	..	..	..	1,180	32,800
GLASS AND GLASSWARE . Value	—	—	—	—	—	1,875	7,846	4,015	1,030	70,791
GUMS AND RESINS— Arabic . . . Cwts.	297	..	..	..	..	14,208	..	..	..	3
Other sorts . . . "	1,162	1,846	1,284	3,208	461	77,657	1,10,872	51,354	1,03,266	14,283
Total Gums and Resins ..	1,459	1,846	1,284	3,208	461	91,865	1,10,872	51,354	1,03,266	14,286
HARDWARE (excluding CUTLERY AND ELECTRO- PLATED WARE) . Value	—	—	—	—	—	2,332	1,088	15,445	2,612	7,320
IVORY, UNMANUFACTURED . Lbs.	6,341	2,372	392	253	..	38,570	17,145	3,000	1,135	..
Liquors— Spirit . . . Gals.	2	..	..	..	1,105	52	..	..	..	22,103
MACHINERY AND MILL- WORK . . . Value	—	—	—	—	—	10,031	84,000	8,620	829	25,910
METALS AND ORES—										
Iron or Steel . . . Tons	42,148	38,212	44,697	55,162	57,042	14,65,037	9,93,896	6,30,312	7,62,469	12,33,643
Others . . . "	18	..	15	61	64	5,928	..	11,905	34,723	10,341
Total Metals and Ores ..	42,166	38,212	44,712	55,223	57,106	14,70,965	9,93,896	6,42,217	7,97,192	12,43,984
OILS . . . Gals.	95,954	48,264	..	..	3,865	18,200	10,807	..	..	3,904
RUBBER MANUFACTURES Value	—	—	—	—	—	13,804	..	6,948	..	3,173
TEXTILES— Cotton— Raw . . . Tons	813	18	..	53	243	10,92,716	15,260	55	48,045	2,04,151
Manufactures— Piece goods . . . Yards	20,332	4,110	..	12,040	56,506	9,667	1,064	..	1,707	20,994
Other sorts of manu- factures . . . Value	—	—	—	—	—	1,120	801	..	760	2,551
Total cotton manufac- tures (including twist and yarn) . . . "	—	—	—	—	—	10,787	1,865	..	2,467	23,546
Other textile manufac- tured . . . "	—	—	—	—	—	2,420	4,399	..	3,428	13,869
TOYS AND REQUISITES FOR GAMES AND SPORTS (including fishing tackle other than fire arms) . . . "	—	—	—	—	—	..	2,526	43,214	291	2,421
WOOD AND TIMBER . . . "	—	—	—	—	—	..	..	..	10,330	4,315
POSTAL ARTICLES . . . "	—	—	—	—	—	3,223	8,776	6,016	1,514	2,843
ALL OTHER ARTICLES OF MERCHANDISE . . . "	—	—	—	—	—	25,128	51,602	34,950	43,933	41,125
GRAND TOTAL . . . "	—	—	—	—	—	23,93,855	13,04,655	8,65,114	10,18,185	16,59,451
GRAND TOTAL OF INDIAN AND FOREIGN MER- CHANDISE . . . "	—	—	—	—	—	32,55,66,695	23,37,10,315	14,02,93,309	14,05,27,063	12,77,80,037

## KOREA

## IMPORTS THEREFROM

ARTICLES	QUANTITY					VALUE				
	1929-30	1930-31	1931-32	1932-33	1933-34	1929-30	1930-31	1931-32	1932-33	1933-34
						R	R	R	R	R
OILS— Mineral . . . Gals.	..	18,145	..	..	..	..	31,378	..	..	..
GRAND TOTAL . Value	—	—	—	—	—	..	31,378	..	..	..

No. 13—continued  
KOREA—continued  
EXPORTS THERETO

INDIAN MERCHANDISE

ARTICLES	QUANTITY					VALUE				
	1929-30	1930-31	1931-32	1932-33	1933-34	1929-30	1930-31	1931-32	1932-33	1933-34
GRAIN, PULSE AND FLOUR—						R	R	R	R	R
Rice not in the husk . Tons	22,920	4,929	..	..	..	30,27,498	5,11,320	..	..	..
RUBBER RAW . Lbs.	58,160	100,814	..	..	..	19,569	39,207	..	..	..
ALL OTHER ARTICLES OF MERCHANDISE . Value	—	—	—	—	—	1,317	..	..	..	20
GRAND TOTAL . "	—	—	—	—	—	30,48,284	5,50,536	..	..	20

FOREIGN MERCHANDISE

Nil.

FORMOSA  
IMPORTS THEREFROM

ARTICLES	QUANTITY					VALUE				
	1929-30	1930-31	1931-32	1932-33	1933-34	1929-30	1930-31	1931-32	1932-33	1933-34
TOTAL VALUE . Value	—	—	—	—	—	..	..	240	..	..

EXPORTS THERETO  
INDIAN MERCHANDISE

ARTICLES	QUANTITY					VALUE				
	1929-30	1930-31	1931-32	1932-33	1933-34	1929-30	1930-31	1931-32	1932-33	1933-34
GRAIN, PULSE AND FLOUR—						R	R	R	R	R
Rice, not in the husk . Tons	31,220	..	..	9,340	..	40,29,245	..	..	7,94,266	..
TENTILES—										
Jute—										
Raw . "	630	265	718	907	315	1,40,350	39,490	1,23,550	40,200	42,050
Manufacturers—										
Gunny bags . No.	3,992,450	3,255,600	3,389,600	2,701,200	1,330,000	17,92,560	11,12,524	10,16,204	7,44,712	3,52,055
Gunny cloth . Yards	..	80,000	..	4,000	..	..	18,460	..	400	..
ALL OTHER ARTICLES OF MERCHANDISE . Value	—	—	—	—	—	1,790	2,425	10,040	4,362	853
GRAND TOTAL . "	—	—	—	—	—	59,63,945	11,72,839	11,50,464	16,92,040	3,95,868

FOREIGN MERCHANDISE

Nil

HONGKONG  
IMPORTS THEREFROM

ARTICLES	QUANTITY					VALUE				
	1929-30	1930-31	1931-32	1932-33	1933-34	1929-30	1930-31	1931-32	1932-33	1933-34
APPAREL (excluding HOSIERY AND BOOTS AND SHOES)—						R	R	R	R	R
Apparel (including drapery, uniforms, accoutrements) . Value	—	—	—	—	—	22,096	36,750	24,069	47,658	20,735
Hats, caps, bonnets, and hatters' ware . "	—	—	—	—	—	14,707	19,934	24,854	22,517	48,564
Others . "	—	—	—	—	—	475	5,036	5,132	6,365	1,793
Total Apparel . "	—	—	—	—	—	37,878	61,720	54,056	76,540	71,092
BELTING FOR MACHINERY. "	—	—	—	—	—	7,964	10,776	627	..	251
Boots and Shoes . Pairs	4,974	10,295	20,702	9,201	5,958	4,499	11,550	11,873	8,395	3,610
CANES AND BATTANS . Cwts.	220	385	247	206	298	11,197	21,052	13,705	13,138	14,523

No. 13—continued  
HONGKONG—continued  
IMPORTS THEREFROM—continued

ARTICLES	QUANTITY					VALUE				
	1929-30	1930-31	1931-32	1932-33	1933-34	1929-30	1930-31	1931-32	1932-33	1933-34
						R	R	R	R	R
<b>CHEMICALS AND CHEMICAL PREPARATIONS (excluding CHEMICAL MANURES AND MEDICINES)—</b>										
Arsenic and its oxides . Cwts.	555	871	575	683	865	40,699	63,437	34,149	37,280	43,205
Other sorts . . . Value	—	—	—	—	—	21,710	22,712	24,153	20,955	25,124
<b>Total Chemicals, and Chemical preparations, etc.</b> ..	—	—	—	—	—	62,305	86,149	58,302	58,235	68,319
<b>COFFEE other than ROASTED OR GROUND . Cwts.</b>	331	..	..	..	..	19,985	..	..	..	..
<b>CORDAGE AND ROPE OF VEGETABLE FIBRE (excluding JUTE AND COTTON) . . . cwt.</b>	3,126	3,344	3,123	1,965	1,785	1,25,133	1,05,806	66,989	44,504	33,706
<b>CUTLERY . . . Value</b>	—	—	—	—	—	5,106	3,199	1,171	52,824	730
<b>DRUGS AND MEDICINES (excluding CHEMICALS AND NARCOTICS)—</b>										
Proprietary and patent medicines . . . Value	—	—	—	—	—	1,532	13,675	18,236	46,774	29,309
Other sorts of drugs and medicines . . . "	—	—	—	—	—	1,78,969	1,99,153	1,57,998	1,07,890	36,482
<b>Total Drugs and Medicines ..</b>	—	—	—	—	—	1,80,501	2,12,828	1,76,234	1,54,664	1,15,881
<b>DYEING AND TANNING SUBSTANCES . . . "</b>	—	—	—	—	—	11,775	4,319	4,770	2,918	47
<b>EARTHENWARE AND PORCELAIN—</b>										
Earthenware . . . "	—	—	—	—	—	80,761	50,331	33,272	37,791	33,808
Porcelain . . . "	—	—	—	—	—	5,383	3,765	951	1,314	3,049
<b>Total Earthenware and Porcelain, etc. . . "</b>	—	—	—	—	—	86,144	54,096	34,223	39,105	36,857
<b>FIREWORKS . . . Lbs.</b>	444,702	162,903	46,177	138,233	239,674	1,38,138	75,635	20,434	59,272	76,229
<b>FISH (excluding CANNED FISH)—</b>										
Fish, dry, unsalted . Cwts.	915	997	788	544	393	50,024	54,814	28,379	16,571	16,891
" other sorts . . . "	372	400	363	400	553	6,077	7,655	4,919	4,937	7,781
<b>Total Fish . . . "</b>	1,287	1,487	1,151	944	946	56,101	62,469	33,298	21,508	24,672
<b>FRUITS AND VEGETABLES—</b>										
Fresh fruits and vegetables . . . Value	—	—	—	—	—	6,821	9,913	15,676	5,028	5,042
Fruits and vegetables : dried, salted, or preserved <i>not being</i> canned or bottled . Tons	360	473	357	416	347	2,14,679	3,27,614	1,53,293	1,52,477	1,38,010
<b>GLASS AND GLASSWARE—</b>										
Bangles . . . Value	—	—	—	—	—	65,950	23,490	2,993	20,265	12,663
Other glassware . . . "	—	—	—	—	—	4,863	7,215	5,088	9,056	9,231
<b>Total Glass and Glassware . . . "</b>	—	—	—	—	—	70,813	30,705	8,081	29,321	21,894
<b>GRAIN, PULSE, AND FLOUR—</b>										
Beans . . . Tons	472	5,262	1,753	912	488	94,104	8,25,627	2,63,246	1,50,648	85,265
Pulse . . . "	223	2,052	1,216	590	546	45,211	5,04,227	1,49,601	79,589	55,990
Other sorts . . . "	..	1	66	36	20	479	627	8,335	5,019	2,494
<b>Total Grain, Pulse, and Flour . . . "</b>	695	8,215	3,035	1,538	1,054	1,39,794	13,30,481	4,21,242	2,35,256	1,43,749
<b>HAIR OF ALL KINDS . Tons</b>	20	56	10	15	6	15,640	18,638	6,615	4,200	1,404
<b>HARDWARE, excluding CUTLERY AND ELECTROPLATED WARE . Value</b>	—	—	—	—	—	14,732	12,000	9,417	9,996	7,614



## HONGKONG—continued

## IMPORTS THEREFROM—continued

ARTICLES	QUANTITY					VALUE				
	1929-30	1930-31	1931-32	1932-33	1933-34	1929-30	1930-31	1931-32	1932-33	1933-34
INSTRUMENTS, APPARATUS, APPLIANCES AND PARTS THEREOF . Value	—	—	—	—	—	25,105	20,217	1,51,201	1,71,085	3,04,361
JEWELLERY, ALSO PLATE OF GOLD AND SILVER . "	—	—	—	—	—	21,325	13,040	23,596	15,487	17,754
LIQUORS (including DENA- TURED AND PERFUMED SPIRITS) —										
Spirits present in drugs, medicines, or chemicals Gals.	262	349	317	257	269	20,334	27,605	20,554	14,861	14,938
Other sorts of spirit . "	5,313	3,694	875	691	474	37,491	23,793	5,436	4,111	3,027
Total spirits . "	5,575	4,043	1,192	948	743	57,825	61,208	25,990	18,972	17,965
Other sorts of liquors . "	5	91	11	..	140	55	400	00	15	205
Total Liquors . "	5,580	4,134	1,203	948	883	57,880	61,608	26,050	18,987	18,230
MATS AND MATTING, except COIR AND RUBBER . Sq. Yards	190,908	246,080	174,668	184,414	205,169	70,070	74,822	30,635	41,059	44,552
METALS AND ORES—										
Uranium, Bronze, and simi- lar alloys and manu- factures thereof . Cwts.	108	1,660	81	63	102	14,945	53,156	0,044	6,079	5,093
Zinc or Spelter . . "	..	..	..	12,999	18,250	..	..	..	1,49,622	1,08,233
Other metals . . Tons	24	34	5	26	20	10,685	13,493	2,505	8,672	6,383
Total Metals (excluding Ores) . "	30	117	9	679	938	25,630	66,649	11,549	1,64,373	1,79,709
OILS—										
Essential . . Gals.	814	2,797	1,063	1,053	1,595	13,288	44,378	11,413	10,244	14,200
Vegetable . . "	8,308	8,399	5,902	0,064	5,626	27,067	21,765	10,779	11,168	10,354
Other sorts . . Value	—	—	—	—	—	209	020	380	36	..
Total Oils . . "	—	—	—	—	—	40,564	66,703	22,572	21,448	24,500
PAINTS AND PAINTERS' MATERIALS—										
Paints and Colours . Cwts.	493	883	86	353	401	1,26,466	89,626	21,817	61,380	72,587
Painters' materials . Value	—	—	—	—	—	7,107	4,005	2,528	4,031	8,105
Total Paints and Painters' Materials . "	—	—	—	—	—	1,33,573	93,631	24,345	65,411	80,692
PAPER AND PASTEBOARD—										
Paper—										
Packing paper . . Cwts.	306	858	832	1,229	1,215	5,832	16,243	13,550	19,465	21,872
Other kinds of paper . "	1,304	1,380	980	539	554	65,829	54,321	24,402	25,654	23,034
Paper manufactures . "	1,440	854	582	665	432	52,404	20,535	9,494	18,812	7,105
Total paper . . "	3,050	3,092	2,394	2,433	2,201	1,24,065	91,599	47,446	58,019	52,011
PERFUMERY, not being PERFUMED SPIRITS . Value	—	—	—	—	—	56,716	37,990	27,316	28,637	40,463

No. 13—continued  
HONGKONG—continued  
IMPORTS THEREFROM—continued

ARTICLES	QUANTITY					VALUE				
	1929-30	1930-31	1931-32	1932-33	1933-34	1929-30	1930-31	1931-32	1932-33	1933-34
						£	£	£	£	£
<b>PROVISIONS AND OILMAN'S STORES (including FISH, AND FRUITS AND VEGETABLES, CANNED OR BOTTLED)—</b>										
Bacon and hams . . . Cwts.	136	136	166	113	98	11,213	9,577	7,566	4,317	3,803
Biscuits and cakes . . . "	115	2	3	3	370	4,840	81	175	158	10,632
Canned and bottled provisions—										
Canned or bottled fruits . . . "	2,038	3,024	2,607	1,865	1,448	1,09,514	1,08,140	56,130	34,563	20,320
Tinned or canned fish . . . "	519	344	291	471	359	27,924	15,927	9,696	17,107	14,291
Other kinds . . . "	1,373	2,788	2,375	2,283	2,002	63,502	76,584	60,933	39,515	46,053
Farinaeous and patent foods . . . "	27,126	28,992	30,189	24,694	22,506	3,69,031	3,58,512	5,26,350	4,89,373	5,57,238
Lard . . . "	510	370	130	219	112	20,401	14,303	3,249	4,478	2,253
Pickles, chutnies, sauces, and condiments . . . "	305	418	370	590	996	15,590	21,241	14,689	21,706	38,743
Other sorts of provisions . . . Value	—	—	—	—	—	1,39,023	1,23,485	79,926	59,343	43,000
Total Provisions and Oilman's stores, etc. . . "	—	—	—	—	—	12,61,713	12,25,949	7,53,819	6,70,410	7,55,348
<b>SMOKER'S REQUISITES (excluding TOBACCO) . . . Value</b>										
	—	—	—	—	—	10,430	10,173	15,044	10,602	10,088
<b>SPICES—</b>										
Betelnuts . . . Cwts.	326	..	..	866	5,703	3,981	..	..	3,418	28,403
Cassia . . . "	16,885	20,052	16,391	15,527	13,005	2,70,972	2,65,027	1,95,000	1,75,065	1,57,847
Other sorts . . . "	995	1,536	570	245	72	30,084	30,723	13,718	8,159	6,110
Total Spices . . . "	18,206	21,588	16,961	16,633	18,780	3,05,637	2,95,750	2,08,718	1,87,242	1,92,430
<b>STATIONERY (excluding PAPER) . . . Value</b>										
	—	—	—	—	—	15,684	17,827	14,051	9,152	9,640
<b>SUGAR—</b>										
Sugar, 16 Dutch Standard and above (a) . . . Tons	2,505	—	—	—	—	5,56,753	—	—	—	—
Sugar, 23 Dutch Standard and above . . . "	—	3,964	3,296	1,172	1,388	—	6,81,639	5,63,112	2,37,334	2,15,488
Sugar, below 23 Dutch Standard but not below 16 D. S. . . "	—	119	230	234	374	—	32,652	51,397	47,748	57,300
Beet Sugar . . . "	3,370	138	..	..	..	4,53,936	20,377	..	..	..
Other sorts . . . "	2	..	..	..	..	784	..	..	..	41
Total Sugar . . . "	5,877	4,221	3,526	1,406	1,762	10,26,378	7,34,608	6,13,509	2,85,082	2,72,919
<b>TEA—</b>										
Black . . . . . Lbs.	87,918	81,105	54,093	26,891	16,906	64,610	59,710	34,629	17,131	11,139
Green . . . . . "	4,713	2,252	4,124	2,632	4,924	5,358	2,659	3,984	2,244	4,281
Total Tea . . . "	92,631	83,357	58,217	29,523	21,830	69,968	62,409	38,613	19,375	15,420
<b>TEXTILES—</b>										
<b>Cotton—</b>										
Manufactures— Twist and yarn . . . Lbs.	80,000	20,000	..	20,000	20,000	50,000	16,667	..	12,221	13,294
<b>Hosiery—</b>										
Stockings and socks Dozen pairs	494,735	404,116	292,856	197,317	62,982	5,93,196	3,90,880	2,39,779	1,81,190	56,825
Underwear . . . Dozen	3,527	3,936	6,437	18,324	12,762	49,700	54,194	42,721	40,863	41,250
Other sorts . . . Value	—	—	—	—	—	8,003	30,753	42	160	5,453
Total Hosiery . . . "	—	—	—	—	—	6,50,899	4,75,827	2,81,542	2,31,222	1,03,528

(a) Sub-divided under the heads immediately following from 1930-31.

No. 13—continued  
HONGKONG—continued  
IMPORTS THEREFROM—concluded

ARTICLES	QUANTITY					VALUE				
	1929-30	1930-31	1931-32	1932-33	1933-34	1929-30	1930-31	1931-32	1932-33	1933-34
						R	R	R	R	R
<b>TEXTILES—contd.</b>										
<b>Cotton—contd.</b>										
Piece-goods—										
Grey (unbleached). Yards	56,160	69,940	43,415	22,130	--	15,760	17,937	11,310	4,720	--
White (bleached) . . . "	24,510	21,053	7,627	6,818	1,374	10,752	7,699	2,715	2,336	391
Coloured, printed, or dyed . . . "	220,894	432,145	34,210	140,387	21,134	96,151	1,23,851	10,729	45,259	5,323
Fabrics of all descriptions . . . "	--	--	81	542	700	--	--	27	182	244
<b>Total Piece-goods . . . "</b>	<b>301,570</b>	<b>523,138</b>	<b>85,333</b>	<b>175,877</b>	<b>23,208</b>	<b>1,22,663</b>	<b>1,49,487</b>	<b>24,781</b>	<b>52,997</b>	<b>5,958</b>
Other manufactures Value	--	--	--	--	--	2,639	1,029	660	2,491	1,860
<b>Total Cotton goods (including Twist and yarn) . . . "</b>	<b>--</b>	<b>--</b>	<b>--</b>	<b>--</b>	<b>--</b>	<b>8,26,201</b>	<b>6,43,020</b>	<b>3,06,983</b>	<b>2,98,931</b>	<b>1,26,180</b>
Haberdashery and millinery . . . "	--	--	--	--	--	10,114	12,544	15,331	20,579	29,746
Hemp—										
Raw . . . Cwts.	4,504	2,326	996	3,485	--	1,07,805	60,002	15,588	62,026	--
Silk—										
Raw [ . . . Lbs.	137,152	298,285	172,735	366,501	302,625	7,24,411	12,15,255	6,02,708	13,73,281	8,38,868
Manufactures—										
Yarns, noils and warps . . . "	1,762	2,176	--	4,228	--	12,615	1,530	--	4,980	--
Goods of silk mixed with other materials . Yards	1,834	3,395	2,115	10,192	4,822	1,958	4,411	1,887	13,510	2,590
Piece-goods . . . "	291,440	97,923	92,726	129,023	909,705	2,98,356	1,37,641	89,063	1,02,778	3,41,244
Other sorts . . . Lbs.	1,173	788	632	--	233	12,770	6,519	4,685	3,004	2,412
<b>Total Silk manufactures (including silk yarn, etc.) Value</b>	<b>--</b>	<b>--</b>	<b>--</b>	<b>--</b>	<b>--</b>	<b>3,25,699</b>	<b>1,50,101</b>	<b>95,635</b>	<b>1,24,332</b>	<b>3,46,246</b>
Wool—										
Manufactures—										
Blankets . . . Lbs.	2,516	3,549	3,070	3,039	1,940	8,043	11,672	5,526	6,289	4,039
Hosiery . . . "	9,865	9,527	3,159	5,238	544	38,509	38,038	5,730	17,072	1,421
Other sorts . . . Value	--	--	--	--	--	3,902	1,226	580	18,286	504
<b>Total Woollen manufactures (including yarn and knitting wool) . . . "</b>	<b>--</b>	<b>--</b>	<b>--</b>	<b>--</b>	<b>--</b>	<b>50,454</b>	<b>50,936</b>	<b>11,836</b>	<b>41,047</b>	<b>6,024</b>
Artificial Silk . . . "	--	--	--	--	--	30,623	18,233	14,364	3,657	3,937
Other Textiles—										
Manufactured . . . "	--	--	--	--	--	--	8,303	24,338	4,126	23,762
<b>TOBACCO . . . Lbs.</b>	<b>29,198</b>	<b>17,386</b>	<b>11,073</b>	<b>4,279</b>	<b>17,579</b>	<b>10,534</b>	<b>25,779</b>	<b>19,030</b>	<b>8,585</b>	<b>25,906</b>
<b>TOILET REQUISITES (NOT SPECIFIED ELSEWHERE) Value</b>	<b>--</b>	<b>--</b>	<b>--</b>	<b>--</b>	<b>--</b>	<b>80,578</b>	<b>53,454</b>	<b>35,966</b>	<b>35,740</b>	<b>67,689</b>
<b>VEHICLES (excluding Locomotives, etc., for railways) . . . "</b>	<b>--</b>	<b>--</b>	<b>--</b>	<b>--</b>	<b>--</b>	<b>1,277</b>	<b>2,186</b>	<b>1,73,276</b>	<b>85,880</b>	<b>27,373</b>
<b>WOOD AND TIMBER—</b>										
Sandal Wood . . . Tons	8	30	--	--	--	2,084	18,862	13	--	--
Other kinds of wood and timber . . . Value	--	--	--	--	--	8,797	4,611	2,855	10,689	4,312
<b>Total Wood and Timber . . . "</b>	<b>--</b>	<b>--</b>	<b>--</b>	<b>--</b>	<b>--</b>	<b>10,881</b>	<b>23,473</b>	<b>2,868</b>	<b>10,688</b>	<b>4,312</b>
<b>POSTAL ARTICLES NOT SPECIFIED . . . "</b>	<b>--</b>	<b>--</b>	<b>--</b>	<b>--</b>	<b>--</b>	<b>5,86,968</b>	<b>9,51,706</b>	<b>7,53,898</b>	<b>3,01,312</b>	<b>1,00,776</b>
<b>ALL OTHER ARTICLES OF MERCHANDISE . . . "</b>	<b>--</b>	<b>--</b>	<b>--</b>	<b>--</b>	<b>--</b>	<b>1,31,940</b>	<b>1,67,589</b>	<b>93,801</b>	<b>70,396</b>	<b>89,218</b>
<b>GRAND TOTAL . . . "</b>	<b>--</b>	<b>--</b>	<b>--</b>	<b>--</b>	<b>--</b>	<b>73,60,228</b>	<b>86,82,100</b>	<b>52,98,988</b>	<b>51,79,920</b>	<b>44,72,046</b>

No. 13—continued  
HONGKONG—continued  
EXPORTS THERETO

INDIAN MERCHANDISE

ARTICLES	QUANTITY					VALUE				
	1929-30	1930-31	1931-32	1932-33	1933-34	1929-30	1930-31	1931-32	1932-33	1933-34
APPAREL (including DRA- PERY, UNIFORMS, AC- COUTREMENTS, BUT ex- cluding HOSIERY AND BOOTS AND SHOES) . Value	—	—	—	—	—	27,475	16,432	8,281	10,098	12,463
CHEMICALS AND CHEMICAL PREPARATIONS (excluding CHEMICAL MANURES AND MEDICINES)—										
Potassium compounds— Saltpetre . . . . . Lbs.	..	..	410	13,008	8,308	..	..	3,800	1,56,205	86,400
Soda Compounds— Borax . . . . . "	839	190	457	5	379	16,437	4,727	8,824	100	5,145
Other sorts of chemicals Value	—	—	—	—	—	240	974	..	..	..
Total Chemicals, etc. . . "	—	—	—	—	—	16,677	5,701	12,624	1,56,305	91,551
COAL AND COKE . . . . . Tons	172,658	55,944	162,270	169,747	99,447	12,81,112	5,88,528	14,13,884	13,03,772	6,57,998
CORDAGE AND ROPE OF VEGETABLE FIBRE (ex- cluding JUTE AND COTTON) . . . . . Cwts.	807	498	581	2,274	452	19,010	10,988	11,924	22,452	6,754
DRUGS AND MEDICINES (excluding CHEMICALS AND NARCOTICS) . . . Value	—	—	—	—	—	23,70,785	91,061	7,52,694	14,16,023	4,18,948
DYEING AND TANNING SUBSTANCES— Outch and Gambler . . . Cwts.	202	343	542	216	100	4,723	6,634	7,883	2,967	1,229
Myrobalans . . . . . "	1,408	630	831	1,063	1,637	6,207	3,355	4,415	5,882	7,142
Safflower . . . . . "	180	49	223	513	854	4,330	1,190	5,280	16,657	17,950
Other sorts . . . . . "	38	13	71	925	5,097	1,384	204	641	6,801	36,335
Total Dyeing and Tanning Substances . . . . . "	1,826	1,035	1,717	3,617	7,688	16,644	11,383	18,219	32,307	62,655
EARTHENWARE . . . . . Value	—	—	—	—	—	80	..	..	..	15,811
FEATHERS . . . . . Lbs.	50,290	49,198	37,985	34,592	32,260	8,482	9,717	16,220	7,745	6,959
FISH (excluding CANNED FISH)— Fish, dry, unsalted . . . Cwts.	2,771	3,248	4,544	2,078	1,111	1,45,676	1,57,780	2,05,637	75,078	1,48,903
Fishmaws and sharkfins . . "	4,829	4,441	4,324	3,990	3,727	6,23,086	5,45,321	5,53,264	4,00,230	3,66,363
FODDER, BRAN, AND POL- LARDS (excluding OIL- OAKS)—										
Rice bran . . . . . Tons	3,737	17,049	1,145	797	1,093	1,49,577	4,23,401	25,619	19,662	15,700
Other Sorts of Fodder . . "	..	421	..	1	..	95	11,600	..	181	..
Total . . . . . "	3,737	17,470	1,145	798	1,093	1,49,672	4,35,001	25,619	19,843	15,700
FRUITS AND VEGETABLES— Fresh fruits and vege- tables . . . . . Value	—	—	—	—	—	62,733	14,878	21,920	78,912	29,078
Fruits and vegetables: dried, salted, or pre- served, all sorts . . . . . Tons	44	29	76	140	138	31,553	17,904	41,686	61,241	40,785
GRAIN, PULSE, AND FLOUR— Pulse—										
Beans . . . . . "	375	677	974	837	970	45,285	56,493	45,863	45,785	43,442
Gram . . . . . "	64	75	76	70	65	10,022	8,020	5,770	6,276	5,318
Other sorts . . . . . "	155	202	41	121	118	26,064	21,548	5,568	13,058	9,121
Total of pulse . . . . . "	594	950	1,091	1,028	1,152	81,371	86,118	57,210	65,119	57,881
Rice, not in the husk . . . "	33,359	70,933	63,273	27,847	51,063	37,95,205	56,55,081	40,16,815	16,11,634	27,13,269
Wheat . . . . . "	62	31	84	120	24	9,151	3,968	8,587	14,344	2,130
Other sorts . . . . . "	41	4	62	4	1,180	6,134	1,088	3,267	773	59,104
Total Grain, Pulse, and Flour . . . . . "	34,056	71,924	64,510	28,999	52,897	38,91,861	57,46,273	40,85,879	16,92,470	27,74,593
GUMS AND RESINS . . . . . Cwts.	519	606	851	1,224	794	15,774	12,585	23,234	19,981	16,387
HIDES AND SKINS, RAW— Cuttings of hides and skins (raw) . . . . . Tons	44	28	42	44	36	12,151	9,142	5,880	7,975	4,498
JADESTONE . . . . . Cwts.	1,908	1,237	2,364	2,507	1,743	4,34,601	1,45,044	3,33,024	3,47,178	1,68,415
LAC— Shell . . . . . "	1,389	2,106	1,937	1,948	1,120	1,71,551	1,43,110	1,12,191	74,422	40,987
LEATHER— Hides and skins, tan- ned or dressed . . . . . Tons	148	47	68	35	5	2,78,925	60,350	87,250	43,120	6,200
	= 22,710	= 5,785	= 10,760	= 4,770	= 810					

HONGKONG—continued  
EXPORTS THERETO—continued

INDIAN MERCHANDISE—continued

ARTICLES	QUANTITY					VALUE				
	1929-30	1930-31	1931-32	1932-33	1933-34	1929-30	1930-31	1931-32	1932-33	1933-34
MANUFACTURES (excluding BOOTS AND SHOES) . Value	—	—	—	—	—	13,080	940	8,017	1,700	130
MANURES— Bones* . . . Tons	170	87	86	67	8	17,000	8,100	5,880	4,987	557
Other kinds . . . "	187	258	69	27	..	21,900	49,000	5,294	2,155	..
Total Manures . . . "	357	345	155	94	8	38,900	57,100	11,174	7,142	557
METALS AND ORES—										
Iron, Pig (a) . . . "	—	—	—	—	2,508	—	—	—	—	07,362
Iron or Steel (b) . . . "	1,309	2,134	2,268	3,603	2	59,381	80,122	79,384	1,27,549	104
Lead, pig . . . Cwts.	6,697	13,083	22,793	18,193	12,997	1,09,860	1,87,336	2,98,839	2,28,587	1,43,316
Others . . . Tons	..	..	15	1	9	370	200	5,967	754	3,726
Total Metals and Ores . . . "	1,844	2,788	3,423	4,607	3,169	1,09,610	2,67,658	3,84,181	3,56,890	2,14,508
OILS—										
Essential—										
Sandalwood oil . . . Gals.	174	67	139	..	83	4,485	1,500	15,710	..	750
Other sorts . . . "	167	305	250	334	333	1,000	3,500	2,106	7,500	6,000
Total Essential . . . "	341	372	389	334	416	5,485	5,000	17,810	7,500	6,750
Vegetable, non-essential . . . "	3,254	1,526	1,703	1,029	10,095	9,466	4,229	3,663	2,014	15,141
Total Oils . . . "	3,595	1,898	2,092	1,363	10,511	14,951	9,229	21,473	9,514	21,801
PARAFFIN WAX . . . "	..	55	..	..	..	..	25,225	..	..	..
PROVISIONS AND OILMAN'S STORES—										
Ghi . . . Cwts.	1,226	999	970	1,387	1,602	1,20,686	98,045	82,221	97,156	76,721
Pickles, chutnies, and condiments . . . "	462	349	423	454	336	28,455	16,953	20,418	50,426	13,404
Other sorts of provisions Value	—	—	—	—	—	32,307	2,993	16,611	4,975	3,980
Total Provisions and Oilman's stores . . . "	—	—	—	—	—	1,76,448	1,16,991	1,16,250	1,22,557	94,111
SEEDS—										
Oil-seeds—										
Essential . . . Tons	26	32	33	52	32	10,054	6,366	5,906	9,744	4,520
Non-essential—										
Groundnuts . . . "	477	..	..	..	..	1,16,640	..	..	..	..
Other sorts . . . "	8	12	130	35	17	2,800	2,067	26,067	6,521	1,786
Total Non-essential . . . "	485	12	130	35	17	1,18,440	2,067	26,980	6,521	1,585
Other than oil-seeds . . . "	7	7	3	..	..	4,590	4,600	970	135	..
Total Seeds . . . "	518	51	166	87	49	1,22,994	18,033	32,933	10,400	6,105
TEXTILES—										
Cotton—										
Raw . . . "	..	..	262	5	..	..	..	1,50,000	1,500	..
Twist and yarn . . . Lbs.	772,800	880,000	130,000	4,000	..	5,49,600	4,20,938	45,000	1,950	..

\* Figures prior to 1931-32 represent bones crushed, un-rushed and bonemeal. Figures from 1931-32 exclude crushed bones.  
(a) Separately recorded from 1933-34.  
(b) Does not include figures of Iron from 1933-34.

No. 13—continued  
HONGKONG—continued  
EXPORTS THERETO—continued

INDIAN MERCHANDISE—concluded

ARTICLES	QUANTITY					VALUE				
	1929-30	1930-31	1931-32	1932-33	1933-34	1929-30	1930-31	1931-32	1932-33	1933-34
<b>TEXTILES—contd.</b>										
Jute—						R	R	R	R	R
Raw . . . Tons	1,919	740	2,365	3,444	3,454	5,85,272	1,05,060	4,00,410	5,54,855	4,53,038
Twist and yarn . . Lbs.	..	..	335,500	1,792	3,850	..	..	43,766	443	582
Manufactures—										
Gunny bags . . . No.	39,015,900	18,622,000	26,698,100	24,921,100	19,388,000	1,02,82,252	50,72,083	74,33,469	64,25,018	43,93,101
" cloth . . . Yards	1,453,000	1,455,600	1,867,000	504,000	1,510,000	3,10,310	3,14,612	2,10,981	71,453	2,60,410
Rope and twine . . Cwts.	12,736	5,968	15,358	3,932	9,757	2,05,533	1,03,029	2,54,623	72,870	1,12,175
Other sorts . . . Value	—	—	—	—	—	..	..	..	300	..
Total Jute manufactures (including twist and yarn) . . "	—	—	—	—	—	1,68,58,095	60,90,224	79,42,809	65,89,079	47,66,337
<b>TOBACCO—</b>										
Unmanufactured . . Lbs	647,022	919,936	2,649,514	428,496	711,840	1,14,038	1,03,855	2,32,390	88,363	55,007
Manufactured . . . "	103	73	..	42	60	165	162	..	42	60
Total Tobacco . . . "	648,025	917,009	2,649,514	428,538	711,900	1,14,203	1,04,017	2,32,390	88,425	55,127
<b>WAX OF ALL KINDS, other than PARAFFIN WAX (excluding CANDLES) . . Cwts.</b>										
	106	106	635	207	97	3,316	6,280	32,585	9,740	3,285
<b>WOOD AND TIMBER—</b>										
Teak wood . . Cubic tons	162	80	75	58	12	32,465	3,790	8,059	7,275	1,843
Sandal wood . . . Tons	2	7	13	13	9	5,230	14,210	22,814	17,882	14,487
Other kinds of wood and timber . . Value	—	—	—	—	—	6,236	4,589	2,991	1,165	125
Postal articles . . . "	—	—	—	—	—	10,97,166	10,58,934	8,19,836	4,74,554	2,91,308
ALL OTHER ARTICLES OF MERCHANDISE . . . "	—	—	—	—	—	55,580	34,070	46,245	50,919	55,670
<b>GRAND TOTAL . . . "</b>	—	—	—	—	—	2,94,12,569	1,63,64,458	1,90,09,600	1,41,95,608	1,07,63,470

FOREIGN MERCHANDISE

ARTICLES	QUANTITY					VALUE				
	1929-30	1930-31	1931-32	1932-33	1933-34	1929-30	1930-31	1931-32	1932-33	1933-34
<b>APPAREL (including DRA- PERY, UNIFORMS, ACCOUTREMENTS, BUT excluding HOSIERY AND BOOTS AND SHOES) . Value</b>										
	—	—	—	—	—	33,067	2,345	31,995	11,313	6,023
<b>DRUGS AND MEDICINES (excluding OPIUM, OPIUM- DERIVATIVES AND NARCOTICS) . "</b>										
	—	—	—	—	—	49,365	8,637	2,678	3,735	..
<b>DYEING AND TANNING SUBSTANCES . . . "</b>										
	—	—	—	—	—	10,740	3,400	2,034	4,926	4,390
<b>FISHMAWS AND SHARKFINS Cwts.</b>										
	2,276	2,052	2,802	1,800	1,851	3,83,814	3,00,215	3,95,626	2,04,538	1,77,637
<b>FRUITS AND VEGETABLES—</b>										
Fruits and vegetables: dried, salted, or preserved . . . Tons	155	60	164	127	166	1,16,913	43,142	99,174	70,522	74,611
<b>GUMS AND RESINS—</b>										
Arabia . . . Cwts.	2,723	310	310	166	340	76,791	10,500	16,360	2,140	2,420
Oilbalm or frankincense . . "	3,637	1,314	3,350	2,650	1,141	1,22,595	30,060	54,470	38,155	22,325
Other sorts . . . . "	4,270	1,111	3,661	1,447	1,253	1,35,259	37,210	1,02,813	46,753	33,202
Total Gums and Resins . . "	10,635	2,735	7,321	4,272	2,543	3,34,645	80,770	1,73,643	87,078	57,947

No. 13—continued  
HONGKONG—concluded  
EXPORTS THERETO—concluded

FOREIGN MERCHANDISE—continued

ARTICLES	QUANTITY					VALUE				
	1929-30	1930-31	1931-32	1932-33	1933-34	1929-30	1930-31	1931-32	1932-33	1933-34
						R	R	R	R	R
INSTRUMENTS, APPARATUS AND APPLIANCES AND PARTS THEREOF—										
Photographic instrument Value	—	—	—	—	—	..	..	12,513	4,053	10,001
IVORY, UNMANUFACTURED Lbs.	3,966	3,808	4,708	5,231	5,205	15,210	12,700	28,200	31,440	21,583
LEATHER . . . Value	—	—	—	—	—	10,013	..	7,050	..	1,035
METALS AND ORES—										
Copper . . . Cwts.	255	..	..	..	..	10,333	..	..	..	..
PROVISIONS AND OILMAN'S STORES (excluding FISH AND FRUITS AND VEGETABLES)	307	132	143	14	..	18,620	19,700	18,685	3,183	18
TEXTILES—										
Cotton—										
Manufactures—										
Piecegoods . . . Yards	29,351	14,018	26,608	20,010	13,436	14,321	7,289	8,452	6,417	4,053
Other sorts of manufactures . . . Value	—	—	—	—	—	2,137	..	65	560	..
Total Cotton manufactures (including twist and yarn) . . .	—	—	—	—	—	16,458	7,289	8,517	6,977	4,053
Silk—										
Manufactures—										
Piecegoods . . . Yards	1,170	4,500	3,542	..	..	1,858	4,340	10,025	..	..
Woolen manufactures . Value	—	—	—	..	..	1,710	5,595	2,181	1,014	487
ALL OTHER ARTICLES OF MERCHANDISE . . .	—	—	—	—	—	14,308	25,465	28,808	51,381	37,370
GRAND TOTAL . . .	—	—	—	—	—	10,17,849	5,25,583	8,21,119	4,60,460	3,05,600
GRAND TOTAL OF INDIAN AND FOREIGN MERCHANDISE . . .	—	—	—	—	—	3,04,30,418	1,68,00,040	1,88,30,719	1,40,76,068	1,11,50,136

CHINA (EXCLUSIVE OF HONGKONG AND MACÃO)

IMPORTS THEREFROM

ARTICLES	QUANTITY					VALUE				
	1929-30	1930-31	1931-32	1932-33	1933-34	1929-30	1930-31	1931-32	1932-33	1933-34
						R	R	R	R	R
APPAREL (excluding HOSIERY AND BOOTS AND SHOES)—										
Apparel (including drapery, uniforms, ac coutrements) . Value	—	—	—	—	—	45,820	86,872	1,20,518	1,10,724	1,34,416
Others . . . . .	—	—	—	—	—	3,127	2,190	5,932	2,910	210
Total Apparel, etc. . .	—	—	—	—	—	48,947	89,068	1,26,450	1,13,634	1,34,626
BOOKS, PRINTED AND PRINTED MATTER (not being STATIONERY) including MAPS AND CHARTS . . . Cwts.	181	147	188	152	199	17,403	11,951	16,191	9,662	14,854
BOOTS AND SHOES . . . Pairs	2,551	3,858	24,870	2,345	1,047	2,808	3,804	17,367	2,772	1,717
BUTTONS OF ALL SORTS . Value	—	—	—	—	—	1,584	19,936	1,228	282	18
CANDLES OF ALL KINDS . Lbs.	536	5,227	84,906	624	673	575	793	13,286	210	210
CHEMICALS AND CHEMICAL PREPARATIONS (excluding CHEMICAL MANURES AND MEDICINES)—										
Arsenic and its oxides . Cwts.	712	470	403	317	149	50,741	33,823	22,847	14,131	6,218
Other sorts of Chemicals Value	—	—	—	—	—	10,630	19,330	25,995	17,868	22,471
Total of Chemicals and Chemical preparations . . .	—	—	—	—	—	61,371	53,153	48,842	31,999	28,689

No. 13—continued  
CHINA (EXCLUSIVE OF HONGKONG AND MACÃO)—continued  
IMPORTS THEREFROM—continued

ARTICLES	QUANTITY					VALUE				
	1929-30	1930-31	1931-32	1932-33	1933-34	1929-30	1930-31	1931-32	1932-33	1933-34
(CORDAGE AND ROPE OF VEGETABLE FIBRE (excluding JUTE AND COTTON) . . . Cwts.	148	313	183	80	221	R 7,104	R 15,608	R 8,092	R 3,578	R 6,248
DRUGS AND MEDICINES (excluding DRUGGALS AND NARCOTICS) . . . Value	—	—	—	—	—	1,01,571	53,298	75,966	53,579	47,188
DYEING AND TANNING SUBSTANCES—										
Dyes obtained from coal tar—										
Aniline† . . . Lbs.	9,038	2,974	24,376	—	—	22,595	17,063	48,146	—	—
Other sorts . . . Value	—	—	—	—	—	..	..	..	829	2,478
Total Dyeing and Tanning substances . . . "	—	—	—	—	—	22,595	17,063	48,146	829	2,478
EARTHENWARE AND PORCELAIN—										
Earthenware . . . "	—	—	—	—	—	77,842	40,293	94,839	25,595	20,001
Porcelain . . . "	—	—	—	—	—	2,886	1,888	20,280	1,181	2,051
Total Earthenware and Porcelain . . . "	—	—	—	—	—	80,728	42,181	55,119	26,776	22,052
FIREWORKS . . . Lbs.	2,739,965	1,423,077	758,972	1,369,151	1,729,381	6,45,008	3,35,634	2,11,782	4,23,015	4,31,761
FISH (excluding CANNED FISH) . . . Cwts.	227	278	134	80	170	8,197	11,937	5,824	5,016	8,704
FRUITS AND VEGETABLES—										
Fresh fruits and vegetables . . . Value	—	—	—	—	—	9,076	8,976	11,655	15,408	14,943
Fruits and vegetables: dried, salted, or preserved not being canned or bottled . . . Tons	92	221	65	77	90	39,170	37,555	18,729	18,510	22,149
Total Fruits and Vegetables . . . Value	—	—	—	—	—	48,246	46,531	30,384	33,918	37,092
GLASS AND GLASSWARE—										
Bangles . . . "	—	—	—	—	—	1,03,952	74,154	1,05,407	57,908	47,471
Bottles and phials . Gross	4,803	2,677	267	47	100	85,231	16,716	1,247	355	767
Other glassware . Value	—	—	—	—	—	16,046	19,232	8,423	12,085	16,120
Total Glass and Glassware . . . "	—	—	—	—	—	1,55,279	1,10,091	1,15,137	71,288	64,358
GRAIN, PULSE, AND FLOUR—										
Beans (dry) . . . Tons	1	4,298	2,679	704	115	125	5,71,202	3,22,495	1,12,124	12,252
Pulse . . . "	3,640	11,002	1,806	1,452	3,170	6,96,776	18,00,125	2,16,883	1,90,144	3,77,203
Rice not in the husk . . . "	..	1,000	1,968	..	2	70	1,24,530	1,83,108	49	205
Other sorts . . . "	..	80	13	..	27	..	8,565	1,550	..	3,370
Total Grain, Pulse, and Flour . . . "	3,641	16,380	6,364	2,240	3,314	6,98,971	24,09,428	7,24,036	3,11,317	3,93,120
HARDWARE, excluding OUTLETT AND ELECTRO-PLATED WARE . . . Value	—	—	—	—	—	19,375	12,921	11,772	20,379	20,570
INSTRUMENTS, APPARATUS AND APPLIANCES AND PARTS THEREOF—										
Electric lamp and parts thereof—										
Electric bulbs, for torches (a) Nos.	—	—	230,607	455,305	110,320	—	—	32,992	11,760	2,581
Electric lamps other sorts . . . "	5	5,782	208,620	1,990	65,392	30	2,906	1,57,906	1,536	37,080
Parts and accessories of electric lamps . . . Value	—	—	—	—	—	66	3,289	1,22,911	2,83,809	92,626
Batteries . . . "	—	—	—	—	—	..	406	30,730	45,378	25,000
Electric goods and apparatus not enumerated . . . "	—	—	—	—	—	418	6,045	26,710	14,942	5,748
Musical . . . "	—	—	—	—	—	22,172	23,633	10,077	5,214	5,770
Other kinds . . . "	—	—	—	—	—	5,627	6,095	5,308	11,207	2,566
Total Instruments, Apparatus and Appliances and parts thereof . . . "	—	—	—	—	—	27,718	42,469	3,87,734	3,23,845	1,71,971

(a) Separately recorded from 1931-32.

† Discontinued and shown under sub-heads from 1932-33.



CHINA (EXCLUSIVE OF HONGKONG AND MACÃO)—continued

IMPORTS THEREFROM—continued

ARTICLES	QUANTITY					VALUE				
	1929-30	1930-31	1931-32	1932-33	1933-34	1929-30	1930-31	1931-32	1932-33	1933-34
						R	R	R	R	R
JEWELLERY (excluding Imitation Jewellery, and Precious Stones and Pearls, Unset), also plates of gold and silver . . . Value	—	—	—	—	—	18,313	8,371	11,348	4,511	4,073
LAC . . . Cwts.	100	..	..	..	..	14,216	..	..	..	..
LIQUORS, including DEWATERED AND PERFUMED SPIRITS—										
Spirit . . . Gals.	5,201	4,090	3,026	1,056	873	40,667	37,383	26,520	8,432	9,884
Other sorts of Liquors ..	8	28	68	1,521	9,650	16	212	207	1,580	10,453
Total Liquors . . "	5,209	4,118	3,094	2,577	10,520	40,683	37,595	26,726	10,012	20,337
MACHINERY AND MILL-WORK . . . Value	—	—	—	—	—	9,172	1,440	2,605	0,130	10,147
MATS AND MATTING, except COIR AND RUBBER .Sq. Yards	242,205	256,646	197,224	170,928	231,305	1,04,015	00,304	59,363	51,408	58,129
METALS AND ORES—Brass, Bronze, and similar alloys and manufactures thereof—										
Unwrought . . . Cwts.	130	30	..	..	..	4,166	1,260	..	..	25
Wrought . . . "	2,223	1,193	26	8	18	21,320	44,846	3,234	1,503	2,019
Copper . . . "	873	..	32	2	41	16,060	..	5,456	75	687
Tin—										
Unwrought . . . "	489	201	..	5	10	69,254	18,820	..	454	1,507
Zinc or Spelter . . "	..	1	..	..	8,000	..	19	..	..	92,323
Other metals . . . Tons	145	48	34	111	173	66,272	26,535	31,198	37,199	55,200
Total Metals (excluding ores) . . . "	305	125	92	126	576	2,30,081	90,549	39,883	39,231	1,51,835
OILS—										
Essential . . . Gals.	4,301	775	994	1,557	920	24,010	10,694	10,143	15,267	8,531
Other sorts of oils . . "	11,727	9,564	727	19,573	17,980	41,957	22,192	988	35,661	32,365
Total Oils (a) . . . "	16,118	10,339	—	—	—	65,967	32,886	11,031	50,928	40,896
PAINTS AND PAINTERS' MATERIALS—										
Paints and Colours . Cwts.	1,658	231	163	210	240	1,31,708	65,041	59,392	64,222	16,155
PAPER AND PASTEBOARD—										
Paper—										
Packlog paper . . . "	304	113	101	120	222	28,319	5,121	6,010	3,386	7,209
Other kinds of paper . . "	2,532	2,082	2,303	2,615	2,789	85,604	82,135	56,944	64,030	60,630
Other sorts . . . "	243	803	204	643	65	750	4,104	9,202	12,320	2,927
Total Paper and Pasteboard . . . "	3,159	2,998	2,608	3,397	3,076	1,14,673	91,360	72,160	70,745	70,475
PERFUMERY (not being PERFUMED SPIRIT) . Value	—	—	—	—	—	19,613	7,979	2,180	0,577	8,524
PLANTS, LIVING (including BULBS AND SEEDS FOR SOWING) . . . "	—	—	—	—	—	14,166	8,831	6,920	8,060	8,961
PROVISIONS AND OILMAN'S STORES including FISH AND FRUITS AND VEGETABLE CANNED OR BOTTLED—										
Canned and bottled provisions (not specified elsewhere)—										
Canned or bottled fruits Cwts.	554	1,004	919	632	538	19,386	38,157	19,274	10,592	12,168
Tinned or canned fish . . "	159	185	137	174	492	17,525	22,028	9,696	11,200	20,960
Other kinds . . . "	1,890	1,379	1,362	1,100	998	71,714	45,989	39,350	30,007	24,091
Farinaceous and patent foods . . . "	4,014	3,717	3,201	2,982	2,831	1,17,905	86,041	58,502	51,251	46,592
Jinglass . . . "	31	34	99	6	3	9,272	9,922	21,297	1,131	376
Pickles, chutnies, sauces and condiments . . . "	694	794	565	382	272	46,427	48,200	38,416	16,747	19,419
Other sorts of provisions . Value	—	—	—	—	—	63,178	48,078	47,040	43,433	32,640
Total Provisions and Oilman's stores, etc. . . "	—	—	—	—	—	3,44,465	2,08,424	2,26,584	1,70,201	1,54,340

(a) Quantity not recorded from 1931-32.

## No. 13—continued

## CHINA (EXCLUSIVE OF HONGKONG AND MACÃO)—continued

## IMPORTS THEREFROM—continued

ARTICLES	QUANTITY					VALUE				
	1929-30	1930-31	1931-32	1932-33	1933-34	1929-30	1930-31	1931-32	1932-33	1933-34
<b>SEEDS—</b>						<b>R</b>	<b>R</b>	<b>R</b>	<b>R</b>	<b>R</b>
Oil seeds—Essential . . . Tons	14	4	4	10	1	13,500	3,000	2,258	3,404	310
Sesamum . . . . . "	..	167	..	..	..	..	26,435	..	..	..
Other sorts . . . . . "	3	..	..	1	5	1,021	546	88	552	1,778
<b>Total Seeds . . . . . "</b>	<b>17</b>	<b>161</b>	<b>4</b>	<b>11</b>	<b>6</b>	<b>16,521</b>	<b>29,771</b>	<b>2,341</b>	<b>3,956</b>	<b>2,007</b>
<b>SPICES—</b>										
Betel-nuts . . . . . Cwts.	1,777	2,358	1,582	3,809	..	19,729	14,851	9,255	22,281	..
Cardamoms . . . . . "	1,204	964	445	671	575	73,845	47,016	28,818	39,019	30,832
Cassia . . . . . "	47,111	40,341	43,454	42,808	54,132	7,34,157	5,61,577	5,61,471	5,08,500	6,07,910
Other sorts . . . . . "	316	213	13	..	2	10,838	4,879	951	141	22
<b>Total Spices . . . . . "</b>	<b>50,408</b>	<b>43,876</b>	<b>45,494</b>	<b>47,178</b>	<b>54,709</b>	<b>8,38,569</b>	<b>6,28,323</b>	<b>5,99,990</b>	<b>5,69,941</b>	<b>6,38,770</b>
<b>STATIONERY (excluding PAPERS) . . . . . Value</b>	<b>—</b>	<b>—</b>	<b>—</b>	<b>—</b>	<b>—</b>	<b>58,381</b>	<b>23,664</b>	<b>13,440</b>	<b>19,052</b>	<b>13,642</b>
<b>SUGAR—</b>										
Sugar, 16 Dutch standard and above * . . . . . Tons	262	—	—	—	—	59,157	—	—	—	—
SUGAR, 23 Dutch standard and above . . . . . "	—	598	494	547	439	—	1,34,988	91,495	1,10,778	66,813
SUGAR, below 23 Dutch standard but not below 16 D.S., . . . . . "	—	195	995	249	1,200	—	44,462	1,93,094	41,547	1,54,000
<b>TEA—</b>										
Black . . . . . Lbs.	281,439	146,010	99,676	62,545	44,549	1,30,225	1,11,665	68,517	49,207	29,785
Green . . . . . "	3,470,918	2,652,766	2,680,490	2,048,143	2,007,583	18,12,022	10,15,706	18,02,007	17,01,056	15,83,485
<b>Total Tea . . . . . "</b>	<b>3,741,357</b>	<b>2,798,776</b>	<b>2,780,166</b>	<b>3,017,638</b>	<b>3,040,132</b>	<b>19,51,307</b>	<b>20,27,401</b>	<b>18,71,424</b>	<b>18,40,263</b>	<b>16,13,270</b>
<b>TEXTILES—</b>										
<b>Cotton—</b>										
<b>Manufactures—</b>										
Twist and Yarn . . . . . "	10,494,713	11,723,238	13,215,238	13,305,400	10,209,275	11,10,31,003	95,67,790	92,01,301	84,13,610	64,65,624
<b>Hosiery—</b>										
Stockings and socks . . . . . Dozen pairs	100,754	75,761	11,444	43,075	13,754	1,36,666	92,987	14,986	45,025	15,920
Underwear . . . . . Dozen	3,498	1,020	479	797	291	14,450	3,484	2,402	2,359	1,340
Other sorts . . . . . Value	—	—	—	—	—	18,566	519	3,005	23	118
<b>Total Hosiery . . . . . "</b>	<b>—</b>	<b>—</b>	<b>—</b>	<b>—</b>	<b>—</b>	<b>1,69,682</b>	<b>96,989</b>	<b>20,392</b>	<b>47,407</b>	<b>17,387</b>
<b>Piece goods—</b>										
<b>Grey (unbleached)—</b>										
<b>Plain grey—</b>										
Drills and Jeans Yards	48,000	..	..	8,000	..	11,389	..	..	1,200	..
Longcloth and Shirtings . . . . . "	8,384,842	2,248,500	3,350,545	405,800	40	17,55,882	4,32,477	5,40,568	67,800	5
Sheetings . . . . . "	1,219,200	1,72,500	540,000	247,500	..	2,42,010	24,915	72,608	33,620	..
Others . . . . . "	..	..	20,000	..	..	..	..	3,822	..	..
<b>Total Plain Grey . . . . . "</b>	<b>9,352,042</b>	<b>2,421,000</b>	<b>3,910,545</b>	<b>661,300</b>	<b>40</b>	<b>20,09,281</b>	<b>4,57,392</b>	<b>6,12,996</b>	<b>92,629</b>	<b>5</b>
White (bleached) . . . . . "	3,103	1,018	1,645	1,575	22,167	2,022	400	860	378	2,844
Coloured, printed, or dyed . . . . . "	91,026	48,129	86,258	82,627	136,977	31,541	12,482	11,765	14,370	22,160
Fents of all descriptions . . . . . "	..	456	403	1,444	993	..	168	199	511	321
<b>Total Piece goods . . . . . "</b>	<b>9,746,171</b>	<b>2,470,601</b>	<b>3,998,851</b>	<b>746,947</b>	<b>160,177</b>	<b>20,42,844</b>	<b>4,70,442</b>	<b>6,35,914</b>	<b>1,07,897</b>	<b>25,336</b>
<b>Other manufactures . . . . . Value</b>	<b>—</b>	<b>—</b>	<b>—</b>	<b>—</b>	<b>—</b>	<b>7,796</b>	<b>10,932</b>	<b>8,882</b>	<b>12,858</b>	<b>13,808</b>
<b>Total Cotton manufactures (including Twist and Yarn) . . . . . "</b>	<b>—</b>	<b>—</b>	<b>—</b>	<b>—</b>	<b>—</b>	<b>1,32,51,325</b>	<b>1,01,46,153</b>	<b>98,66,389</b>	<b>85,41,772</b>	<b>65,22,160</b>
<b>Haberdashery and Millinery—</b>										
Hemp—										
Raw . . . . . Cwts.	429	96	..	2,241	..	10,222	2,899	..	89,222	..
Silk—										
Raw . . . . . Lbs.	1,964,372	1,623,939	1,356,162	2,563,257	1,708,705	1,12,32,067	75,35,167	54,64,012	96,51,506	55,88,051

\* Sub-divided under the heads immediately following from 1930-31.

## No. 13—continued

## CHINA (EXCLUSIVE OF HONGKONG AND MACÃO)—continued

## IMPORTS THEREFROM—concluded

ARTICLES	QUANTITY					VALUE				
	1929-30	1930-31	1931-32	1932-33	1933-34	1929-30	1930-31	1931-32	1932-33	1933-34
<b>TEXTILES—continued</b>						R	R	R	R	R
Cotton—continued										
Manufactures—continued										
Silk yarn, noils, and warps . . . . . Lbs.	227,810	308,768	342,873	413,533	615,020	5,68,184	12,97,463	9,28,590	11,15,710	14,00,498
Goods of silk mixed with other materials Yards	158,398	170,185	576,502	882,038	1,203,319	2,15,803	1,97,987	5,13,736	6,28,560	6,94,071
Piece goods . . . . . Value	8,092,702	8,279,347	7,735,678	7,812,465	5,746,229	77,76,278	59,84,899	49,25,348	43,82,792	23,04,833
Other sorts . . . . . Value	—	—	—	—	—	19,508	14,434	20,239	25,000	7,297
Total Silk manufactures (including silk yarn, etc.) . . . . . Value	—	—	—	—	—	85,74,973	74,94,733	68,96,013	61,52,071	50,27,509
Wool—										
Manufactures—										
Yarn and knitting wool . . . . . Value	—	795	1	5,144	103	—	1,229	10	11,308	306
Carpets and floor rugs . . . . . Value	7,227	6,185	2,155	2,795	7,371	7,232	10,313	4,514	4,428	14,602
Artificial Silk—										
Piece goods of Cotton and artificial silk (a) . . . . . Yards	1,774,949	467,578	—	—	—	7,95,818	1,55,679	—	—	—
Piece goods made entirely of artificial silk . . . . . Value	—	172,477	182,847	23,857	13,400	—	40,622	37,650	11,435	6,039
Piece goods made of Cotton and artificial silk . . . . . Value	—	2,571	6,588	15,650	3,228	—	1,604	8,082	8,958	1,988
Other Sorts . . . . . Value	—	—	—	—	—	2,232	8,974	5,740	798	—
<b>TOBACCO—</b>										
Manufactured—										
Cigarettes . . . . . No.°	1,226	49,930,300	67,750,620	20,173,000	2,254,050	7,945	1,85,556	2,54,281	96,728	11,038
Other sorts . . . . . lbs.	694	264	9,950	5,759	2,001	2,266	508	7,531	6,018	2,160
Total . . . . . Value	1,920	144,156	203,728	58,323	8,280	10,211	1,86,062	2,61,812	1,02,746	13,198
<b>TOILET REQUISITES (NOT SPECIFIED ELSEWHERE) Value</b>	—	—	—	—	—	86,815	62,574	39,674	51,028	55,086
<b>Umbrellas and Umbrella Stings . . . . . Value</b>	—	—	—	—	—	3,721	1,610	35,649	23,734	900
<b>VEHICLE—</b>										
Carriages and carts not mechanically propelled (excluding railway, etc.) . . . . . Value	—	—	—	—	—	25	195	24,897	39,809	41,686
Mechanically propelled Vehicles and accessories (excluding railway Locomotives and tractors) . . . . . Value	—	—	—	—	—	12,092	1,479	2,632	4,161	1,478
<b>WOOD AND TIMBER—</b>										
Tank wood . . . . . Cubic Tons	181	—	—	—	—	31,050	—	—	—	—
Other kinds of wood and timber . . . . . Value	—	—	—	—	—	13,949	16,643	10,110	6,046	14,193
Total Wood and Timber . . . . . Value	—	—	—	—	—	44,999	16,643	10,110	6,046	14,193
<b>POSTAL ARTICLES NOT SPECIFIED</b>	—	—	—	—	—	6,77,551	5,28,691	3,43,810	1,22,852	3,02,022
<b>ALL OTHER ARTICLES OF MERCHANDISE</b>	—	—	—	—	—	1,94,629	82,367	1,22,828	87,954	91,352
<b>GRAND TOTAL</b>	—	—	—	—	—	4,09,58,074	3,38,12,719	2,78,60,512	2,94,91,217	2,22,61,866

## EXPORTS THERETO

## INDIAN MERCHANDISE

ARTICLES	QUANTITY					VALUE				
	1929-30	1930-31	1931-32	1932-33	1933-34	1929-30	1930-31	1931-32	1932-33	1933-34
<b>APPAREL (including DRAPEERY, UNIFORMS, ACCOUTREMENTS BUT excluding HOSIERY AND BOOTS AND SHOES) . . . . . Value</b>	—	—	—	—	—	7,122	15,072	4,854	9,334	3,878
<b>BUILDING AND ENGINEERING MATERIALS . . . . . Value</b>	—	—	—	—	—	—	—	380	2,205	35,330
<b>CANDLES OF ALL KINDS . . . . . Lbs.</b>	68,250	—	—	—	—	19,195	—	—	—	—
<b>COAL AND COKE—</b>										
Coal . . . . . Tons	8,348	—	—	27,520	7,809	92,242	—	—	3,09,050	51,133
<b>CORDAGE AND ROPE OF VEGETABLE FIBRE (excluding JUTE AND COTTON) . . . . . Cwts.</b>	722	49	279	898	411	17,712	1,182	5,400	10,219	9,275
<b>DRUGS AND MEDICINES (excluding CHEMICALS AND NARCOTICS) . . . . . Value</b>	—	—	—	—	—	1,262	6,205	39,840	7,862	52,006

\* Quantity recorded in number from 1930-31.  
(a) Separately shown under the sub-heads from September 1930,

No. 13—continued  
CHINA (EXCLUSIVE OF HONGKONG AND MACÃO)—continued  
EXPORTS THERETO—continued

INDIAN MERCHANDISE—continued

ARTICLES	QUANTITY					VALUE				
	1929-30	1930-31	1931-32	1932-33	1933-34	1929-30	1930-31	1931-32	1932-33	1933-34
<b>DYEING AND TANNING SUBSTANCES—</b>						R	R	R	R	R
Myrobalans . . . Cwts.	11,439	6,292	9,688	5,599	8,726	53,784	27,249	39,729	10,080	31,554
Other sorts . . . "	4	245	8	41	28	70	3,148	160	630	365
Total Dyeing and Tanning substances . . . "	11,443	6,537	9,696	5,640	8,754	53,854	30,397	40,889	11,010	31,919
<b>FISH (excluding canned fish)—</b>										
Fish, dry, unsalted . . . "	216	100	54	84	38	13,453	5,000	2,500	1,836	670
Fishmaws and sharkfins . . . "	28	48	24	--	12	7,650	8,600	4,000	--	600
Other sorts . . . "	11	--	--	--	--	700	--	--	--	--
Total Fish . . . "	254	148	78	84	48	21,803	13,600	6,500	1,836	1,270
<b>GRAIN, PULSE, AND FLOUR—</b>										
Rice, not in the husk . Tons	226,600	396,313	353,556	233,823	170,613	2,79,04,811	4,91,94,516	2,65,20,772	1,70,90,527	92,71,987
Other sorts . . . "	9	28	11	13	17	3,216	3,957	2,583	2,754	2,702
Total Grain, Pulse and Flour . . . "	226,609	396,339	353,567	233,836	170,630	2,79,08,027	4,91,98,473	2,65,23,355	1,70,90,281	92,74,689
<b>HIDES AND SKINS RAW</b> No.	--	--	--	--	16,500	6,921	3,367	2,437	4,522	10,630
JADESTONE . . . Cwts.	228	238	186	57	45	50,199	78,478	19,240	30,000	10,308
KAPOK . . . "	302	861	773	1,719	2,023	12,882	38,586	25,467	48,725	43,752
<b>LAC—</b>										
Shell . . . "	3,019	2,478	1,961	1,893	1,790	3,04,954	1,58,925	91,579	61,078	55,909
<b>LEATHER—</b>										
<b>Hides, tanned or dressed—</b>										
Oow hides . . . { Tons	177	167	136	105	43	3,22,725	1,98,560	1,67,080	1,09,047	34,350
—No.	—24,645	—21,430	—20,460	—16,030	—6,210					
Skins, tanned or dressed { Tons	8	1	--	1	--	20,936	4,750	1,000	842	--
—No.	—21,512	—6,205	—500	--	--					
Other sorts of leather Value	--	--	--	--	--	344	2,750	375	--	630
Total Leather . . . "	--	--	--	--	--	3,44,005	2,06,060	1,68,455	1,09,889	34,980
<b>METALS AND ORES—</b>										
<b>Iron or steel—</b>										
Pig Iron . . . Tons	11,753	17,527	12,742	13,499	19,258	6,49,071	6,88,727	4,51,245	4,59,039	4,37,348
Pig Lead— . . . "	--	--	--	--	--	--	--	--	--	--
Pig . . . Cwts.	10,927	10,094	6,000	7,400	8,098	1,79,280	1,56,912	83,980	92,454	--
Other kinds . . . Tons	2	--	--	--	--	1,087	96	90	--	95,548
Total Metals and Ores . . . "	12,301	18,077	13,042	13,569	19,003	7,29,438	8,46,785	5,35,324	5,52,063	5,32,974
<b>OILS . . . Gals.</b>	2,271	1,066	1,548	671	447	5,555	2,891	13,961	7,765	13,022
<b>PAINTS AND PAINTER'S MATERIALS . . . Value</b>	--	--	--	--	--	10,500	3,000	10,500	12,835	14,882
<b>PARAFFIN WAX . . . Tons</b>	2,560	7,169	4,995	3,050	1,140	11,94,175	36,56,536	23,45,000	14,51,246	4,78,800
<b>PROVISIONS AND OILMAN'S STORES—</b>										
Butter . . . Cwts.	161	58	--	7	--	17,322	5,550	--	600	--
Gbl . . . "	580	195	185	171	542	61,620	19,056	14,961	11,152	29,492
Pickles, chutnies, and condiments . . . "	458	439	246	520	524	28,096	23,441	13,358	15,840	23,215
Other sorts of provisions . . . Value	--	--	--	--	--	2,963	1,889	6,810	3,846	1,586
Total Provisions and Oilman's stores . . . "	--	--	--	--	--	1,09,410	50,536	35,119	31,438	54,293

## CHINA (EXCLUSIVE OF HONGKONG AND MACÃO)—continued

## EXPORTS THERETO—continued

## INDIAN MERCHANDISE—concluded

ARTICLES	QUANTITY					VALUE				
	1929-30	1930-31	1931-32	1932-33	1933-34	1929-30	1930-31	1931-32	1932-33	1933-34
<b>RUBBER—</b>						R	R	R	R	R
Raw . . . Lbs.	—	..	244,740	..	—	..	..	30,593	..	..
<b>TEA, BLACK . . . Lbs.</b>	12,540	1,741,886	1,202,937	7 <sup>8</sup>	221	7,864	12,63,521	6,41,366	69	111
<b>TEXTILES—</b>										
<b>Cotton—</b>										
Raw . . . Tons	101,156	103,125	77,846	23,928	60,137	9,34,31,931	7,10,84,215	4,50,25,230	1,32,75,330	3,21,89,072
Twist and yarn . . Lbs.	22,000	..	40,166	4,006	..	16,260	..	20,725	1,816	..
<b>Manufactures—</b>										
Piecegoods . . . Yards	191,663	52,664	87,965	138,822	100,043	62,418	26,272	25,827	43,438	29,797
Other sorts of manufac- tures . . . Value	—	—	—	—	—	..	190	407	..	..
<b>Total Cotton manufac- tures (including twist and yarn) . . . "</b>	—	—	—	—	—	78,618	26,462	46,959	45,254	29,797
<b>Jute—</b>										
Raw . . . Tons	6,038	7,040	6,621	6,787	7,063	18,24,028	12,96,797	12,03,582	9,97,575	9,81,442
Twist and yarn . . Lbs.	64,697	..	2,238	1,675	2,805	12,485	..	600	432	301
<b>Manufactures—</b>										
Gunny bags . . . No.	4,279,900	1,244,400	1,714,100	496,000	606,600	17,86,081	4,31,612	4,92,524	1,05,550	1,31,168
„ cloth . . . Yards	8,913,912	3,507,000	3,962,000	3,716,400	1,537,000	18,08,803	5,29,692	4,44,545	4,02,854	1,77,711
Rope and twine . . Cwts.	2,195	1,939	5,163	4,390	5,634	46,094	42,374	79,882	61,828	68,193
Other kinds . . . Value	—	—	—	—	—	1,044	365	2,059	2,765	6,785
<b>Total Jute manufactures (including twist and yarn) . . . "</b>	—	—	—	—	—	36,54,697	10,04,073	10,19,010	6,73,429	3,84,103
<b>TOBACCO—</b>										
Unmanufactured . . Lbs.	244,587	108,000	216,000	71,820	2,068	32,916	20,000	21,750	7,144	230
Others . . . . . "	47,460	505	..	453	403	8,057	621	..	395	350
<b>Total Tobacco . . . "</b>	291,997	108,505	216,000	72,273	2,631	85,973	20,621	21,750	7,539	586
<b>WOOD AND TIMBER—</b>										
<b>Wood—</b>										
Sandal wood . . . Tons	61	41	46	41	85	1,19,867	63,305	66,025	71,930	1,26,760
<b>POSTAL ARTICLES . . Value</b>	—	—	—	—	—	..	..	..	..	37,683
<b>ALL OTHER ARTICLES OF MERCHANDISE . . . "</b>	—	—	—	—	—	84,297	66,368	56,664	24,900	27,126
<b>GRAND TOTAL . . . "</b>	—	—	—	—	—	13,01,85,261	13,21,29,529	7,79,71,369	3,56,67,583	4,44,86,702



IMPORTS THEREFROM

ARTICLES	QUANTITY					VALUE.				
	1929-30	1930-31	1931-32	1932-33	1933-34	1929-30	1930-31	1931-32	1932-33	1933-34
<b>ANIMALS, LIVING—</b>						R	R	R	R	R
Horses . . . . No.	45	30	3	41	52	22,500	18,000	3,000	12,300	20,000
Other kinds . . . . "	182	10	4	8	0	1,050	2,750	470	320	580
<b>Total Animals, living . . . . "</b>	<b>227</b>	<b>40</b>	<b>7</b>	<b>49</b>	<b>52</b>	<b>23,550</b>	<b>20,750</b>	<b>3,470</b>	<b>12,620</b>	<b>20,580</b>
<b>BOOKS, PRINTED, AND PRINTED MATTER (not being STATIONERY), including MAPS AND CHARTS . Cwts.</b>	220	253	145	321	204	23,377	23,049	16,973	29,085	28,758
<b>BUILDING AND ENGINEERING MATERIALS—</b>										
Asphalt . . . . Tons	9,706	11,001	12,368	9,231	12,475	8,62,878	8,98,946	8,00,354	5,72,127	7,44,237
<b>CHEMICALS AND CHEMICAL PREPARATIONS . Value</b>	—	—	—	—	—	2,511	3,891	15,584	61,881	51,007
<b>DRUGS AND MEDICINES (excluding CHEMICALS AND NARCOTICS) . . . . "</b>	—	—	—	—	—	14,212	13,845	10,492	16,988	7,030
<b>DYEING AND TANNING SUBSTANCES . . . . "</b>	—	—	—	—	—	..	..	12,200	5,890	2,400
<b>FRUITS AND VEGETABLES—</b>										
Fresh Fruits and Vegetables . . . . "	—	—	—	—	—	54,013	80,314	68,322	15,718	1,04,448
Fruits and vegetables : dried, salted, or preserved—										
Almonds . . . . Tons	..	..	65	10	12	..	17	32,792	5,580	5,450
Other sorts . . . . "	12	10	162	74	30	5,708	3,441	44,517	15,323	13,924
<b>Total fruits and vegetables : dried, salted, or preserved . . . . "</b>	<b>12</b>	<b>10</b>	<b>228</b>	<b>84</b>	<b>51</b>	<b>5,708</b>	<b>3,458</b>	<b>77,309</b>	<b>20,903</b>	<b>19,374</b>
<b>Total Fruits and Vegetables . . . . Value</b>	—	—	—	—	—	59,721	83,772	1,45,631	36,621	1,23,822
<b>GRAIN, PULSE AND FLOUR—</b>										
Gram . . . . Tons	50	..	..	..	..	10,000	..	..	..	..
Other sorts . . . . "	9	24	..	1	..	1,020	2,500	..	240	..
<b>Total . . . . "</b>	<b>59</b>	<b>24</b>	<b>..</b>	<b>1</b>	<b>..</b>	<b>11,020</b>	<b>2,500</b>	<b>..</b>	<b>240</b>	<b>..</b>
<b>GUMS AND RESINS—</b>										
Arabic . . . . Cwts.	306	771	940	1,155	191	11,474	25,484	23,182	26,275	3,826
Other sorts . . . . "	..	194	15	25	30	..	5,065	1,764	2,940	2,168
<b>Total Gums and Resins . . . . "</b>	<b>306</b>	<b>965</b>	<b>955</b>	<b>1,180</b>	<b>221</b>	<b>11,474</b>	<b>30,549</b>	<b>24,946</b>	<b>29,215</b>	<b>5,994</b>
<b>HARDWARE (excluding OUTLETT AND ELECTRO-PLATED WARE) . Value</b>	—	—	—	—	—	3,825	12,643	613	11,372	3,545
<b>HIDES AND SKINS, RAW—</b>										
Hides, raw { Tons	..	12	..	..	..	..	13,325	..	..	..
{ =No.	..	=22,050	..	..	..					
Skins " { Tons	5	15	10	..	..	12,142	6,958	2,932	..	..
{ =No.	=25,710	=32,463	=9,840	..	..					
<b>INSTRUMENTS, APPARATUS AND APPLIANCES AND PARTS THEREOF . Value</b>	—	—	—	—	—	2,016	16,784	5,709	5,723	19,490
<b>JEWELLERY (excluding IMITATION JEWELLERY, AND PRECIOUS STONES AND PEARLS UNSET), ALSO PLATE OF GOLD AND SILVER— . . . . "</b>	—	—	—	—	—	20,843	463	2,000	60	7,816
<b>MACHINERY AND MILLWORK . . . . "</b>	—	—	—	—	—	10,332	1,510	6,574	6,076	3,904
<b>MANURES . . . . Tons.</b>	475	150	139	1,504	772	85,794	10,540	14,909	1,54,681	88,823
<b>OILS—</b>										
Mineral—										
Fuel oils . . . . Gals.	..	152,038	67,801	40,075	..	..	51,519	22,748	11,605	..

No. 13—continued  
EGYPT—continued  
IMPORTS THEREFROM—continued

ARTICLES	QUANTITY					VALUE				
	1929-30	1930-31	1931-32	1932-33	1933-34	1929-30	1930-31	1931-32	1932-33	1933-34
						R	R	R	R	R
PRECIOUS STONES AND PEARLS, UNSET . . . Value	—	—	—	—	—	401	40,000	..	..	..
PROVISIONS AND OILMAN'S STORES . . . . .	—	—	—	—	—	6,579	15,233	6,949	4,437	1,102
SALT . . . . . Tons	104,879	134,631	15,305	39,376	10,552	20,64,875	21,03,061	2,28,000	5,79,803	1,45,457
TEXTILES—										
Cotton—										
Raw . . . . .	511	21,343	14,850	9,185	6,008	7,99,766	2,10,71,931	1,31,02,203	77,93,690	53,30,050
Jute—										
Manufactures—										
Gunny bags . . . No.	750	..	100,250	..	..	551	..	10,130	..	..
Wool—										
Woolen manufactures, Value	—	—	—	—	—	12,434	715	2,317	834	1,747
TOBACCO—										
Unmanufactured . . . Lbs.	3,718	3,344	3,073	7,375	2,366	17,431	12,756	5,197	16,418	9,282
Manufactured—										
Cigarettes* { Lbs. } { =No. }	5,895	{ 4,212 -1,692,985 6	{ 9,446 -3,807,277 ..	{ 3,775 -1,414,968 ..	{ 2,999 -1,164,334 ..	60,521	44,038	62,540	32,346	32,423
Other sorts . . . Lbs.	..	..	..	..	..	..	37	..	..	..
Total Tobacco . . .	14,413	12,561	12,524	11,150	5,805	78,002	56,891	67,735	48,764	41,705
VEHICLES, excluding LOCOMOTIVES, ETC., FOR RAILWAYS—										
Mechanically propelled vehicles (excluding railway locomotives and tractors) . . . value	—	—	—	—	—	41,544	43,830	33,435	21,046	52,327
POSTAL ARTICLES NOT SPECIFIED . . . . .	—	—	—	—	—	2,61,169	1,10,311	61,311	31,192	42,332
ALL OTHER ARTICLES OF MERCHANDISE . . . . .	—	—	—	—	—	54,367	52,709	30,941	1,37,385	31,384
GRAND TOTAL . . . . .	—	—	—	—	—	44,13,987	2,53,85,415	1,47,02,287	95,65,246	67,80,590

EXPORTS THERETO  
INDIAN MERCHANDISE

ARTICLES	QUANTITY					VALUE				
	1929-30	1930-31	1931-32	1932-33	1933-34	1929-30	1930-31	1931-32	1932-33	1933-34
						R	R	R	R	R
APPAREL (including DRAPERY, UNIFORMS, ACCOUTREMENTS BUT excluding HOSIERY AND BOOTS AND SHOES) . . . Value	—	—	—	—	—	22,465	23,170	31,900	31,002	40,103
BOOTS AND SHOES . . . Pairs	3,212	134	..	..	..	19,140	400	..	..	..
BONES FOR MANUFACTURING PURPOSES . . . Tons	..	..	1,275	..	..	..	..	1,52,258	..	..
COIR, MANUFACTURED (excluding ROPE) . . .	..	52	..	3	18	..	21,102	820	2,365	7,121
DRUGS AND MEDICINES (excluding CHEMICALS AND NARCOTICS) . . . Value	—	—	—	—	—	10,155	34,152	18,096	19,206	21,209
DYING AND TANNING SUBSTANCES—										
Indigo . . . . . Cwts.	107	34	8	13	21	27,455	7,907	1,630	2,735	3,910
Turmeric . . . . .	740	1,064	399	962	326	14,440	19,051	6,530	18,392	9,047
Other sorts . . . . .	3,058	2,025	1,874	2,051	2,931	45,114	36,006	27,513	27,909	21,183
Total Dyeing and Tanning substances . . .	3,905	3,123	2,281	3,026	3,778	87,009	64,214	34,673	49,096	35,040
FODDER, BRAN, AND POLLARDS (excluding OIL CAKE) . . . Tons	195	565	1	..	..	16,000	46,514	34	..	..
FRUITS AND VEGETABLES—										
Fruits and vegetables: dried, salted, or preserved, all sorts . . .	856	901	466	612	637	1,78,323	1,51,277	65,040	95,166	89,515

\* Quantity in number recorded from 1930-31.





No. 13—continued  
EGYPT—continued  
EXPORTS THERE TO—continued

INDIAN MERCHANDISE—continued

ARTICLES	QUANTITY					VALUE				
	1929-30	1930-31	1931-32	1932-33	1933-34	1929-30	1930-31	1931-32	1932-33	1933-34
						₹	₹	₹	₹	₹
<b>SEEDS—contd.</b>										
<b>Oil-seeds—contd.</b>										
<b>Non-essential—</b>										
Castor . . . Tons	296	..	1,063	..	50	73,584	..	1,28,406	..	4,875
Cotton . . . "	..	..	..	..	1,500	..	..	..	..	82,600
Groundnuts . . . "	6,466	76	592	3,020	1,016	20,44,078	20,105	1,24,927	4,88,433	2,41,415
Linseed . . . "	13,478	68,045	12,788	1,028	38	30,82,424	1,36,99,104	14,53,745	1,16,610	4,386
Sesamum (til or jinjili) . . . "	57	131	160	2,763	3,273	21,960	26,000	44,380	5,30,524	4,68,184
Tea . . . "	25	106	169	..	..	36,075	1,59,837	1,76,086	..	..
Other sorts . . . "	30	2	1	..	4	9,555	1,550	400	150	1,440
Total Seeds, Non-Essential . . . "	20,362	69,260	14,773	6,817	6,781	62,67,676	1,38,06,706	19,27,892	11,36,717	8,02,740
Other than oil-seeds . . . "	..	2	5	3	..	360	1,235	487	870	105
Total Seeds . . . "	20,363	69,265	14,778	6,820	6,781	62,75,061	1,38,09,661	19,29,871	11,40,061	8,38,327
<b>SPICES—</b>										
Cardamoms . . . Cwts.	295	349	108	314	101	62,528	62,677	15,850	48,500	14,183
Ginger . . . "	273	1,311	916	1,187	822	13,000	48,963	27,377	32,960	16,010
Pepper . . . "	6,303	5,297	5,007	3,225	2,289	5,54,392	3,29,818	2,86,155	1,07,415	1,05,001
Other sorts . . . "	27	52	8	321	12	967	1,578	190	4,640	267
Total Spices . . . "	6,988	7,009	6,039	5,047	3,224	6,30,847	4,48,086	3,20,572	2,58,686	1,35,470
TEA, BLACK . . . Lbs.	5,666,770	3,567,430	3,273,851	2,002,275	2,260,879	36,60,078	21,66,282	14,70,967	8,46,373	7,35,384
<b>TEXTILES—</b>										
<b>Cotton—</b>										
Raw . . . Tons	..	537	..	..	4	..	2,86,300	..	..	5,000
Waste . . . Cwt.	..	80	..	492	938	..	2,250	..	9,480	16,820
Twist and yarn . . . Lbs.	1,588,400	3,980,623	2,409,340	528,671	262,140	37,11,853	26,54,505	13,35,683	2,67,632	1,46,022
<b>Manufactures—</b>										
<b>Piece goods—</b>										
Grey (unbleached) Yards	679,800	474,300	437,400	..	..	1,02,570	88,920	71,580	..	..
White (bleached) . . . "	..	982	210	..	..	..	439	47	..	..
Coloured, printed, or dyed . . . "	51,340	30,347	7,860	3,341	3,600	21,250	8,826	3,121	788	600
Total Piece goods . . . "	731,140	505,629	445,470	3,341	3,600	1,83,820	93,185	74,754	788	600
Other sorts of manufactures . . . Value	—	—	—	—	—	983	3,849	8,500	2,800	1,000
Total Cotton manufactures (including twist and yarn) . . . "	—	—	—	—	—	38,90,656	27,51,539	14,13,017	2,71,310	1,47,622
Jute—										
Raw . . . Tons	16,742	15,047	8,844	5,401	8,400	55,83,099	31,19,281	14,71,194	8,76,709	12,18,010
<b>Manufactures—</b>										
Gunny bags . . . No.	19,028,800	17,027,250	14,290,465	12,818,450	17,477,750	89,34,361	66,31,493	46,75,362	34,76,828	51,74,558
cloth . . . Yards	5,634,000	3,781,000	6,860,000	6,568,500	11,355,059	11,77,454	5,24,883	8,83,220	8,22,840	12,50,450
Other sorts . . . Value	—	—	—	—	—	2,044	1,492	661	..	137
Total Jute manufactures (including twist and yarn) . . . Value	—	—	—	—	—	1,01,13,859	71,67,868	54,59,243	42,99,668	64,25,145
Wool, Raw . . . Lbs.	480	..	42,401	..	..	1,200	..	25,230	..	..
<b>Wool Manufactures—</b>										
Carpets and floor-rugs Lbs.	21,761	1,806	364	4,100	330	30,334	3,365	670	9,750	8,000
Other sorts . . . Value	—	—	—	—	—	850	..	..	1,380	..
Total Woolen manufactures . . . "	—	—	—	—	—	30,684	3,365	670	11,130	8,000

No. 13—continued

EGYPT—continued

EXPORTS THERETO—continued

## INDIAN MERCHANDISE—concluded

ARTICLES	QUANTITY					VALUE				
	1929-30	1930-31	1931-32	1932-33	1933-34	1929-30	1930-31	1931-32	1932-33	1933-34
WOOD AND TIMBER—						R	R	R	R	£
Timber, other than railway sleepers—										
Teakwood .Cubic Tons	411	185	20	67	219	1,23,285	55,806	5,609	16,611	52,900
Sandal wood . "	5	2	5	9	9	6,840	3,410	5,408	8,725	11,705
Other kinds of wood and timber Value	—	—	—	—	—	2,180	2,487	2,100	2,487	1,007
Total Wood and Timber "	—	—	—	—	—	1,32,265	61,703	13,297	27,823	65,708
POSTAL ARTICLES . . "	—	—	—	—	—	3,59,937	3,48,848	1,91,177	2,50,435	1,16,347
ALL OTHER ARTICLES OF MERCHANDISE . . "	—	—	—	—	—	1,70,691	90,787	63,133	38,693	64,726
GRAND TOTAL "	—	—	—	—	—	3,88,62,490	3,51,67,319	1,90,57,969	1,08,60,842	1,16,27,181

## FOREIGN MERCHANDISE

ARTICLES	QUANTITY					VALUE				
	1929-30	1930-31	1931-32	1932-33	1933-34	1929-30	1930-31	1931-32	1932-33	1933-34
ANIMALS LIVING—						R	R	R	R	£
Horses . . . . No.	..	..	..	2	32	..	..	..	2,000	32,000
Other kinds . . . "	..	..	..	..	698	..	..	..	..	1,23,630
APPAREL (including DRAPEBY, UNIFORMS, AND ACCOUTREMENTS, BUT excluding HOSIERY AND BOOTS AND SHOES) . . . Value	—	—	—	—	—	17,615	14,722	21,800	18,664	8,801
CANES AND BATTANS . Cwts.	324	496	309	456	629	14,470	20,720	10,555	17,430	20,570
Coffee other than roasted or ground . . Cwts.	187	..	..	..	..	10,865	..	..	..	..
FRUITS AND VEGETABLES—										
Fruits and vegetables dried, salted, or preserved . . Tons	321	158	384	..	336	1,90,992	1,05,813	1,90,644	38,698	1,00,707
MACHINERY AND MILL-WORK . . . Value	—	—	—	—	—	..	16,093	31,271	1,102	1,776
MATCHES. . . Gross of boxes	32,200	..	..	..	..	65,244	..	..	..	..
SPICES . . . Cwts.	426	581	692	1,054	1,294	9,905	29,022	24,553	44,049	41,764
TEXTILES—										
Cotton—										
Twist and yarn . lbs.	..	900	604	26,700	15,700	..	980	2,300	22,178	15,103
Manufactures—										
Piece-goods—										
Gray (unbleached) Yards	..	..	59,400	..	500	..	..	12,450	..	120
White (bleached) "	8,000	718	..	30,000	..	1,600	449	..	6,050	..
Coloured, printed, or dyed . . "	..	3,821	..	..	..	..	1,881	..	..	..
Total piece-goods "	8,000	4,539	59,400	30,000	500	1,600	2,330	12,450	6,050	120
Other sorts . Value	—	—	—	—	—	120	1,500	..	..	..
Total Cotton manufactures (including twist and yarn) "	—	—	—	—	—	1,720	4,820	15,250	28,225	15,222
SILK—										
Manufactures—										
Silk piece-goods . Yards	..	..	..	25	42,750	..	..	..	34	28,650
Other sorts . . "	..	..	..	..	80	1,500	..	100	..	1,600
Woolen Manufactures "	—	—	—	—	—	1,77,851	1,00,408	52,688	54,111	88,830

No. 13—continued

EGYPT—concluded

EXPORTS THERETO—concluded

## FOREIGN MERCHANDISE—continued

ARTICLES	QUANTITY					VALUE				
	1929-30	1930-31	1931-32	1932-33	1933-34	1929-30	1930-31	1931-32	1932-33	1933-34
						R	R	R	R	R
VEHICLES (including LOCOMOTIVES FOR RAILWAYS, ETC.) . Value	—	—	—	—	—	8,786	9,820	13,130	9,754	2,900
POSTAL ARTICLES . . . . .	—	—	—	—	—	38,011	39,612	23,008	38,112	14,096
ALL OTHER ARTICLES OF MERCHANDISE . . . . .	—	—	—	—	—	64,172	80,890	85,498	23,916	53,554
GRAND TOTAL . . . . .	—	—	—	—	—	5,97,130	4,21,420	4,24,482	2,76,096	5,34,280
GRAND TOTAL OF INDIAN AND FOREIGN MERCHANDISE . . . . .	—	—	—	—	—	8,04,59,620	8,55,88,729	1,04,82,451	1,11,65,937	1,20,01,461

## TRIPOLI (LIBYA)

IMPORTS THEREFROM

ARTICLES	QUANTITY					VALUE				
	1929-30	1930-31	1931-32	1932-33	1933-34	1929-30	1930-31	1931-32	1932-33	1933-34
						R	R	R	R	R
TOTAL VALUE . . . . .	—	—	—	—	—	..	439	3	..	8,912

EXPORTS THERETO

## INDIAN MERCHANDISE

ARTICLES	QUANTITY					VALUE				
	1929-30	1930-31	1931-32	1932-33	1933-34	1929-30	1930-31	1931-32	1932-33	1933-34
						R	R	R	R	R
HIDES AND SKINS, RAW { tons =No. } . . . . .	3 =250	3 =250	42 =1,031	2 =450	.. ..	2,300	1,574	14,978	462	..
TEA . . . . . Lbs.	25,625	3,750	6,250	..	3,700	20,465	2,812	3,125	..	4,427
TEXTILES— COTTON— Twist and yarn . . . . .	13,651	800	63,200	48,000	29,600	9,976	857	34,800	23,250	14,800
Jute manufactures— Gunny bags . . . . . No.	..	7,200	33,000	45,000	20,000	..	2,788	11,100	6,800	2,550
ALL OTHER ARTICLES OF MERCHANDISE . . . . . Value	—	—	—	—	—	10,945	735	12,694	21,513	17,773
GRAND TOTAL . . . . .	—	—	—	—	—	43,686	3,266	76,697	51,525	39,550

TRIPOLI (LIBYA)—continued

EXPORTS THERETO—continued

FOREIGN MERCHANDISE										
ARTICLES	QUANTITY					VALUE				
	1929-30	1930-31	1931-32	1932-33	1933-34	1929-30	1930-31	1931-32	1932-33	1933-34
TOTAL VALUE	—	—	—	—	—	R 3,010	R ..	R 2,250	R ..	R 2,000
GRAND TOTAL OF INDIAN AND FOREIGN MERCHANDISE Value	—	—	—	—	—	40,600	8,200	78,947	61,525	42,150

TUNIS

IMPORTS THEREFROM

ARTICLES	QUANTITY					VALUE				
	1929-30	1930-31	1931-32	1932-33	1933-34	1929-30	1930-31	1931-32	1932-33	1933-34
TOTAL VALUE	—	—	—	—	—	R ..	R 324	R ..	R ..	R ..

EXPORTS THERETO

INDIAN MERCHANDISE

ARTICLES	QUANTITY					VALUE				
	1929-30	1930-31	1931-32	1932-33	1933-34	1929-30	1930-31	1931-32	1932-33	1933-34
APPAREL (excluding HOSIERY AND BOOTS AND SHOES) Value	—	—	—	—	—	R ..	R ..	R ..	R 10,005	R ..
TEXTILES—										
COTTON—										
Twist and yarn Lbs.	48,000	..	..	..	..	24,000	..	..	..	..
Jute manufactures (including twist and yarn) Value	—	—	—	—	—	19,847	50,092	5,527	550	..
SILK—										
MANUFACTURES—										
Goods of silk mixed with other materials Yards	..	..	..	1,100	11,121	..	..	..	3,800	26,350
Silk piece-goods "	..	..	..	5,485	..	..	..	..	11,000	..
ALL OTHER ARTICLES OF MERCHANDISE Value	—	—	—	—	—	15,464	0,010	3,800	9,358	5,987
GRAND TOTAL	—	—	—	—	—	59,811	69,602	9,427	34,713	32,337

No. 13—continued

TUNIS—continued

EXPORTS THERETO—continued

## FOREIGN MERCHANDISE

ARTICLES	QUANTITY					VALUE				
	1929-30	1930-31	1931-32	1932-33	1933-34	1929-30	1930-31	1931-32	1932-33	1933-34
TOTAL VALUE	—	—	—	—	—	R 6,800	R 400	R 150	R 6,400	R 2,000
GRAND TOTAL OF INDIAN AND FOREIGN MERCHANDISE . . . Value	—	—	—	—	—	66,111	70,002	9,577	41,113	34,937

## ALGERIA

IMPORTS THEREFROM

ARTICLES	QUANTITY					VALUE				
	1929-30	1930-31	1931-32	1932-33	1933-34	1929-30	1930-31	1931-32	1932-33	1933-34
TOTAL VALUE	—	—	—	—	—	R 550	R 797	R —	R —	R —

EXPORTS THERETO

## INDIAN MERCHANDISE

ARTICLES	QUANTITY					VALUE				
	1929-30	1930-31	1931-32	1932-33	1933-34	1929-30	1930-31	1931-32	1932-33	1933-34
COFFEE . . . Cwts.	30	286	318	570	390	R 2,383	R 17,089	R 19,080	R 37,980	R 32,800
ALL OTHER ARTICLES OF MERCHANDISE . . . Value	—	—	—	—	—	365	2,940	40	1,250	2,780
GRAND TOTAL . . .	—	—	—	—	—	2,748	20,029	19,120	39,230	25,580

## FOREIGN MERCHANDISE

ARTICLES	QUANTITY					VALUE				
	1929-30	1930-31	1931-32	1932-33	1933-34	1929-30	1930-31	1931-32	1932-33	1933-34
TOTAL VALUE . . .	—	—	—	—	—	R 2,580	R —	R —	R —	R —
GRAND TOTAL OF INDIAN AND FOREIGN MERCHANDISE . . . Value	—	—	—	—	—	6,328	20,029	19,120	39,230	25,580

## MOROCCO (SPANISH, FRENCH AND TANGIER)

IMPORTS THEREFROM

ARTICLES	QUANTITY					VALUE				
	1929-30	1930-31	1931-32	1932-33	1933-34	1929-30	1930-31	1931-32	1932-33	1933-34
SEEDS . . . Tons	117	..	..	..	..	R 79,678	R ..	R ..	R ..	R ..
ALL OTHER ARTICLES OF MERCHANDISE . . . Value	—	—	—	—	—	8,000	..	..	..	..
GRAND TOTAL . . .	—	—	—	—	—	82,678	..	..	..	..

MOROCCO (SPANISH, FRENCH AND TANGIER)—continued

EXPORTS THERETO

ARTICLES	QUANTITY					VALUE				
	1929-30	1930-31	1931-32	1932-33	1933-34	1929-30	1930-31	1931-32	1932-33	1933-34
						R	R	R	R	R
DYEING AND TANNING SUB- STANCES . . . . . Cwts.	..	..	..	..	1,162	..	..	..	..	13,923
SPICES . . . . . "	282	..	187	575	150	25,424	..	7,500	20,750	5,160
TEXTILES— Jute— Manufactures— Gunny bags . . . . . No	1,574,100	728,000	564,700	470,900	639,300	5,76,452	1,88,012	1,30,047	1,21,209	1,57,388
ALL OTHER ARTICLES OF MERCHANDISE . . . . . Value	—	—	—	—	—	7,635	6,522	3,510	4,100	7,090
GRAND TOTAL . . . . . "	—	—	—	—	—	6,08,511	1,94,534	1,47,057	1,46,155	1,83,548

FOREIGN MERCHANDISE

ARTICLES	QUANTITY					VALUE				
	1929-30	1930-31	1931-32	1932-33	1933-34	1929-30	1930-31	1931-32	1932-33	1933-34
						R	R	R	R	R
TOTAL VALUE . . . . .	—	—	—	—	—	2,850	500	..	..	100
GRAND TOTAL OF INDIAN AND FOREIGN MER- CHANDISE . . . . . Value	—	—	—	—	—	6,06,361	1,95,034	1,47,057	1,46,155	1,83,648

CANARY ISLANDS

IMPORTS THEREFROM

ARTICLES	QUANTITY					VALUE				
	1929-30	1930-31	1931-32	1932-33	1933-34	1929-30	1930-31	1931-32	1932-33	1933-34
						R	R	R	R	R
DYEING AND TANNING SUB- STANCES— Cochineal . . . . . Cwts.	48	46	160	295	192	11,865	8,318	22,918	34,791	19,877
All other Articles of Mer- chandise . . . . . Value	—	—	—	—	—	..	..	..	..	172
TOTAL VALUE . . . . .	—	—	—	—	—	11,865	8,318	22,918	34,791	19,549

EXPORTS THERETO

INDIAN MERCHANDISE

ARTICLES	QUANTITY					VALUE				
	1929-30	1930-31	1931-32	1932-33	1933-34	1929-30	1930-31	1931-32	1932-33	1933-34
						R	R	R	R	R
TOTAL VALUE . . . . .	—	—	—	—	—	..	..	508	11,805	9,918

FOREIGN MERCHANDISE

ARTICLES	QUANTITY					VALUE				
	1929-30	1930-31	1931-32	1932-33	1933-34	1929-30	1930-31	1931-32	1932-33	1933-34
						R	R	R	R	R
TOTAL VALUE . . . . .	—	—	—	—	—	..	..	..	..	175

GOLD COAST (including BRITISH MANDATED TERRITORY OF TOGOLAND)

IMPORTS THEREFROM

Nil.

No. 13—continued

## GOLD COAST (including BRITISH MANDATED TERRITORY OF TOGOLAND)—continued

## EXPORTS THERETO

## INDIAN MERCHANDISE

ARTICLES	QUANTITY					VALUE				
	1929-30	1930-31	1931-32	1932-33	1933-34	1929-30	1930-31	1931-32	1932-33	1933-34
GRAIN, PULSE AND FLOUR— Rice not in the husk . . . Tons	..	418	1,709	200	25	£	£ 28,966	£ 1,08,348	£ 10,638	£ 1,483
TEXTILES— Jute— Manufactures— Gunny bags . . . No.	954,620	1,609,200	1,729,400	2,477,460	3,243,350	4,54,882	6,19,658	4,95,473	6,92,566	8,80,602
ALL OTHER ARTICLES OF MERCHANDISE . . . Value	—	—	—	—	—	1,342	2,350	616	4,754	6,275
GRAND TOTAL . . .	—	—	—	—	—	4,56,224	6,50,974	6,04,432	7,07,922	8,88,460

## FOREIGN MERCHANDISE

ARTICLES	QUANTITY					VALUE				
	1929-30	1930-31	1931-32	1932-33	1933-34	1929-30	1930-31	1931-32	1932-33	1933-34
TOTAL VALUE . . .	—	—	—	—	—	£	£ 482	£	£ 483	£ 6,760
GRAND TOTAL OF INDIAN AND FOREIGN MER- CHANDISE . . . Value	—	—	—	—	—	4,56,224	6,51,466	6,04,432	7,08,405	8,95,210

## NIGERIA (including BRITISH MANDATED TERRITORY OF CAMEROONS)

## IMPORTS THEREFROM

Nil

## EXPORTS THERETO

## INDIAN MERCHANDISE

ARTICLES	QUANTITY					VALUE				
	1929-30	1930-31	1931-32	1932-33	1933-34	1929-30	1930-31	1931-32	1932-33	1933-34
GRAIN, PULSE AND FLOUR— Rice not in the husk . . . Tons	..	1,700	581	778	61	£	£ 1,19,318	£ 41,733	£ 51,963	£ 3,986
TEXTILES— Cotton— Manufactures— Handkerchiefs and shawls in the piece . . . No.	259,096	411,064	1,162,844	1,111,344	1,512,026	2,08,074	2,92,737	6,28,500	6,73,278	5,17,657
Jute— Manufactures— Gunny bags . . . "	26,100	1,884,900	2,386,900	3,304,800	4,615,150	8,615	6,27,865	5,79,036	8,10,506	11,33,346
ALL OTHER ARTICLES OF MERCHANDISE . . . Value	—	—	—	—	—	5,907	3,482	2,294	21,908	7,671
GRAND TOTAL . . .	—	—	—	—	—	2,17,596	10,48,402	12,51,568	15,67,660	16,62,660

## FOREIGN MERCHANDISE

ARTICLES	QUANTITY					VALUE				
	1929-30	1930-31	1931-32	1932-33	1933-34	1929-30	1930-31	1931-32	1932-33	1933-34
TOTAL VALUE . . .	—	—	—	—	—	£	£ 1,600	£ 440	£ 4,817	£ 750
GRAND TOTAL OF INDIAN AND FOREIGN MER- CHANDISE . . . Value	—	—	—	—	—	2,20,896	10,45,002	12,52,008	15,62,467	16,03,410



BELGIAN CONGO  
WEST AFRICA  
PROTECTORATE OF SOUTH WEST AFRICA

( 490 )

No. 13—continued

BELGIAN CONGO (including RUANDA URUNDI)

IMPORTS THEREFROM

ARTICLES	QUANTITY					VALUE				
	1929-30	1930-31	1931-32	1932-33	1933-34	1929-30	1930-31	1931-32	1932-33	1933-34
TOTAL VALUE . . .	—	—	—	—	—	R 802	R ..	R 5	R ..	R 1,400

EXPORTS THERETO

INDIAN MERCHANDISE

ARTICLES	QUANTITY					VALUE				
	1929-30	1930-31	1931-32	1932-33	1933-34	1929-30	1930-31	1931-32	1932-33	1933-34
TOTAL VALUE . . .	—	—	—	—	—	R ..	R ..	R 17,000	R ..	R ..

FOREIGN MERCHANDISE

Nil.

BRITISH, FRENCH, SPANISH, AND PORTUGUESE POSSESSIONS IN WEST AFRICA, FROM CAPE BLANCO TO ANGOLA (BENGUELA), including ST. HELENA

IMPORTS THEREFROM

ARTICLES	QUANTITY					VALUE				
	1929-30	1930-31	1931-32	1932-33	1933-34	1929-30	1930-31	1931-32	1932-33	1933-34
TOTAL VALUE . . .	—	—	—	—	—	R 908	R ..	R 10	R ..	R 80

EXPORTS THERETO

INDIAN MERCHANDISE

ARTICLES	QUANTITY					VALUE				
	1929-30	1930-31	1931-32	1932-33	1933-34	1929-30	1930-31	1931-32	1932-33	1933-34
GRAIN, PULSES AND FLOUR— Rice not in the husk . Tons	..	2,409	..	400	776	R ..	R 2,29,075	R ..	R 19,707	R 41,248
TEXTILES— Cotton manufactures (including twist and yarn) Value	—	—	—	—	—	17,167	2,880	8,768	1,10,613	96,204
Jute manufactures— Gunny bags . . . . . No.	1,891,625	1,665,460	1,820,778	2,291,750	3,494,574	7,49,308	5,82,328	5,63,228	6,44,055	8,77,389
Gunny cloth . . . . . Yards	102,000	10,000	5,000	63,000	85,000	17,977	1,375	660	6,590	8,200
ALL OTHER ARTICLES OF MERCHANDISE Value	—	—	—	—	—	685	8,777	3,415	34,500	8,913
GRAND TOTAL . . . . .	—	—	—	—	—	7,85,227	8,24,486	5,76,061	8,15,365	10,32,014

FOREIGN MERCHANDISE

Nil.

PROTECTORATE OF SOUTH WEST AFRICA.

IMPORTS THEREFROM

Nil.

EXPORTS THERETO

INDIAN MERCHANDISE

ARTICLES	QUANTITY					VALUE				
	1929-30	1930-31	1931-32	1932-33	1933-34	1929-30	1930-31	1931-32	1932-33	1933-34
TOTAL VALUE . . .	—	—	—	—	—	R 4,344	R 17,527	R ..	R ..	R 500

FOREIGN MERCHANDISE

ARTICLES	QUANTITY					VALUE				
	1929-30	1930-31	1931-32	1932-33	1933-34	1929-30	1930-31	1931-32	1932-33	1933-34
TOTAL VALUE . . . . .	—	—	—	—	—	R ..	R ..	R ..	R ..	R 50
GRAND TOTAL OF INDIAN AND FOREIGN MERCHANDISE . . . . .	—	—	—	—	—	4,344	17,527	..	..	550

No. 13 - continued

## UNION OF SOUTH AFRICA

## IMPORTS THEREFROM

ARTICLES	QUANTITY					VALUE				
	1929-30	1930-31	1931-32	1932-33	1933-34	1929-30	1930-31	1931-32	1932-33	1933-34
APPAREL (excluding HOSIERY AND BOOTS AND SHOES) . . . Value	—	—	—	—	—	R 16,205	R 5,948	R 4,280	R 3,531	R 2,072
CHEMICALS AND CHEMICAL PREPARATIONS (excluding CHEMICAL MANURES AND MEDICINES) . . . "	—	—	—	—	—	20,016	56,665	45,989	37,788	24,304
COAL AND COKE—										
Coal . . . . Tons	107,404	121,533	23,241	13,516	35,770	36,86,747	21,51,554	3,99,949	2,02,978	5,10,817
Coke . . . . "	9,180	13,020	9,844	49,803	17,708	2,82,203	4,60,617	2,17,382	2,47,120	3,67,468
Total Coal and Coke . . "	206,584	139,553	33,085	24,319	53,478	38,99,010	26,18,171	6,17,331	4,50,098	8,84,275
DYEING AND TANNING SUBSTANCES—										
Barks for tanning . . Cwts.	258,135	203,201	213,935	193,347	260,404	18,74,540	13,96,390	12,89,398	11,68,169	13,96,004
Other sorts (including lac dye) . . Value	—	—	—	—	—	10,090	936	295	50	1,940
Total Dyeing and Tanning substances . . "	—	—	—	—	—	18,84,636	13,97,326	12,89,693	11,68,229	13,97,944
FRUITS AND VEGETABLES . . "	—	—	—	—	—	33,175	31,984	28,478	30,948	40,260
HIDES AND SKINS, RAW { Tons } { =No. }	..	12 =1,650	..	..	8	..	10,492	..	..	1,015
INSTRUMENTS, APPARATUS AND APPLIANCES AND PARTS THEREOF . . . Value	—	—	—	—	—	4,991	13,214	2,228	2,732	3,440
PRECIOUS STONES AND PEARLS, GEMST . . . . "	—	—	—	—	—	1,468	14,813	40,214	..	965
PROVISIONS AND OILMAN'S STORES (including FISH AND FRUITS AND VEGETABLES, CANNED OR BUTTERED) . . "	—	—	—	—	—	40,008	31,193	39,028	29,283	31,477

UNION OF SOUTH AFRICA—continued

IMPORTS THEREFROM—continued

ARTICLES	QUANTITY					VALUE				
	1929-30	1930-31	1931-32	1932-33	1933-34	1929-30	1930-31	1931-32	1932-33	1933-34
TEXTILES—						R	R	R	R	R
Cotton—										
Raw . . . . . Tons	..	..	..	..	81	..	60	62	4	74,980
Manufactures—										
Piecegoods—										
Coloured, printed or dyed . . . . . Yards	17,442	6,118	5,312	4,284	2,272	15,127	5,010	5,156	4,218	2,272
POSTAL ARTICLES NOT SPECIFIED . . . . . Value	—	—	—	—	—	55,708	52,287	54,718	35,406	30,550
ALL OTHER ARTICLES OF MERCHANDISE . . . . . "	—	—	—	—	—	1,13,929	1,08,430	58,087	1,40,378	97,802
GRAND TOTAL . . . . .	—	—	—	—	—	60,80,733	43,45,594	21,89,417	19,02,014	25,92,832

EXPORTS THERETO

INDIAN MERCHANDISE

ARTICLES	QUANTITY					VALUE				
	1929-30	1930-31	1931-32	1932-33	1933-34	1929-30	1930-31	1931-32	1932-33	1933-34
APPAREL (including DRAPERY, UNIFORMS, ACCOUTREMENTS, BUT excluding HOSIERY AND BOOTS AND SHOES) . . . . . Value	—	—	—	—	—	8,07,925	4,98,708	5,06,500	3,97,423	5,54,448
COIR, MANUFACTURED (excluding ROPE) . . . . . Tons	291	511	292	256	526	82,257	1,53,532	69,392	40,662	1,01,275
DRUGS AND MEDICINES (excluding CHEMICALS AND NARCOTICS) . . . . . Value	—	—	—	—	—	18,933	19,290	15,475	17,092	20,720
DYEING AND TANNING SUBSTANCES—										
Myrobalans . . . . . Cwts.	1,908	1,443	1,221	1,720	1,480	15,971	12,130	9,033	10,283	8,451
Myrobalan extracts . . . . . "	2,442	1,040	..	900	1,502	34,214	13,525	..	9,801	15,085
Turmeric . . . . . "	2,637	3,118	3,319	2,589	4,021	1,08,290	86,470	78,670	53,427	65,730
Other sorts . . . . . "	23	1	5	..	8	1,231	20	120	266	183
Total Dyeing and Tanning substances . . . . . "	7,055	5,602	4,545	5,209	7,011	1,57,715	1,12,145	87,823	73,797	89,390
FISH (excluding CANNED FISH)—										
Fish, dry, unsalted . . . . . Cwts.	988	1,035	805	665	1,150	45,368	42,796	26,938	19,071	29,798
FRUITS AND VEGETABLES—										
Fruits and vegetables: dried, salted, or preserved, all sorts . . . . . Tons	316	232	211	149	210	39,854	27,681	23,213	18,144	17,158
GRAIN, PULSE AND FLOUR—										
Pulse—										
Beans . . . . . "	38	8	9	131	433	7,528	2,678	2,666	25,518	66,604
Gram . . . . . "	156	134	151	177	179	52,001	41,168	41,530	35,178	33,116
Lentils . . . . . "	141	191	191	129	221	36,587	85,428	27,491	18,103	28,905
Other sorts . . . . . "	1,716	1,586	1,459	1,467	1,337	3,91,563	2,91,042	2,60,216	2,35,200	1,66,637
Total Pulse . . . . . "	2,051	1,919	1,810	1,904	2,170	4,87,679	3,70,316	3,31,842	3,14,008	2,95,262
Rice not in the husk . . . . . "	25,070	20,070	26,956	24,775	25,344	45,49,250	41,81,000	30,48,202	25,83,481	21,38,251
Other sorts . . . . . "	187	234	143	135	175	44,906	50,362	36,657	25,277	28,076
Total Grain, Pulse and Flour . . . . . "	27,308	31,223	28,909	26,814	27,689	50,81,835	46,02,578	34,16,701	29,22,766	24,61,589
INSTRUMENTS, APPARATUS, AND APPLIANCES AND PARTS THEREOF . . . . . Value	—	—	—	—	—	49,502	49,214	37,540	15,101	36,793
KAPOK . . . . . Cwts.	1,914	2,008	660	685	692	95,047	79,587	20,681	21,113	17,530
LAG—										
Button . . . . . "	106	110	61	81	225	12,840	9,050	3,356	2,639	7,989
Shell . . . . . "	621	946	321	562	517	76,916	48,024	14,529	19,551	19,960
Total Lag . . . . . "	727	1,056	382	643	742	89,756	57,074	17,885	22,190	27,949

## No. 13—continued

## UNION OF SOUTH AFRICA—continued

## EXPORTS THERETO—continued

## INDIAN MERCHANDISE—continued

ARTICLES	QUANTITY					VALUE				
	1929-30	1930-31	1931-32	1932-33	1933-34	1929-30	1930-31	1931-32	1932-33	1933-34
						R	R	R	R	R
LEATHER . . . . Value	—	—	—	—	—	12,785	6,467	2,458	5,605	14,041
METALS AND ORES— Brass, bronze and similar alloys, wrought . . Cwts.	434	109	128	30	80	60,765	11,864	11,266	2,945	6,200
Iron or Steel . . . Tons	603	500	152	101	..	28,167	22,020	5,350	3,110	..
Other sorts . . . . "	4	5	4	1	62	17,209	18,240	12,740	2,825	15,740
Total Metals and Ores "	629	611	162	104	368	1,00,222	52,124	29,356	8,870	22,030
OILS—										
Vegetable, non-essential— Castor . . . . Gals.	51,200	31,050	25,426	26,625	43,265	82,011	51,310	33,825	37,449	47,022
Linseed . . . . "	5,535	10,615	..	24	69	18,332	30,373	..	48	119
Mustard or rape . . . "	33,256	18,308	15,430	8,515	8,080	98,506	40,054	25,060	15,010	9,189
Other sorts . . . . "	1,626	859	1,302	412	1,562	5,004	3,299	3,103	1,037	4,861
Total Vegetable, non- essential . . . . "	96,617	60,832	42,218	35,576	52,976	2,03,858	1,25,036	62,888	53,544	61,791
Other kinds . . . . "	8	304	—	—	24	20	4,050	..	100	70
Total Oils* . . . . "	96,625	61,136	—	—	—	2,03,878	1,29,186	62,888	53,644	62,041
PARAFFIN WAX . . . Tons	2,105	3,002	2,679	2,457	2,534	10,14,827	15,40,787	12,03,270	11,72,149	10,65,234
PERFUMERY (not being pur- fumed spirits including musk) . . . . Value	—	—	—	..	..	11,520	8,884	5,657	7,039	5,887
PROVISIONS AND OILMAN'S STORES (including fish, and fruits and vegetables, canned or bottled)— Ghd Pickles, Chutnies and Condi- ments . . . . Cwts.	1,663	1,150	982	340	306	1,62,689	96,376	60,087	27,571	25,848
Other sorts of provisions . Value	134	114	92	88	162	10,015	3,280	7,295	7,032	6,883
Total Provisions and Oil- man's stores . . . . "	—	—	—	—	—	1,78,593	1,10,138	90,175	36,617	39,168
SEEDS—										
Oil-seeds— Essential . . . . Tons	131	131	139	173	181	1,12,341	89,494	78,426	64,741	56,643
Non-essential— Groundnuts . . . . "	850	900	1,400	700	950	1,71,125	98,625	2,06,375	1,28,500	1,01,626
Rape . . . . "	22	6	11	12	10	10,403	3,924	4,241	3,390	2,155
Other sorts . . . . "	15	14	12	12	21	7,403	8,673	14,539	3,630	5,830
Total Seeds, Non-essential "	887	920	1,423	724	961	1,88,936	1,11,227	2,15,155	1,35,520	1,09,611
Other than oil-seeds . . . . "	..	..	1	..	1	255	185	270	10	385
Total Seeds . . . . "	1,018	1,051	1,508	897	1,163	3,01,532	2,00,906	2,93,851	2,00,271	1,66,640
SPICES—										
Betelnuts . . . . Cwts.	1,456	2,128	1,048	1,574	1,609	86,838	95,157	34,341	81,136	74,349
Chillies . . . . "	433	1,542	663	173	349	14,203	47,987	16,678	3,283	5,478
Pepper . . . . "	171	155	58	29	93	16,566	5,016	4,985	1,945	3,128
Other sorts . . . . "	214	258	336	91	317	11,254	14,267	12,146	5,030	10,301
Total Spices . . . . "	2,274	3,083	2,105	1,867	2,368	1,28,915	1,62,426	68,300	91,394	93,251
TEA, BLACK . . . . Lbs	1,112,343	773,669	653,294	532,023	543,023	8,38,051	6,02,191	3,42,383	2,60,109	3,32,639
TEXTILES— Cotton— Waste . . . . Cwts	2	..	..	78	514	40	..	..	2,310	13,025
Twist and yarn . . . Lbs, Manufactures— Piecgoods . . . Yards	57,600	204,200	254,040	30,000	12,000	23,012	93,500	71,098	9,225	4,249
Thread, sewing . . . Lbs.	974,598	382,183	233,100	163,614	182,898	3,68,257	1,50,313	1,02,742	69,327	70,400
Other sorts of manufac- tures . . . . Value	20,235	8,278	7,960	2,868	1,206	39,633	17,100	17,210	5,750	2,090
Total Cotton manufac- tures (including twist and yarn) . . . . "	—	—	—	—	—	19,458	18,918	7,230	9,529	3,798
	—	—	—	—	—	4,55,360	2,79,836	1,98,230	98,831	80,536

\*Quantity not recorded from 1931-32.

UNION OF SOUTH AFRICA—concluded

EXPORTS THERETO—concluded

INDIAN MERCHANDISE—concluded

ARTICLES	QUANTITY					VALUE				
	1929-30	1930-31	1931-32	1932-33	1933-34	1929-30	1930-31	1931-32	1932-33	1933-34
TEXTILES—contd.						R	R	R	R	R
Jute—										
Twist and yarn . . Lbs.	228,645	194,959	218,172	215,536	225,474	42,002	38,054	32,901	30,120	33,800
Manufactures—										
Gunny bags . . . No.	20,760,324	19,990,079	18,213,047	18,096,154	15,412,150	97,87,597	80,40,274	61,51,233	57,14,138	45,86,880
„ cloth . . . Yards	5,451,550	5,051,116	4,415,500	4,504,170	6,374,850	12,02,004	10,48,081	7,44,318	6,86,143	8,65,028
Rope and twine . . Cwts.	3,216	4,285	2,742	3,091	5,310	60,780	94,719	51,538	43,723	57,664
Other kinds . . . Value	—	—	—	—	—	0,028	12,702	8,640	14,111	0,724
Total Jute manufactures (including twist and yarn) . . .	—	—	—	—	—	1,12,01,401	92,33,830	60,88,720	64,88,244	57,53,995
Woolen manufactures . .	—	—	—	—	—	41,700	22,399	25,027	13,320	29,030
TOYS AND REQUISITES FOR GAMES AND SPORTS (including FISHING TACKLE (other than FIREARMS) . . .	—	—	—	—	—	23,150	15,614	24,154	38,952	43,282
WOOD AND TIMBER—										
Timber (other than Rail-way Sleepers)—										
Teak wood . . . Cubic tons	4,022	4,440	1,021	699	3,856	11,17,148	12,88,230	5,25,595	1,71,310	9,05,758
Other kinds . . . Value	—	—	—	—	—	22,748	2,922	4,468	1,470	1,000
Total Wood and Timber . .	—	—	—	—	—	11,30,801	12,91,101	5,30,053	1,72,780	9,06,848
POSTAL ARTICLES . . . Value	—	—	—	—	—	2,88,448	2,06,720	2,03,138	1,81,208	1,94,858
ALL OTHER ARTICLES OF MERCHANDISE . . .	—	—	—	—	—	1,05,870	1,04,840	80,573	41,102	75,753
GRAND TOTAL . . .	—	—	—	—	—	2,25,19,920	1,96,13,115	1,43,71,474	1,24,19,103	1,20,49,230

FOREIGN MERCHANDISE

ARTICLES	QUANTITY					VALUE				
	1929-30	1930-31	1931-32	1932-33	1933-34	1929-30	1930-31	1931-32	1932-33	1933-34
BUILDING AND ENGINEERING MATERIALS, OTHER THAN OF IRON, STEEL OR WOOD . . . Value	—	—	—	—	—	45	1,16,860	16,505	..	0,533
COAL AND COKE . . . Tons	2,043	187	..	..	..	37,381	3,539	..	..	..
GUMS AND RESINS . . . Cwts.	106	105	76	80	100	7,835	16,324	5,325	5,613	5,750
MACHINERY AND MILLWORK Value	—	—	—	—	—	180	23,054	4,037	3,850	1,499
METALS AND ORES . . . Tons	1	..	..	4	6	2,140	1,075	835	9,720	13,287
TEXTILES—										
Cotton—										
Manufactures—										
Piece goods . . . Yards	29,439	13,800	8,300	900	1,200	15,039	7,100	4,525	500	400
Thread; Sewing . . Lbs.	5,245	11,374	13,021	24,602	11,346	15,000	37,783	48,497	71,205	85,870
Other sorts of manufactures . . . Value	—	—	—	—	—	..	..	..	800	..
Total Cotton manufactures (including twist and yarn) . .	—	—	—	—	—	30,639	44,883	48,022	72,605	80,270
Wool—										
Woolen manufactures . .	—	—	—	—	—	13,316	2,886	7,055	..	20
VEHICLES (excluding Locomotives for Railways, etc.)—										
Carriages and cars (including Rail-way carriages) and parts thereof Value	—	—	—	—	—	10,700	..	1,561	2,060	..
Other sorts . . .	—	—	—	—	—	3,500	32,489	6,424	2,000	5,800
POSTAL ARTICLES . . .	—	—	—	—	—	1,22,158	54,910	61,458	20,982	22,342
ALL OTHER ARTICLES OF MERCHANDISE . . .	—	—	—	—	—	84,008	67,815	79,416	58,020	41,514
GRAND TOTAL . . .	—	—	—	—	—	3,17,702	3,56,915	2,31,838	1,83,740	1,33,015
GRAND TOTAL OF INDIAN AND FOREIGN MERCHANDISE . . .	—	—	—	—	—	2,28,57,622	1,99,70,030	1,46,63,307	1,27,02,852	1,21,82,245

No. 13—continued

## RHODESIA

## IMPORTS THEREFROM

ARTICLES	QUANTITY					VALUE				
	1929-30	1930-31	1931-32	1932-33	1933-34	1929-30	1930-31	1931-32	1932-33	1933-34
TOTAL VALUE	—	—	—	—	—	R 1,040	R ..	R 4,187	R 265	R 560

## EXPORTS THERETO

## INDIAN MERCHANDISE

ARTICLES	QUANTITY					VALUE				
	1929-30	1930-31	1931-32	1932-33	1933-34	1929-30	1930-31	1931-32	1932-33	1933-34
TOTAL VALUE	—	—	—	—	—	R 1,837	R 2,100	R ..	R ..	R 968

## FOREIGN MERCHANDISE

Nil.

## PORTUGUESE EAST AFRICA

## IMPORTS THEREFROM

ARTICLES	QUANTITY					VALUE				
	1929-30	1930-31	1931-32	1932-33	1933-34	1929-30	1930-31	1931-32	1932-33	1933-34
ASBESTOS—						R	R	R	R	R
R&W . . . . Cwts.	..	..	..	..	7,144	..	..	..	..	82,766
COAL AND COKE—										
Coal . . . . Tons	150	5,001	..	..	..	3,360	96,154	..	..	..
DRUGS AND MEDICINES (excluding CHEMICALS AND NARCOTICS) . . . Value	—	—	—	—	—	11,573	8,060	1,330	1,439	390
FRUITS AND VEGETABLES . "	—	—	—	—	—	5,62,668	6,40,784	10,06,724	5,29,851	11,68,454
GRAIN, PULSE, AND FLOUR—										
Beans (dry) . . . . Tons	13	58	16	45	10	2,080	14,635	2,134	7,000	1,050
Pulse . . . . "	85	25	4	..	12	18,456	5,343	725	..	1,900
Other sorts . . . . "	9	60	..	..	..	1,015	9,282	..	..	..
Total Grain, Pulse and Flour "	107	149	20	45	22	22,451	29,260	2,860	7,000	3,550
METALS AND ORES—										
Copper . . . . Cwts.	8	609	43	235	3,014	280	26,625	1,106	8,260	98,620
Zinc or Spelter unwrought "	3,181	7,208	9	8	4	53,614	1,08,251	65	58	21
Other Metals . . . Tons	81	3	30	3	..	1,437	1,772	926	1,121	114
Total Metals and Ores "	100	394	33	15	151	55,331	1,31,648	2,187	9,430	98,755

PORTUGUESE EAST AFRICA—continued

IMPORTS THEREFROM—continued

ARTICLES	QUANTITY					VALUE				
	1929-30	1930-31	1931-32	1932-33	1933-34	1929-30	1930-31	1931-32	1932-33	1933-34
SALT . . . . Tons	..	2,177	..	..	..	R ..	R 48,185	R ..	R ..	R ..
SHEDS . . . . "	161	235	182	110	71	49,378	50,675	37,311	17,332	11,324
SHELLS AND COWRIES— Cowries . . . . Cwts.	4,501	4,879	9,570	6,481	2,664	23,965	22,763	43,185	29,017	12,028
Shells . . . . Value	—	—	—	—	—	580	..	1,000	1,742	400
Total Shells and Cowries "	—	—	—	—	—	24,545	22,763	44,185	30,759	12,428
SPICES— Cloves . . . . Cwts.	565	..	..	..	..	22,009	..	..	..	..
SUGAR— Sugar, 16 Dutch standard and above . . . . Tons	447	..	..	—	..	86,743	..	..	—	..
Sugar, 23 Dutch standard and above . . . . "	—	..	..	12,062	18,186	—	..	..	12,73,325	18,24,391
Beet Sugar . . . . "	200	150	..	..	..	40,000	30,000	..	..	..
TEXTILES— Cotton— Raw . . . . "	7	30	..	..	..	4,300	20,200	..	..	..
Artificial Silk . . Value	—	—	—	—	—	15,162	2,522	288	269	1,210
POSTAL ARTICLES NOT SPECI- FIED . . . . "	—	—	—	—	—	4,331	2,051	1,227	1,789	1,552
ALL OTHER ARTICLES OF MERCHANDISE . . . . "	—	—	—	—	—	31,305	24,307	16,949	22,702	27,784
GRAND TOTAL . . . . "	—	—	—	—	—	9,38,115	11,06,598	12,03,060	18,03,885	32,22,565

EXPORTS THERETO

INDIAN MERCHANDISE

ARTICLES	QUANTITY					VALUE				
	1929-30	1930-31	1931-32	1932-33	1933-34	1929-30	1930-31	1931-32	1932-33	1933-34
APPAREL (including DRA- PERY, UNIFORMS, ACCOU- TREMENTS but excluding HOSIERY AND BOOTS AND SHOES) . . . . Value	—	—	—	—	—	R 1,20,515	R 88,404	R 1,04,621	R 86,854	R 1,03,527
BOOTS AND SHOES . . Pairs	12,481	14,315	9,201	10,539	43,250	21,934	21,665	14,155	11,876	89,478
BUILDING AND ENGINEER- ING MATERIALS . . Value	—	—	—	—	—	..	..	42,146	83,516	2,04,201
CORDAGE AND ROPES OF VE- GETABLE FIBRE (exclud- ing JUTE AND COTTON) Cwts.	777	78	53	323	26	18,913	2,759	1,027	7,222	660
DRUGS AND MEDICINES (excluding CHEMICALS AND NARCOTICS) . . Value	—	—	—	—	—	12,624	14,415	16,084	16,510	12,015
DYING AND TANNING SUBSTANCES . . . Cwts.	584	660	462	464	605	18,180	17,641	12,100	9,348	9,880
FISH (excluding CANNED FISH)— Fish, dry, unsalted . . "	490	639	566	313	853	19,125	20,137	15,388	8,247	17,992
FRUITS AND VEGETABLES Value	—	—	—	—	—	23,977	12,682	18,720	14,844	11,838
GRAIN, PULSE AND FLOUR— Pulse . . . . Tons	308	366	419	401	391	1,05,204	1,08,567	1,10,007	81,201	72,936
Rice, not in the husk . . "	7,987	9,189	7,575	7,796	7,394	15,72,325	14,79,945	9,74,649	8,72,958	6,48,647
Wheat flour . . . . "	245	204	212	205	162	58,794	48,020	44,905	40,804	30,517
Other sorts . . . . "	39	51	68	65	63	11,439	13,812	16,302	12,063	10,638
Total Grain, Pulse and Flour "	8,579	9,810	8,274	8,467	8,010	17,48,262	16,50,344	11,45,923	10,07,021	7,62,738

No. 13—continued

## PORTUGUESE EAST AFRICA—continued

EXPORTS THERETO—continued

## INDIAN MERCHANDISE—continued

ARTICLES	QUANTITY					VALUE				
	1929-30	1930-31	1931-32,	1932-33	1933-34	1929-30	1930-31	1931-32	1932-33	1933-34
HARDWARE AND CUTLERY (including PLATED WARE) . . . Value	—	—	—	—	—	R 85,883	R 27,066	R 14,789	R 10,118	R 14,150
INSTRUMENTS, APPARATUS AND APPLIANCES AND PARTS THEREOF . . . "	—	—	—	—	—	2,550	19,131	15,567	8,238	9,766
KAPOK . . . . Cwts.	567	572	206	325	986	25,758	22,173	6,727	9,444	10,247
LAO . . . . "	283	195	221	406	499	25,798	12,197	10,005	13,321	15,877
LEATHER—Manufactures (excluding boots and shoes) . Value	—	—	—	—	—	27,475	15,860	22,435	13,947	35,185
METALS AND ORES—										
Brass, bronze and similar alloys, wrought . Cwts.	109	103	103	88	100	15,140	14,644	13,621	10,433	12,262
Lead—										
Pig . . . . Tons	..	..	..	..	347	..	..	..	..	78,932
Others . . . . "	79	59	6	76	57	15,755	10,895	5,399	5,585	2,863
Total Metals and Ores . . . "	84	64	11	80	400	30,895	25,539	19,020	16,018	94,057
OILS—										
Total Vegetable, non-essential . . . "	5,027	3,483	581	3,076	2,216	13,415	6,818	1,053	4,980	2,451
Other kinds . . . . "	36	44	3	22	22	410	800	150	850	420
Total Oils . . . . "	5,063	3,527	584	3,098	2,238	13,825	6,618	1,203	5,830	2,871
PARAFFIN WAX . . . Tons	2,593	5,858	3,626	4,530	4,350	15,94,731	34,46,475	18,68,054	23,68,030	18,22,364
PROVISIONS AND OILMAN'S STORES—										
Ghi . . . . "	253	167	234	178	276	31,430	20,004	27,905	20,778	23,506
Other sorts of provisions Value	—	—	—	—	—	16,405	11,015	10,393	10,737	..
Total Provisions and Oilman's stores . . . "	—	—	—	—	—	47,835	31,019	38,299	31,515	31,717
SEEDS . . . . Tons	109	50	57	88	243	38,126	57,939	43,029	24,915	36,633
SPICES . . . . Cwts.	433	359	305	256	298	23,861	21,093	13,314	15,613	16,799
TEA, BLACK . . . . Lbs.	117,406	48,551	53,399	49,568	23,244	39,807	35,533	41,501	23,395	12,156
TEXTILES—										
Cotton—Waste . . . . Cwts.	2,063	1,709	1,970	4,125	6,574	65,157	44,119	34,936	67,184	1,10,551
Twist and yarn . . . Lbs.	117,200	170,006	93,858	32,723	1,200	60,199	88,340	31,930	11,068	1,000
Manufactures—										
Wooley . . . . Value	—	—	—	—	—	5,635	4,125	3,174	5,920	27,933
Piecegoods—										
Grey (unbleached) Yards	2,380,200	2,205,450	1,900,200	1,691,650	1,332,366	6,63,871	6,31,552	4,85,650	4,14,948	2,93,790
White (bleached) . . . "	120,310	37,105	6,062	19,400	67,760	34,367	12,060	1,338	5,350	15,960
Coloured, printed, or dyed . . . . "	5,376,048	4,377,071	4,225,055	4,269,878	1,407,804	11,45,190	9,31,612	9,36,959	8,40,627	2,61,786
Total Piecegoods . . . "	7,877,058	6,619,626	6,131,317	5,980,928	2,807,930	18,43,918	15,75,224	13,24,147	12,61,425	5,71,536
Thread, sewing . . . Lbs.	33,964	23,862	23,629	24,423	31,133	43,003	36,650	26,500	26,646	33,245
Other sorts of manufactures . Value	—	—	—	—	—	71,066	43,713	65,335	69,046	60,660
Total Cotton manufactures (including twist and yarn) . . . "	—	—	—	—	—	20,24,721	17,46,052	14,51,086	13,74,302	6,93,464



No. 13—continued  
 PORTUGUESE EAST AFRICA—continued  
 EXPORTS THERETO—continued

INDIAN MERCHANDISE—concluded

ARTICLES	QUANTITY					VALUE				
	1929-30	1930-31	1931-32	1932-33	1933-34	1929-30	1930-31	1931-32	1932-33	1933-34
<b>TEXTILES—continued</b>						R	R	R	R	R
Haberdashery and Millinery Value	—	—	—	—	—	32,260	24,969	14,934	17,501	8,871
<b>Jute—</b>										
Twist and yarn . . . Lbs.	256,928	177,700	266,076	269,502	252,040	55,572	30,901	36,164	32,046	30,076
<b>Manufactures—</b>										
Gunny bags . . . No.	13,552,030	12,339,315	12,352,892	11,928,399	11,711,223	50,56,603	37,15,444	32,87,818	28,31,244	24,66,778
.. cloth . . . Yards	1,391,300	914,000	985,150	1,469,500	1,167,975	3,07,173	1,33,492	1,13,827	1,04,814	1,67,259
Rope and twine . . . Cwts.	2,268	2,703	2,497	2,973	2,272	50,662	58,605	41,744	41,009	31,896
Other kinds . . . Value	—	—	—	—	—	7,855	1,065	..	..	204
Total Jute manufactures (including Twist and yarn) ..	—	—	—	—	—	54,84,125	39,39,507	34,78,553	31,00,103	26,96,212
<b>TOYS AND REQUISITES FOR GAMES</b> ..	—	—	—	—	—	964	2,842	4,439	11,898	14,061
<b>UMBRELLAS (including PARASOLS AND SUNSHADES) No.</b>	10,869	3,904	1,884	1,567	1,068	20,629	5,850	2,525	2,440	1,600
<b>WOOD AND TIMBER—</b>										
Timber other than railway sleepers—										
Teak wood . . . Cubic Tons	1,480	424	488	392	321	3,86,831	1,12,700	1,28,750	89,535	69,734
<b>POSTAL ARTICLES</b> . . . Value	—	—	—	—	—	66,334	53,171	85,673	30,729	50,658
<b>ALL OTHER ARTICLES OF MERCHANDISE</b> . . . "	—	—	—	—	—	30,438	47,522	36,655	50,540	54,006
<b>GRAND TOTAL</b> . . . "	—	—	—	—	—	1,21,71,389	1,15,56,264	86,88,851	85,30,056	69,76,522

FOREIGN MERCHANDISE

ARTICLES	QUANTITY					VALUE				
	1929-30	1930-31	1931-32	1932-33	1933-34	1929-30	1930-31	1931-32	1932-33	1933-34
<b>APPAREL (including DRAPERY, UNIFORM, ACCOUTREMENTS BUT excluding HOSIERY AND BOOTS AND SHOES)</b> . . . Value	—	—	—	—	—	11,172	10,666	12,361	6,652	3,787
<b>CUTLERY</b> . . . "	—	—	—	—	—	22,647	22,426	14,441	13,648	16,485
<b>Glass and Glassware</b> ..	—	—	—	—	—	10,010	8,046	7,077	7,999	7,848
<b>HARDWARE (excluding CUTLERY AND ELECTRO-PLATED WARE)</b> . . . Value	—	—	—	—	—	12,210	10,951	4,454	11,082	7,294
<b>MACHINERY AND MILLWORK</b> ..	—	—	—	—	—	15,675	13,225	970	6,778	2,860
<b>MATCHES</b> . . . Gross of boxes	5,200	..	250	..	50	10,490	..	400	..	100
<b>METALS AND ORES</b> . . . Tons	18	26	1	4	20	8,764	11,455	3,402	5,494	9,200
<b>STATIONERY (excluding PAPER)</b> . . . Value	—	—	—	—	—	12,875	10,621	12,857	6,799	6,228

No. 13—*continued*PORTUGUESE EAST AFRICA—*continued*EXPORTS THERETO—*continued*FOREIGN MERCHANDISE—*continued*

ARTICLES	QUANTITY					VALUE				
	1929-30	1930-31	1931-32	1932-33	1933-34	1929-30	1930-31	1931-32	1932-33	1933-34
<b>TEXTILES—</b>						R	R	R	R	R
<b>Cotton—</b>										
Manufactures—										
Hosiery . . . Value	—	—	—	—	—	13,515	8,080	4,985	4,780	2,870
Piecegoods—										
Grey (unbleached) . Yards	611,034	151,729	62,080	154,652	47,970	1,60,748	46,505	15,556	87,430	10,666
White (bleached) . "	21,050	28,226	20,800	23,180	2,000	10,241	10,885	5,490	5,050	420
Coloured, printed, or dyed . "	297,702	76,076	76,093	142,978	123,175	82,217	22,825	26,625	25,890	26,065
Total Piecegoods . "	930,686	256,031	160,473	310,810	176,145	2,62,206	80,305	47,671	68,970	37,141
Thread, sewing . . Lbs.	9,508	6,287	9,252	23,086	5,974	13,999	10,450	10,461	37,316	15,824
Other sorts of manufactures . . Value	—	—	—	—	—	2,820	852	402	319	262
Total Cotton manufactures (including twist and yarn) . "	—	—	—	—	—	2,92,549	90,667	68,519	1,11,386	56,007
Haberdashery and Millinery . . . "	—	—	—	—	—	19,106	22,832	21,845	13,154	14,778
Other Textiles, manufactured . "	—	—	—	—	—	21,055	12,330	15,496	38,085	49,670
UMBRELLAS (including PARASOLS AND SUN-SHADERS) . . . No.	18,862	18,872	6,204	1,565	2,620	17,053	20,110	6,300	2,100	2,380
VEHICLES, (excluding LOCOMOTIVES, ETC., FOR RAILWAYS) . . Value	—	—	—	—	—	4,140	1,300	2,469	10,376	3,125
POSTAL ARTICLES . . "	—	—	—	—	—	10,726	11,880	11,633	5,103	4,986
ALL OTHER ARTICLES OF MERCHANDISE . . "	—	—	—	—	—	99,812	63,066	70,416	74,803	43,414
<b>GRAND TOTAL . . "</b>	—	—	—	—	—	5,68,280	3,76,805	2,47,548	3,13,668	2,33,062
<b>GRAND TOTAL OF INDIAN AND FOREIGN MERCHANDISE . . . "</b>	—	—	—	—	—	1,27,39,669	1,18,83,069	89,36,399	88,43,734	71,78,509

## MADAGASCAR AND KERGUELON

## IMPORTS THEREFROM

ARTICLES	QUANTITY					VALUE				
	1929-30	1930-31	1931-32	1932-33	1933-34	1929-30	1930-31	1931-32	1932-33	1933-34
MICA . . . . Cwts.	400	..	..	..	..	R 17,489	..	..	..	..
SPICES . . . . "	..	198	98	192	..	1	11,010	4,490	11,400	..
WOOD AND TIMBER . . Value	—	—	—	—	—	..	2,508	20,578	..	8,404
POSTAL ARTICLES NOT SPECIFIED . . . "	—	—	—	—	—	3,665	2,126	1,335	1,102	1,050
ALL OTHER ARTICLES OF MERCHANDISE . . . "	—	—	—	—	—	4,087	3,273	1,652	4,645	4,379
<b>GRAND TOTAL . . "</b>	—	—	—	—	—	25,242	18,912	28,055	17,147	14,393

No. 13—continued  
MADAGASCAR AND KERGUELON—continued  
EXPORTS THERETO

INDIAN MERCHANDISE										
ARTICLES.	QUANTITY					VALUE				
	1929-30	1930-31	1931-32	1932-33	1933-34	1929-30	1930-31	1931-32	1932-33	1933-34
						R	R	R	R	R
<b>TEXTILES—</b>										
Jute—										
Manufactures—										
Gunny bags . . . No.	2,161,125	1,336,300	1,031,600	1,330,840	2,001,621	8,16,077	3,92,789	2,50,049	3,08,708	4,47,489
„ cloth . . . Yards	2,000	115,000	..	..	..	354	15,300	..	..	..
ALL OTHER ARTICLES OF MERCHANDISE . . . Value	—	—	—	—	—	16,443	23,782	6,776	550	1,080
<b>GRAND TOTAL . . .</b>	—	—	—	—	—	8,32,574	4,31,871	2,65,825	3,09,258	4,48,549

FOREIGN MERCHANDISE.										
ARTICLES	QUANTITY					VALUE				
	1929-30	1930-31	1931-32	1932-33	1933-34	1929-30	1930-31	1931-32	1932-33	1933-34
						R	R	R	R	R
<b>TOTAL VALUE . . .</b>	—	—	—	—	—	2,950	3,062	750	382	50
<b>GRAND TOTAL OF INDIAN AND FOREIGN MERCHANDISE . . . Value</b>	—	—	—	—	—	8,35,524	4,34,933	2,66,575	3,09,640	4,48,599

RÉUNION  
IMPORTS THEREFROM

ARTICLES	QUANTITY					VALUE				
	1929-30	1930-31	1931-32	1932-33	1933-34	1929-30	1930-31	1931-32	1932-33	1933-34
						R	R	R	R	R
<b>OILS—</b>										
Kerosene—										
In bulk . . . gally	..	..	..	..	1,467,088	..	..	..	..	3,66,772
Other sorts . . . value	—	—	—	—	—	170	166	57	..	..
<b>TOTAL VALUE . . .</b>	—	—	—	—	—	170	166	57	..	3,66,772

EXPORTS THERETO

INDIAN MERCHANDISE										
ARTICLES	QUANTITY					VALUE				
	1929-30	1930-31	1931-32	1932-33	1933-34	1929-30	1930-31	1931-32	1932-33	1933-34
						R	R	R	R	R
<b>GRAIN, PULSE AND FLOUR Tons</b>	57	128	76	2,389	68	15,245	31,278	12,985	2,02,097	11,363
<b>TEXTILES—</b>										
Jute—										
Manufactures—										
Gunny bags . . . No.	..	166,400	..	..	..	..	57,748	..	..	..
ALL OTHER ARTICLES OF MERCHANDISE . . . Value	—	—	—	—	—	4,630	12,522	3,120	5,307	1,790
<b>GRAND TOTAL . . .</b>	—	—	—	—	—	19,875	1,01,548	16,105	2,08,304	13,153

FOREIGN MERCHANDISE

ARTICLES	QUANTITY					VALUE				
	1929-30	1930-31	1931-32	1932-33	1933-34	1929-30	1930-31	1931-32	1932-33	1933-34
						R	R	R	R	R
<b>TOTAL VALUE . . .</b>	—	—	—	—	—	3,646	2,463	1,342	3,956	1,515
<b>GRAND TOTAL OF INDIAN AND FOREIGN MERCHANDISE . . . Value</b>	—	—	—	—	—	23,521	1,04,006	17,447	2,12,260	14,673

## No. 13—continued

## ZANZIBAR AND PEMBA

## IMPORTS THEREFROM

ARTICLES	QUANTITY					VALUE				
	1929-30	1930-31	1931-32	1932-33	1933-34	1929-30	1930-31	1931-32	1932-33	1933-34
						R	R	R	R	R
Ivory— Unmanufactured . . . Lbs.	13,481	10,557	9,554	15,881	24,300	63,343	64,106	49,980	77,766	1,09,875
Metals (excluding ores) . . Tons	16	86	37	41	47	9,419	7,212	4,455	3,904	3,033
Provisions and Oilman's Stores (including fish and fruits and vegetables, canned or bottled)—										
Milk, condensed and pre- served including Milk cream . . . Cwts.	407	352	65	19	..	23,301	22,149	3,764	1,093	..
Other sorts of provisions Value	—	—	—	—	—	1,148	3,306	1,407	733	1,133
Total Provisions and Oilman's stores . . .	—	—	—	—	—	24,449	25,455	5,171	1,826	1,133
SHELLS AND COWRIES—										
Tortoise-shell (including nakhla or nakh) . . . Lbs.	5,073	5,958	6,535	7,037	5,412	13,732	12,775	11,524	11,557	7,250
SPICES—										
Cloves . . . Cwts.	67,479	49,011	65,514	61,181	70,233	43,65,501	32,92,773	39,70,084	33,80,495	33,00,395
Pepper . . . "	88	150	72	47	74	6,840	11,485	4,471	1,750	2,475
Other sorts . . . "	64	118	49	169	3	1,003	4,632	1,347	2,098	143
Total Spices . . . "	67,631	49,279	65,635	61,347	70,310	43,73,144	38,03,890	39,76,402	38,84,343	33,63,013
TEXTILES—										
Cotton—										
Raw . . . Tons	17	..	..	37	14	20,000	..	..	28,913	14,000
Toilet Requisites . . . Value	—	—	—	—	—	83	5	37,297	..	..
POSTAL ARTICLES NOT SPOILED . . . "	—	—	—	—	—	3,911	4,106	7,033	3,007	4,747
ALL OTHER ARTICLES OF MERCHANDISE . . . "	—	—	—	—	—	34,980	47,908	41,349	12,614	18,511
GRAND TOTAL . . . "	—	—	—	—	—	45,65,961	34,70,457	41,33,261	35,24,020	35,21,562

## EXPORTS THERETO

## INDIAN MERCHANDISE

ARTICLES	QUANTITY					VALUE				
	1929-30	1930-31	1931-32	1932-33	1933-34	1929-30	1930-31	1931-32	1932-33	1933-34
						R	R	R	R	R
BOOKS, PRINTED, AND PRINT- ED MATTER (not being stationery), including maps and charts . . . Cwts.	121	76	56	77	68	37,778	25,733	18,974	15,991	18,008
HOOTS AND SHOES . . . Pairs	15,106	11,050	21,073	15,439	13,380	22,090	15,590	28,741	18,820	13,076
CANDLES OF ALL KINDS . . Lbs.	55,312	24,086	55,688	36,625	36,493	15,657	6,755	15,661	10,300	10,263
ROPE—										
Manufactured (excluding rope) . . . Tons	30	31	18	20	17	11,254	12,180	5,713	7,691	4,239
DRUGS AND MEDICINES (excluding chemicals and narcotics) . . . Value	—	—	—	—	—	17,575	16,580	13,278	11,750	8,740
DYEING AND TANNING SUBSTANCES—										
Turmeric . . . Cwts.	714	583	585	552	521	25,712	29,344	10,008	14,186	12,326
Other sorts . . . "	..	28	..	..	..	..	108	..	20	..
Total Dyeing and Tan- ning substances . . . "	714	611	585	552	521	25,712	29,952	10,008	14,205	12,326
FRUITS AND VEGETABLES—										
Fresh Fruits and Vege- tables . . . Value	—	—	—	—	—	43,220	36,555	40,429	53,375	18,272
Other sorts . . . "	—	—	—	—	—	14,745	8,808	10,754	9,505	6,550
Total Fruits and Vegetables . . .	—	—	—	—	—	57,965	45,363	51,183	62,880	24,822



No. 13—continued

## ZANZIBAR AND PEMBA—continued

EXPORTS THERETO—continued

## INDIAN MERCHANDISE—concluded

ARTICLES	QUANTITY					VALUE				
	1929-30	1930-31	1931-32	1932-33	1933-34	1929-30	1930-31	1931-32	1932-33	1933-34
						₹	₹	₹	₹	₹
Sugar . . . Tons	18	14	15	17	17	12,037	10,350	6,704	10,088	9,300
TEA—										
Black . . . Lbs.	71,220	41,141	56,056	40,846	7,209	52,204	32,636	31,167	21,843	9,360
TEXTILES—										
Cotton—										
Twist and yarn . . .	86,924	60,459	43,524	35,600	55,250	79,025	58,350	33,840	21,880	20,230
Piece-goods—										
Grey (unbleached) . Yards	1,194,204	641,310	4,12,990	255,080	206,819	3,50,020	1,94,929	1,23,775	66,010	71,854
White (bleached) . . .	7,000	9,960	4,320	7,400	2,000	2,940	2,550	2,300	1,900	1,000
Coloured, printed, or dyed . . .	3,566,204	2,498,428	2,006,115	1,025,508	417,950	8,56,247	5,35,246	3,80,009	1,93,599	1,01,150
Total Piece-goods . . .	4,768,008	3,149,698	2,423,425	1,287,988	626,769	12,09,213	7,32,725	5,20,084	2,61,599	1,74,004
Other sorts of manufactures . . . Value	—	—	—	—	—	22,125	14,373	14,605	6,325	5,033
Total Cotton manufactures (including twist and yarn) . . .	—	—	—	—	—	13,10,363	8,00,448	5,63,529	2,90,164	2,05,207
Haberdashery and Millinery . . . . .	—	—	—	—	—	21,112	19,830	17,570	5,897	7,600
Jute—										
Manufactures—										
Gunny bags . . . No.	397,250	440,950	318,350	282,650	240,000	1,57,008	1,48,437	94,000	80,172	60,262
Gunny cloth . . . Yards	107,100	51,000	31,000	124,000	100,000	24,575	11,037	7,950	24,600	20,725
Others . . . . .	314	220	203	438	230	8,001	5,508	5,050	3,787	4,164
Total Jute manufactures (including Twist and yarn) Value	—	—	—	—	—	1,89,674	1,65,072	1,07,000	1,08,559	85,151
WOOD AND TIMBER—										
Timber, other than Railway sleepers—										
Teak wood . . . Cubic Tons	146	180	147	140	42	32,201	41,816	26,304	21,738	6,709
Other kinds of wood and timber . . . Value	—	—	—	—	—	9,377	6,165	4,348	4,930	3,446
Total Wood and Timber . . . . .	—	—	—	—	—	41,578	47,981	30,652	26,668	10,215
POSTAL ARTICLES . . . . .	—	—	—	—	—	1,13,085	91,177	1,10,406	1,60,497	77,071
ALL OTHER ARTICLES OF MERCHANDISE . . . . .	—	—	—	—	—	81,250	67,349	60,338	52,035	32,637
GRAND TOTAL . . . . .	—	—	—	—	—	56,31,977	39,43,241	30,90,629	22,68,576	20,28,493

## FOREIGN MERCHANDISE

ARTICLES	QUANTITY					VALUE				
	1929-30	1930-31	1931-32	1932-33	1933-34	1929-30	1930-31	1931-32	1932-33	1933-34
						₹	₹	₹	₹	₹
CUTLERY . . . . . Value	—	—	—	—	—	16,450	2,980	3,770	1,800	3,525
FRUITS AND VEGETABLES . . . . .	—	—	—	—	—	32,780	24,843	23,310	21,687	14,685
HARDWARE (excluding CUTLERY AND ELECTRO-PLATED WARE) . . . . .	—	—	—	—	—	20,800	14,750	10,418	9,100	8,446
INSTRUMENTS, APPARATUS, AND APPLIANCES, AND PARTS THEREOF . . . . .	—	—	—	—	—	1,159	7,655	9,531	21,060	28,991
METALS AND ORES . . . Tons	18	19	16	6	6	20,972	18,078	20,743	10,059	9,324

ZANZIBAR AND PEMBA—continued

EXPORTS THERETO—concluded

ARTICLES	QUANTITY					VALUE				
	1929-30	1930-31	1931-32	1932-33	1933-34	1929-30	1930-31	1931-32	1932-33	1933-34
						R	R	R	R	R
PERFUMERY (not being per- fumed spirits) . . . Value	—	—	—	—	—	4,663	12,910	2,895	1,860	2,803
SUGAR—										
Sugar 23 Dutch Standard and above . . . Tons	—	638	1,019	349	113	—	1,44,924	2,25,995	43,311	24,675
Others . . . . "	—	—	—	7	—	(4,16,037	..	..	2,230	—
TOTAL SUGAR . . . . "	1,606	638	1,019	356	113	4,16,037	1,44,924	2,25,995	45,541	24,675
TEXTILES—										
Cotton—										
Twist and yarn . . . Lbs.	600	112	..	..	300	1,050	150	..	..	300
Manufactures—										
Hosiery . . . Value	—	—	—	—	—	20,018	2,160	1,105	1,250	..
Piece goods—										
Grey (unbleached) . Yards	61,960	13,600	18,200	8,400	47,300	16,490	4,050	7,147	3,015	15,405
White (bleached) . . "	73,938	65,484	17,753	7,744	3,825	26,965	23,870	6,035	2,775	870
Coloured, printed, or dyed . . . . "	186,637	86,408	41,832	7,530	22,702	65,415	15,025	13,010	2,470	6,800
Fents of all de- scriptions . . . . "	1,439	..	..	..	..	600	..	..	..	..
Total Piece goods . . "	824,011	115,492	73,385	28,674	73,827	1,09,470	40,005	23,192	8,260	22,075
Other sorts of manufac- tures . . . . Value	—	—	—	—	—	5,200	3,140	2,203	2,060	1,850
Total Cotton manu- factures (including Twist and yarn) . . . "	—	—	—	—	—	1,35,738	45,455	29,500	11,570	24,225
Haberdaasbery and Millinery . . . . "	—	—	—	—	—	15,360	14,695	14,260	11,825	11,965
Silk—										
Manufactured Silk piece goods . . . . "	—	—	—	—	—	..	..	303	650	11,080
Wool—										
Manufactures . . . . "	—	—	—	—	—	14,665	5,265	2,750	520	2,430
Other Textiles—										
Manufactured . . . . "	—	—	—	750	—	59,885	20,688	5,035	620	11,735
VEHICLES (excluding LOCO- MOTIVES, ETC., FOR RAILWAYS) . . . . "	—	—	—	—	—	5,600	5,317	11,039	3,313	3,467
POSTAL ARTICLES . . . . "	—	—	—	—	—	30,468	25,494	26,265	25,244	10,425
ALL OTHER ARTICLES OF MERCHANDISE . . . . "	—	—	—	—	—	70,536	49,565	42,729	43,526	27,948
GRAND TOTAL . . . . "	—	—	—	—	—	8,44,282	3,87,602	4,28,040	2,08,665	1,95,694
GRAND TOTAL OF INDIAN AND FOREIGN MERCHANDISE . . . . "	—	—	—	—	—	64,76,259	43,80,883	35,18,669	24,77,241	22,24,137

KENYA COLONY

IMPORTS THEREFROM

ARTICLES	QUANTITY					VALUE				
	1929-30	1930-31	1931-32	1932-33	1933-34	1929-30	1930-31	1931-32	1932-33	1933-34
						R	R	R	R	R
APPAREL (excluding HOSIERY AND BOOTS AND SHOES) . Value	—	—	—	—	—	7,908	10,573	12,993	9,238	8,240
ARMS, AMMUNITION, ETC. . . "	—	—	—	—	—	4,935	4,760	4,525	8,568	32,007
CHEMICALS AND CHEMICAL PREPARATIONS (excluding CHEMICAL MANURES AND MEDICINES)—										
Soda compounds—										
Sodium carbonate (soda- ash and soda crystals) Cwts.	123,461	101,000	67,697	79,000	83,002	7,15,042	6,06,902	5,88,088	4,40,701	4,61,374

No. 13—*continued*  
KENYA COLONY—*continued*  
IMPORTS THEREFROM—*continued*

ARTICLES	QUANTITY					VALUE				
	1929-30	1930-31	1931-32	1932-33	1933-34	1929-30	1930-31	1931-32	1932-33	1933-34
						£	£	£	£	£
COFFEE, <i>other than</i> ROASTED OR GROUND . Cwts.	108	115	2	..	..	10,815	9,534	105	..	..
DYEING AND TANNING SUBSTANCES . . . . . Value	—	—	—	—	—	8,930	..	12,179	2,411	741
FRUITS AND VEGETABLES—										
Fresh fruits and vegetables . . . . .	—	—	—	—	—	2,64,251	64,794	83,357	1,15,966	37,521
FRUITS AND VEGETABLES, DRIED, SALTED OR PRESERVED, ETC. . . . .	—	—	—	—	—	25,000	26,132	46,566	42,404	7,676
GRAIN, PULSE, AND FLOUR . Tons	190	51	1	9	1	25,615	8,760	190	1,645	115
HIDES AND SKIN, RAW—										
Hides, Raw { Tons =78 { =No. =30,796		1	7	14	10	83,825	1,200	6,800	5,915	4,790
{ =No. =280	=280	=2,175	=4,110	=3,330						
Skins, Raw { Tons =52 { =No. =92,018		2	7	26	28	77,348	3,120	7,698	17,886	20,630
{ =No. =4,526	=4,526	=6,567	=42,260	=53,989						
Total Hides and Skins, raw { Tons =125 { =No. =122,814		3	14	40	38	1,01,173	4,320	14,498	23,701	25,420
IVORY—										
Unmanufactured . . . . . Lbs.	19,776	20,768	30,307	15,808	52,150	1,22,101	1,17,136	1,21,893	1,03,580	2,57,856
METALS ( <i>excluding</i> Ores) . Tons	28	49	39	18	17	12,998	17,220	13,373	6,034	4,515
PROVISIONS AND OILMAN'S STORES ( <i>including</i> FISH AND FRUITS AND VEGETABLES, CANNED OR BOTTLED) . Value	—	—	—	—	—	0,822	16,860	9,716	16,537	17,085
SHELLS AND COURLIES—										
Cowries . . . . . Cwts.	5,155	3,087	5,354	3,027	2,005	31,219	15,473	23,549	13,060	8,449
SPICES . . . . .	4,113	2,324	1,250	..	32	2,44,014	2,06,394	83,559	..	960
TEA . . . . . Lbs.	367	21	26,216	..	38	626	15	20,120	..	44
TENTILES—										
Cotton—										
Raw! . . . . . Tons	19,039	22,693	32,185	20,694	24,188	2,80,62,690	2,67,96,353	3,16,81,694	1,77,65,761	2,02,25,473
Manufactures—										
Piece goods—										
Coloured, printed or dyed Yards	27,044	88,850	11,779	6,253	4,678	9,645	24,288	8,009	3,382	4,078
Artificial silk . . . . . Value	—	—	—	—	—	2,714	8,415	6,031	14,922	10,598
VEHICLES ( <i>excluding</i> LOCOMOTIVES, ETC., FOR RAILWAYS) . . . . .	—	—	—	—	—	702	4,218	4,991	454	16,286
WOOD AND TIMBER . . . . .	—	—	—	—	—	25,591	48,082	23,691	32,764	41,953
POSTAL ARTICLES NOT SPECIFIED . . . . .	—	—	—	—	—	88,189	83,756	21,937	21,061	14,652
ALL OTHER ARTICLES OF MERCHANDISE . . . . .	—	—	—	—	—	40,902	78,584	97,440	55,226	79,810
GRAND TOTAL . . . . .	—	—	—	—	—	2,93,15,857	3,00,96,707	3,26,79,419	1,86,78,055	2,12,56,813

## EXPORTS THERETO

## INDIAN MERCHANDISE

ARTICLES	QUANTITY					VALUE				
	1929-30	1930-31	1931-32	1932-33	1933-34	1929-30	1930-31	1931-32	1932-33	1933-34
						£	£	£	£	£
APPAREL ( <i>including</i> DRAPEY, UNIFORMS, ACCOUTREMENTS, BUT <i>excluding</i> HOSIERY AND BOOTS AND SHOES) . . . . . Value	—	—	—	—	—	45,707	20,074	13,855	12,009	13,200



No. 13—continued  
KENYA COLONY—continued  
EXPORTS THERETO—continued

## INDIAN MERCHANDISE—continued

ARTICLES	QUANTITY					VALUE				
	1929-30	1930-31	1931-32	1932-33	1933-34	1929-30	1930-31	1931-32	1932-33	1933-34
						R	R	R	R	R
BOOKS, PRINTED, AND PRINT- ED MATTER (not being STATIONERY) including MAPS AND CHARTS . Cwts.	182	527	158	130	157	31,011	27,445	20,079	17,057	21,146
BOOTS AND SHOES . Pairs	44,109	31,118	29,666	23,095	43,507	73,807	48,510	38,336	31,870	43,875
BUILDING AND ENGINEERING MATERIALS other than OF IRON, STEEL OR WOOD Value	—	—	—	—	—	55,613	14,906	5,623	11,595	8,322
CANDLES OF ALL KINDS . Lbs.	47,716	32,231	35,892	25,512	82,122	13,522	9,759	10,340	7,174	23,229
COIR, MANUFACTURED (ex- cluding ROPE) . Tons	88	48	28	31	32	43,616	23,011	9,918	10,258	9,906
DRUGS AND MEDICINES (excluding CHEMICALS AND NARCOTICS) . Value	—	—	—	—	—	53,721	30,990	32,103	25,840	33,855
DYING AND TANNING SUBSTANCES . Cwts.	501	555	700	820	1,063	28,102	20,832	19,560	20,666	20,775
FRUITS AND VEGETABLES . Value	—	—	—	—	—	35,760	28,715	33,315	23,139	18,121
FURNITURE AND CABINET- WARE . "	—	—	—	—	—	22,469	23,405	4,703	4,954	1,012
GRAIN, PULSE AND FLOUR— Jowar and Bajra . Tons	150	142	159	145	134	37,465	37,066	41,038	30,576	20,936
<b>Pulse—</b>										
Beans . . . . "	33	12	9	5	7	10,560	2,748	2,015	1,328	1,414
Gram . . . . "	185	201	202	187	174	49,574	51,070	47,960	40,287	31,645
Lentils . . . . "	133	137	71	104	113	35,153	33,406	26,202	21,343	25,310
Other sorts . . . . "	165	116	103	65	77	47,283	31,298	27,150	10,853	17,827
Total Pulse . . . . "	522	466	390	361	371	1,42,570	1,15,531	93,327	79,811	79,306
Rice not in the husk . . "	5,009	4,685	3,013	1,871	1,843	12,80,777	9,33,171	5,08,862	3,26,329	3,37,125
Wheat . . . . "	127	129	123	117	157	35,227	35,438	30,860	28,320	31,276
Wheat flour . . . . "	3,461	3,135	3,149	1,662	1,422	8,13,837	7,19,812	6,73,978	3,50,042	2,02,263
Other sorts . . . . "	133	145	134	99	140	36,170	34,242	29,504	20,043	27,885
Total Grain, Pulse and Flour . . . . "	10,302	8,702	6,688	4,255	4,067	22,96,046	18,82,760	13,78,184	8,35,830	7,67,833
HARDWARE AND CUTLERY, (including PLATED WARE) . Value	—	—	—	—	—	39,042	26,555	20,985	14,781	19,555
INSTRUMENTS, APPARATUS AND APPLIANCES AND PARTS THEREOF . "	—	—	—	—	—	55,689	71,650	72,736	29,053	67,924
<b>LEATHER—</b>										
Hides, tanned or dressed . . . . { Tons (= No. . . . . )	60 =12,895	28 =7,731	17 =4,374	12 =4,209	16 =5,017	1,38,270	73,641	38,305	31,862	30,518
Skins, tanned or dressed . . . . { Tons (= No. . . . . )	3 =9,772	1 =7,714	1 =5,421	1 =4,805	.. =4,483					
Total Hides and Skins, tanned or dressed . . . . { Tons (= No. . . . . )	63 =22,667	29 =15,445	18 =9,795	13 =9,014	16 =9,500	1,54,715	84,715	44,827	37,678	46,325
Unwrought . . . . Cwts.	192	75	64	118	154	24,105	11,421	8,411	18,534	25,690
Manufactures— Flags, trunks and travell- ing requisites . . . . Value	—	—	—	—	—	13,700	19,726	15,790	17,505	25,270
Other sorts . . . . "	—	—	—	—	—	16,015	13,985	3,775	11,830	28,194
Total Leather . . . . "	—	—	—	—	—	2,08,885	1,29,847	77,803	35,637	1,25,470
MACHINERY AND MILL- WORK . . . . "	—	—	—	—	—	4,112	4,240	600	3,885	11,112
<b>METALS AND ORES—</b>										
Brass, Bronze, and simi- lar alloys, wrought . Cwts.	205	94	109	94	80	27,233	11,979	10,849	7,106	8,555
Other metals . . . . Tons	83	30	13	13	8	61,570	29,408	10,884	7,076	9,081
Total Metals and Ores . .	48	35	19	18	12	88,803	41,388	21,733	14,182	18,599
OILS . . . . Gals	1,865	2,628	1,849	5,416	1,278	8,080	6,754	6,207	16,398	4,354

No. 13—continued  
KENYA COLONY—continued  
EXPORTS THERETO—continued

INDIAN MERCHANDISE—continued

ARTICLES	QUANTITY					VALUE				
	1929-30	1930-31	1931-32	1932-33	1933-34	1929-30	1930-31	1931-32	1932-33	1933-34
<b>PROVISIONS AND OIL-MAN'S STORES (including FISH AND FRUITS AND VEGETABLES, CANNED OR BOTTLED)—</b>						Rs	Rs	Rs	Rs	Rs
Butter . . . Cwts	155	82	32	11	19	20,587	3,925	3,585	1,315	1,775
Ghi . . . "	114	98	63	52	30	11,409	8,939	5,556	5,005	2,274
Pickles, chutnies, and condiments . . "	361	346	108	227	246	16,440	15,929	9,016	10,205	9,239
Other sorts of provisions Value	—	—	—	—	—	22,865	22,464	20,698	16,888	21,763
<b>Total Provisions and Oilman's stores</b> "	—	—	—	—	—	71,265	51,307	49,936	38,418	35,051
<b>SEEDS—</b>										
<b>Essential—</b>										
Coriander . . . Tons	29	38	42	42	53	21,506	24,288	28,507	21,815	21,262
Cummin (other than black) "	16	19	19	14	20	18,205	18,807	13,387	8,762	24,349
Other sorts . . . "	21	24	24	34	36	14,941	14,455	12,021	12,844	11,516
<b>Total Seeds, Essential</b> "	66	81	85	90	119	54,652	57,600	48,976	43,441	57,117
<b>Non-essential—</b>										
Tea . . . "	53	17	15	9	..	2,75,273	99,962	77,067	47,793	..
Other sorts of seeds . . "	5	8	15	28	8	4,787	5,188	3,971	7,014	3,672
<b>Total Seeds</b> "	124	106	115	127	126	3,34,712	1,62,745	1,30,613	98,248	60,789
<b>SPICES—</b>										
Betelnuts . . . Cwts.	611	508	518	498	683	41,516	30,500	24,343	19,582	25,995
Ginger . . . "	364	378	440	538	649	18,912	17,835	17,903	16,109	19,945
Popper . . . "	192	180	166	131	195	14,030	12,582	10,281	6,457	9,060
Other sorts . . . "	52	43	31	58	64	5,872	6,812	5,080	8,055	9,862
<b>Total Spices</b> . . "	1,219	1,109	1,155	1,225	1,571	81,230	68,038	57,607	50,213	61,862
<b>STATIONERY (excluding PAPER)</b> . . . Value	—	—	—	—	—	16,952	18,140	13,323	10,936	9,260
<b>TEXTILES—</b>										
<b>Black</b> . . . Lbs.	451,457	96,372	64,681	2,930	5,144	3,61,247	84,264	41,428	1,020	2,654
<b>Coloured, printed, or dyed</b> . . . Cwts.	1,422	70	403	56	928	88,574	1,795	7,387	823	16,119
<b>Waste</b> . . . Cwts.	—	—	—	—	—	—	—	—	—	—
<b>Twist and Yarn</b> . . . Lbs.	68,915	67,792	81,896	89,000	139,176	58,320	47,473	53,688	57,075	62,938
<b>Manufactures—</b>										
Hosiery . . . Value	—	—	—	—	—	4,750	11,595	9,325	6,608	2,100
<b>Piece-goods—</b>										
Grey (unbleached) Yards	2,282,801	959,184	1,043,934	526,094	403,426	5,91,853	2,87,911	3,25,044	1,59,920	1,13,541
White (bleached) . . "	27,340	47,830	5,843	4,718	5,209	8,920	12,615	2,175	1,655	2,298
Coloured, printed, or dyed . . "	5,559,301	4,036,131	3,008,191	2,366,411	1,722,054	14,96,490	8,66,882	6,80,730	5,73,406	4,66,658
<b>Total Piece-goods</b> . . "	7,869,442	5,043,145	4,057,968	2,917,223	2,205,749	22,90,203	11,67,383	10,07,949	7,31,081	5,86,697
<b>Thread, sewing</b> . . . Lbs.	23,266	15,050	20,063	9,937	5,022	14,243	23,605	29,460	9,795	4,265
<b>Other sorts of manufactures</b> . . . Value	—	—	—	—	—	78,112	27,047	14,420	5,411	..
<b>Total Cotton manufactures (including twist and yarn)</b> . . "	—	—	—	—	—	23,75,688	12,77,108	11,14,837	8,14,070	6,91,565
<b>Haberlashery and millinery</b> "	—	—	—	—	—	20,512	16,279	14,997	15,686	3,782
<b>Jute manufactures—</b>										
Gunny bags . . . No.	5,507,422	5,124,179	3,151,648	5,876,223	4,920,150	22,27,517	17,18,719	9,41,389	15,24,895	11,63,418
cloth . . . Yards	1,188,728	792,416	1,109,600	1,492,710	1,895,366	2,55,604	94,795	1,85,230	1,72,025	2,31,424
Rope and Twine . . . Cwts.	2,587	2,517	1,493	1,841	2,618	61,924	55,512	27,042	26,041	28,258
<b>Other sorts</b> . . . Value	—	—	—	—	—	1,220	1,410	700	3,800	2,367
<b>Total Jute manufactures (including Twist and yarn)</b> . . "	—	—	—	—	—	25,46,265	18,70,436	11,04,361	17,26,754	14,25,497

No. 13—continued

## KENYA COLONY—continued

## EXPORTS THERETO—continued

## INDIAN MERCHANDISE—concluded

ARTICLES	QUANTITY					VALUE				
	1929-30	1930-31	1931-32	1932-33	1933-34	1929-30	1930-31	1931-32	1932-33	1933-34
						R	R	R	R	R
TEXTILES— <i>contd.</i>										
Wool—										
Manufactures . . . Value	—	—	—	—	—	12,432	8,337	3,596	7,056	4,061
WOOD AND TIMBER—										
Timber, other than rail- way sleepers—										
Teak wood . . . Cubic Tons	713	581	261	131	154	1,71,389	1,54,056	85,806	20,027	23,085
Other kinds of Wood and Timber . . . Value	—	—	—	—	—	1,040	544	15	..	250
Manufactures of wood other than furniture and cabinet ware . . .	—	—	—	—	—	9,720	6,020	4,276	4,016	6,821
POSTAL ARTICLES . . .	—	—	—	—	—	2,62,344	2,26,625	1,69,727	1,07,083	1,07,828
ALL OTHER ARTICLES OF MERCHANDISE . . .	—	—	—	—	—	70,902	99,874	60,084	60,075	55,436
GRAND TOTAL . . .	—	—	—	—	—	94,87,161	64,57,748	45,72,290	41,24,911	37,06,199

## FOREIGN MERCHANDISE.

ARTICLES	QUANTITY					VALUE				
	1929-30	1930-31	1931-32	1932-33	1933-34	1929-30	1930-31	1931-32	1932-33	1933-34
						R	R	R	R	R
APPAREL (including DRAPERY, UNIFORMS, ACCOUTREMENTS, BUT ex- cluding HOSIERY AND BOOTS AND SHOES) . Value	—	—	—	—	—	10,305	7,127	8,223	7,694	5,307
COAL AND COKE . . . Tons	650	..	..	..	..	18,000	..	..	..	..
CUTLERY . . . Value	—	—	—	—	—	49,158	25,802	10,520	5,312	9,144
DRUGS AND MEDICINES (excluding CHEMICALS AND NARCOTICS) . . .	—	—	—	—	—	10,843	7,451	7,036	4,903	6,924
DYEING AND TANNING SUBSTANCES . . .	—	—	—	—	—	3,510	3,605	3,105	1,690	15,260
FRUITS AND VEGETABLES . . .	—	—	—	—	—	65,110	47,213	42,935	30,217	35,158
GLASS AND GLASSWARE . . .	—	—	—	—	—	26,799	18,135	9,573	5,987	4,436
HARDWARE (excluding CUTLERY AND ELECTRO- PLATED WARE) . . .	—	—	—	—	—	34,232	42,227	25,325	37,206	29,732
INSTRUMENTS, APPARATUS, AND APPLIANCES, AND PARTS THEREOF . . .	—	—	—	—	—	23,347	11,624	21,694	31,051	13,980
EXATHER . . .	—	—	—	—	—	4,195	10,272	10,781	2,960	8,630
MACHINERY AND MILLWORK . . .	—	—	—	—	—	29,532	40,329	15,947	22,576	39,055
METALS AND ORES . . . Tons	50	41	9	25	8	50,574	48,033	7,315	8,881	6,194
PAINTS AND COLOURS . . . Cwts.	47	133	167	102	55	3,657	9,874	11,383	8,497	2,542
PAPER AND PASTEBOARD . Value	—	—	—	—	—	14,400	10,563	6,210	5,204	4,517
PROVISIONS AND OILMAN'S STORES (excluding FISH, AND FRUITS, AND VEGETA- BLES, CANNED OR BOT- TLED) . . . Cwts.	285	160	164	100	117	12,338	10,512	9,954	5,246	7,294
STATIONERY (excluding PAPER) . . .	—	—	—	—	—	16,764	12,604	15,106	15,383	8,908
SUGAR—										
Sugar, 16 Dutch Stand- ard and above (a) . . . Tons	978	—	—	—	..	2,47,259	—	—	—	..
Sugar, 23 Dutch Stand- ard and above . . .	—	383	32	17	—	—	80,555	7,038	3,250	200
TEXTILES—										
Cotton—										
Twist and yarn . . .	1,200	112	400	300	..	1,400	175	500	300	200
Manufactures—										
Hosiery . . . Value	—	—	—	—	—	19,199	7,915	12,305	12,425	9,066

(a) Shown under New sub-head from 1930-31

No. 13—continued

KENYA COLONY—concluded  
EXPORTS THERETO—concluded

## FOREIGN MERCHANDISE—continued

ARTICLES	QUANTITY					VALUE				
	1929-30	1930-31	1931-32	1932-33	1933-34	1929-30	1930-31	1931-32	1932-33	1933-34
TEXTILES—contd. Cotton—contd. Piece-goods—						R	R	R	R	R
Grey, unbleached . Yards	147,550	418,631	290,946	156,100	59,503	41,355	87,032	69,771	38,035	15,927
White (bleached) . "	77,819	85,927	119,975	23,193	133,067	24,265	14,160	32,715	8,900	29,635
Coloured, printed, or dyed . "	389,788	296,038	222,458	89,405	580,501	1,05,110	67,440	64,285	25,504	1,22,086
Furts of all descrip- tions . . . . "	..	1,428	..	100	..	..	370	..	25	..
Total Piece-goods . "	615,157	752,024	633,379	268,798	773,071	1,70,730	1,69,002	1,66,771	72,464	1,67,048
Thread, sewing . Lbs.	7,528	8,437	2,100	1,882	1,520	10,340	11,501	2,254	1,703	1,761
Other sorts of manu- factures . . Value	—	—	—	—	—	3,250	771	467	441	616
Total Cotton manufac- tures (including twist and yarn) . . "	—	—	—	—	—	2,04,979	1,80,364	1,82,207	87,333	1,79,285
Haberdashery and mill- nery . . . . "	—	—	—	—	—	89,601	87,271	30,234	28,562	38,302
Silk—										
Manufactures . . "	—	—	—	—	—	7,465	9,340	10,025	1,06,126	1,24,240
Wool—										
Manufactures . . "	—	—	—	—	—	44,874	35,405	15,106	12,869	19,278
Other Textiles—										
Manufactures . . "	—	—	—	—	—	1,22,184	40,164	55,350	1,31,435	3,67,200
UMBRELLAS, including PARASOLS AND SUN- SHADES . . . . No.	7,994	136	..	180	720	11,290	850	..	250	900
VEHICLES excluding LOCO- MOTIVES, ETC., FOR RAIL- WAYS—										
Carriages and carts (ex- cluding Railway carria- ges) and parts thereof Value	—	—	—	—	—	2,880	600	..	1,541	..
Other sorts . . . "	—	—	—	—	—	27,635	18,760	16,202	36,283	29,895
POSTAL ARTICLES . . "	—	—	—	—	—	67,697	48,093	43,031	26,676	12,624
ALL OTHER ARTICLES OF MERCHANDISE . . "	—	—	—	—	—	77,052	67,115	70,616	52,820	33,770
GRAND TOTAL . . "	—	—	—	—	—	12,13,386	8,28,650	6,30,666	6,69,902	10,02,768
GRAND TOTAL OF INDIAN AND FOREIGN MERCHAN- DISE . . . . "	—	—	—	—	—	1,07,00,547	72,84,409	52,09,985	48,14,818	47,14,064

TANGANYIKA TERRITORY  
IMPORTS THEREFROM

ARTICLES	QUANTITY					VALUE				
	1929-30	1930-31	1931-32	1932-33	1933-34	1929-30	1930-31	1931-32	1932-33	1933-34
GUMS AND RESINS . . Cwts.	575	3,662	7,167	18,706	14,083	8,409	36,395	94,782	2,28,002	1,30,601
HIDES AND SKINS, RAW . { Tons { =No.	29 —19,700	..	..	1 —3,966	15 —10,540	37,028	500	..	1,055	12,856
IVORY—										
Unmanufactured . . Lbs.	2,842	464	3,514	7,382	2,318	18,145	2,627	13,536	61,956	10,549
TEXTILES—										
Cotton—										
Raw . . . . . "	571	892	569	943	2,589	7,68,503	10,40,365	4,21,366	8,13,918	23,01,611
POSTAL ARTICLES NOT SPECIFIED . . . . Value	—	—	—	—	—	9,400	7,258	6,844	6,272	4,702
ALL OTHER ARTICLES OF MERCHANDISE . . . "	—	—	—	—	—	18,848	20,178	25,650	32,538	16,558
GRAND TOTAL . . . "	—	—	—	—	—	6,50,888	11,07,318	6,04,092	11,23,741	24,76,877

No. 13—continued  
TANGANYIKA TERRITORY—continued  
EXPORTS THERETO

## INDIAN MERCHANDISE

ARTICLES	QUANTITY					VALUE				
	1929-30	1930-31	1931-32	1932-33	1933-34	1929-30	1930-31	1931-32	1932-33	1933-34
APPAREL (including DRAPERY, UNIFORMS, ACCOUTREMENTS, BUT excluding HOSIERY AND BOOTS AND SHOES) . Value	—	—	—	—	—	13,450	8,630	3,800	1,707	4,900
BOOKS, PRINTED, AND PRINTED MATTER (not being STATIONERY), including MAPS AND CHARTS . . . Cwts.	49	48	52	48	64	7,170	9,013	8,483	6,243	8,797
BOOTS AND SHOES . . . Pairs	23,956	22,894	11,893	10,385	15,180	44,758	32,000	16,105	14,025	16,180
DRUGS AND MEDICINES (excluding CHEMICALS AND NARCOTICS) . . . Value	—	—	—	—	—	9,540	8,655	9,097	7,395	7,053
DYEING AND TANNING SUBSTANCES . . . Cwts.	502	276	359	469	435	10,915	12,216	10,340	10,617	8,319
FRUITS AND VEGETABLES . Value	—	—	—	—	—	11,725	16,015	13,393	13,406	8,289
Furniture and Cabinetware . .	—	—	—	—	—	10,425	4,075	406	1,250	1,275
GRAIN, PULSE AND FLOUR—										
Pulse . . . . . Tons	116	194	146	96	106	40,890	53,160	37,233	22,270	22,134
Rice not in the husk . . . "	622	377	249	156	181	1,44,708	1,04,720	49,300	32,833	33,661
Wheat . . . . . "	229	243	228	244	250	64,140	65,825	64,805	50,098	50,245
Wheat flour . . . . . "	193	313	180	87	88	44,257	54,690	31,388	18,898	15,619
Other sorts . . . . . "	28	40	37	34	34	7,834	10,935	9,276	6,008	6,938
Total Grain, Pulse and Flour . .	1,118	1,167	840	617	659	3,01,829	2,89,886	1,82,002	1,37,002	1,21,797
HARDWARE AND CUTLERY . Value	—	—	—	—	—	17,155	5,338	2,930	3,650	3,870
INSTRUMENTS, APPARATUS, AND APPLIANCES AND PARTS THEREOF . . "	—	—	—	—	—	14,925	13,160	6,105	6,023	4,433
LEATHER—										
Hides and Skins, tanned or dressed . . . (Tons or No.)	5 =1,360	2 =897	4 =976	4 =1,160	3 =2,048	13,248	8,925	8,610	7,650	9,749
Other sorts . . . . . Value	—	—	—	—	—	16,164	11,850	8,015	6,700	5,750
Total Leather . . . . . "	—	—	—	—	—	29,412	20,775	16,625	14,350	15,499
METALS AND ORES . . . Tons	24	17	10	10	9	54,285	41,245	18,752	5,838	6,085
PROVISIONS AND OILMAN'S STORES (including FISH AND FRUITS AND VEGETABLES, CANNED OR BOTTLED)—										
Butter . . . . . Cwts.	940	1,167	540	368	457	1,30,145	1,54,082	68,825	39,761	43,820
Othersorts of provisions Value	—	—	—	—	—	13,218	17,261	19,342	14,079	8,388
Total Provisions and Oilman's stores . . . . . "	—	—	—	—	—	1,43,363	1,71,343	88,167	53,840	52,208
SEEDS . . . . . Tons	30	26	28	31	23	83,829	47,360	29,760	27,498	13,219
SPICES—										
Pepper . . . . . "	180	148	149	118	71	9,207	9,695	8,140	4,935	2,950
Other sorts . . . . . "	238	277	258	318	264	12,699	14,655	11,680	10,770	8,498
Total Spices . . . . . "	368	426	407	426	335	21,906	24,350	19,820	15,705	11,448
TEA, BLACK . . . . . lbs.	133,576	62,484	7,020	2,198	200	1,13,565	55,479	6,007	2,345	200

No. 13—continued  
TANGANYIKA TERRITORY—continued  
EXPORTS THERETO—continued

## INDIAN MERCHANDISE—continued

ARTICLES	QUANTITY					VALUE				
	1929-30	1930-31	1931-32	1932-33	1933-34	1929-30	1930-31	1931-32	1932-33	1933-34
TEXTILES—						R	R	R	R	R
Cotton—										
Twist and Yarn . Lbs.	19,712	15,468	15,768	20,012	21,200	17,750	12,950	13,055	14,168	16,600
Manufactures—										
Piece goods—										
Grey (unbleached) . Yards	2,148,190	1,748,220	2,077,088	605,148	500,370	6,92,901	5,73,440	6,89,564	2,05,187	1,67,220
White (bleached) . „	9,360	3,400	3,088	68,681	3,500	2,600	650	600	19,940	950
Coloured, printed or dyed . „	9,080,907	8,372,665	8,618,966	5,056,124	2,325,720	19,00,380	14,88,063	15,17,118	8,51,701	3,88,067
Total Piece goods . „	11,188,457	10,124,285	10,699,142	5,724,953	2,820,590	25,95,881	20,62,353	22,07,372	10,76,528	5,56,237
Thread, Sewing . Lbs.	8,956	5,442	4,713	2,468	4,788	9,450	4,770	4,035	1,990	3,765
Other sorts of manufactures . Value	—	—	—	—	—	52,105	28,942	32,910	6,110	7,402
Total Cotton manufactures (including twist and yarn) . „	—	—	—	—	—	26,75,186	21,09,015	22,57,972	10,98,791	5,83,094
Jute—										
Manufactures—										
Gunny bags . No.	626,700	602,450	337,400	430,000	781,400	2,36,583	1,79,192	84,338	95,824	1,61,787
„ cloth . Yards	336,200	300,000	161,000	115,000	311,000	60,007	43,871	18,595	11,912	40,850
WOOD AND TIMBER . Value	—	—	—	—	—	15,297	11,390	8,995	5,180	2,042
POSTAL ARTICLES . „	—	—	—	—	—	95,678	92,237	71,074	50,857	68,505
ALL OTHER ARTICLES OF MERCHANDISE . „	—	—	—	—	—	46,186	37,292	27,237	24,755	33,580
GRAND TOTAL . „	—	—	—	—	—	39,76,759	32,83,237	22,96,836	16,08,973	11,71,870

## FOREIGN MERCHANDISE

ARTICLES	QUANTITY					VALUE				
	1929-30	1930-31	1931-32	1932-33	1933-34	1929-30	1930-31	1931-32	1932-33	1933-34
						R	R	R	R	R
CUTLERY . . . . Value	—	—	—	—	—	36,165	26,375	20,425	3,675	1,110
DYING AND TANNING SUBSTANCES . „	—	—	—	—	—	17,320	4,810	5,090	1,525	1,875
FRUITS AND VEGETABLES—										
Fruits and vegetables dried, salted, or preserved . Tons	15	15	14	14	10	18,795	21,030	16,510	17,027	12,025
HARDWARE (excluding CUTLERY AND ELECTRO-PLATED WARE) . Value	—	—	—	—	—	30,988	15,692	10,209	4,701	7,101
MACHINERY AND MILLWORK . „	—	—	—	—	—	23,486	4,845	2,760	2,337	1,100
METALS AND ORES . Tons	39	21	4	3	4	24,665	11,176	8,602	1,498	2,874
PAPER AND PAPERBOARD . Value	—	—	—	—	—	11,828	4,517	2,055	5,235	1,420
SUGAR . . . . Tons	446	411	72	..	..	1,00,811	88,767	17,514	66	..
TEXTILES—										
Cotton—										
Manufactures—										
Piece goods—										
Grey (unbleached) . Yards	42,110	38,400	55,300	55,700	80,800	13,050	11,000	15,135	15,775	23,135
White (bleached) . „	40,944	2,957	40,031	9,586	..	11,875	1,075	8,150	1,350	..
Coloured, printed, or dyed . „	127,226	37,774	187,888	133,200	92,504	45,675	11,775	47,807	23,575	15,292
Total Piece goods . „	210,280	79,131	283,169	198,486	173,304	70,600	24,510	71,152	40,700	38,427

No. 13—continued  
TANGANYIKA TERRITORY—concluded  
EXPORTS THERETO—concluded

FOREIGN MERCHANDISE—continued

ARTICLES	QUANTITY					VALUE				
	1929-30	1930-31	1931-32	1932-33	1933-34	1929-30	1930-31	1931-32	1932-33	1933-34
						R	R	R	R	R
TEXTILES—contd.										
Cotton—contd.										
Manufactures—contd.										
Thread, Sewing . Lbs.	13,386	9,489	3,808	3,023	1,108	14,850	10,080	3,300	2,950	900
Other sorts of manufactures . Value	—	—	—	—	—	4,072	6,475	2,450	1,170	2,400
Total Cotton manufactures (including twist and yarn) . . . . .	—	—	—	—	—	89,582	41,055	76,902	44,820	41,727
Haberdashery and millinery . . . . .	—	—	—	—	—	33,005	51,417	33,266	36,250	32,480
Silk—										
Manufacture—										
Piecegoods . . . . .	—	—	—	—	—	2,551	300	—	2,850	13,120
Wool manufactures . . . . .	—	—	—	—	—	12,030	6,325	450	150	700
Other textiles —										
Manufactures . . . . .	—	—	—	—	—	60,809	29,546	3,465	21,705	14,955
VEHICLES, including LOCOMOTIVES FOR RAILWAYS, ETC. . . . .	—	—	—	—	—	10,985	19,760	6,615	3,268	1,800
POSTAL ARTICLES . . . . .	—	—	—	—	—	39,578	16,753	19,910	10,109	6,739
ALL OTHER ARTICLES OF MERCHANDISE . . . . .	—	—	—	—	—	76,564	40,157	29,333	32,856	23,053
GRAND TOTAL . . . . .	—	—	—	—	—	5,98,602	3,81,426	2,53,106	1,87,162	1,62,079
GRAND TOTAL OF INDIAN AND FOREIGN MERCHANDISE . . . . .	—	—	—	—	—	45,75,361	36,14,663	31,54,942	17,96,135	13,33,949

UGANDA PROTECTORATE  
IMPORTS THEREFROM

ARTICLES	QUANTITY					VALUE				
	1929-30	1930-31	1931-32	1932-33	1933-34	1929-30	1930-31	1931-32	1932-33	1933-34
						R	R	R	R	R
TEXTILES—										
Cotton—										
Raw . . . . . Tons	..	..	..	..	27	..	..	..	..	26,250
POSTAL ARTICLES NOT SPECIFIED . . . . . Value	—	—	—	—	—	2	..	..	1,353	..
ALL OTHER ARTICLES OF MERCHANDISE . . . . .	—	—	—	—	—	343	140	155	364	7,650
GRAND TOTAL . . . . .	—	—	—	—	—	345	140	155	1,717	33,900

EXPORTS THERETO

INDIAN MERCHANDISE

ARTICLES	QUANTITY					VALUE				
	1929-30	1930-31	1931-32	1932-33	1933-34	1929-30	1930-31	1931-32	1932-33	1933-34
						R	R	R	R	R
POSTAL ARTICLES . . . . . Value	—	—	—	—	—	2,77,767	2,35,811	1,22,241	79,833	92,576
ALL OTHER ARTICLES OF MERCHANDISE . . . . .	—	—	—	—	—	935	..	1,870	20	..
GRAND TOTAL . . . . .	—	—	—	—	—	2,78,702	2,35,811	1,24,111	79,853	92,576

FOREIGN MERCHANDISE

ARTICLES	QUANTITY					VALUE				
	1929-30	1930-31	1931-32	1932-33	1933-34	1929-30	1930-31	1931-32	1932-33	1933-34
						R	R	R	R	R
POSTAL ARTICLES . . . . . Value	—	—	—	—	—	44,260	43,842	42,511	21,976	11,781
ALL OTHER ARTICLES OF MERCHANDISE . . . . .	—	—	—	—	—	..	..	360	..	12
GRAND TOTAL . . . . .	—	—	—	—	—	44,260	43,842	42,861	21,976	11,793
GRAND TOTAL OF INDIAN AND FOREIGN MERCHANDISE . . . . .	—	—	—	—	—	3,22,962	2,78,953	1,66,972	1,01,829	1,04,369

No. 13—continued  
 NYASALAND PROTECTORATE  
 IMPORTS THEREFROM

ARTICLES	QUANTITY					VALUE				
	1929-30	1930-31	1931-32	1932-33	1933-34	1929-30	1930-31	1931-32	1932-33	1933-34
						R	R	R	R	R
TOTAL Value	—	—	—	—	—	3,450	777	..	709	151

## EXPORTS THERETO

## INDIAN MERCHANDISE

ARTICLES	QUANTITY					VALUE				
	1929-30	1930-31	1931-32	1932-33	1933-34	1929-30	1930-31	1931-32	1932-33	1933-34
						R	R	R	R	R
ALL OTHER ARTICLES OF MERCHANDISE Value	—	—	—	—	—	..	..	3,825	4,975	..
GRAND TOTAL ..	—	—	—	—	—	..	..	3,825	4,975	..

## FOREIGN MERCHANDISE

Nil.

## ITALIAN EAST AFRICA (SOMALILAND AND ERITREA)

## IMPORTS THEREFROM

ARTICLES	QUANTITY					VALUE				
	1929-30	1930-31	1931-32	1932-33	1933-34	1929-30	1930-31	1931-32	1932-33	1933-34
						R	R	R	R	R
GUMS AND RESINS . . Cwts.	1,483	1,325	510	821	277	36,911	30,005	9,850	16,159	5,742
HIDES AND SKINS, RAW { Tons —No.	— <sup>0</sup> <sub>255</sub>	..	— <sup>3</sup> <sub>2,880</sub>	..	..	12,750	..	2,015	..	..
SALT . . . . . Tons	68,465	154,139	67,196	108,443	12,067	13,17,880	22,17,500	9,78,362	14,13,587	1,82,440
SHells AND COWRIES— Shells . . . . . Cwts.	708	204	7,939	50	80	30,918	16,815	18,443	4,304	6,056
ALL OTHER ARTICLES OF MERCHANDISE Value	—	—	—	—	—	25,727	21,259	7,948	23,099	3,273
GRAND TOTAL . .	—	—	—	—	—	14,23,692	22,85,580	10,16,643	14,62,619	1,97,532



ITALIAN EAST AFRICA (SOMALILAND AND ERITREA)—continued  
EXPORTS THERE TO

INDIAN MERCHANDISE

ARTICLES	QUANTITY					VALUE				
	1929-30	1930-31	1931-32	1932-33	1933-34	1929-30	1930-31	1931-32	1932-33	1933-34
DRUGS AND MEDICINES (including CHEMICALS AND NARCOTICS) . . . Value	—	—	—	—	—	21,837	1,020	2,111	8,007	4,100
FRUITS AND VEGETABLES . . .	—	—	—	—	—	7,911	7,360	5,429	7,863	6,284
<b>GRAIN, PULSE AND FLOUR—</b>										
Jowar and bajra . . . Tons	4,544	91	1,389	419	80	6,89,082	12,975	1,06,846	41,454	2,153
Pulse . . .	43	42	9	27	12	11,011	10,415	2,487	4,343	2,489
Rice not in the husk . . .	2,355	1,978	2,020	2,245	3,063	4,36,948	3,20,062	2,43,474	2,54,902	2,65,092
Wheat . . .	102	75	9	6	9	21,038	13,562	1,009	1,186	1,325
Wheat flour . . .	3,639	2,407	3,157	1,845	206	7,55,465	3,49,125	3,04,307	1,41,465	22,720
Other sorts . . .	45	60	..	..	4	6,267	6,476	22	..	292
Total Grain, Pulse and Flour . . .	10,728	4,658	6,584	4,042	3,324	19,12,561	7,19,515	7,18,145	4,43,440	2,94,071
HIDES AND SKINS, RAW . . . (Tons = 25,525 = No.)	32	..	..	..	..	38,287	..	..	..	..
METALS AND ORES . . . Tons	7	6	7	13	10	6,345	8,800	4,163	8,144	3,490
OILS . . . Gals.	9,188	545	86	204	2,270	22,423	2,190	190	895	7,920
PROVISIONS AND OILMAN'S STORES . . . Value	—	—	—	—	—	2,737	4,100	4,538	9,002	12,833
SEEDS . . . Tons	27	15	70	14	61	16,179	10,023	28,074	5,369	17,663
<b>SPICES—</b>										
Chillies . . . Cwts.	4,409	1,834	315	328	187	1,54,326	46,322	8,524	6,093	3,470
Ginger . . .	1,112	997	953	1,344	1,868	45,926	38,775	28,191	27,727	32,094
Pepper . . .	521	511	519	449	206	43,590	32,825	23,235	18,030	9,850
Other sorts . . .	34	22	11	19	12	6,470	1,760	1,328	3,025	685
Total Spices . . .	6,076	3,364	1,798	2,139	2,333	2,50,311	1,19,682	66,178	56,075	45,899
<b>TEA—</b>										
Black . . . Lbs.	279,965	216,790	370,699	353,376	320,095	1,87,333	90,075	1,48,498	1,23,977	1,57,079
<b>TEXTILES—</b>										
Cotton— Twist and yarn . . .	64,300	47,234	59,650	32,680	47,750	57,730	29,580	41,215	19,043	25,020
Manufactures— Handkerchiefs and shawls in the piece . . . No.	20,940	75,250	34,700	2,000	8,000	5,748	16,450	7,850	800	1,600
Piece goods— Grey (unbleached) Yards	244,699	158,947	7,420	37,835	45,355	64,815	31,186	1,850	8,987	12,075
White (bleached) "	2,300	5,600	2,006	1,600	6,200	650	1,820	500	400	1,460
Coloured, printed, or dyed . . .	504,940	362,290	219,435	275,198	171,680	1,60,110	1,12,490	58,410	72,102	36,740
Total Piecegoods . . .	751,939	526,837	298,855	814,633	223,235	2,25,575	1,45,496	60,760	81,489	50,275
Other sorts of manufactures . . . Value	—	—	—	—	—	22,297	8,790	3,350	8,072	14,960
Total Cotton manufactures (including twist and yarn) . . .	—	—	—	—	—	3,11,360	2,00,266	1,12,705	1,09,504	91,855
Haberdashery and Millinery . . .	—	—	—	—	—	1,660	6,775	6,075	14,120	9,700
<b>Jute—</b>										
Manufactures— Gunny bags . . . No.	77,909	155,000	148,200	182,000	311,400	26,923	47,793	37,278	48,129	73,655
TOBACCO . . . Lbs.	29,512	62,608	13,216	—	10	18,920	29,480	4,880	..	6
ALL OTHER ARTICLES OF MERCHANDISE . . . Value	—	—	—	—	—	56,333	37,799	23,588	37,718	41,438
<b>GRAND TOTAL . . .</b>	—	—	—	—	—	28,25,510	12,94,878	11,62,650	8,67,645	7,66,897

No. 13—continued

## ITALIAN EAST AFRICA (SOMALILAND AND ERITREA)—concluded

EXPORTS THERETO—continued

## FOREIGN MERCHANDISE

ARTICLES	QUANTITY					VALUE				
	1929-30	1930-31	1931-32	1932-33	1933-34	1929-30	1930-31	1931-32	1932-33	1933-34
						R	R	R	R	R
SPICES . . . Cwts.	95	274	44	195	123	3,338	17,070	1,256	4,863	3,872
SUGAR— Sugar, 16 Dutch (a) standard and above Tons	120	—	—	—	—	19,750	—	—	—	—
Sugar 23 Dutch stan- dard and above . . . "	—	70	2	89	47	—	11,020	200	4,680	11,340
TEXTILES— Cotton— Manufactures— Piece goods— Grey (unbleached) . Yards	76,500	9,000	1,800	..	..	23,075	1,900	800	..	..
White (bleached) . "	2,980	..	..	..	20,500	756	..	..	..	4,200
Coloured, printed, or dyed . . . "	21,450	25,340	3,000	11,140	22,710	13,625	4,237	600	2,880	4,475
Total Piece goods . . . "	100,930	34,340	4,800	11,140	43,210	37,456	6,137	1,400	2,880	8,675
Other sorts of manu- factures . . . Value	—	—	—	—	—	2,800	..	150	967	775
Total Cotton manufac- tures (including twist and yarn) . . . "	—	—	—	—	—	40,056	6,137	1,550	3,707	9,450
▲ ALL OTHER ARTICLES OF MERCHANDISE . . . "	—	—	—	—	—	22,018	11,361	16,625	23,085	18,378
GRAND TOTAL . . . "	—	—	—	—	—	86,157	45,608	19,650	40,425	43,040
GRAND TOTAL OF INDIAN AND FOREIGN MERCHANDISE . . . "	—	—	—	—	—	29,11,667	18,30,436	11,82,280	9,09,070	8,09,93

## SOMALILAND (BRITISH AND FRENCH)

IMPORTS THEREFROM

ARTICLES	QUANTITY					VALUE				
	1929-30	1930-31	1931-32	1932-33	1933-34	1929-30	1930-31	1931-32	1932-33	1933-34
						R	R	R	R	R
GUMS AND RESINS . Cwts.	720	181	195	89	330	23,596	4,565	5,350	3,213	8,516
SALT . . . Tons	14,622	13,600	..	5,190	..	2,95,642	1,83,248	..	73,379	..
POSTAL ARTICLES NOT SPECIFIED . . . Value	—	—	—	—	—	253	164	392	151	04
ALL OTHER ARTICLES OF MERCHANDISE . . . "	—	—	—	—	—	10,839	9,390	6,914	307	6,039
GRAND TOTAL . . . "	—	—	—	—	—	3,36,379	2,08,307	12,662	77,090	14,648

EXPORTS THERETO

## INDIAN MERCHANDISE

ARTICLES	QUANTITY					VALUE				
	1929-30	1930-31	1931-32	1932-33	1933-34	1929-30	1930-31	1931-32	1932-33	1933-34
						R	R	R	R	R
FODDER, BRAN and POLLARDS (excluding OILCAKE) . Tons	226	50	118	68	..	40,900	4,800	6,700	6,000	..
GRAIN, PULSE AND FLOUR— Jowar and Bajra . . . "	1,180	115	450	268	135	1,32,561	13,420	51,335	20,620	15,415
Gram . . . "	214	215	245	..	43	43,718	40,610	48,602	72,475	8,001

(a) Shown under the new sub-head from 1930-31.

SOMALILAND (BRITISH AND FRENCH)—continued

EXPORTS THERETO— continued

INDIAN MERCHANDISE—continued

ARTICLES	QUANTITY					VALUE				
	1929-30	1930-31	1931-32	1932-33	1933-34	1929-30	1930-31	1931-32	1932-33	1933-34
<b>GRAIN, PULSE AND FLOUR—contd.</b>										
Rice not in the husk . Tons	4,613	2,857	2,083	3,701	4,461	8,70,051	4,48,221	3,42,946	3,74,436	2,80,51
Wheat flour . . . . "	567	442	472	298	149	1,10,498	65,104	46,605	94,969	17,73
Other sorts . . . . "	108	64	43	333	18	15,864	8,825	4,272	2,981	1,58
Total Grain, Pulse and Flour . . . . "	5,682	3,693	4,193	4,000	4,806	12,22,192	5,81,186	4,93,848	5,14,481	3,24,26
Oils . . . . Gallons	12,302	16,760	5,160	4,741	3,604	36,325	45,605	12,960	11,810	8,20
PROVISIONS AND OILMAN'S STORES, ETC. . . . Value	—	—	—	—	—	10,780	11,365	13,825	9,766	6,38
TEA—										
Black . . . . Lbs.	144,897	270,796	214,089	133,712	1,07,002	85,989	1,51,217	91,072	50,006	80,76
TEXTILES—										
Cotton—										
Twist and yarn . . . . "	686,100	893,600	1,976,300	1,821,760	1,516,280	5,12,975	6,03,947	12,92,021	9,90,060	7,03,52
Manufactures—										
Piece goods—										
Grey (unbleached) . Yards	570,105	375,910	424,780	312,480	304,950	1,54,700	99,700	74,020	71,870	61,73
White (bleached) . . "	37,380	18,100	..	53,350	10,300	11,980	4,800	..	14,200	2,00
Coloured, printed, or dyed . "	496,875	236,352	406,105	386,275	323,440	1,40,710	59,040	99,890	1,14,700	70,56
Total Piece goods . . . . "	1,104,360	630,362	830,885	752,105	638,690	3,07,390	1,63,540	1,73,910	2,00,770	1,34,35
Othersorts of manufactures Value	—	—	—	—	—	17,425	23,600	11,610	6,185	10,07
Total of Cotton manufactures (including Twist and Yarn) . . . . "	—	—	—	—	—	8,37,790	7,91,037	14,77,541	12,03,615	9,07,95
Jute manufactures—										
Gunny bags . . . . No.	112,500	207,000	210,400	363,200	333,200	45,763	66,749	48,941	93,788	67,29
Gunny cloth . . . . Yards	32,000	39,560	30,500	6,000	8,000	6,350	6,590	5,199	512	740
Silk, Raw . . . . Lbs.	3,268	..	..	..	150	11,400	..	..	..	450
POSTAL ARTICLES . . . . Value	—	—	—	—	—	52,029	33,729	29,113	26,516	20,100
ALL OTHER ARTICLES OF MERCHANDISE . . . . "	—	—	—	—	—	38,503	37,671	30,517	45,317	40,205
GRAND TOTAL . . . . "	—	—	—	—	—	23,88,021	17,29,999	22,47,361	19,62,411	14,71,404

FOREIGN MERCHANDISE

ARTICLES	QUANTITY					VALUE				
	1929-30	1930-31	1931-32	1932-33	1933-34	1929-30	1930-31	1931-32	1932-33	1933-34
<b>TEXTILES—</b>										
<b>Cotton—</b>										
Twist and yarn . . . . Lbs.	16,200	31,316	16,300	19,800	17,900	25,680	37,990	11,775	15,740	14,056
Hosiery . . . . Value	—	—	—	—	—	7,416	625	..	130	160
<b>Manufactures—</b>										
<b>Piece goods—</b>										
Grey (unbleached) . Yards	..	..	..	40,500	45,000	..	..	..	10,500	8,800
White (bleached) . . "	1,120	10,500	12,300	..	..	1,020	3,125	2,555	..	..
Coloured, printed or dyed . "	7,400	1,800	4,200	26,760	73,513	3,400	1,150	1,425	3,651	11,205
Total Piece goods . . . . "	8,520	12,300	16,500	67,260	118,513	4,420	4,275	3,980	14,151	20,005
Total Cotton manufactures (including twist and yarn) Value	—	—	—	—	—	37,516	42,890	15,765	30,021	34,210
POSTAL ARTICLES . . . . "	—	—	—	—	—	3,781	4,790	4,905	2,901	2,180
ALL OTHER ARTICLES OF MERCHANDISE . . . . "	—	—	—	—	—	14,150	11,957	22,288	31,100	120,292
GRAND TOTAL . . . . "	—	—	—	—	—	55,456	59,637	42,948	64,091	56,688
GRAND TOTAL OF INDIAN AND FOREIGN MERCHANDISE . . . . "	—	—	—	—	—	24,48,477	17,99,536	22,90,309	20,26,502	15,28,092

No. 13—continued

## ABYSSINIA

## IMPORTS THEREFROM

ARTICLES	QUANTITY					VALUE				
	1929-30	1930-31	1931-32	1932-33	1933-34	1929-30	1930-31	1931-32	1932-33	1933-34
						R	R	R	R	R
TOTAL VALUE . . .	—	—	—	—	—	..	120	..	..	16

## EXPORTS THERETO

## INDIAN MERCHANDISE

ARTICLES	QUANTITY					VALUE				
	1929-30	1930-31	1931-32	1932-33	1933-34	1929-30	1930-31	1931-32	1932-33	1933-34
						R	R	R	R	R
GRAIN, PULSE AND FLOUR—										
Rice not in the husk . Tons	..	..	330	..	..	..	..	23,539	..	..
All other articles of merchandise . . . Value	—	—	—	—	—	..	..	2,002	112	..
GRAND TOTAL . . .	—	—	—	—	—	..	..	26,281	112	..

## FOREIGN MERCHANDISE

ARTICLES	QUANTITY					VALUE				
	1929-30	1930-31	1931-32	1932-33	1933-34	1929-30	1930-31	1931-32	1932-33	1933-34
						R	R	R	R	R
TOTAL VALUE . . .	—	—	—	—	—	..	..	..	1,068	950
GRAND TOTAL OF INDIAN AND FOREIGN MERCHANDISE Value	—	—	—	—	—	..	..	26,281	1,176	950

ANGLO-EGYPTIAN SUDAN  
IMPORTS THEREFROM

ARTICLES	QUANTITY					VALUE				
	1929-30	1930-31	1931-32	1932-33	1933-34	1929-30	1930-31	1931-32	1932-33	1933-34
						R	R	R	R	R
GUMS AND RESINS—										
Arabic . . . Cwts.	454	500	1,088	808	874	13,300	15,400	23,440	17,002	20,130
TEXTILES—										
Cotton—Raw . . .	..	34	1,676	6,447	871	..	33,030	16,86,330	66,24,750	7,10,200
ALL OTHER ARTICLES OF MERCHANDISE . . . Value	—	—	—	—	—	5,046	1,215	5,080	1,246	2,168
GRAND TOTAL . . .	—	—	—	—	—	18,346	50,545	17,14,800	66,43,598	7,41,000

## EXPORTS THERETO

## INDIAN MERCHANDISE

ARTICLES	QUANTITY					VALUE				
	1929-30	1930-31	1931-32	1932-33	1933-34	1929-30	1930-31	1931-32	1932-33	1933-34
						R	R	R	R	R
APPAREL (including DRAPERY, UNIFORMS, ACCOUTREMENTS, BUT excluding HOSIERY AND BOOTS AND SHOES) . Value	—	—	—	—	—	10,045	8,920	5,187	6,314	14,268
GRAIN, PULSE AND FLOUR—										
Jowar and Bajra . . . Tons	..	..	3,950	1,991	..	170	180	2,94,332	1,36,162	103
Pulse . . .	77	210	87	273	255	20,382	33,915	17,978	29,539	30,548
Rice not in the husk . . .	119	63	1,089	929	206	25,040	11,735	1,23,607	1,08,870	30,141
Wheat Flour . . .	894	30	5,192	2,260	218	1,82,618	4,557	6,86,852	2,44,075	29,263
Other sorts . . .	..	1	11	2	1	265	296	2,053	510	573
Total Grain, Pulse and Flour . . .	1,090	303	10,329	5,455	740	2,38,475	50,633	10,24,822	5,14,156	90,633

ANGLO-EGYPTIAN SUDAN—continued

EXPORTS THERETO—continued

INDIAN MERCHANDISE—continued

ARTICLES	QUANTITY					VALUE				
	1929-30	1930-31	1931-32	1932-33	1933-34	1929-30	1930-31	1931-32	1932-33	1933-34
HARDWARE AND CUTLERY (excluding PLATEDWARE) . Value	—	—	—	—	—	R 47,878	R 35,792	R 13,904	R 11,142	R 15,130
METALS AND ORES . . . Tons	15	17	..	..	1	37,275	41,086	300	—	1,400
OILS—										
Essential—										
Sandalwood oil . . . Gals.	223	367	193	312	334	38,610	41,130	26,470	33,029	23,370
Palma Rosa oil . . . "	5,139	5,319	3,263	4,428	4,677	2,07,440	1,92,750	1,06,050	1,27,550	1,13,036
Other sorts . . . "	1,858	1,858	1,515	1,240	1,307	58,417	40,150	25,250	28,750	23,875
Total Essential oils . . . "	7,220	7,504	4,971	5,980	6,408	3,04,473	2,74,030	1,57,770	1,89,929	1,63,881
Other oils . . . . . "	530	1,218	486	275	200	1,585	4,155	965	515	615
Total of Oils . . . . . "	7,806	8,722	5,457	6,264	6,608	3,06,058	2,78,185	1,58,735	1,90,444	1,64,496
PROVISIONS AND OILMAN'S STORES—										
Butter . . . . . Cwts.	193	158	108	97	91	24,043	18,508	12,278	10,429	9,049
Other sorts of Provisions . Value	—	—	—	—	—	4,345	4,755	3,832	2,720	4,984
Total Provisions and Oilman's Stores . . . . . "	—	—	—	—	—	29,793	23,263	16,110	13,149	14,033
SPICES—										
Cardamoms . . . . . Cwts.	95	189	27	98	117	26,854	36,905	5,115	13,739	16,725
Ginger . . . . . "	1,349	1,856	1,578	2,115	1,978	53,260	57,668	34,547	33,482	32,730
Pepper . . . . . "	695	506	130	268	290	54,232	31,665	8,778	11,625	10,480
Other sorts . . . . . "	9	10	23	16	21	610	615	930	575	1,227
Total Spices . . . . . "	2,148	2,550	1,807	2,495	2,406	1,34,956	1,26,913	49,370	64,421	61,162
TEA, BLACK . . . . . Lbs.	1,916,071	1,734,456	454,262	92,074	385,559	10,85,521	8,02,233	2,09,008	42,538	2,17,731
TEXTILES—										
Cotton—										
Twist and yarn . . . . . "	50,400	1,200	..	..	1,000	13,931	900	..	..	950
Manufactures—										
Piece-goods—										
Grey (unbleached) . . . Yards	1,056,168	499,050	234,630	114,350	144,168	2,24,865	95,770	44,037	26,200	20,775
White (bleached) . . . . . "	86,075	..	24,300	14,240	..	41,025	..	4,250	2,875	..
Coloured, printed or dyed . . . "	1,673,495	1,699,660	1,421,098	1,701,324	1,935,787	5,17,954	4,26,223	3,70,555	4,25,006	4,17,615
Total Piece-goods . . . . . "	2,816,638	2,198,710	1,680,028	1,829,914	2,079,955	7,83,304	5,31,993	4,19,572	4,54,141	4,44,300
Other sorts of Manufactures . . . . . Value	—	—	—	—	—	15,472	10,962	300	2,150	7,051
Total Cotton Manufactures (including Twist and Yarn) . . . . . "	—	—	—	—	—	8,17,817	5,99,855	4,19,972	4,56,291	4,52,341
Jute—										
Manufactures—										
Gunny bags . . . . . No.	4,358,440	1,749,150	1,467,550	2,274,100	3,144,250	19,40,961	7,40,308	5,18,333	7,69,328	9,71,675
Gunny Cloth . . . . . Yards	81,250	62,525	150,000	34,000	10,000	35,200	10,149	20,000	4,990	8,072
WOOD AND TIMBER . . . . . Value	—	—	—	—	—	1,22,829	88,990	64,037	49,351	54,145
ALL OTHER ARTICLES OF MERCHANDISE . . . . . "	—	—	—	—	—	33,008	40,407	43,890	18,316	18,794
GRAND TOTAL . . . . . "	—	—	—	—	—	48,35,906	33,44,773	25,29,559	21,47,990	20,63,880

## ANGLO-EGYPTIAN SUDAN—concluded

## EXPORTS THERETO—concluded

## FOREIGN MERCHANDISE

ARTICLES	QUANTITY					VALUE				
	1929-30	1930-31	1931-32	1932-33	1933-34	1929-30	1930-31	1931-32	1932-33	1933-34
						R	R	R	R	R
<b>FRUITS AND VEGETABLES—</b>										
Fruits and vegetables: Dried, salted or preserved—										
Dates . . . . . Tons	74	..	..	..	..	21,290	..	..	..	..
Other sorts . . . . . Value	—	—	—	—	—	1,400	2,305	3,967	2,582	2,011
Total Fruits and Vegetables . . . . . "	—	—	—	—	—	22,690	2,305	3,967	2,582	2,011
<b>GLASS AND GLASSWARE . . . . . "</b>										
	—	—	—	—	—	4,510	11,305	..	640	5,746
<b>METALS AND ORES . . . . . Tons</b>										
	19	31	9	7	29	46,475	66,848	10,712	17,102	72,837
<b>OILS . . . . . Gals.</b>										
	862,775	304	275	142	275	1,72,555	9,950	6,905	4,730	0,720
<b>SPICES . . . . . Cwts.</b>										
	165	569	39	258	293	5,200	12,015	2,190	9,745	6,531
<b>TEXTILES—</b>										
Cotton—										
Manufactures—										
Piece-goods—										
Grey (unbleached) . Yards	196,515	24,224	146,100	52,600	338,957	59,846	7,280	27,580	12,350	70,098
White (bleached) . . "	8,810	..	..	10,000	280,425	1,072	..	..	1,895	66,505
Coloured, printed or dyed . . . . . "	21,100	9,900	36,000	116,140	266,936	5,322	2,400	13,575	21,230	53,641
Total Piece-goods . . . . . "	221,425	34,124	182,100	178,740	886,308	66,240	9,680	41,155	35,475	1,90,244
Other sorts of manufactures . . . . . Value										
	—	—	—	—	—	140	..	..	85	593
Total Cotton Manufactures (including twist and yarn) . . . . . "	—	—	—	—	—	66,380	9,680	41,155	35,560	1,90,837
Silk piece-goods . . . . . Yards										
	..	..	..	..	83,110	..	..	..	..	50,172
Other Textiles—										
Manufactured . . . . . "	—	—	—	—	—	..	3,380	33,572	22,705	4,79,540
POSTAL ARTICLES NOT SPECIFIED . . . . . "	—	—	—	—	—	2,165	..	..	..	..
ALL OTHER ARTICLES OF MERCHANDISE . . . . . "	—	—	—	—	—	13,708	9,700	8,881	12,611	22,174
<b>GRAND TOTAL . . . . . "</b>	—	—	—	—	—	3,36,668	1,25,591	1,16,882	1,05,675	8,30,568
<b>GRAND TOTAL OF INDIAN AND FOREIGN MANUFACTURE . . . . . "</b>	—	—	—	—	—	51,09,574	29,72,364	26,45,940	22,46,665	29,20,454

MAURITIUS AND DEPENDENCIES

IMPORTS THEREFROM

ARTICLES	QUANTITY					VALUE				
	1929-30	1930-31	1931-32	1932-33	1933-34	1929-30	1930-31	1931-32	1932-33	1933-34
METALS (excluding ores) . Tons	19	72	6	..	1	18,084	20,718	2,510	..	245
POSTAL ARTICLES NOT SPECIFIED . . . . . Value	—	—	—	—	—	1,069	717	20	52	89
ALL OTHER ARTICLES OF MERCHANDISE . . . . . "	—	—	—	—	—	4,615	9,943	10,188	5,332	14,326
GRAND TOTAL . . . . . "	—	—	—	—	—	18,768	37,278	12,727	5,384	14,710

EXPORTS THERETO

INDIAN MERCHANDISE

ARTICLES	QUANTITY					VALUE				
	1929-30	1930-31	1931-32	1932-33	1933-34	1929-30	1930-31	1931-32	1932-33	1933-34
APPAREL (including DRAPERY, UNIFORMS, ACCOUTREMENTS, BUT excluding HOSIERY AND BOOTS AND SHOES) . Value	—	—	—	—	—	27,375	13,967	18,185	11,632	22,183
BUILDING AND ENGINEERING MATERIALS— Other than of Iron, Steel or Wood . . . . . "	—	—	—	—	—	30,414	2,537	..	..	4,396
CANDLES OF ALL KINDS . Lbs.	219,375	241,564	5,468	217,105	160,938	61,698	67,939	1,538	61,037	45,264
CHEMICALS AND CHEMICAL PREPARATIONS (excluding CHEMICAL MANURES AND MEDICINES)— Potassium compounds— Saltpetre . . . . . Cwts.	2,278	4,467	45,837	48,167	88,054	45,560	70,506	4,68,302	3,11,407	6,79,283
Other sorts of chemicals Value	—	—	—	—	—	6,761	822	2,055	462	792
Total Chemicals, etc. . . . . "	—	—	—	—	—	52,321	71,328	4,70,357	3,11,869	6,80,075
COAL AND COKE . . . Tons	2,151	2,007	1,150	2,517	922	24,040	22,077	12,080	27,687	10,142
COIR, MANUFACTURED (excluding ROPE) . . . . . "	59	108	49	141	34	26,942	23,762	17,676	8,415	13,898
CORDAGE AND ROPE of VEGETABLE FIBRE (excluding JUTE AND COTTON) . . . . . Cwts.	442	509	279	504	466	15,353	16,914	7,807	14,032	9,044
Drugs and Medicines . Value	—	—	—	—	—	4,539	5,024	3,934	3,988	17,438
DYEING AND TANNING SUBSTANCES— Turmeric . . . . . "	2,178	1,772	1,705	2,570	1,803	64,707	45,258	36,055	41,579	28,194
Other sorts . . . . . "	4	..	17	8	1	108	..	1,700	90	10
Total Dyeing and Tanning Substances . . . . . "	2,182	1,772	1,722	2,578	1,804	64,815	45,258	37,755	41,669	28,204
FISH (excluding CANNED FISH)— Fish, dry, unsalted . . . . . "	2,688	3,647	3,834	3,322	3,716	85,217	1,09,849	89,686	70,382	73,972
FODDER, BRAN, AND POLLARDS (excluding oilcake) . . . . . Tons	754	906	248	354	624	76,912	60,907	14,845	18,737	28,944
FRUITS AND VEGETABLES— Fresh Fruits and Vegetables . . . . . Value	—	—	—	—	—	11,501	20,029	16,530	9,980	25
Fruits and vegetables: dried, salted, or preserved, all sorts . . . . . Tons	86	56	88	71	58	15,939	5,444	12,106	7,842	5,243
Total Fruits and Vegetables . . . . . Value	—	—	—	—	—	27,440	25,473	28,636	17,822	5,268

No. 13—*continued*  
 MAURITIUS AND DEPENDENCIES—*continued*  
 EXPORTS THERETO—*continued*

INDIAN MERCHANDISE—*continued*

ARTICLES	QUANTITY					VALUE				
	1929-30	1930-31	1931-32	1932-33	1933-34	1929-30	1930-31	1931-32	1932-33	1933-34
						Rs	Rs	Rs	Rs	Rs
<b>GRAIN, PULSE AND FLOUR—</b>										
<b>Pulse—</b>										
Gram . . . Tons	666	452	437	580	308	1,02,167	62,671	40,626	55,760	26,411
Lentils . . . "	1,418	791	1,252	1,728	829	3,55,467	1,88,787	2,46,652	3,01,844	1,27,022
Pulse, other sorts . . . "	3,827	2,949	3,517	3,381	3,641	6,21,640	4,32,492	4,49,818	4,36,056	3,38,611
<b>Total Pulse . . . "</b>	<b>5,911</b>	<b>4,192</b>	<b>5,206</b>	<b>5,698</b>	<b>4,778</b>	<b>10,79,274</b>	<b>6,83,950</b>	<b>7,37,096</b>	<b>7,93,652</b>	<b>4,92,054</b>
Rice not in the husk . . . "	61,855	40,626	50,640	51,765	52,392	1,00,21,201	64,91,286	54,01,230	46,30,335	36,52,486
Wheat flour . . . "	2,742	4,434	1,277	256	92	5,49,017	6,23,005	1,30,916	29,996	10,611
Other sorts . . . "	123	161	98	191	211	28,655	29,907	13,269	25,923	22,555
<b>Total Grain, Pulse and Flour . . . "</b>	<b>70,631</b>	<b>58,403</b>	<b>57,221</b>	<b>57,910</b>	<b>57,473</b>	<b>1,16,78,147</b>	<b>78,28,298</b>	<b>62,91,511</b>	<b>54,79,906</b>	<b>41,77,091</b>
<b>INSTRUMENTS, APPARATUS, AND APPLIANCES AND PARTS THEREOF . Value</b>										
	—	—	—	—	—	4,046	11,818	704	2,567	10,051
<b>METALS AND ORES . Tons</b>										
	15	9	4	3	30	44,216	20,170	10,612	6,885	13,764
<b>OILS—</b>										
<b>Vegetable, non-essential—</b>										
Castor . . . Gals.	20,626	16,893	19,969	13,865	27,330	38,127	28,761	27,157	17,598	31,805
Groundnut . . . "	58,161	99,481	42,400	53,154	33,714	1,37,073	1,97,689	88,059	91,081	62,993
Linseed . . . "	1,956	4,216	1,050	500	2,016	5,175	12,800	2,047	802	2,760
Mustard or rape . . . "	120,222	111,428	165,284	93,240	161,696	2,75,927	2,30,525	2,60,306	1,29,057	1,81,054
Sesamum (oil or linjil) . . . "	11,755	21,770	14,960	5,002	12,828	27,672	56,031	35,105	8,365	21,405
Other sorts . . . "	1,812	..	387	80	153	9,815	..	2,419	93	356
<b>Total Vegetable, Non-essential . . . "</b>	<b>214,522</b>	<b>253,788</b>	<b>244,050</b>	<b>165,841</b>	<b>237,740</b>	<b>4,93,789</b>	<b>5,25,806</b>	<b>4,15,093</b>	<b>2,47,056</b>	<b>3,01,072</b>
<b>PROVISIONS AND OIL-MAN'S STORES—</b>										
Ghl . . . Cwts.	1,780	1,364	1,946	546	1,735	1,78,726	1,33,437	1,63,309	45,301	1,05,149
Other sorts of provisions Value	—	—	—	—	—	5,478	6,168	2,987	38,653	757
<b>Total Provisions and Oil-man's stores . . . "</b>	<b>—</b>	<b>—</b>	<b>—</b>	<b>—</b>	<b>—</b>	<b>1,84,204</b>	<b>1,39,625</b>	<b>1,66,386</b>	<b>83,954</b>	<b>1,05,906</b>
<b>SEEDS—</b>										
<b>Oil-seeds—</b>										
<b>Essential—</b>										
Coriander . . . Tons	113	68	90	78	104	18,306	10,069	17,839	12,663	18,800
Cumin (other than black), . . . "	15	16	11	18	16	10,955	16,911	8,405	9,167	9,027
Other sorts . . . "	14	14	0	18	12	7,154	6,997	4,855	4,361	3,627
<b>Total Seeds, Essential . . . "</b>	<b>142</b>	<b>98</b>	<b>110</b>	<b>112</b>	<b>132</b>	<b>42,414</b>	<b>33,977</b>	<b>30,999</b>	<b>26,191</b>	<b>26,484</b>
<b>Non-essential—</b>										
Groundnuts . . . Tons	..	120	..	1	21	..	21,800	..	132	1,094
Other sorts . . . "	47	42	43	51	46	16,995	15,104	15,796	12,232	11,110
<b>Total Seeds, Non-essential . . . "</b>	<b>47</b>	<b>162</b>	<b>43</b>	<b>52</b>	<b>67</b>	<b>16,995</b>	<b>36,904</b>	<b>15,796</b>	<b>12,414</b>	<b>12,804</b>
Other than oil-seeds . . . "	2	..	..	1	1	337	480	100	225	294
<b>Total Seeds . . . "</b>	<b>191</b>	<b>260</b>	<b>153</b>	<b>165</b>	<b>200</b>	<b>59,746</b>	<b>71,361</b>	<b>45,995</b>	<b>38,830</b>	<b>39,562</b>
<b>SPICES—</b>										
Chillies . . . Cwts.	1,450	1,439	1,991	1,137	1,493	37,875	21,764	22,634	12,538	21,341
Other sorts . . . "	67	49	26	26	29	6,143	4,484	1,800	1,992	1,420
<b>Total Spices . . . "</b>	<b>1,517</b>	<b>1,488</b>	<b>2,017</b>	<b>1,163</b>	<b>1,522</b>	<b>44,018</b>	<b>26,248</b>	<b>24,434</b>	<b>14,530</b>	<b>22,761</b>
Tea, BLACK . . . Lbs.	5,728	1,255	11,926	5,128	4,675	4,646	1,032	4,744	1,376	1,797



No. 13—continued  
 MAURITIUS AND DEPENDENCIES—continued  
 EXPORTS THERETO—continued

INDIAN MERCHANDISE—concluded

ARTICLES	QUANTITY					VALUE				
	1929-30	1930-31	1931-32	1932-33	1933-34	1929-30	1930-31	1931-32	1932-33	1933-34
<b>TEXTILES—</b>						R	R	R	R	R
<b>Cotton—</b>										
Manufactures—										
Piece-goods—										
Grey (unbleached) . Yards	178,442	54,175	55,420	118,448	48,632	60,748	18,520	11,470	23,570	9,319
White (bleached) . "	74,100	..	..	..	..	9,287	..	..	..	..
Coloured, printed, or dyed . "	2,050,749	1,052,089	571,008	383,421	430,509	8,61,598	4,19,785	2,08,204	1,18,541	70,509
Total Piece-goods . "	2,803,291	1,107,164	626,488	501,869	485,141	9,34,688	4,32,305	2,10,764	1,42,111	70,827
Other sorts of manufactures . Value	—	—	—	—	—	18,261	4,275	6,825	7,375	7,905
Total Cotton manufactures (including Twist and Yarn) . "	—	—	—	—	—	9,52,749	4,33,580	2,26,589	1,49,486	87,732
Jute—										
Manufactures—										
Gunny bags . No.	3,677,100	3,898,812	2,619,183	2,514,024	3,225,900	16,35,540	12,67,587	7,57,555	6,46,680	8,06,864
" cloth . Yards	35,000	11,000	39,000	62,000	49,000	8,662	2,550	8,830	10,735	5,922
Rope and twine . Cwts.	725	608	590	355	89	13,805	13,550	7,751	4,924	1,107
Other sorts . Value	—	—	—	—	—	..	..	..	100	75
Total Jute manufactures (including Twist and Yarn) . "	—	—	—	—	—	17,08,107	13,18,637	7,74,186	6,62,449	8,13,939
UMBRELLAS, including PARASOLS AND SUN-SHADES . No.	6,012	4,548	7,500	900	4,478	8,656	6,125	9,400	1,125	9,158
<b>WOOD AND TIMBER—</b>										
Teak wood . Cubic Tons	537	520	693	240	640	1,09,674	87,139	1,04,827	32,956	69,023
Manufactures of wood other than furniture and cabinet-ware . Value	—	—	—	—	—	28,849	2,150	..	350	..
POSTAL ARTICLES . "	—	—	—	—	—	25,030	26,732	21,185	85,894	13,537
A.L. OTHER ARTICLES OF MERCHANDISE . "	—	—	—	—	—	77,526	87,912	51,539	45,554	46,074
<b>GRAND TOTAL</b> . "	—	—	—	—	—	1,50,11,986	1,09,97,218	88,46,720	74,40,190	66,62,520

FOREIGN MERCHANDISE

ARTICLES	QUANTITY					VALUE				
	1929-30	1930-31	1931-32	1932-33	1933-34	1929-30	1930-31	1931-32	1932-33	1933-34
<b>COAL AND COKE</b> . Tons	980	100	..	..	..	17,540	1,800	..	..	..
<b>FRUITS AND VEGETABLES</b> Value	—	—	—	—	—	8,718	9,345	11,543	15,613	8,140
<b>GLASS AND GLASSWARE</b> . "	—	—	—	—	—	19,176	6,483	8,791	5,021	8,851
<b>HARDWARE (excluding CUTLERY AND ELECTRO-PLATED WARE)</b> . "	—	—	—	—	—	13,151	1,044	1,700	645	370
<b>METALS AND ORES</b> . Tons	1	5	8	3	9	2,120	2,853	17,163	7,524	22,323
<b>TEXTILES—</b>										
<b>Cotton—</b>										
Manufactures—										
Piece-goods—										
Grey (unbleached) Yards	8,800	3,200	1,570	..	..	2,352	1,600	700	..	..
White (bleached). "	106,896	1,029	2,048	10,500	..	18,714	504	1,460	3,000	..
Coloured, printed, or dyed . "	317,723	145,950	187,669	53,600	88,400	86,409	33,089	39,374	10,285	14,281
Total Piece goods . "	433,419	150,179	191,487	64,100	88,400	1,07,475	35,798	41,584	13,285	14,281
Other sorts of manufactures . Value	—	—	—	—	—	11,455	2,140	980	605	1,170
Total Cotton manufactures (including Twist and Yarn) . "	—	—	—	—	—	1,18,930	37,938	42,514	13,890	15,451

No. 13—continued  
MAURITIUS AND DEPENDENCIES—concluded  
EXPORTS THERETO—concluded

FOREIGN MERCHANDISE—continued

ARTICLES	QUANTITY					VALUE				
	1929-30	1930-31	1931-32	1932-33	1933-34	1929-30	1930-31	1931-32	1932-33	1933-34
						R	R	R	R	R
HABERDASHERY AND MILLINERY . . . Value	—	—	—	—	—	10,075	6,300	15,350	4,100	5,086
OTHER TEXTILE MANUFACTURES . . . "	—	—	—	—	—	893	10,630	75,998	18,690	65,018
POSTAL ARTICLES . . . "	—	—	—	—	—	45,063	58,608	6,379	1,842	1,962
ALL OTHER ARTICLES OF MERCHANDISE . . . "	—	—	—	—	—	53,230	37,976	30,937	30,236	20,232
GRAND TOTAL . . . "	—	—	—	—	—	2,82,721	1,78,020	2,19,378	97,421	1,67,044
GRAND TOTAL OF INDIAN AND FOREIGN MERCHANDISE . . . "	—	—	—	—	—	1,02,00,957	1,11,70,223	90,57,069	75,37,611	68,10,164

SEYCHELLES

IMPORTS THEREFROM

ARTICLES	QUANTITY					VALUE				
	1929-30	1930-31	1931-32	1932-33	1933-34	1929-30	1930-31	1931-32	1932-33	1933-34
						R	R	R	R	R
MANURES . . . Tons	..	..	401	1,026	252	25	15	8,760	41,348	8,392
SEEDS . . . . "	19	420	761	2,749	1,104	7,480	1,39,630	2,17,631	5,87,028	2,04,472
POSTAL ARTICLES NOT SPECIFIED . . . Value	—	—	—	—	—	415	628	570	443	422
ALL OTHER ARTICLES OF MERCHANDISE . . . "	—	—	—	—	—	10,954	4,785	7,098	7,085	17,230
GRAND TOTAL . . . "	—	—	—	—	—	18,374	1,45,052	2,34,657	6,35,890	2,31,018

EXPORTS THERETO

INDIAN MERCHANDISE

ARTICLES	QUANTITY					VALUE				
	1929-30	1930-31	1931-32	1932-33	1933-34	1929-30	1930-31	1931-32	1932-33	1933-34
						R	R	R	R	R
FRUITS AND VEGETABLES Value	—	—	—	—	—	0,737	8,720	6,100	7,330	4,912
GRAIN, PULSE AND FLOUR—										
Pulse—										
Lentils . . . Tons	100	72	66	83	62	26,293	17,066	14,913	17,370	12,210
Other sorts . . . "	6	8	8	8	13	1,771	2,218	2,001	1,672	2,097
Total Pulse . . . "	106	80	74	91	75	28,066	20,184	16,914	19,048	14,310
Rice, not in the husk . . . "	2,431	2,253	2,252	2,813	1,735	8,86,122	2,89,183	2,44,452	2,76,855	1,53,652
Wheat flour . . . "	357	281	263	211	56	87,112	62,202	56,122	48,645	11,509
Other sorts . . . "	40	30	4	3	..	8,074	5,431	648	640	79
Total Grain, Pulse and Flour . . . "	2,934	2,643	2,593	3,143	1,806	5,09,374	3,77,090	3,18,136	3,45,188	1,79,510
SPICES . . . "	55	217	46	29	53	3,205	15,682	1,795	1,220	2,000
TEA, BLACK . . . Lbs.	11,111	11,283	11,908	12,065	7,938	10,075	8,678	7,558	8,251	3,885

No. 13—*continued*SEYCHELLES—*continued*EXPORTS THERETO—*continued*INDIAN MERCHANDISE—*continued*

ARTICLES	QUANTITY					VALUE				
	1929-30	1930-31	1931-32	1932-33	1933-34	1929-30	1930-31	1931-32	1932-33	1933-34
						R	R	R	R	R
<b>TEXTILES—</b>										
Cotton—										
Manufactures—										
Piece goods—										
Grey (unbleached) . Yards	68,000	2,800	27,000	32,600	37,500	17,500	960	8,300	8,427	10,300
White (bleached) . "	2,000	5,000	..	..	6,500	500	1,400	..	..	1,650
Coloured, printed, or dyed . "	409,700	193,400	186,266	170,040	114,680	1,12,760	61,095	54,365	38,522	24,240
Other sorts of manufactures . Value	—	—	—	—	—	650	325	250	1,750	1,650
Total Cotton manufactures (including Twist and Yarn) . "	—	—	—	—	—	1,31,410	63,780	62,915	48,699	37,840
Jute manufactures (including Twist and Yarn) . "	—	—	—	—	—	27,370	15,485	8,874	14,715	13,044
POSTAL ARTICLES . "	—	—	—	—	—	13,508	5,461	8,431	10,369	2,522
ALL OTHER ARTICLES OF MERCHANDISE . "	—	—	—	—	—	39,561	32,554	21,018	23,742	21,959
<b>GRAND TOTAL</b> . "	—	—	—	—	—	7,44,260	5,27,309	4,29,923	4,64,540	2,68,578

## FOREIGN MERCHANDISE

ARTICLES	QUANTITY					VALUE				
	1929-30	1930-31	1931-32	1932-33	1933-34	1929-30	1930-31	1931-32	1932-33	1933-34
						R	R	R	R	R
<b>HARDWARE, excluding CUTLERY AND ELECTROPLATED WARE</b> . Value	—	—	—	—	—	13,164	5,828	3,806	4,849	4,642
<b>SUGAR</b> . . . . Tons	312	211	236	44	24	81,434	41,321	49,733	10,150	4,275
<b>TEXTILES—</b>										
Cotton—										
Manufactures—										
Piecegoods—										
Grey (unbleached) Yards	40,115	58,724	71,212	65,600	49,500	11,892	14,766	15,615	15,610	12,850
White (bleached) . "	46,446	31,418	15,777	51,231	21,000	15,420	12,486	6,080	12,250	4,320
Coloured, printed, or dyed . "	84,319	116,263	11,380	98,805	69,780	25,001	27,015	2,810	19,209	13,640
Total Piecegoods . "	170,880	206,405	93,369	510,636	140,280	52,913	54,266	28,505	47,069	30,810

No. 13—continued

## SEYCHELLES—continued

## EXPORTS THERETO—concluded

## FOREIGN MERCHANDISE—continued

ARTICLES	QUANTITY					VALUE				
	1929-30	1930-31	1931-32	1932-33	1933-34	1929-30	1930-31	1931-32	1932-33	1933-34
						R	R	R	R	R
Other sorts of Manufactures . . . Value	—	—	—	—	—	2,425	1,040	200	1,775	1,231
Total Cotton manufactures (including twist and yarn) . . . "	—	—	—	—	—	55,398	55,306	23,705	48,836	32,041
POSTAL ARTICLES . . . "	—	—	—	—	—	816	1,107	722	278	..
ALL OTHER ARTICLES OF MERCHANDISE . . . "	—	—	—	—	—	54,670	39,992	36,822	49,435	38,312
GRAND TOTAL . . . "	—	—	—	—	—	2,05,722	1,48,654	1,14,788	1,13,547	74,270
GRAND TOTAL OF INDIAN AND FOREIGN MERCHANDISE . . . "	—	—	—	—	—	9,49,982	6,70,863	5,44,711	5,78,097	3,42,848

## SOCOTRA\*

## IMPORTS THEREFROM

Nil

## EXPORTS THERETO

## INDIAN MERCHANDISE

ARTICLES	QUANTITY					VALUE				
	1929-30	1930-31	1931-32	1932-33	1933-34	1929-30	1930-31	1931-32	1932-33	1933-34
						R	R	R	R	R
TOTAL VALUE . . .	—	—	—	—	—	—	—	—	—	14,306

## FOREIGN MERCHANDISE

ARTICLES	QUANTITY					VALUE				
	1929-30	1930-31	1931-32	1932-33	1933-34	1929-30	1930-31	1931-32	1932-33	1933-34
						R	R	R	R	R
TOTAL VALUE . . .	—	—	—	—	—	—	—	—	—	1,756
GRAND TOTAL OF INDIAN AND FOREIGN MERCHANDISE . . . Value	—	—	—	—	—	—	—	—	—	16,061

\* Separately shown from 1933-34.

No. 13—continued  
NORTH AMERICA—CANADA  
IMPORTS THEREFROM

ARTICLES	QUANTITY					VALUE				
	1929-30	1930-31	1931-32	1932-33	1933-34	1929-30	1930-31	1931-32	1932-33	1933-34
BELTING FOR MACHINERY . Value	—	—	—	—	—	R 41,493	R 15,750	R 3,093	R 20,574	R 3,673
BOOKS, PRINTED AND PRINTED MATTER, ETC. . Cwts.	76	135	44	64	31	15,386	15,900	8,211	12,424	4,180
BOOTS AND SHOES—										
Rubber soled—										
With canvas uppers . Pairs	544,706	70,184	1,056	..	1,421	10,35,689	1,55,373	2,148	..	1,654
Of other materials . . . "	3,977	3	24	2	132	8,548	40	26	10	539
Total Boots and shoes . . "	548,683	70,187	1,080	2	1,553	10,44,137	1,55,413	2,174	10	2,193
BUILDING AND ENGINEERING MATERIALS . . . Value	—	—	—	—	—	19,087	3,708	1,204	6,840	15,259
CHEMICALS AND CHEMICAL PREPARATIONS (excluding CHEMICAL MANURES AND MEDICINES)—										
Carbide of Calcium . Cwts.	785	2,946	5,425	8,651	7,532	13,554	54,442	1,05,322	1,40,104	1,05,473
Other sorts of chemicals . . . Value	—	—	—	—	—	227	70	..	11,624	17,024
Total Chemicals and chemical preparations . . "	—	—	—	—	—	13,781	54,512	1,05,322	1,50,818	1,23,397
GRAIN, PULSE AND FLOUR—										
Wheat . . . . . Tons	6,768	..	..	..	..	9,60,310	..	..	..	..
HARDWARE, excluding CUTLERY AND ELECTROPLATED WARE . Value	—	—	—	—	—	55,604	42,918	11,340	10,909	4,905
INSTRUMENTS, APPARATUS AND APPLIANCES AND PARTS THEREOF . . . "	—	—	—	—	—	8,572	25,144	4,633	2,262	11,436
MACHINERY AND MILLWORK—										
Machinery, not being prime-movers or electrical machinery—										
Agricultural machinery . . . . . "	—	—	—	—	—	36,024	19,651	150	..	11,493
Other sorts of machinery . . . . . "	—	—	—	—	—	1,92,669	62,145	1,30,840	1,73,353	1,31,399
Total Machinery and Millwork . . "	—	—	—	—	—	2,29,293	81,796	1,30,990	1,73,353	1,42,892
METALS AND ORES—										
Aluminium, wrought . Cwts.	4,010	3,886	2,712	262	3,182	3,13,326	2,84,267	1,77,637	17,815	2,25,738
Brass, Bronze and similar alloys and manufactures thereof . . . . . "	129	112	6	..	..	20,228	16,500	924	..	..
Iron or Steel—										
Fencing materials (including fencing wire) . Tons	77	89	..	..	49	27,026	31,656	..	..	16,192
Other manufactures of iron or steel . . . . . "	245	28	227	90	1	60,187	12,896	61,697	27,334	1,581
Total Iron or Steel . . . . . "	322	117	227	90	50	87,213	44,552	61,697	27,334	17,773
Other metals . . . . . "	22	..	170	2,608	763	7,469	..	37,388	5,49,052	1,69,190
Total Metals (excluding Ores) . . . . . "	552	317	533	3,711	972	4,28,286	3,45,989	2,77,616	5,94,201	4,12,641

## No. 13—continued

## NORTH AMERICA—CANADA—continued

## IMPORTS THEREFROM—continued

ARTICLES	QUANTITY					VALUE				
	1929-30	1930-31	1931-32	1932-33	1933-34	1929-30	1930-31	1931-32	1932-33	1933-34
PAINTS AND PAINTER'S MATERIALS . . . Value	—	—	—	—	—	1,128	1,032	2,835	40,542	11,005
PAPER AND PASTEBOARD—										
Writing paper and envelopes . . . Cwts.	323	536	448	410	802	11,735	15,274	12,788	10,917	20,811
Other kinds . . . "	7	9	..	519	11,517	573	400	35	6,740	1,06,414
Total Paper and Pasteboard ..	330	545	448	929	12,319	12,308	15,674	12,823	17,657	1,21,225
PAPER MAKING MATERIALS . . . "	..	..	16,053	..	4,210	..	..	92,281	..	34,643
PROVISIONS AND OILMAN'S STORES (including FISH AND FRUITS AND VEGETABLES, CANNED OR BOTTLED)—										
Canned and bottled provisions not specified elsewhere—										
Tinned or canned fish ..	1,696	2,287	1,412	1,404	1,983	75,726	80,777	42,010	50,559	56,008
Other sorts of Provisions . Value	—	—	—	—	—	6,885	11,840	88,910	1,68,030	3,36,027
Total Provisions and oilman's stores . . . "	—	—	—	—	—	82,611	1,01,617	75,920	2,18,589	3,93,025
RUBBER—										
Manufactures—										
Pneumatic motor covers No.	117,301	54,871	23,944	12,407	21,629	53,12,634	20,30,799	7,55,416	4,75,546	6,76,123
" " tubes ..	98,267	53,233	20,960	11,368	14,303	7,78,645	4,14,579	1,05,871	72,263	31,234
" " cycle covers ..	792	1,167	1,323	303	88	11,553	17,148	16,466	4,818	1,001
Solid rubber tyres ..	200	..	3	5	..	25,605	..	142	359	..
Other manufactures, etc. . Value	—	—	—	—	—	52,384	34,724	21,578	16,605	12,340
Total Rubber manufactures . . . "	—	—	—	—	—	61,80,821	24,97,250	8,99,473	5,69,591	7,70,698
TEXTILES—										
Artificial silk yarn . . . Lbs.	194,230	229,500	151,610	52,000	..	2,74,363	2,66,690	1,44,055	52,307	..
Other sorts of Artificial silk Value	—	—	—	—	—	50,180	30,594	..	624	723
VEHICLES, excluding LOCOMOTIVES, ETC., FOR RAILWAYS—										
Mechanically propelled vehicles (excluding railway locomotives and tractors)—										
Aircraft . . . No.	..	..	2	..	..	..	..	21,838	..	..
Motor Cars (including taxi-cabs) ..	2,318	3,250	676	206	1,715	41,70,468	53,97,702	10,39,633	6,15,770	25,51,757
Motor omnibuses, motor vans and motor lorries—										
Imported with bodies ..	129	39	10	2	100	1,88,722	70,772	12,731	3,184	1,10,442
Chassis . . . "	2,670	2,359	588	336	1,143	43,79,923	35,27,442	8,88,588	5,80,802	15,28,802
Parts of mechanically propelled vehicles and accessories other than of aircraft (excluding rubber tyres) . Value	—	—	—	—	—	8,34,237	5,02,330	3,53,448	1,32,892	5,10,249
Total Mechanically propelled vehicles . . . "	—	—	—	—	—	95,73,340	94,08,246	23,11,233	13,32,648	47,01,251
Other sorts including parts and accessories . . . "	—	—	—	—	—	386	1,547	79	..	8,493
Total Vehicles . . . "	—	—	—	—	—	95,73,626	94,09,793	23,11,312	13,32,648	47,09,744

NORTH AMERICA—CANADA—continued

IMPORTS THEREFROM—concluded

ARTICLES	QUANTITY					VALUE				
	1929-30	1930-31	1931-32	1932-33	1933-34	1929-30	1930-31	1931-32	1932-33	1933-34
WOOD AND TIMBER—						R	R	R	R	R
Deal and pine wood Cubic Tons	188	445	329	276	607	18,343	41,437	26,855	18,009	36,921
Other kinds of Wood and Timber . . . Value	—	—	—	—	—	1,068	—	490	4,612	129
Total Wood and Timber ..	—	—	—	—	—	19,411	41,437	27,345	22,711	37,050
POSTAL ARTICLES NOT SPECIFIED . . . . .	—	—	—	—	—	8,443	6,176	4,420	2,041	1,918
ALL OTHER ARTICLES OF MERCHANDISE . . . . .	—	—	—	—	—	40,812	45,640	45,827	66,282	66,726
GRAND TOTAL . . . . .	—	—	—	—	—	1,90,59,605	1,32,56,939	41,66,504	33,54,392	68,67,428

EXPORTS THERETO

INDIAN MERCHANDISE

ARTICLES	QUANTITY					VALUE				
	1929-30	1930-31	1931-32	1932-33	1933-34	1929-30	1930-31	1931-32	1932-33	1933-34
COFFEE . . . . . Cwts.	600	659	607	600	100	52,052	51,031	40,612	39,000	6,000
COIR, MANUFACTURED (excluding ROPE) . . . Tons	67	31	74	46	94	35,950	8,715	22,600	6,650	19,980
DRUGS AND MEDICINES (excluding CHEMICALS AND NARCOTICS) . . . Value	—	—	—	—	—	3,740	5,450	19,750	15,100	43,725
GRAIN, PULSE, AND FLOUR—										
Pulse, all sorts . . . Tons	139	212	156	177	73	21,804	23,675	10,937	13,486	7,274
Rice in the husk . . . . .	—	86	—	500	—	—	6,982	—	27,828	—
Rice, not in the husk & . . . . .	5,950	4,087	6,000	4,670	7,530	6,87,614	4,69,238	4,79,924	3,60,141	4,63,010
LAC—										
Shell . . . . . Cwts.	—	—	123	945	2,664	—	—	6,160	35,529	98,008
LEATHER—										
Hides, tanned or dressed—Cowhides . . . Tons	26	53	—	—	—	55,370	77,455	—	—	—
METALS AND ORES—										
Brass, Bronze and similar alloys, wrought . . . Cwts.	483	341	176	32	13	94,751	52,662	28,941	4,224	2,281
Manganese ore . . . Tons	—	3,260	100	1,000	400	—	88,020	3,000	25,000	7,200
MICA . . . . . Cwts.	934	470	717	202	315	2,30,008	96,689	1,13,544	29,037	34,739
OILS—										
Vegetable, non-essential—										
Castor . . . . . Gals.	—	—	6,085	24,656	53,444	—	—	10,700	43,760	83,912
PARAFFIN WAX . . . Tons	828	807	1,017	1,360	2,113	3,76,740	3,50,885	4,27,140	5,71,200	8,87,260
PROVISIONS AND OILMAN'S STORES . . . Value	—	—	—	—	—	9,540	12,203	12,542	8,700	5,374
SPICES—										
Pepper . . . . . Cwts.	1,716	1,573	1,813	1,681	2,034	1,89,040	76,674	71,544	56,811	77,562
Other sorts . . . . .	120	164	722	201	295	4,106	5,800	18,453	4,533	5,612
Total Spices . . . . .	1,836	1,737	2,535	1,882	2,929	1,43,146	82,474	89,997	61,344	83,174
TEA—										
Black . . . . . Lbs.	12,352,640	10,175,704	14,133,465	10,095,059	15,128,967	74,40,155	61,86,716	67,40,433	80,32,998	77,56,626
TEXTILES—										
Jute—										
Manufactures—										
Gunny bags . . . No.	831,700	882,200	477,400	1,681,600	993,859	1,95,743	1,82,342	1,09,306	8,05,034	1,56,187
„ cloth ] . . Yards	81,608,875	73,063,515	63,292,173	65,472,029	80,094,817	1,48,32,791	90,78,057	64,78,555	65,03,628	87,23,405

No. 13—continued

## NORTH AMERICA—CANADA—concluded

## EXPORTS THERETO—continued

## INDIAN MERCHANDISE—continued

ARTICLES	QUANTITY					VALUE				
	1929-30	1930-31	1931-32	1932-33	1933-34	1929-30	1930-31	1931-32	1932-33	1933-34
						R	R	R	R	R
<b>TEXTILES—cont'd</b>										
Wool—										
Raw . . . Lbs.	6,008	..	..	..	127,439	10,871	..	..	..	52,202
Manufactures—										
Carpets and rugs . . "	60,185	02,121	44,920	54,765	167,413	2,21,015	2,95,180	1,17,442	1,11,572	287,754
Other sorts . . . "	6,117	1,018	3,564	6,048	040	10,123	2,433	7,370	6,732	920
ALL OTHER ARTICLES OF MERCHANDISE . . "	—	—	—	—	—	65,610	78,111	88,461	50,330	92,238
<b>GRAND TOTAL . . "</b>	—	—	—	—	—	2,40,06,420	1,71,54,324	1,47,60,414	1,62,57,264	1,88,06,004

## FOREIGN MERCHANDISE

ARTICLES	QUANTITY					VALUE				
	1929-30	1930-31	1931-32	1932-33	1933-34	1929-30	1930-31	1931-32	1932-33	1933-34
						R	R	R	R	R
<b>TEXTILES—</b>										
Wool, manufactured . Value	—	—	—	—	—	66,330	6,480	11,442	13,900	20,604
ALL OTHER ARTICLES OF MERCHANDISE . . . "	—	—	—	—	—	2,622	10,198	13,845	8,255	10,503
<b>GRAND TOTAL . . "</b>	—	—	—	—	—	69,352	10,628	25,087	22,215	31,107
<b>GRAND TOTAL OF INDIAN AND FOREIGN MERCHANDISE . . . "</b>	—	—	—	—	—	2,40,75,781	1,71,70,952	1,47,85,501	1,62,70,400	1,88,41,011

## BAHAMAS

## IMPORTS THEREFROM

Nil

## EXPORTS THERETO

## INDIAN MERCHANDISE

ARTICLES	QUANTITY					VALUE				
	1929-30	1930-31	1931-32	1932-33	1933-34	1929-30	1930-31	1931-32	1932-33	1933-34
						R	R	R	R	R
Rice, not in the husk—										
Cleaned rice . . . tons	..	..	..	115	458	..	..	..	7,213	24,591
All other articles of merchandise . . . value	—	—	—	—	—	..	2,133	..	110	..
<b>GRAND TOTAL . . "</b>	—	—	—	—	—	..	2,133	..	7,323	24,591

## FOREIGN MERCHANDISE

Nil



NORTH AMERICA—NEWFOUNDLAND AND COAST OF LABRADOR

IMPORTS THEREFROM

Nil.

EXPORTS THERETO

INDIAN MERCHANDISE

ARTICLES	QUANTITY					VALUE				
	1929-30	1930-31	1931-32	1932-33	1933-34	1929-30	1930-31	1931-32	1932-33	1933-34
						R	R	R	R	R
TOTAL . . . value	—	—	—	—	—	..	..	250	..	..

FOREIGN MERCHANDISE

Nil.

NORTH AMERICA—UNITED STATES

IMPORTS THEREFROM

ARTICLES	QUANTITY					VALUE				
	1929-30	1930-31	1931-32	1932-33	1933-34	1929-30	1930-31	1931-32	1932-33	1933-34
						R	R	R	R	R
APPAREL (excluding HOSIERY AND BOOTS AND SHOES)— Apparel (including drapery, uniforms, accoutrements) . . . Value	—	—	—	—	—	2,01,830	1,23,219	1,22,156	62,672	45,000
Second-hand clothing . . . "	—	—	—	—	—	13,66,453	9,54,161	8,06,614	6,03,332	6,71,051
Others . . . "	—	—	—	—	—	10,964	4,330	2,321	13,918	530
Total Apparel, etc. . . "	—	—	—	—	—	15,79,256	10,84,700	10,21,091	7,29,922	7,17,490
ARMS, AMMUNITION AND MILITARY STORES— Cartridge cases— Filled— Shot gun cartridges . No.	1,983,750	1,335,276	1,339,100	188,465	402,225	1,34,720	90,125	85,798	14,433	25,207
Rifle and other cartridges . . . "	2,025,914	1,905,805	1,475,762	644,276	950,348	75,379	61,646	45,549	21,883	26,527
Total filled . . . "	4,009,664	3,241,081	2,814,862	832,741	1,413,071	2,10,605	1,54,771	1,31,342	36,316	51,734
Empty . . . "	15,700	5,100	2,000	..	..	1,030	279	100	..	..
Total Cartridge cases . . . "	4,025,364	3,246,181	2,816,862	832,741	1,413,071	2,11,635	1,55,050	1,31,442	36,316	51,734
Fire-arms, and parts thereof . . . Value	—	—	—	—	—	1,33,003	1,27,894	1,32,363	48,802	53,401
Other sorts . . . "	—	—	—	—	—	3,173	6,059	2,053	678	463
Total Arms, Ammunition and Military stores . . . "	—	—	—	—	—	3,47,811	2,89,008	2,65,866	85,796	1,05,608
ASBESTOS— Manufactures— Asbestos Packing . . . "	—	—	—	—	—	12,508	9,964	8,319	1,711	172
Other manufactures . . . "	—	—	—	—	—	73,918	53,782	23,003	19,551	32,723
BELTING FOR MACHINERY— Of cotton . . . "	—	—	—	—	—	19,401	19,339	10,391	31,008	18,316
Of leather . . . "	—	—	—	—	—	9,41,598	7,80,106	3,35,185	7,10,082	7,30,418
Of other materials (including colt) . . . "	—	—	—	—	—	2,51,394	1,61,701	1,97,001	1,02,118	69,248
Total Belting for Machinery . . . "	—	—	—	—	—	12,12,483	9,41,146	5,42,577	8,43,293	8,08,461
Bobbins . . . "	—	—	—	—	—	41,267	2,606	13,326	..	..
BOOKS, PRINTED, AND PRINTED MATTER (not being STATIONERY), including MAPS AND CHARTS . Cwt.	3,318	3,172	3,252	2,378	2,647	6,18,921	5,21,721	5,31,641	3,82,295	3,69,473
BOOTS AND SHOES— All leather . . . Pairs	41,682	40,084	3,346	185	94	43,719	19,374	5,370	1,762	694
RUBBER SOLED— With Canvas uppers . . . "	480,057	63,208	3,588	1,401	864	9,59,313	1,30,856	13,274	3,207	2,470
Of other materials . . . "	15,770	778	227	9	9	37,646	1,837	660	86	25
Total Boots and Shoes . . . "	537,509	104,080	7,161	1,685	967	10,40,678	1,52,567	19,318	10,005	3,189

No. 13—*continued*  
 NORTH AMERICA—UNITED STATES—*continued*  
 IMPORTS THEREFROM—*continued*

ARTICLES	QUANTITY					VALUE				
	1929-30	1930-31	1931-32	1932-33	1933-34	1929-30	1930-31	1931-32	1932-33	1933-34
<b>BRUSHES AND BROOMS—</b>						R	R	R	R	R
Brushes—										
Toilet brushes    Dozens	38,781	43,244	23,152	33,984	20,005	2,73,016	3,13,231	1,71,042	2,51,158	1,10,133
Other brushes     " "	6,866	2,493	1,906	2,301	5,342	51,331	21,210	19,706	17,002	39,931
Total Brushes     " "	40,147	45,737	25,148	36,285	20,247	3,24,347	3,34,441	1,91,408	2,69,120	1,50,114
Brooms            " "	24	12	9	110	45	760	273	549	168	130
Total Brushes and Brooms	40,171	45,749	25,157	36,404	20,292	3,25,103	3,34,714	1,91,957	2,69,288	1,50,253
<b>BUILDING AND ENGINEERING MATERIALS, other than OF IRON, STEEL, OR WOOD—</b>										
Asphalt            Tons	12,094	10,578	6,059	10,610	15,142	12,47,669	11,08,317	5,01,350	9,14,815	9,31,784
Cement—										
Port land        " "	818	143	165	61	92	40,751	19,741	20,855	8,022	8,109
Other kinds     " "	585	563	583	454	408	80,433	75,737	73,002	47,867	37,125
Total Cement    " "	858	711	748	515	500	1,21,184	95,478	91,457	56,489	45,324
Other kinds     Value	—	—	—	—	—	3,56,683	2,19,026	1,21,607	1,42,020	1,30,950
Total Building and Engineering materials	—	—	—	—	—	17,25,586	14,22,821	7,17,414	11,13,333	11,08,004
<b>BUTTONS OF ALL SORTS—</b>										
Metal            " "	—	—	—	—	—	1,03,819	55,425	30,711	41,396	47,228
Other sorts     " "	—	—	—	—	—	3,710	3,357	4,141	6,583	740
Total Buttons of all sorts	—	—	—	—	—	1,07,029	59,282	34,852	47,979	47,968
<b>CHEMICALS AND CHEMICAL PREPARATIONS (excluding CHEMICAL MANURES AND MEDICINES)—</b>										
Ammonia and salts thereof—										
Anhydrous       Cwts.	540	577	421	223	232	55,581	55,318	44,390	20,104	20,000
Others           " "	360	2,000	..	..	..	7,778	39,960	..	..	..
Carbide of calcium	2,573	3,800	3,818	2,418	7,028	47,141	66,580	68,590	42,505	1,13,720
Disinfectants	1,898	2,217	1,846	2,302	1,570	1,84,310	2,31,792	1,81,920	2,32,327	1,28,713
Potassium compounds	208	93	511	552	..	12,083	4,217	17,361	20,015	..
Soda compounds—										
Bicarbonate of Soda	4,850	5,901	3,417	1,824	3,401	30,058	42,235	22,511	24,468	24,869
Bichromate of Soda	1,341	340	410	3,103	246	25,922	9,000	12,808	84,268	7,472
Borax (including boracic acid)	1,450	1,020	4,010	3,005	923	18,335	19,950	43,318	77,325	9,041
Caustic soda (Sodium hydroxide)	13,087	25,466	16,736	31,304	23,310	1,40,655	3,00,632	1,95,041	4,01,092	3,30,462
Sodium Carbonate (soda ash and soda crystals)	1,639	2,736	3,028	434	51,622	15,740	20,760	22,027	3,137	3,02,678
Other sorts     " "	1,117	306	99	97	343	35,533	14,140	5,058	10,493	10,310
Sulphur (Brimstone)	36,730	9,245	2,352	594	25,029	1,58,615	54,723	17,262	4,493	1,12,023
Other sorts of chemicals Value	—	—	—	—	—	4,52,061	4,35,450	5,59,731	5,35,932	4,37,503
Total Chemicals and Chemical preparations, etc.	—	—	—	—	—	11,79,277	13,47,736	11,90,068	14,62,950	15,53,603

NORTH AMERICA—UNITED STATES—continued

IMPORTS THEREFROM—continued

ARTICLES	QUANTITY					VALUE				
	1929-30	1930-31	1931-32	1932-33	1933-34	1929-30	1930-31	1931-32	1932-33	1933-34
<b>CLOCKS AND WATCHES AND PARTS THEREOF—</b>						R	R	R	R	R
Clocks and time-pieces . No.	62,780	48,720	10,432	10,050	13,476	4,12,762	2,89,203	1,20,481	76,066	77,704
Other sorts . Value	—	—	—	—	—	5,754	8,077	1,905	2,077	1,104
<b>Total Clocks and Watches and parts thereof . "</b>	—	—	—	—	—	4,18,516	2,97,282	1,22,446	78,142	78,808
<b>CUTLERY . . . . . "</b>	—	—	—	—	—	2,08,404	1,37,099	74,521	73,126	40,664
<b>DRUGS AND MEDICINES (excluding chemicals and narcotics)—</b>										
Proprietary and patent medicines . "	—	—	—	—	—	6,26,863	6,00,585	7,64,673	5,42,265	3,73,600
<b>Quinine salts—</b>										
Quinine sulphate, or bisulphate . Lbs.	8,611	1,067	1,447	1,707	2,438	1,17,042	64,632	40,613	72,891	73,835
Other sorts . . . "	1	1	52	67	303	31	32	2,471	3,016	10,311
Saccharin . . . . . "	13,817	8,549	19,385	14,390	13,131	52,905	38,919	88,521	62,341	93,678
Other sorts of drugs and medicines . Value	—	—	—	—	—	15,48,015	14,27,547	10,50,564	14,02,731	10,40,480
<b>Total Drugs and Medicines . "</b>	—	—	—	—	—	23,46,710	22,21,715	10,56,842	20,83,274	21,62,284
<b>DYEING AND TANNING SUBSTANCES—</b>										
<b>Dyes obtained from coal tar—</b>										
Aizarine . . . Lbs.	75,698	100,512	..	..	3,129	87,633	64,848	..	..	9,546
Aurine (d) . . . "	1,610,806	1,155,918	982,288	—	—	15,06,583	13,00,306	10,00,063	—	—
Congored . . . "	—	—	—	220,757	209,164	—	—	—	1,50,488	1,28,682
Coupling dyes of the Vals Naphthol group . "	—	—	—	3,711	5,293	—	—	—	17,839	4,721
Indigo . . . . . "	—	—	—	..	16,352	—	—	—	..	15,965
Sulphur, black . . . "	—	—	—	183,900	331,663	—	—	—	1,06,923	1,02,094
Metanil, yellow . . . "	—	—	—	25,316	44,494	—	—	—	41,280	54,852
Others . . . . . "	—	—	—	257,603	462,485	—	—	—	4,90,129	7,48,421
Other sorts (including lac-dye) . Value	—	—	—	—	—	10,659	3,048	3,350	20,150	10,405
<b>Total Dyeing and Tanning substances . . . . . "</b>	—	—	—	—	—	16,13,325	13,77,202	10,00,413	8,35,618	10,83,790
<b>EARTHENWARE AND PORCELAIN—</b>										
Earthenware . . . . . "	—	—	—	—	—	21,969	23,460	2,102	4,754	1,859
Porcelain . . . . . "	—	—	—	—	—	6,802	5,512	2,458	63,339	30,945
<b>Total Earthenware and Porcelain . . . . . "</b>	—	—	—	—	—	28,771	28,972	4,560	68,093	37,804
<b>FRUITS AND VEGETABLES—</b>										
Fresh Fruits and vegetables . "	—	—	—	—	—	56,202	2,76,007	4,95,010	3,75,971	2,93,403
Fruits and vegetables : dried, salted, or preserved, not being canned or bottled . Tons	60	82	59	16	20	43,948	69,791	55,283	14,130	8,931
<b>FURNITURE AND CABINET-WARE—</b>										
Bedsteads . . . Value	—	—	—	—	—	1,54,782	68,249	45,280	30,841	21,050
Furniture of wood (other than bedsteads) . . . "	—	—	—	—	—	55,138	49,217	40,590	9,063	22,083
Furniture of other materials (other than bedsteads) . . . "	—	—	—	—	—	3,50,279	1,02,818	1,07,025	30,237	30,258
Mouldings . . . . . "	—	—	—	—	—	15,924	5,690	5,050	—	—
<b>Total Furniture and Cabinet-ware . . . . . "</b>	—	—	—	—	—	5,82,121	2,82,080	1,98,445	71,041	73,991

(a) Sub-divided under the heads immediately following from 1932-33.

## NORTH AMERICA—UNITED STATES—continued

## IMPORTS THEREFROM—continued

ARTICLES	QUANTITY					VALUE				
	1929-30	1930-31	1931-32	1932-33	1933-34	1929-30	1930-31	1931-32	1932-33	1933-34
<b>GLASS AND GLASSWARE—</b>						R	R	R	R	R
Bottles and phials . . . Gross	1,393	1,814	2,607	1,087	1,275	12,580	14,185	9,385	11,735	10,494
Funnels, globes, and glass parts of lamps . . . Value	—	—	—	—	—	4,49,744	2,78,133	60,693	2,067	19,670
Other glassware . . . "	—	—	—	—	—	81,886	61,098	52,705	88,469	30,272
Total Glass and Glassware . . . "	—	—	—	—	—	6,44,210	8,53,406	1,28,843	62,891	60,442
GLUE . . . . . Cwts.	276	62	453	93	108	10,066	7,313	10,070	7,247	9,686
<b>GUMS AND RESINS—</b>										
Resin . . . . . "	15,750	16,301	12,120	13,926	30,184	2,27,566	2,20,496	1,33,721	1,41,915	2,85,495
Other sorts . . . . . "	364	7	..	203	725	7,003	94	20	3,283	7,126
Total Gums and Resins . . . "	16,114	16,308	12,120	14,132	30,909	2,35,461	2,20,580	1,33,741	1,46,198	2,92,621
<b>HARDWARE excluding CUTLERY AND ELECTROPLATED WARE—</b>										
Agricultural implements Value	—	—	—	—	—	1,48,645	50,975	43,384	39,043	30,085
Builders' hardware, such as locks, hinges, door bolts, etc. . . . "	—	—	—	—	—	1,07,721	98,108	65,694	19,310	12,189
Domestic hardware, other than enamelled ironware . . . "	—	—	—	—	—	1,08,604	2,03,723	1,23,075	1,11,333	1,31,610
Enamelled ironware . . . "	—	—	—	—	—	9,801	11,456	5,078	179	1,419
Gas mantles . . . . . "	—	—	—	—	—	1,58,185	83,169	66,837	84,440	25,657
Implements and tools, other than agricultural implements and machine tools . . . "	—	—	—	—	—	14,89,313	11,05,262	7,31,289	6,77,477	7,29,240
Lamps, metal . . . . . No.	1,235,522	847,412	870,532	9,891	721,775	15,84,776	10,19,149	4,54,572	33,813	6,34,201
Parts of lamps, other than glass . . . Value	—	—	—	—	—	55,407	27,225	7,707	11,397	15,175
Safes and strong boxes of metal . . . . . No.	166	29	60	10	2	16,520	4,672	5,295	3,128	357
Stoves . . . . . "	1,253	1,700	1,054	796	711	30,147	84,749	24,287	12,952	9,092
Other sorts . . . . . Value	—	—	—	—	—	22,18,504	18,54,222	11,29,566	6,57,593	6,87,177
Total Hardware, excluding Cutlery, etc. . . . "	—	—	—	—	—	59,22,722	44,92,710	27,16,779	16,51,270	22,70,271
HIDES AND SKINS, RAW . . . . . { Tons	2	1	1	..	..	13,534	10,986	14,805	500	..
.. . . . . { =No.	=5,546	=7,638	=13,718	=1,972	..					
HOPS . . . . . Cwts.	184	74	..	..	64	10,284	4,291	4	..	8,539
<b>INSTRUMENTS, APPARATUS, AND APPLIANCES, AND PARTS THEREOF—</b>										
Electrical, including telegraph and telephone apparatus, not being machinery—										
Electric fans and parts thereof . . . . . Value	—	—	—	—	—	3,69,639	1,32,470	30,742	23,341	85,833
Electric wires and cables—										
Rubber insulated . . . . . "	—	—	—	—	—	86,350	54,868	65,340	10,443	17,924
Insulations, other than rubber . . . . . "	—	—	—	—	—	1,05,260	63,162	23,058	22,304	70,113
Telegraph and telephone wires and cables . . . . . "	—	—	—	—	—	..	153	..	..	..
Bare copper wire (Electrolytic)* . . . . . Cwts.	—	1,809	3,195	1,003	13	48,107	63,692	1,10,927	20,117	618
Total Electric wires and cables . . . . . Value	—	—	—	—	—	2,39,717	1,81,975	1,99,325	70,864	94,650

\*Quantity recorded from 1930-31.

NORTH AMERICA—UNITED STATES—continued

IMPORTS THEREFROM—continued

ARTICLES	QUANTITY					VALUE				
	1929-30	1930-31	1931-32	1932-33	1933-34	1929-30	1930-31	1931-32	1932-33	1933-34
INSTRUMENTS, APPARATUS, AND APPLIANCES, AND PARTS THEREOF—continued						B	B	B	B	B
Electrical, including telegraph and telephone apparatus, not being machinery—continued										
Telegraph and telephone instruments and apparatus . . . . . Value	—	—	—	—	—	97,349	29,405	24,273	21,843	10,307
Electric lamps and parts thereof—										
Electric glow lamps—										
Flash lights, including torch lights, pocket lamps, etc. . . . . No.	357,820	302,814	—	—	—	8,35,078	6,84,095	—	—	—
Automobile lighting lamps . . . . . "	28,922	25,247	—	—	—	13,881	13,072	—	—	—
Standard lighting lamps . . . . . "	97,888	29,093	—	—	—	95,300	47,874	—	—	—
Gas filled electric bulbs* . . . . . "	—	—	11,408	7,582	14,360	—	—	87,850	18,180	30,430
Vacuum electric bulbs . . . . . "	—	—	12,550	16,503	93,220	—	—	8,650	7,432	11,580
Electric bulbs for automobiles* . . . . . "	—	—	69,606	59,699	40,175	—	—	12,113	18,520	9,441
Electric bulbs for torches . . . . . "	—	—	454,766	786,918	1,456,462	—	—	83,439	1,17,818	1,27,310
Wireless valves* . . . . . "	—	—	3,733	1,978	4,754	—	—	10,178	7,242	9,637
Other sorts . . . . . "	332	456	61,088	12,992	95,942	16,545	5,683	1,73,335	60,511	1,03,093
Parts and accessories . . . . . Value	—	—	—	—	—	7,22,419	8,29,192	4,50,514	4,89,067	3,14,188
Batteries . . . . . "	—	—	—	—	—	7,70,195	7,46,730	7,15,880	7,15,265	8,16,438
Carbons Electric (including furnace electrode) . . . . . "	—	—	—	—	—	3,910	565	5,206	10,810	22,703
Accumulators (including parts) . . . . . "	—	—	—	—	—	3,85,739	1,50,147	41,731	72,079	608
Electric lubing accessories and fittings (including switches) . . . . . "	—	—	—	—	—	1,57,966	60,583	69,172	6,873	42,561
Electrical instruments (other than telegraphic and telephonic)—										
Meters . . . . . "	—	—	—	—	—	57,034	30,406	33,512	7,035	10,056
Others . . . . . "	—	—	—	—	—	11,023	40,126	44,816	22,431	1,07,473
Electro-medical apparatus (including X-ray apparatus) . . . . . "	—	—	—	—	—	2,14,242	1,34,628	84,948	1,23,670	74,562
Switch boards (other than telegraph and telephone) . . . . . "	—	—	—	—	—	5,709	3,515	252	286	..
Electrical goods and apparatus not enumerated . . . . . "	—	—	—	—	—	6,70,155	18,38,625	9,91,078	8,61,466	5,31,734
Total Electrical Instruments . . . . . "	—	—	—	—	—	47,45,862	43,78,470	30,20,939	26,59,813	23,92,067
Musical—										
Organs and Harmoniums, complete . . . . . No.	47	31	12	8	16	13,406	7,555	7,694	3,299	2,991
Pianos and Piano players, complete . . . . . "	19	9	12	4	9	11,069	3,668	5,040	1,870	2,335
Talking machines and accessories—										
Talking machines . . . . . "	708	325	166	142	58	44,632	23,956	33,740	32,297	7,018
Records . . . . . "	82,883	27,809	12,204	1,961	10,010	1,05,897	40,588	15,145	1,860	4,853
Accessories . . . . . Value	—	—	—	—	—	7,814	2,988	17,584	6,737	2,917
Total Talking machines and accessories . . . . . "	—	—	—	—	—	1,59,348	67,532	66,469	40,684	14,353
Other sorts, including parts of musical instruments . . . . . "	—	—	—	—	—	55,921	92,963	47,232	18,016	9,155
Total Musical Instruments . . . . . "	—	—	—	—	—	2,38,819	1,71,716	1,27,041	59,066	28,339
Optical . . . . . "										
Photographic—										
Cinematograph Films—										
Raw . . . . . Length in feet	1,028,556	3,933,470	5,055,257	1,901,611	5,569,412	40,070	1,63,457	2,41,332	1,02,567	2,38,255
Exposed . . . . . "	6,166,968	6,669,565	4,420,021	4,684,647	5,927,961	12,72,465	18,55,273	11,18,579	12,18,729	17,98,386
Total Cinematograph films . . . . . "	7,195,524	10,603,035	9,475,278	6,586,258	11,797,373	13,12,535	15,18,730	13,59,911	13,16,316	10,31,841
Other than Cinematograph films . . . . . Value	—	—	—	—	—	8,37,072	9,20,664	10,24,638	7,97,391	6,61,955
Total Photographic Instruments . . . . . "	—	—	—	—	—	21,49,607	24,39,394	23,84,549	21,18,707	27,13,796
Scientific and philosophical . . . . . "	—	—	—	—	—	—	—	—	—	—
Surgical . . . . . "	—	—	—	—	—	1,19,235	1,76,699	1,46,410	59,292	68,318
Wireless apparatus . . . . . "	—	—	—	—	—	1,63,413	1,41,123	1,66,072	1,23,205	84,243
Other kinds . . . . . "	—	—	—	—	—	59,444	46,656	85,492	61,237	1,78,914
Total Instruments, Apparatus and Appliances and parts thereof . . . . . "	—	—	—	—	—	49,1,274	4,76,857	3,98,042	2,33,623	2,51,021
						79,31,601	72,71,278	68,89,493	53,35,145	57,25,235

\* Separately recorded from 1931-32.

No. 13—continued

NORTH AMERICA—UNITED STATES—continued

IMPORTS THEREFROM—continued

ARTICLES	QUANTITY					VALUE				
	1929-30	1930-31	1931-32	1932-33	1933-34	1929-30	1930-31	1931-32	1932-33	1933-34
<b>IVORY</b> . . . . . Value	—	—	—	—	—	R 2,198	R 18,128	..	R 8,814	R 1,087
<b>JEWELLERY</b> (excluding IMITATION JEWELLERY AND PRECIOUS STONES AND PEARLS UNSET), ALSO PLATE OF GOLD AND SILVER—										
Jewellery . . . . . "	—	—	—	—	—	19,811	5,097	622	318	1,422
Plate of gold and silver ;;	—	—	—	—	—	4,279	2,306	10,914	4,615	2,160
<b>LIC</b> . . . . . Owt.	73	8	191	2	7	5,294	597	11,757	445	388
<b>LEATHER—</b>										
Hides, tanned or dressed, { Tons —No.	1 —3,895	9 —10,264	6 —8,075	8 —2,080	5 —599	} 46,322	} 1,11,240	} 50,019	} 37,286	} 17,469
Skins, tanned or dressed, { Tons —No.	67 —41,412	24 —28,200	40 —46,810	64 —67,442	84 —88,542					
Total Hides and skins, tanned or dressed { Tons —No.	69 —44,807	83 —38,464	46 —52,485	67 —70,491	89 —84,141	} 4,19,831	} 4,21,168	} 4,08,299	} 7,00,841	} 6,31,176
Unwrought . . . . . Owt.	10,116	7,524	477	838	1,449					
Leather cloth (including artificial leather). Sq. yards	119,351	221,641	120,249	330,080	146,636	1,51,433	1,25,965	84,163	90,581	79,107
Manufactures (excluding boots and shoes and belting for machinery) Value	—	—	—	—	—	3,17,297	8,04,376	2,01,738	1,51,002	47,280
<b>Total Leather</b> . . . . . "	—	—	—	—	—	17,64,880	14,25,041	10,37,463	10,06,129	8,99,131
<b>LIQUORS, including DENATURIZED AND PERFUMED SPIRITS—</b>										
<b>Spirit—</b>										
Liquors . . . . . Gals.	396	476	729	637	568	14,378	16,970	26,799	23,753	19,043
Spirit, present in drugs, medicines, or chemicals . . . . . "	64,664	54,310	42,465	45,037	42,978	18,15,860	15,80,554	13,86,900	11,84,487	18,87,742
Spirit, perfumed . . . . . "	80	60	45	27	26	10,372	4,504	3,831	4,474	3,588
Other sorts of spirit . . . . . "	990	2,110	3,011	1,244	1,575	30,818	44,809	42,419	50,465	34,930
<b>Total Spirit</b> . . . . . "	66,180	56,956	46,250	47,545	45,142	18,71,428	16,46,837	14,08,939	15,63,179	18,95,303
Other sorts of liquors . . . . . "	28	51	286	..	128	80	207	1,478	..	472
<b>Total Liquors</b> . . . . . "	66,158	57,007	46,538	47,545	45,270	18,71,508	16,46,604	14,10,417	15,63,179	18,95,775
<b>MACHINERY AND MILLWORK—</b>										
<b>Prime-movers (other than electrical)—</b>										
<b>Locomotives (including those for railways)—</b>										
Oil Engines . . . . . No.	29	4	0	..	..	70,289	6,136	2,284	..	..
Parts of oil engines . . . . . Value	—	—	—	—	—	6,079	768	8,254	12,922	1,472
Parts of Steam Engines . . . . . "	—	—	—	—	—	52,264	22,843	6,475	18,083	2,469
Railway locomotives, engines, tenders and parts thereof . . . . . "	—	—	—	—	—	4,41,183	3,94,979	1,20,915	62,128	2,26,887
Others . . . . . "	—	—	—	—	—	14,034	18,033	8,928	3,952	29,078
Other than Locomotives—										
Gas Engines . . . . . No.	135	39	22	10	10	78,435	25,453	40,823	6,509	3,470
Parts of Gas Engines . . . . . Value	—	—	—	—	—	18,557	11,675	1,68,134	4,509	5,083
Oil Engines . . . . . No.	1,148	576	91	62	61	4,49,483	2,29,676	29,718	22,066	24,766
Parts of Oil Engines . . . . . Value	—	—	—	—	—	48,133	72,046	32,810	23,243	80,416
Steam Engines . . . . . No.	29	2	2	..	..	1,09,731	8,081	1,890	..	..
Parts of Steam Engines . . . . . Value	—	—	—	—	—	61,876	36,181	36,117	3,858	7,019
Others . . . . . "	—	—	—	—	—	16,775	24,988	2,316	916	843
<b>Total Prime-movers (other than electric)</b> . . . . . "	—	—	—	—	—	13,07,941	8,50,858	4,95,663	1,58,876	3,32,199

NORTH AMERICA—UNITED STATES—continued

IMPORTS THEREFROM—continued

ARTICLES	QUANTITY					VALUE				
	1929-30	1930-31	1931-32	1932-33	1933-34	1929-30	1930-31	1931-32	1932-33	1933-34
						R	R	R	R	R
<b>MACHINERY AND MILLWORK—</b> <i>continued</i>										
Electrical machinery of all kinds <i>not including</i> instruments, apparatus and appliances and parts thereof—										
Control and switch gear Value	—	—	—	—	—	2,59,139	5,15,606	1,98,675	2,00,915	1,78,593
Generators, alternators, and dynamos . . . . .	—	—	—	—	—	51,570	1,17,518	5,09,135	65,437	1,07,125
Motors . . . . .	—	—	—	—	—	8,55,771	4,58,099	2,42,955	3,57,745	1,59,073
Transformers . . . . .	—	—	—	—	—	3,72,281	2,53,341	2,64,180	3,28,422	1,89,221
Turbo-generating sets . . . . .	—	—	—	—	—	39,130	4,027	2,208	67,828	937
Others . . . . .	—	—	—	—	—	9,60,732	15,85,561	24,26,495	4,70,956	10,64,460
Total Electrical machinery of all kinds, etc. . . . .	—	—	—	—	—	20,38,632	29,34,147	56,43,048	15,87,309	10,99,409
Machinery, <i>not being</i> prime-movers or electrical machinery—										
Aerated water making machinery . . . . .	—	—	—	—	—	1,04,268	6,019	4,233	2,459	..
Agricultural machinery . . . . .	—	—	—	—	—	8,84,698	4,67,824	2,99,882	3,21,829	4,76,979
Boilers . . . . .	—	—	—	—	—	73,501	81,220	31,520	19,029	83,782
Metal working machinery ( <i>including</i> machine tools) . . . . .	—	—	—	—	—	6,00,511	3,52,687	1,74,730	1,13,486	82,882
Mining machinery—										
Coal . . . . .	—	—	—	—	—	3,19,410	1,99,152	1,16,879	29,389	26,520
Other sorts . . . . .	—	—	—	—	—	33,19,524	28,87,824	17,82,620	10,73,329	9,60,422
Oil crushing and refining machinery . . . . .	—	—	—	—	—	2,19,930	8,54,974	7,08,570	1,16,080	2,57,061
Paper mill machinery . . . . .	—	—	—	—	—	10,075	8,637	1,727	8,028	90,317
Pumping machinery (c) . . . . .	—	—	—	—	—	—	—	—	—	3,40,827
Refrigerating machinery . . . . .	—	—	—	—	—	17,49,342	16,46,484	8,48,806	7,05,608	7,65,776
Rice and flour mill machinery . . . . .	—	—	—	—	—	2,81,682	1,47,713	1,04,324	62,695	65,000
Saw mill and wood working machinery . . . . .	—	—	—	—	—	1,98,956	2,59,378	33,878	15,749	12,302
Sewing and knitting machines, and parts thereof—										
Sewing and knitting machines . . . . . No.	235	43	96	297	331	66,231	27,461	39,120	1,10,060	91,785
Parts of sewing and knitting machines and accessories Value	—	—	—	—	—	7,648	7,799	3,320	5,235	12,254
Sugar machinery . . . . .	—	—	—	—	—	23,022	32,324	27,382	16,334	22,021
Textile machinery—										
Cotton—										
Bleaching and dyeing machinery . . . . .	—	—	—	—	—	1,933	2,030	629	13,568	1,401
Spinning machinery . . . . .	—	—	—	—	—	1,34,204	1,41,366	2,82,353	2,69,888	2,01,705
Weaving machinery . . . . .	—	—	—	—	—	3,598	41,616	23,625	93,051	10,229
Other sorts . . . . .	—	—	—	—	—	25,885	40,636	1,40,552	2,765	26,346
Jute . . . . .	—	—	—	—	—	60,198	43,696	11,916	14,658	1,987
Other sorts of textile machinery . . . . .	—	—	—	—	—	15,518	24,356	54,784	6,192	13,987
Total Textile machinery . . . . .	—	—	—	—	—	2,41,046	2,93,700	4,64,359	4,00,972	2,55,955
Typewriters—										
Typewriters . . . . . No.	13,766	13,089	6,557	3,680	5,499	19,04,617	18,94,260	8,85,826	5,06,334	6,02,087
Parts and accessories, Value	—	—	—	—	—	2,52,421	2,03,192	2,58,20	69,169	1,25,621
Other sorts of machinery ( <i>excluding</i> printing machinery) . . . . .	—	—	—	—	—	39,06,515	38,09,669	23,13,076	28,04,143	18,14,188
Total Machinery and Millwork . . . . .	—	—	—	—	—	1,75,21,970	1,64,15,642	1,22,11,074	80,11,586	80,73,140

(a) Separately recorded from 1933-34.

No. 13—continued  
 NORTH AMERICA—UNITED STATES—continued  
 IMPORTS THEREFROM—continued

ARTICLES	QUANTITY					VALUE				
	1929-30	1930-31	1931-32	1932-33	1933-34	1929-30	1930-31	1931-32	1932-33	1933-34
<b>MANURES excluding OIL CAKE—</b>						R	R	R	R	R
<b>Nitrogenous—</b>										
Nitrate of Soda . . . Tons	981	—	395	—	—	1,32,670	—	32,527	—	—
Sulphate of Ammonia . . . "	300	—	—	—	250	47,519	12	—	—	22,500
Phosphatic . . . "	7,046	3,544	—	—	200	12,69,204	5,72,318	—	—	23,000
Other Kinds . . . "	5	—	20	250	25	605	—	4,762	46,434	3,030
<b>Total Manures . . . "</b>	<b>8,332</b>	<b>3,544</b>	<b>315</b>	<b>250</b>	<b>475</b>	<b>14,49,098</b>	<b>5,72,330</b>	<b>37,289</b>	<b>46,434</b>	<b>40,730</b>
<b>METALS AND ORES—</b>										
<b>Aluminium—</b>										
Unwrought (Ingots, blocks, bars, and slabs) . . . Cwts.	690	—	—	—	—	35,178	—	—	—	—
<b>Wrought—</b>										
Circles . . . "	62,530	52,917	4,354	551	681	50,39,987	40,58,057	3,09,527	45,521	50,208
Sheets . . . "	2,069	1,041	237	62	—	1,57,358	75,358	15,288	4,358	—
Other manufactures . . . "	737	1,123	195	42	95	60,560	77,468	14,777	4,961	9,905
<b>Total Aluminium . . . "</b>	<b>65,926</b>	<b>55,081</b>	<b>4,786</b>	<b>655</b>	<b>776</b>	<b>52,99,090</b>	<b>42,10,878</b>	<b>3,39,592</b>	<b>54,840</b>	<b>60,113</b>
<b>Brass, Bronze, and similar alloys and manufactures thereof—</b>										
Unwrought . . . "	—	537	—	—	300	—	17,532	—	—	5,197
Wrought . . . "	595	2,426	415	172	240	70,552	1,17,717	34,087	11,780	12,328
<b>Total Brass, Bronze, etc. . . "</b>	<b>595</b>	<b>2,963</b>	<b>415</b>	<b>172</b>	<b>440</b>	<b>70,552</b>	<b>1,35,269</b>	<b>34,087</b>	<b>11,780</b>	<b>17,525</b>
<b>Copper—</b>										
Old for remanufacture . . . "	1,694	4,177	1,750	—	—	94,057	1,65,371	55,066	—	12
Unwrought . . . "	3,000	4,093	715	500	5,124	1,93,039	1,84,154	33,912	20,966	1,40,488
<b>Wrought—</b>										
Rods . . . "	801	337	3,006	13,013	9,511	39,373	16,578	2,71,493	4,15,458	2,08,996
Sheets . . . "	84	29,020	7,020	20	1,001	2,692	13,04,020	3,05,870	932	21,725
Wire, excluding wire of telegraph and telephone . . . "	13	1,000	751	1	10	1,714	40,012	17,633	483	59
Other manufactures . . . "	699	683	2,023	22	26	79,699	79,290	67,331	6,006	1,933
<b>Total Copper (excluding Ore) . . . "</b>	<b>6,241</b>	<b>39,313</b>	<b>20,263</b>	<b>13,556</b>	<b>15,672</b>	<b>4,10,574</b>	<b>17,90,425</b>	<b>7,51,305</b>	<b>4,44,445</b>	<b>3,32,268</b>
German silver (including nickel silver) . . . "	—	2,005	32	—	330	—	59,143	2,505	—	9,333
Steel . . . . . Tons	28	14	8	15	9	27,140	9,343	5,122	6,075	29,577
<b>Iron or Steel—</b>										
Beams, channels, pillars, girders, and bridge-work . . . "	239	211	—	—	—	57,024	56,079	—	—	—
Bolts and nuts . . . "	303	160	61	32	44	1,69,508	1,07,877	60,720	42,239	40,032
Fencing materials (including fencing wire) . . . "	354	370	108	27	129	1,10,223	1,16,139	23,649	8,782	41,794
Hoops and strips . . . "	38	317	427	33	10	6,607	47,449	63,294	5,477	2,499
Nails, rivets, and washers (excluding wire nails) . . . "	30	20	13	5	6	31,235	21,773	16,471	13,358	7,297
Pipes and fittings, cast . . . "	63	29	1	20	1	44,230	33,336	4,904	14,941	1,432
Balls, chairs, and fish-plates (excluding those for railways) . . . "	431	626	232	—	15	1,03,447	95,807	31,390	—	4,031
Screws . . . . . "	29	8	3	—	—	19,252	5,955	2,333	4	242
<b>Sheets and plates—</b>										
<b>Galvanized—</b>										
Corrugated . . . "	1,607	1,396	103	5	22	5,12,775	6,70,370	40,711	3,074	10,192
Plain . . . . . "	8	2	—	1	1	4,042	820	144	0	450



NORTH AMERICA—UNITED STATES—continued

IMPORTS THEREFROM—continued

ARTICLES	QUANTITY					VALUE				
	1929-30	1930-31	1931-32	1932-33	1933-34	1929-30	1930-31	1931-32	1932-33	1933-34
						R	R	R	R	R
<b>METALS AND ORES—continued</b>										
<b>Iron or Steel—continued</b>										
<b>Sheets and Plates—contd,</b>										
<b>Tinned—</b>										
Tinplates . . . Tons	9,316	8,762	148	..	218	31,42,610	29,24,375	45,119	666	56,840
Not galvanized or tinned . . . "	52	50	6	13	..	27,886	24,018	2,717	2,827	..
Total Sheets and Plates ..	10,932	10,700	252	19	211	36,87,318	36,19,588	94,901	6,573	67,482
Tubes, pipes and fittings, wrought . . . "	1,531	822	3,191	1,923	1,794	4,95,191	3,47,036	6,56,775	4,72,537	4,19,212
<b>Wire rope—</b>										
Black . . . . "	18	36	29	4	11	20,474	36,638	49,548	5,137	5,942
Galvanized . . . . "	8	18	2	1	3	4,674	24,282	1,039	672	662
Wire, other than fencing . . . . "	98	122	94	..	103	18,203	21,739	17,409	1,781	18,385
Other manufactures of iron or steel . . . "	1,786	1,525	803	84	126	4,44,782	4,24,274	1,46,436	59,626	41,468
Total Iron or Steel ..	15,924	14,954	5,216	2,148	2,481	52,21,066	49,68,127	14,13,784	6,21,577	6,43,628
Quicksilver . . . lbs	109	7,650	310	..	805	681	34,550	1,604	..	2,435
Zinc or spelter . . Cwts.	12,196	32,216	43,756	56,717	36,826	1,98,028	12,16,260	4,52,612	5,88,633	4,10,591
Others . . . Tons	4	..	85	22	53	13,710	22,423	53,463	48,063	1,27,716
Total Metals (excluding Ores) ..	20,204	24,090	8,771	5,740	5,251	1,12,40,741	1,24,41,450	30,54,164	17,76,013	10,85,656
MICA . . . Cwts.	32	156	20	103	162	9,853	49,612	5,176	3,886	11,022
<b>Oils—</b>										
Animal . . . Gals.	83	..	93	1,281	243	374	..	363	818	193
Essential . . . . "	213	149	163	139	232	10,207	5,057	6,204	2,257	2,108
<b>Mineral—</b>										
<b>Fuel Oils . . . . "</b>										
<b>Kerosene—</b>										
In bulk . . . . "	18,841,836	11,273,758	12,802,337	2,704,031	1,037,742	1,08,40,806	62,92,322	62,85,308	10,24,383	4,47,906
In tins . . . . "	4,534,108	10,016,435	7,559,680	970,678	1,227,207	38,99,600	80,21,973	64,66,279	7,53,789	9,01,011
Total Kerosene . . . . "	23,375,944	21,290,193	20,362,017	3,674,709	2,264,949	1,47,40,406	1,43,14,295	1,27,51,587	17,78,172	13,48,947
<b>Lubricating oils—</b>										
Blanching oils . . . . "	5,534,203	9,151,735	3,429,596	5,331,362	5,321,060	27,77,155	46,23,136	17,50,443	31,37,339	27,06,425
Other lubricating oils ..	6,832,207	9,812,271	7,207,423	6,094,798	7,984,877	1,02,80,180	1,03,52,484	80,60,555	74,24,987	72,43,370
Total Lubricating oils ..	14,366,410	18,964,006	10,634,024	11,426,660	13,305,937	1,30,57,335	1,49,75,620	98,10,998	1,05,62,326	1,00,44,795
Petroleum, dangerous flashing below 78° F. including petrol, benzine and benzol . . . . "	21,45,071	7,179,137	9,891,208	39,783	..	21,08,266	61,24,401	79,47,234	43,377	..
Paints, Solutions and compositions, dangerous flashing below 78° F. . . . "	17,099	9,772	23,143	17,803	44,567	1,14,492	60,861	1,25,433	1,10,208	2,09,453
White Oil . . . . "	94,826	190,367	46	..	825	1,21,021	2,19,975	59	..	2,016
Other kinds . . . . "	792,779	633,553	239,302	184,062	203,043	10,65,149	8,54,107	3,08,208	2,39,161	1,79,362
Total Mineral oils . . . . "	40,800,189	49,935,143	43,483,938	10,719,315	16,613,759	3,12,06,974	3,67,93,669	3,15,64,413	1,31,11,190	1,18,80,211

## No. 13—continued

## NORTH AMERICA—UNITED STATES—continued

## IMPORTS THEREFROM—continued

ARTICLES	QUANTITY					VALUE				
	1929-30	1930-31 <sup>(a)</sup>	1931-32	1932-33	1933-34	1929-30	1930-31	1931-32	1932-33	1933-34
<i>Oils—continued</i>						R	R	R	R	R
Mineral grease including petroleum jelly <sup>(b)</sup> . lbs.	—	..	1,078,008	1,891,436	2,043,697	—	—	3,97,296	4,42,239	4,87,634
Vegetable, non-essential. Gals.	4,615	7,507	7,136	9,859	4,517	15,798	24,089	19,262	26,583	9,547
Total Oils (c) . "	40,805,100	48,992,799	—	—	—	3,12,33,348	3,68,22,685	3,10,87,538	1,85,83,087	1,28,65,696
OIL-CLOTH AND FLOOR-CLOTH . Sq. yards	490,789	302,698	259,792	310,700	215,425	3,97,421	2,27,832	1,86,237	2,05,238	1,03,862
PAVING—ENGINE AND BOILER—OF ALL KINDS excluding ASBESTOS . Value	—	—	—	—	—	36,603	16,241	16,221	10,562	8,911
PAINTS AND PAINTERS' MATERIALS—										
Paints and Colours—										
Enamels, prepared (a). Cwts.	1,318	—	—	—	—	86,492	—	—	—	—
Graphite . . . "	365	398	445	410	317	25,221	21,188	27,928	23,348	11,254
Whitelead . . . "	3,330	1,015	..	..	..	51,689	23,724	..	..	..
Zinc, white . . . "	2,039	340	..	19	..	58,178	6,980	..	581	10
Other Sorts—										
Coloured dry† . . . "	—	2,409	1,334	2,448	2,993	—	69,858	41,346	69,681	73,810
White moist † . . . "	—	327	66	27	28	—	15,870	8,194	2,312	2,806
Coloured moist† . . . "	—	4,876	4,167	1,985	2,337	—	3,35,947	2,12,647	1,51,663	1,87,466
Other sorts . . . "	11,468	278	634	—	146	6,38,142	7,832	5,740	6	1,671
Total Paints and Colours . "	10,420	9,538	6,346	4,869	5,821	8,59,722	4,81,399	2,90,855	2,47,616	2,27,028
Painters' Materials (other than paints and colours)—										
Turpentine—										
Genuine Turpentine . . . "	173	177	60	45	477	5,070	5,387	2,196	1,461	13,952
Turpentine Substitute . . . "	430	19	51	..	65	12,084	595	1,637	..	1,791
Varnish (b) . . . "	1,218	—	—	—	—	87,886	—	—	—	—
Enamels . . . "	—	1,092	287	167	187	—	93,890	22,485	20,711	17,203
Other kinds . . . "	—	877	471	244	203	—	61,782	43,163	27,190	23,061
Other kinds of painters materials . Value	—	—	—	—	—	81,961	49,304	36,581	17,813	17,954
Total Painters' Materials, etc. . . . "	—	—	—	—	—	1,87,601	2,10,458	1,06,912	67,180	74,561
Total Paints and Painters' Materials . . . . "	—	—	—	—	—	10,47,323	6,91,857	3,97,767	3,14,796	3,01,584
PAPER AND PASTBOARD—										
Paper—										
Packing paper . . Cwts.	518	1,208	625	645	255	15,688	25,553	12,990	18,960	3,957
Printing paper . . . "	307	298	506	417	1,926	13,726	19,286	25,001	24,555	40,220
Writing paper in large sheets . . . "	3,941	3,182	3,840	844	1,251	1,27,704	94,837	1,08,163	29,931	34,024
Envelopes imported separately . . . . "	190	201	189	57	63	16,629	15,509	14,097	7,742	4,037
Other kinds of paper . . . "	2,082	2,051	1,298	1,945	813	1,63,391	2,71,308	1,24,376	77,275	48,790
Old newspaper in bales and tags . . . . "	64,057	170,536	171,181	120,299	94,459	3,89,835	7,37,535	7,02,196	5,57,823	4,02,577
Paper manufactures (pasteboard, mill board, and cardboard of all kinds) . . . . "	993	2,659	2,939	2,093	701	59,914	1,19,751	1,25,479	99,348	87,121
Total Paper and Pastboard . . . . "	68,708	180,922	181,595	126,380	99,483	8,02,089	12,98,241	11,34,988	8,08,876	5,77,351

(a) Included in "Varnish" from 1930-31.  
(b) Shown under the following heads from 1930-31.  
(c) Quantity not shown from 1931-32.  
\* Separately recorded from 1931-32.  
† " " " " 1930-31.

NORTH AMERICA—UNITED STATES—continued

IMPORTS THEREFROM—continued

ARTICLES	QUANTITY					VALUE				
	1920-30	1930-31	1931-32	1932-33	1933-34	1920-30	1930-31	1931-32	1932-33	1933-34
						R	R	R	R	R
<b>PAPER-MAKING MATERIALS—</b>										
Pulp of wood . . . Cwt.	..	6,712	39,730	52,973	58,618	..	59,516	2,58,742	3,57,364	4,02,171
PARAFFIN WAX . . . Tons	685	1,552	432	102	209	2,93,139	3,12,654	1,04,802	20,441	61,139
<b>PLANTS, LIVING (including bulbs and seeds for sowing) Value</b>										
POLISHES—										
Polishes and compositions for application to leather	..	..	..	..	..	40,702	39,148	21,904	26,298	27,796
Polishes and compositions for application to metals	..	..	..	..	..	42,598	37,375	28,580	15,651	20,550
Wood polish	..	..	..	..	..	19,899	15,203	2,545	8,108	12,438
Other kinds	..	..	..	..	..	50,014	62,435	30,026	62,106	61,522
<b>PRECIOUS STONES AND PEARLS, UNSET—</b>										
Diamonds*	..	..	..	..	..	..	6,050	..	..	80,000
Other precious stones	..	..	..	..	..	..	..	..	..	12,700
pearls	..	..	..	..	..	23,030	..	..	2,781	3,724
<b>PRINTING AND LITHOGRAPHING MACHINERY AND MATERIALS (excluding paper)—</b>										
Printing and lithographing presses	..	..	..	..	..	3,46,580	2,25,071	4,95,974	80,925	4,58,244
Printing type . . . Cwts.	89	42	67	45	43	19,492	12,112	10,083	14,939	8,000
Printers' and Lithographers' ink	..	..	..	..	..	14,094	8,586	14,434	9,609	10,023
Other materials	..	..	..	..	..	66,053	89,378	71,472	52,299	90,108
Total Printing and Lithographing machinery, etc.	..	..	..	..	..	4,16,224	3,35,647	6,00,968	1,57,663	5,75,360
PRINTS, ENGRAVINGS, AND PICTURES	..	..	..	..	..	61,413	1,05,237	37,515	4,26,371	92,528
<b>PROVISIONS AND OILMAN'S STORES (including FISH AND FRUITS AND VEGETABLES, CANNED OR BOTTLED)—</b>										
Bacon and hams . . . Cwts.	46	104	59	43	28	5,851	13,792	8,438	5,020	2,658
Biscuits and cakes	58	230	186	14	55	5,952	19,919	15,513	1,646	4,934
<b>Canned and bottled provisions (not specified elsewhere)—</b>										
Canned or bottled fruits	17,359	13,393	6,896	6,605	10,721	8,43,133	6,29,908	8,11,098	3,19,090	4,02,561
Tinned or canned fish	68,520	48,204	12,545	13,364	3,831	18,10,223	11,80,578	3,26,306	3,88,799	1,16,353
Others	15,565	17,679	16,239	11,170	7,932	8,89,389	9,20,475	7,98,728	5,84,370	3,56,414
Total Canned and bottled provisions	99,444	79,276	35,730	31,129	22,484	35,42,745	27,30,961	14,36,782	12,92,859	8,75,328
Confectionery	597	234	138	10	78	45,785	25,475	13,251	1,405	4,059
<b>Farinaceous and patent foods—</b>										
Milk foods for infants and invalids wholly or mainly milk	422	481	479	478	297	44,908	64,339	67,269	68,277	30,165
Other sorts	14,097	15,170	8,763	6,011	7,195	5,74,957	6,69,900	4,17,848	3,17,124	3,37,347
Total Farinaceous and patent foods	14,519	15,651	9,242	6,484	7,492	6,19,265	7,34,239	4,85,117	3,80,401	3,67,512
Milk, condensed and preserved, including milk cream	6,021	5,337	2,349	1,280	1,115	2,05,414	2,31,047	1,20,051	75,127	54,910
Pickles, chutnies, sauces and condiments	335	270	144	49	290	25,640	23,968	11,692	4,798	24,492
Other sorts of provisions	..	..	..	..	..	2,94,137	2,62,598	1,18,703	89,181	40,820
Total Provisions and Oilman's stores	..	..	..	..	..	49,05,049	40,41,099	22,10,490	18,50,407	13,74,735

\*Inclusive of imports by postal packets referred to collectors of customs for assessments.

## No. 13—continued

## NORTH AMERICA—UNITED STATES—continued

## IMPORTS THEREFROM—continued

ARTICLES	QUANTITY					VALUE				
	1929-30	1930-31	1931-32	1932-33	1933-34	1929-30	1930-31	1931-32	1932-33	1933-34
<b>RUBBER—</b>						<b>R</b>	<b>R</b>	<b>R</b>	<b>R</b>	<b>R</b>
Manufactures—										
Pneumatic motor covers . . . . . No.	112,754	140,667	159,082	86,875	37,377	59,08,356	68,88,650	90,05,180	40,48,915	16,36,533
Pneumatic motor tubes . . . . . "	67,528	108,462	150,894	84,377	21,408	5,71,710	8,89,468	9,74,259	6,01,661	1,22,352
Pneumatic motor cycle covers . . . . . "	666	321	658	497	209	14,937	4,998	8,705	7,606	2,420
Solid rubber tyres for motor vehicles . . . . . "	2,007	1,569	838	778	243	2,88,531	1,64,399	93,273	91,442	35,773
Other manufactures, except apparel, boots and shoes . . . . . Value	—	—	—	—	—	4,87,145	6,36,861	6,52,379	4,93,442	3,37,575
Total Rubber manufactures . . . . . "	—	—	—	—	—	72,70,688	86,84,080	83,38,860	52,38,285	21,34,653
<b>SEEDS . . . . . Tons</b>	<b>1</b>	<b>1</b>	<b>12</b>	<b>2</b>	<b>1</b>	<b>14,824</b>	<b>11,262</b>	<b>14,039</b>	<b>11,569</b>	<b>6,565</b>
<b>SOAP—</b>										
House-hold and Laundry soap in bars and tablets . . . . . Cwts.	256	180	224	143	551	7,372	6,931	6,532	7,907	10,434
Toilet soap . . . . . "	7,292	6,003	4,139	4,255	4,069	7,32,847	5,37,986	4,85,180	4,06,310	4,00,460
Other sorts . . . . . "	226	281	222	183	60	23,760	28,645	21,209	12,014	3,282
Total Soap . . . . . "	7,774	5,464	4,585	4,581	4,680	7,68,479	5,73,562	5,12,921	4,25,237	4,14,170
<b>SPICES—</b>										
Cloves . . . . . "	983	1,258	205	69	208	16,945	22,409	4,960	2,100	4,000
<b>STARCH AND FARINA AND DEXTRINE—</b>										
Starch . . . . . "	117,223	22,665	23,830	45,971	91,208	13,36,007	2,38,510	2,18,264	3,92,397	5,93,332
Dextrine . . . . . "	—	—	—	201	4,597	—	—	—	2,806	40,737
<b>STATIONERY (excluding PAPER)—</b>										
Pencils (excluding slate pencils) . . . . . Doz.	58,212	85,129	13,454	853,085	11,880	19,706	13,949	7,605	21,830	3,838
Other sorts . . . . . Value	—	—	—	—	—	4,83,798	4,34,948	2,92,822	2,09,784	1,04,318
Total Stationery (excluding paper) . . . . . "	—	—	—	—	—	5,08,504	4,48,897	3,00,427	2,31,614	1,68,166
<b>SUGAR—</b>										
Sugar, 15 Dutch Standard and below . . . . . Tons	240	198	271	29	..	61,900	48,246	63,611	6,216	..
Other kinds . . . . . "	..	..	..	..	..	59	5	19	151	62
Total Sugar . . . . . "	240	198	271	29	..	61,959	48,251	63,630	6,367	62
<b>TALLOW AND STEARINE—</b>										
Grease . . . . . Cwts.	1,027	1,792	1,037	1,601	615	16,263	33,365	18,661	27,847	7,253
Other sorts . . . . . "	202	21	243	..	410	5,355	663	2,317	..	6,736
Total Tallow and Stearine . . . . . "	1,229	1,723	1,280	1,601	925	21,608	34,028	20,998	27,847	13,989
<b>TELEPHONES, MATERIALS FOR CONSTRUCTION AND ACCESSORIES (excluding ELECTRICAL) . . . . . Value</b>	<b>—</b>	<b>—</b>	<b>—</b>	<b>—</b>	<b>—</b>	<b>10,000</b>	<b>2,210</b>	<b>1,930</b>	<b>742</b>	<b>2,040</b>
<b>TEXTILES—</b>										
Cotton—										
Raw . . . . . Tons	1,689	9,750	28,624	45,791	8,126	19,58,504	83,15,452	2,23,57,217	3,84,58,169	63,03,017
Manufactures—										
Hosiery—										
Stockings and socks . . . . . Doz.	36,224	16,579	17,865	9,146	3,662	2,41,046	1,09,140	1,07,089	50,057	18,817
Underwear . . . . . "	5,758	2,089	2,566	1,305	822	50,865	19,100	19,503	10,623	6,570
Other sorts . . . . . Value	—	—	—	—	—	96,834	31,786	17,499	34,950	23,116
Total Hosiery . . . . . "	—	—	—	—	—	3,88,795	1,60,026	1,44,091	1,01,630	63,503

NORTH AMERICA—UNITED STATES—continued

IMPORTS THEREFROM—continued

ARTICLES	QUANTITY					VALUE				
	1929-30	1930-31	1931-32	1932-33	1933-34	R	R	R	R	R
<b>TEXTILES—continued</b>										
<b>Cotton—continued</b>										
<b>Manufactures—continued</b>										
<b>Piece Goods—</b>										
<b>Grey (unbleached)—</b>										
<b>Plain grey—</b>										
Drills and Jeans Yards	604,660	352,000	482,600	246,400	220,800	2,20,403	1,16,601	1,30,007	57,940	48,048
Sheetings . . .	311,272	142,660	..	13,520	37,500	97,538	28,333	..	2,073	5,557
Unspecified descriptions . . .	51	40,190	46	145	..	60	7,554	11	75	..
<b>Total Plain grey . . .</b>	<b>916,003</b>	<b>534,850</b>	<b>482,646</b>	<b>259,965</b>	<b>258,300</b>	<b>3,27,051</b>	<b>1,52,788</b>	<b>1,30,018</b>	<b>60,094</b>	<b>54,205</b>
<b>White (bleached)—</b>										
Checks, Spots and Stripes . . .	85,804	55,703	320	..	..	26,483	12,763	293	..	..
Jaconets, madapolams, cambrics and Muslins . . .	1,494,209	1,201,401	586,373	151,279	10	5,48,636	3,62,756	1,60,884	40,652	1
Unspecified descriptions . . .	151,600	57,076	50,215	11,625	2,510	64,695	21,100	15,349	4,226	309
<b>Total White (bleached) . . .</b>	<b>1,731,613</b>	<b>1,314,270</b>	<b>636,908</b>	<b>162,904</b>	<b>2,520</b>	<b>6,39,813</b>	<b>3,96,600</b>	<b>1,76,531</b>	<b>45,478</b>	<b>313</b>
<b>Coloured printed or dyed—</b>										
Printed goods . . .	224,247	5,136	213,945	40,183	5,764	97,049	2,312	46,610	11,565	6,207
<b>Dyed goods—</b>										
Cambrics including madapolams, muslins and jaconets . . .	5,653,695	2,639,391	1,308,059	304,142	31,720	22,02,431	8,12,065	3,45,132	31,225	7,271
Drills and Jeans . . .	67,201	..	..	..	..	25,542	..	..	..	..
Unspecified descriptions . . .	156,048	134,080	129,619	151,166	38,980	61,697	75,975	49,603	35,841	8,386
<b>Total Dyed goods . . .</b>	<b>5,877,944</b>	<b>2,774,071</b>	<b>1,527,678</b>	<b>455,298</b>	<b>70,709</b>	<b>22,92,970</b>	<b>8,88,040</b>	<b>3,94,735</b>	<b>1,17,166</b>	<b>15,057</b>
Woven coloured goods . . .	309,871	51,165	189	22,712	14,195	1,50,060	26,821	120	6,517	2,562
<b>Total Coloured, printed, or dyed goods . . .</b>	<b>6,502,062</b>	<b>2,880,872</b>	<b>1,741,762</b>	<b>518,193</b>	<b>90,698</b>	<b>25,46,069</b>	<b>9,17,173</b>	<b>4,41,474</b>	<b>1,36,248</b>	<b>24,426</b>
<b>Fents of all descriptions not more than 9 yards in length* . . .</b>										
Fents, others* . . .	—	4,057,709	15,536,192	17,971,050	15,505,662	—	7,67,591	21,26,140	27,01,356	15,83,430
<b>Total of Fents . . .</b>	<b>23,908,034</b>	<b>4,792,649</b>	<b>16,366,164</b>	<b>19,404,640</b>	<b>15,552,800</b>	<b>62,70,009</b>	<b>9,75,612</b>	<b>22,91,967</b>	<b>30,19,082</b>	<b>15,83,706</b>
Rope Lbs.	12,954	20,402	26,046	16,200	14,972	20,974	28,209	26,087	10,025	13,358
Other sorts of cotton manufactures) . Value	—	—	—	—	—	20,111	26,903	13,436	10,025	22,604
<b>Total Cotton goods (including Twist and Yarn) . . .</b>	<b>—</b>	<b>—</b>	<b>—</b>	<b>—</b>	<b>—</b>	<b>62,13,722</b>	<b>20,57,629</b>	<b>32,30,110</b>	<b>33,09,067</b>	<b>17,50,604</b>
Haberdashery and millinery . . .	—	—	—	—	—	1,70,669	1,25,207	73,937	1,54,088	31,175
<b>Silk—</b>										
<b>Manufactures—</b>										
Goods of silk mixed with other materials Yards	9,712	2,012	2,133	184,312	..	7,108	1,574	533	37,349	..
Other sorts . . . Value	—	—	—	—	—	1,98,315	1,27,826	88,429	82,333	56,025
<b>Total Silk manufactures . . .</b>	<b>—</b>	<b>—</b>	<b>—</b>	<b>—</b>	<b>—</b>	<b>2,05,423</b>	<b>1,29,400</b>	<b>89,362</b>	<b>1,19,682</b>	<b>56,085</b>

\* Shown separately from 1930-31.

## No. 13—continued

## NORTH AMERICA—UNITED STATES—continued

## IMPORTS THEREFROM—continued

ARTICLES	QUANTITY					VALUE				
	1929-30	1930-31	1931-32	1932-33	1933-34	1929-30	1930-31	1931-32	1932-33	1933-34
<b>TEXTILES—continued</b>						R	R	R	R	
<b>Wool—</b>										
Manufactures—										
Blankets and rugs other than floor rugs . . . Lbs.	86,307	18,641	2,067	506	1,692	26,262	12,390	8,384	1,606	3,157
Carpets and rugs . . . " "	9,595	5,656	4,508	3,286	9,110	21,965	26,025	13,950	31,711	8,003
Piece goods . . . Yards	88,296	387	435	441	38	23,946	1,126	1,062	466	55
Other sorts . . . Value	—	—	—	—	—	29,407	16,637	4,378	17,962	6,951
<b>Total Wool manufactures . . .</b>	<b>—</b>	<b>—</b>	<b>—</b>	<b>—</b>	<b>—</b>	<b>1,01,580</b>	<b>56,078</b>	<b>22,774</b>	<b>51,744</b>	<b>18,166</b>
<b>Artificial Silk—</b>										
Artificial Silk yarn . . . Lbs.	..	10,000	..	..	..	..	11,848	..	..	..
Piece goods of Cotton and Artificial Silk . . . Yards	640,788	26,707	1,137	11,108	210	2,54,229	14,759	1,388	2,844	211
Other sorts . . . Value	—	—	—	—	—	2,15,521	70,920	1,84,313	2,24,984	83,691
Other textiles—manufactured . . .	—	—	—	—	—	1,575	9,070	25,568	17,401	5,529
<b>Tobacco—</b>										
Unmanufactured . . . Lbs.	4,404,709	1,484,800	2,484,397	4,652,527	2,091,954	37,78,979	12,52,726	24,39,194	56,48,684	26,10,879
Manufactured—										
Cigarettes (a) . . . { Lbs. 11,640 84,033 16,265 11,066 13,004 No. — 12,984,200 — 6,306,523 — 4,765,475 — 5,421,300	11,640	84,033	16,265	11,066	13,004	40,519	1,04,408	55,101	49,763	51,501
Tobacco for pipes and cigarettes . . . Lbs.	17,792	12,682	8,236	5,908	4,537	81,628	53,288	38,291	31,781	24,023
Other sorts . . . " "	2,021	105,896	3,588	4,365	7,312	9,785	18,796	13,730	18,886	24,193
<b>Total Tobacco . . .</b>	<b>4,436,162</b>	<b>1,687,401</b>	<b>2,512,486</b>	<b>4,674,766</b>	<b>2,116,807</b>	<b>39,10,861</b>	<b>14,29,218</b>	<b>25,46,376</b>	<b>57,44,064</b>	<b>27,10,366</b>
<b>TOILET REQUISITES (not specified elsewhere) . . . Value</b>	<b>—</b>	<b>—</b>	<b>—</b>	<b>—</b>	<b>—</b>	<b>19,74,929</b>	<b>17,48,407</b>	<b>15,52,524</b>	<b>17,50,848</b>	<b>13,30,973</b>
<b>TOYS AND REQUISITES FOR GAMES AND SPORTS including FISHING TACKLE—</b>										
Toys . . . " "	—	—	—	—	—	2,78,117	2,10,691	1,44,342	94,798	31,774
Requisites for games and sports (excluding firearms, etc.)—										
Playing Cards . . . " "	—	—	—	—	—	5,28,386	6,11,267	4,13,345	2,20,162	1,72,560
Other sorts . . . " "	—	—	—	—	—	30,896	33,259	38,720	11,610	14,356
<b>Total Toys, etc. . .</b>	<b>—</b>	<b>—</b>	<b>—</b>	<b>—</b>	<b>—</b>	<b>8,37,849</b>	<b>8,55,217</b>	<b>5,96,413</b>	<b>3,35,570</b>	<b>2,18,690</b>
<b>UMBRELLAS AND UMBRELLA FITTINGS . . .</b>	<b>—</b>	<b>—</b>	<b>—</b>	<b>—</b>	<b>—</b>	<b>2,542</b>	<b>12,177</b>	<b>2,812</b>	<b>20</b>	<b>31</b>
<b>VEHICLES, excluding LOCOMOTIVES, ETC., FOR RAILWAYS—</b>										
Carriages and carts not mechanically propelled (excluding railway carriages, trucks, etc.) . . . No.	55	188	210	66	3	17,800	10,184	67,056	16,112	129
Parts of carriages and carts (excluding rubber tyres) . . . Value	—	—	—	—	—	12,541	15,678	15,180	3,443	5,280
Other sorts . . . " "	—	—	—	—	—	796	340	314	20	36
<b>Total Carriages and Carts, etc. . .</b>	<b>—</b>	<b>—</b>	<b>—</b>	<b>—</b>	<b>—</b>	<b>31,137</b>	<b>26,197</b>	<b>82,550</b>	<b>19,575</b>	<b>5,445</b>
Cycles (other than motor cycles) and parts thereof and accessories . . . " "	—	—	—	—	—	10,651	11,284	3,172	19,134	3,923
Mechanically propelled vehicles (excluding railway locomotives and tractors)—Aircraft . . . No.	..	1	2	..	..	..	5,600	21,103	..	..

(e) Quantity in number recorded from 1930-31.

NORTH AMERICA—UNITED STATES—continued

IMPORTS THEREFROM—concluded

ARTICLES	QUANTITY					VALUE				
	1929-30	1930-31	1931-32	1932-33	1933-34	1929-30	1930-31	1931-32	1932-33	1933-34
						R	R	R	R	R
<b>VEHICLES, excluding LOCOMOTIVES, ETC., FOR RAILWAYS—continued</b>										
Carriages and parts for railways . . . Value	—	—	—	—	—	1,08,284	69,855	9,293	1,307	694
Wagons and parts for railways . . . "	—	—	—	—	—	1,32,529	15,350	4,536	..	55
Motor cars (including taxi cabs) . . . No.	9,620	5,098	3,368	1,301	2,227	1,95,17,626	1,00,40,723	65,23,063	28,51,862	30,31,000
Motor cycles (including scooters) . . . "	35	53	8	1	12	24,421	34,090	5,003	1,020	9,054
Motor Omnibuses, motor vans and motor lorries—										
Imported with bodies ;	4,769	2,902	1,570	105	213	56,11,234	32,96,360	18,14,133	1,44,866	2,40,066
Chassis . . . "	7,248	3,295	1,666	1,688	3,479	1,20,14,768	55,79,521	24,22,381	23,30,900	33,97,801
Parts of mechanically propelled vehicles and accessories other than of aircraft (excluding rubber tyres) . . . Value	—	—	—	—	—	73,22,791	51,64,852	33,85,534	35,38,982	24,00,393
Other sorts . . . "	—	—	—	—	—	2,317	4,031	7,504	574	2,660
Total Mechanically propelled vehicles, etc. ;	—	—	—	—	—	4,47,23,970	2,42,11,188	1,41,09,055	88,70,210	97,52,343
Ships, parts of . . . "	—	—	—	—	—	25,036	7,764	1,452	7,991	14,038
Total Vehicles, excluding Locomotives, etc., for railways . . . "	—	—	—	—	—	4,47,90,794	2,42,56,383	1,42,86,229	89,16,910	97,75,740
<b>WAX OF ALL KINDS, other than PARAFFIN WAX (excluding CANDLES) . . . Cwts.</b>	687	3,065	2,376	5,162	5,555	15,937	39,576	20,914	71,804	78,981
<b>WOOD AND TIMBER—</b>										
Deal and pine wood Cub. Tons	6,758	1,158	833	627	1,547	5,00,099	95,533	68,498	44,162	95,905
Other kinds of wood and timber . . . Value	—	—	—	—	—	2,91,962	4,42,076	1,37,380	2,11,424	2,31,107
Manufactures of wood other than furniture and cabinetware . . . "	—	—	—	—	—	1,44,616	1,88,828	59,517	97,774	31,391
Total Wood and Timber . . . "	—	—	—	—	—	9,36,677	7,26,437	3,15,395	3,53,360	3,58,403
POSTAL ARTICLES NOT SPECIFIED . . . "	—	—	—	—	—	99,660	1,09,602	15,200	14,901	38,987
ALL OTHER ARTICLES OF MERCHANDISE . . . "	—	—	—	—	—	4,60,227	881,302	3,34,499	3,70,163	1,04,127
<b>GRAND TOTAL . . . "</b>	—	—	—	—	—	17,06,15,164	15,14,72,554	12,83,62,248	11,25,08,778	7,17,81,000

No. 13—continued  
 NORTH AMERICA—UNITED STATES—continued  
 EXPORTS THERETO

## INDIAN MERCHANDISE

ARTICLES	QUANTITY					VALUE				
	1929-30	1930-31	1931-32	1932-33	1933-34	1929-30	1930-31	1931-32	1932-33	1933-34
ANIMALS, LIVING. . . . . No.	6,488	6,044	11,221	7,136	4,557	R 88,958	R 85,748	R 24,694	R 29,861	R 11,026
APPAREL (including DRAPERY, UNIFORMS, ACCOUTREMENTS, BUT excluding HOSIERY AND BOOTS AND SHOES) . Value	—	—	—	—	—	5,85,442	4,52,865	98,240	16,617	40,240
ART, WORKS OF . . . . . "	—	—	—	—	—	24,199	97,384	19,551	61,062	45,765
BOOKS, PRINTED, AND PRINTED MATTER (not being STA- TIONERY) including MAPS AND CHARTS . . . . . Cwts.	338	314	181	78	46	58,809	42,726	17,302	21,039	8,241
BRISTLES . . . . . "	252	80	..	..	6	23,800	7,000	..	..	280
BUILDING AND ENGINEERING MATERIALS other than OF IRON, STEEL OR WOOD . Value	—	—	—	—	—	3,76,058	1,42,005	60,800	96,507	52,600
CANES AND RATTANS . . . . . Cwts.	23	253	26	32	9	320	18,225	4,039	6,100	855
COFFEE . . . . . "	1,636	..	..	310	121	1,30,466	..	..	21,085	7,290
COIR— Manufactured (exclud- ing rope) . . . . . Tons	640	578	298	239	902	3,43,299	3,12,605	1,38,788	1,01,437	2,69,989
DRUGS AND MEDICINES— Nuxvomica . . . . . Cwts.	27,728	14,027	7,839	1,726	30,770	2,09,112	89,318	42,426	8,730	1,34,873
Senna . . . . . "	22,864	7,735	11,937	11,534	14,019	4,66,923	1,81,405	2,31,987	2,78,225	3,27,117
Other sorts . . . . . Value	—	—	—	—	—	1,98,494	2,63,261	63,059	88,397	24,300
Total Drugs and medicines . . "	—	—	—	—	—	3,74,529	4,84,284	3,37,472	3,15,352	4,86,290
DYEING AND TANNING SUBSTANCES— Cutch and Gambler . . . . . Cwts.	1,651	1,151	600	300	1,000	32,172	22,068	6,882	2,791	9,785
Myrobalans . . . . . "	304,708	265,698	202,605	200,432	238,805	15,57,328	12,22,104	7,41,497	8,48,331	9,55,953
Turmeric . . . . . "	6,270	6,526	4,727	2,229	4,590	96,619	78,585	40,106	25,084	48,167
Other sorts . . . . . "	210	833	487	399	3,025	5,840	7,852	6,570	6,645	41,982
Total Dyeing and Tanning substances . . . . . "	312,834	272,708	203,419	203,356	246,920	16,91,954	18,31,010	7,94,555	8,82,861	10,59,868
FIBRE FOR BRUSHES AND BROOMS . . . . . Tons	739	701	442	540	803	2,06,610	2,47,172	1,08,224	1,08,418	2,00,646
FRUITS AND VEGETABLES— Fruits and vegetables: dried, salted, or pre- served, all sorts . . . . . "	1,321	1,747	3,058	1,643	4,447	18,61,164	22,39,118	41,38,989	22,31,948	51,84,767
FURNITURE AND CABINET- WARE . . . . . Value	—	—	—	—	—	46,627	40,852	13,505	13,120	10,135
GRAIN, PULSE, AND FLOUR— Ries not in the husk . . . . . Tons	1,625	2,543	560	507	818	2,39,551	3,20,977	61,055	59,499	79,659
Other sorts . . . . . "	16	16	11	5	724	4,049	3,087	2,021	520	31,681
Total Grain, Pulse, and Flour . . . . . "	1,641	2,559	571	512	1,542	2,43,600	3,24,064	63,076	60,019	1,11,240
GUMS AND RESINS— Gambic . . . . . Cwts.	1,077	2,989	401	491	..	42,289	72,160	9,545	9,440	..
Other sorts . . . . . "	23,812	27,105	30,548	22,294	29,885	9,10,861	8,65,157	8,07,993	5,50,214	6,32,308
Total Gums and Resins . . . "	24,889	30,124	31,249	22,785	29,885	9,53,650	9,37,326	8,17,538	5,59,654	6,32,308



NORTH AMERICA—UNITED STATES—continued

EXPORTS THERE TO—continued

INDIAN MERCHANDISE—continued

ARTICLES	QUANTITY					VALUE				
	1929-30	1930-31	1931-32	1932-33	1933-34	1929-30	1930-31	1931-32	1932-33	1933-34
<b>HIDES AND SKINS, RAW—</b>										
Hides, raw—										
Buffalo hides	{ Tons =616 =No. =108,430	{ Tons =66 =No. =13,323	{ Tons =51 =No. =8,931	{ Tons =.. =No. =..	{ Tons =135 =No. =21,800	6,50,695	70,337	36,742	..	70,269
Cow hides	{ Tons =229 =No. =36,187	{ Tons =150 =No. =13,473	{ Tons =.. =No. =..	{ Tons =.. =No. =..	{ Tons =113 =No. =22,810	1,32,941	41,317	..	..	59,558
Calf skins	{ Tons =85 =No. =54,672	{ Tons =6 =No. =3,180	{ Tons =1 =No. =1,314	{ Tons =.. =No. =1,762	{ Tons =101 =No. =33,106	74,403	6,987	4,877	637	55,136
Other hides	{ Tons =.. =No. =8	{ Tons =6 =No. =605	{ Tons =.. =No. =..	{ Tons =.. =No. =..	{ Tons =.. =No. =..	100	7,631	..	..	..
Total Hides, raw	{ Tons =930 =No. =184,297	{ Tons =223 =No. =30,588	{ Tons =52 =No. =10,245	{ Tons =.. =No. =1,762	{ Tons =349 =No. =82,710	8,67,139	1,26,272	48,119	637	1,90,963
Skins, raw—										
Goat skins	{ Tons =18,596 =No. =20,998,812	{ Tons =14,711 =No. =16,581,253	{ Tons =11,616 =No. =13,928,825	{ Tons =7,635 =No. =9,466,605	{ Tons =11,611 =No. =14,829,128	3,01,06,939	2,55,83,960	1,77,39,560	86,64,107	1,51,53,785
Sheep skins	{ Tons =101 =No. =145,652	{ Tons =14 =No. =23,468	{ Tons =3 =No. =3,968	{ Tons =6 =No. =20,414	{ Tons =6 =No. =28,757	1,49,410	22,009	2,076	9,867	22,803
Other skins	{ Tons =185 =No. =1,382,153	{ Tons =14 =No. =92,228	{ Tons =14 =No. =76,507	{ Tons =90 =No. =545,678	{ Tons =85 =No. =643,311	22,55,752	2,17,967	1,52,800	4,72,457	6,76,976
Total Skins, raw	{ Tons =18,884 =No. =22,471,617	{ Tons =14,739 =No. =16,696,949	{ Tons =11,633 =No. =14,009,300	{ Tons =7,731 =No. =10,032,697	{ Tons =11,702 =No. =15,501,190	3,25,12,101	2,58,23,936	1,78,94,826	91,46,421	1,58,58,564
Total Hides and Skins, raw (excluding cuttings of hides and skins, raw)	{ Tons =19,814 =No. =22,655,914	{ Tons =14,997 =No. =16,736,592	{ Tons =11,635 =No. =14,019,545	{ Tons =7,731 =No. =10,034,450	{ Tons =12,051 =No. =15,583,912	3,38,79,240	2,59,50,206	1,79,37,045	91,47,058	1,60,44,527
Cuttings of Hides and Skins (raw)	Tons =2,950	Tons =2,577	Tons =186	Tons =85	Tons =414	4,44,900	3,48,801	13,048	5,380	14,775
INSTRUMENTS, APPARATUS, ETC.	Value =	Value =	Value =	Value =	Value =	16,850	2,687	6,005	976	1,036
KAPOK	Cwts. =4,144	Cwts. =265	Cwts. =368	Cwts. =167	Cwts. =..	1,60,964	7,957	9,850	3,800	..
<b>LAC—</b>										
Button	.. =3,483	.. =1,853	.. =939	.. =715	.. =1,889	4,37,744	1,52,802	48,956	32,482	53,258
Seed	.. =57,022	.. =82,012	.. =77,056	.. =83,958	.. =117,384	57,34,742	45,20,719	27,13,168	21,30,600	30,80,048
Shell	.. =225,657	.. =117,048	.. =100,869	.. =66,058	.. =94,492	2,60,58,920	78,29,512	43,99,499	21,93,812	31,49,857
Stick	.. =659	.. =219	.. =..	.. =..	.. =21	49,719	11,182	..	..	1,300
Other kinds (excluding lac dye)	.. =443	.. =..	.. =..	.. =..	.. =..	24,146	..	..	..	..
Total Lac	.. =287,264	.. =201,127	.. =178,804	.. =150,781	.. =213,786	3,23,05,271	1,25,14,215	71,01,623	43,66,894	62,90,863
<b>LEATHER—</b>										
Hides, tanned or dressed—										
Buffalo hides	{ Tons =32 =No. =14,950	{ Tons =6 =No. =2,025	{ Tons =9 =No. =1,874	{ Tons =8 =No. =1,757	{ Tons =7 =No. =1,350	71,292	15,000	19,830	15,070	12,000
Cow hides	{ Tons =768 =No. =211,224	{ Tons =51 =No. =14,830	{ Tons =1 =No. =400	{ Tons =.. =No. =..	{ Tons =29 =No. =6,592	17,26,719	1,13,250	1,600	..	50,525
Calf skins	{ Tons =187 =No. =214,508	{ Tons =86 =No. =38,675	{ Tons =.. =No. =..	{ Tons =.. =No. =..	{ Tons =.. =No. =200	5,84,847	1,19,489	..	..	600
Total Hides, tanned or dressed	{ Tons =987 =No. =440,682	{ Tons =98 =No. =55,530	{ Tons =10 =No. =2,274	{ Tons =8 =No. =1,757	{ Tons =36 =No. =8,142	23,82,655	2,47,789	21,330	15,070	72,185
Skins, tanned or dressed—										
Goat skins	{ Tons =240 =No. =717,639	{ Tons =79 =No. =226,924	{ Tons =56 =No. =152,306	{ Tons =7 =No. =21,000	{ Tons =90 =No. =183,672	16,45,637	4,22,380	2,96,840	39,000	4,01,664
Sheep skins	{ Tons =77 =No. =276,360	{ Tons =15 =No. =51,561	{ Tons =5 =No. =20,000	{ Tons =.. =No. =..	{ Tons =3 =No. =15,000	5,41,551	1,19,258	33,000	..	24,000
Other skins	{ Tons =25 =No. =468,552	{ Tons =2 =No. =25,574	{ Tons =.. =No. =5,153	{ Tons =.. =No. =503	{ Tons =.. =No. =..	5,50,459	45,026	11,521	2,530	..
Total Skins, tanned or dressed	{ Tons =342 =No. =1,462,552	{ Tons =96 =No. =304,159	{ Tons =61 =No. =177,959	{ Tons =7 =No. =21,503	{ Tons =93 =No. =199,672	30,45,647	5,87,274	3,41,461	41,530	4,26,264

No. 13—*continued*  
 NORTH AMERICA—UNITED STATES—*continued*  
 EXPORTS THERETO—*continued*

INDIAN MERCHANDISE—*continued*

ARTICLES	QUANTITY					VALUE				
	1929-30	1930-31	1931-32	1932-33	1933-34	1929-30	1930-31	1931-32	1932-33	1933-34
<b>LEATHERS—<i>continued</i></b>										
Unwrought . . . Cwts.	8	..	..	..	..	11,608	..	..	..	..
Other sorts . . . Value	—	—	—	—	—	270	6,865	1,355	18,079	503
Total Leather . . .	—	—	—	—	—	54,88,178	8,41,378	3,54,146	74,679	4,98,962
<b>MANURES—</b>										
Bonemeal . . . Tons	10,997	9,533	7,681	498	1,350	10,05,677	7,30,215	4,89,606	32,365	70,500
Other kinds . . . "	36	..	54	38	119	5,437	..	3,705	2,688	6,324
Total Manures . . .	11,033	9,533	7,735	536	1,469	10,11,114	7,30,245	4,43,311	35,053	76,824
<b>METALS AND ORES—</b>										
Brass, Bronze, and similar alloys, wrought . . Cwts.	482	364	113	96	90	79,209	61,045	20,996	17,386	19,843
Chromite (chrome iron ore) . . . Tons	7,500	7,200	..	1,133	500	2,80,500	2,53,255	..	38,400	16,000
Iron—										
Pig . . . . "	86,059	108,171	50,970	32,557	61,274	38,74,388	40,84,672	17,85,785	10,85,885	18,83,258
Manganese ore . . . "	51,500	48,650	29,120	..	11	15,45,000	14,41,100	8,44,200	..	586
Wolfram ore . . . "	30	..	..	..	..	18,000	..	..	..	..
Others . . . . "	208	618	724	532	988	7,220	21,702	21,941	18,154	48,296
Total Metals and Ores . .	145,319	164,857	79,820	34,227	62,778	58,29,377	59,61,774	28,72,872	11,54,825	14,62,932
<b>MICA—</b>										
In Blocks . . . . Cwts.	6,384	1,043	1,111	1,623	5,262	14,30,682	3,91,924	1,40,612	2,00,597	5,40,814
Splittings . . . . "	36,242	19,135	12,001	6,258	21,368	27,40,481	15,54,888	6,29,874	2,39,037	5,07,766
Total Mica . . . . "	42,626	20,777	13,112	7,881	26,630	41,71,163	19,46,812	7,69,986	4,39,634	10,48,580
MONAZITE . . . . Tons	212	..	..	..	..	25,446	..	..	..	..
<b>OILS—</b>										
Essential . . . . Gals.	22,003	12,734	15,004	17,146	20,155	3,26,585	2,01,492	1,72,087	1,79,432	3,03,332
Vegetable, non-essential—										
Linseed . . . . "	18,720	..	..	..	..	58,160	..	..	..	..
Other sorts . . . . "	3,997	9,331	3,568	16,760	9,318	5,913	16,722	7,362	28,302	17,208
Total Oils . . . . "	44,720	22,065	18,572	33,906	29,463	3,88,663	2,18,214	1,70,449	2,02,734	3,20,540
OIL-CAKES . . . . Tons	87	50	140	501	1,025	10,406	4,785	9,260	31,639	39,731
PAINTS AND PAINTERS' MATERIALS . . . Value	—	—	—	—	—	46,640	21,784	27,720	20,200	32,500
PAPER MAKING MATERIALS . . . "	351	216	4,982	12,446	8,265	9,168	4,163	65,025	1,21,086	91,980
PARAFFIN WAX . . . Tons	7,794	6,250	6,080	3,050	5,688	35,46,370	27,91,250	25,89,300	12,81,000	23,40,270
<b>PROVISIONS AND OILMAN'S STORES, including FISH AND FRUITS AND VEGETABLES CANNED OR BOTTLED—</b>										
Pickles, chutnies, and condiments . . . Cwts.	1,959	1,185	562	446	2,052	81,103	47,656	18,535	16,115	64,046
Other sorts of provisions Value	—	—	44	—	—	2,001	995	2,320	1,089	799
Total Provisions and Oilman's stores . .	—	—	—	—	—	83,104	48,651	20,855	17,204	64,845
<b>RUBBER—</b>										
Raw . . . . Lbs.	1,497,765	466,004	289,080	..	1,303,314	12,07,375	8,54,522	1,04,720	..	2,82,630

NORTH AMERICA—UNITED STATES—continued

EXPORTS THERETO—continued

INDIAN MERCHANDISE—continued

ARTICLES	QUANTITY					VALUE				
	1929-30	1930-31	1931-32	1932-33	1933-34	1929-30	1930-31	1931-32	1932-33	1933-34
<b>SEEDS—</b>										
Essential . . . Tons	17	156	1,080	1,328	829	8,340	78,284	4,34,034	8,02,825	1,08,984
Non-essential—										
Castor . . . "	50,937	33,519	34,743	23,434	23,451	1,01,40,527	64,62,970	48,49,656	40,69,058	29,14,863
Groundnuts . . . "	4	1	..	..	1,100	900	320	25	..	1,30,707
Linseed . . . "	2,000	..	50	200	84,561	5,06,272	..	6,060	24,000	1,09,30,242
Mustard . . . "	..	100	72	20	101	..	16,500	10,729	3,775	14,000
Niger . . . "	68	8	42	87	59	16,245	1,782	7,022	17,530	9,288
Poppy . . . "	..	42	16	30	30	..	10,218	2,025	5,200	4,800
Rape . . . "	160	325	176	275	1,755	35,824	62,750	24,247	35,800	1,86,308
Sesamum (til or jiljili) "	..	..	4,722	105	59	..	..	8,17,101	28,069	14,130
Other sorts . . . "	..	..	..	1	1,140	..	7	100	420	1,72,644
Total Seeds, non-essential "	53,219	33,995	39,851	29,158	112,262	1,07,04,768	65,51,542	57,17,955	42,03,347	1,43,76,982
Other than oilseeds . . . "	1	34	8	11	88	3,957	16,225	412	4,199	27,019
Total Seeds . . . "	53,237	39,185	40,904	30,497	113,179	1,07,17,085	66,49,051	61,62,401	46,00,371	1,46,02,985
<b>SPECIMENS ILLUSTRATIVE OF NATURAL SCIENCE Value</b>	—	—	—	—	—	15,003	4,977	4,791	27,815	9,915
<b>SPICES—</b>										
Cardamoms . Cwts.	1,039	1,371	715	606	1,456	3,20,699	2,87,934	1,80,843	1,20,897	8,25,116
Chillies . . . "	954	120	..	140	..	31,345	2,857	..	2,000	..
Ginger . . . "	2,443	3,415	3,094	1,643	1,400	88,182	85,985	51,280	21,495	33,551
Pepper . . . "	30,530	19,436	25,565	5,162	9,848	26,59,659	8,59,760	8,04,599	1,82,464	2,70,691
Other sorts . . . "	8	16	1	..	..	95	302	40	30	23
Total Spices . . . "	34,979	24,408	29,875	7,551	12,704	31,09,980	12,86,694	10,96,762	3,27,476	6,29,681
<b>STONE AND MARBLE Tons</b>	742	4	..	..	..	1,44,210	1,428	..	..	14
<b>TEA—</b>										
Black . . . Lbs.	8,446,316	9,898,665	9,797,317	11,137,362	8,317,384	59,17,536	68,66,632	49,99,006	57,16,367	46,14,602
<b>TEA WASTE, FOR THE MANUFACTURE OF CAFFEINE "</b>	4,457,897	6,117,836	2,204,938	2,537,350	5,780,328	4,27,980	5,56,692	1,43,381	1,22,664	2,60,025
<b>TEXTILES—</b>										
Cotton, Raw . . . Tons	14,493	7,850	5,322	2,040	6,178	1,15,82,546	44,94,512	27,08,988	6,40,085	24,37,601
Waste . . . Cwts.	26,225	41,842	16,780	6,558	29,935	6,60,150	7,88,035	2,00,855	67,871	2,65,816
Cotton manufactures (including twist and yarn) Value	—	—	—	—	—	95,860	91,686	88,219	37,606	89,146
Haberdashery and Millinery . . . "	—	—	—	—	—	2,61,946	1,59,728	60,810	1,97,307	2,04,066
Hemp (chiefly sann), raw Cwts.	22,746	9,042	13,573	6,535	12,319	4,28,385	97,080	1,18,580	44,344	1,02,120
Jute—										
Raw . . . Tons	79,386	53,069	49,115	35,949	51,701	2,52,17,031	1,04,43,323	91,23,237	68,69,693	75,44,599
Manufactures—										
Canvas bags . . . No.	16,972,340	10,555,300	8,408,900	12,770,600	8,133,234	51,45,868	25,40,651	19,51,328	24,52,410	11,95,112
cloth Yards	1,071,908,666	858,798,377	692,308,265	548,815,868	647,232,927	18,25,14,948	10,65,67,244	6,58,56,906	5,10,38,695	6,58,86,455
Other kinds . . . Value	—	—	—	—	—	84,980	10,36,005	26,24,875	8,08,656	6,17,459
Total Jute manufactures (including twist and yarn) . . . "	—	—	—	—	—	18,76,95,796	11,01,48,900	6,96,33,109	5,42,94,761	6,76,99,026
<b>Silk—</b>										
Manufactures . . . "	—	—	—	—	—	5,064	3,750	7,750	41,625	5,215
<b>Wool—</b>										
Raw . . . Lbs.	8,793,858	2,280,083	4,866,925	2,490,524	7,609,110	77,82,106	13,75,836	22,30,238	9,04,064	82,78,530
Manufactures—										
Carpets and rugs . . . "	1,127,205	840,197	553,742	927,906	7,75,205	36,02,820	20,92,218	10,87,410	12,70,050	8,48,919
Other sorts . . . Value	—	—	—	—	—	4,55,632	3,98,844	1,89,365	3,63,293	78,119
Total Woolen manufactures . . . "	—	—	—	—	—	40,58,462	24,91,087	12,76,765	16,33,343	9,22,038
<b>TOYS AND REQUISITES FOR GAMES AND SPORTS (including FISHING TACKLE other than FIREARMS) "</b>	—	—	—	—	—	60,690	61,377	55,171	98,747	1,21,899

No. 13—continued  
NORTH AMERICA—UNITED STATES—continued  
EXPORTS THERETO—continued

INDIAN MERCHANDISE—concluded

ARTICLES	QUANTITY					VALUE				
	1929-30	1930-31	1931-32	1932-33	1933-34	1929-30	1930-31	1931-32	1932-33	1933-34
						R	R	R	R	R
<b>WOOD AND TIMBER—</b>										
Teak Wood . Cubic Tons	1,968	3,547	1,708	192	527	5,85,204	11,90,779	5,04,804	57,972	1,16,558
Sandal wood . Tons	618	522	509	170	422	10,38,009	6,89,438	8,59,339	2,67,496	5,63,345
Other kinds of wood and timber . Value	—	—	—	—	—	47,264	26,303	8,967	8	11,640
Manufactures of wood, other than furniture and cabinetware . "	—	—	—	—	—	13,656	7,905	5,525	18,334	12,700
Total Wood and Timber . "	—	—	—	—	—	16,85,032	21,14,425	18,78,625	8,38,805	7,04,248
POSTAL ARTICLES . . "	—	—	—	—	—	20,891	20,202	17,612	18,066	9,111
ALL OTHER ARTICLES OF MERCHANDISE . . "	—	—	—	—	—	17,50,207	9,24,901	2,44,776	2,32,560	3,15,403
<b>GRAND TOTAL . . "</b>	<b>—</b>	<b>—</b>	<b>—</b>	<b>—</b>	<b>—</b>	<b>36,32,81,509</b>	<b>20,61,58,691</b>	<b>18,86,38,229</b>	<b>0,76,40,612</b>	<b>14,07,34,885</b>

FOREIGN MERCHANDISE

ARTICLES	QUANTITY					VALUE				
	1929-30	1930-31	1931-32	1932-33	1933-34	1929-1930	1930-31	1931-32	1932-33	1933-34
						R	R	R	R	R
<b>APPAREL (including DRAPERY, UNIFORMS, ACCOUTREMENTS, BUT excluding HOSIERY AND BOOTS AND SHOES) . . . Value</b>										
	—	—	—	—	—	81,688	1,03,717	38,544	31,629	22,140
<b>ART. WORKS OF, other than PICTURES . . . "</b>										
	—	—	—	—	—	2,248	31,384	16,434	2,051	6,806
<b>BOOKS, PRINTED, AND PRINTED MATTER (not being STATIONERY including MAPS AND CHARTS) . . . Cwts.</b>										
	100	42	142	52	62	16,408	7,407	27,939	11,306	10,629
<b>DRUGS AND MEDICINES (excluding CHEMICALS AND NARCOTICS) . . . Value</b>										
	—	—	—	—	—	37,616	21,087	6,840	5,083	6,826
<b>DYEING AND TANNING SUBSTANCES . . . "</b>										
	—	—	—	—	—	—	176	18,297	1,960	2,937
<b>FRUITS AND VEGETABLES—</b>										
Fruits and vegetables: dried, salted, or preserved . Tons										
	2	49	120	—	—	1,340	86,342	1,47,018	2,16,564	22,250
<b>FURNITURE AND CABINETWARE . . . Value</b>										
	—	—	—	—	—	2,328	5,837	18,151	11,702	9,125
<b>GUMS AND RESINS—</b>										
Arabic . . . Cwts.										
	1,191	409	..	..	..	47,725	10,330	..	..	..
Olibanum or Frankincense . . "										
	1,708	1,209	630	929	2,671	66,327	46,427	20,207	23,980	33,533
Other sorts . . . "										
	11,942	16,031	10,358	6,721	6,081	6,47,479	3,07,942	2,52,066	1,03,334	1,06,283
Total Gums and Resins . . "	14,931	17,640	10,988	7,650	8,052	7,61,581	4,54,699	2,72,273	1,27,314	1,39,816
<b>HARDWARE (excluding CUTLERY) . . . Value</b>										
	—	—	—	—	—	78,168	67,072	97,607	1,10,178	66,266
<b>HIDES AND SKINS, RAW—</b>										
Skins, raw . . . { Tons										
	4	1	12	1	2	1,16,459	61,100	4,15,016	1,07,744	5,706
. . . { =No. =27,816 =15,100 =60,301 =12,804 =7,84										

No. 13—continued  
 NORTH AMERICA—UNITED STATES—concluded  
 EXPORTS THERE TO—concluded

FOREIGN MERCHANDISE—continued

ARTICLES	QUANTITY					VALUE				
	1929-30	1930-31	1931-32	1932-33	1933-34	1929-30	1930-31	1931-32	1932-33	1933-34
						R	R	R	R	R
<b>INSTRUMENTS, APPARATUS, AND APPLIANCES, AND PARTS THEREOF—</b>										
Electrical . . . Value	—	—	—	—	—	3,907	45,434	1,20,668	31,020	24,346
Musical . . . "	—	—	—	—	—	9,357	2,404	20,670	3,277	2,748
Photographic . . . "	—	—	—	—	—	72,293	99,704	1,35,637	55,856	83,014
Other sorts . . . "	—	—	—	—	—	21,830	25,106	78,075	63,828	34,929
Total . . . "	—	—	—	—	—	1,07,887	1,71,648	3,55,050	1,54,581	1,45,035
<b>IVORY MANUFACTURED . . . "</b>										
JEWELLERY (excluding IMITATION JEWELLERY AND PRECIOUS STONES AND PEARLS UNSET), also PLATE OF GOLD AND SILVER . . . "	—	—	—	—	—	900	83,512	..	..	..
LEATHER—										
Skins, tanned or dressed { Total =No. . . . .	..	3	..	..	..	32,370	1,25,792	290	..	2,490
Other sorts . . . Value	—	29,561	—58	—	—491	8,917	10,243	16,821	4,000	2,088
Total . . . "	—	—	—	—	—	41,287	1,36,035	17,111	4,000	4,528
<b>MACHINERY AND MILLWORK—</b>										
Electrical machinery of all kinds . . . "	—	—	—	—	—	2,107	18,418	6,147	10,846	12,351
Other sorts of machinery . . . "	—	—	—	—	—	46,587	1,05,973	3,07,112	2,05,867	1,49,606
Total Machinery and Millwork . . . "	—	—	—	—	—	48,784	1,34,391	3,13,259	2,16,703	1,61,957
<b>OILS—</b>										
Mineral . . . Gals.	1,065,829	1,559,243	39,198	281,298	588,565	2,18,558	3,12,864	7,595	49,593	1,03,660
PAINTS AND COLOURS . . . Cwts.	..	16	79	5	13	..	416	10,376	900	2,767
PRINTS, ENGRAVINGS AND PICTURES . . . Value	—	—	—	—	—	424	13,890	1,333	4,105	3,022
RUBBER MANUFACTURES . . . "	—	—	—	—	—	353	2,11,286	1,879	2,08,843	50,205
SPICES . . . Cwts.	..	182	..	..	..	..	19,200	..	..	..
STATIONERY (excluding PAPER) . . . Value	—	—	—	—	—	3,138	2,504	16,705	648	..
STONE AND MARBLE . . . Tons	60	..	..	3	..	12,000	..	..	1,228	..
SUGAR 15 D. S. AND BELOW . Tons	..	..	..	..	8,528	..	..	..	..	63,678
<b>TEXTILES—</b>										
<b>Cotton Manufactures—</b>										
Piece goods . . . Yards	27,082	5,716	5,626	49,585	29,810	8,325	2,629	1,047	17,050	3,148
Haberdashery and Millinery . . . Value	—	—	—	—	—	40,868	5,124	18,976	21,747	34,571
Wool, raw . . . Lbs.	3,864,649	2,859,799	5,439,505	1,657,591	7,644,327	25,87,191	10,26,750	18,89,378	4,94,188	20,75,336
.. manufactures . Value	—	—	—	—	—	24,53,278	16,12,919	2,97,993	2,78,605	82,396
Other textiles—										
Manufactures . . . "	—	—	—	—	—	17,924	2,100	1,416	1,326	1,150
<b>VEHICLES (excluding LOCOMOTIVES, ETC., FOR RAILWAYS)—</b>										
Carriages and carts (excluding Railway Carriages) and parts thereof . . . "	—	—	—	—	—	62,410	29,920	4,677	15,265	9,975
Other sorts . . . "	—	—	—	—	—	46,105	49,791	77,108	34,651	19,939
POSTAL ARTICLES . . . "	—	—	—	—	—	388	1,961	1,739	471	1,601
ALL OTHER ARTICLES OF MERCHANDISE . . . "	—	—	—	—	—	2,14,100	2,58,979	2,24,053	1,17,998	2,77,661
GRAND TOTAL . . . "	—	—	—	—	—	70,62,194	49,47,298	42,94,473	22,41,482	38,32,271
GRAND TOTAL OF INDIAN AND FOREIGN MERCHANDISE . . . "	—	—	—	—	—	87,03,44,708	21,14,06,169	14,29,27,702	9,98,82,394	14,40,73,155

No. 13—continued  
NORTH AMERICA—BERMUDA  
IMPORTS THEREFROM  
*Nil*

## EXPORTS THERETO

## INDIAN MERCHANDISE

ARTICLES	QUANTITY					VALUE				
	1929-30	1930-31	1931-32	1932-33	1933-34	1929-30	1930-31	1931-32	1932-33	1933-34
TOTAL VALUE	—	—	—	—	—	R 1,450	R 4,347	R 1,991	R 1,718	R 2,840

FOREIGN MERCHANDISE  
*Nil*

## NORTH AMERICA—CUBA

## IMPORTS THEREFROM

ARTICLES	QUANTITY					VALUE				
	1929-30	1930-31	1931-32	1932-33	1933-34	1929-30	1930-31	1931-32	1932-33	1933-34
TOTAL VALUE	—	—	—	—	—	R 6,058	R 2,835	R 5,741	R 290	R

## EXPORTS THERETO

## INDIAN MERCHANDISE

ARTICLES	QUANTITY					VALUE				
	1929-30	1930-31	1931-32	1932-33	1933-34	1929-30	1930-31	1931-32	1932-33	1933-34
GRAIN, PULSES, AND FLOUR— Rice, not in the husk . . . Tons	88,371	91,892	70,186	89,048	46,190	R 1,21,79,458	R 1,06,87,388	R 52,00,865	R 29,93,122	R 28,19,641
KAPOK . . . . . Cwts.	1,368	852	95	285	72	R 70,188	R 25,958	R 3,050	R 5,450	R 1,925
LAC— Shell . . . . . "	322	108	221	899	448	R 38,161	R 11,926	R 9,987	R 18,889	R 15,490
SPICES . . . . . "	128	61	..	..	..	R 10,909	R 6,000	..	..	..
TEXTILES— Jute— Raw . . . . . Tons	522	620	148	54	80	R 1,77,838	R 1,50,401	R 23,730	R 12,000	R 10,500
Manufactures— Gunny bags . . . . . No.	81,988,975	24,299,452	15,477,900	12,899,400	13,132,218	R 1,71,18,848	R 1,00,56,817	R 52,54,421	R 44,20,530	R 38,12,620
Gunny cloth . . . . . Yards	356,378	1,188,395	562,038	230,000	80,000	R 70,598	R 1,32,398	R 57,173	R 21,087	R 9,262
ALL OTHER ARTICLES OF MERCHANDISE . . . . . Value	—	—	—	—	—	R 6,128	R 10,310	R 6,250	R 12,750	R 1,850
GRAND TOTAL . . . . . "	—	—	—	—	—	R 2,99,72,078	R 2,10,71,198	R 1,05,55,426	R 74,78,778	R 66,65,388

## FOREIGN MERCHANDISE

*Nil.*

No. 13—continued  
 NORTH AMERICA—HAYTI AND ST. DOMINGO  
 IMPORTS THEREFROM

ARTICLES	QUANTITY					VALUE				
	1929-30	1930-31	1931-32	1932-33	1933-34	1929-30	1930-31	1931-32	1932-33	1933-34
						R	R	R	R	R
POSTAL ARTICLES NOT SPECIFIED . . . Value	—	—	—	—	—	832	1,151	1,638	814	600
GRAND TOTAL	—	—	—	—	—	832	1,151	1,638	814	600

EXPORTS THERETO

INDIAN MERCHANDISE

ARTICLES	QUANTITY					VALUE				
	1929-30	1930-31	1931-32	1932-33	1933-34	1929-30	1930-31	1931-32	1932-33	1933-34
						R	R	R	R	R
GRAIN, PULSES, AND FLOUR— Rice, not in the husk . Tons	4,888	2,415	1,272	2,000	600	5,56,565	2,05,868	86,457	1,82,608	85,115
TEXTILES— Jute— Manufactures— Gunny bags . . . No.	2,492,600	1,986,700	1,824,700	2,051,400	2,580,600	10,99,260	6,78,980	5,65,802	6,01,110	6,70,535
Gunny cloth . . . Yards	80,000	61,000	40,000	20,000	40,000	12,650	4,880	3,800	1,779	3,962
POSTAL ARTICLES . . . Value	—	—	—	—	—	3,801	7,734	8,165	9,223	9,601
ALL OTHER ARTICLES OF MERCHANDISE . . .	—	—	—	—	—	3,245	169	2,381	2,011	182
GRAND TOTAL	—	—	—	—	—	16,80,022	8,92,121	6,55,605	8,07,631	7,19,485

FOREIGN MERCHANDISE

ARTICLES	QUANTITY					VALUE				
	1929-30	1930-31	1931-32	1932-33	1933-34	1929-30	1930-31	1931-32	1932-33	1933-34
						R	R	R	R	R
POSTAL ARTICLES . . . Value	—	—	—	—	—	2,841	2,082	3,093	1,791	..
GRAND TOTAL	—	—	—	—	—	2,841	2,082	3,093	1,791	..
GRAND TOTAL OF INDIAN AND FOREIGN MERCHANDISE . . .	—	—	—	—	—	16,82,863	8,94,203	6,58,698	8,09,422	7,19,485

NORTH AMERICA—PORTO RICO  
 IMPORTS THEREFROM

ARTICLES	QUANTITY					VALUE				
	1929-30	1930-31	1931-32	1932-33	1933-34	1929-30	1930-31	1931-32	1932-33	1933-34
						R	R	R	R	R
GRAND TOTAL	—	—	—	—	—	..	..	..	..	123

EXPORTS THERETO

INDIAN MERCHANDISE

ARTICLES	QUANTITY					VALUE				
	1929-30	1930-31	1931-32	1932-33	1933-34	1929-30	1930-31	1931-32	1932-33	1933-34
						R	R	R	R	R
TEXTILES— Jute— Manufactures— Gunny bags . . . No.	4,108,000	5,946,800	6,062,000	4,844,200	3,861,600	22,11,566	20,86,197	18,24,433	14,67,180	8,91,419
Gunny cloth . . . Yards	219,000	50,000	160,000	..	80,000	31,828	6,687	15,125	..	3,000
ALL OTHER ARTICLES OF MERCHANDISE . . . Value	—	—	—	—	—	..	1,050	..	..	24
GRAND TOTAL	—	—	—	—	—	22,43,394	20,92,884	18,39,558	14,67,180	8,94,443

FOREIGN MERCHANDISE

Nil

No. 13—continued

## NORTH AMERICA—WEST INDIES

## IMPORTS THEREFROM

ARTICLES	QUANTITY					VALUE				
	1929-30	1930-31	1931-32	1932-33	1933-34	1929-30	1930-31	1931-32	1932-33	1933-34
BUILDING AND ENGINEERING MATERIALS, other than OF IRON, STEEL, OR WOOD—						R	R	R	R	R
Asphalt . . . Tons	734	..	730	130	..	75,788	..	66,863	11,952	..
DRUGS AND MEDICINES excluding CHEMICALS AND NARCOTICS . . . Value	—	—	—	—	—	11,760	7,783	17,143	8,838	2,785
POSTAL ARTICLES . . . "	—	—	—	—	—	—	40	—	22	..
ALL OTHER ARTICLES OF MERCHANDISE . . . "	—	—	—	—	—	6,161	7,461	57	367	3,760
GRAND TOTAL . . . "	—	—	—	—	—	93,650	16,284	83,593	21,179	6,535

## EXPORTS THERETO

## INDIAN MERCHANDISE

ARTICLES	QUANTITY					VALUE				
	1929-30	1930-31	1931-32	1932-33	1933-34	1929-30	1930-31	1931-32	1932-33	1933-34
APPAREL (including DRAPERY, UNIFORMS, ACCOUTREMENTS BUT excluding HOSIERY AND BOOTS AND SHOES) . Value	—	—	—	—	—	R	R	R	R	R
	—	—	—	—	—	6,715	11,835	7,936	6,834	7,601
CHEMICAL AND CHEMICAL PREPARATIONS (excluding MANURES AND MEDICINES)—Potassium Compounds—Saltpetre . . . Cwts.	..	..	..	3,956	5,002	..	..	..	37,119	41,080
GRAIN, PULSE, AND FLOUR—										
Pulse . . . . Tons	655	846	763	628	981	1,21,866	1,37,858	1,10,404	82,963	1,16,294
Rice, not in the husk . . . "	25,248	14,075	19,724	15,094	21,208	34,60,909	18,28,032	16,82,855	12,21,248	13,41,926
Other sorts . . . . "	..	..	..	..	..	128	..	6	..	..
Total Grain, pulse, and flour . . . . "	25,903	14,921	20,487	15,722	22,167	35,82,603	19,65,885	17,93,265	13,04,211	14,58,220
METALS AND ORES . . . "	8	5	8	7	4	17,471	11,765	24,630	13,005	10,248
OILS—										
Vegetable, non-essential Gals.	5,813	6,386	5,324	4,100	6,291	14,012	16,215	9,978	6,211	8,054
PROVISIONS AND OILMAN'S STORES . . . Value	—	—	—	—	—	35,845	34,595	57,804	20,781	39,843
TEA . . . . Lbs.	73,489	83,430	57,700	174,604	66,550	53,217	21,406	25,326	74,514	36,743
TEXTILES—										
Jute—										
Manufactures—										
Sunny bags . . . No.	3,608,214	2,959,249	3,310,654	3,464,937	4,532,600	16,93,286	11,98,762	11,31,065	11,13,607	12,66,007
Other kinds . . . Value	—	—	—	—	—	675	4,414	50	170	281
Total Jute manufactures (including Twist and Yarn) . . . "	—	—	—	—	—	16,93,961	12,03,176	11,31,115	11,13,777	12,66,188
Tobacco—										
Unmanufactured . . Lbs.	..	..	..	42,701	68,412	..	..	..	20,789	25,546
ALL OTHER ARTICLES OF MERCHANDISE . . . "	—	—	—	—	—	26,467	18,058	31,108	27,564	39,857
GRAND TOTAL . . . "	—	—	—	—	—	54,40,291	32,32,435	30,31,157	26,26,805	29,33,420



No. 13—continued  
NORTH AMERICA—WEST INDIES—continued  
EXPORTS THERETO—continued

ARTICLES	QUANTITY					VALUE				
	1929-30	1930-31	1931-32	1932-33	1933-34	1929-30	1930-31	1931-32	1932-33	1933-34
						R	R	R	R	R
TOTAL VALUE	—	—	—	—	—	1,000	479	483	10,539	350
GRAND TOTAL OF INDIAN AND FOREIGN MERCHANDISE . . . Value	—	—	—	—	—	54,41,391	32,82,914	30,81,645	26,37,844	29,33,770

NORTH AMERICA—MEXICO  
IMPORTS THEREFROM

ARTICLES	QUANTITY					VALUE				
	1929-30	1930-31	1931-32	1932-33	1933-34	1929-30	1930-31	1931-32	1932-33	1933-34
						R	R	R	R	R
BUILDING AND ENGINEERING MATERIALS, other than OF IRON STEEL OR WOOD— Asphalt . . . . . Tons	..	..	..	16,357	5,936	..	..	..	9,30,636	3,17,063
ALL OTHER ARTICLES OF MERCHANDISE . . . Value	—	—	—	—	—	3,554	246	81,866	50	2,637
GRAND TOTAL ..	—	—	—	—	—	3,554	246	81,866	9,30,686	3,20,300

EXPORTS THERETO

INDIAN MERCHANDISE

ARTICLES	QUANTITY					VALUE				
	1929-30	1930-31	1931-32	1932-33	1933-34	1929-30	1930-31	1931-32	1932-33	1933-34
						R	R	R	R	R
METALS AND ORES— Iron or Steel . . . . . Tons	505	..	..	..	..	22,946	..	..	..	..
PARAFFIN WAX . . . . . "	405	870	1,500	3,229	650	1,84,275	3,81,850	6,30,000	13,50,574	2,73,000
TEXTILES— Jute— Raw . . . . . Tons	3,145	1,472	535	134	235	7,33,965	3,57,000	92,968	25,760	46,506
Manufactures— Gunny bags . . . . . No.	165,400	120,500	30,000	50,300	70,000	54,178	44,579	7,540	15,692	16,075
Gunny cloth . . . . . Yards	30,000	50,000	120,000	..	..	4,400	12,500	12,100	..	..
ALL OTHER ARTICLES OF MERCHANDISE . . . Value	—	—	—	—	—	8,325	2,124	3,658	400	11,364
GRAND TOTAL ..	—	—	—	—	—	10,57,089	7,98,053	7,45,276	13,98,426	3,46,345

FOREIGN MERCHANDISE

ARTICLES	QUANTITY					VALUE				
	1929-30	1930-31	1931-32	1932-33	1933-34	1929-30	1930-31	1931-32	1932-33	1933-34
						R	R	R	R	R
TOTAL VALUE	—	—	—	—	—	..	..	..	..	5,791
GRAND TOTAL OF INDIAN AND FOREIGN MERCHANDISE . . . Value	—	—	—	—	—	10,57,089	7,98,053	7,45,276	13,98,426	3,52,736

CENTRAL AMERICA—GUATEMALA  
IMPORTS THEREFROM  
Nil.

EXPORTS THERETO

INDIAN MERCHANDISE

ARTICLES	QUANTITY					VALUE				
	1929-30	1930-31	1931-32	1932-33	1933-34	1929-30	1930-31	1931-32	1932-33	1933-34
						R	R	R	R	R
TEXTILES— Cotton— Twist and Yarn . . . lbs.	32,000	6,000	..	..	..	24,752	2,775	..	..	..
Jute— Gunny bags . . . . . No.	110,400	45,650	150,230	79,077	42,300	50,320	14,664	45,027	19,062	10,131
GRAND TOTAL Value	—	—	—	—	—	75,072	16,839	45,027	19,062	10,131

FOREIGN MERCHANDISE  
Nil.

No. 13—continued

## CENTRAL AMERICA—HONDURAS

IMPORTS THEREFROM  
Nil.

## EXPORTS THERETO

## INDIAN MERCHANDISE

ARTICLES	QUANTITY					VALUE				
	1929-30	1930-31	1931-32	1932-33	1933-34	1929-30	1930-31	1931-32	1932-33	1933-34
TEXTILES—						R	R	R	R	R
Jute—										
Manufactures—										
Gunny bags . . . No.	..	29,000	11,200	20,000	87,200	..	13,120	3,356	6,800	25,614
ALL OTHER ARTICLES OF MERCHANDISE . . . Value	—	—	—	—	—	..	376	..	508	5,607
GRAND TOTAL . . .	—	—	—	—	—	..	13,496	3,356	7,308	31,221

FOREIGN MERCHANDISE  
Nil.

## CENTRAL AMERICA—SAN SALVADOR

IMPORTS THEREFROM  
Nil.

## EXPORTS THERETO

## INDIAN MERCHANDISE

ARTICLES	QUANTITY					VALUE				
	1929-30	1930-31	1931-32	1932-33	1933-34	1929-30	1930-31	1931-32	1932-33	1933-34
TEXTILES—						R	R	R	R	R
Jute—										
Manufactures—										
Gunny bags . . . No.	285,315	129,800	170,300	158,400	3,000	1,34,225	52,004	52,081	49,938	840
Gunny cloth . . . Yds.	—	—	—	—	1,000	..	..	..	..	1,025
GRAND TOTAL . . . Value	—	—	—	—	—	1,34,225	52,004	52,081	49,938	1,865

FOREIGN MERCHANDISE  
Nil.

## CENTRAL AMERICA—NICARAGUA

IMPORTS THEREFROM  
Nil.

## EXPORTS THERETO

## INDIAN MERCHANDISE

ARTICLES	QUANTITY					VALUE				
	1929-30	1930-31	1931-32	1932-33	1933-34	1929-30	1930-31	1931-32	1932-33	1933-34
TEXTILES—						R	R	R	R	R
Jute—										
Manufactures—										
Gunny bags . . . No.	408,250	193,648	275,425	159,155	322,494	1,71,799	72,093	80,670	45,290	82,006
" cloth . . . Yds.	12,500	..	..	..	..	6,000	..	..	..	..
ALL OTHER ARTICLES OF MERCHANDISE . . . Value	—	—	—	—	—	..	..	..	19	100
GRAND TOTAL . . .	—	—	—	—	—	1,77,799	72,093	80,670	45,219	82,106

FOREIGN MERCHANDISE

ARTICLES	QUANTITY					VALUE				
	1929-30	1930-31	1931-32	1932-33	1933-34	1929-30	1930-31	1931-32	1932-33	1933-34
TOTAL VALUE . . .	—	—	—	—	—	R	R	R	R	R
GRAND TOTAL OF INDIAN AND FOREIGN MERCHANDISE . . . Value	—	—	—	—	—	1,77,799	72,093	80,670	45,292	82,106

No. 13—continued  
CENTRAL AMERICA—COSTA RICA  
IMPORTS THEREFROM  
Nil.

EXPORTS THERETO

INDIAN MERCHANDISE

ARTICLES	QUANTITY					VALUE				
	1929-30	1930-31	1931-32	1932-33	1933-34	1929-30	1930-31	1931-32	1932-33	1933-34
TEXTILES— Jute— Manufactures— Gunny bags . No.	175,200	181,000	198,950	880,950	421,700	68,897	47,280	51,326	78,522	96,245
GRAND TOTAL . Value	—	—	—	—	—	68,897	47,280	51,326	78,522	96,245

FOREIGN MERCHANDISE

Nil.

SOUTH AMERICA—COLOMBIA

IMPORTS THEREFROM

ARTICLES	QUANTITY					VALUE				
	1929-30	1930-31	1931-32	1932-33	1933-34	1929-30	1930-31	1931-32	1932-33	1933-34
Hops . . . Cwts.	178	..	..	..	..	11,107	..	..	..	..
POSTAL ARTICLES NOT SPECIFIED . Value	—	—	—	—	—	50	..	..	..	..
ALL OTHER ARTICLES OF MERCHANDISE . "	—	—	—	—	—	88	240	..	2,468	60
GRAND TOTAL . "	—	—	—	—	—	11,240	240	..	2,468	60

EXPORTS THERETO

INDIAN MERCHANDISE

ARTICLES	QUANTITY					VALUE				
	1929-30	1930-31	1931-32	1932-33	1933-34	1929-30	1930-31	1931-32	1932-33	1933-34
GRAIN, PULSES AND FLOUR— Rice not in the husk . Tons	482	885 400	3,480	43	1,814	2,19,310	1,21,515 1,82,000	2,38,026	3,160	7,62,800
PARAFFIN WAX . "	—	—	—	—	—	—	—	—	—	—
TEXTILES— Jute— Manufactures— Gunny bags . . No.	192,800	110,500	2,000	260,000	101,005	1,03,900	86,825	500	56,869	30,281
Gunny cloth . . Yds.	86,000	16,000	80,000	70,000	90,000	14,380	1,480	2,837	5,744	11,204
ALL OTHER ARTICLES OF MERCHANDISE . Value	—	—	—	—	—	..	595	..	..	..
GRAND TOTAL . "	—	—	—	—	—	3,37,590	3,42,365	2,42,423	65,782	8,08,735

FOREIGN MERCHANDISE

ARTICLES	QUANTITY					VALUE				
	1929-30	1930-31	1931-32	1932-33	1933-34	1929-30	1930-31	1931-32	1932-33	1933-34
TOTAL VALUE .	—	—	—	—	—	..	..	600	..	..
GRAND TOTAL OF INDIAN AND FOREIGN MERCHANDISE . Value	—	—	—	—	—	3,37,590	3,42,365	2,42,023	65,782	8,08,735

No. 13—continued

## SOUTH AMERICA—PANAMA (including PANAMA CANAL ZONE)

## IMPORTS THEREFROM

ARTICLES	QUANTITY					VALUE				
	1929-30	1930-31	1931-32	1932-33	1933-34	1929-30	1930-31	1931-32	1932-33	1933-34
GRAND TOTAL Value		—	—	—	—	R ..	R ..	R ..	R ..	R 160

## EXPORTS THERETO

## INDIAN MERCHANDISE

ARTICLES	QUANTITY					VALUE				
	1929-30	1930-31	1931-32	1932-33	1933-34	1929-30	1930-31	1931-32	1932-33	1933-34
TEXTILES— Jute— Manufactures— Gunny bags . . . No.	102,000	68,000	88,000	126,000	138,000	R 53,285	R 18,140	R 50,680	R 49,410	R 37,804
„ Cloth . . . yards	..	..	..	1,050,000	..	..	..	..	85,000	..
ALL OTHER ARTICLES OF MER- CHANDISE . . . Value	—	—	—	—	—	R 14,862	R 4,050	R 17,860	R 18,298	R 9,906
GRAND TOTAL . . .	—	—	—	—	—	R 67,647	R 22,190	R 67,940	R 1,46,703	R 47,710

## FOREIGN MERCHANDISE

ARTICLES	QUANTITY					VALUE				
	1929-30	1930-31	1931-32	1932-33	1933-34	1929-30	1930-31	1931-32	1932-33	1933-34
TOTAL VALUE	—	—	—	—	—	R ..	R 2,500	R ..	R ..	R 10
GRAND TOTAL OF INDIAN AND FOREIGN MER- CHANDISE . . . Value	—	—	—	—	—	R 67,647	R 24,690	R 67,940	R 1,46,703	R 47,720

## SOUTH AMERICA—VENEZUELA

## IMPORTS THEREFROM

ARTICLES.	QUANTITY					VALUE				
	1929-30	1930-31	1931-32	1932-33	1933-34	1929-30	1930-31	1931-32	1932-33	1933-34
TOTAL VALUE	—	—	—	—	—	R ..	R 644	R ..	R ..	R ..

## EXPORTS THERETO

## INDIAN MERCHANDISE

ARTICLES	QUANTITY					VALUE				
	1929-30	1930-31	1931-32	1932-33	1933-34	1929-30	1930-31	1931-32	1932-33	1933-34
GRAIN, PULSE AND FLOUR— Rice not in the husk . . Tons	288	828	1,547	988	814	R 34,752	R 80,069	R 1,12,304	R 64,949	R 45,689
TEXTILES— Jute— Manufactures— Gunny bags . . . No.	..	..	..	10,000	50,000	..	..	..	3,600	18,000
„ cloth . . . Yards	100,000	70,000	120,000	55,000	120,000	R 18,748	R 10,250	R 15,850	R 6,700	R 18,561
ALL OTHER ARTICLES OF MERCHANDISE . . . Value	—	—	—	—	—	R 1,055	R 1,058	R 4,950	R 4,200	..
GRAND TOTAL . . .	—	—	—	—	—	R 54,550	R 91,377	R 1,83,104	R 79,449	R 72,150

## FOREIGN MERCHANDISE

Nil.

## SOUTH AMERICA—BRITISH GUIANA

## IMPORTS THEREFROM

Nil.

No. 13—continued  
SOUTH AMERICA—BRITISH GUIANA—continued  
EXPORTS THERETO

ARTICLES	QUANTITY					VALUE				
	1929-30	1930-31	1931-32	1932-33	1933-34	1929-30	1930-31	1931-32	1932-33	1933-34
						R	R	R	R	R
DYEING AND TANNING SUBSTANCES . . . Cwts.	469	707	514	832	592	7,287	9,832	6,028	10,748	5,945
GRAIN, PULSE, AND FLOUR—										
Pulse . . . Tons	688	404	355	671	569	1,23,059	65,785	51,194	76,063	59,424
Other sorts . . . "	..	..	..	..	..	10	28	..	..	..
Total Grain, Pulse, and Flour . . . "	688	404	355	671	569	1,23,669	65,783	51,194	76,063	59,424
OILS—										
Vegetable, non-essential—										
Mustard or rape . . . Gals.	4,765	5,006	4,863	5,113	4,090	12,143	11,840	8,368	8,464	5,284
Other kinds . . . "	5	..	..	4	..	12	..	..	85	..
Total Oils . . . "	4,770	5,006	4,863	5,117	4,090	12,155	11,840	8,368	8,549	5,284
PROVISIONS AND OILMAN'S STORES (including FISH AND FRUITS AND VEGETABLES, CANNED OR BOTTLED)—										
Ghi . . . Cwts.	326	256	231	125	237	22,110	19,225	23,162	6,695	9,660
OTHER SORTS . . . Value	—	—	—	—	—	12,560	17,055	22,026	20,609	8,726
TOTAL PROVISIONS, ETC. . . "	—	—	—	—	—	34,670	36,280	45,127	27,304	18,386
TEA—										
Black . . . Lbs.	19,580	7,400	11,320	22,500	12,374	11,158	3,434	4,745	10,219	6,950
TEXTILES—										
Jute—										
Manufactures—										
Gunny bags . . . No.	1,333,200	1,390,800	1,464,000	1,933,800	20,075,396	5,01,082	4,58,575	4,08,375	5,81,075	4,79,300
ALL OTHER ARTICLES OF MERCHANDISE . . . Value	—	—	—	—	—	29,014	24,694	17,011	22,198	18,741
GRAND TOTAL . . . "	—	—	—	—	—	7,15,980	6,10,818	5,41,748	7,36,151	5,94,030

FOREIGN MERCHANDISE

ARTICLES	QUANTITY					VALUE				
	1929-30	1930-31	1931-32	1932-33	1933-34	1929-30	1930-31	1931-32	1932-33	1933-34
						R	R	R	R	R
TOTAL VALUE . Value	—	—	—	—	—	538	668	520	600	..
GRAND TOTAL OF INDIAN AND FOREIGN MERCHANDISE . . . "	—	—	—	—	—	7,10,518	6,11,486	5,42,268	7,36,751	5,94,030

FALKLAND ISLANDS.  
IMPORTS THEREFROM  
Nil

EXPORTS THERETO  
INDIAN MERCHANDISE

ARTICLES	QUANTITY					VALUE				
	1929-30	1930-31	1931-32	1932-33	1933-34	1929-30	1930-31	1931-32	1932-33	1933-34
						R	R	R	R	R
TOTAL VALUE	..	..	..	..	..	..	1,620	..	1,744	..

No. 13—continued

## SOUTH AMERICA—FALKLAND ISLANDS—continued

## EXPORTS THERETO

## FOREIGN MERCHANDISE

Nil

## SOUTH AMERICA—DUTCH GUIANA

## IMPORTS THEREFROM

Nil

## EXPORTS THERETO

## INDIAN MERCHANDISE

ARTICLES	QUANTITY					VALUE				
	1929-30	1930-31	1931-32	1932-33	1933-34	1929-30	1930-31	1931-32	1932-33	1933-34
GRAIN, PULSES, AND FLOUR—						R	R	R	R	R
Pulse . . . Tons	148	146	156	135	126	29,894	24,295	22,799	17,543	15,574
TEXTILES—										
Jute—										
Manufactures—										
Gunny bags . . No.	226,700	90,600	208,100	170,100	84,830	82,714	26,327	54,654	43,176	19,143
ALL OTHER ARTICLES OF MERCHANDISE . . Value	—	—	—	—	—	10,253	7,923	16,720	10,802	9,473
GRAND TOTAL . . .	—	—	—	—	—	1,22,361	68,445	94,173	71,621	44,119

## FOREIGN MERCHANDISE

ARTICLES	QUANTITY					VALUE				
	1929-30	1930-31	1931-32	1932-33	1933-34	1929-30	1930-31	1931-32	1932-33	1933-34
TOTAL VALUE . . .	—	—	—	—	—	R ..	R 2,080	R 80	R ..	R ..
GRAND TOTAL OF INDIAN AND FOREIGN MERCHANDISE . . Value	—	—	—	—	—	1,22,361	68,525	94,253	71,621	44,119

## SOUTH AMERICA—BRAZIL

## IMPORTS THEREFROM

ARTICLES	QUANTITY					VALUE				
	1929-30	1930-31	1931-32	1932-33	1933-34	1929-30	1930-31	1931-32	1932-33	1933-34
TOTAL VALUE . . .	—	—	—	—	—	R ..	R 1,758	R 1,082	R 236	R 276

## EXPORTS THERETO

## INDIAN MERCHANDISE

ARTICLES	QUANTITY					VALUE				
	1929-30	1930-31	1931-32	1932-33	1933-34	1929-30	1930-31	1931-32	1932-33	1933-34
ANIMALS LIVING . . NO.	..	234	..	..	..	R ..	R 77,430	R ..	R ..	R ..
LAC . . . Cwts.	1,231	2,047	2,426	1,276	1,963	1,56,559	1,48,404	1,02,816	43,459	70,474
TEXTILES—										
Cotton—										
Waste . . . . "	1,898	6,761	..	..	..	58,050	1,68,400	..	..	..
Jute, raw . . . Tons	18,314	16,098	15,660	13,287	19,083	68,20,582	37,80,002	30,79,837	26,42,209	32,57,341
" Manufactures—										
Gunny bags . . No.	27,500	..	..	..	..	10,175	..	..	..	..
Gunny cloth . . Yards	162,000	160,000	..	..	..	23,485	16,800	..	..	..
ALL OTHER ARTICLES OF MERCHANDISE . . Value	—	—	—	—	—	310	23,535	1,473	16,556	14,475
GRAND TOTAL . . .	—	—	—	—	—	70,69,111	42,36,571	31,84,126	27,02,314	33,72,290

BRAZIL  
PARAGUAY  
URUGUAY

( 560 )

No. 13—continued  
SOUTH AMERICA—BRAZIL—continued  
EXPORTS THERETO—continued

FOREIGN MERCHANDISE

ARTICLES	QUANTITY					VALUE				
	1929-30	1930-31	1931-32	1932-33	1933-34	1929-30	1930-31	1931-32	1932-33	1933-34
TOTAL VALUE	—	—	—	—	—	R ..	R 2,100	R ..	R ..	R 4,859
RAND TOTAL OF INDIAN AND FOREIGN MERCHANDISE . . . Value	—	—	—	—	—	70,69,111	42,88,671	31,84,126	27,02,314	33,77,149

SOUTH AMERICA—PARAGUAY

IMPORTS THEREFROM  
Nil.

EXPORTS THERETO

INDIAN MERCHANDISE

ARTICLES	QUANTITY					VALUE				
	1929-30	1930-31	1931-32	1932-33	1933-34	1929-30	1930-31	1931-32	1932-33	1933-34
TEXTILES— Jute— Manufactures— Gunny bags . . . No. Gunny cloth . . . Yards	571,000	160,000	35,000 185,000	875,000 175,000	1,080,000 180,000	R 84,769	R 18,774	R 4,900 19,231	R 1,10,301 18,837	R 1,40,798 19,175
ALL OTHER ARTICLES OF MERCHANDISE . . . Value	—	—	—	—	—	..	..	..	5,304	1,500
GRAND TOTAL . . .	—	—	—	—	—	84,769	18,774	24,131	1,34,692	1,61,461

FOREIGN MERCHANDISE  
Nil.

SOUTH AMERICA—URUGUAY

IMPORTS THEREFROM

ARTICLES	QUANTITY					VALUE				
	1929-30	1930-31	1931-32	1932-33	1933-34	1929-30	1930-31	1931-32	1932-33	1933-34
PROVISIONS AND OILMAN'S STORES . . . Value	—	—	—	—	—	R 2,671	R 15,435	R ..	R ..	R 805
ALL OTHER ARTICLES OF MERCHANDISE . . .	—	—	—	—	—	..	84	..	..	..
GRAND TOTAL . . .	—	—	—	—	—	2,671	15,519	..	..	805

EXPORTS THERETO

INDIAN MERCHANDISE

ARTICLES	QUANTITY					VALUE				
	1929-30	1930-31	1931-32	1932-33	1933-34	1929-30	1930-31	1931-32	1932-33	1933-34
SAG— Shell . . . . . Cwts.	297	837	159	254	229	R 35,980	R 25,820	R 6,976	R 9,164	R 9,282
PARAFFIN WAX . . . Tons	..	25	..	..	..	..	11,875	..	..	..
TEA— Black . . . . . Lbs.	1,500	11,600	..	5,006	7,500	750	11,600	..	3,750	3,750
TEXTILES— Jute— Raw . . . . . Tons	508	668	549	703	621	1,54,080	1,09,875	84,492	1,08,935	71,111
Twist and yarn . . . Lbs.	165,760	188,300	284,840	267,620	140,800	80,280	32,992	29,554	28,687	14,138
Manufactures— Gunny cloth . . . Yards Rope and twine . . . Cwts.	14,612,000 669	14,079,549 357	10,869,181 223	9,684,661 ..	10,211,000 268	29,48,345 14,789	21,77,060 9,000	11,21,184 8,594	10,02,584 ..	11,61,290 8,013
Total Jute manufactures (including twist and yarn) . . . Value	—	—	—	—	—	29,88,414	22,10,052	11,54,332	10,81,271	11,78,441
ALL OTHER ARTICLES OF MERCHANDISE . . .	—	—	—	—	—	7,888	2,193	623	..	7,061
GRAND TOTAL . . .	—	—	—	—	—	31,87,107	28,79,915	12,46,423	11,48,120	12,09,595

No. 13—continued  
SOUTH AMERICA—URUGUAY—continuedEXPORTS THERETO—continued  
FOREIGN MERCHANLISE

ARTICLES	QUANTITY					VALUE				
	1929-30	1930-31	1931-32	1932-33	1933-34	1929-30	1930-31	1931-32	1932-33	1933-34
TOTAL VALUE	—	—	—	—	—	R —	R 24,712	R 953	R ..	R ..
GRAND TOTAL OF INDIAN AND FOREIGN MERCHANDISE . . . Value	—	—	—	—	—	81,87,107	24,04,827	12,47,376	11,4 <sup>o</sup> ,120	12,60,506

SOUTH AMERICA—ARGENTINE REPUBLIC (including the Atlantic Coast of Patagonia)  
IMPORTS THEREFROM

ARTICLES	QUANTITY					VALUE				
	1929-30	1930-31	1931-32	1932-33	1933-34	1929-30	1930-31	1931-32	1932-33	1933-34
GRAIN PULSE AND FLOUR TONS	6,050	..	..	..	..	R 8,22,801	R ..	R ..	R ..	R ..
PROVISIONS AND OIL- MEN'S STORES . . . Value	—	—	—	—	—	1,100	17,981	11,951	6,009	17,042
POSTAL ARTICLES NOT SPECIFIED . . . "	—	—	—	—	—	2,050	..	4	—	4
ALL OTHER ARTICLES OF MERCHANDISE . . . "	—	—	—	—	—	2,525	1,935	500	8,346	2,737
GRAND TOTAL . . . "	—	—	—	—	—	8,28,636	19,806	12,455	14,355	10,783

## EXPORTS THERETO

## INDIAN MERCHANDISE

ARTICLES	QUANTITY					VALUE				
	1929-30	1930-31	1931-32	1932-33	1933-34	1929-30	1930-31	1931-32	1932-33	1933-34
DRUGS AND MEDICINES . . . Value	—	—	—	—	—	R 12,057	R 4,386	R 782	R 3,153	R 4,705
GRAIN, PULSE, AND FLOUR— Pulse . . . Tons	200	..	..	..	..	25,650	..	..	10	..
Rice, not in the husk— (Cleaned rice) . . . "	5,704	6,029	175	..	..	6,88,908	7,26,445	11,500	..	..
LAC— Shell . . . Cwts.	4,288	4,717	1,102	2,545	2,238	4,86,842	3,34,250	50,293	80,521	79,564
MINERAL OILS— Iron, Pig . . . Tons	8,399	7,125	910	3,658	2,670	4,06,731	2,90,554	31,374	1,22,384	64,227
PARAFFIN WAX . . . "	1,415	1,285	610	820	500	6,48,825	5,51,775	2,50,350	3,44,400	2,47,300
SEEDS— Oil seeds— Non-essential— Groundnuts . . . "	101	522	..	..	..	25,440	72,560	..	..	..
SPICES— Pepper . . . Cwts.	424	437	..	..	..	87,210	22,500	..	..	..
TEA Black . . . Lbs.	126,022	163,604	180,060	124,025	100,302	1,17,754	1,98,129	96,235	66,314	50,223
TEXTILES— Jute— Itaw . . . Tons	5,851	6,352	6,957	7,141	8,511	16,07,809	10,11,697	11,00,323	10,21,116	10,73,745
Twist and yarn . . . Lbs.	4,615,110	6,374,874	7,240,608	7,322,043	3,098,060	8,68,076	10,35,815	9,43,859	7,51,781	3,57,242
Manufactures— Gunny bags . . . No.	2,204,650	1,494,000	3,012,021	8,390,950	8,793,400	10,03,321	4,91,174	9,70,187	11,21,333	15,35,038
.. cloth . . . Yards	329,280,800	203,595,000	104,008,188	237,512,000	169,531,733	6,46,07,219	3,15,03,925	1,19,47,156	2,47,14,723	1,92,93,092
.. Ropes and twine . . . Cwts.	558	447	112	..	..	10,823	8,481	1,509	..	..
.. Other kinds . . . "	..	..	200	..	..	..	..	3,200	12,501	..
Total Jute manufactures (including twist and yarn) Value	—	—	—	—	—	6,68,09,439	3,30,09,395	1,38,74,002	2,60,00,398	2,11,80,272
Wool— Manufactures— Carpets and rugs . . . Lbs.	33,034	18,592	..	..	586	51,409	38,477	..	..	1,500
.. Other sorts of Wool Manufactures . . . "	18,636	..	..	..	140	17,957	..	..	..	325
TOYS AND REQUISITES FOR GAMES AND SPORTS (includ- ing FISHING TACKLE) Value	—	—	—	—	—	10,776	11,746	7,347	2,001	3,718
ALL OTHER ARTICLES OF MERCHANDISE . . . "	—	—	—	—	—	16,115	8,474	1,520	12,779	18,800
GRAND TOTAL . . . "	—	—	—	—	—	7,10,18,102	3,63,10,388	1,54,31,126	2,82,00,236	2,27,37,059

## FOREIGN MERCHANDISE

ARTICLES	QUANTITY					VALUE				
	1929-30	1930-31	1931-32	1932-33	1933-34	1929-30	1930-31	1931-32	1932-33	1933-34
OILS . . . Gals.	108,688	..	..	..	178,071	20,918	..	..	..	34,875
ALL OTHER ARTICLES OF MER- CHANDISE . . . Value	—	—	—	—	—	..	2,300	..	450	11,850
GRAND TOTAL . . . "	—	—	—	—	—	20,918	2,390	..	450	46,725
GRAND TOTAL OF INDIAN AND FOREIGN MER- CHANDISE . . . "	—	—	—	—	—	7,10,39,020	3,63,12,778	1,54,31,126	2,82,00,636	2,27,33,784



CHILE  
PERU

( 562 )

No. 13—continued

SOUTH AMERICA—CHILE (including the pacific coast of Patagaria)

IMPORTS THEREFROM

ARTICLES	QUANTITY					VALUE				
	1929-30	1930-31	1931-32	1932-33	1933-34	1929-30	1930-31	1931-32	1932-33	1933-34
MANURES— Nitrate of Soda . . . Tons	9,734	3,518	..	45	116	R 13,39,320	R 5,22,546	R ..	R 5,720	R 8,704
ALL OTHER ARTICLES OF MERCHANDISE . . . Value	—	—	—	—	—	R 8,982	R 776	R 903	R ..	R ..
GRAND TOTAL . . .	—	—	—	—	—	R 13,33,302	R 5,23,321	R 903	R 5,720	R 8,704

EXPORTS THERETO

INDIAN MERCHANDISE

ARTICLES	QUANTITY					VALUE				
	1929-30	1930-31	1931-32	1932-33	1933-34	1929-30	1930-31	1931-32	1932-33	1933-34
LAC— Shell . . . Cwts.	597	541	96	491	183	R 68,727	R 35,198	R 3,836	R 14,078	R 5,400
Metals— Iron or Steel . . . Tons	1,560	1,154	346	313	..	R 70,267	R 44,968	R 12,116	R 10,948	R ..
PARAFFIN WAX . . . "	2,300	2,020	2,146	394	408	R 12,80,750	R 12,45,300	R 10,01,140	R 1,81,510	R 1,70,730
TEA, BLACK . . . Lts.	833,611	434,861	332,440	366,517	2,250	R 5,74,684	R 3,25,349	R 1,74,448	R 2,50,579	R 1,125
TEXTILES— Cotton— Raw . . . Tons	30	32	12	..	..	R 20,790	R 19,065	R 6,800	R ..	R ..
Jute— Raw . . . "	149	10	..	..	440	R 44,082	R 1,064	R ..	R ..	R 71,130
Manufactures—Twist and yarn . . . Lbs.	66,752	152,320	70,784	4,400,500	12,271,240	R 13,066	R 24,940	R 9,428	R ..	R ..
Gunny bags . . . No.	33,620,400	18,709,872	2,188,763	902,728	670,143	R 1,21,29,876	R 44,62,622	R 4,90,800	R 11,03,204	R 25,01,130
" cloth . . . Yards	2,410,463	990,117	346,016	..	..	R 3,73,005	R 1,27,922	R 58,332	R 88,701	R 70,623
Total Jute manufactures (including twist and yarn) . . . Value	—	—	—	—	—	R 1,25,20,947	R 46,15,504	R 5,56,560	R 11,01,905	R 25,71,653
ALL OTHER ARTICLES OF MERCHANDISE . . .	—	—	—	—	—	R 17,737	R 6,050	R 2,000	R 2,684	R 13,889
GRAND TOTAL . . .	—	—	—	—	—	R 1,46,07,884	R 62,92,498	R 17,56,900	R 16,52,297	R 28,33,927

FOREIGN MERCHANDISE

ARTICLES	QUANTITY					VALUE				
	1929-30	1930-31	1931-32	1932-33	1933-34	1929-30	1930-31	1931-32	1932-33	1933-34
TOTAL VALUE . . .	—	—	—	—	—	R ..	R ..	R ..	R ..	R 1,741
GRAND TOTAL OF INDIAN AND FOREIGN MERCHAN- DISE . . . Value	—	—	—	—	—	R 1,46,07,884	R 62,92,498	R 17,56,900	R 16,52,297	R 28,35,668

SOUTH AMERICA—PERU  
IMPORTS THEREFROM

ARTICLES	QUANTITY					VALUE				
	1929-30	1930-31	1931-32	1932-33	1933-34	1929-30	1930-31	1931-32	1932-33	1933-34
Cotton Raw . . . Tons	..	..	..	..	45	R ..	R ..	R ..	R ..	R 36,720
GRAND TOTAL VALUE . . .	—	—	—	—	..	R ..	R ..	R ..	R ..	R 36,730

EXPORTS THERETO

INDIAN MERCHANDISE

ARTICLES	QUANTITY					VALUE				
	1929-30	1930-31	1931-32	1932-33	1933-34	1929-30	1930-31	1931-32	1932-33	1933-34
TEA— Black . . . Lbs.	8,950	3,500	28,100	50,856	22,211	R 6,387	R 2,825	R 14,100	R 41,016	R 11,758
TEXTILES— Jute— Twist and yarn . . . Lbs.	117,950	43,152	31,528	13,996	138,148	R 27,798	R 9,020	R 4,089	R 2,208	R 12,063
Manufactures— Gunny bags . . . No.	9,215,700	5,876,412	4,613,200	5,898,302	6,624,603	R 28,21,113	R 18,60,236	R 13,31,840	R 17,61,057	R 16,59,056
" cloth . . . Yards	2,539,000	1,466,000	1,724,000	2,169,000	3,012,000	R 3,72,467	R 1,49,464	R 1,64,022	R 1,93,906	R 2,90,145
Rope and twine . . . Cwts.	657	995	1,143	1,344	2,089	R 22,513	R 21,777	R 17,360	R 18,858	R 28,472
Total Jute manufact- ures (including twist and yarn) . . . Value	—	—	—	—	—	R 32,43,886	R 20,40,467	R 15,16,811	R 10,70,024	R 19,90,641
ALL OTHER ARTICLES OF MERCHANDISE . . .	—	—	—	—	—	R 15,098	R 4,625	R 2,862	R 1,097	R 2,945
GRAND TOTAL . . .	—	—	—	—	—	R 82,65,371	R 20,47,715	R 15,33,778	R 20,18,137	R 20,05,844

No. 13—continued

## SOUTH AMERICA—PERU—continued

## EXPORTS THERETO—continued

## FOREIGN MERCHANDISE

Nil.

## SOUTH AMERICA—ECUADOR

## IMPORTS THEREFROM

ARTICLES	QUANTITY					VALUE				
	1929-30	1930-31	1931-32	1932-33	1933-34	1929-30	1930-31	1931-32	1932-33	1933-34
Sugar—						R	R	R	R	R
Beet Sugar . . . Tons	..	..	..	5,453	..	..	..	..	5,38,438	..
TOTAL VALUE	—	—	—	—	—	..	..	..	5,38,438	..

## EXPORTS THERETO

## INDIAN MERCHANDISE

ARTICLES	QUANTITY					VALUE				
	1929-30	1930-31	1931-32	1932-33	1933-34	1929-30	1930-31	1931-32	1932-33	1933-34
TEXTILES—						R	R	R	R	R
Jute—										
Manufactures—										
Gunny bags . . . No.	24,900	32,100	94,000	..	29,000	9,912	11,002	14,418	..	4,798
Gunny cloth . . . Yards	1,729,267	1,457,000	1,489,000	819,098	1,621,247	3,81,886	2,37,484	2,06,846	1,00,727	2,00,245
ALL OTHER ARTICLES OF MERCHANDISE . . . Value	—	—	—	—	—	850	1,422	240	..	70
GRAND TOTAL . . .	—	—	—	—	—	3,92,648	2,49,868	2,21,004	1,00,727	2,05,111

## FOREIGN MERCHANDISE

Nil.

## SOUTH AMERICA—BOLIVIA

## IMPORTS THEREFROM

Nil.

## EXPORTS THERETO

## INDIAN MERCHANDISE

ARTICLES	QUANTITY					VALUE				
	1929-30	1930-31	1931-32	1932-33	1933-34	1929-30	1930-31	1931-32	1932-33	1933-34
TEXTILES—						R	R	R	R	R
Jute manufactures—										
Gunny bags . . . No.	861,000	65,000	5,000	45,000	87,500	1,28,071	13,677	1,150	7,419	13,605
ALL OTHER ARTICLES OF MERCHANDISE . . . Value	—	—	—	—	—	237	8,512	..	1,020	1,289
GRAND TOTAL . . .	—	—	—	—	—	1,28,308	22,089	1,150	8,439	14,684

## FOREIGN MERCHANDISE

Nil.

## COMMONWEALTH OF AUSTRALIA

## IMPORTS THEREFROM

ARTICLES	QUANTITY					VALUE				
	1920-30	1930-31	1931-32	1932-33	1933-34	1929-30	1930-31	1931-32	1932-33	1933-34
<b>ANIMALS, LIVING—</b>						R	R	R	R	R
Horses . . . . . No.	3,291	2,023	3,616	966	2,525	10,56,570	10,27,075	28,51,870	4,06,500	18,72,000
Other kinds . . . . . "	194	168	135	377	310	18,312	12,140	9,487	37,514	13,024
Total Animals, living . . "	3,485	2,191	3,751	1,343	2,835	10,74,882	10,39,215	28,61,357	5,34,014	18,85,024
<b>BOOKS, PRINTED, AND PRINTED MATTER (not being STATIONERY) including MAPS AND CHARTS . . . Cwts.</b>	88	59	50	48	83	9,732	14,567	8,232	8,482	13,641
<b>CHEMICALS AND CHEMICAL PREPARATIONS (excluding CHEMICAL MANURES AND MEDICINES)—</b>										
Carbide of Calcium . . . Cwts.	..	..	..	1,400	1,220	..	..	..	18,802	17,803
Disinfectants . . . . . "	59	384	122	125	181	27,225	15,542	4,086	5,169	7,277
Other sorts of chemicals . . Value	—	—	—	—	—	18,457	31,809	12,761	10,830	7,570
Total Chemicals and Chemical preparations . . "	—	—	—	—	—	45,682	47,441	17,747	34,020	32,055
<b>COAL AND COKE—</b>										
Coal . . . . . Ton.	1,840	1,465	3,805	3,015	6,165	30,190	32,010	89,239	61,600	1,23,472
<b>DRUGS AND MEDICINES (excluding CHEMICALS AND NARCOTICS)—</b>										
Proprietary and Patent Medicines . . . . . Value	—	—	—	—	—	350	241	10,496	4,699	1,497
Other sorts . . . . . "	—	—	—	—	—	5,275	5,875	13,782	8,772	6,525
Total Drugs and Medicines (excluding Chemicals and narcotics) . . . . . "	—	—	—	—	—	5,625	6,116	24,278	13,471	8,022
<b>FODDER, BRAN AND POLLARDS (excluding OILCAKE) . . Cwts.</b>	56,280	49,040	50,188	31,048	14,665	2,13,602	1,95,011	1,60,475	1,20,588	50,830
<b>FRUITS AND VEGETABLES—</b>										
Fresh Fruits and vegetables . . . . . Value	—	—	—	—	—	10,178	11,993	21,150	41,335	51,048
Fruits and vegetables: dried, salted, or preserved, not being canned or bottled . . . . . Tons	45	36	41	26	47	16,932	20,018	24,961	19,961	23,020
Total Fruits and Vegetables . . . . . Value	—	—	—	—	—	33,165	32,011	46,111	61,296	74,068
<b>FURNITURE AND CABINETWARE—</b>										
Furniture of Wood (other than bedsteads) . . . . . "	—	—	—	—	—	2	84	13,626	278	215
Furniture of other materials (including mouldings and bedsteads) . . . . . "	—	—	—	—	—	500	109	12,378	5,593	3,607
Total Furniture and Cabinetware . . . . . "	—	—	—	—	—	502	193	26,004	5,871	3,822

No. 13—continued

## COMMONWEALTH OF AUSTRALIA—continued

## IMPORTS THEREFROM—continued

ARTICLES	QUANTITY					VALUE				
	1929-30	1930-31	1931-32	1932-33	1933-34	1929-30	1930-31	1931-32	1932-33	1933-34
<b>GRAIN, PULSE AND FLOUR—</b>						B	B	B	B	B
Pulse . . . . Tons	48	129	169	84	128	14,032	29,017	26,888	22,687	31,040
Wheat . . . . "	836,039	209,161	100,965	33,482	18,277	4,65,61,845	1,70,18,522	71,90,071	20,25,268	12,52,752
Wheat flour in bags . . "	97	87	12	41	5	19,411	5,872	1,576	4,202	693
Other sorts . . . . "	93	468	238	124	116	20,102	65,246	32,753	17,282	16,633
Total Grain, Pulse and Flour . . . . "	826,277	209,785	110,284	33,731	18,526	4,66,16,290	1,80,18,657	72,51,293	29,69,254	13,02,018
<b>HARDWARE, (excluding CUTLERY AND ELECTROPLATED WARE)—</b> Implements and tools other than agricultural implements, etc. . . . Value	—	—	—	—	—	26,840	10,741	303	8	1,094
Other sorts . . . . "	—	—	—	—	—	25,040	12,507	7,278	5,888	6,823
Total Hardware excluding Cutlery and Electroplated ware . . . . Cwts.	—	—	—	—	—	51,880	23,248	7,581	5,846	10,717
<b>INSTRUMENTS, APPARATUS, AND APPLIANCES AND PARTS THEREOF—</b>										
<b>Electric wires and Cables—</b>										
Rubber insulated . . Value	—	—	—	—	—	1,15,470	6,023	..	..	..
Photographic . . . . "	—	—	—	—	—	4,041	14,746	10,902	4,092	5,594
Other kinds . . . . "	—	—	—	—	—	4,842	7,091	7,518	17,686	13,854
Total Instruments, Apparatus, and appliances and parts thereof . . . . "	—	—	—	—	—	1,24,353	27,560	23,520	21,778	24,448
<b>LEATHER—</b>										
<b>Manufactures (excluding boots and shoes and belting for machinery)—</b>										
Saddlery and harness . . Tons	8	9	26	3	11	3,798	4,253	11,388	2,520	4,570
Other sorts . . . . Value	—	—	—	—	—	2,916	3,655	3,775	6,014	5,087
Total Leather . . . . "	—	—	—	—	—	6,714	7,908	15,163	8,534	9,657
<b>LIQUORS including DEWATERED AND PERFUMED SPIRITS—</b>										
<b>Ale, beer and porter—</b>										
Ale and beer (In bottle) Gals.	7,746	11,039	8,086	9,415	11,059	27,015	36,698	24,793	26,155	30,695
Other sorts of liquors . . "	707	430	2,276	1,367	1,871	5,651	2,384	7,801	10,614	16,129
Total Liquors . . . . "	8,453	11,478	10,312	10,782	12,924	32,666	39,082	32,594	36,769	46,824
<b>MACHINERY AND MILL-WORK . . . . Value</b>	—	—	—	—	—	22,758	38,568	37,899	27,493	29,800
<b>METALS AND ORES—</b>										
Zinc or spelter . . . Cwts.	..	24,871	40,801	75,128	112,278	..	3,20,167	4,22,102	7,90,754	12,67,994
Other metals . . . . Tons	2	15	1	3	5	3,787	9,393	2,908	3,713	5,997
Total Metals (excluding Ores) . . . . "	2	1,258	2,044	3,759	5,615	3,797	3,29,560	4,25,070	7,94,467	12,73,991
<b>OILS—</b>										
Essential . . . . Gals.	557	977	482	900	1,238	10,537	18,782	5,175	8,687	3,307

## COMMONWEALTH OF AUSTRALIA—continued

## IMPORTS THEREFROM—continued

ARTICLES	QUANTITY					VALUE				
	1929-30	1930-31	1931-32	1932-33	1933-34	1929-30	1930-31	1931-32	1932-33	1933-34
						R	R	R	R	R
<b>PROVISIONS AND OILMAN'S STORES (including FISH AND FRUITS AND VEGETABLES, CANNED OR BOTTLED)—</b>										
Bacon and hams . . . Cwts.	588	434	251	259	577	77,074	51,282	25,307	21,242	44,407
Biscuits and cakes . . . "	092	845	515	458	513	71,126	54,309	33,703	28,898	34,377
Butter (including canned) . . . "	590	538	843	1,150	2,032	1,12,410	97,319	1,20,322	1,69,442	2,31,124
<b>Canned and bottled provisions (not specified elsewhere)—</b>										
Canned or bottled fruits . . . "	2,090	2,225	1,318	3,579	4,249	84,252	88,055	42,555	1,24,874	1,38,301
Other kinds . . . "	2,346	3,598	5,838	7,811	6,091	1,38,659	1,80,699	1,92,332	2,44,310	1,41,892
<b>Total Canned and bottled provisions . . . "</b>	<b>4,936</b>	<b>5,823</b>	<b>7,156</b>	<b>10,890</b>	<b>10,940</b>	<b>2,22,911</b>	<b>2,69,654</b>	<b>2,41,237</b>	<b>3,69,403</b>	<b>2,80,253</b>
Cheese (including canned) Cwts.	148	159	118	311	583	21,824	22,625	12,182	25,649	51,190
<b>Farinaceous and Patent foods—</b>										
Milk foods for infants and invalids (wholly or mainly milk) . . . "	830	996	1,187	1,232	1,154	1,75,402	2,07,308	2,37,152	2,06,902	1,00,206
Other sorts . . . "	532	272	114	121	148	6,151	2,785	3,792	3,510	4,748
<b>Total Farinaceous and Patent foods . . . "</b>	<b>1,362</b>	<b>1,268</b>	<b>1,301</b>	<b>1,353</b>	<b>1,302</b>	<b>1,81,553</b>	<b>2,10,093</b>	<b>2,40,944</b>	<b>2,10,412</b>	<b>1,14,014</b>
<b>Jams and Jellies . . . ;</b>	<b>3,503</b>	<b>3,295</b>	<b>2,273</b>	<b>2,503</b>	<b>4,354</b>	<b>1,80,256</b>	<b>1,57,168</b>	<b>90,903</b>	<b>89,918</b>	<b>1,48,133</b>
Milk, condensed and preserved (including milk cream) . . . "	10	2	9,335	18,563	15,904	408	340	5,25,887	8,92,100	6,73,790
Other sorts of provisions Value	—	—	—	—	—	25,830	12,920	22,036	21,611	42,070
<b>Total Provisions and Oilman's stores . . . "</b>	<b>—</b>	<b>—</b>	<b>—</b>	<b>—</b>	<b>—</b>	<b>8,93,987</b>	<b>8,75,710</b>	<b>13,13,671</b>	<b>18,27,666</b>	<b>16,19,367</b>
<b>SOAP—</b>										
Household and laundry soap in bars or tablets Cwts.	2,058	1,243	704	472	205	63,398	39,380	13,487	11,178	4,292
Toilet soap . . . . "	812	817	1,454	1,022	877	27,509	25,064	36,877	27,218	31,174
Other sorts . . . . "	122	..	..	1	13	4,127	44	44	68	209
<b>Total Soap . . . "</b>	<b>2,992</b>	<b>2,060</b>	<b>2,158</b>	<b>1,495</b>	<b>1,095</b>	<b>94,834</b>	<b>64,488</b>	<b>50,408</b>	<b>38,464</b>	<b>35,765</b>
<b>TALLOW AND STEARINE (including GREASE AND ANIMAL FAT) . . . "</b>	<b>75,530</b>	<b>80,184</b>	<b>97,451</b>	<b>112,573</b>	<b>93,170</b>	<b>28,01,846</b>	<b>20,81,477</b>	<b>16,25,824</b>	<b>19,80,270</b>	<b>15,75,047</b>
<b>TEXTILES—</b>										
<b>Wool—</b>										
Raw . . . . Lbs.	2,430,484	1,613,206	2,915,705	3,050,870	2,831,130	21,97,986	9,93,639	15,14,318	18,10,248	18,04,721
<b>TORRICO . . . . "</b>	<b>5,979</b>	<b>9,665</b>	<b>5,751</b>	<b>7,022</b>	<b>8,204</b>	<b>24,630</b>	<b>34,884</b>	<b>27,375</b>	<b>37,134</b>	<b>39,722</b>

## No. 13—continued

## COMMONWEALTH OF AUSTRALIA—continued

## IMPORTS THEREFROM—concluded

ARTICLES	QUANTITY					VALUE				
	1929-30	1930-31	1931-32	1932-33	1933-34	1929-30	1930-31	1931-32	1932-33	1933-34
TOYS AND REQUISITES FOR GAMES (including FISHING TACKLE) . . . Value	—	—	—	—	—	R 11,263	R 713	R 1,380	R 3,233	R 10,615
Vehicles (excluding Locomotives for Railways) . . .	—	—	—	—	—	1,025	5,015	6,180	..	30,572
WOOD AND TIMBER—										
Jarraah wood . . . Cub. Tons	2,266	..	40	..	..	8,15,620	..	4,253	..	..
Sandal wood . . . Tons	370	107	145	161	157	2,32,139	67,010	64,315	89,723	83,936
Other kinds of wood and timber . . . Value	—	—	—	—	—	3,723	8,023	12,900	..	1,247
Manufactures of wood other than furniture and cabinet ware . . . Value	—	—	—	—	—	9,090	4,427	6,253	14,852	4,868
Total Wood and Timber. . .	—	—	—	—	—	5,60,581	79,460	87,721	1,04,575	90,051
POSTAL ARTICLES NOT SPECIFIED . . .	—	—	—	—	—	41,823	1,05,400	13,833	23,408	20,642
ALL OTHER ARTICLES OF MERCHANDISE . . .	—	—	—	—	—	65,232	1,17,341	90,740	1,41,698	1,17,337
GRAND TOTAL . . .	—	—	—	—	—	5,58,76,413	2,41,70,870	1,59,36,605	1,00,85,266	1,02,48,155

## EXPORTS THERETO

## INDIAN MERCHANDISE

ARTICLES	QUANTITY					VALUE				
	1929-30	1930-31	1931-32	1932-33	1933-34	1929-30	1930-31	1931-32	1932-33	1933-34
APPAREL (including drapery, uniforms, accoutrements, but excluding hosiery and boots and shoes) . . . Value	—	—	—	—	—	R 63,617	R 47,300	R 6,535	R 7,620	R 4,722
BUILDING AND ENGINEERING MATERIALS, other than OF IRON, STEEL, OR WOOD . . .	—	—	—	—	—	3,324	8,475	12,675	15,084	15,515
CHEMICALS AND CHEMICAL PREPARATIONS (excluding chemical manures and medicines) . . .	—	—	—	—	—	49,085	38,593	13,655	7,158	14,884
COAL . . . Tons	3,000	..	..	..	..	83,660	..	..	..	..
COFFEE . . . Cwts.	9,929	6,168	2,459	5,635	4,604	5,75,758	4,08,265	1,40,927	3,40,102	2,57,704
COIR, MANUFACTURED (excluding rope) . . . Tons	56	11	53	8	244	52,720	4,578	19,112	1,825	61,932
DYEING AND TANNING SUBSTANCES—										
Myrobalans . . .	16,734	14,513	17,172	10,707	27,220	1,18,231	86,288	88,493	1,08,923	1,49,609
Myrobalan extracts . . .	3,110	828	464	1,073	745	43,145	10,669	5,056	18,625	7,452
Other sorts . . .	125	202	212	351	88	3,089	3,821	3,312	4,604	1,003
Total Dyeing and Tanning substances . . .	19,969	15,543	17,848	21,821	28,053	1,64,515	1,02,778	96,861	1,32,212	1,58,064
FIBRE FOR BRUSHES AND BROOMS . . . Tons	72	73	42	113	95	28,710	29,081	19,505	49,828	32,305
FRUITS AND VEGETABLES . . . Value	—	—	—	—	—	28,701	835	3,916	3,428	5,737
GRAIN, PULSE, AND FLOUR—										
Pulse—										
Beans . . . Tons	676	194	302	276	171	1,25,236	19,654	19,956	23,041	10,772
Lentils . . .	98	99	78	62	83	22,848	21,314	11,496	7,275	4,638
Other sorts . . .	18	5	32	1,006	40	4,273	1,272	4,087	73,465	4,460
Total Pulse . . .	792	298	412	1,344	244	1,52,407	42,740	35,539	1,03,781	19,870
Rice, not in the husk . . .	4,009	1,046	3,754	4,792	4,763	6,29,367	1,38,376	3,37,888	4,00,805	2,41,826
Total Grain, Pulse and Flour . . .	5,401	1,344	4,166	6,186	5,007	7,72,774	1,81,619	3,73,427	5,04,676	2,61,696

COMMONWEALTH OF AUSTRALIA—continued  
EXPORTS THERETO—continued

## INDIAN MERCHANDISE—continued

ARTICLES	QUANTITY					VALUE				
	1929-30	1930-31	1931-32	1932-33	1933-34	1929-30	1930-31	1931-32	1932-33	1933-34
<b>GUMS AND RESINS—</b>										
Gum . . . . . Cwts.	870	604	10,616	7,813	3,146	12,000	8,500	1,42,125	1,08,598	31,781
Other sorts . . . . . "	20	59	42	24	58	1,000	1,876	1,364	482	1,300
<b>Total Gums, etc. . . . . "</b>	<b>890</b>	<b>663</b>	<b>10,658</b>	<b>7,837</b>	<b>3,204</b>	<b>13,000</b>	<b>10,376</b>	<b>1,43,489</b>	<b>1,09,075</b>	<b>33,141</b>
<b>HIDES AND SKINS, RAW—</b>										
Skins, raw—										
Goat skins . . . . . { Tons	481	330	281	396	298	20,28,492	14,10,186	5,70,774	7,30,222	7,07,717
. . . . . { =No.	=1,004,386	=775,650	=443,174	=686,966	=549,250					
Otherskins . . . . . { Tons	7	4	23	34	46	55,205	47,901	1,07,509	1,63,879	1,42,677
. . . . . { =No.	=24,909	=12,223	=25,967	=35,681	=62,507					
<b>Total Skins, raw . . . . . { Tons</b>	<b>488</b>	<b>334</b>	<b>304</b>	<b>430</b>	<b>344</b>	<b>20,83,697</b>	<b>14,58,127</b>	<b>6,87,281</b>	<b>9,03,101</b>	<b>8,50,394</b>
. . . . . { =No.	=1,089,245	=787,873	=469,141	=722,647	=611,750					
<b>CUTTINGS OF HIDES AND SKINS, RAW . . . . . Tons</b>	<b>382</b>	<b>207</b>	<b>1</b>	<b>..</b>	<b>..</b>	<b>65,142</b>	<b>40,513</b>	<b>169</b>	<b>..</b>	<b>..</b>
<b>KAPOK . . . . . Cwts.</b>	<b>3,508</b>	<b>136</b>	<b>59</b>	<b>..</b>	<b>28</b>	<b>2,15,445</b>	<b>5,432</b>	<b>1,727</b>	<b>..</b>	<b>300</b>
<b>LAC—</b>										
Button . . . . . Cwts.	717	541	632	946	929	95,562	88,201	33,134	35,217	37,832
Shell . . . . . "	6,108	4,172	2,010	3,818	3,021	7,27,601	2,98,441	1,04,362	1,55,431	1,27,389
Other sorts . . . . . "	..	..	..	3	..	..	..	..	1,048	..
<b>Total Lac . . . . . "</b>	<b>6,825</b>	<b>4,713</b>	<b>2,642</b>	<b>4,767</b>	<b>3,950</b>	<b>8,23,163</b>	<b>3,36,642</b>	<b>1,37,496</b>	<b>1,91,696</b>	<b>1,65,221</b>
<b>LEATHER—</b>										
Skins, tanned or dressed { Tons	6	..	3	..	..	49,521	5,150	13,416	20,155	20,325
. . . . . { =No.	=17,631	=2,279	=6,391	=12,200	=12,174					
Unwrought . . . . . Cwts.	2	4	6	..	..	3,209	10,575	2,100	..	..
<b>METALS AND ORES—</b>										
Brass, Bronze, and similar alloys, wrought . . . . . Cwts.	244	85	6	14	7	37,383	12,344	1,253	2,732	1,286
Manganese Ore . . . . . Tons	4,100	..	..	..	..	1,12,750	..	..	..	..
Other . . . . . "	350	350	..	350	20	6,575	6,562	..	6,564	1,200
<b>Total Metals and Ores . . . . . "</b>	<b>4,462</b>	<b>354</b>	<b>..</b>	<b>351</b>	<b>20</b>	<b>1,56,708</b>	<b>19,406</b>	<b>1,253</b>	<b>9,346</b>	<b>2,546</b>
<b>MICA . . . . . Cwts.</b>	<b>1,409</b>	<b>855</b>	<b>406</b>	<b>441</b>	<b>27</b>	<b>7,750</b>	<b>19,361</b>	<b>1,409</b>	<b>11,237</b>	<b>4,895</b>
<b>OILS—</b>										
Vegetable, non-essential—										
Castor . . . . . Gals.	22,073	13,211	8,855	8,244	10,845	37,540	21,119	10,972	9,088	10,309
Mustard or rape . . . . . "	2,300	2,460	509	4,890	..	6,171	6,168	221	11,000	..
Other sorts . . . . . "	..	29	81	35	73	..	150	442	170	410
<b>Total Vegetable, non-essential . . . . . "</b>	<b>24,373</b>	<b>15,700</b>	<b>9,445</b>	<b>13,169</b>	<b>10,918</b>	<b>43,711</b>	<b>27,422</b>	<b>12,245</b>	<b>20,858</b>	<b>10,719</b>
Other kinds . . . . . "	25	25	25	50	25	4,050	3,580	3,793	225	3,934
<b>Total Oils . . . . . "</b>	<b>24,398</b>	<b>15,725</b>	<b>9,470</b>	<b>13,219</b>	<b>10,943</b>	<b>47,761</b>	<b>31,002</b>	<b>16,038</b>	<b>21,083</b>	<b>14,653</b>
<b>OIL CAKES . . . . . Tons</b>	<b>491</b>	<b>100</b>	<b>..</b>	<b>..</b>	<b>..</b>	<b>47,191</b>	<b>8,184</b>	<b>..</b>	<b>..</b>	<b>..</b>
<b>PAINTS AND PAINTERS' MATERIALS . . . . . Value</b>	<b>..</b>	<b>..</b>	<b>..</b>	<b>..</b>	<b>..</b>	<b>10,010</b>	<b>6,516</b>	<b>3,480</b>	<b>24,440</b>	<b>27,264</b>
<b>PARAFFIN WAX . . . . . Tons</b>	<b>1,120</b>	<b>624</b>	<b>308</b>	<b>344</b>	<b>357</b>	<b>5,22,724</b>	<b>2,84,776</b>	<b>1,31,250</b>	<b>1,40,580</b>	<b>1,1,830</b>
<b>PROVISIONS AND OILMAN'S STORES (including FISH AND FRUITS AND VEGETABLES, CANNED OR BOTTLED)—</b>										
Pickles, chutnies and condiments . . . . . Cwts.	2,206	2,149	1,242	2,055	1,682	1,27,034	1,27,802	68,705	1,18,668	1,14,127
Other sorts of provisions value	..	..	..	..	229	2,796	3,119	5,423	6,533	6,753
<b>Total Provisions . . . . . "</b>	<b>..</b>	<b>..</b>	<b>..</b>	<b>..</b>	<b>..</b>	<b>1,29,830</b>	<b>1,30,921</b>	<b>75,133</b>	<b>1,25,231</b>	<b>1,20,910</b>

## No. 13—continued

## COMMONWEALTH OF AUSTRALIA—continued

## EXPORTS THERETO—continued

## INDIAN MERCHANDISE—continued

ARTICLES	QUANTITY					VALUE				
	1929-30	1930-31	1931-32	1932-33	1933-34	1929-30	1930-31	1931-32	1932-33	1933-34
<b>SEEDS—</b>						R	R	R	R	R
<b>Oil-seeds—</b>										
Essential . . . Tons	4	3	37	25	61	1,396	1,589	7,588	4,266	10,579
<b>Non-essential—</b>										
Groundnuts . . . "	..	..	..	..	372	..	..	..	..	73,019
Castor . . . "	..	239	1,166	963	509	..	34,902	1,52,389	1,18,283	92,965
Linseed . . . "	22,775	10,970	10,038	9,415	11,958	52,46,852	21,91,386	11,56,408	10,18,780	19,00,484
Rape . . . "	9	..	69	..	..	2,702	..	10,104	..	..
Other sorts . . . "	..	1	2	4	3	33	200	1,230	830	975
<b>Total Seeds, Non-essential . . . "</b>	<b>22,784</b>	<b>11,210</b>	<b>11,275</b>	<b>10,382</b>	<b>13,502</b>	<b>52,49,537</b>	<b>22,26,588</b>	<b>13,19,166</b>	<b>11,37,893</b>	<b>15,27,443</b>
<b>Total Seeds . . . "</b>	<b>22,788</b>	<b>11,213</b>	<b>11,312</b>	<b>10,407</b>	<b>13,503</b>	<b>52,50,928</b>	<b>22,28,177</b>	<b>13,20,754</b>	<b>11,42,159</b>	<b>15,38,015</b>
<b>SPICES . . . . "</b>	<b>40</b>	<b>270</b>	<b>729</b>	<b>318</b>	<b>259</b>	<b>1,680</b>	<b>6,910</b>	<b>11,723</b>	<b>6,108</b>	<b>3,698</b>
<b>TEA—</b>										
Black . . . . Lbs.	4,592,895	4,529,937	2,503,835	1,639,612	1,930,655	30,50,079	28,89,783	12,96,318	8,01,160	10,72,526
<b>TEXTILES—</b>										
<b>Cotton—</b>										
Raw . . . . Tons	306	51	200	984	376	2,70,094	33,947	1,20,001	3,95,128	1,72,630
Waste . . . . Cwts.	1,048	1,100	1,747	1,598	1,402	30,000	30,500	28,850	81,740	29,343
Twist and Yarn . . . Lbs.	26,242	19,820	6,328	4,480	..	16,717	9,766	2,862	1,204	..
<b>Manufactures—</b>										
Piecegoods . . . Yards	69,826	65,653	44,520	56,982	43,264	33,526	22,540	10,905	11,396	11,600
Other sorts of manufactures . . . Value	—	—	—	—	—	10,361	800	450	7,750	3,700
<b>Total Cotton manufactures (including twist and yarn) . . . "</b>	<b>—</b>	<b>—</b>	<b>—</b>	<b>—</b>	<b>—</b>	<b>60,894</b>	<b>33,100</b>	<b>14,277</b>	<b>20,340</b>	<b>15,300</b>
<b>Haberdashery and Millinery . . . "</b>	<b>—</b>	<b>—</b>	<b>—</b>	<b>—</b>	<b>—</b>	<b>13,932</b>	<b>600</b>	<b>..</b>	<b>606</b>	<b>487</b>
<b>Jute—</b>										
Raw . . . . Tons	409	484	1,146	1,442	340	1,02,754	1,19,981	2,28,319	2,83,749	1,46,345
Twist and yarn . . . Lbs.	13,245	7,726	..	61,212	51,988	3,054	2,115	..	9,053	7,388
<b>Manufactures—</b>										
Gunny bags . . . No.	73,307,589	83,304,058	68,044,996	68,625,067	78,859,766	3,56,48,776	3,25,20,796	2,15,69,759	2,95,59,220	2,13,13,657
.. cloth . . . Yards	26,023,019	18,330,217	19,353,094	24,808,459	19,894,420	64,71,599	32,45,573	27,64,441	36,26,842	29,27,140
Rope and twine . . Cwts.	828	148	172	181	278	22,020	4,065	3,707	4,906	4,795
Other kinds . . . Value	—	—	—	—	—	47,922	11,397	21,093	65,900	60,280
<b>Total Jute manufactures (including twist and yarn) . . . "</b>	<b>—</b>	<b>—</b>	<b>—</b>	<b>—</b>	<b>—</b>	<b>4,21,03,301</b>	<b>3,57,83,916</b>	<b>2,43,59,000</b>	<b>3,32,65,921</b>	<b>2,43,13,280</b>
<b>Wool—</b>										
Raw . . . . Lbs.	19,164	..	..	..	..	15,873	..	..	..	..
<b>Manufactures—</b>										
Carpets and rugs . . . "	104,226	10,264	17,663	65,687	53,370	1,63,488	32,444	19,747	73,324	55,107
Other sorts . . . Value	—	—	—	—	—	1,155	..	594	2,079	..
<b>Total Woolen manufactures . . . "</b>	<b>—</b>	<b>—</b>	<b>—</b>	<b>—</b>	<b>—</b>	<b>1,54,638</b>	<b>32,444</b>	<b>20,251</b>	<b>75,403</b>	<b>55,107</b>



COMMONWEALTH OF AUSTRALIA ( 570 )  
TERRITORY OF PAPUA

No. 13—continued

COMMONWEALTH OF AUSTRALIA—concluded  
EXPORTS THERETO—concluded

INDIAN MERCHANDISE—concluded

ARTICLES	QUANTITY					VALUE				
	1929-30	1930-31	1931-32	1932-33	1933-34	1929-30	1930-31	1931-32	1932-33	1933-34
TOYS AND REQUISITES FOR GAMES AND SPORTS (including FISHING TACKLE other than FIREARMS) . . . Value	—	—	—	—	—	R 1,04,420	R 64,773	R 51,700	R 28,084	R 40,412
WOOD AND TIMBER—										
Timber, other than railway sleepers—										
Teak wood . . . Cub. Tons	84	45	53	87	217	21,460	11,875	15,943	22,148	58,445
POSTAL ARTICLES . . . Value	—	—	—	—	—	3,73,989	1,99,807	1,00,294	1,23,240	87,023
ALL OTHER ARTICLES OF MERCHANDISE . . . "	—	—	—	—	—	1,02,088	1,09,132	25,043	17,647	39,757
GRAND TOTAL . . . "	—	—	—	—	—	5,78,00,949	4,47,43,538	2,95,00,830	3,88,40,570	2,08,00,026

FOREIGN MERCHANDISE

ARTICLES	QUANTITY					VALUE				
	1929-30	1930-31	1931-32	1932-33	1933-34	1929-30	1930-31	1931-32	1932-33	1933-34
APPAREL, (including DRESS, UNIFORMS, ACCOUTREMENTS, BUT excluding HOSIERY AND BOOTS AND SHOS) . . . Value	—	—	—	—	—	R 10,416	R 6,320	R 2,555	R 8,165	R 981
BUILDING AND ENGINEERING MATERIALS OTHER THAN IRON, STEEL OR WOOD . . . "	—	—	—	—	—	..	..	44,030	38,400	..
COAL AND COKE . . . Tons	2,267	..	..	..	..	41,774	..	..	..	..
GUMS AND RESINS . . . Cwts.	1,107	2,119	..	..	..	16,200	30,134	..	..	..
HARDWARE (excluding CUTLERY AND ELECTROPLATED WARE) . . . Value	—	—	—	—	—	9,978	3,440	11,652	4,446	3,515
INSTRUMENTS, APPARATUS, AND APPLIANCES AND PARTS THEREOF . . . "	—	—	—	—	—	1,650	2,500	14,639	6,109	33
MACHINERY AND MILLWORK . . . "	—	—	—	—	—	1,450	2,790	35,483	2,538	1,127
METALS AND ORES . . . Tons	..	..	113	1	1	330	..	22,812	2,164	215
OILS . . . . . Gals.	76,984	128,995	40,512	157,883	..	15,519	25,473	8,600	30,019	..
TEXTILES—										
Wool—										
Manufactures . . . Value	—	—	—	—	—	30,702	360	..	53	..
POSTAL ARTICLES . . . "	—	—	—	—	—	12,205	12,516	11,710	5,332	1,050
ALL OTHER ARTICLES OF MERCHANDISE . . . "	—	—	—	—	—	27,780	32,509	13,743	30,083	21,482
GRAND TOTAL . . . "	—	—	—	—	—	1,68,003	1,16,141	1,06,134	1,27,298	28,403
GRAND TOTAL OF INDIAN AND FOREIGN MERCHANDISE . . . "	—	—	—	—	—	5,79,68,952	4,43,59,679	2,96,07,014	3,89,67,868	2,08,38,029

TERRITORY OF PAPUA

IMPORTS THEREFROM

Nil.

EXPORTS THERETO

INDIAN MERCHANDISE

ARTICLES	QUANTITY					VALUE				
	1929-30	1930-31	1931-32	1932-33	1933-34	1929-30	1930-31	1931-32	1932-33	1933-34
GRAIN, PULSE AND FLOUR—										
Rice, not in the husk . . . Tons	6,822	6,844	1,725	2,025	2,000	R 8,83,261	R 6,92,608	R 1,41,563	R 1,36,010	R 1,01,442
TEXTILES—										
Jute—										
Gunny bags . . . No.	852,000	854,000	621,500	1,041,550	893,900	1,92,675	1,14,198	1,81,870	3,02,555	2,14,559
ALL OTHER ARTICLES OF MERCHANDISE . . . Value	—	—	—	—	—	500	1,202	470	6,194	2,590
GRAND TOTAL . . . "	—	—	—	—	—	10,16,438	8,06,008	3,25,403	4,45,056	3,18,600

No. 13—continued

## TERRITORY OF PAPUA—continued

## EXPORTS THERETO—continued

## FOREIGN MERCHANDISE

ARTICLES	QUANTITY					VALUE				
	1929-30	1930-31	1931-32	1932-33	1933-34	1929-30	1930-31	1931-32	1932-33	1933-34
TOTAL VALUE . . . . .	—	—	—	—	—	R ..	R 825	R ..	R ..	R ..
GRAND TOTAL OF INDIAN AND FOREIGN MERCHANDISE . . . . . Value	—	—	—	—	—	10,16,436	8,06,333	3,25,401	4,45,059	3,18,600

NEW ZEALAND\*  
IMPORTS THEREFROM

ARTICLES	QUANTITY					VALUE				
	1929-30	1930-31	1931-32	1932-33	1933-34	1929-30	1930-31	1931-32	1932-33	1933-34
HIDES AND SKINS—						R	R	R	R	R
Hides, raw . . . . . { Tons No.	::	::	— 4,072	8 900	::	..	..	27,968	5,065	..
PROVISIONS AND OILMAN'S STORES including FISH AND FRUITS AND VEGETABLES, CANNED OR BOTTLED . . . . . Value	—	—	—	—	—	68,890	1,32,432	96,414	75,155	1,27,228
TALLOW AND STRAINE . . . . . Cwts.	2,011	7,353	10,543	11,839	4,111	79,956	1,82,683	1,87,497	2,07,192	74,159
TEXTILES—										
Wool—										
Raw . . . . . Lbs.	183,137	7,218	106,358	72,010	23,322	1,96,748	4,375	40,486	31,786	11,762
POSTAL ARTICLES NOT SPECIFIED . . . . . Value	—	—	—	—	—	8,907	6,192	2,708	2,110	1,331
ALL OTHER ARTICLES OF MERCHANDISE . . . . . "	..	..	..	..	..	4,418	17,301	5,071	6,319	8,172
GRAND TOTAL . . . . .	—	—	—	—	—	3,48,925	3,41,985	3,60,144	3,27,027	2,18,142

## EXPORTS THERETO

## INDIAN MERCHANDISE

ARTICLES	QUANTITY					VALUE				
	1929-30	1930-31	1931-32	1932-33	1933-34	1929-30	1930-31	1931-32	1932-33	1933-34
COFFEE . . . . . Cwts.	1,132	984	505	551	1,252	94,403	66,119	38,008	52,175	70,808
FIBRE FOR BRUSHES AND BROOMS . . . . . Tons	29	23	13	84	55	14,240	9,114	4,410	13,531	15,858
GRAIN, PULSE, AND FLOUR—										
Pulse . . . . . "	225	218	191	102	193	58,712	36,647	23,610	11,281	13,295
Rice, not in the husk . . . . . "	1,863	1,388	1,710	531	1,734	1,78,634	1,65,400	1,34,523	40,027	98,297
HIDES AND SKINS, RAW—										
Cuttings of Hides and Skins, Raw . . . . . "	108	48	..	..	..	17,217	6,900	..	..	..
LAC—										
Button . . . . . Cwts.	48	53	28	21	21	7,014	4,468	1,813	756	843
Shell . . . . . "	984	1,125	347	719	687	1,31,950	94,523	20,271	32,387	27,501
Total Lac . . . . . "	1,032	1,178	375	740	688	1,41,964	98,991	21,584	33,143	29,404
LEATHER—										
Unwrought . . . . . "	8	20	..	6	2	964	18,041	..	13,080	900
MANURES . . . . . Tons	1,250	770	160	..	..	1,37,500	84,700	9,600	..	..
METALS AND ORES—										
Brass, Bronze, and similar alloys, wrought . . . . . Cwts.	326	175	32	17	13	49,008	24,279	4,445	2,535	1,821
OILS—										
Vegetable, non-essential—Castor . . . . . Gals.	31,809	30,088	22,065	34,555	30,000	64,127	62,094	20,471	48,236	34,070
PARAFFIN WAX . . . . . Tons	65	296	26	..	45	29,575	1,44,200	11,130	..	18,900
PROVISIONS AND OILMAN'S STORES (including FISH, AND FRUITS AND VEGETABLES, CANNED OR BOTTLED) . . . . . Value	—	—	—	—	—	20,599	14,030	10,023	9,477	12,193

\* Prior to 1933-34 includes Nauru and Br. Samoa.

No. 13—continued  
NEW ZEALAND—continued.  
EXPORTS THERETO—continued

INDIAN MERCHANDISE—continued

ARTICLES	QUANTITY					VALUE				
	1929-30	1930-31	1931-32	1932-33	1933-34	1929-30	1930-31	1931-32	1932-33	1933-34
SEEDS . . . . . Tons	..	100	..	107	1	..	23,889	114	14,303	240
SPIRES . . . . . Cwts.	219	400	385	201	101	15,933	7,850	6,305	2,573	2,018
TEA— Black . . . . . Lbs.	340,339	357,060	1,014,072	1,145,806	2,407,309	2,11,999	2,36,971	5,44,670	5,75,604	13,21,580
TEXTILES— Cotton— Raw . . . . . Cwts.	..	44	..	..	..	..	30,819	..	..	..
Waste . . . . . "	404	431	309	572	557	13,420	12,900	6,000	12,050	11,200
Manufactures— Piece Goods . . . . . Yds.	64,600	10,600	21,900	2,400	19,732	41,600	7,849	11,058	440	11,251
Jute— Raw . . . . . Tons	47	26	40	20	7	16,211	8,745	8,915	5,020	1,095
Manufactures— Gunny bags . . . . . No.	10,948,700	11,592,350	6,137,823	6,240,309	8,773,150	54,66,669	44,48,557	20,78,984	24,24,722	28,42,069
.. cloth . . . . . Yards	3,828,754	3,321,281	2,985,421	2,926,110	4,427,215	9,33,582	5,56,847	4,02,949	4,17,452	6,20,539
Other kinds . . . . . Value	..	..	..	..	..	2,337	7,548	10,010	17,191	14,718
Total Jute manufactures (including twist and yarn) . . . . . "	..	..	..	..	..	64,02,583	50,12,952	24,91,978	28,63,365	34,77,320
Wool— Raw . . . . . Lbs.	11,825	..	..	..	..	18,792	..	..	..	..
Manufactures— Carpet and rugs . . . . . "	12,865	11,992	7,303	9,269	7,274	19,496	19,752	9,198	12,757	6,096
TOOLS AND REQUISITES FOR GAMES AND SPORTS (including FISHING TACKLE other than FIREARMS) . . . . . Value	..	..	..	..	..	25,415	20,316	13,403	18,281	31,773
POSTAL ARTICLES . . . . . "	..	..	..	..	..	1,40,952	1,53,313	87,636	90,613	73,567
ALL OTHER ARTICLES OF MERCHANDISE . . . . . "	..	..	..	..	..	47,550	47,297	80,883	80,061	63,394
GRAND TOTAL . . . . . "	..	..	..	..	..	77,63,998	63,02,168	34,97,679	38,48,565	52,91,686

FOREIGN MERCHANDISE

ARTICLES	QUANTITY					VALUE				
	1929-30	1930-31	1931-32	1932-33	1933-34	1929-30	1930-31	1931-32	1932-33	1933-34
ARTS, WORKS OF, other than PICTURES . . . . . Value	..	..	..	..	..	..	..	13,000	..	..
POSTAL ARTICLES . . . . . "	..	..	..	..	..	1,935	1,387	1,458	2,917	1,838
ALL OTHER ARTICLES OF MERCHANDISE . . . . . "	..	..	..	..	..	11,446	16,342	11,784	10,678	17,082
GRAND TOTAL . . . . . "	..	..	..	..	..	13,381	17,729	26,237	13,595	18,920
GRAND TOTAL OF INDIAN AND FOREIGN MERCHAN- DISE . . . . . "	..	..	..	..	..	77,77,379	63,19,897	35,23,916	38,62,160	53,13,606

FIJI ISLANDS  
IMPORTS THEREFROM

ARTICLES	QUANTITY					VALUE				
	1929-30	1930-31	1931-32	1932-33	1933-34	1929-30	1930-31	1931-32	1932-33	1933-34
POSTAL ARTICLES NOT SPECI- FIED . . . . . Value	..	..	..	..	..	1,136	467	138	48	82
ALL OTHER ARTICLES OF MERCHANDISE . . . . . "	..	..	..	..	..	2,266	1,529	15	1,150	2,880
GRAND TOTAL . . . . . "	..	..	..	..	..	3,396	1,997	151	1,198	2,971

EXPORTS THERETO

INDIAN MERCHANDISE

ARTICLES	QUANTITY					VALUE				
	1929-30	1930-31	1931-32	1932-33	1933-34	1929-30	1930-31	1931-32	1932-33	1933-34
APPAREL (including DRAP- ERY, UNIFORMS, AND ACCOUTREMENTS), BUT (excluding HOSIERY AND BOOTS AND SHOES) Value	..	..	..	..	..	10,775	3,256	2,580	2,313	975
COAL AND COKE— Coal . . . . . Tons	..	2,488	..	..	..	..	20,124	..	..	..
GRAIN, PULSE, AND FLOUR— Pulse . . . . . Tons	440	378	482	481	690	93,968	64,584	65,917	60,725	77,379
Rice, not in the husk . . . . . "	2	1,656	55	13	18	1,467	1,57,601	3,800	1,329	2,056
Other sorts . . . . . "	1	..	..	..	..	191	80	26	..	..
Total Grain, Pulse, and Flour . . . . . "	443	1,834	537	499	708	95,626	2,22,165	69,863	62,555	80,035
METALS AND ORES . . . . . "	205	3	4	5	5	56,625	5,158	8,024	8,799	8,827

No. 13—continued  
FIJI ISLANDS—continued  
EXPORTS THERETO—continued

## INDIAN MERCHANDISE—continued

ARTICLES	QUANTITY					VALUE				
	1929-30	1930-31	1931-32	1932-33	1933-34	1929-30	1930-31	1931-32	1932-33	1933-34
OILS -						R	R	R	R	R
Vegetable non-essential - Mustard or rape Gals.	43,008	43,112	40,436	62,760	50,557	1,21,054	96,071	84,883	1,00,009	59,637
Other kinds of oils "	1,661	2,558	812	1,388	869	4,472	6,581	659	2,030	1,103
Total Oils "	44,669	45,670	41,248	64,148	51,426	1,25,526	1,02,652	85,542	1,02,039	60,740
OIL CAKES . . . . Tons	67	184	..	..	..	10,700	18,450	..	..	..
PROVISIONS AND OILMAN'S STORES (including FISH, AND FRUITS AND VEGETABLES, CANNED OR BOTTLED) Value	—	—	—	—	—	23,664	15,499	14,930	39,393	21,729
SEEDS . . . . Tons	19	15	217	22	38	10,908	10,326	30,678	2,765	8,471
SPICES . . . . Cwts.	361	391	365	489	442	19,472	23,420	11,406	16,845	11,201
TALLOW AND STEARINE (in- cluding GREASE AND ANIMAL FAT) . . . "	2,185	1,870	1,314	1,612	1,843	95,200	59,596	38,850	38,667	36,137
TEA, BLACK . . . . lbs.	27,308	11,102	15,619	16,768	20,315	19,511	5,500	5,568	5,412	11,306
TEXTILES—										
Cotton—										
Manufactures—										
Piece goods . . . Yards	26,580	7,946	6,686	38,478	46,312	12,196	5,153	3,373	20,553	20,930
Jute—										
Manufactures—										
Gunny bags . . . No.	417,900	9,000	198,000	239,900	269,000	1,52,091	2,850	55,470	70,297	69,641
POSTAL ARTICLES . . Value	—	—	—	—	—	84,497	25,069	21,791	1,80,118	38,747
ALL OTHER ARTICLES OF MERCHANDISE . . . "	—	—	—	—	—	65,796	38,896	52,510	1,42,511	35,844
GRAND TOTAL "	—	—	—	—	—	7,32,787	5,64,712	4,00,591	6,07,867	4,04,673

## FOREIGN MERCHANDISE

ARTICLES	QUANTITY					VALUE				
	1929-30	1930-31	1931-32	1932-33	1933-34	1929-30	1930-31	1931-32	1932-33	1933-34
POSTAL ARTICLES . . . Value	—	—	—	—	—	111	273	2,749	1,517	1,600
ALL OTHER ARTICLES OF MERCHANDISE . . . "	—	—	—	—	—	16,833	17,511	11,600	17,685	5,704
GRAND TOTAL . . . "	—	—	—	—	—	16,944	17,784	14,349	19,202	7,304
GRAND TOTAL OF INDIAN AND FOREIGN MERCHANDISE . . . "	—	—	—	—	—	7,49,731	5,82,496	4,14,940	6,27,069	4,12,037

HAWAII  
IMPORTS THEREFROM

ARTICLES	QUANTITY					VALUE				
	1929-30	1930-31	1931-32	1932-33	1933-34	1929-30	1930-31	1931-32	1932-33	1933-34
POSTAL ARTICLES . . . Value	—	—	—	—	—	8	..	..	..	..
ALL OTHER ARTICLES OF MERCHANDISE . . . "	—	—	—	—	—	137	..	..	..	..
GRAND TOTAL "	—	—	—	—	—	145	..	..	..	..

HAWAII  
OTHER ISLANDS IN THE PACIFIC

( 574 )

No. 13--concluded

HAWAII--continued

EXPORTS THERETO

INDIAN MERCHANDISE

ARTICLES	QUANTITY					VALUE				
	1929-30	1930-31	1931-32	1932-33	1933-34	1929-30	1930-31	1931-32	1932-33	1933-34
MANURES . . . Tons	1,582	3,724	884	..	500	R 1,63,214	R 2,76,187	R 43,804	..	R 25,000
METALS AND ORES . . "	516	103	253	103	503	25,077	10,948	10,070	4,280	13,171
TEXTILES--										
Jute--										
Manufactures--										
Gunny bags . . No.	17,972,160	16,268,600	20,673,350	18,141,550	17,113,400	39,97,555	34,03,984	29,70,005	23,99,315	23,04,139
" cloth . . Yards	16,000	84,000	6,000	1,000	18,000	4,000	16,584	934	137	2,703
ALL OTHER ARTICLES OF MERCHANDISE . . Value	--	--	--	--	--	5,645	7,542	6,025	5,090	2,990
GRAND TOTAL . .	--	--	--	--	--	41,85,491	37,15,225	29,39,928	24,00,702	23,18,063

FOREIGN MERCHANDISE

ARTICLES	QUANTITY					VALUE				
	1929-30	1930-31	1931-32	1932-33	1933-34	1929-30	1930-31	1931-32	1932-33	1933-34
TOTAL VALUE . .	--	--	--	--	--	R --	R 2,451	R ..	R ..	R ..
GRAND TOTAL OF INDIAN AND FOREIGN MERCHANDISE . . Value	--	--	--	--	--	41,85,491	37,17,676	29,39,928	24,00,702	23,48,063

OTHER ISLANDS IN THE PACIFIC

IMPORTS THEREFROM

Nil.

EXPORTS THERETO

INDIAN MERCHANDISE

ARTICLES	QUANTITY					VALUE				
	1929-30	1930-31	1931-32	1932-33	1933-34	1929-30	1930-31	1931-32	1932-33	1933-34
TEXTILES--						R	R	R	R	R
Jute--										
Manufactures--										
Gunny bags . . No.	11,100	10,200	38,350	10,500	51,531	3,904	2,958	11,503	3,116	12,068
ALL OTHER ARTICLES OF MERCHANDISE . . Value	--	--	--	--	--	--	8,600	300	634	..
GRAND TOTAL . .	--	--	--	--	--	3,904	11,624	11,703	3,750	12,068

FOREIGN MERCHANDISE

Nil.

---

---

No. 14.

**Gross Amount of Customs Duty collected on Imports and Exports at each Port in each Province of British India, in each Official Year, from 1929-30 to 1933-34.**

---

---

DUTY COLLECTED AT EACH PORT ( 575 )

No. 14

GROSS AMOUNT of CUSTOMS DUTY collected on IMPORTS and EXPORTS at each PORT in each

PORTS	IMPORTS									
	SALT					OTHER ARTICLES				
	1929-30	1930-31	1931-32	1932-33	1933-34	1929-30	1930-31	1931-32	1932-33	1933-34
	R	R	R	R	R	R	R	R	R	R
<b>BENGAL—</b>										
Calcutta	1,61,44,904	1,87,32,096	2,41,77,086	2,66,68,522	2,28,25,409	13,51,97,848	11,56,06,552	10,35,22,718	11,07,59,243	9,13,57,268
Cuttacgong	19,83,160	19,28,427	17,26,122	22,30,602	18,08,337	19,65,404	16,04,798	16,22,004	13,69,566	12,68,542
Naralinganj	..	..	..	..	..	..	..	..	..	..
Chandpore	..	..	..	..	..	..	..	..	..	..
<b>TOTAL</b>	<b>1,81,23,124</b>	<b>2,06,60,523</b>	<b>2,59,03,208</b>	<b>2,89,08,124</b>	<b>2,46,33,746</b>	<b>13,71,63,252</b>	<b>11,72,11,350</b>	<b>10,51,44,782</b>	<b>11,21,29,809</b>	<b>9,25,60,810</b>
<b>BIHAR AND ORISSA—</b>										
Balesore	..	..	..	..	..	..	..	..	..	..
Chandell	..	..	..	..	..	..	..	..	..	..
Cuttack or False Point	..	..	..	..	..	..	..	..	..	..
Puri	..	..	..	..	..	..	..	..	..	..
<b>TOTAL</b>	<b>..</b>	<b>..</b>	<b>..</b>	<b>..</b>	<b>..</b>	<b>..</b>	<b>..</b>	<b>..</b>	<b>..</b>	<b>..</b>
<b>*BOMBAY—</b>										
Bombay	9,739	9,122	10,630	9,140	9,220	12,71,01,689	11,81,44,070	12,29,56,018	15,73,46,464	13,05,27,815
Bankot (Suwendurg)	..	..	..	..	..	14,620	15,352	18,898	19,827	10,472
Basra	..	..	..	..	..	94	3	270	9	8
Brach	..	..	..	..	..	77,998	1,14,040	90,291	84,705	20,713
Bulsar	..	..	..	..	..	6,458	7,323	17,246	8,056	2,368
Belapur	..	..	..	..	..	..	225	..	..	..
Bhandup	..	..	..	..	..	2,776	1,789	1,553	812	236
Dabhol	..	..	..	..	..	18,346	16,941	22,080	28,493	27,534
Daman Frontiers	..	..	..	..	..	2,309	1,712	2,414	2,886	2,854
Dhanduka	..	..	..	..	..	5,535	6,026	9,418	7,738	7,660
Dholera	..	..	..	..	..	..	..	..	..	..
Dahanu	..	..	..	..	..	1,951	655	835	1,259	578
Dodanurg	..	..	..	..	..	1,230	1,227	2,009	1,314	2,127
Gogha	..	..	..	..	..	9	..	..	17	15
Honavar	..	..	..	..	..	7,390	4,050	8,253	3,747	25,338
Jambusar	..	..	..	..	..	..	..	..	..	..
Jaitapur	..	..	..	..	..	2,275	1,769	2,544	3,147	796
Karauja	..	..	..	..	..	..	..	..	274	4
Karwar	..	..	..	..	..	1,816	2,205	5,231	1,717	13,541
Kalvan	..	..	..	..	..	27,452	3,125	19,523	3,573	4,040
Maroli	..	..	..	..	..	137	135	538	21	160
Northern Frontier	..	..	..	..	..	..	..	..	..	..
Raj	..	..	..	..	..	7	..	..	16	60
Ratnagiri	..	..	..	..	..	2,498	2,368	2,507	3,004	1,320
Rewdauda	..	..	..	..	..	..	101	299	122	9
Sanfatta	..	..	..	..	..	2,651	2,158	6,920	2,199	8,606
Shewa	..	..	..	..	..	..	..	..	..	..
Shiroda	..	..	..	..	..	..	..	..	2	412
Surat	..	..	..	..	..	2,369	2,449	6,498	3,642	2,063
Trounby	..	..	..	..	..	..	..	..	..	..
Uran	..	..	..	..	..	..	3	1	1	..
Veuguria	..	..	..	..	..	8,017	2,690	4,001	4,202	3,000
<b>TOTAL</b>	<b>9,739</b>	<b>9,122</b>	<b>10,630</b>	<b>9,140</b>	<b>9,220</b>	<b>12,72,77,946</b>	<b>11,83,33,616</b>	<b>12,31,77,502</b>	<b>15,74,78,147</b>	<b>13,06,77,845</b>
<b>SIND—</b>										
Karachi	3,020	2,972	3,787	3,811	3,559	5,73,62,247	5,96,80,399	5,39,99,566	6,07,10,192	4,70,35,792
Koti Bandar	..	..	..	..	..	38	32	26	81	129
Sirganda	..	..	..	..	..	186	216	77	38	93
Shah Bunder	..	..	..	..	..	..	..	..	37	71
Government account, Karachi	..	..	..	..	..	21,60,058	33,20,937	18,93,080	14,86,267	10,02,179
<b>TOTAL</b>	<b>3,020</b>	<b>2,972</b>	<b>3,787</b>	<b>3,811</b>	<b>3,559</b>	<b>5,95,22,474</b>	<b>6,30,01,494</b>	<b>5,58,92,749</b>	<b>6,21,96,615</b>	<b>4,80,38,174</b>
<b>MADRAS—</b>										
Madras	3,528	3,459	5,058	4,054	4,983	3,76,95,233	3,15,19,172	3,19,37,421	3,55,72,110	3,20,75,839
Adirampatnam	..	..	..	..	..	4,996	5,386	10,948	11,338	8,026
Ammapatnam	..	..	..	..	..	308	1,213	114	681	819
Bafagara	..	102	193	..	..	83,580	1,78,495	2,24,916	1,00,888	2,00,935
Balndur	..	..	..	..	..	..	..	..	..	..
Baruva	..	..	..	..	..	..	1	..	2	..

\* The ports in the Bombay Presidency, excepting the chief port, are really *talukas* composed of a number of sub-ports.

PROVINCE of BRITISH INDIA, in each Official Year, from 1929-30 to 1933-34

TOTAL IMPORTS					EXPORTS					PORTS
1929-30	1930-31	1931-32	1932-33	1933-34	1929-30	1930-31	1931-32	1932-33	1933-34	
R	R	R	R	R	R	R	R	R	R	
15,13,42,812	13,43,38,648	12,76,99,804	13,74,27,765	11,41,82,677	4,84,69,026	3,59,10,441	3,17,18,503	3,16,25,349	3,51,28,576	BENGAL—
39,48,664	35,33,225	38,48,186	36,09,168	30,71,879	8,58,407	3,99,781	7,87,223	4,23,068	9,71,084	Calcutta
..	..	..	..	..	..	..	..	..	..	Chittagong
..	..	..	..	..	..	..	..	..	..	Narainganj
..	..	..	..	..	..	..	..	..	..	Chandpore
15,62,91,376	13,78,71,373	13,10,47,990	14,10,36,933	11,72,54,556	4,93,27,433	3,63,10,222	3,25,05,726	3,20,48,412	3,60,99,660	TOTAL
..	..	..	..	..	..	..	..	..	..	BIHAR AND ORISSA—
..	..	..	..	..	..	..	..	..	..	Balasore
..	..	..	..	..	..	..	..	..	..	Chandball
..	..	..	..	..	..	..	..	..	..	Cuttack or Fake Point
..	..	..	..	..	471	1,310	190	..	..	Puri
..	..	..	..	..	471	1,310	190	..	..	TOTAL
12,71,11,428	11,81,54,092	12,20,66,643	15,78,55,604	13,95,37,044	6,60,150	4,84,538	5,41,293	3,44,720	4,52,610	* BOMBAY—
14,620	15,352	18,893	19,827	16,472	..	108	15	..	634	Bombay
94	3	270	9	3	..	311	1,173	682	..	Bankot (Suvendary)
77,998	1,14,040	90,291	34,705	29,713	..	..	..	..	..	Bassein
6,458	7,823	17,246	8,956	2,368	121	41	102	807	1,473	Broach
..	225	..	..	..	670	457	561	..	2,428	Bulsar
2,776	1,789	1,553	812	236	3,302	1,322	2,667	1,649	1,042	Belapur
13,846	16,941	22,080	28,493	27,534	..	..	..	6	250	Bhandup
2,209	1,712	2,414	2,866	2,854	..	2	..	..	..	Dabhol
6,535	6,626	9,418	7,738	7,560	..	..	..	..	..	Daman Frontiers
..	..	..	..	..	..	..	..	..	..	Dhanduka
1,051	655	835	1,260	578	..	..	..	..	..	Dholera
1,339	1,227	2,009	1,314	2,127	168	..	..	..	96	Dahane
9	..	..	17	15	..	..	..	..	..	Dodamur
7,290	4,050	8,253	3,747	25,338	52	20	14	102	..	Gogha
..	..	..	..	..	..	..	..	..	..	Honavar
2,275	1,769	3,544	3,147	790	..	..	..	..	2	Jambusar
..	..	..	274	4	12,137	10,539	12,084	10,425	9,891	Jaitapur
1,816	2,205	5,231	1,717	13,841	246	47	4	42	21	Karanja
27,482	3,125	10,523	3,573	4,040	193	67	..	..	..	Karwar
137	135	538	21	166	2	..	..	253	..	Malvan
..	..	..	..	..	..	..	..	..	..	Marolli
7	..	..	16	69	..	..	..	..	..	Northern Frontier
2,498	2,368	2,507	3,004	1,320	..	..	..	..	..	Rat
..	101	399	122	9	1,705	2,023	728	3,531	3,347	Ratnagiri
2,651	2,158	6,080	2,199	8,606	2,412	959	408	370	37	Rewdanda
..	..	..	..	..	..	..	..	..	..	Sankatta
..	..	..	2	412	..	..	..	..	..	Shevar
2,369	3,449	6,498	8,642	2,063	..	..	68	..	..	Shiroda
..	..	..	..	..	..	..	219	291	..	Surat
..	3	1	1	..	1,454	614	1,315	738	232	Trombay
3,017	2,890	4,001	4,202	3,006	75	2	4	86	569	Uran
12,72,87,695	11,83,42,738	12,31,88,132	15,74,87,287	13,96,87,074	6,82,687	5,01,098	5,60,655	3,63,202	4,72,632	Vengurla
..	..	..	..	..	..	..	..	..	..	TOTAL
5,73,65,267	5,06,83,281	5,40,03,353	6,07,13,503	4,70,39,261	10,21,788	7,27,940	5,66,617	4,05,824	4,69,148	SIND—
38	32	26	81	129	3,604	5,764	2,553	3,140	3,316	Karachi
136	216	77	38	93	15,950	11,789	7,479	5,391	4,136	Keti Bandar
..	..	..	37	71	..	..	3,818	6,828	2,697	Sirganda
21,60,058	33,20,937	18,93,080	14,86,267	10,02,179	10	1	..	..	..	Shah Bundor
5,95,25,494	6,30,04,463	5,58,96,536	6,21,99,926	4,30,41,733	10,41,412	7,45,494	5,80,767	4,21,183	4,70,297	Govt. Account; Karachi,
..	..	..	..	..	..	..	..	..	..	TOTAL
8,76,98,761	3,15,22,631	3,19,32,479	3,55,76,164	3,20,80,822	1,11,907	1,12,871	1,10,196	66,709	83,993	MADRAS—
4,996	5,380	10,943	11,338	8,626	25,250	14,016	11,384	17,368	27,755	Madras
305	1,213	114	681	819	..	..	..	..	..	Adirampatnam
83,586	1,78,597	2,25,109	1,00,838	2,06,985	..	..	..	..	..	Arampatnam
..	..	..	..	..	..	..	..	..	..	Badagara
..	..	..	..	..	..	..	..	..	..	Balodur
..	..	..	..	..	..	..	..	..	..	Baruva

\* The ports in the Bombay Presidency, excepting the chief port, are really *talukas* composed of a number of sub-ports.

(Continued on next page)



DUTY COLLECTED AT EACH PORT ( 577 )

No. 14—continued

GROSS amount of CUSTOMS duty COLLECTED on IMPORTS and EXPORTS at each PORT in each

PORTS	IMPORTS									
	SALT					OTHER ARTICLES				
	1929-30	1930-31	1931-32	1932-33	1933-34	1929-30	1930-31	1931-32	1932-33	1933-34
R	R	R	R	R	R	R	R	R	R	R
<b>MADRAS—continued</b>										
Bimlipatnam	..	..	..	..	..	396	540	2,355	1,239	322
Calicut	39	513	880	801	517	16,16,753	20,11,039	23,57,182	10,79,288	21,59,320
Calligapatnam	..	..	..	..	..	4	9	1	1	..
Cannanore	..	40	..	234	83	95,860	2,75,509	2,70,040	2,54,166	3,02,931
Cocanada	..	..	..	..	..	8,39,920	6,08,376	12,76,278	14,77,127	8,26,211
Cochin	7	23	32	70	95	32,38,044	36,08,463	42,25,678	50,03,563	50,19,524
Coondapoor	..	..	..	..	..	2,011	4,015	3,774	4,213	5,646
Cuddalore	..	..	..	..	..	2,18,484	1,54,497	3,63,133	5,22,210	5,10,889
Dévipatnam	..	..	..	..	..	10	..	15	..	..
Dhanushkodi	..	..	..	..	..	10,89,564	10,91,973	10,48,930	8,79,867	6,93,099
Gopalpur	..	..	..	..	..	550	2	..	1,091	7,801
Hangarkottai	..	..	..	..	..	1,712	721	1,746	1,307	990
Ipurapalem	..	..	..	..	..	7	10	86	15	..
Kallayi	..	..	..	..	..	..	..	..	..	..
Kasaragod	..	..	..	..	..	1	5	7	8	233
Káyalpatnam	..	..	..	..	..	894	1,146	1,831	2,367	990
Kilakarai	..	..	..	..	..	20	650	584	1,087	823
Kottapatnam	..	..	..	..	..	..	..	..	..	..
Kulasekharapatnam	..	..	..	..	..	5,739	5,410	8,395	8,169	4,677
Málope	..	..	..	..	..	3,372	2,825	9,199	4,696	5,085
Mangalore	529	3,456	3,054	1,535	5,301	1,31,774	1,43,228	1,55,817	1,73,472	2,37,019
Masulipatam	..	..	..	..	..	19,108	3,650	4,288	97,713	3,56,760
Motupet	..	..	..	..	..	..	..	..	..	..
Narasapur	..	..	..	..	..	..	..	..	..	..
Negapatam	..	..	..	..	..	2,09,969	1,89,380	2,75,011	2,86,356	3,40,330
Nisampatnam	..	..	..	..	..	2	..	4	10	..
Pamban	..	..	..	..	..	1	310	653	288	10
Point Calimere	..	..	..	..	..	..	253	..	..	..
Pondich	..	149	132	1,000	657	18,072	..	43,761	525	..
Porto Novo	..	..	..	..	..	1,98,287	1,21,860	2,34,996	2,53,799	1,07,522
Quilandy	..	..	..	..	..	..	..	1	..	..
Tellicherry	2	135	98	284	40	3,43,155	4,58,850	4,86,091	3,45,971	4,20,726
Tirumalavhesal	..	..	..	..	..	1,365	2,255	2,057	481	945
Tondi	..	..	..	..	..	985	322	2,433	1,756	708
Topputurai	..	..	..	..	..	190	430	144	291	408
Tranquebar	..	..	..	..	..	2	..	8	709	538
Tuticorin	32	21	31	59	87	29,57,245	28,35,720	41,90,772	48,91,486	30,80,631
Vadarem	..	..	..	..	..	..	..	..	..	..
Velanganni	..	..	..	..	..	346	252	87	211	92
Vizagapatam	..	..	..	..	..	70,221	11,686	16,928	50,654	2,35,004
<b>TOTAL</b>	<b>4,137</b>	<b>7,897</b>	<b>9,478</b>	<b>8,097</b>	<b>11,772</b>	<b>4,88,46,439</b>	<b>4,33,87,762</b>	<b>4,76,50,534</b>	<b>5,19,29,124</b>	<b>4,73,21,581</b>
<b>BURMA -</b>										
Rangoon	28,90,270	26,73,998	32,28,328	34,87,814	28,85,963	3,44,21,150	3,10,29,751	2,85,10,754	3,55,55,911	2,92,13,207
Akyab	10	10	14	43	27	1,08,030	94,868	94,595	97,192	75,195
Bassein	..	..	..	..	2	5,658	9,048	3,758	5,122	9,221
Bhamo	..	..	..	..	..	..	58	11	343	18,084
Kyaukpadaung	..	..	..	..	..	708	547	484	339	310
Mergui	..	..	..	..	..	96,330	62,306	54,150	51,938	50,737
Moulmein	..	1	..	1	3	75,568	1,00,107	1,44,876	1,36,594	1,02,509
Kyitkyina	..	..	..	..	..	..	..	..	5	..
Sandoway	..	..	..	..	..	..	6	494	80	110
Tavoy	..	..	16	..	..	74,901	52,559	49,291	40,272	44,723
Victoria Point	688	527	159	306	152	15,519	13,273	8,212	5,929	5,415
<b>TOTAL</b>	<b>28,90,958</b>	<b>26,74,526</b>	<b>32,28,512</b>	<b>34,88,164</b>	<b>28,86,147</b>	<b>3,47,98,354</b>	<b>3,18,08,108</b>	<b>2,83,61,025</b>	<b>3,58,93,716</b>	<b>2,95,19,516</b>
<b>GRAND TOTAL</b>	<b>2,10,36,983</b>	<b>2,38,55,050</b>	<b>2,91,65,615</b>	<b>3,24,16,836</b>	<b>2,70,04,453</b>	<b>40,76,08,465</b>	<b>37,32,97,390</b>	<b>63,07,27,192</b>	<b>41,96,26,411</b>	<b>35,71,17,926</b>





## No. 15—continued

GROSS amount of CUSTOMS duty COLLECTED on the PRINCIPAL and other articles of IMPORTED MERCHANDISE subject to duty, in each OFFICIAL year from 1929-30 to 1933-34—continued

ARTICLES	1929-30	1930-31	1931-32	1932-33	1933-34
<b>SCHEDULE II—IMPORT TARIFF—continued</b>					
<b>PART II.—continued</b>					
<i>Articles which are liable to non-protective duty at special rates—continued</i>					
<b>III.—Articles wholly or mainly manufactured—</b>					
<b>Apparel—</b>					
Boots and Shoes, not otherwise specified (i)	—	—	11,53,576	25,64,338	21,03,786
Uppers for boots and shoes unless entirely made of leather*	—	—	—	2,112	9,201
<b>Arms, Ammunition and Military Stores—</b>					
<b>Firearms and parts thereof—</b>					
Firearms, including gas and air-guns, gas and air rifles and gas and air pistols, not otherwise specified (l)	5,82,114	5,08,932	6,93,015	3,11,095	—
All other sorts of firearms and parts	1,484	2,763	2,323	1,318	505
<b>TOTAL OF FIREARMS AND PARTS (j)</b>					
	5,83,598	5,11,695	6,95,338	3,12,413	505
<b>Carriages and Carts—</b>					
Motor cycles, motor scooters and articles (other than rubber tyres and tubes) adapted for use as parts and accessories thereof (k)	95,01,007	72,30,965	63,19,748	47,08,383	1,28,484
<b>Chemicals, Drugs, and Medicines—</b>					
Heavy chemicals, namely, ammonia alum, potash alum and soda alum and magnesium sulphate or hydrated magnesium sulphate†	1,853	843	1,189	2,528	8,198
Opium and its alkaloids and their derivatives	—	—	—	—	6,346
<b>Machinery—</b>					
Cotton, Hair and Canvas Ply belting for machinery	2,39,257	1,68,094	1,32,534	1,75,768	1,46,570
Rubber insulated copper wires and cables, etc.	50,880	35,266	22,253	28,200	41,220
<b>Metals—</b>					
Silver bullion and coin not otherwise specified and silver sheets and plates which have undergone no process of manufacture subsequent to rolling	17,70,000	2,32,64,129	93,57,902	7,65,818	88,961
Silver Plate, silver thread and wire (including so called gold thread and wire mainly made of silver), silver manufactures, all sorts not otherwise specified‡	—	6,03,803	—	—	—
<b>Yarns and Textile Fabrics—</b>					
Artificial silk yarn and thread	7,41,760	6,62,759	11,40,530	17,14,269	15,70,206
Cotton hosiery, namely, undervests and socks and stockings‡	—	—	—	—	5,66,140
Cotton twist and yarn, and cotton sewing or darning thread	45,15,650	30,08,824	37,22,269	54,87,359	40,16,890
Artificial Silk Piecegoods other than fente of not more than nine yards in length*	—	—	—	4,00,916	68,22,645
<b>Cotton Piecegoods—</b>					
Grey (unbleached)	2,20,08,557	80,818	—	—	—
White (bleached)	1,69,15,116	64,364	—	—	—
Coloured, printed, or dyed	1,93,79,764	74,996	—	—	—
<b>TOTAL OF COTTON PIECEGOODS</b>					
	5,83,63,431	1,70,178**	—	—	—
Silk or artificial Silk mixtures	7,33,021	5,26,255	18,51,110	47,63,779	44,78,272
Yarn (excluding Cotton Yarn) such as is ordinarily used for the manufacture of belting for machinery	498	870	1,256	181	920
<b>Miscellaneous—</b>					
Glass globes and chimneys for lamps and lanterns†	—	—	—	—	20,002
Paints, colours and painter's materials, the following, namely, red lead, reduced dry, white lead, genuine, moist and reduced, dry or moist, zinc white, genuine, moist and zinc white, reduced, dry or moist‡	—	—	—	—	94,840
Soap household and laundry†	—	—	—	—	8,33,330
Printing type	10,202	9,055	7,179	9,393	8,803
Portland cement excluding white portland cement (i)	10,51,819	9,99,532	10,43,481	—	—
Printer's ink	48,511	81,570	40,480	55,973	65,362
<b>TOTAL OF III.—ARTICLES WHOLLY OR MAINLY MANUFACTURED</b>					
	7,76,06,551	3,72,24,438	2,54,95,345	2,09,81,529	2,05,30,725
<b>TOTAL OF PART II</b>					
	25,56,30,503	22,74,45,591	19,84,44,155	10,56,17,018	8,91,28,887
<b>PART III.</b>					
<i>Articles which are liable to duty at 2½ per cent ad valorem.</i>					
<b>I.—Food, Drink, and Tobacco—</b>					
<b>Provisions and Oilman's Stores—</b>					
Vinogar in casks	788	701	594	642	539
<b>TOTAL OF I.—FOOD, DRINK, AND TOBACCO</b>					
	788	701	594	642	539
<b>II.—Raw materials and produce and articles mainly unmanufactured—</b>					
<b>Wood and Timber—</b>					
Firewood	833	844	471	644	283
<b>III.—Articles wholly or mainly manufactured—</b>					
<b>Chemicals, Drugs, and Medicines—</b>					
Copperas, green	342	264	200	501	553
<b>Miscellaneous—</b>					
Aeroplanes, aeroplane parts, aeroplane engines and aeroplane engine parts, etc.	8,740	10,166	9,842	8,408	17,004
Printing material, namely, leads, brass rules, wooden and metal galleys, shooting sticks, and galley and metal furniture	1,371	1,952	1,089	1,325	1,263
Racks for withering tea-leaf	14	24	614	7	776
Fodder, bran and pollards	5,258	5,471	3,546	3,501	2,234
<b>TOTAL OF III.—ARTICLES WHOLLY OR MAINLY MANUFACTURED</b>					
	15,723	17,877	15,351	13,802	22,430
<b>TOTAL OF PART III</b>					
	17,893	19,422	16,416	15,088	23,252

\* Recorded separately from March, 1933.

† Includes figures for printing type.

‡ Recorded separately from January, 1934.

§ Transferred to Parts VI and VII.

\*\* Represents non-protective duty collected prior to 4th April, 1930. For complete figures, please see under Part VII.

(i) Shown separately under Part II from October, 1931. Figures for previous years are included in the head "Apparel, etc." in Part V.

(j) Inclusive of duty collected on firearms up to December, 1932.

(k) Inclusive of duty collected on Motor cars and parts thereof up to December, 1932.

(l) Transferred to Part IX since January, 1933.

GROSS amount of CUSTOMS duty COLLECTED on the PRINCIPAL and other articles of IMPORTED MERCHANDISE subject to duty, in each OFFICIAL year from 1929-30 to 1933-34—continued

ARTICLES	1929-30	1930-31	1931-32	1932-33	1933-34
	R	R	R	R	R
<b>SCHEDULE II—IMPORT TARIFF—continued</b>					
<b>PART IV.</b>					
<i>Articles which are liable to duty at 10 per cent ad valorem.</i>					
<b>II.—Raw materials and produce and articles mainly unmanufactured—</b>					
Metallic ores and scrap iron or steel for remanufacture—	6,445	10,764	9,376	9,059	5,486
Iron or steel, old					
<b>III.—Articles wholly or mainly manufactured—</b>					
Dyes derived from coal tar and coal tar derivatives used in any dyeing process (m)	—	—	11,04,967	17,23,698	28,64,406
Hardware, Implements and Instruments—					
Telegraphic instruments and apparatus, and parts thereof, imported by or under the orders of a Railway Administration	26,495	15,737	4,604	5,415	5,775
<b>MACHINERY.</b>					
MACHINERY, namely, primemovers, boilers, locomotive engines and tenders for the same, etc., also machines and sets of machines to be worked by electric, steam, water, fire, or other power, not being manual or animal labour, apparatus and appliances, not to be operated by manual or animal labour, which are designed for use in an industrial system, control gear, self-acting or otherwise, and transmission gear, etc., and bare harddrawn electrolytic copper wires and cables, etc. (m)	—	—	22,77,011	41,73,371	57,80,994
TEXTILE MACHINERY AND APPARATUS BY WHATEVER POWER OPERATED, NAMELY, REELS, REWINDING CORDS, ETC. (m)	—	—	10,50,455	21,39,346	21,10,875
PRINTING AND LITHOGRAPHIC MATERIAL (m)	—	—	77,814	1,26,080	1,76,059
COMPONENT PARTS OF MACHINERY (m)	—	—	18,74,412	48,93,748	52,01,915
<b>Metals, iron and steel (o)—</b>					
<b>Iron—</b>					
Alloys	17,208	33,574	43,530	..	..
Angle	2,415	659	324	..	..
Bar, rod, channel, including channel for carriages	61,137	42,349	41,680	..	..
Pig	17,320	25,131	2,971	..	..
Rice bowls	9,975	6,138	5,957	..	..
<b>Iron or Steel—</b>					
Anchors and cables	52,485	40,184	27,244	..	..
Hoops and Strips	5,57,803	4,52,098	3,96,244	..	..
Nails, rivets, washers, all sorts	7,24,739	6,03,350	5,50,352(m)	..	..
Pipes and tubes and fittings therefor, such as bonds, boots, elbows, tees, sockets, flanges and the like	11,71,388	11,17,958	10,85,938	..	..
Railway track material	46,299	81,701	60,008	..	..
Tramway track material	88,793	14,766	9,472	..	..
Expanded metal	60,193	50,140	53,137	..	..
Sheets and plates, all sorts, including discs and circles	49,487	34,420	40,948	..	..
Wire, barbed and stranded fencing	5,09,029	4,89,514	4,23,935	..	..
Iron or Steel designed for the reinforcing of concrete, not otherwise specified	16,960	29,201	18,283	..	..
<b>Steel—</b>					
Angle	4,884	4,085	1,095	..	..
Alloy, crucible, shear, blister, and tub-steel	20,584	19,115	10,637	..	..
Bar, rod, and channel, including channel for carriages	9,41,681	4,44,743	5,25,095	..	..
Ingots, blooms, billets and slabs	77,955	21,010	18,432	..	..
Steel (other than bars) made for springs and cutting tools by any process	4,019	6,858	2,750	..	..
<b>TOTAL OF IRON AND STEEL</b>	<b>43,84,254</b>	<b>35,16,944</b>	<b>33,31,832</b>	<b>..</b>	<b>..</b>
<b>Railway plant and rolling-stock—</b>					
Railway materials for permanent-way and rolling-stock, namely, sleepers and fastenings therefor; bearing plates, fish bolts and nuts, chairs, interlocking apparatus, brake-gear, shunting skids, couplings and springs, signals, turn-tables, weigh-bridges, carriages, wagons, traversers, rail removers, scooters, trolleys, trucks and component parts thereof; switches, crossings and the like materials made of alloy steel; also cranes and water tanks, when imported by, or under the orders of, a railway company	18,07,030	14,53,351	8,98,017	5,51,792	6,00,192
Component parts of railway materials, namely, such parts only as are essential for the working of railways and have been given for that purpose some special shape or quality which would not be essential for their use for any other purpose	2,52,847	1,73,573	1,87,041	1,60,263	2,72,066
<b>Miscellaneous —</b>					
Ships and other vessels for inland and harbour navigation, including steamers, launches, boats and barges, imported entire or in sections	14,895	42,778	1,00,193	67,446	68,220
<b>TOTAL OF III.—ARTICLES WHOLLY OR MAINLY MANUFACTURED</b>	<b>64,85,520</b>	<b>52,02,878</b>	<b>1,09,06,436</b>	<b>1,38,42,051</b>	<b>1,66,47,540</b>
<b>TOTAL OF PART IV</b>	<b>64,91,975</b>	<b>52,18,142</b>	<b>1,09,15,812</b>	<b>1,38,52,009</b>	<b>1,66,53,026</b>
<b>PART V.</b>					
<i>Articles which are liable to duty at 16 per cent ad valorem.</i>					
<b>I.—Food, Drink, and Tobacco—</b>					
<b>Fish —</b>					
Fish excluding salted fish	50,476	46,254	47,517	33,324	29,062
Fish oils, including signally and squalle, and sharkliver	10,526	6,988	22,562	10,237	6,721
<b>TOTAL OF FISH (p)</b>	<b>61,002</b>	<b>53,242</b>	<b>70,079</b>	<b>43,561</b>	<b>35,783</b>

(m) Dutiable from 30th September, 1931.

(n) Excluding figures for rivets.

(o) Transferred to Part IX since January, 1933.

(p) Inclusive of duty collected on fish, unsalted, dry, up to December, 1932.

## No. 15—continued

GROSS amount of CUSTOMS duty COLLECTED on the PRINCIPAL and other articles of IMPORTE<sup>d</sup> MER-  
CHANDISE subject to duty, in each OFFICIAL year from 1929-30 to 1933-34—continued

ARTICLES	1929-30	1930-31	1931-32	1932-33	1933-34
<b>SCHEDULE II—IMPORT TARIFF—continued</b>					
<b>PART V—continued</b>					
<i>Articles which are liable to duty at 15 per cent ad valorem—continued</i>					
<b>I.—Food, Drink, and Tobacco—continued</b>					
<b>Fruits and Vegetables—</b>					
Fruits and vegetables, all sorts, fresh, dried, salted, or preserved (g) . . . . .	27,20,063	24,60,371	36,07,098	..	..
<b>Grain, Pulse and Flour—</b>					
Flour, excluding sago flour . . . . .	47,056	40,424	62,945	63,355	48,014
<b>Provisions and Oilman's Stores—</b>					
Provisions and oilman's stores and groceries, all sorts, not otherwise specified (r) . . . . .	84,70,013	72,89,332	74,76,229	63,27,025	33,60,532
<b>Spices—</b>					
Spices, all sorts (s) . . . . .	46,46,680	40,99,220	—	..	..
Tea (t) . . . . .	12,52,485	7,37,526	11,48,926	..	..
<b>Other food and drink—</b>					
Coffee (u) . . . . .	4,05,830	3,27,373	28,692	..	..
All other sorts of food and drink not otherwise specified . . . . .	27,442	13,110	84,127	60,666	17,750
<b>TOTAL OF I.—FOOD, DRINK, AND TOBACCO</b>	<b>1,76,30,571</b>	<b>1,50,70,498</b>	<b>1,24,78,006</b>	<b>64,94,607</b>	<b>34,03,579</b>
<b>II.—Raw materials and produce and articles mainly unmanufactured—</b>					
<b>Gums, Resins and Lac, all sorts, not otherwise specified (v)—</b>					
Gambier . . . . .	1,40,008	1,17,559	1,61,161	1,45,594	..
Arabic . . . . .	42,075	34,279	24,434	20,436	..
Benjamin . . . . .	1,40,804	1,40,194	2,18,969	2,08,141	..
Resin . . . . .	41,013	40,104	37,484	22,845	..
All other sorts of gums, gum-resins, and articles made of gum or gum-resin . . . . .	1,87,416	1,13,790	1,30,771	1,56,703	1,27,516
<b>TOTAL OF GUMS, ETC.</b>	<b>5,51,316</b>	<b>4,45,926</b>	<b>5,67,819</b>	<b>5,48,719</b>	<b>1,27,516</b>
<b>Oils—</b>					
<b>All sorts of animal, natural, essential and mineral oils, not otherwise specified (w)—</b>					
Coconut oil† . . . . .	5,48,338	3,61,815	11,61,369	19,14,790	..
All other sorts . . . . .	10,89,777	8,04,950	8,38,541	11,24,546	6,70,826
<b>TOTAL OF OILS</b>	<b>16,38,115</b>	<b>11,66,765</b>	<b>20,19,910</b>	<b>30,39,336</b>	<b>6,70,826</b>
<b>Seeds—</b>					
Seeds, all sorts, excluding oilseeds, imported into British India by sea from the territories of any Native Prince or Chief in India (v) . . . . .	2,18,063	1,01,131	1,64,562	1,21,398	90,817
<b>Tallow, Stearine, and Wax—</b>					
All sorts of stearine, wax, grease and animal fat, not otherwise specified . . . . .	2,30,193	2,15,989	2,15,707	2,00,531	3,82,694
<b>Textile Materials—</b>					
Silk waste, and raw silk, including cocoons . . . . .	17,16,607	15,80,730	15,92,197	28,14,747	17,80,520
Raw, flax, hemp, jute and all other unmanufactured textile materials not otherwise specified (w) . . . . .	1,27,215	1,24,413	1,84,440	3,05,791	1,42,047
<b>TOTAL OF TEXTILE MATERIALS</b>	<b>18,43,822</b>	<b>16,55,143</b>	<b>17,76,637</b>	<b>31,20,538</b>	<b>10,31,567</b>

† Transferred to Part IX and included in "Vegetable non-essential oils."

‡ Excludes silk waste and cocoons.

(g) Transferred to part VIII since January 1933.

(†r) Inclusive, up to December 1932, of duty collected on cocoa and chocolate, fruit juices, milk, condensed or preserved, sago and tapioca and canned or bottled coffee, fish, fruits and vegetables.

(s) Transferred to part IX since January 1933.

(t) Inclusive of duty collected on Gums, Arabic, Benjamin, dammar and resin up to December 1932. Figures for Arabic, Benjamin and Resin for 1933-34 included in Gums, Arabic, etc., in Part VIII.

(u) Inclusive, up to December 1932 of duty collected on vegetable non-essential oils and certain kinds of essential oils.

(v) Inclusive, up to December 1932 of duty collected on oil-seeds non-essential.

(w) Inclusive of duty collected on sisal, sisal and coir fibre up to December 1932.



No. 15—continued

GROSS amount of CUSTOMS duty COLLECTED on the PRINCIPAL and other articles of IMPORTED MERCHANDISE subject to duty, in each OFFICIAL year from 1929-30 to 1933-34—continued

ARTICLES	1929-30	1930-31	1931-32	1932-33	1933-34
	R	R	R	R	R
<b>SCHEDULE II—IMPORT TARIFF—continued</b>					
<b>PART V—continued</b>					
<i>Articles which are liable to duty at 15 per cent ad valorem—continued</i>					
<b>III.—Articles wholly or mainly manufactured—continued</b>					
<b>Dyes, and Colours—contd.</b>					
Vermilion, Canton . . . . .	26,246	21,665	10,086	18,459	..
All other sorts of dyes and colours . . . . .	25,19,889	17,56,823	25,27,842	20,76,140	3,53,908
<b>TOTAL OF DYES, AND COLOURS (c)</b> . . . . .	<b>26,10,769</b>	<b>18,36,218</b>	<b>24,09,817</b>	<b>21,52,423</b>	<b>4,08,354</b>
The following Paints, Colours and Painters' Materials, namely, barytes, reduced dry, red lead and white lead, reduced dry, Zinc white, and moist zinc white, turpentine, turpentine substitute, etc. †	—	—	—	91,732	4,32,349
<b>Furniture, Cabinetware and Manufactures of Wood—</b>					
Furniture, cabinetware and all other manufactures of wood not otherwise specified (d) . . . . .	19,25,281	14,35,284	15,77,552	..	..
<b>Glassware and Earthenware—</b>					
Glass and Glassware, lacquered ware, all sorts, except glass bangles, beads and false pearls (e) . . . . .	32,41,046	22,85,593	26,10,651	31,62,740	19,45,358
Earthenware pipes and sanitary ware (f) . . . . .	—	—	—	32,992	1,42,268
<b>Hides and Skins and leather—</b>					
Hides and skins not otherwise specified, and the following leather manufactures, namely—harness, saddlery, trunks and bags (g) . . . . .	5,29,653	3,81,757	4,63,600	6,37,373	65,202
<b>Machinery—</b>					
Machinery and component parts thereof, meaning machines or parts of machines to be worked by manual or animal labour (d) . . . . .	15,58,765	18,00,466	14,71,003	..	..
<b>Metals—Iron and Steel—(d)</b>					
All sorts of Iron and Steel, and manufactures thereof, not otherwise specified—					
Cans, tinned . . . . .	89,432	2,19,493	1,85,225	..	..
All other sorts, including wire netting . . . . .	3,40,246	4,87,564	4,22,902	..	..
<b>TOTAL OF IRON AND STEEL</b> . . . . .	<b>4,29,677</b>	<b>7,07,057</b>	<b>6,08,217</b>	<b>..</b>	<b>..</b>
<b>Metals, other than Iron and Steel—</b>					
All sorts of metals, other than Iron and Steel, and manufactures thereof, not otherwise specified—					
Brass, patent or yellow metal, sheathing, sheets, brualers, plates, etc., . . . . .	20,83,897	18,04,066	17,42,737	21,89,984	18,240
„ all other sorts . . . . .	16,385	26,318	50,086	..	..
<b>TOTAL OF BRASS</b> . . . . .	<b>21,00,282</b>	<b>18,30,384</b>	<b>17,92,773</b>	<b>21,89,984</b>	<b>18,240</b>
Copper, braziers, sheets, plates and sheathing . . . . .	8,11,885	13,20,730	14,93,861	22,40,856	..
„ pigs, tiles, ingots, cakes bricks, and slabs . . . . .	1,04,268	1,05,850	22,268	42,028	‡ 87,404
„ all other sorts . . . . .	56,514	1,13,041	1,02,638	44,198	§ 17,597
<b>TOTAL OF COPPER</b> . . . . .	<b>9,72,667</b>	<b>15,39,621</b>	<b>16,18,767</b>	<b>23,27,083</b>	<b>1,05,001</b>
Lead, pig . . . . .	11,275	17,469	15,365	14,038	7,361
Quicksilver . . . . .	1,14,657	1,07,086	2,02,438	2,03,036	2,22,700

† Recorded separately since January 1933.

(c) Inclusive up to December 1932 of duty collected on paints and colours and painters' materials.

(d) Transferred to part VIII since January 1933.

(e) Inclusive up to December 1932 of duty collected on " earthenware, china and porcelain".

(f) Recorded separately since January 1933.

(g) Inclusive up to December 1932 of duty collected on skins, unwrought leather and leather cloth and manufactures of leather not otherwise specified.



GROSS amount of CUSTOMS duty COLLECTED on the PRINCIPAL and other articles of IMPORTED MERCHANDISE subject to duty, in each OFFICIAL year from 1929-30 to 1933-34—continued

ARTICLES	1929-30	1930-31	1931-32	1932-33	1933-34
<b>SCHEDULE II—IMPORT TARIFF—continued</b>					
<b>PART V—concluded</b>					
<i>Articles which are liable to duty at 15 per cent ad valorem—continued</i>					
<b>III.—Articles wholly or mainly manufactured—concluded</b>					
<i>Metal, other than Iron and Steel—continued</i>					
<i>All other sorts of metals</i>					
	R	R	R	R	R
	43,02,197	31,13,180	25,87,709	28,35,450	4,40,870
<b>TOTAL OF METALS, OTHER THAN IRON AND STEEL(h)</b>					
	76,01,098	66,07,740	62,17,052	76,59,000	8,00,172
<b>Paper, Pasteboard and Stationery—</b>					
<i>Paper and articles made of paper and paper maché, pasteboard, millboard and cardboard, all sorts, and stationery, including ruled or printed forms and account and manuscript books, labels, advertising circulars, sheet or card almanacs and calendars, Christmas, Easter, and other cards, including cards in booklet form, including also wastepaper and old newspapers for packing, but excluding trade catalogues and advertising circulars imported by packet, book, or parcel post †</i>					
<i>Printing paper, all sorts not otherwise specified which contain mechanical wood pulp amounting to not less than 70 per cent of the fibre content and straw board, all sorts</i>					
	59,87,945	48,22,538	61,90,331	—	..
<b>Yarns and textile fabrics—</b>					
<i>Cotton thread, other than sewing and darning thread, and all other manufactured cotton goods not otherwise specified</i>					
	6,20,538	4,12,143	8,89,061	16,94,428	13,50,382
<i>Flax, twist and yarn, and manufactures of flax</i>					
	4,66,528	3,22,236	3,57,955	3,88,627	3,93,440
<i>Haberdashery and millinery ‡</i>					
	17,14,160	13,02,255	12,03,965	—	..
<i>Towels not in the piece (i)</i>					
	..	..	..	49,810	2,44,778
<i>Hemp manufactures</i>					
	48,094	26,361	65,697	71,479	21,717
<i>Hosiery, excluding articles made of silk or artificial silk</i>					
	24,69,184	14,51,875	12,47,234	17,95,221	15,00,724
<i>Jute twist and yarn, and jute manufactures, excluding second hand or used gunny bags</i>					
	85,120	60,679	48,893	44,949	35,043
<i>Silk yarn, noils and warps and silk thread</i>					
	10,93,656	8,07,105	11,42,089	21,65,196	12,02,614
<i>Woolen blankets and rugs, other than floor rugs (j)</i>					
	52,43,644	26,77,184	26,93,952	51,37,343	9,75,032
<i>All other sorts of yarn and textile fabrics not otherwise specified</i>					
	41,77,207	26,23,865	31,35,702	15,865	2,03,694
<i>Silk or artificial silk goods required for medical purposes</i>					
	157	70	241	184	2,591
<b>Miscellaneous—</b>					
<i>Art, works of</i>					
	20,383	21,772	37,084	40,653	16,717
<i>Bangles, celluloid</i>					
	1,15,375	—	—	—	..
<i>Brushes and brooms †</i>					
	2,01,201	1,48,847	1,81,781	—	..
<i>Building and Engineering materials, including asphalt, bricks, cement-chalk and lime, clay, pipes of earthenware, tiles, and all other sorts of building and engineering materials not otherwise specified ‡</i>					
	13,68,361	11,35,017	12,40,346	—	..
<i>Building and Engineering materials namely bricks, chalk, lime and clay (k)</i>					
	..	..	..	12,025	69,870
<i>Candles</i>					
	38,576	19,628	24,683	23,166	9,512
<i>Cinematograph films not exposed §</i>					
	5,17,695**	6,03,984**	2,34,009	—	..
<i>Cordage and rope and twine of vegetable fibre †</i>					
	2,07,032	1,56,642	1,54,958	—	..
<i>Coir yarn †</i>					
	3,836	1,215	2,596	—	..
<i>Fireworks specially prepared as danger or distress lights for use of ships</i>					
	3,689	4,410	5,011	3,583	4,081
<i>Furniture, tackle and apparel, not otherwise described, for steam, sailing, rowing, and other vessels.</i>					
	22,801	10,432	3,278	4,901	2,635
<i>Mats and matting not otherwise specified</i>					
	85,384	84,254	93,444	1,13,985	1,22,591
<i>Newspaper, old, in bales and bags (l)</i>					
	..	..	..	2,60,970	9,26,217
<i>Oilcakes</i>					
	792	415	5,313	618	158
<i>Oil-cloth and floor-cloth †</i>					
	2,44,917	1,58,576	1,90,142	—	..
<i>Packing-Engine and Boiler—all sorts, excluding packing forming a component part of any article included in machinery and railway materials ‡</i>					
	1,27,713	1,10,623	1,04,518	—	..
<i>Perfumery, excluding perfumed spirits</i>					
	64,186	53,080	74,577	91,589	59,567
<i>Pitch and tar</i>					
	1,28,720	1,10,077	1,73,398	1,79,093	1,28,576
<i>Polishes and compositions</i>					
	4,09,041	3,37,534	4,62,779	5,07,896	5,52,586
<i>Slate pencils (l)</i>					
	..	..	..	18,678	25,288
<i>Rubber tyres and tubes and other manufactures of rubber, not otherwise specified †</i>					
	8,72,468	7,23,695	11,40,655	—	..
<i>Pneumatic rubber tyres and tubes †</i>					
	37,29,152	30,82,214	34,12,037	—	..
<i>Soap (m)</i>					
	24,82,711	16,89,885	19,52,939	18,88,777	8,34,085
<i>Straw board, all sorts (l)</i>					
	..	..	..	64,475	—
<i>Stone and marble, and articles made of stone and marble</i>					
	67,449	55,599	86,656	1,61,634	2,06,926
<i>Toilet requisites, not otherwise specified †</i>					
	11,29,423	8,32,994	10,56,683	—	..
<i>Tea chests and parts and fittings thereof</i>					
	..	..	..	..	12,69,153
<i>All other articles, wholly or mainly manufactured not otherwise specified</i>					
	17,10,783	13,32,398	14,29,470	23,34,458	23,02,804
<b>TOTAL OF MISCELLANEOUS</b>					
	1,35,60,638	1,05,73,691	1,20,66,257	57,06,496	65,19,616
<b>TOTAL OF III.—ARTICLES WHOLLY OR MAINLY MANUFACTURED</b>					
	8,42,18,857	6,45,33,280	7,09,67,046	4,13,84,801	2,07,77,070
<b>IV.—Miscellaneous and unclassified—</b>					
<i>Coral</i>					
	2,818	1,855	1,629	878	730
<i>Umbrellas, including parasols and sunshades, and fittings therefor †</i>					
	6,51,162	4,83,004	6,06,296	—	..
<i>All other articles not otherwise specified, including articles imported by post</i>					
	63,51,857†	55,85,855†	62,84,009†	62,73,022†	65,65,915†
<b>TOTAL OF IV.—MISCELLANEOUS AND UNCLASSIFIED</b>					
	70,05,837	60,70,714	68,92,883	62,74,500	66,66,645
<b>TOTAL OF PART V</b>					
	11,02,18,950	9,14,47,807	9,74,25,646	6,39,14,605	3,63,90,375

\* Figures for previous years included in "Paper, etc."  
 \*\* Inclusive of duty collected on cinematograph films, exposed.  
 † Exclusive of duty collected on (i) jewellery, (ii) precious stones, (iii) gold and silver thread, (iv) cigarettes and (v) cinematograph films imported by post.  
 ‡ Transferred to part VIII since January 1933.  
 § Transferred to part IX since January 1933.  
 (A) Inclusive up to December 1932 of duty collected on "metals other than iron and steel" dutiable under part VIII since January 1933.  
 (i) Figures prior to January 1933 included in "Haberdashery, etc." in part VIII.  
 (j) Inclusive up to December 1932 of duty collected on woollen yarn and other manufactures of wool assessable since January 1933 under parts VIII and IX.  
 (k) Figures for April to December 1932 included under Building and Engineering materials in part VIII.  
 (l) Figures for April to December 1932 included under "Paper, pasteboard and stationery" in part VIII.  
 (m) Exclusive of duty collected on "Toilet soap" transferred since January 1933 to part IX.

No. 15—continued

GROSS amount of CUSTOMS duty COLLECTED on the PRINCIPAL and other articles of IMPORTED MERCHANDISE subject to duty, in each OFFICIAL year from 1929-30 to 1933-34—continued

ARTICLES	1929-30	1930-31	1931-32	1932-33	1933-34
<b>SCHEDULE II—IMPORT TARIFF—continued</b>					
<b>PART VI.</b>					
<i>Articles which are liable to duty at 30 per cent ad valorem.</i>					
<b>I.—Food, Drink, and Tobacco—</b>					
Confectionery*	7,81,731	6,57,185	8,24,872	—	—
The following Spices, when not unground, namely—					
Cardamoms, cassia, cinnamon, cloves, nutmegs and pepper (n)	—	—	21,27,123	12,58,591	26,485
<b>III.—Articles wholly or mainly manufactured—</b>					
<b>Arms, ammunition and Military Stores—</b>					
Gunpowder for cannons, rifles, guns, pistols and sporting purposes	39,369	27,388	41,080	34,619	36,252
All other sorts of arms, (o) etc.	5,20,802	4,45,481	5,28,104	4,17,876	62,443
<b>Chemicals, drugs and medicines—</b>					
Camphor (p)	—	—	6,36,185	11,11,863	11,14,904
<b>Cutlery, Hardware, Implements and Instruments—</b>					
Clocks and watches and parts thereof	7,23,896	5,14,759	4,86,583	6,38,308	8,01,952
Electric Bulbs*	—	—	7,41,427	—	—
Article plated with gold and silver excluding cutlery and surgical instruments (r)	5,00,714	2,25,329	2,68,503	2,36,888	1,71,849
Musical Instruments and parts thereof*	10,47,872	7,75,886	10,00,598	—	—
Organs and Harmoniums complete and records for talking machines (r)	—	—	—	38,702	1,31,196
<b>Glassware and Earthenware—</b>					
Glass bangles and beads and false pearls	32,48,993	—	—	—	—
<b>Metals—</b>					
Gold plate, gold leaf and gold manufactures all sorts not otherwise specified	41,084	44,965	37,467	57,472	31,417
Silver plate, and silver manufactures all sorts not otherwise specified	5,86,641	— †	1,28,334	1,36,791	1,23,916
<b>Yarn and Textile Fabrics—</b>					
Manufactures of silk or artificial silk not otherwise specified	76,00,394	50,15,587	1,09,45,173	2,51,23,264	1,28,18,424
<b>Miscellaneous—</b>					
Bangles, beads and false pearls	—	20,27,895	19,88,918	27,92,544	23,40,666
Cinematograph films, exposed	—	—	5,29,165	6,76,192	9,16,571
Fire-works	4,86,786	2,32,394	1,86,356	3,99,115	4,02,881
Ivory, manufactured, not otherwise specified	7,980	7,389	6,345	6,208	4,967
Jewellery and jewels	3,09,079 ‡	1,84,321 ‡	1,35,799 ‡	5,64,272 ‡	1,14,806 ‡
Prints, engravings and pictures, etc.	1,41,008	77,658	1,60,635	1,03,200	1,05,933
Smokers' requisites excluding tobacco and matches*	1,87,119	1,15,285	1,00,233	—	—
Toys, games, playing cards and requisites for games and sports including bird shot*	19,05,313	14,80,770	16,02,354	—	—
<b>IV.—Miscellaneous and unclassified—</b>					
Betelnuts*	—	—	59,39,541	—	—
<b>TOTAL OF III—ARTICLES WHOLLY OR MAINLY MANUFACTURED</b>	<b>1,76,47,848</b>	<b>1,11,65,085</b>	<b>2,55,16,261</b>	<b>8,23,47,005</b>	<b>1,91,78,157</b>
<b>TOTAL OF PART VI</b>	<b>1,84,29,079</b>	<b>1,13,22,250</b>	<b>2,84,68,278</b>	<b>8,36,06,496</b>	<b>1,92,04,642</b>
<b>PART VII.</b>					
<i>Articles which are liable to protective duty at special rates.</i>					
<b>III.—Articles wholly or mainly manufactured—</b>					
<b>CHEMICALS, DRUGS AND MEDICINES—</b>					
Heavy chemicals, the following namely:—					
Magnesium chloride**	—	—	2,86,733	4,48,220	17,537
<b>Metals, Iron and steel—</b>					
<b>CONVEYANCES—</b>					
Coal tubs, tipping wagons and the like conveyances designed for use on light rail track, if adapted to be worked by manual or animal labour and if made mainly of iron or steel; and component parts thereof made of iron or steel—					
(a) if of British manufacture	24,037	18,604	16,210	11,717	10,136
(b) if not of British manufacture	50,355	23,945	19,205	6,507	17,243

\* Transferred to part IX since January, 1933.

† Inclusive of duty collected on jewellery imported by post.

‡ Transferred to "non-protective special duties".

\*\* Liable to protective duties under the Heavy Chemical Industries (Protection) Act, 1931, with effect from 1st October, 1931, protection except in the case of magnesium chloride having ceased after 31st March, 1933.

(n) Inclusive, up to December, 1932 of duty collected on the same varieties of spices unground.

(o) Inclusive up to December, 1932 of duty collected on cartridge cases, filled and empty.

(p) Dutiable at 30 per cent, ad valorem with effect from 30th September, 1931. Figures for previous years are included in the head "chemicals, drugs and medicines" under duty at 15 per cent.

(q) Inclusive up to December, 1932 of duty collected on cutlery plated with gold and silver.

(r) Figures for April to December, 1932 included under musical instruments in part IX.

GROSS amount of CUSTOMS duty COLLECTED on the PRINCIPAL and other articles of IMPORTED MERCHANDISE subject to duty, in each OFFICIAL year from 1929-30 to 1933-34—continued

ARTICLES	1929-30	1930-31	1931-32	1932-33	1933-34
	R	R	R	R	R
<b>SCHEDULE II—IMPORT TARIFF—continued</b>					
<b>PART VII—continued</b>					
<i>Articles which are liable to protective duty at special rates—continued</i>					
<b>III.—Articles wholly or mainly manufactured—continued</b>					
<b>METALS—IRON AND STEEL.</b>					
<b>IRON angle, channel and tee—</b>					
<b>(a) fabricated, all qualities—</b>					
(i) of British manufacture . . . . .	4,141	16,203	2,366	24	836
(ii) not of British manufacture . . . . .	878	876	949	769	260
<b>(b) not fabricated, kinds other than galvanized, tinned or lead-coated and other than Crown or superior qualities—</b>					
(i) of British manufacture . . . . .	2,112	564	1,337	632	7,449
(ii) not of British manufacture . . . . .	1,304	2,049	899	1,084	1,148
<b>IRON, COMMON BAR not galvanized, tinned or lead-coated if not of any shape and dimension specified in clause (a) or clause (c) of No. 62—</b>					
(i) of British manufacture . . . . .	12,607	662	783	115	571
(ii) not of British manufacture . . . . .	75,374	62,136	12,769	7,905	5,509
<b>BOLTS AND NUTS, including hook bolts and nuts for roofing . . . . .</b>	4,89,057	3,93,452*	3,83,009	3,07,152	4,34,020
<b>IRON OR STEEL RIVETS . . . . .</b>	—	—	1,57,874	2,01,649	2,43,171
<b>IRON OR STEEL PIPES and tubes and fittings therefor, if riveted or otherwise built up of plates or sheets—</b>					
<b>(a) galvanized . . . . .</b>					
	4,891	9,343	568	253	729
<b>(b) not galvanized—</b>					
<b>(i) not under ½-inch thick—</b>					
of British manufacture . . . . .	8,978	16,186	1,508	459	36,044
not of British manufacture . . . . .	729	2,37,104	269	2	4,208
<b>(ii) under ½-inch thick—</b>					
of British manufacture . . . . .	8,494	2,900	—	440	..
not of British manufacture . . . . .	5,504	2,130	—	..	1,260
<b>IRON OR STEEL plates or sheets (including cuttings, discs and circles) not under ½-inch thick and not of cast iron—</b>					
<b>(a) fabricated, all qualities—</b>					
(i) of British manufacture . . . . .	13,702	35,800	5,754	5,188	4,706
(ii) not of British manufacture . . . . .	22,267	5,812	2,616	5,835	3,169
<b>(b) not fabricated, chequered and ship, tank, bridge and common qualities—</b>					
(i) of British manufacture . . . . .	4,57,086	2,01,560	1,03,050	1,03,302	1,43,791
(ii) not of British manufacture . . . . .	5,05,317	4,17,611	1,03,448	1,46,767	1,00,391

\* Includes Rs. 18,112 realised on iron or steel rivets during March, 1931.

No. 15—continued

GROSS amount of CUSTOMS duty COLLECTED on the PRINCIPAL and other articles of IMPORTED MERCHANDISE subject to duty, in each OFFICIAL year from 1929-30 to 1933-34—continued

ARTICLES	1929-30	1930-31	1931-32	1932-33	1933-34
	₹	₹	₹	₹	₹
<b>SCHEDULE II—IMPORT TARIFF—continued</b>					
<b>PART VII—continued</b>					
<i>Articles which are liable to protective duty at special rates—continued</i>					
<b>III.—Articles wholly or mainly manufactured—continued</b>					
<b>METALS—IRON AND STEEL—contd.</b>					
<b>IRON OR STEEL sheets (including cuttings, discs and circles) under ½-inch thick—</b>					
<b>(a) fabricated—</b>					
(i) galvanized . . . . .	38,782	25,340	9,077	2,172	3,932
<b>(ii) all other sorts not otherwise specified—</b>					
of British manufacture . . . . .	24,047	1,409	22,443	2,591	1,896
not of British manufacture . . . . .	9,063	18,505	893	3,116	4,608
<b>(b) not fabricated—</b>					
(i) galvanized . . . . .	75,62,190	53,59,495	61,28,055	42,00,246	—
<b>(ii) all other sorts not otherwise specified—</b>					
of British manufacture . . . . .	6,04,885	5,09,916	4,72,644	6,50,718	6,35,728
not of British manufacture . . . . .	3,83,054	3,17,087	1,34,059	2,60,835	3,05,561
<b>IRON OR STEEL sheets (including cuttings, discs and circles) under ½ inch thick, galvanized, not fabricated—</b>					
<b>of British manufacture—</b>					
(i) if made from Indian sheet bar imported into the United Kingdom after the 23rd day of December 1932 . . . . .	—	—	—	5,469	5,56,551
(ii) if made from sheet bar other than Indian sheet bar imported into the United Kingdom after the 23rd day of December 1932 . . . . .	—	—	—	10,17,847	16,87,218
not of British manufacture . . . . .	—	—	—	3,27,171	6,59,176
<b>IRON OR STEEL WIRE, other than barbed or stranded fencing wire, wire rope or wire netting . . . . .</b>					
	16,450*	—	—	4,06,859	3,00,093
<b>“ “ WIRE nails . . . . .</b>					
	—	—	—	5,92,367	5,41,879
<b>IRON OR STEEL, the original material (but not including machinery) of any ship or other vessel intended for inland or harbour navigation which has been assembled abroad, taken to pieces and shipped for reassembly in India . . . . .</b>					
	47,950	48,941	3,099	..	12,152
<b>Provided that articles dutiable under this item shall not be deemed to be dutiable under any other item</b>					
<b>IRON OR STEEL RAILWAY TRACK MATERIAL—</b>					
<b>A.—Ralls (including tramway rails the heads of which are not grooved)—</b>					
<b>(a) (i) 30 lbs. per yard and over . . . . .</b>					
	2,67,863	91,700	23,193	8,066	8,937
<b>(ii) fish-plates therefor . . . . .</b>					
	19,266	12,258	19,463	2,795	3,170
<b>(iii) spikes and tie-bars therefor—</b>					
of British manufacture . . . . .	1,305	—	—	—	—
not of British manufacture . . . . .	42,964	—	—	—	—
<b>(b) under 30 lbs. per yard, and fish-plates, spikes and tie-bars therefor—</b>					
if of British manufacture . . . . .	19,628	8,203	1,929	2,189	6,770
if not of British manufacture . . . . .	59,915	33,481	10,283	3,821	9,017
<b>B.—Switches and crossings and the like materials not made of alloy steel, including switches and crossings and the like materials for tramway rails the heads of which are not grooved—</b>					
(i) for rails 30 lbs. per yard and over . . . . .	1,01,566	44,760	32,827	4,909	20,740
<b>(ii) for rails under 30 lbs. per yard—</b>					
of British manufacture . . . . .	304	584	756	2,772	20
not of British manufacture . . . . .	3,236	3,486	636	1,191	363
<b>C.—Sleepers other than cast iron, and keys and distance pieces and the like for use with such sleepers</b>					
	6,85,228	1,66,726†	42,923	30,373	22,215
<b>D.—Spikes (other than dogsplikes) and tiebars—</b>					
of British Manufacture . . . . .	—	1,231	379	75	5
not of British manufacture . . . . .	—	1,16,594†	10,140	5	4,893
<b>E.—Dogsplikes . . . . .</b>					
	—	—	85,538	53,615	47,336
<b>F.—Gibs, cotters, keys, distance pieces and other fastenings for use with iron and steel spikes . . . . .</b>					
	—	—	80,572	44,544	50,698
<b>STEEL, angle and tee, not otherwise specified and beam, channel, zed, trough and piling—</b>					
<b>(a) fabricated—</b>					
(i) of British manufacture . . . . .	62,799	24,050	19,678	5,127	5,942
(ii) not of British manufacture . . . . .	4,992	11,017	3,526	2,560	2,635
<b>(b) not fabricated—</b>					
(i) of British manufacture . . . . .	11,14,633	6,16,367	2,87,663	1,96,075	2,12,441
(ii) not of British manufacture . . . . .	26,02,784	20,19,738	11,61,674	6,63,612	7,05,727

\* Represents duty realised on "all other sorts".

† Includes Rs. 5,549, realised on gibs, cotters, keys, distance pieces and other fastenings during March, 1931.

‡ " Rs. 60 " on dogsplikes during March, 1931.

No. 15—continued

GROSS amount of CUSTOMS duty COLLECTED on the PRINCIPAL and other articles of IMPORTED MERCHANDISE subject to duty, in each OFFICIAL year from 1929-30 to 1933-34—continued

ARTICLES	1929-30	1930-31	1931-32	1932-33	1933-34
	R	R	R	R	R
<b>SCHEDULE II—IMPORT TARIFF—contd.</b>					
<b>PART VII—concluded</b>					
<i>Articles which are liable to protective duty at special rates—concluded</i>					
<b>III.—Articles wholly or mainly manufactured—concluded</b>					
<b>Metals—Iron and Steel—concl'd.</b>					
<b>STEEL, bar and rod, not otherwise specified—</b>					
(i) of British manufacture . . . . .	6,24,978	4,12,178	2,48,315	2,45,219	3,23,601
(ii) not of British manufacture . . . . .	27,36,025	19,02,261	9,02,118	6,49,118	4,55,314
<b>STEEL, STRUCTURES, fabricated partially or wholly, not otherwise specified, if made mainly or wholly of steel bars, sections, plates—or sheets, for the construction of buildings, bridges, tanks, wellcurbs, trusses, towers and similar structures or for parts thereof, but not including builders, hardware, etc.—</b>					
(i) of British manufacture . . . . .	8,74,811	7,58,927	2,90,388	1,68,433	2,24,441
(ii) not of British manufacture . . . . .	1,28,632	1,87,993	1,07,632	1,26,406	94,098
<b>STEEL, tin plates and tinned sheets, including tin taggers and cuttings of such plates, sheets or taggers .</b>	15,09,271	8,19,849*	4,77,000**	4,34,810‡	4,34,207
<b>Total of Iron and Steel . . . . .</b>	<b>2,13,23,130</b>	<b>1,48,39,359</b>	<b>1,18,75,012</b>	<b>1,09,74,892</b>	<b>84,25,389</b>
<b>Metals other than Iron and Steel—</b>					
<b>SILVER THREAD AND WIRE (including so-called gold thread and wire mainly made of Silver) and Silver leaf, including also imitation gold and silver thread and wire, lametta and metallic spangles and articles of a like nature, of whatever metal made † . . . . .</b>					
	—	—	6,25,205	8,82,603	5,71,010
<b>PAPER, PASTEBOARD AND STATIONERY—</b>					
<b>Paper and Stationery . . . . .</b>					
	29,40,584	20,91,108	20,35,229	21,10,120	29,60,011
<b>SUGAR—</b>					
<b>Sugar, excluding confectionery ‡ . . . . .</b>					
	—	—	—	6,84,79,368	4,72,03,846
<b>YARNS AND TEXTILE FABRICS—</b>					
<b>Cotton piecegoods (other than tents of not more than nine yards in length)—</b>					
<b>(a) Plain grey, that is not bleached or dyed in the piece, if imported in pieces which either are without woven headings or contain any length of more than nine yards which is not divided by transverse woven headings—</b>					
(i) of British Manufacture . . . . .	—	33,09,600	12,68,668	21,52,445	11,08,081
(ii) not of British Manufacture . . . . .	—	85,54,502	81,71,971	1,27,44,006	86,64,430
<b>(b) Others—</b>					
(i) of British Manufacture . . . . .	—	1,74,91,848	1,67,46,533	2,78,96,148	1,99,34,327
(ii) not of British Manufacture . . . . .	—	88,18,770	1,00,00,563	2,24,71,536	1,63,79,151
<b>Total of Cotton piecegoods . . . . .</b>	—	<b>3,71,69,720</b>	<b>3,70,87,736</b>	<b>6,52,64,135</b>	<b>4,60,85,989</b>
<b>MISCELLANEOUS—</b>					
<b>Matches . . . . .</b>					
	18,67,575	8,74,962	1,08,078	40,015	39,496
<b>Undipped splints such as are ordinarily used for match making . . . . .</b>					
	9,772	60	..	16	45
<b>Veneers such as are ordinarily used for making match boxes including boxes and parts of boxes made of such veneers . . . . .</b>					
	16,898	2	52	525	48
<b>Wood pulp (a) . . . . .</b>					
	—	—	19,154	8,80,143	11,48,770
<b>TOTAL OF PART VII . . . . .</b>	<b>2,56,57,959</b>	<b>5,89,75,211</b>	<b>5,17,37,193</b>	<b>14,90,39,027</b>	<b>10,58,43,045</b>

\* Includes Rs. 11,144 collected on all sorts not otherwise specified.

† Liable to a protective duty of 7-4 per cent. *ad valorem* under the Gold Thread Industry (Protection) Act, 1931.

‡ Liable to a protective duty of Rs. 45 per ton under the Sugar Industry (Protection) Act, 1931. Figures for previous years not separately available.

(a) Liable to a protective duty of Rs. 45 per ton under the Bamboo Paper Industry (Protection) Act, 1932.

No. 15—continued

GROSS amount of CUSTOMS duty COLLECTED on the PRINCIPAL and other articles of IMPORTED MERCHANDISE subject to duty, in each OFFICIAL year from 1929-30 to 1933-34—continued

ARTICLES	1929-30	1930-31	1931-32	1932-33	1933-34
	₹	₹	₹	₹	₹
<b>SCHEDULE II—IMPORT TARIFF—contd.</b>					
<b>PART VIII.*</b>					
<i>Articles which are liable to duty at 30 per cent ad valorem or to preferential duty of 20 per cent</i>					
<b>(I.—Food, Drink and Tobacco—</b>					
<b>Fish—</b>					
<b>Fish, unsalted, dry—</b>					
At standard rate . . . . .	—	—	—	—	(a) 16,331
„ preferential rate . . . . .	—	—	—	—	(a) 17
<b>TOTAL</b> . . . . .	—	—	—	7,022	22,488
<b>Fruits and vegetables—</b>					
<b>Fruits and vegetables all sorts, etc.—</b>					
At standard rate . . . . .	—	—	—	—	(a) 18,57,143
„ preferential rate . . . . .	—	—	—	—	(a) 22,276
<b>TOTAL</b> . . . . .	—	—	—	30,10,030	20,01,377
<b>Provisions and oilmans' stores—</b>					
<b>Cocoa and chocolate other than confectionery—</b>					
At standard rate . . . . .	—	—	—	—	(a) 10,572
„ preferential rate . . . . .	—	—	—	—	(a) 20,067
<b>TOTAL</b> . . . . .	—	—	—	20,902	52,020
<b>Coffee, canned or bottled—</b>					
At standard rate . . . . .	—	—	—	—	(a) 3,349
„ preferential rate . . . . .	—	—	—	—	(a) 365
<b>TOTAL</b> . . . . .	—	—	—	1,497	6,101
<b>Fish, canned—</b>					
At standard rate . . . . .	—	—	—	—	(a) 1,03,092
„ preferential rate . . . . .	—	—	—	—	(a) 12,405
<b>TOTAL</b> . . . . .	—	—	—	30,928	2,18,823
<b>Fruit juices—</b>					
At standard rate . . . . .	—	—	—	—	(a) 9,523
„ preferential rate . . . . .	—	—	—	—	(a) 17,003
<b>TOTAL</b> . . . . .	—	—	—	16,586	71,717
<b>Fruits and vegetables, canned or bottled—</b>					
At standard rate . . . . .	—	—	—	—	(a) 1,33,540
„ preferential rate . . . . .	—	—	—	—	(a) 33,246
<b>TOTAL</b> . . . . .	—	—	—	66,767	3,01,696
<b>Milk Condensed or preserved, including milkcream—</b>					
At standard rate . . . . .	—	—	—	—	(a) 4,96,514
„ preferential rate . . . . .	—	—	—	—	(a) 1,49,570
<b>TOTAL</b> . . . . .	—	—	—	2,87,127	12,03,999
<b>Sago (excluding sago flour) and Tapioca—</b>					
At standard rate . . . . .	—	—	—	—	(a) 47,775
„ preferential rate . . . . .	—	—	—	—	(a) 1,41,892
<b>TOTAL</b> . . . . .	—	—	—	82,963	3,66,006

\* Articles included in this Part were, prior to January 1933, subject to duty under Part V.  
(a) Figures relate to six months, October 1933 to March 1934.

GROSS amount of CUSTOMS duty COLLECTED on the PRINCIPAL and other article of IMPORTED MERCHANDISE subject to duty, in each OFFICIAL year from 1929-30 to 1933-34—continued

ARTICLES	1929-30	1930-31	1931-32	1932-33	1933-34
	R	R	R	R	R
<b>SCHEDULE II—IMPORT TARIFF—contd.</b>					
<b>PART VIII*—contd.</b>					
<i>Articles which are liable to duty at 30 per cent ad valorem or to preferential duty of 20 per cent—contd.</i>					
<b>I.—Food, Drink and Tobacco—contd.</b>					
Provisions and oilmans Stores—contd.					
Canned or bottled provisions not otherwise specified—					
At standard rate . . . . .	—	—	—	—	(a)2,10,547
„ preferential rate . . . . .	—	—	—	—	(a)1,78,107
<b>TOTAL</b> . . . . .	—	—	—	2,50,879	7,29,003
<b>TOTAL OF I.—FOOD, DRINK AND TOBACCO</b> . . . . .	—	—	—	46,73,690	55,73,284
<b>II.—Raw materials and produce and articles mainly unmanufactured—</b>					
Gums and Resins—					
Gums, Arabic, Benjamin (ras and cowrie) and Dammer, etc.—					
At standard rate . . . . .	—	—	—	—	(a)3,03,015
„ preferential rate . . . . .	—	—	—	—	(a) 4,306
<b>TOTAL</b> . . . . .	—	—	—	1,18,082	5,17,112
Oils—					
The following Natural Essential oils, namely citronella cinnamon, and cinnamon leaf —					
At standard rate . . . . .	—	—	—	—	(a) 7,091
„ preferential rate . . . . .	—	—	—	—	(a) 7,487
<b>TOTAL</b> . . . . .	—	—	—	8,328	26,552
Natural Essential Oils, all sorts not otherwise specified —					
At standard rate . . . . .	—	—	—	—	(a) 35,047
„ preferential rate . . . . .	—	—	—	—	(a) 3,260
<b>TOTAL</b> . . . . .	—	—	—	24,020	77,341
Essential oil, synthetic—					
At standard rate . . . . .	—	—	—	—	(a) 69,951
„ preferential rate . . . . .	—	—	—	—	(a) 3,545
<b>TOTAL</b> . . . . .	—	—	—	46,213	1,46,250
Fish oil, including whale oil—					
At standard rate . . . . .	—	—	—	—	(a)1,04,017
„ preferential rate . . . . .	—	—	—	—	(a) 6,734
<b>TOTAL</b> . . . . .	—	—	—	1,49,246	3,10,625
<b>TOTAL OF OILS</b> . . . . .	—	—	—	2,27,807	5,60,708
Seeds—					
Oilseeds, non-essential, all sorts not otherwise specified, including Copra or Coconut Kernel—					
At standard rate . . . . .	—	—	—	—	(a) 12,924
„ preferential rate . . . . .	—	—	—	—	(a)6,08,570
<b>TOTAL</b> . . . . .	—	—	—	1,36,752	11,44,498
Textile Materials—					
Jaisal and Alon fibre—					
At standard rate . . . . .	—	—	—	—	(a) 1,664
„ preferential rate . . . . .	—	—	—	—	555
<b>TOTAL</b> . . . . .	—	—	—	386	3,085

\* Articles included in this Part were, prior to January, 1933 subject to duty under Part V.  
(a) Figures relate to six months, October, 1933 to March, 1934.

No. 15—continued.

GROSS amount of CUSTOMS duty COLLECTED on the PRINCIPAL and other articles of IMPORTED MERCHANDISE subject to duty, in each OFFICIAL year from 1929-30 to 1933-34—continued

ARTICLES	1929-30	1930-31	1931-32	1932-33	1933-34
<b>SCHEDULE II—IMPORT TARIFF—contd.</b>					
<b>PART VIII—contd.</b>					
<i>Articles which are liable to duty at 30 per cent ad valorem or to preferential duty of 20 per cent—contd.</i>					
<b>II.—Raw materials and produce and articles mainly unmanufactured—contd.</b>					
<b>WAX—</b>					
<b>BEEWAX—</b>					
At standard rate . . . . .	—	—	—	—	(a) 100
„ preferential rate . . . . .	—	—	—	—	..
<b>TOTAL</b>	—	—	—	190	328
<b>MISCELLANEOUS—</b>					
<b>Ivory, unmanufactured—</b>					
At standard rate . . . . .	—	—	—	—	(a) 1,04,000
„ preferential rate . . . . .	—	—	—	—	(a) 44,480
<b>TOTAL</b>	—	—	—	2,41,289	2,55,448
<b>TOTAL OF II—RAW MATERIALS AND PRODUCE, ETC.</b>	—	—	—	7,24,440	24,81,234
<b>III.—Articles wholly or mainly manufactured—</b>					
<b>APPAREL—</b>					
<b>APPAREL</b> including hats, caps, bonnets and hatters' ware, second-hand clothing, drapery and uniforms and accoutrements, excluding articles made of gold or silver thread or lametta and articles made of silk or silk mixtures or of artificial silk or artificial silk mixtures, etc.—					
At standard rate . . . . .	—	—	—	—	(a) 1,71,746
„ preferential rate . . . . .	—	—	—	—	(a) 67,704
<b>TOTAL</b>	—	—	—	15,20,201	4,70,119
<b>CHEMICALS, DRUGS and Medicines—</b>					
<b>CHEMICALS, DRUGS and MEDICINES, all sorts not otherwise specified—</b>					
At standard rate . . . . .	—	—	—	—	(a) 24,38,786
„ preferential rate . . . . .	—	—	—	—	(a) 19,42,827
<b>TOTAL</b>	—	—	—	18,78,731	78,01,725
<b>CONVEYANCES—</b>					
<b>CARRIAGES AND CARTS, which are not mechanically propelled, not otherwise specified and CYCLES (other than motor cycles) imported entire or in sections and parts and accessories—</b>					
At standard rate . . . . .	—	—	—	—	(a) 4,36,250
„ preferential rate . . . . .	—	—	—	—	(a) 8,22,089
<b>TOTAL</b>	—	—	—	6,41,929	21,41,354
<b>CUTLERY, hardware, implements and instruments—</b>					
<b>CUTLERY, all sorts, not otherwise specified—</b>					
At standard rate . . . . .	—	—	—	—	(a) 2,56,390
„ preferential rate . . . . .	—	—	—	—	(a) 60,951
<b>TOTAL</b>	—	—	—	5,44,170†	6,32,701
<b>DOMESTIC Refrigerators—</b>					
At standard rate . . . . .	—	—	—	—	(a) 1,01,866
„ preferential rate . . . . .	—	—	—	—	(a) 2,340
<b>TOTAL</b>	—	—	—	1,40,282	1,94,666
<b>ENAMELLED IRON-WARE, the following namely :— Signboards and domestic hollow ware, etc.—</b>					
At standard rate . . . . .	—	—	—	—	1,86,920
„ preferential rate . . . . .	—	—	—	—	132
<b>TOTAL</b>	—	—	—	—	1,87,052

† Inclusive of duty collected on "Cutlery plated with gold and silver" up to December.  
(a) Figures relate to six months, October, 1933 to March, 1934.



GROSS amount of CUSTOMS duty COLLECTED on the PRINCIPAL and other articles of IMPORTED MERCHANDISE subject to duty, in each OFFICIAL year from 1929-30 to 1933-34—continued

ARTICLES.	1929-30	1930-31	1931-32	1932-33	1933-34
<b>SCHEDULE II—IMPORT TARIFF—contd.</b>					
<b>PART VIII—continued</b>					
<i>Articles which are liable to duty at 30 per cent ad valorem or to preferential duty of 20 per cent—continued</i>					
<b>III.—Articles wholly or mainly manufactured—continued</b>					
<b>CUTLERY, hardware, implements and instruments—contd.</b>					
<b>HARDWARE, Ironmongery and tools, all sorts, not otherwise specified, excluding machine tools and agricultural implements—</b>					
At standard rate . . . . .	—	—	—	—	(a) 29,87,433
„ preferential rate . . . . .	—	—	—	—	(a) 10,80,626
<b>TOTAL</b>	—	—	—	77,10,657½	78,29,179
<b>ELECTRICAL INSTRUMENTS, apparatus and appliances, all sorts, not otherwise specified —</b>					
At standard rate . . . . .	—	—	—	—	(a) 8,60,421
„ preferential rate . . . . .	—	—	—	—	(a) 5,80,820
<b>TOTAL</b>	—	—	—	12,27,138½	28,66,676
<b>ELECTRICAL EARTHENWARE and porcelain, the following namely insulators, shackle, Sinclair, etc.—</b>					
At standard rate . . . . .	—	—	—	—	16,376
„ preferential rate . . . . .	—	—	—	—	1,052
<b>TOTAL</b>	—	—	—	—	17,428
<b>INSTRUMENTS, apparatus and appliances other than electrical, all sorts, not otherwise specified, including photographic, scientific, philosophical and surgical —</b>					
At standard rate . . . . .	—	—	—	—	(a) 5,66,778
„ preferential rate . . . . .	—	—	—	—	(a) 3,91,187
<b>TOTAL</b>	—	—	—	41,80,887½	17,33,306
<b>TOTAL CUTLERY</b>	—	—	—	1,38,11,531	1,32,61,007
<b>DYES and Colours—</b>					
<b>Cutch and Gambier, all sorts—</b>					
At standard rate . . . . .	—	—	—	—	(a) 88,116
„ preferential rate . . . . .	—	—	—	—	(a) 629
<b>TOTAL</b>	—	—	—	46,537	1,57,384
<b>PAINTS, colours and painter's materials, all sorts, not otherwise specified, including paints, solutions, etc.—</b>					
At standard rate . . . . .	—	—	—	—	(a) 3,38,657
„ preferential rate . . . . .	—	—	—	—	(a) 4,95,063
<b>TOTAL</b>	—	—	—	5,54,006	17,03,850
<b>PAINTS, colours and painter's materials, the following namely, red lead, genuine dry, genuine moist and red lead moist, white lead genuine dry, zinc white, genuine dry and other sorts, coloured moist—</b>					
At standard rate . . . . .	—	—	—	—	57,006
„ preferential rate . . . . .	—	—	—	—	20,124
<b>TOTAL</b>	—	—	—	—	77,280
<b>PLUMBAGO and graphite —</b>					
At standard rate . . . . .	—	—	—	—	(a) 14,396
„ preferential rate . . . . .	—	—	—	—	(a) 3,796
<b>TOTAL</b>	—	—	—	9,417	32,179

½ Inclusive of duty collected on agricultural implements, buckets and pruning knives up to December.  
 „ „ „ telegraph and telephone instruments up to December.  
 „ „ „ optical instruments, etc., up to December.  
 (a) Figures relate to six months, October, 1933 to March, 1934.

No. 15—continued

GROSS amount of CUSTOMS duty COLLECTED on the PRINCIPAL and other articles of IMPORTED MERCHANDISE subject to duty, in each OFFICIAL year from 1929-30 to 1933-34—continued

ARTICLES	1929-30	1930-31	1931-32	1932-33	1933-34
<b>SCHEDULE II—IMPORT TARIFF—contd.</b>					
<b>PART VIII—continued</b>					
<i>Articles which are liable to duty at 30 per cent ad valorem or to preferential duty of 20 per cent—continued</i>					
<b>II.—Articles wholly or mainly manufactured—continued</b>					
<b>EARTHENWARE AND PORCELAIN—</b>					
Earthenware, China and Porcelain, all sorts, not otherwise specified—					
At standard rate . . . . .	—	—	—	—	(a) 3,65,360
„ preferential rate . . . . .	—	—	—	—	(a) 62,388
<b>TOTAL</b>	—	—	—	8,29,990	8,77,260
Domestic earthenware, china and porcelain, the following, namely:— tea and coffee cups, saucers, teapots, sugar bowls, jugs and plates—					
At standard rate . . . . .	—	—	—	—	2,90,914
„ preferential rate . . . . .	—	—	—	—	3,031
<b>TOTAL</b>	—	—	—	—	2,93,945
<b>FURNITURE AND CABINETWARE—</b>					
Furniture and cabinetware of all materials, excluding mouldings—					
At standard rate . . . . .	—	—	—	—	(a) 70,925
„ preferential rate . . . . .	—	—	—	—	(a) 47,761
<b>TOTAL</b>	—	—	—	12,34,023	2,06,209
<b>LEATHER—</b>					
Skins, tanned or dressed, unwrought leather, Leather cloth including artificial leather, and other manufactures of leather not otherwise specified—					
At standard rate . . . . .	—	—	—	—	(a) 3,34,781
„ preferential rate . . . . .	—	—	—	—	(a) 86,760
<b>TOTAL</b>	—	—	—	1,62,701	7,24,421
<b>MACHINERY—</b>					
Machinery and component parts thereof, etc.—					
At standard rate . . . . .	—	—	—	—	(a) 4,90,280
„ preferential rate . . . . .	—	—	—	—	(a) 4,15,762
<b>TOTAL</b>	—	—	—	14,52,990	17,55,958
<b>METALS—IRON AND STEEL—</b>					
All sorts of Iron and Steel and manufactures thereof, not otherwise specified—					
Cans, tinned . . . . .	—	—	—	38,173	—
All other sorts . . . . .	—	—	—	4,56,658	—
At standard rate . . . . .	—	—	—	—	(a) 1,43,625
„ preferential rate . . . . .	—	—	—	—	(a) 1,00,001
<b>TOTAL</b>	—	—	—	4,94,831	4,29,001
<b>METALS OTHER THAN IRON AND STEEL—</b>					
Metals and manufactures thereof, namely—					
(a) Aluminium . . . . .	—	—	—	..	..
(b) Brass . . . . .	—	—	—	..	..
(c) Copper . . . . .	—	—	—	..	..
(d) German silver . . . . .	—	—	—	..	..
(e) Lead wrought . . . . .	—	—	—	..	..
(f) Zinc . . . . .	—	—	—	..	..
<b>TOTAL OF METALS OTHER THAN IRON AND STEEL—</b>					
At standard rate . . . . .	—	—	—	—	(a) 24,48,392
„ preferential rate . . . . .	—	—	—	—	(a) 10,48,268
<b>TOTAL</b>	—	—	—	14,02,979	67,54,908*

\* Details are not available.  
(a) Figures relate to six months, October, 1933 to March, 1934.



No. 15—continued

GROSS amount of CUSTOMS duty COLLECTED on the PRINCIPAL and other articles of IMPORTED MERCHANDISE subject to duty, in each OFFICIAL year from 1929-30 to 1933-34—continued

ARTICLES	1929-30	1930-31	1931-32	1932-33	1933-34
<b>SCHEDULE II—IMPORT TARIFF—contd.</b>					
<b>PART VIII—continued.</b>					
<i>Articles which are liable to duty and 30 per cent ad valorem or to preferential duty at 20 per cent—</i>					
<b>III.—Articles wholly or mainly manufactured—continued.</b>					
<b>MISCELLANEOUS—continued.</b>					
<b>COIR fibre, coir yarn and coir mats and matting—</b>					
At standard rate . . . . .	—	—	—	—	(a)2,590
„ preferential rate . . . . .	—	—	—	—	(a)11,795
<b>TOTAL . . . . .</b>	—	—	—	6,246	24,282
<b>CORDAGE, ROPE and TWINE of vegetable fibre, other than jute and cotton, not otherwise specified—</b>					
At standard rate . . . . .	—	—	—	—	(a)40,018
„ preferential rate . . . . .	—	—	—	—	(a)84,644
<b>TOTAL . . . . .</b>	—	—	—	1,18,505*	1,56,739
<b>COIR MANUFACTURES, not otherwise specified—</b>					
At standard rate . . . . .	—	—	—	—	(a)83,258
„ preferential rate . . . . .	—	—	—	—	(a)4,952
<b>TOTAL . . . . .</b>	—	—	—	29,968	1,53,425
<b>GLUE, all sorts, other than clarified liquid glue—</b>					
At standard rate . . . . .	—	—	—	—	(a)69,429
„ preferential rate . . . . .	—	—	—	—	(a)8,818
<b>TOTAL . . . . .</b>	—	—	—	27,681	1,49,239
<b>OILCLOTH AND FLOOR CLOTH—</b>					
At standard rate . . . . .	—	—	—	—	(a)24,458
„ preferential rate . . . . .	—	—	—	—	(a)30,802
<b>TOTAL . . . . .</b>	—	—	—	2,10,065	1,88,418
<b>PACKING—engine and boiler, all sorts, not otherwise specified—</b>					
At standard rate . . . . .	—	—	—	—	(a)5,516
„ preferential rate . . . . .	—	—	—	—	(a)31,189
<b>TOTAL . . . . .</b>	—	—	—	1,30,392	71,574
<b>PARASOLS and sunshades and fittings for umbrellas, parasols and sunshades—</b>					
At standard rate . . . . .	—	—	—	—	(a)1,55,703
„ preferential rate . . . . .	—	—	—	—	(a)10,451
<b>TOTAL . . . . .</b>	—	—	—	—	1,66,154
<b>RUBBER TYRES and other manufactures of RUBBER, not otherwise specified—</b>					
At standard rate . . . . .	—	—	—	—	(a)2,87,007
„ preferential rate . . . . .	—	—	—	—	(a)2,43,467
<b>TOTAL . . . . .</b>	—	—	—	11,25,887	11,27,600
<b>PNEUMATIC RUBBER TYRES and TUBES—</b>					
At standard rate . . . . .	—	—	—	—	(a)10,11,073
„ preferential rate . . . . .	—	—	—	—	(a)8,01,588
<b>TOTAL . . . . .</b>	—	—	—	37,57,404	32,51,926

\* Inclusive upto December of duty collected on coir yarn.  
(a) Figures relate to six months, October 1933 to March 1934.

GROSS amount of CUSTOMS duty COLLECTED on the PRINCIPAL and other articles of IMPORTED MERCHANDISE subject to duty, in each OFFICIAL year from 1929-30 to 1933-34—continued

ARTICLES	1929-30	1930-31	1931-32	1932-33	1933-34
<b>SCHEDULE II—IMPORT TARIFF—contd.</b>					
<b>PART VIII—concluded</b>					
<i>Articles which are liable to duty at 30 per cent ad valorem or to preferential duty at 20 per cent—contd.</i>					
<b>III.—Articles wholly or mainly manufactured—concluded</b>					
<b>MISCELLANEOUS—continued</b>					
<b>TILES of earthenware and porcelain—</b>					
At standard rate . . . . .	—	—	—	—	83,483
„ preferential rate . . . . .	—	—	—	—	4,680
<b>TOTAL</b> . . . . .	—	—	—	—	88,169
<b>TOILET REQUISITES, not otherwise specified—</b>					
At Standard rate . . . . .	—	—	—	—	(a) 5,85,150
„ preferential rate . . . . .	—	—	—	—	(a) 2,33,740
<b>TOTAL</b> . . . . .	—	—	—	14,64,177	15,14,358
<b>UMBRELLAS—</b>					
At standard rate . . . . .	—	—	—	—	(a) 1,70,247
„ preferential rate . . . . .	—	—	—	—	(a) 13,158
<b>TOTAL</b> . . . . .	—	—	—	7,05,927	5,82,260
<b>TOTAL OF MISCELLANEOUS</b> . . . . .	—	—	—	91,41,738	87,41,085
<b>TOTAL OF III.—ARTICLES WHOLLY OR MAINLY MANUFACTURED</b> . . . . .	—	—	—	4,17,58,917	5,15,00,237
<b>TOTAL OF PART VIII</b> . . . . .	—	—	—	4,71,57,058	5,95,54,755
<b>PART IX.*</b>					
<i>Articles which are liable to duty at special rates or to preferential duty at lower rates.</i>					
<b>I.—Food, Drink and Tobacco—</b>					
<b>Confectionery (D)—</b>					
At standard rate . . . . .	—	—	—	—	(a) 95,457
„ preferential rate . . . . .	—	—	—	—	(a) 4,40,615
<b>TOTAL</b> . . . . .	—	—	—	7,35,850	7,33,408
<b>Flab, salted, dry (A)—</b>					
At standard rate . . . . .	—	—	—	—	(a) 05,120
„ preferential rate . . . . .	—	—	—	—	—
<b>TOTAL</b> . . . . .	—	—	—	84,262	1,44,770
<b>ALE AND BEER (A)—</b>					
At standard rate . . . . .	—	—	—	—	(a) 7,28,918
„ preferential rate . . . . .	—	—	—	—	(a) 9,61,977
<b>TOTAL</b> . . . . .	—	—	—	8,33,097	83,04,419

\* The capital letters within ( ) against the item in this Part indicate the Parts under which they were assessed to duty prior to January 1933. Thus :—  
 (A) Indicates Part II. (C) Indicates Part V.  
 (B) „ Part IV. (D) „ Part VI.  
 (a) Figures relate to six months October 1933 to March 1934.

No. 15--continued

GROSS amount of CUSTOMS duty COLLECTED on the PRINCIPAL and other articles of IMPORTED MERCHANDISE subject to duty, in each OFFICIAL year from 1929-30 to 1933-34--continued

ARTICLES.	1929-30	1930-31	1931-32	1932-33	1933-34
<b>SCHEDULE II--IMPORT TARIFF--contd.</b>					
<b>PART IX--continued</b>					
<i>Articles which are liable to duty at special rates or to preferential duty at lower rates--continued</i>					
<b>I.--Food, Drink and Tobacco--continued</b>					
<b>SPIRITS (A)--</b>					
<b>(1) BITTERS--</b>					
<b>(i) Entered in such a manner as to indicate that the strength is not to be tested--</b>					
At standard rate . . . . .	—	—	—	—	(a) 411
„ preferential rate . . . . .	—	—	—	—	(a) 86
<b>TOTAL</b>	—	—	—	1,149	1,965
<b>(ii) Not so entered--</b>					
At standard rate . . . . .	—	—	—	—	(a) 19,529
„ preferential rate . . . . .	—	—	—	—	(a) 2,088
<b>TOTAL</b>	—	—	—	14,633	41,192
<b>(2) DRUGS and medicines containing spirit--</b>					
<b>(i) Entered in such a manner as to indicate that the strength is not to be tested--</b>					
At standard rate . . . . .	—	—	—	—	(a) 14,300
„ preferential rate . . . . .	—	—	—	—	(a) 12,588
<b>TOTAL</b>	—	—	—	14,321	49,819
<b>(ii) Not so entered--</b>					
At standard rate . . . . .	—	—	—	—	(a) 3,53,473
„ preferential rate . . . . .	—	—	—	—	(a) 2,56,454
<b>TOTAL</b>	—	—	—	2,93,463	10,76,172
<b>Perfumed spirits--</b>					
At standard rate . . . . .	—	—	—	—	(a) 1,13,134
„ preferential rate . . . . .	—	—	—	—	(a) 75,550
<b>TOTAL</b>	—	—	—	3,03,038	4,14,949
<b>Rum--</b>					
At standard rate . . . . .	—	—	—	—	(a) 31,579
„ preferential rate . . . . .	—	—	—	—	(a) 480
<b>TOTAL</b>	—	—	—	17,305	49,949
<b>TOTAL OF SPIRITS</b>	—	—	—	6,43,000	16,34,046
<b>Spices--</b>					
<b>Spices, unground--</b>					
<b>(1) Cardamoms, cassia, cinnamon, cloves, nutmeg, and pepper (D) -</b>					
At standard rate . . . . .	—	—	—	—	(a) 3,35,122
„ preferential rate . . . . .	—	—	—	—	(a) 5,64,493
<b>TOTAL</b>	—	—	—	5,02,947	17,38,576
<b>(2) Chillies, ginger and mace (C)--</b>					
At standard rate . . . . .	—	—	—	—	(a) 28,202
„ preferential rate . . . . .	—	—	—	—	(a) 1,824
<b>TOTAL</b>	—	—	—	14,324	61,806

(a) Figures relate to six months October 1933 to March 1934.

GROSS amount of CUSTOMS duty COLLECTED on the PRINCIPAL and other articles of IMPORTED MERCHANDISE subject to duty, in each OFFICIAL year from 1929-30 to 1933-34—continued

ARTICLES	1929-30	1930-31	1931-32	1932-33	1933-34
<b>SCHEDULE II—IMPORT TARIFF—contd.</b>					
<b>PART IX—continued.</b>					
<i>Articles which are liable to duty at special rates or to preferential duty at lower rates—continued.</i>					
<b>I.—Food, Drink and Tobacco—continued.</b>					
<b>Tea (C)—</b>					
At standard rate . . . . .	—	—	—	—	(a) 8,02,520
„ preferential rate . . . . .	—	—	—	—	(a) 44,609
<b>TOTAL</b>	—	—	—	11,44,729	18,86,324
<b>Other food and drink—</b>					
<b>Coffee, not otherwise specified (C)—</b>					
At standard rate . . . . .	—	—	—	—	(a) 17
„ preferential rate . . . . .	—	—	—	—	(a) 21
<b>TOTAL</b>	—	—	—	1,115	440
<b>Tobacco—</b>					
<b>Tobacco, unmanufactured (A)—</b>					
At standard rate . . . . .	—	—	—	—	(a) 63,37,340
„ preferential rate . . . . .	—	—	—	—	(a) 15
<b>TOTAL</b>	—	—	—	99,96,324	87,66,002
<b>TOTAL OF I.—FOOD, DRINK AND TOBACCO</b>	—	—	—	1,30,06,058	1,77,19,858
<b>II.—Raw materials and produce and articles mainly unmanufactured—</b>					
<b>Oils—</b>					
<b>LUBRICATING OIL that is oil or such as is not ordinarily used for any other purpose than for lubrication which has its flashing point at or above two hundred degrees of the Fahrenheit thermometer by Abel's close test (A)—</b>					
At standard rate . . . . .	—	—	—	—	(a) 8,79,783
„ preferential rate . . . . .	—	—	—	—	(a) 18,785
<b>TOTAL</b>	—	—	—	11,10,712	15,40,969
<b>Vegetable non-essential oils (C)—</b>					
At standard rate . . . . .	—	—	—	—	(a) 1,19,197
„ preferential rate . . . . .	—	—	—	—	(a) 7,87,913
<b>TOTAL</b>	—	—	—	7,03,118	20,40,649
<b>TOTAL OF II.—RAW MATERIALS, ETC.</b>	—	—	—	18,13,830	35,81,608
<b>III.—Articles wholly or mainly manufactured—</b>					
<b>Apparel—</b>					
<b>BOOTS and SHOES composed mainly of leather (A)</b>					
At standard rate . . . . .	—	—	—	—	(a) 1,17,869
„ preferential rate . . . . .	—	—	—	—	(a) 52,207
<b>TOTAL</b>	—	—	—	2,16,348	8,23,729
<b>Arms, ammunitions and military stores—</b>					
<b>CARTRIDGE CASES, filled and empty (D)—</b>					
At standard rate . . . . .	—	—	—	—	(a) 38,159
„ preferential rate . . . . .	—	—	—	—	(a) 2,05,766
<b>TOTAL</b>	—	—	—	98,125	8,62,645

(a) Figures relate to six months October 1933 to March 1934.

## No. 15—continued

GROSS amount of CUSTOMS duty COLLECTED on the PRINCIPAL and other articles of IMPORTED MERCHANDISE subject to duty in each OFFICIAL year from 1929-30 to 1933-34—continued

ARTICLES.	1929-30	1930-31	1931-32	1932-33	1933-34
	R	R	R	R	R
<b>SCHEDULE II—IMPORT TARIFF—contd.</b>					
<b>PART IX—continued</b>					
<i>Articles which are liable to duty at special rates or to preferential duty at lower rates—continued</i>					
<b>III.—Articles wholly or mainly manufactured—continued</b>					
<b>Arms, ammunitions and military stores—contd</b>					
<b>FIRE ARMS, including gas and air guns, gas and air rifles and gas and air pistols, not otherwise specified but excluding parts and accessories thereof (A)—</b>					
At standard rate . . . . .	—	—	—	—	(a) 88,450
„ preferential rate . . . . .	—	—	—	—	(a) 1,31,944
<b>TOTAL</b> . . . . .	—	—	—	1,05,020	8,72,157
<b>CHEMICALS, DRUGS and MEDICINES—</b>					
<b>Cadmium Sulphide, Cobalt Oxide, Selenium, Uranium Oxide and Zinc Oxide (C)—</b>					
At standard rate . . . . .	—	—	—	—	(a) 18,745
„ preferential rate . . . . .	—	—	—	—	(a) 11,956
<b>TOTAL</b> . . . . .	—	—	—	8,567	40,454
<b>Convoynances—</b>					
<b>MOTOR CARS including taxi-cabs and articles adapted for use and parts and accessories thereof, etc. (A)—</b>					
At standard rate . . . . .	—	—	—	—	(a) 22,76,041
„ preferential rate . . . . .	—	—	—	—	(a) 19,95,242
<b>TOTAL</b> . . . . .	—	—	—	17,57,880	75,01,984
<b>MOTOR OMNIBUSES: CHASSIS OF MOTOR OMNIBUSES, MOTOR VANS AND MOTOR LORRIES; and parts of mechanically propelled vehicles and accessories not otherwise specified, etc. (D)—</b>					
At standard rate . . . . .	—	—	—	—	(a) 9,57,525
„ preferential rate . . . . .	—	—	—	—	(a) 1,18,134
<b>TOTAL</b> . . . . .	—	—	—	8,43,645	18,71,722
<b>Cutlery, hardware, implements and instruments—</b>					
<b>Cutlery plated with gold and silver (C)—</b>					
At standard rate . . . . .	—	—	—	—	(a) 5,168
„ preferential rate . . . . .	—	—	—	—	(a) 9,420
<b>TOTAL</b> . . . . .	—	—	—	7,096	24,380
<b>ELECTRIC LIGHTING BULBS (D)</b>					
At standard rate . . . . .	—	—	—	—	(a) 5,11,701
„ preferential rate . . . . .	—	—	—	—	(a) 8,15,870
<b>TOTAL</b> . . . . .	—	—	—	18,06,612	15,92,477
<b>GOLD or gold plated pen nibs—</b>					
At standard rate . . . . .	—	—	—	—	(a) 574
„ preferential rate . . . . .	—	—	—	—	(a) 252
<b>TOTAL</b> . . . . .	—	—	—	—	19,627
<b>MUSICAL INSTRUMENTS and parts thereof, all sorts, not otherwise specified (D)—</b>					
At standard rate . . . . .	—	—	—	—	(a) 4,19,528
„ preferential rate . . . . .	—	—	—	—	(a) 8,03,450
<b>TOTAL</b> . . . . .	—	—	—	10,56,422*	12,07,817
<b>WIRELESS RECEPTION INSTRUMENTS AND APPARATUS and component parts thereof, including all electric valves, amplifiers and loudspeakers which are not specially designed for purposes other than wireless reception or are not original parts of and imported along with instruments and apparatus so designed (A)—</b>					
At standard rate . . . . .	—	—	—	—	(a) 1,36,038
„ preferential rate . . . . .	—	—	—	—	(a) 1,10,293
<b>TOTAL</b> . . . . .	—	—	—	2,56,938	4,09,369

\* Inclusive up to December of duty collected on organs and harmoniums and records for talking machines.  
(a) Figures relate to six months October 1933 to March 1934.



GROSS amount of CUSTOMS duty COLLECTED on the PRINCIPAL and other articles of IMPORTED MERCHANDISE subject to duty in each OFFICIAL year from 1929-30 to 1933-34—continued

ARTICLES	1929-30	1930-31	1931-32	1932-33	1933-34
<b>SCHEDULE II—IMPORT TARIFF—contd.</b>					
<b>PART IX—continued</b>					
<i>Articles which are liable to duty at special rates or to preferential duty at lower rates—continued</i>					
<b>III.—Articles wholly or mainly manufactured—continued</b>					
<b>Metals—Iron and Steel (B)—</b>					
<b>Iron—</b>					
Alloys . . . . .	—	—	—	31,718	65,133
Angle, channel and tee, not otherwise specified . . . . .	—	—	—	358	118
Bar and rod, not otherwise specified . . . . .	—	—	—	46,817	48,536
Pig . . . . .	—	—	—	6,563	15,204
Rice bowls . . . . .	—	—	—	5,043	5,043
<b>Iron or Steel—</b>					
Anchors and cables . . . . .	—	—	—	30,791	26,483
Hoops and strips . . . . .	—	—	—	4,39,161	5,54,219
Nails and washers, all sorts . . . . .	—	—	—	3,82,191	3,60,246
Pipes and tubes; also fitting therefor, such as bends, etc. . . . .	—	—	—	10,50,148	11,16,928
Railway track material . . . . .	—	—	—	20,408	18,092
Tramway track material . . . . .	—	—	—	26,063	20,316
Sheets (including cuttings, discs and circles) under ½ inch thick . . . . .	—	—	—	338	845
Plates and sheets, not under ½ inch thick . . . . .	—	—	—	32,667	55,248
Barbed or stranded fencing wire and wire rope . . . . .	—	—	—	2,40,510	2,72,080
Iron or steel specially designed for the reinforcement of concrete . . . . .	—	—	—	11,223	11,512
Expanded metal . . . . .	—	—	—	57,525	40,042
Cast iron pipes . . . . .	—	—	—	—	22,716
<b>Steel—</b>					
Angle . . . . .	—	—	—	1,486	2,557
Alloys, crucibles, shear, blister and tub . . . . .	—	—	—	14,583	10,815
Ingots, blooms, billets and slabs . . . . .	—	—	—	20,768	16,312
Bar and rod . . . . .	—	—	—	6,45,004	8,37,185
Steel made for springs and cutting tools by any process . . . . .	—	—	—	913	3,951
<b>TOTAL IRON AND STEEL—</b>					
At standard rate . . . . .	—	—	—	—	(a) 13,84,971
„ preferential rate . . . . .	—	—	—	—	(a) 5,47,300
<b>TOTAL</b>					
<b>Textile fabrics—</b>					
<b>Woolen Carpets, floor rugs, shawls and other manufactures of wool not otherwise specified, including felt—</b>					
At standard rate . . . . .	—	—	—	—	(a) 12,40,313
„ preferential rate . . . . .	—	—	—	—	(a) 6,87,150
<b>TOTAL</b>					
<b>Woolen hosiery and woolen knitted apparels that is to say, all hosiery and knitted apparels containing not less than 15 per cent. of wool by weight—</b>					
At standard rate . . . . .	—	—	—	—	23,931
„ preferential rate . . . . .	—	—	—	—	7,246
<b>TOTAL</b>					
<b>Woolen fabrics not otherwise specified containing more than 90 per cent. of wool containing felt and fabrics made of shoddy or waste wool—</b>					
At standard rate . . . . .	—	—	—	—	1,15,194
„ preferential rate . . . . .	—	—	—	—	77,702
<b>TOTAL</b>					
<b>Fabrics not otherwise specified not containing more than 10 per cent. silk or 10 per cent. artificial silk but containing more than 10 per cent. but not more than 90 per cent. wool—</b>					
At standard rate . . . . .	—	—	—	—	21,793
„ preferential rate . . . . .	—	—	—	—	40,556
<b>TOTAL</b>					
<b>Miscellaneous—</b>					
<b>Asphalt (C)—</b>					
At standard rate . . . . .	—	—	—	—	(a) 3,00,087
„ preferential rate . . . . .	—	—	—	—	..
<b>TOTAL</b>					
<b>TOTAL</b>					
				2,62,046	5,07,904

(a) Figures relate to six months October 1933 to March 1934.

No. 15—continued

GROSS amount of CUSTOMS duty COLLECTED on the PRINCIPAL and other articles of IMPORTED MERCHANDISE subject to duty in each OFFICIAL year from 1929-30 to 1933-34—continued

ARTICLES.	1929-30	1930-31	1931-32	1932-33	1933-34
	R	R	R	R	R
<b>SCHEDULE II—IMPORT TARIFF—concl'd.</b>					
<b>PART IX—concl'd.</b>					
<i>Articles which are liable to duty at special rates or to preferential duty at lower rates—concluded.</i>					
<b>III.—Articles wholly or mainly manufactured—concluded</b>					
<i>Miscellaneous—concl'd.</i>					
<b>Cinematograph films not exposed (C)—</b>					
At standard rate . . . . .	—	—	—	—	(a) 1,00,678
„ preferential rate . . . . .	—	—	—	—	(a) 24,471
<b>TOTAL</b> . . . . .	—	—	—	2,72,178	3,64,668
<b>The following glassmaking materials, viz., liquid gold and covered crucibles for glassmaking—</b>					
At standard rate . . . . .	—	—	—	—	(a) 2,430
„ preferential rate . . . . .	—	—	—	—	..
<b>TOTAL</b> . . . . .	—	—	—	—	2,430
<b>Portland Cement excluding white Portland Cement (A)—</b>					
At standard rate . . . . .	—	—	—	—	(a) 2,92,262
„ preferential rate . . . . .	—	—	—	—	(a) 2,40,227
<b>TOTAL</b> . . . . .	—	—	—	11,51,019	10,10,451
<b>Soap, toilet (C)—</b>					
At standard rate . . . . .	—	—	—	—	(a) 2,17,448
„ preferential rate . . . . .	—	—	—	—	(a) 2,89,231
<b>TOTAL</b> . . . . .	—	—	—	1,83,365	9,08,351
<b>Smokers' requisites (D)—</b>					
At standard rate . . . . .	—	—	—	—	(a) 81,830
„ preferential rate . . . . .	—	—	—	—	(a) 18,817
<b>TOTAL</b> . . . . .	—	—	—	1,13,661	1,95,920
<b>Toys, games, playing cards and requisites for games, etc. (D)—</b>					
At standard rate . . . . .	—	—	—	—	(a) 11,64,814
„ preferential rate . . . . .	—	—	—	—	(a) 2,61,751
<b>TOTAL</b> . . . . .	—	—	—	23,08,750	25,36,507
<b>TOTAL—MISCELLANEOUS</b> . . . . .	—	—	—	43,51,019	55,32,229
<b>TOTAL OF III.—ARTICLES WHOLLY OR MAINLY MANUFACTURED</b> . . . . .	—	—	—	1,37,72,707	2,81,27,697
<b>IV.—Miscellaneous and unclassified—</b>					
<b>Betelnuts (D)—</b>					
At standard rate . . . . .	—	—	—	—	(a) 23,85,262
„ preferential rate . . . . .	—	—	—	—	(a) 5,07,800
<b>TOTAL</b> . . . . .	—	—	—	57,54,350	50,54,124
<b>TOTAL OF PART IX</b> . . . . .	—	—	—	3,52,46,046	5,50,83,287
<b>Government Stores including imports by State Railways—</b>					
<b>Articles liable to protective duties—</b>					
<b>Iron and Steel—</b>					
<b>Liable to additional duties—</b>					
of British Manufacture . . . . .	3,24,271	62,483	94,257	31,068	28,495
not of British manufacture . . . . .	1,63,316	65,656	27,121	5,078	10,349
Not liable to additional duties . . . . .	1,65,895	32,122	55,623	25,554	41,146
<b>Paper and Stationery . . . . .</b>	1,76,890	1,65,902	78,287	51,790	64,224
<b>Railway plant and rolling stock (non-protective) . . . . .</b>	4,94,487	2,85,210	2,34,510	75,989	52,064
<b>Others . . . . .</b>	45,51,105	57,71,849	41,08,810	31,54,521	23,64,304
<b>TOTAL OF GOVERNMENT STORES</b> . . . . .	58,75,973	63,83,222	45,98,608	33,44,900	25,60,582
<b>GRAND TOTAL</b> . . . . .	42,83,21,832	39,63,06,645	38,96,00,108	45,17,93,141	33,44,41,851

(a) Figures relate to six months October 1933 to March 1934.

EXPORT DUTY

( 603 )

No. 16

GROSS amount of CUSTOMS duty COLLECTED on EXPORTED MERCHANDISE subject to duty in each OFFICAL year from 1929-30 to 1933-34

ARTICLES	1929-30	1930-31	1931-32	1932-33	1933-34
	R	R	R	R	R
Hides and skins, raw . . . . .	111	..	2,60,492	1,29,782	84,969
Arsenicated and air dried hides—					
Cows (including calf skins) . . . . .	5,21,886	2,96,295	1,71,152	1,09,002	1,60,218
Buffaloes (including calf skins) . . . . .	1,05,081	1,10,436	50,320	26,379	52,418
Dry salted hides—					
Cows (including calf skins) . . . . .	6,78,936	4,10,791	2,47,504	1,05,062	2,42,632
Buffaloes (including calf skins) . . . . .	40,800	29,564	18,335	4,342	6,301
Wet salted hides—					
Cows (including calf skins) . . . . .	20,910	22,483	14,059	8,609	18,630
Buffaloes (including calf skins) . . . . .	2,893	5,747	4,740	2,719	4,172
Goat and kid skins . . . . .	20,26,073	16,54,425	12,15,638	9,14,151	12,55,627
Sheep skins . . . . .	66,326	60,378	45,371	23,843	50,144
Jute—					
Raw (including cutting) . . . . .	1,98,84,812	1,48,51,593	1,44,07,568	1,36,68,905	1,77,56,148
Manufactures—					
Sacking . . . . .	1,07,20,868	82,17,203	72,77,356	75,88,757	72,02,626
Hessians and all other descriptions . . . . .	1,60,18,590	1,13,59,529	93,16,284	94,39,340	97,08,078
Rice—					
Rice in the husk . . . . .	1,54,842	1,15,269	3,00,372	2,43,188	69,921
" not in the husk . . . . .	1,18,91,064	89,44,316	92,26,902	73,30,370	68,64,661
" flour . . . . .	1,494	1,109	772	1,093	818
Government Stores . . . . .	288	272	71	70	74
<b>TOTAL</b>	<b>6,22,21,282</b>	<b>4,59,69,500</b>	<b>4,28,51,935</b>	<b>3,97,20,212</b>	<b>4,84,84,592</b>

---

---

**DRAWBACKS AND REFUNDS.**

---

---

AMOUNT of DRAWBACKS PAID and DUTIES REFUNDED on the PRINCIPAL and other

ARTICLES	DRAWBACKS					1929-30	1930-31
	1929-30	1930-31	1931-32	1932-33	1933-34		
	R	R	R	R	R	R	R
<b>SCHEDULE II—IMPORT TARIFF</b>							
<b>PART II.</b>							
<i>Articles which are liable to duty at special rates.</i>							
<b>I.—Food, Drink and Tobacco—</b>							
Fish, salted, wet	..	..	80	..	..	34	107
Fruits and Vegetables—	..	..	1	2	..	20	9
Currants	..	..	..	85	40	..	..
Grain Pulse and Flour—	..	..	..	..	..	..	..
Wheat and wheat flour*	..	..	..	..	..	..	..
Liquors—	1,384	815	2,351	2,417	32	30,092	34,207
Porter, cider and other fermented liquors except ale and beer	5,365	10,700	16,824	10,447	4,433	1,74,135	1,04,054
Spirit	1,016	625	2,688	2,415	575	17,407	15,286
Wines	7,765	12,146	21,863	24,270	5,040	2,21,634	1,53,547
Total of Liquors	1,637	1,604	1,145	38	..	1,45,044	2,59,682
Sugar†	..	..	..	..	..	..	..
Fish oil and whale oil	..	..	..	..	..	..	..
Molasses	..	656	..	..	273	40	250
Sugar‡	..	..	..	..	..	1,11,204	1,42,438
Salt	4	..	4	..	..	..	..
Tobacco—	..	..	436	..	..	..	42
Unmanufactured‡	30,948	16,446	19,568	0,125	1,046	6,225	28,949
Cigars and Cigarettes	188	959	738	1,771	200	924	488
All other sorts of manufactured tobacco	31,136	16,405	20,742	10,896	1,246	7,149	29,479
Total of Tobacco	40,592	30,901	43,835	85,300	6,599	4,85,725	5,85,512
Total of I.—Food, Drink and Tobacco	18,532	18,063	5,196	2,752	2,882	786	1,106
<b>II.—Raw materials and produce and articles mainly unmanufactured—</b>	2,057	947	191	2,813	1,706	1,947	3,975
Coal, Coke and Patent fuel	68,103	81,191	57,665	90,481	1,40,511	48,127	71,647
Tin, block	..	..	2,792	4,727	7,166	..	..
Oils—	..	..	..	..	..	..	..
Petroleum, all sorts (a)	..	..	..	..	..	..	..
Cotton raw	88,692	1,00,201	63,844	1,00,778	1,52,265	50,860	76,728
Total of II.—Raw materials, etc.	..	..	4,246	14,881	10,204	..	..
<b>III.—Articles wholly or mainly manufactured—</b>	24,128	21,667	18,801	12,820	286	7,762	11,077
Boots and shoes (b)	1,40,512	1,09,839	1,05,513	1,02,576	1,274	1,82,767	1,35,154
Arms, Ammunition and Military Stores—	..	..	..	..	6	..	..
Fire-arms and parts thereof	..	..	..	..	..	..	..
Carriages and Carts—	..	..	..	..	..	..	..
Motor cycles and motor scooters;‡	107	24	178	167	197	2,048	1,148
Chemicals, Drugs and Medicines—	..	..	..	..	..	..	..
Heavy Chemicals	..	..	..	..	..	..	..
Opium	..	..	..	..	..	..	..
Machinery—	..	23	..	..	..	139	324
Cotton, hair and canvas ply belting for machinery	..	..	..	..	..	..	..
Rubber insulated copper wires and cables, etc.	..	..	..	..	..	..	..
Metals—	..	2,17,849	14,94,225	4,68,640	1,263	92	14,19,070
Silver bullion or coin except current coin of the Government of India and silver sheets and plates, etc. (c)	..	11,739	..	..	..	..	10,527
Silver Plate silver thread and wire (including so-called gold thread and wire mainly made of silver) silver manufactures, all sorts not otherwise specified.	5,605	3,507	13,625	507	101	6,004	1,207
Yarns and Textile Fabrics—	32,183	22,938	33,781	54,022	44,211	4,418	8,455
Artificial silk yarn and thread	3,12,951	..	..	688	72,630	2,92,986	..
Cotton hosiery	2,084	3,001	68	6,298	7,471	2,007	3,300
Cotton twist and yarn, etc.	..	..	..	..	..	..	1
Artificial silk piecegoods	..	..	..	..	..	..	..
Cotton piecegoods (d)	..	..	..	..	..	..	..
Silk or artificial silk mixtures	..	..	..	..	..	..	..
Yarn (excluding cotton yarn) such as is ordinarily used for the manufacture of belting for machinery.	3,52,723	29,586	47,474	61,510	1,24,833	3,05,500	12,963
Miscellaneous—	..	..	..	..	33	..	..
Glass globes and chimneys, etc.	..	..	..	..	..	..	..
Paints, colours and Painters' materials	..	..	..	..	..	..	..
Soap, household and laundry	..	..	..	..	..	..	..
Printing Type	8	87	16	..	40	71	103
Portland Cement;‡	990	300	170	..	..	4,876	3,753
Printer's ink	390	169	4	87	..	207	99
Total of III.—Articles wholly or mainly manufactured	5,18,858	3,91,233	16,70,627	6,55,691	1,38,145	5,08,492	15,94,218
Total of Part II	6,48,142	5,22,335	17,80,306	7,91,704	2,97,009	10,40,047	22,56,453
<b>PART III.</b>							
<i>Articles which are liable to duty at 2½ per cent ad valorem</i>							
<b>I.—Food, Drink and Tobacco—</b>							
Provisions and OEman's stores—	..	..	..	..	..	..	50
Vinegar in Casks	..	..	..	..	..	..	..
Total of I.—Food, Drink and Tobacco	..	..	..	..	..	..	50
<b>II.—Raw materials and produce and articles mainly unmanufactured—</b>							
Wood and Timber—	..	..	7	..	..	..	..
Firwood	..	..	7	..	..	..	..
Total of II.—Raw materials, etc.	..	..	7	..	..	..	..

\* Dutiable at Rs. 2 per cwt. under Wheat (Import) Duty Act, 1931.  
 † Transferred to Part VII figures for 1932-33 represent duty collected at old rate.  
 ‡ Transferred to Part IX.  
 § Inclusive of the amount on motor cars upto December 1932.  
 (a) Inclusive of amount on mineral lubricating oil up to December, 1932.  
 (b) Shown separately from October, 1931.  
 (c) Dutiable from 1st March, 1930.  
 (d) Transferred to "protective duty" group with effect from 4th April, 1930.

ARTICLES IMPORTED and EXPORTED, in each Official Year from 1929-30 to 1933-34

REFUNDS			TOTAL					ARTICLES
1931-32	1932-33	1933-34	1929-30	1930-31	1931-32	1932-33	1933-34	
R	R	R	R	R	R	R	R	
405	225	537	34	107	575	225	337	<p><b>SCHEDULE II—IMPORT TARIFF</b></p> <p><b>PART II</b></p> <p><i>Articles which are liable to duty at special rates</i></p> <p><b>I.—Food, Drink and Tobacco—</b></p> <p>Fish, salted, wet</p> <p>Fruits and Vegetables— Currants</p> <p>Grain, Pulse and Flour— Wheat and wheat flour*</p> <p>Liquors— Porter, cider and other fermented liquors except ale and beer Spirit</p> <p>Wines</p> <p>Total of Liquors</p> <p>Sugar† Fish, oil and whale oil Molasses Saccharine Salt</p> <p>Tobacco— Unmanufactured‡ Cigars and Cigarettes All other sorts of manufactured tobacco</p> <p>Total of Tobacco</p> <p>Total of I.—Food, Drink and Tobacco</p> <p><b>II.—Raw materials and produce and articles mainly unmanufactured—</b> Coal, Coke and Patent fuel</p> <p>Tin, block</p> <p>Oils— Petroleum, all sorts (a)</p> <p>Cotton, raw</p> <p>Total of II.—Raw materials, etc.</p> <p><b>III.—Articles wholly or mainly manufactured—</b> Boots and shoes (b)</p> <p>Arms, Ammunition and Military Stores— Fire-arms and parts thereof†</p> <p>Carriages and Carts— Motor cycles and motor scooters‡</p> <p>Chemicals, Drugs and Medicines— Heavy Chemical Opium</p> <p>Machinery— Cotton, hair and canvas ply belting for machinery</p> <p>Rubber insulated copper wires and cables, etc.</p> <p>Metals— Silver bullion or coin except current coin of the Government of India and silver sheets and plates, etc. (c) Silver Plate, silver thread and wire (including so-called gold thread and wire mainly made of silver) silver manufactures, all sorts not otherwise specified</p> <p>Yarns and Textile Fabrics— Artificial silk yarn and thread Cotton hosiery Cotton twist and yarn, etc. Artificial silk piecegoods Cotton piecegoods (d) Silk or artificial silk mixtures Yarn (excluding cotton yarn) such as is ordinarily used for the manufacture of belting for machinery</p> <p>Total of Yarns and Textile Fabrics</p> <p>Miscellaneous— Glass, globes and chimneys, etc. Paints, colours and Painters' materials Soap, household and laundry Printing type Portland Cement‡ Printer's ink</p> <p>Total of III.—Articles wholly or mainly manufactured</p> <p><b>Total of Part II</b></p> <p><b>PART III</b></p> <p><i>Articles which are liable to duty at 2½ per cent ad valorem</i></p> <p><b>I.—Food, Drink and Tobacco—</b> Provisions and Oilman's Stores— Vinegar in Casks</p> <p>Total of I.—Food, Drink and Tobacco</p> <p><b>II.—Raw materials and produce and articles mainly unmanufactured—</b> Wood and Timber— Firewood</p> <p>Total of II.—Raw materials, etc.</p>
174	3	16	20	9	175	5	16	
4,65,069	613	348	..	..	4,65,069	698	388	
8,334	4,378	95	31,476	35,022	10,685	6,790	127	
55,221	84,534	41,036	1,79,500	1,14,760	72,045	53,981	45,460	
14,300	12,028	12,702	18,423	15,011	16,988	15,043	13,277	
77,855	51,535	53,833	2,29,399	1,65,693	99,718	76,814	58,873	
3,34,207	2,314	..	1,47,331	2,01,376	3,35,352	2,352	..	
..	..	1,764	..	..	..	..	1,764	
..	..	56	..	..	..	..	56	
184	..	2,705	40	908	184	..	2,078	
1,78,676	11,92,269	11,16,050	1,11,208	1,42,438	1,78,680	11,92,268	11,16,050	
66	..	..	..	42	502	..	..	
56,636	19,458	12,972	37,173	44,395	76,204	28,588	14,018	
182	221	408	1,112	1,447	920	1,992	699	
66,884	19,679	13,470	38,285	45,844	77,626	30,575	14,716	
11,13,544	12,66,637	11,98,659	5,26,317	6,16,413	11,57,379	18,01,937	11,95,168	
672	2,322	373	19,318	19,169	5,868	5,074	3,255	
3,119	1,022	2,967	4,004	4,922	3,310	3,835	4,673	
50,892	1,45,152	64,231	1,16,230	1,52,838	1,08,557	2,35,633	2,04,792	
4,200	13,089	11,195	..	..	6,992	17,816	18,361	
58,883	1,61,685	76,816	1,39,552	1,76,929	1,24,727	2,02,368	2,31,081	
2,674	10,047	10,327	..	..	6,920	24,928	30,531	
12,875	18,712	..	31,890	32,744	31,676	31,532	236	
1,00,822	70,650	733	3,23,273	2,44,993	2,06,335	1,78,226	2,012	
..	..	..	..	..	..	..	6	
..	..	66	..	..	..	..	66	
246	368	538	2,155	1,172	424	535	735	
166	1,144	675	139	347	166	1,144	675	
9,49,348	2,12,790	15,745	92	16,36,910	24,43,573	6,76,430	17,008	
..	..	..	..	22,266	..	..	..	
3,182	111	497	11,509	4,804	16,307	616	598	
..	..	6	..	..	..	..	479	
4,311	4,622	1,557	36,506	31,443	38,092	58,844	45,768	
..	28,019	8,44,371	..	..	..	28,707	4,10,051	
..	..	..	0,05,937	..	..	..	..	
7,445	27,714	20,958	4,181	6,301	7,513	31,007	37,429	
..	1,080	8	..	1	..	1,080	3	
14,938	61,746	3,76,392	6,68,223	42,549	62,412	1,23,256	5,01,225	
..	..	144	..	..	..	..	177	
..	..	63	..	..	..	..	63	
..	..	4	..	..	..	..	4	
2,511	96	147	79	140	2,527	96	196	
1,340	..	..	5,868	4,053	1,516	..	..	
316	163	71	597	268	319	200	71	
10,85,241	8,75,710	4,14,810	10,22,320	19,85,451	27,55,868	10,31,347	5,52,955	
22,57,668	18,93,938	10,82,185	16,88,189	27,78,798	40,37,974	25,95,042	19,79,194	
..	..	..	..	..	..	..	..	
11	85	40	..	50	11	85	40	
11	85	40	..	50	11	85	40	
..	..	..	..	..	7	..	..	
..	..	..	..	..	7	..	..	

No. 17—continued

AMOUNT of DRAWBACKS PAID and DUTIES REFUNDED on the PRINCIPAL and other

ARTICLES	DRAWBACKS						
	1929-30	1930-31	1931-32	1932-33	1933-34	1929-30	1930-31
	R	R	R	R	R	R	R
<b>SCHEDULE II—IMPORT TARIFF—continued</b>							
<b>PART III—continued</b>							
<i>Articles which are liable to duty at 2½ per cent ad valorem—continued</i>							
<b>III.—Articles wholly or mainly manufactured—</b>							
<i>Chemicals, etc.—</i>							
Copperas, green . . . . .	..	..	..	..	..	..	..
Machinery . . . . .	..	..	..	..	..	4	..
<i>Miscellaneous—</i>							
Aeroplanes, aeroplane engines and parts thereof . . . . .	400	40	910	481	590	792	16
Printing materials . . . . .	..	1	..	..	..	6	1
Bags for the withering of tea leaf . . . . .	..	..	..	..	..	..	..
Fodder, bran and pollards . . . . .	..	..	..	..	..	2,026	1,019
<b>Total of III—Articles wholly or mainly manufactured . . . . .</b>	<b>400</b>	<b>41</b>	<b>910</b>	<b>481</b>	<b>590</b>	<b>2,827</b>	<b>1,036</b>
<b>Total of Part III . . . . .</b>	<b>400</b>	<b>41</b>	<b>917</b>	<b>481</b>	<b>590</b>	<b>2,827</b>	<b>1,036</b>
<b>PART IV</b>							
<i>Articles which are liable to duty at 10 per cent ad valorem</i>							
<b>I.—Raw materials and produce and articles mainly unmanufactured—</b>							
<i>Metallic ores and scrap iron or steel for remanufacture—</i>							
Iron or Steel, old . . . . .	..	..	..	..	..	..	111
<b>III.—Articles wholly or mainly manufactured—</b>							
<i>Dyes derived from Coal-tar†</i>							
Hardware, Implements and Instruments—	..	..	689	12,572	13,075	..	..
Telegraphic instruments and apparatus and parts thereof imported by or under the orders of a Railway Administration . . . . .	58	..	..	..	593	..	66
<i>Machinery—</i>							
Machinery, namely primemovers, boilers, locomotive engines and tenders for the same, etc., also machines and sets of machines to be worked by electric, steam, water, fire, or other power, not being manual or animal labour, apparatus and appliances, not to be operated by manual or animal labour, which are designed for use in an industrial system, control gear, self-acting or otherwise, and transmission gear, etc., and bare harddrawn electrolytic copper wires and cables, etc.† . . . . .	..	..	549	3,952	7,190	..	..
Textile machinery and apparatus by whatever power operated, namely, heads, head cords, etc.† . . . . .	..	..	114	310	908	..	..
Printing and Lithographic Material† . . . . .	..	..	127	228	338	..	..
Component parts of Machinery† . . . . .	..	..	504	6,318	12,167	..	..
<i>Metals—</i>							
<i>Iron and Steel—</i>							
Iron . . . . .	923	726	856	..	..	525	87
Iron or Steel . . . . .	3,769	1,669	2,387	..	..	25,908	30,452
Steel . . . . .	582	414	511	..	..	18,353	3,919
<b>Total of Metals—Iron and Steel . . . . .</b>	<b>5,274</b>	<b>3,109</b>	<b>3,754</b>	<b>..</b>	<b>..</b>	<b>44,780</b>	<b>34,458</b>
Railway plant and rolling stock . . . . .	343	279	21,581	2,489	57	17,630	8,301
Ships and other vessels, etc. . . . .	468	..	..	943	22	471	503
<b>Total of III—Articles wholly or mainly manufactured . . . . .</b>	<b>6,138</b>	<b>3,388</b>	<b>27,318</b>	<b>26,812</b>	<b>34,956</b>	<b>62,887</b>	<b>43,383</b>
<b>Total of Part IV . . . . .</b>	<b>6,138</b>	<b>3,388</b>	<b>27,318</b>	<b>26,812</b>	<b>34,956</b>	<b>62,887</b>	<b>43,499</b>
<b>PART V.</b>							
<i>Articles which are liable to duty at 18 per cent ad valorem</i>							
<b>I.—Food, Drink and Tobacco—</b>							
<i>Fish</i>							
Fish . . . . .	347	94	2,043	1,067	..	126	58
<i>Fruits and Vegetables*</i>							
Grain, Pulse and Flour—	3,989	3,185	10,135	..	..	21,419	19,498
Flour, except sago flour . . . . .	43	8	..	5	12	3	125
Provisions and Oilman's Stores . . . . .	25,935	23,918	60,360	18,101	10,609	23,464	21,390
Spices† . . . . .	20,100	19,827	..	..	..	5,407	6,774
Tea† . . . . .	1,048	6,308	559	..	..	3,55,242	4,49,083
<i>Other food and drink—</i>							
Coffee † . . . . .	147	381	80	..	..	661	147
Other sorts . . . . .	..	..	1,615	284	5	901	49
<b>Total of Other Food and Drink . . . . .</b>	<b>147</b>	<b>381</b>	<b>1,645</b>	<b>284</b>	<b>5</b>	<b>1,622</b>	<b>196</b>
<b>Total of I—Food, Drink and Tobacco . . . . .</b>	<b>51,604</b>	<b>53,721</b>	<b>75,651</b>	<b>19,467</b>	<b>10,626</b>	<b>4,12,283</b>	<b>4,99,130</b>

\* Transferred to Part VIII.  
 † Dutiable from 30th September, 1931.  
 ‡ Transferred to Part IX.

## ARTICLES IMPORTED and EXPORTED, in each Official Year from 1929-30 to 1933-34—continued

REFUNDS			TOTAL					ARTICLES
1931-32	1932-33	1933-34	1929-30	1930-31	1931-32	1932-33	1933-34	
R	R	R	R	R	R	R	R	
..	134	10	..	..	..	134	10	<b>SCHEDULE II—IMPORT TARIFF</b> —continued <b>PART III—continued</b> Articles which are liable to duty at 2½ per cent ad valorem —continued <b>III.—Articles wholly or mainly manufactured—</b> Chemicals, etc.— Copperas, green Machinery Miscellaneous— Aeroplanes, aeroplane engines and parts thereof Printing materials Racks for the withering of tea leaf Fodder, bran and pollards Total of III—Articles wholly or mainly manufactured Total of Part III
..	..	..	4	..	..	..	..	
430	174	66	1,192	56	1,346	656	666	
311	25	1	5	2	311	25	1	
..	..	9	..	..	..	..	9	
980	440	1,503	2,026	1,019	980	440	1,508	
1,727	773	1,594	3,227	1,077	2,687	1,254	2,184	
1,738	858	1,634	3,227	1,127	2,655	1,339	2,224	
99	303	136	..	111	99	303	136	<b>PART IV</b> Articles which are liable to duty at 10 per cent ad valorem. <b>II—Raw materials and produce and articles mainly unmanufactured—</b> Metallic ores and scrap iron or steel for remanufacture— Iron or Steel, old <b>III—Articles wholly or mainly manufactured—</b> Dyes derived from Coal-tar.† Hardware, Implements and Instruments— Telegraphic instruments and apparatus and parts thereof imported by or under the orders of a Railway Administration <b>MACHINERY</b> Machinery, namely primemovers, boilers, locomotive engines and tenders for the same, etc., also machines and sets of machines to be worked by electric, steam, water, fire, or other power, not being manual or animal labour, apparatus and appliances, not to be operated by manual or other animal labour, which are designed for use in an industrial system, control gear, self-acting or otherwise, and transmission gear, etc., and bare hard-drawn electrolytic copper wires and cables, etc. † Textile machinery and apparatus by whatever power operated, namely belds, head cords, etc. † Printing and lithographic material † Component parts of machinery † <b>Metals—</b> Iron and Steel†— Iron Iron or Steel Steel Total of Metals—Iron and Steel Railway plant and rolling stock Ships and other vessels, etc. Total of III—Articles wholly or mainly manufactured Total of Part IV
3,732	18,351	6,539	—	—	4,421	30,923	20,214	
..	..	4	53	66	..	..	597	
6,272	32,742	31,136	—	—	6,821	36,694	38,332	
1,864	3,552	4,034	—	—	1,978	3,362	4,992	
588	246	727	—	—	715	474	1,065	
21,057	46,629	46,896	—	—	21,561	52,947	59,063	
916	—	—	1,448	813	1,772	—	—	
33,130	—	—	29,677	32,421	35,517	—	—	
2,566	—	—	18,935	4,333	3,077	—	—	
36,612	—	—	50,060	37,567	40,366	—	—	
28,782	5,216	4,582	17,073	8,680	50,363	7,704	4,639	
24,933	4,918	416	939	663	24,933	5,861	438	
1,23,840	1,11,653	94,334	69,025	46,776	1,51,168	1,38,405	1,29,840	
1,23,939	1,11,956	94,520	69,025	46,887	1,51,257	1,38,768	1,29,476	
328	447	646	473	152	3,260	1,514	640	<b>PART V</b> Articles which are liable to duty at 15 per cent ad valorem <b>I—Food, Drink and Tobacco—</b> Fish Fruits and Vegetables* Grain, Pulse and Flour— Flour except sago flour. Provisions and Oilman's Stores Spices † Tea † Other food and drink— Coffee † Other sorts Total of Other Food and Drink Total of I—Food, Drink and Tobacco
20,556	—	..	25,408	22,683	30,690	—	..	
47	1,104	277	46	133	47	1,109	289	
25,863	25,350	18,700	54,309	45,314	86,232	43,451	20,309	
..	..	..	25,507	23,501	..	..	..	
5,07,774	—	—	3,56,285	4,55,391	5,08,333	—	..	
13	—	—	803	523	48	—	..	
530	120	170	961	49	2,145	404	175	
543	120	170	1,769	577	2,193	404	175	
5,55,110	27,021	10,833	4,68,837	5,52,851	6,30,761	46,478	30,509	



AMOUNT of DRAWBACKS PAID and DUTIES REFUNDED on the PRINCIPAL and other

ARTICLES	DRAWBACKS						
	1929-30	1930-31	1931-32	1932-33	1933-34	1929-30	1930-31
<b>SCHEDULE II—IMPORT TARIFF—continued</b>							
<b>PART V—continued</b>							
<i>Articles which are liable to duty at 15 per cent ad valorem—continued</i>							
<b>II—Raw materials and produce and articles mainly unmanufactured—</b>							
Gums, resins and lac . . . . .	719	1,626	1,264	424	323	630	846
Oils, all sorts, excluding petroleum shown under Part II . . . . .	3,995	3,560	6,582	9,039	2,236	16,477	30,724
Seeds . . . . .	7,750	861	255	413	261	945	7,471
All sorts of Stearine, Wax, grease, etc. . . . .	665	2,971	316	143	588	5,313	2,269
Textile materials—							
Silk, waste, and raw silk including cocoons . . . . .	6,105	1,535	3,956	—	317	73	234
Raw Flax, Hemp, Jute and all other unmanufactured textile materials not otherwise specified . . . . .	1,806	..	..	..	..	..	185
Wood and Timber . . . . .	1,479	923	761	257	15	26,419	23,152
Miscellaneous—							
Canes and Rattans . . . . .	97	13	..	..	851	95	..
Cowries and shells . . . . .	664	80	237	..	139	51	15
Ivory, unmanufactured* . . . . .	6,440	937	529	..	..	177	184
Precious stones, unset . . . . .	79,556	1,09,890	13,035	12,398	27,064	91	..
All other raw materials . . . . .	1,513	3,305	1,382	2,775	1,771	2,524	1,206
Total of Miscellaneous . . . . .	83,275	1,14,225	15,233	15,673	29,825	2,938	1,405
Total of II—Raw materials, etc. . . . .	1,10,794	1,25,700	23,367	25,999	33,565	52,795	71,985
<b>III—Articles wholly or mainly manufactured—</b>							
Apparel* . . . . .	22,617	21,963	17,283	—	..	59,467	31,792
Explosives, etc. . . . .	108	117	160	455	383	14	32
Ornamental arms . . . . .	..	..	..	..	12	..	..
Tramcars, passenger lifts, etc.† . . . . .	12,858	22,810	27,529	15,589	1,239	34,818	27,834
Chemicals and Drugs and Medicines . . . . .	14,792	31,730	12,205	13,605	3,693	40,977	41,133
Cutlery, Hardware, Implements and Instruments—							
Cutlery* . . . . .	3,232	730	1,745	—	..	2,332	2,503
Hardware* . . . . .	1,04,145	67,940	68,352	—	..	53,001	68,833
All other sorts of Implements and Instruments, etc.* . . . . .	30,265	32,138	29,714	—	..	49,787	60,163
Agricultural Implements . . . . .	..	..	..	2,674	1,249	..	..
Electrical Instruments . . . . .	..	..	..	707	4,737	..	..
Optical Instruments . . . . .	..	..	..	88	618	..	..
Total of Cutlery, Hardware, etc. . . . .	1,37,692	1,00,308	99,811	3,469	6,504	1,10,120	1,31,504
Dyes and Colours . . . . .	12,408	4,435	6,938	7,667	2,083	6,715	4,583
Paints and Colours . . . . .	..	..	..	394	201	..	..
Furniture, Cabinetware and manufacture of wood* . . . . .	89,000	95,945	53,734	—	..	19,431	14,059
Glassware and Earthenware . . . . .	20,559	15,312	10,487	10,463	9,659	12,607	14,587
Earthenware pipes . . . . .	..	..	..	..	18	..	..
Hides and Skins and Leather . . . . .	3,334	2,008	5,977	3,150	237	1,897	1,187
Machinery* . . . . .	5,779	6,306	4,878	—	..	34,392	33,114
Metals—							
Iron and Steel* . . . . .	16,042	6,839	5,245	—	..	12,049	6,003
Metals other than Iron and Steel—							
Brass . . . . .	3,218	2,554	986	422	..	1,175	1,601
Copper . . . . .	7,907	2,330	439	489	..	4,406	6,769
Lead . . . . .	..	..	..	..	..	..	..
Quicksilver . . . . .	38	..	102	129	..	178	225

\* Transferred to Part VIII.  
 † Inclusive, up to December 1932, of the amounts for Motor Omnibus, etc.

ARTICLES IMPORTED and EXPORTED, in each Official Year from 1929-30 to 1933-34—continued

REFUNDS			TOTAL					ARTICLES
1931-32	1932-33	1933-34	1929-30	1930-31	1931-32	1932-33	1933-34	
R	R	R	R	R	R	R	R	
1,000	1,168	5	1,340	2,271	2,278	1,502	379	<b>SCHEDULE II—IMPORT TARIFF</b> —continued
11,933	1,74,369	1,37,620	20,472	34,293	18,515	1,33,458	1,39,856	<b>PART V—continued</b>
2,437	1,231	1,532	3,695	3,322	2,742	1,644	1,793	Articles which are liable to duty at 15 per cent ad valorem —continued
1,116	5,718	1,493	5,978	5,240	1,431	5,861	2,081	<b>II.—Raw materials and produce and articles mainly unmanufactured—</b>
6,769	13,076	16	6,178	1,769	10,725	13,976	335	Gums, resins and lac
299	2,017	72	1,806	185	299	2,017	72	Oils, all sorts, excluding petroleum shown under Part II
64,374	64,635	58,602	27,398	29,075	65,135	64,892	58,677	Seeds
								All sorts of Stearine, Wax, grease, etc.
								Textile materials—
								Silk, waste, and raw silk including cocoons
								Raw Flax, Hemp, Jute and all other unmanufactured textile materials not otherwise specified
								Wood and Timber
								Miscellaneous—
372	204	198	192	13	372	204	1,049	Canes and Rattans
170	142	83	715	95	457	142	222	Cowries and Shells
20	..	..	6,617	1,121	549	..	..	Ivory, unmanufactured*
..	..	4,263	79,647	1,09,890	13,035	12,898	31,327	Precious stones, unset
64	14	3,450	4,042	4,511	1,446	2,789	5,221	All other raw materials
626	300	7,994	91,213	1,15,630	15,859	16,033	37,819	Total of Miscellaneous
88,612	2,63,474	2,07,447	1,63,589	1,96,785	1,16,979	2,89,473	2,41,012	Total of II.—Raw materials, etc.
24,903	—	..	82,084	53,755	42,186	—	..	<b>III.—Articles wholly or mainly manufactured—</b>
57	3,006	150	117	149	217	3,461	538	Apparel*
..	46	..	..	..	..	46	..	Explosives, etc.
40,805	24,512	2,924	47,676	50,653	68,334	40,101	4,157	Ornamental arms
43,554	39,404	16,583	55,769	72,963	55,759	53,009	20,186	Tramcars, passenger lifts, etc.
								Chemicals and Drugs and Medicines
								Cutlery, Hardware, Implements and Instruments—
3,513	—	..	5,614	3,233	5,258	—	..	Cutlery*
54,739	—	..	1,62,146	1,36,778	1,23,091	—	..	Hardware*
84,790	—	..	80,052	92,301	1,14,504	—	..	All other sorts of Implements and Instruments, etc.
..	1,718	2,080	..	..	..	4,392	3,329	Agricultural Instruments
..	484	3,305	..	..	..	1,191	8,002	Electrical Instruments
..	15	1,185	..	..	..	103	1,703	Optical Instruments
1,43,042	2,217	7,130	2,47,812	2,32,312	2,42,853	5,086	13,684	Total of Cutlery, Hardware, etc.
16,538	9,817	688	19,123	9,068	23,170	17,434	2,770	Dyes and Colours
..	827	4,795	..	..	..	1,221	5,056	Paints and Colours
29,546	—	..	1,08,491	1,11,004	83,230	—	..	Furniture, Cabinetware and manufactures of wood*
28,553	20,836	9,374	33,036	29,899	39,020	31,349	19,033	Glassware and Earthenware
..	342	822	..	..	..	342	840	Earthenware pipes
2,514	1,311	2,308	5,231	3,195	3,491	4,461	2,445	Hides and Skins and Leather
19,161	—	..	40,671	44,920	24,039	—	..	Machinery*
40,771	—	..	23,091	12,892	55,016	—	..	Metals—
								Iron and Steel*
								Metals other than Iron and Steel—
557	2,191	..	4,393	4,155	1,523	2,613	..	Brass
19,547	17,147	..	12,313	3,996	19,936	17,636	..	Copper
16	16	..	..	..	16	16	..	Lead
306	498	..	216	225	408	627	..	Quicksilver

No. 17—continued

AMOUNT of DRAWBACKS PAID and DUTIES REFUNDED on the PRINCIPAL and other

ARTICLES	DRAWBACKS					DRAWBACKS	
	1920-30	1930-31	1931-32	1932-33	1933-34	1920-30	1930-31
<b>SCHEDULE II—IMPORT TARIFF—continued</b>							
<b>PART V—continued</b>							
<i>Articles which are liable to duty at 15 per cent ad valorem—continued</i>							
<b>III.—Articles wholly or mainly manufactured—continued</b>							
<i>Metals other than Iron and Steel—continued</i>							
Other metals . . . . .	3,833	6,725	23,829	23,062	..	7,256	14,363
Total of Metals other than Iron and Steel . . . . .	14,996	11,509	25,386	24,102	3,239	13,015	22,956
Paper, Pasteboard and Stationery* . . . . .	10,330	8,491	9,716	—	..	35,328	20,353
Printing paper all sorts not otherwise specified . . . . .	..	..	..	..	1,820	..	..
Yarns and Textile Fabrics—							
Cottonthread, other than sewing and darning thread, and all other manufactured cotton goods not otherwise specified.	1,165	3,303	1,950	1,278	2,807	7,487	4,806
Flax, twist and yarn and manufactures . . . . .	344	63	34	74	1,221	793	1,245
Hatberdashery and Millinery* . . . . .	4,677	2,327	3,993	—	..	7,102	5,909
Towels not in the piece . . . . .	..	..	..	302	557	..	..
Hemp manufactures . . . . .	449	46	113	261	..	27	..
Hosiery excluding articles made of silk or artificial silk . . . . .	3,242	6,819	3,914	6,514	2,200	2,325	2,008
Jute, twist and yarn and manufactures . . . . .	269	1,092	754	29	20	41	395
Silk yarn, nolls and warps . . . . .	24,564	5,961	2,391	2,061	4,523	15	43,816
Woolen blankets and rugs, etc. . . . .	23,125	11,110	14,181	9,875	2,909	13,848	27,036
All other sorts of yarns and textile fabrics, not otherwise specified.	62,645	27,360	13,735	14	932	11,120	37,371
Silk or artificial silk goods used or required for medical purposes . . . . .	..	..	23	..	3	..	..
Total of Yarns and Textile Fabrics . . . . .	1,30,480	58,671	46,087	21,234	15,232	47,238	1,22,640
Miscellaneous—							
Art, works of . . . . .	250	1,544	339	213	152	386	1,104
Bangles, celluloid . . . . .	62	..	..	..	—	392	..
Brushes and Brooms* . . . . .	520	146	553	—	..	234	65
Building and Engineering materials* . . . . .	836	813	1,935	—	..	23,823	9,230
Candles . . . . .	..	..	2	6	3	32	44
Cinematograph films not exposed† . . . . .	33,904	64,263	3,148	—	—	1,537	865
Cordage and Rope and Twines of Vegetable fibre* . . . . .	303	273	353	—	—	1,674	197
Fireworks, specially prepared as danger or distress lights for the use of ships.	1	176	424	313	30	15	27
Furniture, tackle and apparel, not otherwise specified, for steam sailing, rowing and other vessels.	540	200	..	..	325	8	..
Mats and Matting . . . . .	896	745	737	342	542	116	82
Newspaper, old . . . . .	..	..	..	186	822	..	..
Oilcakes . . . . .	..	..	..	..	..	337	65
Oilecloth and Floorcloth* . . . . .	1,110	351	963	—	—	102	234
Packing—Engine and Boiler—all sorts . . . . .	62	11	13	—	—	52	384
Perfumery (excluding perfumed spirit) . . . . .	2,481	1,454	4,946	3,114	2,645	288	411
Pitch, and Tar . . . . .	7	37	228	81	729	514	254
Polishes and compositions . . . . .	593	983	1,610	1,094	7,023	714	340
Slate Pencils . . . . .	..	..	..	..	20	..	..
Rubber tyres and other manufactures of rubber* . . . . .	2,029	8,686	1,434	—	—	6,500	3,237
Pneumatic rubber tyres and tubes* . . . . .	27,948	30,670	46,347	—	—	26,855	17,601
Soap . . . . .	3,456	2,170	4,123	4,198	8,357	2,699	2,673
Strawboard . . . . .	..	..	..	90	..	..	..
Stone and Marble and articles thereof . . . . .	20	48	296	63	143	573	2,467
Tea Chests and parts and fittings thereof . . . . .	..	..	..	..	1,017	..	..
Toilet requisites* . . . . .	2,208	3,622	3,535	—	..	4,676	2,480
All other articles not otherwise specified . . . . .	63,326	15,375	24,015	24,958	20,334	1,38,867	92,735
Total of Miscellaneous . . . . .	1,46,561	1,31,772	95,520	34,612	48,056	2,09,894	1,34,525
Total of III.—Articles wholly or mainly manufactured . . . . .	5,86,241	5,20,375	4,20,886	1,34,740	92,456	6,38,362	6,11,356
<b>IV.—Miscellaneous and unclassified—</b>							
Coral . . . . .	14	..	..	..	..	..	..
Umbrellas and fittings therefor* . . . . .	179	88	34	—	..	525	1,281
All other articles including articles imported by post . . . . .	2,559	5,510	5,098	6,524	10,116	9,321	529
Total of Part IV . . . . .	8,01,761	7,05,344	5,30,936	1,80,720	1,46,763	11,13,236	11,83,331

\*Transferred to Part VIII.  
† " " " IX.

ARTICLES IMPORTED and EXPORTED, in each Official Year from 1929-30 to 1933-34—continued

REFUNDS			TOTAL					ARTICLES
1931-32	1932-33	1933-34	1929-30	1930-31	1931-32	1932-33	1933-34	
R	R	R	R	R	R	R	R	
14,922	9,214	..	11,089	21,088	38,751	32,276	..	<b>SCHEDULE II—IMPORT TARIFF</b> —continued <b>PART V—continued</b> <i>Articles which are liable to duty at 15 per cent. ad valorem—</i> continued <b>III—Articles wholly or mainly manufactured</b> —continued Metals other than Iron and Steel—continued Other metals
15,348	29,066	2,287	28,001	84,464	60,684	58,168	5,526	Total of Metals other than Iron and Steel
81,164	..	1,611	45,658	28,843	40,880	..	3,437	Paper, Pasteboard and Stationery* Printing paper all sorts not otherwise specified.
4,776	10,382	10,851	8,632	8,699	6,726	11,656	13,718	Yarns and Textile Fabrics— Cotton thread, other than sewing and darning thread and all other manufactured cotton goods not other- wise specified Flax, twist and yarn and manufactures Haberdashery and Millinery* Towels not in the piece Hemp manufactures Hosiery excluding articles made of silk or artificial silk Jute, twist and yarn and manufactures Silk yarn, nolls and warps Woolen blankets and rugs. All other sorts of yarns and textile fabrics, not otherwise specified Silk or artificial silk goods used or required for medi- cal purposes
777	3,736	1,022	1,137	1,308	811	3,810	2,243	Total of Yarns and Textile Fabrics
7,769	..	..	11,779	8,236	11,761	..	..	Miscellaneous— Art, works of Bangles, celluloid Brushes and Brooms* Building and Engineering materials* Candles Cinematograph films not exposed † Cordage and Rope and Twine of Vegetable fibre* Fireworks, specially prepared as danger or distress lights for the use of ships Furniture, tackle and apparel, not otherwise specified for steam, sailing, rowing and other vessels Mats and Matting Newspaper, old Oilcakes Oilcloth and Floorcloth* Packing—Engine and Boiler—all sorts Perfumery (excluding perfumed spirit) Pitch and Tar Polishes and compositions Slate Pencils Rubber tyres and other manufactures of rubber* Pneumatic rubber tyres and tubes *
..	..	517	..	..	..	302	1,074	Soap Straw boards Stone and Marble and articles thereof, Tea chests and parts and fittings thereof, Toilet requisites*
72	170	10	476	46	185	431	10	All other articles not otherwise specified
2,239	2,528	2,091	10,567	8,887	6,208	9,042	5,101	Total of Part V
622	25	77	310	1,487	1,876	45	97	
32,441	29,441	1,092	24,579	49,777	34,832	32,342	6,215	
29,064	36,383	5,828	46,478	38,146	43,245	46,208	8,737	
56,089	743	4,849	73,765	64,731	74,824	757	5,781	
..	5	98	..	..	23	5	101	
7,38,899	83,363	27,944	1,77,718	1,81,317	1,79,986	1,04,597	43,176	
8,373	15,936	1,482	686	2,648	8,712	16,199	1,634	
..	..	..	454	..	..	..	..	
489	..	..	764	211	1,042	..	..	
9,066	..	..	24,659	10,998	11,001	..	..	
277	174	1	32	44	279	180	4	
973	..	..	35,441	65,128	4,121	..	..	
406	..	..	1,977	475	964	..	..	
70	..	2	16	203	500	313	32	
..	..	..	548	200	..	..	325	
133	196	243	1,012	827	870	538	785	
..	422	1,945	..	..	..	557	2,767	
..	..	..	337	65	..	..	..	
661	..	..	1,212	585	1,624	..	..	
82	..	..	114	395	100	..	..	
1,442	1,093	807	2,769	1,865	6,388	4,117	3,452	
5,189	144	198	521	201	5,417	225	927	
1,138	506	1,210	1,307	1,323	2,757	1,600	8,238	
..	14	55	..	..	..	14	84	
9,678	..	..	8,529	12,113	11,112	..	..	
32,167	..	..	54,303	48,271	79,014	..	..	
5,118	8,607	1,635	6,155	4,843	9,241	7,805	9,902	
..	301	..	..	..	..	120	..	
979	4,912	2,400	602	2,506	1,275	4,980	2,543	
..	..	2,726	..	..	..	..	3,743	
2,123	..	..	6,884	6,102	5,658	..	..	
2,05,476	2,96,875	2,23,938	2,07,193	1,08,110	2,29,491	3,21,838	2,50,272	
2,84,046	3,29,899	2,36,042	3,55,455	2,66,297	3,70,566	3,58,481	2,84,698	
8,82,801	5,38,666	3,13,158	12,24,603	11,91,731	13,03,487	6,73,406	4,05,614	
.. 317	109	..	14 704	1,319	.. 351	109	..	<b>IV—Miscellaneous and unclassified—</b> Corn Umbrellas and fittings therefor*
41	10,463	49,058	11,889	6,039	5,139	16,987	59,174	All other articles including articles imported by post
15,26,681	8,39,733	5,89,546	19,15,047	18,88,725	20,56,717	10,20,453	7,36,800	Total of Part V

AMOUNT of DRAWBACKS PAID and DUTIES REFUNDED on the PRINCIPAL and other

ARTICLES	DRAWBACKS ●						
	1929-30	1930-31	1931-32	1932-33	1933-34	1929-30	1930-31
	R	R	R	R	R	R	R
<b>SCHEDULE II—IMPORT TARIFF—</b>							
<i>contd.</i>							
<b>PART VI.</b>							
<i>Articles which are liable to duty at 30 per cent ad valorem</i>							
<b>I—Food, Drink and Tobacco—</b>							
Confectionery*	1,872	766	1,035	—	..	3,089	817
Spices when not unground— Cardamoms, Cassia, Cinnamon, Cloves, Nutmegs, and pepper	—	—	11,566	7,500	—	—	—
<b>III—Articles wholly or mainly manufactured—</b>							
Arms, Ammunition and Military Stores— Gunpowder for cannons, rifles, guns, pistols and other sporting purposes	..	..	..	416	..	905	100
All other sorts of arms, etc.	3,236	2,046	290	376	187	2,300	2,281
Chemicals, Drugs and Medicines— Camphor	—	—	666	12,315	12,834	—	—
Cutlery, Hardware, Implements and Instruments— Clocks and watches and parts thereof	8,599	20,044	14,740	4,384	7,162	1,792	8,842
Electric bulbs *	—	—	472	—	—	—	—
Articles plated with gold and silver	9,225	3,177	8,962	1,508	1,930	11,246	8,871
Musical Instruments*	4,888	12,354	28,267	..	..	8,799	8,074
Organs and Harmoniums, etc.	—	—	—	363	39	—	—
Glassware and Earthenware— Glass bangles and beads and false pearls	7,627	—	..	..	..	14,674	—
Metals— Gold plate, gold leaf, etc.	1,338	8,480	1,917	1,295	127	158	282
Silver plate, silver manufactures, etc.	2,776	—	3,077	1,455	3,175	23,512	—
Yarns and Textile Fabrics— Manufactures of Silk or artificial silk not otherwise specified	4,652	6,100	20,702	47,744	17,005	1,61,259	1,31,308
Miscellaneous— Bangles, beads and false pearls	—	5,406	6,795	4,328	11,489	—	6,149
Cinematograph film exposed	—	—	1,00,673	1,13,767	74,354	—	—
Fireworks	1,742	1,570	119	352	418	2,127	1,042
Ivory, manufactured	841	105	132	29	120	..	10,032
Jewellery and jewels	62,642	65,190	20,677	3,087	3,967	6,201	3,539
Prints, engravings and pictures, etc.	1,131	2,122	846	4,683	4,757	5,549	6,483
Smokers' requisites <i>excluding tobacco and matches*</i>	11,889	3,457	3,783	—	..	600	622
Toys, games, playing cards, etc., <i>including bird-shot*</i>	6,778	4,593	7,628	—	..	8,712	7,217
Total of III—Articles wholly or mainly manufactured	1,26,914	1,34,644	2,19,146	1,96,102	1,38,170	2,47,748	1,80,342
<b>IV: Miscellaneous and unclassified—</b>							
Betelnuts*	—	—	105	—	—	—	—
Total of Part VI	1,28,786	1,36,410	2,31,852	2,03,603	1,38,170	2,51,732	1,81,159
<b>PART VII.</b>							
<i>Articles which are liable to protective duty at special rates.</i>							
<b>III—Articles wholly or mainly manufactured—</b>							
Heavy Chemicals	—	—	88	834	—	—	—
Iron and Steel— Liable to additional duties— Of British manufacture	40	52	1	1,100	1,052	62,921	32,489
Not of British manufacture	271	134	10,419	984	5,610	44,188	1,80,436
Not liable to additional duties	2,924	4,267	7,794	6,069	1,842	15,914	10,080
Silver thread and wire ( <i>including so called gold thread and silver leaf, including also imitation gold and silver thread and wire lametta and metallic spangles and articles of a like nature of whatever metal made</i> )	—	—	7,361	69	1,121	—	—
Paper and Stationery	8,756	5,075	6,100	6,429	4,778	52,552	35,059
Sugar	—	—	—	1,806	135	—	—
Cotton piecegoods	—	2,66,269	2,01,947	1,84,030	2,79,386	—	3,99,363
Matches	54,374	4,420	2,638	11	207	61,600	22,788
Undipped splints	..	..	..	..	..	..	..
Veasers	..	..	..	361	..	..	..
Wood pulp	..	..	..	..	..	..	..
Total of Part VII	66,365	2,81,117	2,30,348	2,02,383	2,94,197	2,27,425	6,70,245

\* Transferred to Part IX.

## ARTICLES IMPORTED and EXPORTED, in each Official Year from 1929-30 to 1933-34—continued

REFUNDS			TOTAL					ARTICLES
1931-32	1932-33	1933-34	1929-30	1930-31	1931-32	1932-33	1933-34	
R	R	R	R	R	R	R	R	
3,525	—	..	5,861	1,523	4,560	—	..	<b>SCHEDULE II—IMPORT TARIFF—</b> <i>continued</i> <b>PART VI</b> <i>Articles which are liable to duty at 30 per cent ad valorem</i> <b>I—Food, Drink and Tobacco—</b> Confectionery* Spices when not unground— Cardamoms, Casala, Cinnamon, Cloves, Nutmegs and pepper
5,156	4,233	15	—	—	16,724	11,739	15	
70	2	1,157	905	100	79	418	1,157	<b>III—Articles wholly or mainly manufactured—</b> Arms, Ammunition and Military Stores— Gunpowder for cannons, rifles, guns, pistols and other sporting purposes All other sorts of arms, etc. Chemicals, Drugs and Medicines— Camphor Cutlery, Hardware, Implements and Instruments— Clocks and watches and parts thereof Electric bulbs* Articles plated with gold and silver Musical instruments* Organs and Harmoniums, etc. Glassware and Earthenware— Glass bangles and beads and false pearls Metals— Gold plate, gold leaf, etc. Silver plate, silver manufactures, etc. Yarns and Textile Fabrics— Manufactures of Silk or artificial silk not otherwise specified Miscellaneous— Bangles, beads and false pearls Cinematograph film exposed Fireworks Ivory, manufactured Jewellery and jewels Prints, engravings and pictures, etc. Smokers' requisites <i>excluding</i> tobacco and matches* Toys, games, playing cards, etc., <i>including</i> bird-shot* Total of III—Articles wholly or mainly manufactured
13,900	2,208	634	5,586	4,327	14,190	2,844	821	
132	1,340	906	—	—	798	13,655	13,830	
3,447	4,352	1,807	10,391	23,886	18,187	8,736	8,969	
3,374	—	—	—	—	3,846	—	..	
17,635	12,025	10,698	20,471	11,548	26,597	13,533	12,634	
13,154	..	—	13,687	20,423	41,421	..	..	
—	..	3,859	—	—	—	863	3,898	
..	..	—	22,201	—	..	..	..	
542	1,135	1,420	1,496	8,762	1,859	2,430	1,547	
46,950	25,715	9,539	26,233	—	50,027	27,170	12,714	
2,97,562	4,02,712	2,70,405	1,65,911	1,37,408	3,18,284	5,40,456	2,88,010	
4,725	4,817	4,353	—	11,555	11,520	9,145	15,842	
6,725	4,435	8,614	—	—	1,07,398	1,18,202	82,968	
5,252	1,220	22	3,669	2,612	5,371	1,572	440	
..	79	7,714	341	1,137	132	108	7,834	
525	423	291	69,848	68,729	21,202	3,510	4,258	
16,279	15,982	6,801	6,680	8,605	17,125	20,665	11,558	
2,147	—	..	12,498	4,079	5,930	—	..	
9,018	—	..	15,490	11,810	17,546	—	..	
4,42,357	5,66,505	3,28,310	3,74,657	3,14,986	6,61,603	7,62,007	4,66,480	
4,085	—	—	—	—	4,180	—	—	IV. Miscellaneous and unclassified — Betelnuts*
4,55,125	5,70,738	3,28,325	3,80,518	3,16,569	6,86,977	7,74,346	4,66,495	Total of Part VI
885	1,830	30	—	—	973	2,373	36	<b>PART VII</b> <i>Articles which are liable to protective duty at special rates</i> <b>III—Articles wholly or mainly manufactured—</b> Heavy Chemicals Iron and Steel— Liable to additional duties — Of British manufacture Not of British manufacture Not liable to additional duties Silver thread and wire ( <i>including</i> so-called gold thread and silver leaf, <i>including</i> also imitation gold and silver thread and wire and lametta, and metallic spangles and articles of a like nature of whatever metal made) Paper and Stationery Sugar Cotton piecegoods Matches Undipped Splints Veneers Woodpulp Total of Part VII
17,617	1,17,533	37,089	52,961	22,541	17,618	1,18,033	38,141	
2,06,708	47,821	1,37,629	44,409	1,80,570	2,17,127	48,805	1,43,245	
9,599	12,464	15,613	18,338	14,347	17,393	18,533	17,455	
6,937	9,565	17,632	—	—	14,298	9,634	18,803	
18,478	3,299	7,906	61,608	41,064	19,573	9,728	12,684	
—	5,24,999	6,40,027	—	—	—	5,26,895	6,40,102	
10,46,776	17,07,001	24,63,001	—	6,65,682	12,48,722	18,91,631	27,42,387	
8,453	253	27	1,15,974	27,208	11,091	204	294	
..	..	..	..	..	..	..	..	
..	..	..	..	..	..	301	..	
..	657	384	..	..	..	657	334	
13,10,447	24,25,431	33,28,344	2,98,790	9,51,862	15,46,796	26,27,814	36,22,541	

## AMOUNT of DRAWBACKS PAID and DUTIES REFUNDED on the PRINCIPAL and other

ARTICLES	DRAWBACKS					REFUNDS		
	1929-30	1930-31	1931-32	1932-33	1933-34	1929-30	1930-31	1931-32
	₹	₹	₹	₹	₹	₹	₹	₹
<b>SCHEDULE II—IMPORT TARIFF</b>								
—continued								
<b>PART VIII*</b>								
<i>Articles which are liable to duty at 30 per cent ad valorem or to preferential duty of 20 per cent</i>								
<b>I—Food, drink and tobacco—</b>								
Fish, unsalted, dry . . . . .	—	—	—	29	..	—	—	—
Fruits and vegetables . . . . .	—	—	—	8,453	3,153	—	—	—
Cocoa and chocolate . . . . .	—	—	—	134	250	—	—	—
Coffee . . . . .	—	—	—	..	..	—	—	—
Fish, canned . . . . .	—	—	—	51	1,787	—	—	—
Fruit juices . . . . .	—	—	—	—	7	—	—	—
Fruits and vegetables canned or bottled . . . . .	—	—	—	13	19	—	—	—
Milk, condensed or preserved . . . . .	—	—	—	807	5,663	—	—	—
Sago and tapioca . . . . .	—	—	—	453	220	—	—	—
Canned or bottled provisions . . . . .	—	—	—	27	1,849	—	—	—
Total of I—Food, drink and tobacco . . . . .	—	—	—	4,967	12,971	—	—	—
<b>II—Raw materials and produce, etc.—</b>								
Gums and Resins . . . . .	—	—	—	49	326	—	—	—
Natural essential oils . . . . .	—	—	—	..	30	—	—	—
Essential oils, synthetic . . . . .	—	—	—	..	55	—	—	—
Fish oil . . . . .	—	—	—	32	1,622	—	—	—
Oilseeds . . . . .	—	—	—	..	..	—	—	—
Ginseng and aloe fibre . . . . .	—	—	—	..	..	—	—	—
Beeswax . . . . .	—	—	—	..	..	—	—	—
Ivory, unmanufactured . . . . .	—	—	—	3,328	2,161	—	—	—
Total of II—Raw materials and produce, etc. . . . .	—	—	—	3,409	4,200	—	—	—
<b>III—Articles wholly or mainly manufactured—</b>								
Apparel . . . . .	—	—	—	12,964	4,648	—	—	—
Chemicals . . . . .	—	—	—	2,029	20,340	—	—	—
Carriages . . . . .	—	—	—	242	1,061	—	—	—

\*Articles included in this Part were, prior to January 1933, subject to duty under Part V.

ARTICLES IMPORTED and EXPORTED, in each Official Year from 1929-30 to 1933-34—continued

		TOTAL					ARTICLES
1932-33	1933-34	1929-30	1930-31	1931-32	1932-33	1933-34	
Rs	Rs	Rs	Rs	Rs	Rs	Rs	
							<b>SCHEDULE II—IMPORT TARIFF—</b> <i>continued</i>
							<b>PART VIII.*</b>
							<i>Articles which are liable to duty at 30 per cent ad valorem or preferential duty at 20 per cent</i>
							<b>I—Food, drink and tobacco—</b>
..	38	—	—	—	29	38	Fish, unsalted, dry
38,807	36,772	—	—	—	42,260	38,925	Fruits and vegetables
—	355	—	—	—	134	614	Cocoa and chocolate
3	100	—	—	—	3	100	Coffee
106	4,010	—	—	—	156	5,803	Fish, canned
82	378	—	—	—	62	385	Fruit juices
620	4,921	—	—	—	633	4,940	Fruits and vegetables, canned or bottled
124	6,424	—	—	—	931	12,092	Milk, condensed or preserved
1,031	10,648	—	—	—	1,484	19,877	Sago and tapioca
2,184	18,570	—	—	—	2,211	20,419	Canned or bottled provisions
42,056	90,222	—	—	—	47,923	1,03,103	Total I—Food, drink and tobacco
							<b>II—Raw materials and produce, etc.</b>
31	6,198	—	—	—	80	6,524	Gums and Resins
626	1,042	—	—	—	626	1,078	Natural essential oils
26	1,291	—	—	—	26	1,346	Essential oils, synthetic
2	2,641	—	—	—	34	4,203	Fish oil
19,616	21,767	—	—	—	19,615	21,767	Oilseeds
..	44	—	—	—	..	44	Sisal and aloe fibre
..	..	—	—	—	..	..	Beeswax
1,410	9,573	—	—	—	4,747	11,734	Ivory, unmanufactured
21,719	43,456	—	—	—	25,128	47,656	Total of II—Raw materials and produce, etc.
							<b>III—Articles wholly or mainly manufactured—</b>
26,144	13,713	—	—	—	39,108	18,361	Apparel
16,556	61,707	—	—	—	17,585	72,066	Chemicals
7,622	22,874	—	—	—	7,864	24,835	Carriages



AMOUNT of DRAWBACKS PAID and DUTIES REFUNDED on the PRINCIPAL and other

ARTICLES	DRAWBACKS					REFUNDS		
	1929-30	1930-31	1931-32	1932-33	1933-34	1929-30	1930-31	1931-32
	R	R	R	R	R	R	R	R
<b>SCHEDULE II—IMPORT TARIFF</b>								
—continued								
PART VIII—continued								
III—Articles wholly or mainly manufactured—continued								
Cutlery, hardware, implements and instruments—								
Cutlery . . . . .	—	—	—	1,825	2,132	—	—	—
Domestic Refrigerators . . . . .	—	—	—	1,021	9,520	—	—	—
Hardware . . . . .	—	—	—	80,367	80,306	—	—	—
Enamelled Ironware . . . . .	—	—	—	—	912	—	—	—
Electrical Instruments . . . . .	—	—	—	1,082	17,072	—	—	—
Instruments, all sorts, not otherwise specified . . . . .	—	—	—	35,664	11,518	—	—	—
Cutch and gambler . . . . .	—	—	—	..	101	—	—	—
Paints, colours, etc., not otherwise specified . . . . .	—	—	—	1,615	8,374	—	—	—
Paints, colours and Painters' materials, etc. . . . .	—	—	—	—	13	—	—	—
Plumbago and graphite . . . . .	—	—	—	..	..	—	—	—
Earthenware, etc. . . . .	—	—	—	769	6,972	—	—	—
Furniture . . . . .	—	—	—	26,957	2,116	—	—	—
Domestic Earthenware, etc. . . . .	—	—	—	—	609	—	—	—
Skins . . . . .	—	—	—	535	3,100	—	—	—
Machinery . . . . .	—	—	—	8,421	6,701	—	—	—
Iron and steel, not otherwise specified . . . . .	—	—	—	2,076	3,054	—	—	—
Metals other than Iron and steel . . . . .	—	—	—	6,312	44,227	—	—	—
Paper . . . . .	—	—	—	10,926	8,600	—	—	—
Lead Pencils . . . . .	—	—	—	—	212	—	—	—
Haberdashery . . . . .	—	—	—	2,600	1,764	—	—	—
Woolen yarn . . . . .	—	—	—	274	305	—	—	—
Miscellaneous—								
Asbestos manufactures . . . . .	—	—	—	44	700	—	—	—
Brushes, all sorts . . . . .	—	—	—	216	165	—	—	—
Buildings and Engineering Materials . . . . .	—	—	—	2,396	392	—	—	—
Buttons, metal . . . . .	—	—	—	188	411	—	—	—
Coir fibre . . . . .	—	—	—	..	..	—	—	—
Cordage, etc. . . . .	—	—	—	112	420	—	—	—
Cork manufactures . . . . .	—	—	—	82	106	—	—	—
Glue, all sorts . . . . .	—	—	—	—	12	—	—	—
Oilcloth . . . . .	—	—	—	525	195	—	—	—
Packing . . . . .	—	—	—	32	00	—	—	—
Parasols . . . . .	..	—	—	..	—	—	—	—
Rubber tyres . . . . .	—	—	—	2,772	2,042	—	—	—
Pneumatic rubber tyres . . . . .	—	—	—	36,232	29,231	—	—	—
Tiles of earthenware and porcelain . . . . .	—	—	—	—	290	—	—	—
Toilet requisites . . . . .	—	—	—	2,400	3,993	—	—	—
Umbrellas . . . . .	—	—	—	252	1,238	—	—	—
Total of III—Articles wholly or mainly manufactured . . . . .	—	—	—	2,41,956	2,83,039	—	—	—
Total of Part VIII . . . . .	—	—	—	2,50,381	3,00,810	—	—	—

ARTICLES IMPORTED and EXPORTED in each Official Year from 1929-30 to 1933-34—continued

		TOTAL					ARTICLES
1932-33	1933-34	1929-30	1930-31	1931-32	1932-33	1933-34	
R	R	R	R	R	R	R	
							<b>SCHEDULE II—IMPORT TARIFF—</b>
							<i>continued</i>
							<b>PART VIII—continued</b>
							<b>III—Articles wholly or mainly manufactured—continued</b>
							<b>Cutlery, hardware, implements and instruments—</b>
4,735	8,125	—	—	—	6,560	10,257	Cutlery.
..	157	—	—	—	1,021	9,686	Domestic Refrigerators.
68,165	95,627	—	—	—	1,48,532	1,84,998	Hardware.
—	291	—	—	—	—	1,203	Enamelled Ironware.
80,012	50,707	—	—	—	31,974	67,839	Electrical Instruments.
51,330	48,839	—	—	—	87,208	60,352	Instruments, all sorts, not otherwise specified.
..	10,704	—	—	—	—	10,865	Cutch and gambler.
16,668	25,945	—	—	—	18,283	34,810	Paints, colours, etc., not otherwise specified.
—	358	—	—	—	—	371	Paints, colours and Painters' materials, etc.
73	1,055	—	—	—	73	1,055	Plumbago and graphite.
1,551	9,770	—	—	—	2,320	16,742	Earthenware, etc.
66,841	13,634	—	—	—	93,798	15,750	Furniture.
—	708	—	—	—	—	1,217	Domestic Earthenware, etc.
2,413	6,683	—	—	—	2,948	9,783	Skins.
20,389	55,816	—	—	—	28,810	62,607	Machinery.
2,364	5,980	—	—	—	4,440	9,034	Iron and steel, not otherwise specified.
14,813	55,901	—	—	—	21,125	1,00,128	Metals <i>other than</i> Iron and steel.
27,957	43,696	—	—	—	38,883	52,305	Paper.
—	7	—	—	—	—	219	Lead Pencils.
10,491	12,006	—	—	—	13,091	13,770	Haberdashery.
529	7,208	—	—	—	803	7,518	Woollen yarn.
							<b>Miscellaneous—</b>
2,169	7,995	—	—	—	2,213	8,794	Asbestos manufactures.
1,325	1,382	—	—	—	1,541	1,537	Brushes, all sorts.
11,227	11,410	—	—	—	13,023	11,808	Building and Engineering materials
28	396	—	—	—	211	807	Buttons, metal.
313	1,136	—	—	—	313	1,136	Coir fibre.
592	2,940	—	—	—	704	3,366	Cordage, etc.
265	4,598	—	—	—	297	4,704	Cork manufactures
84	902	—	—	—	84	914	Glue, all sorts.
1,631	574	—	—	—	2,206	769	Oilcloth.
145	2,619	—	—	—	177	2,635	Packing.
—	76	—	—	—	—	76	Parasols.
3,760	9,201	—	—	—	6,541	11,843	Rubber tyres.
84,503	57,771	—	—	—	70,795	87,002	Pneumatic rubber tyres.
—	—	—	—	—	—	290	Tiles of earthenware and porcelain.
7,062	15,475	—	—	—	10,362	19,468	Toilet requisites.
637	4,627	—	—	—	880	5,865	Umbrellas.
4,27,422	6,62,085	—	—	—	6,69,377	9,46,324	Total of III—Articles wholly or mainly manufactured.
4,92,097	7,96,368	—	—	—	7,42,428	10,97,173	Total of Part VIII.

AMOUNT of DRAWBACKS PAID and DUTIES REFUNDED on the PRINCIPAL and other

ARTICLES	DRAWBACKS					REFUNDS		
	1929-30	1930-31	1931-32	1932-33	1933-34	1929-30	1930-31	1931-32
	R	R	R	R	R	R	R	R
<b>SCHEDULE II—IMPORT TARIFF</b>								
—continued								
<b>PART IX.*</b>								
<i>Articles which are liable to duty at special rates or preferential duty at lower rates.</i>								
<b>I—Food, drink and tobacco—</b>								
Confectionery (D)	—	—	—	1,963	1,965	—	—	—
Fish, salted, dry (A)	—	—	—	..	..	—	—	—
Ale and beer (A)	—	—	—	356	8,351	—	—	—
<b>Spirits (A)—</b>								
Bitters	—	—	—	..	3	—	—	—
Drugs and medicines containing spirit	—	—	—	66	1,502	—	—	—
Perfumed spirits	—	—	—	366	77	—	—	—
Rum	—	—	—	4	4	—	—	—
<b>Spices, unground—</b>								
(i) Cardamom, etc. (D)	—	—	—	901	2,883	—	—	—
(ii) Chillies, etc. (C)	—	—	—	..	133	—	—	—
Tea (C)	—	—	—	2,542	1,123	—	—	—
Groce, not otherwise specified (C)	—	—	—	1,408	..	—	—	—
Tobacco unmanufactured (A)	—	—	—	1,801	3,146	—	—	—
<b>Total of I—Food, drink and tobacco</b>	—	—	—	<b>9,527</b>	<b>10,187</b>	—	—	—
<b>II—Raw materials and Produce, etc.—</b>								
Lubricating oil (A)	—	—	—	1,487	10,499	—	—	—
Vegetable oils (C)	—	—	—	..	228	—	—	—
<b>Total of II—Raw materials, etc.</b>	—	—	—	<b>1,487</b>	<b>10,727</b>	—	—	—
<b>III—Articles wholly or mainly manufactured—</b>								
Boots and shoes (A)	—	—	—	1,477	1,824	—	—	—
Cartridge cases (D)	—	—	—	..	770	—	—	—
Firearms (A)	—	—	—	6,068	26,334	—	—	—
Chemicals—Cadmium sulphide, etc. (C)	—	—	—	..	843	—	—	—
Motor cars (A)]	—	—	—	19,473	1,69,456	—	—	—
Motor omnibuses (D)	—	—	—	488	12,251	—	—	—
Cutlery (C)	—	—	—	..	338	—	—	—
Electric Lighting bulbs (D)	—	—	—	1,670	4,207	—	—	—
Gold or gold plated pen-nibs	—	—	—	—	815	—	—	—
Musical instruments, etc. (D)	—	—	—	10,263	2,374	—	—	—

\* The Capital letters within ( ) against the items in this Part indicate the Parts under which they were assessed to duty prior to January 1930. Thus:— (A) indicates Part II. (C) indicates Part V. (B) " Part IV. (D) " Part VI.

ARTICLES IMPORTED and EXPORTED, in each Official Year from 1929-30 to 1933-34—continued

		TOTAL					ARTICLES
1932-33	1933-34	1929-30	1930-31	1931-32	1932-33	1933-34	
R	R	R	R	R	R	R	
							<b>SCHEDULE II—IMPORT TARIFF—</b> <i>continued</i>
							<b>PART IX.*</b>
							<i>Articles which are liable to duty at special rates or preferential duty at lowest rates.</i>
							<b>I—Food, drink and tobacco—</b>
8,136	7,831	—	—	—	5,099	9,796	Confectionery (D).
..	875	—	—	—	..	375	Fish, salted, dry (A).
4,298	13,473	—	—	—	4,654	21,824	Ale and beer (A).
73	600	—	—	—	73	603	Spirits (A)— Bitters.
4,456	6,106	—	—	—	4,522	7,608	Drugs and medicines containing spirit.
764	2,091	—	—	—	1,130	2,768	Perfumed spirits.
..	57	—	—	—	4	61	Rum.
2,787	9,830	—	—	—	3,748	12,713	Spices, unground— (3) Cardamom, etc. (D).
4	82	—	—	—	4	215	(4) Chillies, etc. (C).
5,14,357	9,62,972	—	—	—	5,16,879	9,64,095	Tea (C).
11	128	—	—	—	1,419	128	Coffee, not otherwise specified (C).
2,825	68,210	—	—	—	4,686	71,356	Tobacco unmanufactured (A).
5,32,091	10,72,355	—	—	—	5,42,218	10,91,542	Total of I—Food, drink and tobacco.
							<b>II—Raw materials and Produce, etc.—</b>
81,161	23,305	—	—	—	82,648	38,804	Lubricating oil (A).
26,615	41,475	—	—	—	26,615	41,703	Vegetable oils (C).
57,776	64,780	—	—	—	59,263	75,507	Total of II—Raw materials.
							<b>III—Articles wholly or mainly manufactured—</b>
897	4,377	—	—	—	2,374	6,201	Boots and shoes (A).
1,350	6,023	—	—	—	1,350	6,793	Cartridge cases (D).
2,308	8,400	—	—	—	8,376	34,734	All other sorts of firearms (A).
67	65	—	—	—	67	908	Chemicals—Cadmium sulphide, etc. (C).
9,406	1,47,631	—	—	—	28,879	3,17,087	Motor cars (A).
2,885	15,905	—	—	—	3,373	23,156	Motor Omnibuses (D).
187	1,001	—	—	—	187	1,339	Cutlery (C).
13,209	19,103	—	—	—	14,878	23,310	Electric Lighting bulbs (D).
—	1,135	—	—	—	—	1,450	Gold or gold plated pen-nibs.
12,683	13,793	—	—	—	22,936	16,077	Musical instruments, etc. (D).

## AMOUNT of DRAWBACKS PAID and DUTIES REFUNDED on the PRINCIPAL and other

ARTICLES	DRAWBACKS					REFUNDS		
	1929-30	1930-31	1931-32	1932-33	1933-34	1929-30	1930-31	1931-32
	R	R	R	R	R	R	R	R
<b>SCHEDULE II—IMPORT TARIFF</b>								
—concluded								
PART IX—contd.								
III—Articles wholly or mainly manufactured—contd.								
Wireless reception instruments and apparatus (A) . . . . .	—	—	—	1,484	3,009	—	—	—
Metal—Iron and Steel (B)—								
Iron . . . . .	—	—	—	8	4	—	—	—
Iron or steel . . . . .	—	—	—	3,681	4,677	—	—	—
Steel . . . . .	—	—	—	392	356	—	—	—
Total Iron and Steel . . . . .	—	—	—	4,081	5,037	—	—	—
Woolen carpets . . . . .	—	—	—	4,160	19,271	—	—	—
Woolen hosiery . . . . .	—	—	—	—	—	—	—	—
Woolen fabrics . . . . .	—	—	—	—	1,813	—	—	—
Woolen mixtures . . . . .	—	—	—	—	374	—	—	—
Miscellaneous—								
Asphalt (C) . . . . .	—	—	—	3,209	8,790	—	—	—
Cinematograph films not exposed (C) . . . . .	—	—	—	2,323	3,460	—	—	—
Portland cement (A) . . . . .	—	—	—	2,424	5,041	—	—	—
Soap, toilet (C) . . . . .	—	—	—	127	700	—	—	—
Smokers' requisites (D) . . . . .	—	—	—	703	1,095	—	—	—
Toys (D) . . . . .	—	—	—	4,407	8,438	—	—	—
Total of III—Articles wholly or mainly manufactured . . . . .	—	—	—	62,437	2,75,818	—	—	—
IV—Miscellaneous and unclassified—								
Betelnuts (D) . . . . .	—	—	—	19	44	—	—	—
Total of Part IX . . . . .	—	—	—	73,470	3,05,776	—	—	—
Government Stores (including imports by State Railways)—								
Articles liable to protective duties—								
Iron and Steel—								
Liable to additional duties—								
Of British manufacture . . . . .	..	..	..	..	..	665	939	1,026
Not of British manufacture . . . . .	..	..	..	..	..	2,195	66	1,766
Not liable to additional duties . . . . .	..	..	..	..	..	2,724	10	..
Paper and Stationery . . . . .	..	..	..	..	..	..	23	..
Railway plant and rolling stock (non-protective) . . . . .	..	..	3,271	..	..	332	23	29
Others . . . . .	517	1,552	628	382	5,684	86,736	29,797	45,009
Total . . . . .	517	1,552	3,899	382	5,684	92,652	80,858	47,829
TOTAL OF SCHEDULE II—(IMPORT TARIFF) . . . . .	16,52,109	16,40,187	28,10,676	17,85,891	15,23,955	27,90,866	48,60,686	57,23,427
<b>SCHEDULE III—EXPORT TARIFF</b>								
Hides and Skins, raw . . . . .	..	..	..	..	..	18,865	20,742	21,048
Jute—								
Raw (including cuttings) . . . . .	..	..	..	..	..	1,64,378	1,74,160	90,171
Manufactures—								
Sacking . . . . .	..	..	..	..	..	33,807	37,419	7,036
Hessians and all other descriptions) . . . . .	..	..	..	..	..	60,459	35,155	7,513
Rice—								
Rice in the husk . . . . .	..	..	..	..	..	3,173	2,359	3,324
„ not in the husk . . . . .	..	..	..	..	..	3,52,351	3,76,969	2,48,435
Rice-flour . . . . .	..	..	..	..	..	..	..	..
TOTAL OF SCHEDULE III—(EXPORT TARIFF) . . . . .	..	..	..	..	..	6,28,038	6,45,804	3,87,027
TOTAL OF SCHEDULE II—(IMPORT TARIFF) AND SCHEDULE III—(EXPORT TARIFF) . . . . .	16,52,109	16,40,187	28,10,676	17,85,891	15,23,955	34,18,889	50,12,490	61,10,454

ARTICLES IMPORTED and EXPORTED, in each Official Year from 1929-30 to 1933-34—concluded

		TOTAL					ARTICLES
1932-33	1933-34	1929-30	1930-31	1931-32	1932-33	1933-34	
₹	₹	₹	₹	₹	₹	₹	
3,518	4,104	—	—	—	5,002	7,263	<b>SCHEDULE II—IMPORT TARIFF— concluded</b>
142	3,133	—	—	—	160	3,137	<b>PART IX—contd</b>
24,707	43,387	—	—	—	26,388	48,064	<b>III—Articles wholly or mainly manufactured—contd</b>
4,450	13,864	—	—	—	4,842	14,220	Wireless reception instruments and apparatus (A)
29,299	60,384	—	—	—	33,380	65,421	<b>Metal—Iron or steel (B)—</b>
22,743	83,726	—	—	—	26,903	1,02,997	Iron
—	15	—	—	—	—	15	Iron or steel
—	8,887	—	—	—	—	10,790	Steel
—	102	—	—	—	—	536	Total Iron and steel
620	5,599	—	—	—	3,838	14,398	Woolen carpets
531	5,342	—	—	—	2,354	8,802	Woolen hosiery.
2,329	5,963	—	—	—	4,753	11,004	Woolen fabrics.
1,806	5,523	—	—	—	1,933	6,232	Woolen mixtures.
741	831	—	—	—	1,534	1,926	Miscellaneous—
10,970	11,921	—	—	—	15,377	20,359	Asphalt (C)
1,15,557	4,00,890	—	—	—	1,77,994	6,85,708	Cinematograph films not exposed (C)
3,238	9,595	—	—	—	3,257	9,639	Portland cement (A)
7,09,262	15,56,620	—	—	—	7,82,732	18,62,396	Soap, toilet (C)
..	19	665	939	1,026	9	19	Smokers' requisites (D)
> 0	145	2,195	68	1,765	221	145	Toys (D)
221	..	2,724	10	..	..	..	Total of III—Articles wholly or mainly manufactured
254	462	..	23	..	254	462	<b>IV—Miscellaneous and Unclassified Betrains (D)</b>
..	25	382	23	3,300	..	25	Total of Part IX
29,148	49,436	87,253	31,349	45,637	29,530	55,120	Government Stores (including imports by State Railways)—
29,832	50,037	93,169	32,410	51,728	30,014	55,771	Articles liable to protective duties—
89,83,645	84,27,024	44,42,965	60,15,873	65,34,103	87,19,536	99,51,579	Iron and Steel—
4,057	8,722	13,805	20,742	21,048	4,657	8,722	Liable to additional duties—
39,535	1,17,368	1,64,378	1,74,160	99,171	39,535	1,17,368	Of British manufacture
18,483	8,799	33,807	37,419	7,036	13,483	8,799	Not of British manufacture
11,587	10,418	60,459	35,155	7,513	11,587	19,418	Not liable to additional duties
5,175	854	3,173	2,359	3,824	5,175	854	Paper and Stationery
1,78,530	2,02,105	3,52,351	3,75,989	2,48,335	1,78,530	2,02,105	Railway plant and rolling stock (non-protective)
2	..	..	..	..	2	..	Others
2,52,909	3,57,266	6,23,033	6,45,804	3,87,027	2,52,909	3,57,266	Total
72,36,614	87,84,800	50,70,998	66,61,677	89,21,130	89,72,505	1,03,08,846	TOTAL OF SCHEDULE II—(IMPORT TARIFF)
							<b>SCHEDULE III—EXPORT TARIFF</b>
							Hides and Skins, raw
							Jute—
							Raw (including cuttings)
							Manufactures—
							Sacking
							Hessians and all other descriptions
							Rice—
							Rice in the husk
							.. not in the husk
							Rice-flour
							TOTAL OF SCHEDULE III—(EXPORT TARIFF)
							TOTAL OF SCHEDULE II—(IMPORT TARIFF) AND SCHEDULE III—(EXPORT TARIFF)

QUANTITY and VALUE of DUTIABLE ARTICLES of IMPORTED MERCHANDISE ALLOWED FREE of DUTY from BOND or from CUSTOM HOUSES for the use of PRIVATE INDIVIDUALS, INSTITUTIONS, etc., in each Official Year from 1929-30 to 1933-34

ARTICLES	QUANTITY					VALUE				
	1929-30	1930-31	1931-32	1932-33	1933-34	1929-30	1930-31	1931-32	1932-33	1933-34
						R	R	R	R	R
Apparel (excluding hosiery and boots and shoes)— Apparel (including drapery, uniforms, accoutrements), value	—	—	—	—	—	3,609	18,195	10,352	9,345	1,37,531
Gold and Silver thread . . . . .	—	—	—	—	—	..	..	..	..	..
Hats, caps, bonnets, and hatter's ware . . . . .	—	—	—	—	—	5	12	..	55	..
Second hand clothing . . . . .	—	—	—	—	—	..	80	..	..	..
Total . . . . .	—	—	—	—	—	3,614	18,287	10,352	9,400	1,37,531
Arms, ammunition, and military stores—										
Cartridge cases, filled . . . . . no.	200	5,457	1,864	23,100	65,827	20	793	186	4,782	9,073
Firearms and parts thereof . . . . . value	—	—	—	—	—	28,672	29,252	36,415	63,728	1,05,679
Other sorts . . . . .	—	—	—	—	—	340	345	2,277	1,148	2,811
Total . . . . .	—	—	—	—	—	29,032	30,390	38,878	69,658	1,17,563
Art, works of . . . . .	—	—	—	—	—	..	44	2,573	49,762	28,110
Books, printed and printed matters . . . . . cwt.	2	..	5	4	2	400	..	1,449	400	494
Boots and shoes— of leather . . . . . pairs	3	2	352	104	60	125	40	1,280	728	3,396
of other materials . . . . .	..	..	..	..	..	..	..	..	..	..
Total . . . . .	3	2	352	104	60	125	40	1,280	728	3,396
Brushes and brooms . . . . . doz.	..	..	..	..	1	..	21	..	58	163
Building and engineering materials—										
Tiles . . . . . no.	..	..	..	39,681	83,835	..	..	..	10,257	21,855
Other kinds . . . . . value	—	—	—	—	—	275	..	..	..	..
Total . . . . .	—	—	—	—	—	275	..	..	10,257	21,855
Buttons of all sorts . . . . .	—	—	—	—	—	..	..	2	7	..
Chemicals—										
Carbide of calcium . . . . . cwt.	..	..	..	..	..	..	..	..	..	..
Other sorts . . . . . value	—	—	—	—	—	159	11	8,035	12,266	4,109
Total . . . . .	—	—	—	—	—	159	11	8,035	12,266	4, 09
Chinese and Japanese-ware . . . . .	—	—	—	—	—	..	..	..	..	..
Clocks and watches and parts thereof—										
Clocks and time-pieces . . . . . no.	2	..	24	7	..	211	..	2,209	476	..
Watches . . . . .	1	..	48	3	..	6	..	11,187	94	816
Parts of clocks and watches value	—	—	—	—	—	..	..	..	..	..
TOTAL VALUE OF CLOCKS AND WATCHES AND PARTS THEREOF . . . . .	—	—	—	—	—	216	..	13,346	560	816







## No. 18—continued

QUANTITY and VALUE of DUTIABLE ARTICLES of IMPORTED MERCHANDISE ALLOWED FREE of DUTY from BOND or from CUSTOM HOUSES for the use of PRIVATE INDIVIDUALS, INSTITUTIONS, etc., in each Official Year from 1929-30 to 1933-34—continued

ARTICLES	QUANTITY					VALUE				
	1929-30	1930-31	1931-32	1932-33	1933-34	1929-30	1930-31	1931-32	1932-33	1933-34
						R	R	R	R	R
<b>Liquors—</b>										
Ale, beer, and porter	21	15	104	306	400	75	60	339	1,071	1,123
Older and other fermented liquors	10	6	2	..	6	15	33	10	..	30
<b>Spirit—</b>										
Brandy	102	25	27	348	9	206	690	608	352	178
Gin	8	57	37	19	38	100	81	407	160	268
Liqueurs	8	85	35	14	17	199	701	594	269	371
Rum	1	11	8	(b)	(b)	27	144	75	4	2
Whisky	57	46	103	88	134	966	1,102	2,208	1,592	1,885
Spirit present in drugs, medicines, or chemicals	..	..	1	..	5	..	9	49	..	103
Spirit, perfumed	..	..	..	1	(b)	..	..	..	254	80
Other sorts of spirit	..	21	4	2	2	26	15	72	125	103
<b>Total of Spirit</b>	<b>176</b>	<b>245</b>	<b>215</b>	<b>472</b>	<b>200</b>	<b>1,524</b>	<b>2,742</b>	<b>4,013</b>	<b>2,756</b>	<b>2,940</b>
<b>Wines—</b>										
Champagne	26	101	84	53	34	671	1,601	2,218	876	837
Sherry, Madeira and Marsala	8	14	22	23	11	133	316	407	274	152
Still red wines (other than port)	513	275	262	463	170	1,865	1,899	1,318	1,641	1,393
Other sorts	31	130	307	240	346	382	1,595	2,003	2,705	2,219
<b>Total of Wines</b>	<b>578</b>	<b>510</b>	<b>675</b>	<b>782</b>	<b>561</b>	<b>3,071</b>	<b>4,911</b>	<b>5,946</b>	<b>5,496</b>	<b>4,601</b>
<b>Total of Liquors</b>	<b>754</b>	<b>776</b>	<b>996</b>	<b>1,660</b>	<b>1,161</b>	<b>4,685</b>	<b>7,746</b>	<b>10,808</b>	<b>9,323</b>	<b>8,604</b>
<b>Machinery and millwork—</b>										
Prime-movers (other than electrical)—										
Others	..	..	..	..	..	..	..	..	4,404	..
Electrical machinery of all kinds, etc.—										
Motors	..	..	..	..	..	..	..	..	..	882
Other kinds	..	..	..	..	..	..	..	214	98	9,200
Refrigerating machinery	..	..	..	..	..	..	..	..	54,055	1,373
Sewing and knitting machines	2	1	..	..	..	179	150	..	..	..
Textile machinery, jute	..	..	..	..	..	..	..	..	..	..
Typewriters	8	2	3	13	5	2,355	530	635	2,917	860
Other sorts	..	..	..	..	..	..	..	860	22,647	1,719
<b>Total</b>	<b>..</b>	<b>..</b>	<b>..</b>	<b>..</b>	<b>..</b>	<b>2,534</b>	<b>680</b>	<b>1,199</b>	<b>85,121</b>	<b>14,034</b>
<b>Matches</b>	<b>gross of boxes</b>	<b>25,500</b>	<b>..</b>	<b>3</b>	<b>1</b>	<b>..</b>	<b>22,829</b>	<b>..</b>	<b>15</b>	<b>6</b>
<b>Metals and ores—</b>										
Aluminium, wrought—										
Other manufactures	..	..	(a)	..	..	..	..	12	..	..
Brass, Bronze, etc.—										
Wrought	3	..	(a)	1	7	370	..	40	231	831
Copper—										
Wrought	..	..	..	1	4	..	..	..	117	166
Iron or steel—										
Bars and channel	..	..	..	..	2	..	..	..	..	159
Beams, pillars, girders and bridge work	..	..	..	..	..	..	..	..	..	..
Bolts and nuts	..	..	..	..	..	..	..	..	..	..
Hoops and strips	..	..	..	..	..	..	..	..	..	..
Nails, rivets, and washers (exclusive of wire nails)	..	..	..	..	..	..	..	..	..	..
Pipes and fittings cast	..	..	..	..	..	..	..	..	..	..
Rails, chairs and fish-plates, excluding those for railways	..	..	..	..	..	..	..	..	..	..

(a) Less than 1 cwt.  
(b) " " 1 gal.

No. 18—continued

QUANTITY and VALUE of DUTIABLE ARTICLES of IMPORTED MERCHANDISE ALLOWED FREE of DUTY from BOND or from CUSTOM HOUSES for the use of PRIVATE INDIVIDUALS, INSTITUTIONS, etc., in each Official Year from 1929-30 to 1933-34—continued

ARTICLES	QUANTITY					VALUE				
	1929-30	1930-31	1931-32	1932-33	1933-34	1929-30	1930-31	1931-32	1932-33	1933-34
<b>Metals and ores—continued</b>						R	R	R	R	R
<b>Iron or steel—continued</b>										
Sheets and plates—										
Galvanised . . . . . tons	..	..	..	..	..	..	..	..	..	..
Tinned . . . . . "	..	..	..	..	..	..	..	..	..	..
Not galvanised or tinned . . . . . "	..	..	..	..	..	..	..	..	..	..
Tubes, pipes and fittings, wrought . . . . . "	..	..	..	(a)	..	..	..	..	165	..
Wire . . . . . "	..	..	..	..	498	100	8	..	..	47,933
Wire nails	..	..	..	..	..	24	..	..	..	..
Other manufactures of iron or steel . . . . . "	..	..	..	..	(c)	125	..	..	..	192
<b>Total of Iron or steel . . . . . "</b>	..	..	..	(a)	500	249	3	..	165	48,275
<b>Steel—</b>										
Angle . . . . . "	..	..	..	..	..	..	..	..	..	..
Bars other than Cast Steel . . . . . "	..	..	..	200	1,293	..	..	..	18,395	1,21,179
Cast . . . . . "	..	..	..	..	..	..	..	..	..	..
<b>Total of Steel . . . . . "</b>	..	..	..	200	1,293	..	..	..	18,395	1,21,179
<b>Lead—</b>										
Unwrought—										
Pig . . . . . cwt.	..	..	..	..	..	..	..	..	..	..
Wrought . . . . . "	..	..	..	..	..	..	..	..	..	..
<b>Total of Lead . . . . . "</b>	..	..	..	..	..	..	..	..	..	..
<b>Solder . . . . . "</b>	..	..	..	..	..	..	..	..	..	..
<b>Tin—</b>										
Unwrought (block) . . . . . "	..	..	..	..	..	..	..	..	..	..
<b>Zinc or spelter—</b>										
Wrought or manufactured . . . . . "	..	..	..	..	..	..	..	..	..	..
<b>Metals, unenumerated . . . . . "</b>	..	..	..	..	..	..	..	..	..	..
<b>Total of Metals and ores . . . . . tons</b>	..	..	(a)	200	1,793	619	3	62	18,908	1,70,461
<b>Oil—</b>										
Animal . . . . . gals.	..	..	..	..	(b)	..	..	..	..	..
Mineral—										
Fuel oils . . . . . "	..	..	..	..	..	..	..	..	..	..
Lubricating oils . . . . . "	..	..	..	..	5	..	..	..	..	15
Other kinds . . . . . "	..	9	..	13	35	..	18	58	85	531
Vegetable, not essential—										
Linseed . . . . . "	..	..	..	..	..	..	..	..	..	..
<b>Total . . . . . "</b>	..	9	..	13	40	..	18	68	85	547
<b>Paints and materials—</b>										
Paints and colours . . . . . cwt.	..	..	80	2	1	..	11	8,582	2,056	153
Painters' materials . . . . . value	..	..	..	..	..	..	..	1,875	301	..
<b>Total . . . . . "</b>	..	..	..	..	..	..	11	9,957	2,357	153
<b>Paper and pasteboard—</b>										
Writing paper and envelopes . . . . . "	..	..	..	..	..	..	..	2,304	1,975	1,221
Other kinds of paper including paper manufactures . . . . . cwt.	..	1	4	12	(d)	3	27	498	1,413	208
<b>Total . . . . . value</b>	..	..	..	..	..	8	27	2,772	3,388	1,429
<b>Polishes—</b>										
Polishes and compositions for application to leather . . . . . "	..	..	..	..	..	89	..	61	11	75
Polishes and compositions for application to metals, etc. . . . . "	..	..	..	..	..	15	..	20	35	..
Other sorts . . . . . "	..	..	..	..	..	..	..	..	..	..
<b>Printing and Lithographing machinery and materials (excluding paper)—</b>										
Printing and Lithographing presses . . . . . "	..	..	..	..	..	..	..	595	2	..
Other materials . . . . . "	..	..	..	..	..	..	..	..	..	71
<b>Prints, Engravings, and pictures—</b>										
Photographs and picture post-cards . . . . . "	..	..	..	..	..	132	184	5,887	74	3,031
Others . . . . . "	..	..	..	..	..	978	..	8,822	40,183	12,231
<b>Total . . . . . "</b>	..	..	..	..	..	1,070	184	14,659	40,257	15,862

(a) Cwt. 5.  
 (b) Less than 1 gallon.  
 (c) cwt 1.  
 (d) Less than 1 cwt.

## No. 18—continued

QUANTITY and VALUE of DUTIABLE ARTICLES of IMPORTED MERCHANDISE ALLOWED FREE of DUTY from BOND or from CUSTOM HOUSES for the use of PRIVATE INDIVIDUALS, INSTITUTIONS, etc., in each Official Year from 1929-30 to 1933-34—continued

ARTICLES	QUANTITY					VALUE				
	1929-30	1930-31	1931-32	1932-33	1933-34	1929-30	1930-31	1931-32	1932-33	1933-34
Provisions and oilman's stores—						R	R	R	R	R
Bacon and hams . . . . . cwt.	..	..	1	(c)	(b)	86	..	75	22	82
Biscuits and cakes . . . . . "	..	1	1	..	1	83	188	327	119	212
Canned and bottled provisions . . . . . "	19	30	25	51	28	1,511	3,174	3,249	5,735	2,926
Cheese . . . . . "	..	..	(b)	..	(b)	57	8	59	..	119
Jams and Jellies . . . . . "	2	2	1	..	2	157	114	90	98	146
Other sorts of provisions . . . . . "	4	18	21	12	9	518	2,109	1,088	1,043	982
Total . . . . . "	25	51	49	63	40	2,407	5,593	5,497	7,065	4,467
Railway plant and Rolling stock—										
Carriages . . . . . value	—	—	—	—	—	..	..	..	..	..
Locomotive engines and tenders and parts thereof . . . . . "	—	—	—	—	—	..	..	..	..	..
Materials for construction—										
Rails, chairs, etc. . . . . tons	..	..	..	..	..	..	..	..	..	..
Sleepers and keys of steel or iron . . . . . "	..	..	..	..	..	..	..	..	..	..
Others . . . . . "	..	..	..	..	..	..	..	..	..	..
Rubber manufactures (except apparel and boots and shoes) . . . . . value	—	—	—	—	—	1	12	11	..	..
Motor Car—										
Covers . . . . . no.	..	..	..	108	350	..	..	..	3,760	9,684
Tubes . . . . . "	..	..	..	127	448	..	..	..	709	1,913
Solid rubber tyres for motor vehicles . . . . . "	..	..	..	..	..	..	..	..	..	..
Other manufactures . . . . . value	—	—	—	—	—	..	..	..	1,113	1,884
Salt . . . . . tons	..	..	(a)	..	(a)	2	84	17	6	36
Seeds (other than oilseeds) . . . . . "	..	..	..	..	..	..	..	..	..	..
Smokers requisites (excluding tobacco) . . . . . value	—	—	—	—	—	10	..	75	130	1,089
Soap . . . . . cwt.	1	2	2	3	4	297	120	859	264	232
Stationery (excluding paper) . . . . . value	—	—	—	—	—	2,427	1,171	4,008	4,909	3,031
Sticks and whips . . . . . "	—	—	—	—	—	..	..	..	3	..
Stone and marble . . . . . tons	..	..	..	10	9	..	..	..	3,625	5,616
Tallow and Stearine (including grease and animal fat) . . . . . cwt.	..	..	..	..	(b)	..	..	..	..	12
Tea—										
Black . . . . . lbs.	48	28	49	28	6	90	50	101	42	20
Green . . . . . "	30	..	16	..	..	69	..	28	..	..
Total . . . . . "	78	28	65	28	6	159	50	129	42	20
Telephones, materials for construction and accessories . . . . . value	—	—	—	—	—	..	..	..	..	..
Textiles—										
Cotton—										
Manufactures—										
Piecegoods—										
Grey (unbleached) . . . . . yds.	..	..	..	..	..	..	..	..	..	..
White (bleached) . . . . . "	..	7,000	..	..	..	..	2,600	..	..	..
Coloured, printed or dyed . . . . . "	10	50	..	223	478	24	174	..	580	2,099
Other sorts . . . . . value	—	—	—	—	—	760	88	3	539	1,752
Total . . . . . "	—	—	—	—	—	784	3,812	3	1,099	3,851
Flax—										
Manufactures—										
Piece goods . . . . . yds.	..	..	..	51	42	..	..	..	282	575
Other sorts . . . . . lbs.	..	6	1,136	80	122	..	60	2,250	388	139
Total . . . . . value	—	—	—	—	—	..	60	2,250	670	714

(a) Less than 1 ton.  
(b) " " 1 cwt.  
(c) lbs. 2.

No. 18—concluded

QUANTITY and VALUE of DUTIABLE ARTICLES of IMPORTED MERCHANDISE ALLOWED FREE of DUTY from BOND or from CUSTOM HOUSES for the use of PRIVATE INDIVIDUALS, INSTITUTIONS, etc., in each Official Year from 1929-30 to 1933-34—concluded

ARTICLES	QUANTITY					VALUE				
	1929-30	1930-31	1931-32	1932-33	1933-34	1929-30	1930-31	1931-32	1932-33	1933-34
						R 902	R 1,856	R 2,201	R 18,471	R 1,04,504
Textiles—continued										
Hops (factory and millinery value)	—	—	—	—	—	—	—	—	—	—
Hemp—Manufactures Other Sorts . . .	—	—	—	—	—	—	—	50	—	—
Jute—Manufactures—										
Canvas . . . yds.	..	..	..	..	..	..	..	..	..	..
Other kinds . . . cwts.	..	..	7	..	..	..	720	1,085	..	..
Total . . . value	—	—	—	—	—	..	720	1,085	..	—
Silk—Manufactures—										
Goods of silk mixed with other materials yds.	..	..	..	..	230	..	..	..	..	6,977
Silk piecegoods . . .	..	2,358	102	30	190	..	4,802	390	720	6,591
Other sorts . . . lbs.	..	..	8	..	5	..	..	73	..	123
Total . . . value	—	—	—	—	—	..	4,802	463	720	18,691
Wool—Manufactures—										
Carpets and rugs . . lbs.	2,236	..	2,410	8,077	666	12,071	..	11,834	80,171	2,324
Hosiery . . . . .	3	..	..	5	..	14	..	..	50	..
Piecegoods . . . yds.	..	50	14	200	..	..	179	80	2,341	..
Shawls . . . . .	..	..	..	..	..	..	..	..	..	..
Other sorts . . . lbs.	122	16	7	214	2,434	100	69	55	1,322	6,110
Total . . . value	—	—	—	—	—	12,785	248	11,969	83,884	8,434
Artificial Silk—										
Piecegoods of cotton and artificial silk—										
Piecegoods made entirely of artificial silk yds.	..	..	..	131	85	..	..	..	2,074	377
Piecegoods made of cotton and artificial silk . . .	..	..	..	..	1,377	..	..	..	..	0,101
Total . . . value	—	—	—	—	—	..	..	..	2,074	4,78
Total of Textiles . . .	—	—	—	—	—	14,531	10,498	18,098	1,01,918	2,01,302
Tobacco manufactured . . lbs.	46	384	70	36	19	321	1,515	514	238	119
" unmanufactured . . .	..	1	..	..	..	..	41	..	..	..
Toilet requisites . . . value	—	—	—	—	—	894	635	202	125	746
Toys and requisites for games . . . . .	—	—	—	—	—	258	165	7,163	2,015	10,681
Umbrellas and umbrella fittings—										
Umbrellas, complete, etc. no.	..	..	..	1	..	..	..	..	2	..
Vehicles, excluding locomotives, etc. for railways—										
Camp Trailer . . . value	—	—	—	—	—	..	..	..	..	..
Carriages and carts . . no.	..	..	..	..	1	..	..	..	..	3,476
Perambulators and children's carts . . .	..	..	..	..	1	..	..	..	..	926
Carriages and carts not mechanically propelled (excluding railway carriages, trucks, etc.) . . .	..	..	1	1	..	..	..	551	165	..
Overhead trolleys entire or in sections . . . . .	..	..	1	2	1	..	..	100	281	20
Parts of cycles and accessories . . . value	—	—	—	—	—	..	..	..	..	..
Mechanically propelled vehicles—										
Aircraft . . . no.	..	1	..	2	..	..	17,000	..	40,482	..
Parts of aircraft . . value	—	—	—	—	—	27,521	..	..	3,041	..
Carriages and parts for railways . . .	—	—	—	—	—	..	..	..	..	1,47,135
Motor cars . . . no.	10	12	24	74	122	25,635	76,227	75,997	4,26,047	4,40,171
Motor cycles . . . . .	1	..	..	..	1	498	..	..	..	592
Motor omnibuses, motor vans and motor lorries . . .	..	..	7	8	11	3,672(a)	..	31,256(a)	15,984(a)	19,466
Parts of mechanically propelled vehicles . . . value	—	—	—	—	—	1,241	379	11,018	9,461	6,463
Ships, parts of . . .	—	—	—	—	—	..	..	..	22,155	450
Total . . . . .	—	—	—	—	—	69,667	98,606	1,18,522	5,24,466	6,18,636
Wood and Timber—										
Manufactures of wood, other than furniture and cabinetware . . .	—	—	—	—	—	195	68	95	571	1,068
Articles imported by post . . .	—	—	—	—	—	..	..	..	..	..
All other articles . . . . .	—	—	—	—	—	458	381	8,991	2,272	1,568
GRAND TOTAL . . . . .	—	—	—	—	—	7,60,060	8,74,805	12,76,303	28,45,530	35,25,898

(a) Include figures for Motor Carts.

## No. 19

QUANTITY of CERTAIN PRINCIPAL ARTICLES of MERCHANDISE (subject to CUSTOMS DUTY) IMPORT-  
ED into each PROVINCE of BRITISH INDIA, which remained in CUSTOMS BONDED WAREHOUSES  
on the 31st March, in each Official Year from 1929-30 to 1933-34

ARTICLES		BENGAL	BIHAR AND ORISSA	BOMBAY	SIND	MADRAS	BURMA	TOTAL	
Cotton— Piece goods—	yds.	1929-30	91,680	..	6,312,100	..	128,445	..	6,582,225
		1930-31	3,666,029	..	2,215,919	9,600	2,704	..	5,894,252
		1931-32	3,109,237	..	626,568	..	..	..	3,735,805
		1932-33	2,953,987	..	251,862	25,636	..	..	3,231,485
		1933-34	4,040,874	..	6,290,735	325,088	718,849	1,321	11,376,067
White (bleached)	..	1929-30	35,820	..	1,079,735	..	..	48,747	1,169,302
		1930-31	..	..	585,986	18,088	..	36,895	639,469
		1931-32	..	..	534,039	1,640	..	..	535,679
		1932-33	64,371	..	2,269,502	700,293	3,676	659,596	3,697,438
		1933-34	1,770,021	..	7,497,354	2,477,799	867,170	2,736,362	15,849,212
Coloured, printed or dyed	..	1929-30	27,259	..	1,363,848	..	76,760	8,213	1,476,080
		1930-31	..	..	975,623	6,566	76,760	194,682	1,253,631
		1931-32	..	..	672,206	..	..	..	672,206
		1932-33	113,820	..	7,570,954	1,194,017	9,850	404,334	9,269,975
		1933-34	2,136,753	..	7,855,633	3,008,043	520,083	789,584	14,311,100
Liquors— Ale, beer, porter, etc.	gals	1929-30	391,685	..	12,121	48,109	14,478	..	466,393
		1930-31	378,590	..	10,262	18,937	18,967	..	426,806
		1931-32	384,470	..	11,702	39,603	21,976	893	458,544
		1932-33	2,810	..	18,647	38,415	24,305	219	84,396
		1933-34	8,246	..	28,990	28,532	17,838	596	84,197
Spirit— Brandy	..	1929-30	59,173	..	9,722	6,313	31,731	2,377	109,391
		1930-31	51,123	..	4,611	6,559	26,102	2,231	90,626
		1931-32	59,313	..	4,572	7,676	27,593	2,085	101,129
		1932-33	8,419	..	2,972	6,167	23,734	1,286	42,578
		1933-34	5,046	..	3,032	4,161	19,312	822	32,373
Gin	..	1929-30	5,285	..	3,517	3,013	8,782	1,580	22,177
		1930-31	3,594	..	1,592	2,675	6,348	1,743	15,957
		1931-32	6,401	..	1,304	4,543	9,745	913	22,905
		1932-33	4,801	..	2,416	3,953	7,238	1,170	19,578
		1933-34	4,543	..	1,793	3,904	7,233	623	18,106
Liquors	..	1929-30	3,263	..	733	259	203	361	4,824
		1930-31	2,948	..	154	220	63	361	3,786
		1931-32	2,966	..	513	153	1,064	60	4,756
		1932-33	390	..	3,660	488	972	145	5,655
		1933-34	228	..	2,639	800	780	31	3,887
Rum	..	1929-30	706,642	..	1,416	70	302	10,259	718,689
		1930-31	725,908	..	140	109	111	10,289	736,677
		1931-32	742,007	..	560	144	226	212	743,149
		1932-33	365	..	420	17	234	157	1,193
		1933-34	384	..	319	58	117	..	873
Whisky	..	1929-30	125,603	..	9,953	3,071	28,018	2,612	169,257
		1930-31	58,554	..	3,046	6,799	7,173	2,917	78,489
		1931-32	64,994	..	10,003	10,510	10,993	6,082	102,582
		1932-33	21,313	..	6,934	9,479	8,022	6,049	51,802
		1933-34	17,953	..	5,431	9,833	9,237	4,228	46,687
Other sorts of spirits	..	1929-30	22,350	..	1,364	358	9,747	6,993	40,817
		1930-31	22,256	..	193	979	8,138	6,957	38,623
		1931-32	22,295	..	545	1,100	7,659	766	32,425
		1932-33	22,578	..	310	1,073	7,238	570	31,819
		1933-34	22,600	..	1,076	1,139	6,663	636	32,719

NOTE.—The figures represent stocks warehoused under bond, and not duty-paid goods lying in the warehouses outside customs authority.

No. 19—continued

QUANTITY of CERTAIN PRINCIPAL ARTICLES of MERCHANDISE (subject to CUSTOMS DUTY) IMPORTED into each PROVINCE of BRITISH INDIA, which remained in CUSTOMS BONDED WAREHOUSES on the 31st March, in each Official Year from 1929-30 to 1933-34—continued

ARTICLES		BENGALE	BIHAR AND ORISSA	BOMBAY	SIND	MADRAS	BURMA	TOTAL
Liquors—contd.								
Wines . . . . . gals.	1929-30	18,055	..	11,414	7,797	4,925	767	42,958
	1930-31	15,363	..	2,528	2,850	4,504	789	25,078
	1931-32	14,854	..	4,513	4,815	6,012	176	29,870
	1932-33	2,513	..	4,077	4,761	6,014	543	17,918
	1933-34	3,614	..	3,005	6,830	6,166	436	19,051
Matches . . . . . Gross of boxes.	1929-30	189,414	..	114,233	41,524	71,058	..	416,279
	1930-31	189,414	..	65,200	5,700	80,018	..	840,332
	1931-32	189,414	..	3,200	1,750	..	..	194,364
	1932-33	..	..	..	..	..	..	..
	1933-34	..	..	..	..	..	..	..
Motor Cars* . . . . . No.	1929-30	..	..	..	..	..	..	..
	1930-31	..	..	..	..	..	..	..
	1931-32	..	..	..	..	..	..	..
	1932-33	121	..	205	1	5	8	340
	1933-34	101	..	28	4	2	..	135
Motor Omnibuses* . . . . . "	1929-30	..	..	..	..	..	..	..
	1930-31	..	..	..	..	..	..	..
	1931-32	..	..	..	..	..	..	..
	1932-33	12	..	78	2	..	9	101
	1933-34	11	..	44	..	..	8	63
Oils (mineral) — Kerosene . . . . . gals.	1929-30	2,242,515	..	1,804,247	1,052,332	286,345	..	5,385,639
	1930-31	1,394,561	..	..	..	..	..	1,394,561
	1931-32	1,394,561	..	3,464,791	2,459,793	..	..	7,319,055
	1932-33	..	..	1,430,000	..	466,158	..	1,946,158
	1933-34	1,946,922	..	1,917,752	915,598	466,158	..	5,246,340
Fuel . . . . . "	1929-30	2,516,063	..	1,464,159	452,194	4,447,700	5,646,494	14,526,610
	1930-31	2,867,668	..	1,232,379	894,374	3,726,436	6,719,474	15,499,321
	1931-32	3,791,833	..	1,886,472	789,259	6,065,010	7,935,498	20,468,127
	1932-33	1,327,075	..	1,198,764	1,333,726	3,539,519	6,449,748	18,348,832
	1933-34	1,938,421	..	1,468,175	1,235,547	14,403,217	1,119,652	20,165,612
Lubricating . . . . . "	1929-30	4,985,349	..	..	..	..	1,895	4,987,744
	1930-31	4,725,793	..	..	..	..	1,846	4,727,644
	1931-32	4,726,268	..	..	..	..	2,056	4,728,324
	1932-33	873,198	..	..	..	..	1,333	874,531
	1933-34	..	..	..	..	..	..	..
Salt . . . . . tons	1929-30	113,398	..	1	..	..	26,315	139,714
	1930-31	144,590	..	..	..	..	38,522	183,112
	1931-32	75,264	..	7	..	..	16,697	91,968
	1932-33	135,523	..	2	..	..	29,009	164,534
	1933-34	32,890	..	1	..	..	5,698	38,589
Sugar . . . . . "	1929-30	7,133	..	49,549	7,255	..	946	64,933
	1930-31	3	..	6,569	6,333	..	6	12,911
	1931-32	9	..	11,935	7,912	2,497	1,149	23,493
	1932-33	4	..	2,679	5,133	1,047	720	9,633
	1933-34	..	..	191	2,165	172	..	2,528
Tobacco, manufactured and unmanufactured . . . . . lbs.	1929-30	1,027,231	..	61,520	74,235	323,310	119,532	1,605,378
	1930-31	773,443	..	4,924	53,543	6,400,351	110,831	7,343,147
	1931-32	904,401	..	9,933	6,650	489,733	3,356	1,414,133
	1932-33	315,426	..	49,757	32,008	599,935	7,535	1,004,711
	1933-34	117,233	..	39,393	19,645	623,529	6,612	817,332

NOTE.—The figures represent stocks warehoused under bond, and not duty-paid goods lying in the warehouses outside customs authority.  
\* Figures for previous years are not available.

( 632 )

**ACCOUNTS**

**OF THE**

**TRADE OF THE FRENCH POSSESSIONS IN INDIA.**

**Ending 31st March 1934, and the four preceding years.**



Note.—These tables have been compiled from statistics furnished by the Government of the French Possessions in India

## No. 1

## VALUE of the SEA-BORNE FOREIGN and COASTING TRADE, in each Official Year from 1929-30 to 1933-34

		1929-30	1930-31	1931-32	1932-33	1933-34
		R	R	R	R	R
<b>FOREIGN TRADE.</b>						
IMPORTS	MERCHANDISE . . . . .	55,68,495	58,03,918	48,04,428	50,61,995	71,95,608
	TREASURE . . . . .	3,500	4,97,020	15,48,047	12,61,441	11,50,593
	<b>TOTAL</b> . . . . .	<b>55,68,995</b>	<b>58,00,988</b>	<b>64,12,475</b>	<b>63,23,436</b>	<b>83,46,201</b>
EXPORTS	MERCHANDISE . . . . .	4,17,14,638	2,07,92,381	2,01,32,130	1,88,72,468	60,50,931*
	TREASURE . . . . .	..	..	..	..	..
	<b>TOTAL</b> . . . . .	<b>4,17,14,638</b>	<b>2,07,92,381</b>	<b>2,01,32,130</b>	<b>1,88,72,468</b>	<b>60,50,931</b>
<b>TOTAL IMPORTS AND EXPORTS</b> . . . . .		<b>4,72,81,633</b>	<b>2,65,93,349</b>	<b>2,65,44,605</b>	<b>2,51,95,904</b>	<b>1,44,00,222</b>
<b>COASTING TRADE</b>						
IMPORTS	MERCHANDISE . . . . .	16,12,565	27,64,108	38,09,668	23,03,234	45,60,563
	TREASURE . . . . .	1,65,800	18,600	5,68,805	37,10,032	20,19,255
	<b>TOTAL</b> . . . . .	<b>17,78,165</b>	<b>27,77,706</b>	<b>41,78,671</b>	<b>61,08,316</b>	<b>74,86,818</b>
EXPORTS	MERCHANDISE . . . . .	3,00,081	2,81,674	1,30,144	1,20,147	1,08,16,381*
	TREASURE . . . . .	..	..	..	..	..
	<b>TOTAL</b> . . . . .	<b>3,00,081</b>	<b>2,81,674</b>	<b>1,30,144</b>	<b>1,26,147</b>	<b>1,08,16,381</b>
<b>TOTAL IMPORTS AND EXPORTS</b> . . . . .		<b>20,78,246</b>	<b>30,59,380</b>	<b>43,08,815</b>	<b>62,29,463</b>	<b>1,83,05,109</b>
<b>TOTAL FOREIGN AND COASTING TRADE</b> . . . . .		<b>4,93,59,879</b>	<b>2,96,52,729</b>	<b>3,08,53,420</b>	<b>3,14,25,367</b>	<b>3,27,11,421</b>

## No. 2

## VALUE of the TOTAL IMPORTS and EXPORTS at each PORT, in each Official Year from 1929-30 to 1933-34

		1929-30	1930-31	1931-32	1932-33	1933-34
		R	R	R	R	R
<b>PONDICHERRY—</b>						
Imports	Foreign countries . . . . .	8,00,467	10,18,111	18,41,316	25,26,756	49,40,402
	Coast ports . . . . .	14,18,541	25,26,929	34,06,289	50,75,351	56,87,081
Exports	Foreign countries . . . . .	4,15,13,101	2,06,82,232	2,00,74,630	1,87,93,926	59,95,442*
	Coast ports . . . . .	1,12,693	1,42,765	73,179	44,909	1,07,70,596*
<b>TOTAL</b> . . . . .		<b>4,38,44,804</b>	<b>2,43,70,037</b>	<b>2,53,95,414</b>	<b>2,64,45,942</b>	<b>2,73,99,521</b>
<b>KARikal—</b>						
Imports	Foreign countries . . . . .	47,66,528	47,82,857	45,71,159	37,96,680	34,05,889
	Coast ports . . . . .	3,59,624	2,50,777	7,72,382	10,27,065	19,01,727
Exports	Foreign countries . . . . .	2,01,537	1,10,149	57,500	78,542	64,489
	Coast ports . . . . .	1,57,388	1,38,909	56,965	81,238	39,785
<b>TOTAL</b> . . . . .		<b>55,15,776</b>	<b>52,82,692</b>	<b>54,58,006</b>	<b>49,79,425</b>	<b>53,11,900</b>
<b>MAHE—</b>						
Imports	Foreign countries . . . . .	..	..	..	..	..
	Coast ports . . . . .	..	..	..	..	..
Exports	Foreign countries . . . . .	..	..	..	..	..
	Coast ports . . . . .	..	..	..	..	..
<b>TOTAL</b> . . . . .		<b>..</b>	<b>..</b>	<b>..</b>	<b>..</b>	<b>..</b>
<b>YANAM—</b>						
Imports	Foreign countries . . . . .	..	..	..	..	..
	Coast ports . . . . .	..	..	..	..	..
Exports	Foreign countries . . . . .	..	..	..	..	..
	Coast ports . . . . .	..	..	..	..	..
<b>TOTAL</b> . . . . .		<b>..</b>	<b>..</b>	<b>..</b>	<b>..</b>	<b>..</b>

Notes.—The value figures in these tables originally given in French Currency in the returns of Pondicherry for 1929-30 and 1930-31 only have been converted respectively at the rate of 9.10 Francs = Re. 1 and 9 Francs = Re. 1.

\* Subject to revision.

ABSTRACT TABLES  
FRENCH POSSESSIONS

( 634 )

No. 3

VALUE of the IMPORTS by SEA of MERCHANDISE from each FOREIGN COUNTRY and from INDIAN PORTS, in each Official Year from 1929-30 to 1933-34

COUNTRIES	1929-30			1930-31			1931-32			1932-33			1933-34		
	Merchandise	Treasure	TOTAL	Merchandise	Treasure	TOTAL	Merchandise	Treasure	TOTAL	Merchandise	Treasure	TOTAL	Merchandise	Treasure	TOTAL
	R	R	R	R	R	R	R	R	R	R	R	R	R	R	R
EUROPE—															
United Kingdom	..	..	..	15,71,984	..	15,71,984	..	..	..	45,119	..	45,119	1,45,750	3,68,500	5,14,250
France . .	2,83,966	3,500	2,87,466	3,77,095	..	3,77,095	6,84,733	20,571	7,05,304	5,01,099	40,740	6,08,439	4,63,709	..	4,63,709
Russia . .	22,85,001	..	22,85,001	..	..	..	20,93,322	..	20,93,322	19,88,084	..	18,38,024	18,68,784	..	18,68,784
ASIA—															
Straits Settlements	28,75,866	..	28,75,866	17,11,082	4,97,020	22,08,102	17,58,590	15,27,470	32,86,060	19,40,358	11,30,701	30,71,059	33,42,108	7,82,093	41,24,201
OTHER COUNTRIES	1,12,662	..	1,12,662	16,43,787	..	16,43,787	3,27,783	..	3,27,783	6,70,735	84,600	7,60,735	13,70,347	..	13,70,347
TOTAL FOREIGN COUNTRIES	55,63,495	3,500	55,66,995	53,03,948	4,97,020	58,00,968	48,64,428	15,48,047	64,12,475	50,61,985	12,61,441	63,23,430	71,95,898	11,50,593	83,46,291
BRITISH INDIAN PORTS	15,89,125	1,65,600	17,54,725	27,41,525	13,600	27,55,125	35,98,035	5,68,805	41,66,840	23,68,417	37,10,032	60,78,449	44,45,749	29,19,255	73,65,004
FRENCH INDIAN PORTS	23,440	..	23,440	22,581	..	22,581	11,831	..	11,831	24,807	..	24,807	1,23,814	..	1,23,814
TOTAL INDIAN PORTS	16,12,565	1,65,600	17,78,165	27,64,106	13,600	27,77,706	36,09,866	5,68,805	41,78,671	23,93,284	37,10,032	61,03,316	45,69,563	29,19,255	74,88,818
GRAND TOTAL	71,76,060	1,69,100	73,45,160	80,68,054	5,10,620	85,78,674	84,74,294	21,16,852	1,05,91,146	74,55,279	49,71,473	1,24,26,752	1,17,65,261	40,69,848	1,58,35,109

No. 4

VALUE of the EXPORTS by SEA of MERCHANDISE to each FOREIGN COUNTRY and to INDIAN PORTS, in each Official Year from 1929-30 to 1933-34

COUNTRIES	1929-30			1930-31			1931-32			1932-33			1933-34		
	Merchandise	Treasure	TOTAL	Merchandise	Treasure	TOTAL	Merchandise	Treasure	TOTAL	Merchandise	Treasure	TOTAL	Merchandise	Treasure	TOTAL
	R	R	R	R	R	R	R	R	R	R	R	R	R	R	R
EUROPE—															
United Kingdom	..	..	..	..	..	..	2,66,325	..	2,66,325	7,246	..	7,246	2,164	..	2,164
France . .	1,05,37,928	..	1,05,37,928	72,97,058	..	72,97,058	58,44,068	..	58,44,068	20,06,585	..	20,06,585	32,34,421	..	32,34,421
ASIA—															
Straits Settlements	23,32,299	..	23,32,299	16,87,597	..	16,87,597	31,30,623	..	31,30,623	10,95,843	..	10,95,843	14,06,039	..	14,06,039
OTHER COUNTRIES	2,88,44,411	..	2,88,44,411	1,18,07,720	..	1,18,07,720	1,08,91,109	..	1,08,91,109	1,38,72,794	..	1,38,72,794	13,27,307	..	13,27,307
TOTAL FOREIGN COUNTRIES	4,17,14,638	..	4,17,14,638	2,07,92,381	..	2,07,92,381	2,01,32,130	..	2,01,32,130	1,88,72,468	..	1,88,72,468	60,59,931	..	60,59,931
BRITISH INDIAN PORTS	2,98,746	..	2,98,746	2,70,837	..	2,70,837	59,091	..	59,091	99,727	..	99,727	1,31,898	..	1,31,898
FRENCH INDIAN PORTS	1,335	..	1,335	10,837	..	10,837	71,053	..	71,053	26,420	..	26,420	1,06,84,483	..	1,06,84,483
TOTAL INDIAN PORTS	3,00,081	..	3,00,081	2,81,674	..	2,81,674	1,30,144	..	1,30,144	1,26,147	..	1,26,147	1,08,10,381	..	1,08,10,381
GRAND TOTAL	4,20,14,719	..	4,20,14,719	2,10,74,055	..	2,10,74,055	2,02,62,274	..	2,02,62,274	1,89,98,615	..	1,89,98,615	1,68,76,312	..	1,68,76,312

NOTE.—The value figures in these tables originally given in French currency in the returns of Pondicherry for 1929-30 and 1930-31 only have been converted respectively at the rate of 9.10 Francs = Re. 1 and 9 Francs = Re. 1.

\* Subject to revision.

QUANTITY and VALUE of PRINCIPAL and other ARTICLES of MERCHANDISE IMPORTED by SEA  
from FOREIGN COUNTRIES, in each Official Year from 1929-30 to 1933-34

ARTICLES	QUANTITY					VALUE				
	1929-30	1930-31	1931-32	1932-33	1933-34	1929-30	1930-31	1931-32	1932-33	1933-34
						R	R	R	R	R
Apparel . . . . . value . . . . .	—	—	—	—	—	0,187	9,015	0,480	12,600	9,053
Arms, Ammunition and Military Stores—										
Gunpowder . . . . . 100 kilogs . . . . .	..	10	..	..	3	..	2,499	123	..	763
Other sorts . . . . . Value . . . . .	—	—	—	—	—	..	..	..	..	419
Building and Engineering materials—										
Bricks and tiles . . . . . 100 kilogs . . . . .	..	..	..	50	53	..	136	..	1,510	1,160
Candles . . . . . 100 kilogs . . . . .	15	23	14	3	6	1,766	2,683	2,426	225	450
Canes and Battans . . . . . 100 kilogs . . . . .	25	57	33	84	136	555	4,104	2,800	7,116	3,660
Chemicals—										
Soda . . . . . 100 kilogs . . . . .	330	..	342	219	186	28,001	..	25,650	6,914	10,301
Other sorts . . . . . 100 kilogs . . . . .	4,439	4,372	3,525	3,107	713	4,39,682	1,55,767	2,03,040	2,62,992	1,42,244
Coal and Coke . . . . . 100 kilogs . . . . .	..	4	..	..	..	..	40	..	..	..
Coffee . . . . . 100 kilogs . . . . .	133	215	359	363	135	15,525	21,630	32,135	23,135	9,436
Dyeing and Tanning substances—										
Indigo . . . . . 100 kilogs . . . . .	233	167	103	236	533	30,792	16,229	10,526	22,559	54,556
Turmeric . . . . . 100 kilogs . . . . .	..	..	..	..	..	..	..	15	..	..
Earthenware and Porcelain—										
Earthenware . . . . . 100 kilogs . . . . .	10	7	16	10	72	1,451	369	2,012	870	3,743
Porcelain . . . . . 100 kilogs . . . . .	27	9	29	13	96	2,713	1,980	2,060	1,300	7,500
Fruits and Vegetables—										
Onions . . . . . 100 kilogs . . . . .	..	..	..	..	20	..	..	..	..	310
Coconuts . . . . . 100 kilogs . . . . .	..	..	..	..	3	..	..	..	..	40
Furniture and Cabinetware . . . . . value . . . . .	—	—	—	—	—	8,494	9,530	7,945	10,746	8,459
Glass and Glassware . . . . . 100 kilogs . . . . .	92	39	27	32	533	6,666	3,440	2,635	2,505	22,018
Grain, Pulse, and Flour—										
Also not in the husk . . . . . 100 kilogs . . . . .	1,257	409	6,174	12,120	15,332	18,493	18,139	65,975	72,777	1,05,843
Flour . . . . . 100 kilogs . . . . .	230	860	221	412	422	13,164	54,950	15,631	14,748	11,423
Other sorts . . . . . 100 kilogs . . . . .	3	132	50	39	43	80	2,325	1,000	1,666	593
Gums and Resins . . . . . 100 kilogs . . . . .	920	1,020	270	690	730	1,00,050	85,340	13,355	51,710	40,640
Liquors—										
Wines and liqueurs . . . . . litres . . . . .	131,332	..	..	131,306	..	1,56,770	2,24,663	1,13,312	1,69,859	1,08,322
100 kilogs . . . . .	..	1,582	1,627	..	2,125	..	..	..	..	..
Metals and Ores . . . . . 100 kilogs . . . . .	45	43	444	..	1,995	6,105	7,330	31,674	100	95,710
Oils . . . . . 100 kilogs . . . . .	109,450	149,805	106,739	88,803	90,220	22,92,043	31,19,485	20,97,234	18,47,064	18,68,318
Paper and Pasteboard . . . . . 100 kilogs . . . . .	275	623	117	264	406	15,933	30,337	17,160	17,700	20,220
Perfumery . . . . . 100 kilogs . . . . .	60	11	..	..	90	4,794	690	320	..	41,033
Plants, living . . . . . value . . . . .	—	—	—	—	—	..	..	..	3,925	3,634
Provisions and Oilman's stores—										
Vinegar . . . . . 100 kilogs . . . . .	..	89	60	..	40	1,344	2,400	1,250	1,244	1,176
Other sorts . . . . . litres . . . . .	5,345	..	..	4,550	..	18,099	23,335	13,375	12,220	13,516
100 kilogs . . . . .	129	141	123	75	91	..	..	..	..	..
Seeds—										
Copras . . . . . 100 kilogs . . . . .	..	..	10	..	..	..	..	200	..	..
Groundnuts . . . . . 100 kilogs . . . . .	..	..	16	..	36	..	..	262	..	394
Spices—										
Beteelnuts . . . . . 100 kilogs . . . . .	39,770	25,637	31,140	34,770	28,799	19,10,733	8,73,304	9,13,990	11,73,976	8,72,270
Onilles . . . . . 100 kilogs . . . . .	..	..	..	..	247	..	..	..	..	9,755
Pepper . . . . . 100 kilogs . . . . .	129	229	279	233	294	1,61,000	2,33,267	30,330	30,045	31,301
Other sorts . . . . . 100 kilogs . . . . .	5	33	46	20	50	365	300	1,473	1,380	1,130
Sugar—										
Refined Sugar . . . . . 100 kilogs . . . . .	192	294	8,331	9,760	30,163	20,740	5,041	1,22,633	117,462	1,96,357
Molasses . . . . . 100 kilogs . . . . .	8,000	7,000	7,500	8,640	5,930	60,333	71,933	1,01,330	92,120	1,06,304
Textiles—										
Cotton—										
Raw . . . . . 100 kilogs . . . . .	10	12	423	..	432	1,250	1,513	23,540	140	23,623
Manufactures . . . . . 100 kilogs . . . . .	330	690	1,412	2,400	5,351	94,353	1,35,276	2,74,356	4,13,931	3,57,312
Jute—										
Manufactures—										
Gunny bags . . . . . 100 kilogs . . . . .	100	57	91	156	120	8,310	4,220	9,760	11,173	12,550
Tobacco . . . . . 100 kilogs . . . . .	123	34	41	51	60	23,365	9,320	12,110	17,365	12,213
Wood and timber . . . . . value . . . . .	—	—	—	—	—	5,527	5,259	7,275	52,439	3,453
All other articles . . . . . " . . . . .	—	—	—	—	—	37,302	1,11,344	6,75,273	5,35,366	23,77,532
TOTAL MERCHANDISE . . . . .	—	—	—	—	—	55,63,495	63,03,943	43,64,423	50,61,995	71,95,693
TREASURE . . . . .	—	—	—	—	—	3,500	4,97,020	15,48,047	12,61,441	11,50,503
TOTAL MERCHANDISE AND TREASURE . . . . .	—	—	—	—	—	55,66,995	68,00,963	64,12,470	63,23,436	83,46,196

NOTE.—The value figures in these tables originally given in French Currency in the returns of Pondicherry for 1929-30 and 1930-31 only have been converted respectively at the rate of 9.10 Francs=Rs. 1 and 9 Francs=Rs. 1.

GENERAL EXPORTS  
FRENCH POSSESSIONS

( 636 )

No. 6

QUANTITY and VALUE of PRINCIPAL and other ARTICLES of MERCHANDISE (FOREIGN and INDIAN)  
EXPORTED by SEA to FOREIGN COUNTRIES, in each Official Year from 1929-30 to 1933-34

ARTICLES	QUANTITY					VALUE				
	1929-30	1930-31	1931-32	1932-33	1933-34	1929-30	1930-31	1931-32	1932-33	1933-34
						R	R	R	R	R
Animals, living . . . . . number	05	..	..	..	..	8,352	..	..	..	..
Apparel . . . . . value	—	—	—	—	—	..	90	..	..	2,880
Building and Engineering Materials— Bricks and tiles . . . . . 100 kilogs	..	..	..	..	29	..	..	..	..	1,397
Chemicals . . . . . 100 kilogs	..	28	..	..	13	..	8,188	..	30	3,538
Coffee . . . . . 100 kilogs	6	..	30	18	16	1,178	..	4,880	2,068	1,335
Dyeing and Tanning substances— Indigo . . . . . 100 kilogs	11	9	2	18	7	3,000	3,155	520	3,000	1,270
Turmeric . . . . . 100 kilogs	..	..	..	..	..	50	..	..	..	..
Earthenware and Porcelain . . . . . value	—	—	—	—	—	783	905	6,040	10,710	1,408
Fruits and Vegetables— Fresh Fruits and Vegetables— Onions . . . . . 100 kilogs	11,640	7,060	15,106	13,840	4,711	79,031	41,950	1,20,852	83,023	26,354
Tamarind . . . . . 100 kilogs	..	..	..	..	..	18	..	..	..	..
Glass and Glassware . . . . . 100 kilogs	—	—	—	—	—	..	..	75	..	..
Grain, Pulse, and Flour— Rice in the husk . . . . . 100 kilogs	..	..	..	47	..	..	..	..	312	..
Rice not in the husk . . . . . 100 kilogs	4,095	3,631	1,218	3,121	3,724	71,555	58,648	18,726	41,368	42,234
Wheat flour . . . . . 100 kilogs	..	41	30	20	30	760	4,005	2,470	1,460	1,490
Other sorts . . . . . 100 kilogs	37	19	7	22	20	940	477	200	372	388
Gums and Resins . . . . . 100 kilogs	..	..	..	..	..	..	40	..	..	..
Liquors— Spirit (arrack) . . . . . litres	..	..	..	2,400	..	..	..	..	3,600	..
Wines . . . . . { litres	675	..	..	204	..	..	..	..	..	..
100 kilogs . . . . . }	..	24	..	..	3	270	4,844	..	255	1,321
Metals and Ores . . . . . 100 kilogs	..	..	1	..	14	..	..	660	..	1,000
Oils . . . . . { 100 kilogs	2	12	2	..	..	..	..	..	..	..
litres . . . . . }	440	..	..	..	..	528	1,030	782	50	63
Paper and Pasteboard . . . . . 100 kilogs	..	..	..	..	9	375	..	150	160	315
Perfumery . . . . . value	—	—	—	—	—	928	270	280	310	1,142
Provisions and Oilmen's stores— Dry and salted . . . . . 100 kilogs	163	57	350	781	88	5,544	5,715	6,255	16,123	2,200
Preserved . . . . . 100 kilogs	123	79	1	..	..	16,735	2,760	690	350	..
Seeds— Groundnuts . . . . . 100 kilogs	988,590	715,400	371,450	249,910	408,031	3,31,41,190	1,12,84,121	60,64,800	36,91,937	40,45,934
Spices— Betelnuts . . . . . 100 kilogs	..	1	222	11	..	30	65	9,768	660	..
Chillies . . . . . 100 kilogs	1	2	1	1	6	45	89	15	25	114
Other sorts . . . . . 100 kilogs	..	29	1	..	60	140	1,111	140	230	1,115
Textiles— Cotton— Raw . . . . . 100 kilogs	120	..	..	..	..	0,560	..	..	..	..
Manufactures . . . . . 100 kilogs	27,988	33,681	32,022	47,730	4,235*	80,00,844	91,59,320	86,06,285	1,41,65,772	16,68,843*
Tobacco . . . . . 100 kilogs	11	15	..	..	20	2,470	2,340	..	1,100	1,510
Wood and Timber . . . . . 100 kilogs	..	..	3,230	..	..	..	..	3,876	..	..
All other articles . . . . . value	—	—	—	—	—	2,76,900	2,68,198	42,94,716	8,48,508	2,54,038
<b>TOTAL MERCHANDISE</b> . . . . .	—	—	—	—	—	4,17,14,338	2,07,92,381	2,01,32,130	1,88,72,468	60,50,931
<b>TREASURE</b> . . . . .	—	—	—	—	—	..	..	..	..	..
<b>TOTAL MERCHANDISE AND TREASURE</b> . . . . .	—	—	—	—	—	4,17,14,338	2,07,92,381	2,01,32,130	1,88,72,468	60,50,931

NOTE.—The value figures in these tables originally given in French Currency in the returns of Pondicherry for 1929-30 and 1930-31 only have been converted respectively at the rate of 9.10 Francs = Re. 1 and 9 Francs = Re. 1.

\* Subject to revision.

QUANTITY and VALUE of PRINCIPAL and other ARTICLES of MERCHANDISE, IMPORTED by SEA  
from INDIAN PORTS, in each Official Year from 1929-30 to 1933-34

ARTICLES	QUANTITY					VALUE				
	1929-30	1930-31	1931-32	1932-33	1933-34	1929-30	1930-31	1931-32	1932-33	1933-34
Apparel . . . . . value	—	—	—	—	—	R 1,800	—	820	60	7,702
Arms, Ammunitions and Military stores—										
Guns . . . . . number	..	1	..	..	..	..	270	..	..	..
Gunpowder . . . . . value	—	—	—	—	—	100	—	900	..	2,305
Shots . . . . . "	—	—	—	—	—	100	—	200	100	171
Other sorts . . . . . "	—	—	—	—	—	..	..	..	410	630
Building and Engineering materials—										
Bricks and tiles . . . . . { number	21,400	..	..	..	..	2,008	..	..	..	3,750
{ 100 kilogs	..	..	..	..	188					
Curdles . . . . . 100 kilogs	27	25	130	136	20	3,297	2,867	10,485	10,200	1,000
Chemicals—										
Soda Compounds . . . . . 100 kilogs	50	48	304	911	1,143	1,800	1,628	9,360	31,980	47,242
Other sorts . . . . . 100 kilogs	40	45	89	70	281	9,650	3,375	7,360	12,300	5,614
Coffee . . . . . 100 kilogs	134	72	54	..	..	15,578	9,640	5,760	300	..
Dyeing and Tanning substances . . . . . 100 kilogs	..	..	87	241	285	..	..	8,400	28,160	26,630
Earthenware and Porcelain . . . . . value	—	—	—	—	—	56	..	..	240	340
Fruits and Vegetables—										
Coconuts . . . . . 100 kilogs	30	1	..	170	10	357	12	..	1,014	20
Furniture and Cabinetware . . . . . "	—	—	—	—	—	495	1,080	1,377	480	5,568
Glass and Glassware . . . . . "	—	—	—	—	—	2,188	1,135	210	176	41,230
Grain, Pulse, and Flour—										
Rice in the husk . . . . . 100 kilogs	..	..	..	..	1,026	..	..	..	..	34,066
Rice not in the husk . . . . . 100 kilogs	..	4,404	960	650	692	..	68,510	10,248	4,164	3,430
Flour . . . . . 100 kilogs	980	118	34	1,360	1,578	27,070	11,551	5,390	28,950	31,555
Other sorts . . . . . 100 kilogs	204	145	180	930	4,700	5,007	3,809	3,936	17,052	3,36,040
Liquors—										
Wines and liqueurs . . . . . { 100 kilogs	..	466	309	..	355	69,747	79,111	67,419	41,058	70,033
{ litres	33,555	..	..	14,760	..					
Metals and Ores . . . . . 100 kilogs	2,120	1,614	840	16	6,049	82,417	44,040	36,285	1,800	3,70,505
Oils . . . . . 100 kilogs	94	30	509	690	870	6,259	2,068	18,675	23,840	24,535
Paper and Pasteboard . . . . . 100 kilogs	663	359	894	933	821	39,075	21,696	41,075	42,800	20,112
Perfumery . . . . . 100 kilogs	18	1	..	..	1	2,281	660	1,430	4,240	431
Plants, living . . . . . value	—	—	—	—	—	9,293	..	5,687	2,370	2,940
Provisions and Utensils—										
Vinegar . . . . . litres	200	..	..	144	..	50	..	..	76	..
Other sorts . . . . . 100 kilogs	34	17	13	4	122	3,059	2,975	1,350	730	14,061
Seeds—										
Copra . . . . . 100 kilogs	..	..	11	..	..	..	..	174	..	..
Spices—										
Peanuts . . . . . 100 kilogs	2,000	2,786	2,516	530	1,340	66,986	1,22,595	1,17,349	14,880	47,136
Chillies . . . . . 100 kilogs	..	135	..	..	..	..	5,000	..	..	..
Pepper . . . . . 100 kilogs	9	6	13	..	10	11,000	6,067	1,520	250	275
Other sorts . . . . . 100 kilogs	..	6	..	..	188	35	178	170	..	2,066
Sugar . . . . . 100 kilogs	4,026	9,924	14,120	12,460	14,261	1,76,964	1,57,178	1,66,304	1,56,248	1,70,222
Textiles—										
Cotton—										
Raw . . . . . 100 kilogs	6,920	15,180	19,608	24,270	31,088	5,70,413	18,27,330	10,82,840	14,16,030	16,05,895
Manufactures . . . . . 100 kilogs	1,252	1,411	988	1,600	3,872	2,47,578	2,72,762	1,92,040	3,00,266	5,40,041
Jute—										
Manufactures—										
Gunny bags . . . . . 100 kilogs	1,006	81	557	512	932	1,03,638	8,500	55,140	31,223	90,270
Tobacco . . . . . 100 kilogs	17	1	1	20	2	8,924	150	226	8,000	886
Wood and timber . . . . . value	—	—	—	—	—	30,413	21,456	..	1,882	44,495
All other articles . . . . . "	—	—	—	—	—	94,088	87,756	17,36,287	2,17,071	8,65,105
<b>TOTAL MERCHANDISE</b> . . . . .	—	—	—	—	—	16,12,565	27,64,706	36,09,860	23,93,284	45,60,563
<b>TREASURY</b> . . . . .	—	—	—	—	—	1,65,800	18,600	5,68,805	37,10,032	29,10,255
<b>TOTAL MERCHANDISE AND TREASURY</b> . . . . .	—	—	—	—	—	17,78,165	27,77,706	41,78,671	61,03,316	74,68,818

NOTE.—The value figures in these tables originally given in French Currency in the returns of Pondicherry for 1929-30 and 1930-31 only have been converted respectively at the rate of 9.10 Francs=Rs. 1 and 9 Francs=Rs. 1.

GENERAL EXPORTS  
FRENCH POSSESSIONS

( 638 )

No. 8

QUANTITY and VALUE of PRINCIPAL and other ARTICLES of MERCHANDISE (FOREIGN and INDIAN)  
EXPORTED by SEA to INDIAN PORTS, in each Official Year from 1929-30 to 1933-34

ARTICLES	QUANTITY					VALUE				
	1929-30	1930-31	1931-32	1932-33	1933-34	1929-30	1930-31	1931-32	1932-33	1933-34
Apparel . . . . . 100 kilogs .	..	..	..	2	..	..	..	..	90	..
Bambs and rattans . . . . . 100 kilogs .	..	..	..	..	0	..	..	..	..	36
Coffee . . . . . 100 kilogs .	..	14	4	..	..	..	1,600	1,040	..	..
Earthenware and Porcelain . . . . . Value .	—	—	—	—	—	29,257	29,095	10,002	12,160	9,056
<b>Fruits and Vegetables—</b>										
Onions . . . . . 100 kilogs .	..	20	..	..	..	..	142	..	..	..
Tamarind . . . . . 100 kilogs .	3	13	..	..	..	90	120	..	..	..
Fruits, dried, salted or preserved . . . . . 100 kilogs .	140	..	..	..	..	1,131	..	..	..	..
<b>Grain, Pulse and Flour—</b>										
Flour . . . . . 100 kilogs .	..	20	..	..	..	..	1,602	..	..	..
Rice in the husk . . . . . 100 kilogs .	800	480	661	370	..	7,989	5,511	4,200	2,503	..
Rice not in the husk . . . . . 100 kilogs .	8,400	7,190	601	3,452	1,427	1,42,521	1,14,600	8,524	46,412	14,149
Other sorts . . . . . 100 kilogs .	..	..	..	..	3	..	30	..	3	60
<b>Liquors—</b>										
Wines and liquors . . . . . litres . . . . .	824	..	..	3,480	..	743	6,850	7,182	4,050	2,831
100 kilogs . . . . .	..	38	55	..	30					
Machinery and Millwork . . . . . Value .	—	—	—	—	—	..	..	1,027	..	..
Metals and Ores . . . . . 100 kilogs .	..	..	..	..	18	..	..	..	..	1,107
Oils . . . . . 100 kilogs .	..	..	..	1	..	..	73	..	24	..
Perfumery . . . . . 100 kilogs .	..	2	..	..	..	..	240	..	..	6,864
<b>Provisions and Oilman's stores—</b>										
Dry and salted . . . . . 100 kilogs .	86	267	..	..	..	1,264	6,246	..	..	..
<b>Spices—</b>										
Betelnuts . . . . . 100 kilogs .	296	235	779	400	1	18,450	5,890	23,010	18,860	177
Chilies . . . . . 100 kilogs .	..	..	..	..	590	..	..	..	..	18,878
Sugar . . . . . 100 kilogs .	..	88	10	..	2	..	1,404	247	..	19
<b>Textiles—</b>										
<b>Cotton—</b>										
Manufactures . . . . . 100 kilogs .	20	116	8	20	39,820*	5,598	26,390	2,020	6,866	1,00,48,464
<b>Jute—</b>										
Gunny bags . . . . . 100 kilogs .	..	..	..	14	..	..	..	..	900	..
Tobacco . . . . . 100 kilogs .	..	23	..	..	1	..	2,460	..	..	64
All other articles . . . . . Value .	—	—	—	—	—	98,088	79,332	62,992	39,779	7,19,956
<b>TOTAL MERCHANDISE</b> . . . . .	—	—	—	—	—	3,00,081	2,81,674	1,30,144	1,26,147	1,03,16,381
<b>TREASURE</b> . . . . .	—	—	—	—	—	..	..	..	..	..
<b>TOTAL MERCHANDISE AND TREASURE</b> . . . . .	—	—	—	—	—	3,00,081	2,81,674	1,30,144	1,26,147	1,03,16,381

NOTE.—The value figures in these tables originally given in French Currency in the returns of Pondicherry for 1929-30 and 1930-31 only have been converted respectively at the rate of 9.10 Francs=Rs. 1 and 9 Francs=Rs. 1.

\* Subject to revision.

---

## Shipping Tables Nos. 1 to 11.

*Note.* —The tonnage figures in these tables represent net registered tonnage

---

## SHIPPING—FOREIGN TRADE

## ABSTRACT TABLES

## No. 1

TOTAL NUMBER and TONNAGE of VESSELS, including their repeated voyages, that ENTERED and CLEARED, with CARGOES and in BALLAST, at PORTS in BRITISH INDIA, in each Official Year from 1929-30 to 1933-34

## ENTERED

YEARS	BENGAL		BIHAR AND ORISSA		BOMBAY		SIND		MADRAS		BURMA		TOTAL		
	ves.	tons	ves.	tons	ves.	tons	ves.	tons	ves.	tons	ves.	tons	ves.	tons	
<b>WITH CARGOES—</b>															
1929-30 . . . . .	{ Steam	308	1,098,038	..	..	645	2,728,985	277	858,450	1,015	2,361,668	431	1,284,907	2,721	8,327,048
	{ Sailing	3	471	..	..	150	15,191	198	17,998	156	11,049	31	2,166	538	47,775
1930-31 . . . . .	{ Steam	278	998,230	..	..	601	2,578,353	285	849,445	973	2,308,080	401	1,126,173	2,538	7,858,281
	{ Sailing	3	471	..	..	117	10,883	168	15,361	164	12,341	40	2,609	492	41,065
1931-32 . . . . .	{ Steam	212	805,970	..	..	539	2,530,376	260	767,508	919	2,123,166	398	1,110,784	2,328	7,387,892
	{ Sailing	3	518	..	..	110	11,388	214	16,875	149	11,055	46	3,017	522	42,853
1932-33 . . . . .	{ Steam	180	652,405	..	..	565	2,916,674	252	745,039	791	1,569,322	336	1,025,931	2,124	6,909,371
	{ Sailing	6	712	..	..	109	10,814	195	14,647	164	12,576	35	1,256	509	40,005
1933-34 . . . . .	{ Steam	166	618,570	..	..	573	3,051,270	258	748,410	864	1,855,997	358	1,051,206	2,219	7,320,548
	{ Sailing	3	470	..	..	101	10,143	152	11,375	121	10,440	38	680	415	33,108
<b>IN BALLAST—</b>															
1929-30 . . . . .	{ Steam	162	532,306	..	..	30	97,629	29	94,062	65	178,302	134	340,705	420	1,244,004
	{ Sailing	..	..	..	..	..	..	45	4,150	212	18,594	36	6,118	263	28,862
1930-31 . . . . .	{ Steam	106	369,141	..	..	29	135,797	24	69,214	36	122,457	143	375,237	338	1,071,843
	{ Sailing	..	..	..	..	..	..	107	10,558	170	17,014	61	6,266	338	33,833
1931-32 . . . . .	{ Steam	112	400,585	..	..	23	106,968	18	51,007	26	107,704	112	280,459	291	956,718
	{ Sailing	..	..	..	..	..	..	111	9,551	144	15,295	58	5,386	313	30,232
1932-33 . . . . .	{ Steam	110	375,839	..	..	18	60,723	30	91,509	37	110,922	99	283,780	294	922,728
	{ Sailing	1	291	..	..	..	..	102	8,479	159	14,989	52	6,924	314	30,683
1933-34 . . . . .	{ Steam	106	393,046	..	..	44	143,214	28	100,024	57	105,549	92	240,960	327	1,081,793
	{ Sailing	..	..	..	..	1	124	107	8,702	208	14,254	38	5,463	354	28,548
<b>TOTAL—</b>															
1929-30 . . . . .	{ Steam	465	1,636,344	..	..	675	2,826,614	306	947,512	1,030	2,534,970	615	1,625,612	3,141	9,571,052
	{ Sailing	3	471	..	..	150	15,191	248	22,148	368	30,543	67	8,284	831	76,627
1930-31 . . . . .	{ Steam	384	1,367,371	..	..	630	2,714,150	309	919,659	1,000	2,428,587	544	1,501,410	2,876	8,080,127
	{ Sailing	3	471	..	..	117	10,883	275	25,919	334	29,355	101	8,875	830	76,503
1931-32 . . . . .	{ Steam	324	1,206,555	..	..	562	2,637,339	278	818,513	946	2,220,870	510	1,401,243	2,619	8,294,520
	{ Sailing	3	518	..	..	110	11,388	325	26,428	203	26,350	104	8,403	835	78,085
1932-33 . . . . .	{ Steam	290	1,028,244	..	..	583	2,977,397	282	836,548	828	1,680,244	435	1,309,661	2,418	7,832,694
	{ Sailing	7	1,008	..	..	109	10,814	297	23,126	328	27,565	87	8,180	823	70,688
1933-34 . . . . .	{ Steam	272	1,011,816	..	..	617	3,194,484	286	843,434	921	2,051,546	460	1,301,256	2,546	8,402,336
	{ Sailing	3	470	..	..	102	10,287	259	20,077	329	24,694	70	6,143	769	61,651



No. 1—continued

TOTAL NUMBER and TONNAGE of VESSELS, including their repeated voyages, that ENTERED and CLEARED with CARGOES and in BALLAST, at PORTS in BRITISH INDIA, in each Official Year from 1929-30 to 1933-34.

CLEARED

YEARS	BENGAL		BIHAR AND ORISSA		BOMBAY		SIND		MADRAS		BURMA		TOTAL		
	ves.	tons	ves.	tons	ves.	tons	ves.	tons	ves.	tons	ves.	tons	ves.	tons	
<b>WITH CARGOES—</b>															
1929-30 . . .	{ Steam	532	1,006,930	..	..	474	2,086,533	241	731,186	1,012	2,364,783	629	1,686,846	2,868	8,776,368
	{ Sailing	3	473	..	..	86	8,425	296	26,956	302	85,374	96	10,842	873	82,070
1930-31 . . .	{ Steam	398	1,455,792	..	..	433	1,983,856	253	726,556	906	2,063,842	533	1,593,168	2,623	7,823,154
	{ Sailing	3	471	..	..	78	8,033	359	33,420	328	81,804	152	12,870	920	86,804
1931-32 . . .	{ Steam	363	1,298,450	..	..	429	2,183,882	207	564,434	806	1,718,193	533	1,716,216	2,338	7,461,175
	{ Sailing	3	518	..	..	69	6,552	365	31,092	269	24,802	137	13,137	843	76,101
1932-33 . . .	{ Steam	368	1,307,509	..	..	470	2,627,271	194	500,255	725	1,272,472	459	1,499,054	2,216	7,206,561
	{ Sailing	2	325	..	..	81	7,858	332	27,106	319	20,343	117	11,477	858	76,109
1933-34 . . .	{ Steam	375	1,380,554	..	..	478	2,684,730	201	543,370	809	1,573,104	471	1,465,870	2,334	7,647,028
	{ Sailing	3	469	..	..	99	10,184	271	21,414	351	27,658	76	9,482	800	60,207
<b>IN BALLAST—</b>															
1929-30 . . .	{ Steam	54	188,036	..	..	72	277,934	54	183,792	46	132,192	22	88,558	248	876,507
	{ Sailing	..	..	..	..	1	56	2	114	18	1,274	2	18	23	1,462
1930-31 . . .	{ Steam	67	228,380	..	..	65	247,762	65	228,864	43	124,059	15	42,266	255	871,331
	{ Sailing	1	149	..	..	4	408	1	22	47	3,107	..	..	58	3,683
1931-32 . . .	{ Steam	41	162,326	..	..	54	215,836	42	130,379	27	85,290	9	29,244	173	628,075
	{ Sailing	..	..	..	..	1	56	1	110	42	4,193	3	17	47	4,381
1932-33 . . .	{ Steam	36	131,640	..	..	60	222,585	29	94,091	22	55,490	5	14,328	152	518,093
	{ Sailing	..	..	..	..	3	277	1	67	35	3,534	9	109	48	3,987
1933-34 . . .	{ Steam	25	91,695	..	..	47	199,275	19	61,220	26	82,779	3	11,338	120	446,313
	{ Sailing	..	..	..	..	7	553	11	788	19	1,197	11	55	48	2,598
<b>TOTAL—</b>															
1929-30 . . .	{ Steam	586	2,095,016	..	..	546	2,364,467	295	914,978	1,058	2,502,975	651	1,775,439	3,136	9,652,875
	{ Sailing	3	473	..	..	87	8,431	298	27,070	410	36,648	98	10,860	896	83,532
1930-31 . . .	{ Steam	465	1,684,172	..	..	498	2,231,618	318	955,420	949	2,187,901	548	1,635,374	2,778	8,604,455
	{ Sailing	4	620	..	..	82	8,447	360	33,442	375	34,911	152	12,870	973	90,290
1931-32 . . .	{ Steam	404	1,460,776	..	..	483	2,589,718	240	664,813	833	1,803,483	542	1,745,460	2,511	8,104,250
	{ Sailing	3	518	..	..	70	6,608	366	31,202	311	29,000	140	13,154	890	80,482
1932-33 . . .	{ Steam	404	1,439,158	..	..	530	2,849,806	223	594,346	747	1,327,962	464	1,513,382	2,368	7,724,654
	{ Sailing	2	325	..	..	84	8,135	340	27,173	354	32,877	126	11,586	904	80,096
1933-34 . . .	{ Steam	400	1,472,249	..	..	525	2,884,005	220	604,596	835	1,655,883	474	1,477,208	2,454	8,093,941
	{ Sailing	3	469	..	..	106	10,742	282	22,202	370	28,855	87	9,537	848	71,805





ABSTRACT TABLES  
SHIPPING

( 644 )

No. 2—continued

TRADE WITH  
TOTAL NUMBER and TONNAGE of BRITISH, BRITISH INDIAN, and FOREIGN VESSELS, and NATIVE  
at PORTS in BRITISH INDIA, in each Official

COUNTRIES WHENCE ENTERED	1929-30						1930-31						1931		
	With Cargoes		In Ballast		Total		With Cargoes		In Ballast		Total		With Cargoes		
	ves.	tons	ves.	tons	ves.	tons	ves.	tons	ves.	tons	ves.	tons	ves.	tons	
<b>FOREIGN COUNTRIES—contd.</b>															
ARABIA . . . . .	Steam	14	37,005	13	38,001	27	75,006	13	34,002	10	31,308	23	65,310	15	38,775
	Sailing	153	16,680	26	2,726	178	19,406	103	15,475	69	7,728	232	23,203	197	18,287
IRAQ . . . . .	Steam	124	233,559	15	41,833	139	280,302	115	229,432	9	23,062	124	251,544	123	240,875
	Sailing	126	11,670	10	504	136	12,574	77	7,777	23	2,069	100	9,866	83	7,175
IRAN . . . . .	Steam	75	259,844	9	30,015	84	289,859	68	219,438	6	23,210	74	242,648	56	187,606
	Sailing	40	2,087	10	379	50	2,416	30	1,205	12	460	42	1,665	29	1,426
HENJAN ISLAND . . . . .	Steam	..	..	1	1,374	1	1,374	..	..	..	..	..	..	1	374
SUMATRA . . . . .	Steam	12	20,890	15	35,612	27	56,502	5	10,744	12	20,066	17	30,840	9	9,479
JAVA . . . . .	Steam	157	571,202	37	112,446	194	683,648	161	543,075	18	51,132	179	595,107	80	279,036
BORNEO (DUTCH) . . . . .	Steam	9	21,865	..	..	9	21,865	12	29,876	..	..	12	29,876	10	33,481
CELEBES AND OTHER ISLANDS	Steam	3	5,343	8	18,234	11	23,577	11	40,652	8	21,956	10	62,508	2	7,645
SIAM . . . . .	Steam	20	15,615	..	..	20	15,615	22	27,747	..	..	22	27,747	20	33,407
	Sailing	22	171	12	214	34	385	17	287	32	540	49	827	18	489
INDO-CHINA (including COCHIN-CHINA, CAMBODIA, ANNAM AND TONKIN)	Steam	18	86,863	3	11,464	21	98,327	17	84,035	..	..	17	84,035	19	85,502
PHILIPPINES . . . . .	Steam	3	8,904	8	23,470	11	37,333	3	10,067	4	12,785	7	23,752	..	..
FORMOSA . . . . .	Steam	..	..	..	..	..	..	..	..	..	..	..	..	..	..
CHINA (EXCLUSIVE OF HONG-KONG AND MACAO)	Steam	34	107,524	17	44,531	51	152,055	37	110,442	13	31,197	50	141,639	69	211,257
KOREA . . . . .	Steam	..	..	1	4,266	1	4,266	..	..	..	..	..	..	..	..
JAPAN . . . . .	Steam	210	800,660	24	62,515	234	893,175	203	783,860	34	124,059	237	908,525	203	804,244
EGYPT . . . . .	Steam	7	23,010	4	13,458	11	36,468	7	21,250	6	19,163	13	40,413	1	4,845
TUNIS . . . . .	Steam	..	..	..	..	..	..	..	..	..	..	..	..	..	..
ALGERIA . . . . .	Steam	..	..	..	..	..	..	..	..	..	..	..	..	..	..
CONGO FREE STATE	Steam	..	..	..	..	..	..	..	..	..	..	..	..	..	..
PORTUGUESE EAST AFRICA	Steam	2	6,264	5	21,334	7	27,648	1	2,224	10	41,604	11	43,828	1	4,120
	Sailing	8	960	..	..	8	960	3	402	..	..	3	402	8	1,037
MADAGASCAR . . . . .	Steam	..	..	..	..	..	..	..	..	..	..	..	..	..	..
MADAGASCAR . . . . .	Sailing	1	135	..	..	1	135	4	394	..	..	4	394	2	218
	Steam	..	..	..	..	..	..	..	..	..	..	..	..	..	..
REUNION . . . . .	Steam	..	..	..	..	..	..	..	..	..	..	..	..	..	..
FRENCH WEST AFRICA . . . . .	Steam	..	..	..	..	..	..	..	..	..	..	..	..	..	..
ITALIAN EAST AFRICA (ERITREA AND SOMALILAND)	Steam	11	29,013	1	2,950	12	31,963	21	60,429	..	..	21	60,429	11	32,399
	Sailing	5	241	..	..	5	241	3	166	..	..	3	166	1	40
FRENCH SOMALILAND . . . . .	Steam	3	6,208	2	5,854	5	12,062	2	5,517	..	..	2	5,517	2	7,108
UNITED STATES OF AMERICA	Steam	120	469,159	7	52,357	127	521,516	108	397,362	6	69,736	114	467,098	132	505,604
	Sailing	..	..	..	..	..	..	..	..	..	..	..	..	..	..
CUBA . . . . .	Steam	..	..	1	3,659	1	3,659	..	..	..	..	..	..	..	..
ECUADOR . . . . .	Steam	..	..	..	..	..	..	..	..	..	..	..	..	..	..
MEXICO . . . . .	Steam	..	..	..	..	..	..	..	..	..	..	..	..	..	..
DUTCH GUIANA . . . . .	Steam	..	..	..	..	..	..	..	..	..	..	..	..	..	..
CHILE . . . . .	Steam	5	13,458	..	..	5	13,458	1	2,727	..	..	1	2,727	..	..
BRAZIL . . . . .	Steam	1	3,034	..	..	1	3,034	..	..	..	..	..	..	..	..
PERU . . . . .	Steam	..	..	..	..	..	..	..	..	1	3,171	1	3,171	..	..
ARGENTINE REPUBLIC . . . . .	Steam	1	2,775	..	..	1	2,775	..	..	..	..	..	..	..	..
ISLANDS IN THE PACIFIC . . . . .	Steam	..	..	..	..	..	..	1	3,455	..	..	1	3,455	..	..
TOTAL FOREIGN COUNTRIES	Steam	1,229	4,386,021	180	582,137	1,409	4,968,158	1,193	4,176,232	147	514,088	1,330	4,690,285	1,007	3,761,521
	Sailing	355	31,894	57	4,223	412	36,117	297	25,706	136	10,817	433	36,523	338	29,672
	Total	1,584	4,417,915	237	586,360	1,821	5,004,275	1,490	4,201,938	283	525,806	1,763	4,727,758	1,405	3,791,193
TOTAL BRITISH KINGDOM, BRITISH POSSESSIONS, AND FOREIGN COUNTRIES	Steam	2,721	8,327,043	420	1,243,884	3,141	9,570,927	2,638	7,858,181	338	1,071,846	2,976	8,930,127	2,328	7,337,802
	Sailing	538	47,775	293	23,802	831	76,687	402	41,665	338	33,838	830	75,303	522	42,853
	Total	3,259	8,374,818	713	1,272,746	3,972	9,647,614	3,040	7,899,846	676	1,105,684	3,706	9,005,430	2,850	7,380,655

EACH COUNTRY

CRAFT, including their repeated voyages, that ENTERED with CARGOES and in BALLAST from each COUNTRY, Year from 1929-30 to 1933-34—continued

				1932-33					1933-34					COUNTRIES WHENCE ENTERED			
In Ballast		Total		With Cargoes		In Ballast		Total		With Cargoes		In Ballast			Total		
ves.	tons	ves.	tons	ves.	tons	ves.	tons	ves.	tons	ves.	tons	ves.	tons		ves.	tons	
7	19,271	22	58,040	8	23,093	11	25,662	19	49,525	10	25,103	12	31,638	22	50,701	Steam	ARABIA
53	4,081	250	23,263	105	17,387	47	4,102	242	21,489	105	16,393	51	4,182	210	19,576	Sailing	
6	12,357	128	263,232	124	244,576	10	53,056	140	298,232	112	221,014	17	65,571	129	286,585	Steam	IRAQ
40	4,009	132	11,274	82	6,579	36	3,000	118	9,660	47	3,505	46	3,940	93	7,445	Sailing	
2	6,345	58	193,951	41	135,600	2	0,839	43	142,439	38	123,558	1	2,743	39	120,301	Steam	IRAN
7	360	36	1,795	26	1,338	10	1,095	42	2,433	30	1,605	11	661	41	2,266	Sailing	
..	..	1	874	1	841	..	..	1	841	..	..	..	..	..	..	Steam	HEZAM ISLAND
12	21,166	21	30,645	21	30,250	11	23,678	32	53,037	13	21,091	6	6,578	19	26,669	Steam	SUMATRA
10	37,338	90	317,024	57	201,641	3	9,443	60	211,034	59	209,794	3	7,795	62	217,579	Steam	JAVA
..	..	10	33,481	8	25,950	..	..	8	25,950	8	29,961	..	..	8	29,961	Steam	BORNEO (DUTCH)
6	17,354	7	24,099	1	2,214	..	..	1	2,214	3	11,074	1	3,180	4	15,154	Steam	CELEBES AND OTHER ISLANDS
1	4,864	21	37,771	25	43,777	1	650	26	44,427	40	70,222	1	2,701	41	81,923	Steam	SIAM
31	446	49	935	28	523	17	216	45	739	32	256	16	201	48	457	Sailing	
2	6,390	21	91,892	16	76,544	..	..	16	76,544	15	81,243	1	3,267	16	84,510	Steam	INDO-CHINA (including COCHIN-CHINA, CAMBODIA, ANNAM AND TONKIN)
1	3,397	1	3,397	..	..	2	8,011	2	8,011	2	6,142	..	..	2	6,142	Steam	PHILIPPINES
3	10,231	3	10,231	..	..	6	21,950	6	21,950	..	..	1	2,345	1	2,345	Steam	FORMOSA
21	58,999	90	270,256	52	202,934	13	42,563	65	245,547	67	270,076	14	45,890	81	315,966	Steam	CHINA (EXCLUSIVE OF HONGKONG AND MACAO)
..	..	..	..	..	..	..	..	..	..	..	..	..	..	..	..	Steam	KOREA
9	32,827	212	837,071	222	910,097	16	51,990	238	962,068	221	920,690	5	17,193	226	946,883	Steam	JAPAN
17	54,405	18	59,250	..	..	14	49,606	14	49,606	6	20,426	31	107,977	37	128,403	Steam	EGYPT
..	..	..	..	..	..	1	8,582	1	8,582	..	..	2	6,349	2	6,349	Steam	TUNIS
..	..	..	..	..	..	3	9,444	3	9,444	1	4,592	1	2,797	1	2,797	Steam	ALGERIA
..	..	..	..	..	..	6	21,768	7	23,799	4	10,862	12	46,420	16	60,282	Steam	CONGO FREE STATE
6	22,943	7	26,163	1	2,031	6	21,768	7	23,799	4	10,862	12	46,420	16	60,282	Sailing	PORTUGUESE EAST AFRICA
..	..	8	1,037	5	673	..	..	5	673	3	276	4	601	7	877	Steam	MADAGASCAR
2	4,767	2	4,767	..	..	..	..	..	..	..	..	3	8,034	8	8,034	Steam	
..	..	2	218	..	..	..	..	..	..	2	131	..	..	2	131	Sailing	
..	..	..	..	..	..	..	..	..	..	..	..	..	..	..	..	Steam	REUNION
..	..	..	..	..	..	..	..	..	..	..	..	1	1,869	1	1,869	Steam	FRENCH WEST AFRICA
..	..	11	32,399	17	52,952	..	..	17	52,952	1	2,122	1	3,757	2	5,879	Steam	ITALIAN EAST AFRICA (ERITREA AND SOMALILAND)
..	..	1	40	1	40	..	..	1	40	2	191	..	..	2	191	Sailing	
..	..	2	7,108	1	1,957	1	3,307	2	5,204	..	..	1	3,777	1	3,777	Steam	FRENCH SOMALILAND
4	40,511	136	555,116	108	485,786	1	9,583	109	495,369	113	510,781	9	46,330	122	557,111	Steam	UNITED STATES OF AMERICA
..	..	..	..	..	..	..	..	..	..	..	..	..	..	..	..	Sailing	
..	..	..	..	..	..	..	..	..	..	..	..	..	..	..	..	Steam	CUBA
..	..	..	..	1	2,211	..	..	1	2,211	..	..	..	..	..	..	Steam	ECUADOR
..	..	..	..	8	8,536	..	..	3	8,536	2	5,058	..	..	2	5,058	Steam	MEXICO
..	..	..	..	..	..	..	..	..	..	2	6,027	..	..	2	6,027	Steam	DUTCH GUIANA
..	..	..	..	..	..	..	..	..	..	..	..	..	..	..	..	Steam	CHILE
..	..	..	..	..	..	..	..	..	..	..	..	..	..	..	..	Steam	BRAZIL
..	..	..	..	..	..	..	..	..	..	..	..	..	..	..	..	Steam	PERU
..	..	..	..	..	..	..	..	..	..	..	..	..	..	..	..	Steam	ARGENTINE REPUBLIC
..	..	..	..	1	6,304	..	..	1	6,304	..	..	..	..	..	..	Steam	ISLANDS IN THE PACIFIC
123	434,644	1,190	4,190,165	967	3,603,751	133	421,868	1,100	4,025,619	975	3,737,318	160	545,091	1,135	4,282,409	Steam	TOTAL FOREIGN COUNTRIES
140	9,895	478	88,567	337	26,440	117	8,654	454	35,094	231	21,357	128	9,585	409	30,942	Sailing	
263	444,539	1,668	4,234,732	1,304	3,630,191	250	430,522	1,554	4,060,713	1,206	3,758,675	288	554,676	1,544	4,313,351	Total	
201	556,718	2,610	8,294,520	2,124	6,909,371	294	922,723	2,418	7,832,094	2,219	6,320,543	327	1,081,793	2,546	8,402,336	Steam	TOTAL UNITED KINGDOM, BRITISH POSSESSIONS, AND FOREIGN COUNTRIES
313	30,232	835	73,085	509	40,005	314	30,683	823	70,088	415	33,108	354	28,543	769	61,651	Sailing	
604	986,950	3,454	8,367,695	2,633	6,949,376	607	953,406	3,241	7,902,782	2,634	7,353,051	681	1,110,336	3,315	8,463,987	Total	





ABSTRACT TABLES  
SHIPPING

( 648 )

No. 3—continued

TRADE WITH

TOTAL NUMBER and TONNAGE of BRITISH, BRITISH INDIAN, and FOREIGN VESSELS, and NATIVE  
from PORTS in BRITISH INDIA, in each Official

COUNTRIES TO WHICH CLEARED	1929-30						1930-31								
	With Cargoes		In Ballast		Total		With Cargoes		In Ballast		Total		With Cargoes		
	ves.	tons	ves.	tons	ves.	tons	ves.	tons	ves.	tons	ves.	tons	ves.	tons	
<b>FOREIGN COUNTRIES—contd.</b>															
ARABIA . . . . .	Steam	26	68,026	6	19,058	32	87,084	24	64,210	4	14,329	28	78,538	22	58,970
	Sailing	252	25,091	2	102	254	25,193	200	23,683	4	345	204	24,028	305	20,036
IRAQ . . . . .	Steam	107	212,404	8	11,687	115	224,091	105	205,168	5	14,206	110	219,464	110	213,661
	Sailing	24	2,654	..	..	24	2,654	52	5,961	1	85	53	6,036	86	8,008
IRAN . . . . .	Steam	28	101,237	51	170,104	79	271,341	21	70,705	46	145,647	67	216,352	19	67,536
	Sailing	71	6,159	..	..	71	6,159	70	5,867	1	131	71	5,998	32	2,035
BENJAM ISLAND . . . . .	Steam	1	1,874	..	..	1	1,874	..	..	..	..	..	..	..	
	Sailing	..	..	..	..	..	..	..	..	..	..	..	..	..	
SUMATRA . . . . .	Steam	35	56,231	25	74,565	60	130,796	28	46,767	16	49,764	44	96,531	33	57,333
	Sailing	95	353,772	40	147,234	135	501,006	96	361,172	45	155,449	141	516,621	48	182,229
JAVA . . . . .	Steam	..	..	1	3,006	1	3,006	1	2,729	1	4,800	2	7,529	..	..
	Sailing	..	..	3	10,114	3	10,114	..	..	..	..	..	..	..	
CELEBES AND OTHER ISLANDS	Steam	19	12,452	1	15,938	20	28,390	20	23,679	1	2,561	21	26,240	8	5,255
	Sailing	42	956	2	18	44	374	78	812	..	..	78	812	59	614
SIAM . . . . .	Steam	12	60,703	..	..	12	60,703	12	57,543	..	..	12	57,543	13	68,447
	Sailing	..	..	..	..	..	..	..	..	..	..	..	..	..	
PHILIPPINES . . . . .	Steam	11	85,151	5	26,722	16	111,873	8	15,479	..	..	5	15,479	4	17,891
	Sailing	..	..	..	..	..	..	1	4,206	..	..	1	4,206	..	..
ALGERIA . . . . .	Steam	4	13,075	..	..	4	13,075	..	..	..	..	..	..	..	
	Sailing	83	229,515	1	2,820	84	232,335	109	313,124	1	3,242	110	316,366	123	357,201
FORMOSA CHINA (EXCLUSIVE OF HONG-KONG AND MACAO)	Steam	3	11,525	..	..	3	11,525	..	..	..	..	..	..	..	
	Sailing	275	1,029,558	1	3,199	276	1,032,757	245	912,431	1	3,230	246	915,661	233	891,108
JAPAN . . . . .	Steam	21	69,550	3	7,375	24	76,925	6	19,156	5	16,895	11	36,051	16	62,636
	Sailing	..	..	..	..	..	..	..	..	..	..	..	..	..	
EGYPT . . . . .	Steam	..	..	1	2,493	1	2,493	3	6,335	1	3,201	4	9,536	1	2,610
	Sailing	13	1,589	..	..	13	1,589	7	887	..	..	7	887	6	619
FRENCH WEST AFRICA . . . . .	Steam	..	..	..	..	..	..	..	..	..	..	..	..	..	
	Sailing	..	..	..	..	..	..	..	..	..	..	..	..	..	
PORTUGUESE EAST AFRICA	Steam	..	..	..	..	..	..	..	..	..	..	..	..	..	
	Sailing	4	356	..	..	4	356	1	113	..	..	1	113	1	113
MADAGASCAR . . . . .	Steam	..	..	..	..	..	..	..	..	..	..	..	..	..	
	Sailing	..	..	..	..	..	..	..	..	..	..	..	..	..	
REUNION . . . . .	Steam	..	..	..	..	..	..	..	..	..	..	..	..	..	
	Sailing	..	..	..	..	..	..	..	..	..	..	..	..	..	
GERMAN EAST AFRICA . . . . .	Steam	..	..	..	..	..	..	..	..	..	..	..	..	..	
	Sailing	..	..	..	..	..	..	..	..	..	..	..	..	..	
ITALIAN EAST AFRICA (ERITREA AND SOMALILAND)	Steam	..	..	4	10,282	4	10,282	..	..	2	6,318	2	6,318	1	2,527
	Sailing	4	160	..	..	4	160	3	180	..	..	3	180	1	40
FRENCH SOMALILAND . . . . .	Steam	..	..	..	..	..	..	..	..	..	..	..	..	1	3,291
	Sailing	..	..	..	..	..	..	..	..	..	..	..	..	..	
UNITED STATES OF AMERICA	Steam	180	676,695	3	33,243	183	709,938	143	518,736	6	46,482	149	565,219	144	564,869
	Sailing	..	..	..	..	..	..	..	..	..	..	..	..	..	
CUBA . . . . .	Steam	13	35,871	..	..	13	35,871	16	48,455	..	..	16	48,455	15	46,087
	Sailing	..	..	..	..	..	..	..	..	..	..	..	..	..	
MEXICO . . . . .	Steam	..	..	..	..	..	..	..	..	..	..	..	..	..	
	Sailing	..	..	..	..	..	..	..	..	..	..	..	..	..	
WEST INDIES . . . . .	Steam	..	..	..	..	..	..	..	..	..	..	..	..	2	6,576
	Sailing	..	..	..	..	..	..	..	..	..	..	..	..	..	
COLOMBIA . . . . .	Steam	..	..	..	..	..	..	..	..	..	..	..	..	..	
	Sailing	..	..	..	..	..	..	..	..	..	..	..	..	..	
VENEZUELA . . . . .	Steam	..	..	..	..	..	..	..	..	..	..	..	..	..	
	Sailing	2	8,346	..	..	2	8,346	1	3,168	..	..	1	3,168	1	3,140
BRAZIL . . . . .	Steam	1	2,903	..	..	1	2,903	..	..	..	..	..	..	..	
	Sailing	..	..	..	..	..	..	..	..	..	..	..	..	..	
URUGUAY . . . . .	Steam	14	42,093	1	3,128	15	45,221	14	49,678	..	..	14	49,678	12	38,754
	Sailing	..	..	..	..	..	..	..	..	..	..	..	..	..	
ARGENTINE REPUBLIC . . . . .	Steam	2	6,461	..	..	2	6,461	1	3,603	..	..	1	3,603	1	2,005
	Sailing	..	..	..	..	..	..	..	..	..	..	..	..	..	
CHINA . . . . .	Steam	1	3,161	..	..	1	3,161	2	6,323	..	..	2	6,323	1	2,383
	Sailing	..	..	..	..	..	..	..	..	..	..	..	..	..	
PERU . . . . .	Steam	4	14,819	..	..	4	14,819	3	9,465	..	..	3	9,465	1	2,035
	Sailing	..	..	..	..	..	..	..	..	..	..	..	..	..	
EQUADOR . . . . .	Steam	1	3,757	..	..	1	3,757	..	..	..	..	..	..	..	
	Sailing	..	..	..	..	..	..	1	478	..	..	1	478	..	
OTHER ISLANDS IN THE PACIFIC AND FRENCH EQUATORIAL AFRICA	Steam	1,392	4,880,655	171	614,315	1,563	5,494,970	1,238	4,322,633	160	505,944	1,398	4,828,577	1,174	4,143,002
	Sailing	411	36,593	4	120	415	36,713	502	42,976	6	561	508	43,537	480	38,905
TOTAL FOREIGN COUNTRIES	Total	1,803	4,917,248	175	614,435	1,978	5,531,673	1,740	4,365,609	166	506,505	1,906	4,872,114	1,654	4,181,907
	Steam	2,958	8,726,368	248	870,507	3,196	9,596,875	2,523	7,823,154	255	871,231	2,778	8,694,385	2,338	7,481,175
TOTAL UNITED KINGDOM, BRITISH POSSESSIONS, AND FOREIGN COUNTRIES	Sailing	873	82,070	23	1,462	896	83,532	920	89,004	63	3,866	983	90,290	843	76,101
	Total	3,781	8,868,438	271	871,969	4,052	9,730,407	3,443	7,909,758	308	875,017	3,751	8,784,776	3,181	7,567,270



EACH COUNTRY

CRAFT, including their repeated voyages, that CLEARED with CARGOES and in BALLAST to each COUNTRY,  
Year from 1929-30 to 1933-34—continued

1931-32				1932-33						1933-34						COUNTRIES TO WHICH CLEARED	
In Ballast		Total		With Cargoes		In Ballast		Total		With Cargoes		In Ballast		Total			
ves.	tons	ves.	tons	ves.	tons	ves.	tons	ves.	tons	ves.	tons	ves.	tons	ves.	tons		
1	3,751	23	50,721	23	61,323	1	3,300	21	64,634	21	50,684	2	8,354	23	50,038	Steam } <sup>cond.</sup> FOREIGN COUNTRIES—	
1	56	306	26,092	320	27,002	3	277	323	27,230	300	25,854	13	060	313	26,314	Sailing } ARABIA	
4	9,271	114	222,032	105	203,387	1	3,711	100	207,098	100	206,109	3	0,287	109	212,306	Steam } IRAQ	
1	110	87	8,118	113	10,125	..	..	113	10,125	08	6,292	2	194	70	6,476	Sailing } IRAN	
41	129,533	60	197,069	25	86,509	34	108,434	59	105,083	15	50,086	34	114,713	49	104,799	Steam } HENJAM ISLAND	
..	..	32	2,635	0	1,142	1	67	10	1,209	1	50	2	120	3	170	Sailing } SUMATRA	
..	..	..	..	..	..	..	..	..	..	..	..	..	..	..	..	..	Steam } JAVA
6	20,668	30	78,001	32	55,235	11	33,240	43	93,475	20	19,657	15	54,889	35	74,546	Steam } BORNEO (DUTCH)	
10	68,051	67	250,280	50	202,140	17	57,066	67	260,115	69	265,891	4	15,483	73	281,374	Steam } CELEBES AND OTHER ISLANDS	
..	..	..	..	..	..	..	..	..	..	..	..	2	0,352	2	0,352	Sailing } SIAM	
4	18,201	4	18,201	1	4,515	1	3,168	2	7,083	..	..	1	2,045	1	2,045	Steam } INDO-CHINA (INCLUDING COCHIN-CHINA, CAMBODIA, ANNAM, AND TONKIN)	
3	7,146	11	12,401	18	14,145	8	6,044	21	21,089	20	18,536	2	5,810	22	24,346	Steam } PHILIPPINES	
3	17	61	631	45	070	8	100	53	770	31	357	11	55	42	412	Sailing } ALGERIA	
1	2,162	14	70,609	13	71,331	3	9,794	16	81,125	13	70,992	2	4,088	15	75,080	Steam } FORMOSA	
..	..	..	..	..	..	..	..	..	..	..	..	..	..	..	..	..	Steam } CHINA (EXCLUSIVE OF HONGKONG AND MACAO)
4	17,188	8	35,079	1	4,800	2	6,718	3	11,518	1	2,908	3	8,042	4	10,050	Steam } KOREA	
..	..	..	..	..	..	..	..	..	..	..	..	..	..	..	..	..	Steam } JAPAN
2	3,781	125	360,982	103	345,364	..	..	103	345,364	97	340,393	1	4,009	98	344,402	Steam } EGYPT	
5	18,526	238	000,034	230	1,043,607	1	0,122	261	1,049,729	232	978,909	3	10,540	235	989,449	Steam } FRENCH WEST AFRICA	
2	8,480	17	61,116	22	73,409	6	10,845	28	84,254	60	180,372	5	15,997	65	202,369	Steam } PORTUGUESE EAST AFRICA	
..	..	..	..	3	770	..	..	3	770	..	..	..	..	..	..	..	Sailing } MADAGASCAR
..	..	..	..	1	1,869	..	..	1	1,869	..	..	..	..	..	..	..	Steam } REUNION
..	..	1	2,610	5	13,270	1	4,044	6	17,314	6	16,300	..	..	6	16,300	Steam } GERMAN EAST AFRICA	
..	..	6	819	3	430	..	..	3	430	10	1,148	..	..	10	1,148	Sailing } ITALIAN EAST AFRICA (ERITREA AND SOMALILAND)	
..	..	..	..	..	..	..	..	..	..	5	13,147	1	1,031	6	14,178	Steam } FRENCH SOMALILAND	
..	..	1	113	..	..	..	..	..	..	..	..	..	..	..	..	..	Sailing } UNITED STATES OF AMERICA
..	..	..	..	1	2,232	..	..	1	2,232	..	..	..	..	..	..	..	Steam } CUBA
2	7,464	8	9,991	1	2,388	5	10,534	6	16,922	2	5,821	2	8,354	4	14,175	Steam } MEXICO	
..	..	1	40	..	..	..	..	..	..	..	..	..	..	..	..	..	Steam } WEST INDIES
..	..	1	3,291	..	..	..	..	..	..	..	..	..	..	..	..	..	Steam } COLOMBIA
..	..	..	..	..	..	..	..	..	..	..	..	..	..	..	..	..	Steam } VENEZUELA
9	61,093	153	626,862	131	568,347	3	55,953	134	624,305	154	602,636	2	32,128	156	604,064	Steam } BRAZIL	
..	..	..	..	..	..	..	..	..	..	..	..	..	..	..	..	..	Steam } URUGUAY
..	..	15	46,037	8	28,169	..	..	8	28,169	11	34,302	..	..	11	34,302	Steam } ARGENTINE REPUBLIC	
..	..	..	..	1	3,149	..	..	1	3,149	..	..	..	..	..	..	..	Sailing } CHILE
..	..	..	..	1	3,194	..	..	1	3,194	..	..	..	..	..	..	..	Steam } PERU
..	..	2	6,575	..	..	..	..	..	..	..	..	..	..	..	..	..	Sailing } EQUADOR
1	4,247	2	7,396	..	..	..	..	..	..	..	..	1	2,443	1	2,443	..	Steam } OTHER ISLANDS IN THE PACIFIC
..	..	..	..	..	..	..	..	..	..	..	..	..	..	..	..	..	Sailing } FRENCH EQUATORIAL AFRICA
124	401,775	1,293	4,604,777	1,077	3,953,258	104	375,355	1,181	4,328,013	1,145	4,237,304	03	351,872	1,238	4,589,670	Steam } TOTAL FOREIGN COUNTRIES	
5	153	494	39,148	494	40,304	12	444	506	40,748	416	34,352	29	1,319	444	35,671	Sailing } TOTAL FOREIGN COUNTRIES	
129	401,958	1,792	4,043,925	1,571	3,993,562	116	375,799	1,687	4,368,761	1,561	4,271,656	32	353,191	1,682	4,625,347	Total } TOTAL FOREIGN COUNTRIES	
170	623,075	2,511	8,104,250	2,216	7,208,501	152	518,093	2,368	7,724,654	2,334	7,047,028	120	446,813	2,454	8,093,941	Steam } UNITED STATES OF AMERICA	
47	4,391	890	89,482	853	70,103	48	3,987	906	80,006	800	63,207	48	2,598	848	71,605	Sailing } BRITISH POSSESSIONS AND FOREIGN COUNTRIES	
220	627,456	3,401	8,184,732	3,074	7,282,070	200	522,080	3,274	7,804,750	3,134	7,710,335	168	448,911	3,302	8,165,746	Total } UNITED STATES OF AMERICA	

ABSTRACT TABLES  
SHIPPING

( 650 )

No. 4

NATIONALITY

TOTAL NUMBER and TONNAGE of VESSELS of each NATION, including their repeated voyages, that ENTERED

NATIONALITY OF VESSELS	1929-30						1930-31						With Cargoes		
	With Cargoes		In Ballast		Total		With Cargoes		In Ballast		Total				
	ves.	tons	ves.	tons	ves.	tons	ves.	tons	ves.	tons	ves.	tons	ves.	tons	
BRITISH, OTHER THAN BRITISH INDIAN	Steam	1,092	5,632,161	209	800,189	2,361	6,432,350	1,709	5,200,683	102	641,603	1,991	5,851,286	1,660	4,008,162
	Sailing	6	644	3	360	9	1,004	1	80	1	225	2	311	1	74
BRITISH INDIAN, OTHER THAN NATIVE CRAFT	Steam	10	33,637	12	33,121	22	66,758	14	41,243	7	20,107	21	61,350	16	44,570
	Sailing	87	9,155	144	16,289	231	25,444	52	5,332	126	15,235	178	20,617	67	6,321
FOREIGN, OTHER THAN NATIVE CRAFT	Steam	719	2,661,250	139	410,574	858	3,071,824	725	2,607,955	139	410,136	864	3,017,491	652	2,385,070
	Sailing	..	..	..	..	..	..	8	471	..	..	3	471	3	518
NATIVE CRAFT															
BRITISH	Sailing	1	99	..	..	1	90	..	..	..	..	..	..	..	
BRITISH INDIAN	Sailing	201	21,162	121	10,256	322	31,418	258	20,423	107	14,415	425	34,838	252	20,637
FOREIGN	Sailing	183	16,715	25	1,957	208	18,672	178	15,303	44	3,863	222	19,266	199	15,303
TOTAL	Steam	2,721	8,327,048	420	1,243,834	3,141	9,570,932	2,533	7,858,261	333	1,071,846	2,876	8,930,127	2,328	7,337,802
	Sailing	533	47,775	293	28,862	831	76,637	492	41,665	338	33,833	830	75,503	522	49,853
	Total	3,250	8,374,823	713	1,272,746	3,972	9,647,569	3,030	7,899,946	676	1,105,684	3,706	9,005,630	2,850	7,387,655
DETAIL OF FOREIGN VESSELS, other than native craft—															
DANISH	Steam	1	3,163	4	7,993	5	11,156	5	10,570	..	..	5	10,570	18	41,064
DUTCH	Steam	100	360,151	23	49,323	123	409,479	69	381,378	23	42,951	122	424,329	66	242,686
FRENCH	Steam	30	148,818	4	18,004	34	166,822	31	157,209	1	5,077	32	162,376	25	128,544
BELGIAN	Steam	1	3,071	1	4,003	2	7,074	1	3,151	..	..	1	3,151	..	..
GERMAN	Steam	137	587,321	18	85,806	155	673,187	134	582,317	17	83,425	151	665,742	104	447,106
	Sailing	..	..	..	..	..	..	..	..	..	..	..	..	..	..
GREEK	Steam	..	..	1	1,698	1	1,698	3	9,194	2	6,084	5	15,278	..	..
ITALIAN	Steam	137	579,918	3	10,359	140	590,277	117	465,181	2	7,423	119	472,604	122	514,323
NORWEGIAN	Steam	76	174,751	25	49,497	101	224,248	90	107,692	24	36,327	123	234,019	100	221,446
PORTUGUESE	Steam	1	3,898	1	513	2	4,411	..	..	..	..	..	..	1	1,434
RUSSIAN	Steam	1	1,771	..	..	1	1,771	..	..	..	..	..	..	..	..
SWEDISH	Steam	17	54,154	2	5,465	19	59,619	21	70,542	..	..	21	70,542	17	54,091
JAPANESE	Steam	161	541,390	40	120,908	201	662,293	170	567,633	61	203,598	231	771,221	156	549,632
CHINESE	Steam	..	..	1	3,871	1	3,871	..	..	2	3,306	2	3,306	..	..
	Sailing	..	..	..	..	..	..	..	..	..	..	..	..	..	..
SIAMSE	Steam	..	..	..	..	..	..	..	..	..	..	..	..	..	..
	Sailing	..	..	..	..	..	..	..	..	..	..	..	..	..	..
AMERICAN	Steam	52	187,745	18	45,794	65	233,530	39	142,513	3	16,033	44	158,551	43	183,254
YUGO-SLAVIAN	Steam	8	9,639	..	..	8	9,639	8	9,832	1	6,272	4	13,104	..	..
FINNISH	Steam	2	5,460	3	7,230	5	12,740	3	10,048	1	2,560	4	12,608	..	..
MALDIVIAN	Sailing	..	..	..	..	..	..	3	471	..	..	3	471	3	518
PANAMANIAN	Steam	..	..	..	..	..	..	..	..	..	..	..	..	..	..
TOTAL	Steam	719	2,661,250	139	410,574	858	3,071,824	725	2,607,955	139	410,136	864	3,017,491	652	2,385,070
	Sailing	..	..	..	..	..	..	8	471	..	..	3	471	3	518
	Total	719	2,661,250	139	410,574	858	3,071,824	728	2,607,926	139	410,136	867	3,017,962	655	2,385,588

OF VESSELS

with CARGOES and in BALLAST, at PORTS in BRITISH INDIA, in each Official Year from 1929-30 to 1933-34.

1931-32				1932-33						1933-34						NATIONALITY OF VESSELS
In Ballast		Total		With Cargoes		In Ballast		Total		With Cargoes		In Ballast		Total		
ves.	tons	ves.	tons	ves.	tons	ves.	tons	ves.	tons	ves.	tons	ves.	tons	ves.	tons	
100	684,047	1,856	5,593,109	1,560	4,681,047	206	667,400	1,766	5,348,537	1,595	4,791,386	216	738,677	1,811	5,530,068	Steam } BRITISH, OTHER THAN BRITISH INDIAN
2	367	3	441	..	..	1	98	1	98	5	598	..	..	5	698	Sailing }
15	16,708	31	61,278	4	9,602	10	21,011	14	39,513	15	11,047	11	13,553	26	24,800	Steam } BRITISH INDIAN OTHER THAN NATIVE CRAFT
88	12,131	155	18,452	77	7,811	106	13,402	183	21,213	48	5,657	91	11,097	139	16,754	Sailing }
80	255,063	732	2,640,133	500	2,218,822	78	234,223	638	2,453,044	600	2,518,110	100	329,568	709	2,847,673	Steam } FOREIGN, OTHER THAN NATIVE CRAFT
..	..	3	518	2	325	..	..	2	325	3	470	..	..	3	470	Sailing }
..	..	..	..	..	..	..	..	..	..	..	..	..	..	..	..	NATIVE CRAFT
..	..	..	..	..	..	..	..	..	..	..	..	..	..	..	..	Sailing } BRITISH
153	12,378	405	33,515	210	14,789	145	12,917	355	27,700	177	11,473	139	12,023	366	23,490	Sailing } BRITISH INDIAN
70	4,856	269	20,159	220	17,080	62	4,266	282	21,346	182	14,910	74	5,428	256	20,338	Sailing } FOREIGN
291	950,718	2,619	8,204,520	2,124	6,909,371	294	922,723	2,413	7,832,094	2,219	7,320,543	327	1,081,793	2,546	8,402,336	Steam } TOTAL
313	30,232	835	73,085	509	40,605	314	30,683	823	70,688	415	33,108	354	23,543	709	61,651	Sailing }
604	980,950	3,454	8,367,605	2,633	6,949,376	608	953,406	3,241	7,902,782	2,634	7,353,651	681	1,110,336	3,315	8,463,987	Total }
DETAIL OF FOREIGN VESSELS, other than native craft—																
1	2,674	19	44,338	7	16,442	..	..	7	16,442	8	24,837	2	6,921	10	31,778	Steam } DANISH
14	28,716	89	271,402	65	221,977	5	7,548	70	229,525	63	229,054	8	14,098	71	243,152	Steam } DUTCH
2	7,521	27	186,065	19	105,359	2	7,404	21	112,763	29	162,677	2	13,183	31	175,860	Steam } FRENCH
..	..	..	..	..	..	..	..	..	..	..	..	..	..	..	..	Steam } BELGIAN
23	105,590	127	552,696	83	364,317	13	55,825	96	420,142	80	352,098	22	102,176	102	454,274	Steam } GERMAN
..	..	..	..	..	..	..	..	..	..	..	..	..	..	..	..	Sailing }
..	..	..	..	1	2,946	4	11,043	5	13,989	3	9,214	13	39,877	16	49,091	Steam } GREEK
3	9,163	125	523,486	115	577,071	6	20,910	121	597,981	137	710,348	7	23,465	144	733,813	Steam } ITALIAN
10	20,507	110	241,953	73	174,813	19	38,523	92	213,336	88	229,846	16	36,698	104	266,544	Steam } NORWEGIAN
..	..	1	1,434	2	2,628	..	..	2	2,628	..	..	..	..	..	..	Steam } PORTUGUESE
..	..	..	..	..	..	..	..	..	..	..	..	..	..	..	..	Steam } RUSSIAN
8	8,461	20	63,442	12	38,212	4	9,843	16	48,055	13	42,290	9	31,382	22	73,672	Steam } SWEDISH
16	49,590	172	599,222	142	492,619	22	70,711	164	563,330	145	533,493	10	31,824	155	665,317	Steam } JAPANESE
4	7,650	4	7,650	1	2,696	1	3,871	2	6,507	1	1,175	..	..	1	1,175	Steam } CHINESE
..	..	..	..	..	..	..	..	..	..	..	..	..	..	..	..	Sailing }
..	..	..	..	..	..	..	..	..	..	..	..	..	..	..	..	Steam } SIAMESE
..	..	..	..	..	..	..	..	..	..	..	..	..	..	..	..	Sailing }
4	15,191	47	193,445	39	216,200	2	8,644	41	224,844	42	223,048	9	23,995	51	247,053	Steam } AMERICAN
..	..	..	..	..	..	..	..	..	..	..	..	..	..	..	..	Steam } JUGO-SLAVIAN
..	..	..	..	1	3,542	..	..	1	3,542	..	..	..	..	..	..	Steam } FINNISH
..	..	3	518	2	325	..	..	2	325	3	470	..	..	3	470	Sailing } MALDIVIAN
..	..	..	..	..	..	..	..	..	..	..	..	2	5,944	2	5,944	Steam } PANAMIAN
80	255,063	732	2,640,133	500	2,218,822	78	234,223	638	2,453,044	600	2,518,110	100	329,568	709	2,847,673	Steam } TOTAL
..	..	3	518	2	325	..	..	2	325	3	470	..	..	3	470	Sailing }
80	255,063	735	2,640,651	502	2,219,147	78	234,222	640	2,453,369	612	2,518,580	100	329,568	712	2,848,143	Total }

ABSTRACT TABLES  
SHIPPING

( 652 )

No. 5

NATIONALITY

TOTAL NUMBER and TONNAGE of VESSELS of each NATION, including their repeated voyages, that CLEARED

NATIONALITY OF VESSELS	1929-30						1930-31						With Cargoes		
	With Cargoes		In Ballast		Total		With Cargoes		In Ballast		Total				
	vcs.	tons	ves.	tons	ves.	tons	ves.	tons	vcs.	tons	ves.	tons	vcs.	tons	
BRITISH, OTHER THAN INDIAN	Steam	2,071	5,870,322	197	681,493	2,268	6,551,815	1,724	5,083,122	172	566,888	1,896	5,650,010	1,638	4,983,814
	Sailing	18	1,556	..	..	18	1,556	8	848	7	398	10	746	3	203
BRITISH INDIAN, OTHER THAN NATIVE CRAFT	Steam	23	53,217	3	10,336	26	63,543	20	51,331	6	19,135	26	60,466	26	59,971
	Sailing	203	20,333	8	850	211	21,183	202	24,871	6	804	208	25,675	149	19,060
FOREIGN OTHER THAN NATIVE CRAFT	Steam	794	2,852,820	48	184,688	842	3,037,517	779	2,688,701	77	280,308	856	2,975,009	672	2,437,890
	Sailing	..	..	..	..	..	..	3	471	..	..	3	471	3	518
NATIVE CRAFT															
BRITISH	Sailing	19	3,921	..	..	19	3,921	1	188	..	..	1	188	..	..
BRITISH INDIAN	Sailing	404	33,897	14	556	418	34,453	480	40,345	36	2,003	516	42,348	404	33,492
FOREIGN	Sailing	229	22,363	1	56	230	22,410	231	20,381	4	483	235	20,864	285	22,888
TOTAL	Steam	2,888	8,776,368	248	876,537	3,136	9,652,875	2,523	7,823,154	255	871,331	2,778	8,694,485	2,333	7,481,175
	Sailing	573	82,070	23	1,462	596	83,532	920	26,604	53	3,686	973	90,290	843	76,101
	Total	3,461	8,858,438	271	877,999	3,732	9,736,407	3,443	7,909,758	308	875,017	3,751	8,784,775	3,181	7,557,276
DETAIL OF FOREIGN VESSELS, other than native craft—															
DANISH	Steam	5	9,836	1	1,116	6	10,952	5	11,989	..	..	5	11,989	16	34,137
DUTCH	Steam	123	423,766	6	13,046	129	436,812	112	387,155	9	29,192	121	416,347	76	251,517
	Sailing	..	..	..	..	..	..	..	..	..	..	..	..	..	..
FRENCH	Steam	30	149,611	..	..	30	149,611	29	142,108	..	..	29	142,108	26	131,148
BELGIAN	Steam	3	11,077	..	..	3	11,077	..	..	..	..	..	..	..	..
GERMAN	Steam	148	649,120	11	58,373	159	707,493	140	607,960	13	71,551	153	679,511	129	567,448
	Sailing	..	..	..	..	..	..	..	..	..	..	..	..	..	..
GREEK	Steam	8	7,867	..	..	8	7,867	2	6,084	1	3,783	3	9,867	..	..
	Sailing	..	..	..	..	..	..	..	..	..	..	..	..	..	..
ITALIAN	Steam	134	561,847	1	2,527	135	564,374	118	408,036	2	6,258	120	474,294	132	560,693
NORWEGIAN	Steam	65	104,648	19	74,661	84	179,309	100	142,805	22	81,348	122	224,153	79	153,971
	Sailing	..	..	..	..	..	..	..	..	..	..	..	..	..	..
PORTUGUESE	Steam	2	4,411	1	3,868	3	8,309	..	..	..	..	..	..	1	1,434
RUSSIAN	Steam	..	..	..	..	..	..	..	..	..	..	..	..	..	..
SWEDISH	Steam	16	47,228	..	..	16	47,228	15	51,807	..	..	15	51,807	17	53,771
EGYPTIAN	Steam	..	..	..	..	..	..	..	..	..	..	..	..	..	..
	Sailing	..	..	..	..	..	..	..	..	..	..	..	..	..	..
JAPANESE	Steam	195	635,193	1	3,352	196	638,545	207	696,692	25	74,762	232	771,454	155	534,210
CHINESE	Steam	1	3,871	..	..	1	3,871	2	3,396	..	..	2	3,396	4	7,660
	Sailing	..	..	..	..	..	..	..	..	..	..	..	..	..	..
AMERICAN	Steam	68	242,367	6	21,512	74	263,879	40	140,834	4	15,877	44	156,711	30	148,443
	Sailing	..	..	..	..	..	..	..	..	..	..	..	..	..	..
JUGO-SLAVIAN	Steam	..	..	..	..	..	..	4	13,594	1	3,587	5	17,181	1	3,562
CZECHOSLAVIAN	Steam	..	..	..	..	..	..	..	..	..	..	..	..	..	..
FINNISH	Steam	1	1,987	2	6,203	3	8,190	5	16,341	..	..	5	16,341	..	..
MALDIVIAN	Sailing	..	..	..	..	..	..	3	471	..	..	3	471	3	518
PANAMANIAN	Steam	..	..	..	..	..	..	..	..	..	..	..	..	..	..
TOTAL	Steam	794	2,852,820	48	184,688	842	3,037,517	779	2,688,701	77	280,308	856	2,975,009	672	2,437,890
	Sailing	..	..	..	..	..	..	3	471	..	..	3	471	3	518
	Total	794	2,852,820	48	184,688	842	3,037,517	782	2,689,172	77	280,308	859	2,975,480	675	2,438,408

OF VESSELS

with CARGOES and in BALLAST, from PORTS in BRITISH INDIA, in each Official Year from 1929-30 to 1932-34.

1931-32				1932-33						1933-34						NATIONALITY OF VESSELS	
In Ballast		Total		With Cargoes		In Ballast		Total		With Cargoes		In Ballast		Total			
ves.	tons	ves.	tons	ves.	tons	ves.	tons	ves.	tons	ves.	tons	ves.	tons	ves.	tons		
112	404,520	1,750	5,387,884	1,011	4,874,707	96	310,379	1,707	5,224,086	1,671	5,043,663	68	240,820	1,739	5,290,503	Steam	} BRITISH, OTHER THAN BRITISH INDIAN
2	101	6	364	4	382	3	303	7	685	6	694	--	--	6	694	Sailing	
..	..	28	50,971	15	34,505	2	2,811	17	37,318	15	13,971	1	120	16	14,001	Steam	} BRITISH INDIAN OTHER THAN NATIVE CRAFT
19	2,622	167	21,622	177	22,580	18	2,156	105	24,742	158	19,343	3	284	161	19,627	Sailing	
61	218,555	733	2,656,445	500	2,297,349	54	165,903	644	2,463,252	648	2,589,974	51	199,373	699	2,789,347	Steam	} FOREIGN, OTHER THAN NATIVE CRAFT
..	..	3	518	2	325	..	..	2	325	8	469	..	..	3	469	Sailing	
..	..	..	..	..	..	..	..	..	..	..	..	..	..	..	..	Sailing	NATIVE CRAFT
24	1,532	428	85,024	345	25,862	24	1,251	369	27,103	363	26,122	35	1,713	398	27,835	Sailing	BRITISH INDIAN
2	166	267	23,054	330	20,964	8	277	333	27,241	270	22,570	10	601	280	23,180	Sailing	FOREIGN
173	623,075	2,511	8,104,250	2,216	7,206,561	152	518,093	2,368	7,724,654	2,334	7,647,628	120	440,313	2,454	8,093,941	Steam	} TOTAL
47	4,381	890	80,482	858	76,100	48	3,987	906	80,096	860	69,207	48	2,598	848	71,806	Sailing	
220	627,456	3,401	8,184,732	3,074	7,282,670	200	522,080	3,274	7,804,750	3,134	7,716,835	168	448,911	3,302	8,165,746	Total	
..	..	16	34,137	4	11,847	2	2,870	6	14,717	10	33,796	..	..	10	33,796	Steam	} DETAIL OF FOREIGN VESSELS, other than native craft—
7	28,130	83	279,897	67	220,810	8	19,495	75	240,305	69	223,001	5	13,087	74	241,088	Steam	
..	..	..	..	..	..	..	..	..	..	..	..	..	..	..	..	Sailing	} DUTCH
..	..	26	181,148	10	86,448	..	..	16	86,448	26	134,343	..	..	25	134,343	Steam	
..	..	..	..	..	..	..	..	..	..	..	..	..	..	..	..	Steam	} BELGIAN
7	26,349	136	593,797	93	405,806	2	13,410	95	419,215	99	434,766	1	9,583	100	444,349	Steam	
..	..	..	..	..	..	..	..	..	..	..	..	..	..	..	..	Sailing	} GREEK
..	..	..	..	3	8,685	..	..	3	8,685	17	54,357	1	3,059	18	57,416	Steam	
..	..	..	..	..	..	..	..	..	..	..	..	..	..	..	..	Sailing	} ITALIAN
..	..	132	550,593	121	597,134	2	6,557	123	603,691	143	721,953	1	2,950	144	724,903	Steam	
23	74,883	102	228,854	64	125,012	27	82,381	91	207,993	68	127,932	30	118,611	98	245,643	Steam	} NORWEGIAN
..	..	..	..	..	..	..	..	..	..	..	..	..	..	..	..	Sailing	
..	..	1	1,434	1	1,314	..	..	1	1,314	1	1,314	..	..	1	1,314	Steam	PORTUGUESE
..	..	..	..	..	..	..	..	..	..	..	..	..	..	..	..	Steam	RUSSIAN
1	3,509	18	57,230	14	42,001	1	3,267	15	45,358	18	53,927	3	16,006	21	69,933	Steam	SWEDISH
..	..	..	..	..	..	..	..	..	..	1	2,840	..	..	1	2,840	Steam	} EGYPTIAN
..	..	..	..	..	..	..	..	..	..	..	..	..	..	..	..	Sailing	
14	47,730	169	581,956	150	552,907	12	37,928	171	596,830	142	524,920	10	30,077	152	560,997	Steam	JAPANESE
1	1,912	5	9,562	2	3,848	..	..	2	3,848	2	5,046	..	..	2	5,046	Steam	} CHINESE
..	..	..	..	..	..	..	..	..	..	..	..	..	..	..	..	Sailing	
8	35,933	44	184,426	44	235,184	..	..	44	235,184	50	258,406	..	..	50	258,406	Steam	} AMERICAN
..	..	..	..	..	..	..	..	..	..	..	..	..	..	..	..	Sailing	
..	..	1	3,562	..	..	..	..	..	..	..	..	..	..	..	..	Steam	JUGO-SLAVIAN
..	..	..	..	1	2,122	..	..	1	2,122	..	..	..	..	..	..	Steam	CZECHOSLAVIAN
..	..	..	..	1	3,542	..	..	1	3,542	..	..	..	..	..	..	Steam	FINNISH
..	..	3	518	2	325	..	..	2	325	3	469	..	..	3	469	Sailing	MALDIVIAN
..	..	..	..	..	..	..	..	..	..	3	9,213	..	..	3	9,213	Steam	PAUAMIAN
61	218,555	733	2,656,445	500	2,297,349	54	165,903	644	2,463,252	648	2,589,974	51	199,373	699	2,789,347	Steam	} TOTAL
..	..	3	518	2	325	..	..	2	325	8	469	..	..	3	469	Sailing	
61	218,555	736	2,656,963	502	2,297,674	54	165,903	646	2,463,577	651	2,590,443	51	199,373	702	2,789,816	Total	

BENGAL—BOMBAY  
SHIPPING AT EACH PORT

( 654 )

No. 6

NUMBER and TONNAGE of STEAM and SAILING VESSELS, including their REPEATED VOYAGES and INDIA, in each Official Year

PORT AT WHICH ENTERED	ENTERED WITH CARGOES																			
	BRITISH				BRITISH INDIAN				FOREIGN				NATIVE CRAFT		TOTAL					
	STEAM		SAILING		STEAM		SAILING		STEAM		SAILING		SAILING		STEAM		SAILING		STEAM AND SAILING	
	vs.	tons	vs.	tons	vs.	tons	vs.	tons	vs.	tons	vs.	tons	vs.	tons	vs.	tons	vs.	tons	vs.	tons
<b>BENGAL—</b>																				
<b>CALCUTTA (CHIEF PORT)—</b>																				
1929-30	293	865,235	..	..	5	17,299	..	..	55	185,284	3	471	..	..	293	1,067,518	3	471	293	1,068,229
1930-31	211	733,550	..	..	4	12,546	..	..	55	180,640	3	471	..	..	270	976,736	3	471	273	977,207
1931-32	154	601,534	..	..	8	24,770	..	..	45	164,158	3	518	..	..	207	790,462	3	518	210	790,950
1932-33	150	560,971	..	..	3	8,866	..	..	19	60,414	2	325	..	..	172	630,251	2	325	174	630,576
1933-34	145	546,367	..	..	2	6,224	..	..	18	49,314	3	470	..	..	100	601,005	3	470	163	602,375
<b>CHITTAGONG—</b>																				
1929-30	7	23,007	..	..	..	..	..	..	3	7,213	..	..	..	..	10	30,220	..	..	10	30,220
1930-31	6	14,756	..	..	..	..	..	..	2	6,738	..	..	..	..	8	21,494	..	..	8	21,494
1931-32	4	12,116	..	..	..	..	..	..	1	3,392	..	..	..	..	5	15,508	..	..	5	15,508
1932-33	7	19,458	..	..	..	..	..	..	1	2,696	..	..	..	..	8	22,154	..	..	8	22,154
1933-34	6	16,065	..	..	..	..	..	..	..	..	..	..	..	..	6	16,065	..	..	6	16,065
<b>TOTAL OF ALL PORTS IN BENGAL—</b>																				
1929-30	240	886,242	..	..	5	17,299	..	..	58	192,497	3	471	..	..	303	1,098,036	3	471	306	1,098,509
1930-31	217	793,306	..	..	4	12,546	..	..	57	187,378	3	471	..	..	278	998,230	3	471	281	998,701
1931-32	158	615,650	..	..	8	24,770	..	..	46	167,550	3	518	..	..	212	805,970	3	518	215	806,483
1932-33	157	530,429	..	..	3	8,866	..	..	20	63,110	2	325	..	..	180	652,405	2	325	182	652,730
1933-34	151	563,032	..	..	2	6,224	..	..	13	49,314	3	470	..	..	166	618,570	3	470	169	619,040
<b>BOMBAY—</b>																				
<b>BOMBAY (CHIEF PORT)—</b>																				
1929-30	365	1,077,751	..	..	..	..	..	..	280	1,051,234	..	..	120	12,527	646	2,728,985	120	12,527	765	2,741,512
1930-31	342	1,591,603	..	..	..	..	..	..	259	986,690	..	..	105	10,184	601	2,678,353	105	10,184	706	2,685,487
1931-32	302	1,577,933	..	..	..	..	..	..	237	952,393	..	..	96	10,303	539	2,530,376	96	10,303	635	2,540,679
1932-33	319	1,773,741	..	..	..	..	..	..	246	1,142,933	..	..	102	10,587	665	2,016,074	102	10,587	637	2,027,201
1933-34	324	1,822,005	..	..	..	..	..	..	249	1,229,265	..	..	94	9,079	573	3,051,270	94	9,079	607	3,060,949
<b>BASSEREE—</b>																				
1929-30	..	..	..	..	..	..	..	..	..	..	..	..	..	..	..	..	..	..	..	..
1930-31	..	..	..	..	..	..	..	..	..	..	..	..	..	..	..	..	..	..	..	..
1931-32	..	..	..	..	..	..	..	..	..	..	..	..	..	..	..	..	..	..	..	..
1932-33	..	..	..	..	..	..	..	..	..	..	..	..	..	..	..	..	..	..	..	..
1933-34	..	..	..	..	..	..	..	..	..	..	..	..	..	..	..	..	..	..	..	..
<b>BROACH—</b>																				
1929-30	..	..	..	..	..	..	..	..	..	..	..	..	19	1,253	..	..	19	1,253	19	1,253
1930-31	..	..	..	..	..	..	..	..	..	..	..	..	11	669	..	..	11	669	11	669
1931-32	..	..	..	..	..	..	..	..	..	..	..	..	11	752	..	..	11	752	11	752
1932-33	..	..	..	..	..	..	..	..	..	..	..	..	11	614	..	..	11	614	11	614
1933-34	..	..	..	..	..	..	..	..	..	..	..	..	6	385	..	..	6	385	6	385
<b>HONAWAR—</b>																				
1929-30	..	..	..	..	..	..	..	..	..	..	..	..	3	451	..	..	3	451	3	451
1930-31	..	..	..	..	..	..	..	..	..	..	..	..	1	80	..	..	1	80	1	80
1931-32	..	..	..	..	..	..	..	..	..	..	..	..	..	..	..	..	..	..	..	..
1932-33	..	..	..	..	..	..	..	..	..	..	..	..	..	..	..	..	..	..	..	..
1933-34	..	..	..	..	..	..	..	..	..	..	..	..	..	..	..	..	..	..	..	..
<b>JAITAPUR—</b>																				
1929-30	..	..	..	..	..	..	..	..	..	..	..	..	..	..	..	..	..	..	..	..
1930-31	..	..	..	..	..	..	..	..	..	..	..	..	..	..	..	..	..	..	..	..
1931-32	..	..	..	..	..	..	..	..	..	..	..	..	..	..	..	..	..	..	..	..
1932-33	..	..	..	..	..	..	..	..	..	..	..	..	..	..	..	..	..	..	..	..
1933-34	..	..	..	..	..	..	..	..	..	..	..	..	..	..	..	..	..	..	..	..
<b>KARWAR—</b>																				
1929-30	..	..	..	..	..	..	..	..	..	..	..	..	..	..	..	..	..	..	..	..
1930-31	..	..	..	..	..	..	..	..	..	..	..	..	..	..	..	..	..	..	..	..
1931-32	..	..	..	..	..	..	..	..	..	..	..	..	..	..	..	..	..	..	..	..
1932-33	..	..	..	..	..	..	..	..	..	..	..	..	..	..	..	..	..	..	..	..
1933-34	..	..	..	..	..	..	..	..	..	..	..	..	..	..	..	..	..	..	..	..

NOTE.—The ports in the Bombay Presidency, excepting the chief ports, are easily traversed on a coast of a number of subordinate ports.

**BENGAL—BOMBAY**  
**SHIPPING AT EACH PORT**

*distinguishing their NATIONALITY, that ENTERED and CLEARED with CARGOES at each PORT in BRITISH from 1929-30 to 1933-34*

CLEARED WITH CARGOES																	PORT FROM WHICH CLEARED				
BRITISH		BRITISH INDIAN				FOREIGN				NATIVE CRAFT		TOTAL									
STEAM	SAILING	STEAM	SAILING	STEAM	SAILING	STEAM	SAILING	SAILING	STEAM	SAILING	STEAM	SAILING	STEAM AND SAILING								
vs.	tons	vs.	tons	vs.	tons	vs.	tons	vs.	tons	vs.	tons	vs.	tons	vs.	tons	vs.	tons				
395	1,402,018	..	..	4	6,670	..	..	130	483,740	8	473	..	..	528	1,893,023	8	473	591	1,893,406	BENGAL—	
300	1,103,411	..	..	2	6,408	..	..	93	338,884	8	471	..	..	395	1,448,098	8	471	398	1,449,160	CALCUTTA (CHIEF PORT)—	
279	996,793	..	..	4	12,807	..	..	78	282,345	8	518	..	..	361	1,291,915	8	518	364	1,292,433	1929-30	
284	1,024,833	..	..	2	5,273	..	..	82	277,356	2	325	..	..	368	1,307,509	2	325	370	1,307,934	1930-31	
294	1,085,501	..	..	..	..	..	..	80	291,821	3	469	..	..	374	1,377,322	8	469	377	1,377,791	1931-32	
2	7,890	..	..	..	..	..	..	..	..	..	..	..	..	2	7,890	..	..	2	7,890	1932-33	
2	5,928	..	..	..	..	..	..	1	1,166	..	..	..	..	3	7,094	..	..	3	7,094	1933-34	
2	6,535	..	..	..	..	..	..	..	..	..	..	..	..	2	6,535	..	..	2	6,535	TOTAL OF ALL PORTS IN BENGAL—	
..	..	..	..	..	..	..	..	..	..	..	..	..	..	..	..	..	..	..	..	1929-30	
1	3,232	..	..	..	..	..	..	..	..	..	..	..	..	1	3,232	..	..	1	3,232	1930-31	
387	1,410,512	..	..	4	6,670	..	..	130	483,740	8	473	..	..	530	1,900,922	8	473	533	1,901,895	1931-32	
302	1,109,339	..	..	2	6,408	..	..	94	340,050	8	471	..	..	398	1,455,792	8	471	401	1,456,263	1932-33	
281	1,003,298	..	..	4	12,807	..	..	78	282,345	8	518	..	..	368	1,298,450	8	518	366	1,298,968	1933-34	
284	1,024,880	..	..	2	5,273	..	..	82	277,356	2	325	..	..	368	1,307,509	2	325	370	1,307,834		
295	1,088,733	..	..	..	..	..	..	80	291,821	3	469	..	..	375	1,380,554	3	469	378	1,381,023		
272	1,346,010	..	..	..	..	..	..	202	740,523	..	..	84	8,185	474	2,080,533	84	8,185	558	2,094,718	BOMBAY—	
220	1,193,916	..	..	..	..	..	..	213	783,940	..	..	77	7,561	433	1,983,866	77	7,561	510	1,991,417	BOMBAY (CHIEF PORT)—	
211	1,290,361	..	..	..	..	..	..	218	893,521	..	..	69	6,552	429	2,183,882	69	6,552	498	2,190,434	1929-30	
232	1,504,622	..	..	..	..	..	..	238	1,122,649	..	..	81	7,858	470	2,627,271	81	7,858	551	2,635,120	1930-31	
245	1,534,153	..	..	..	..	..	..	233	1,150,577	..	..	94	9,751	478	2,684,730	94	9,751	572	2,694,481	1931-32	
..	..	..	..	..	..	..	..	..	..	..	..	1	71	..	..	..	..	1	71	1932-33	
..	..	..	..	..	..	..	..	..	..	..	..	..	..	..	..	..	..	..	..	1933-34	
..	..	..	..	..	..	..	..	..	..	..	..	..	..	..	..	..	..	..	..	BASSEIN—	
..	..	..	..	..	..	..	..	..	..	..	..	..	..	..	..	..	..	..	..	1929-30	
..	..	..	..	..	..	..	..	..	..	..	..	..	..	..	..	..	..	..	..	1930-31	
..	..	..	..	..	..	..	..	..	..	..	..	..	..	..	..	..	..	..	..	1931-32	
..	..	..	..	..	..	..	..	..	..	..	..	..	..	..	..	..	..	..	..	1932-33	
..	..	..	..	..	..	..	..	..	..	..	..	..	..	..	..	..	..	..	..	1933-34	
..	..	..	..	..	..	..	..	..	..	..	..	..	..	..	..	..	..	..	..	BROACH—	
..	..	..	..	..	..	..	..	..	..	..	..	..	..	..	..	..	..	..	..	1929-30	
..	..	..	..	..	..	..	..	..	..	..	..	..	..	..	..	..	..	..	..	1930-31	
..	..	..	..	..	..	..	..	..	..	..	..	..	..	..	..	..	..	..	..	1931-32	
..	..	..	..	..	..	..	..	..	..	..	..	..	..	..	..	..	..	..	..	1932-33	
..	..	..	..	..	..	..	..	..	..	..	..	..	..	..	..	..	..	..	..	1933-34	
..	..	..	..	..	..	..	..	..	..	..	..	..	..	..	..	..	..	..	..	HONAWAR—	
..	..	..	..	..	..	..	..	..	..	..	..	..	..	..	..	..	..	..	..	1929-30	
..	..	..	..	..	..	..	..	..	..	..	..	..	..	..	..	..	..	..	..	1930-31	
..	..	..	..	..	..	..	..	..	..	..	..	..	..	..	..	..	..	..	..	1931-32	
..	..	..	..	..	..	..	..	..	..	..	..	..	..	..	..	..	..	..	..	1932-33	
..	..	..	..	..	..	..	..	..	..	..	..	..	..	..	..	..	..	..	..	1933-34	
..	..	..	..	..	..	..	..	..	..	..	..	..	..	..	..	..	..	..	..	JAITAPUR—	
..	..	..	..	..	..	..	..	..	..	..	..	..	..	..	..	..	..	..	..	1929-30	
..	..	..	..	..	..	..	..	..	..	..	..	..	..	..	..	..	..	..	..	1930-31	
..	..	..	..	..	..	..	..	..	..	..	..	..	..	..	..	..	..	..	..	1931-32	
..	..	..	..	..	..	..	..	..	..	..	..	..	..	..	..	..	..	..	..	1932-33	
..	..	..	..	..	..	..	..	..	..	..	..	1	152	..	..	..	1	152	1	152	1933-34
..	..	..	..	..	..	..	..	..	..	..	..	..	..	..	..	..	..	..	..	KARWAR—	
..	..	..	..	..	..	..	..	..	..	..	..	..	..	..	..	..	..	..	..	1929-30	
..	..	..	..	..	..	..	..	..	..	..	..	..	..	..	..	..	..	..	..	1930-31	
..	..	..	..	..	..	..	..	..	..	..	..	1	478	..	..	..	1	478	1	478	1931-32
..	..	..	..	..	..	..	..	..	..	..	..	..	..	..	..	..	..	..	..	1932-33	
..	..	..	..	..	..	..	..	..	..	..	..	..	..	..	..	..	..	..	..	1933-34	





distinguishing their NATIONALITY, that ENTERED and CLEARED with CARGOES at each PORT in BRITISH from 1929-30 to 1933-34—continued

CLEARED WITH CARGOES																PORT FROM WHICH CLEARED				
BRITISH				BRITISH INDIAN				FOREIGN				NATIVE CRAFT		TOTAL						
STEAM		SAILING		STEAM		SAILING		STEAM		SAILING		SAILING		STEAM			SAILING		STEAM AND SAILING	
vs.	tons	vs.	tons	vs.	tons	vs.	tons	vs.	tons	vs.	tons	vs.	tons	vs.	tons	vs.	tons	vs.	tons	
BOMBAY—continued																				
MALWAN—																				
..	..	..	..	..	..	..	..	..	..	..	..	..	..	..	..	..	..	..	..	1929-30
..	..	..	..	..	..	..	..	..	..	..	..	..	..	..	..	..	..	..	..	1930-31
..	..	..	..	..	..	..	..	..	..	..	..	..	..	..	..	..	..	..	..	1931-32
..	..	..	..	..	..	..	..	..	..	..	..	..	..	..	..	..	..	..	..	1932-33
..	..	..	..	..	..	..	..	..	..	..	..	..	..	..	..	..	..	..	..	1933-34
SAMIKATTA—																				
..	..	..	..	..	..	..	..	..	..	..	..	..	..	..	..	..	..	..	..	1929-30
..	..	..	..	..	..	..	..	..	..	..	..	..	..	..	..	..	..	..	..	1930-31
..	..	..	..	..	..	..	..	..	..	..	..	..	..	..	..	..	..	..	..	1931-32
..	..	..	..	..	..	..	..	..	..	..	..	..	..	..	..	..	..	..	..	1932-33
..	..	..	..	..	..	..	..	..	..	..	..	..	..	..	..	..	..	..	..	1933-34
URAN—																				
..	..	..	..	..	..	..	..	..	..	1	168	..	..	1	168	1	168	..	..	1929-30
..	..	..	..	..	..	..	..	..	..	..	..	..	..	..	..	..	..	..	..	1930-31
..	..	..	..	..	..	..	..	..	..	..	..	..	..	..	..	..	..	..	..	1931-32
..	..	..	..	..	..	..	..	..	..	..	..	..	..	..	..	..	..	..	..	1932-33
..	..	..	..	..	..	..	..	..	..	..	..	..	..	..	..	..	..	..	..	1933-34
VENGURLA—																				
..	..	..	..	..	..	..	..	..	..	..	..	..	..	..	..	..	..	..	..	1929-30
..	..	..	..	..	..	..	..	..	..	..	..	..	..	..	..	..	..	..	..	1930-31
..	..	..	..	..	..	..	..	..	..	..	..	..	..	..	..	..	..	..	..	1931-32
..	..	..	..	..	..	..	..	..	..	..	..	..	..	..	..	..	..	..	..	1932-33
..	..	..	..	..	..	..	..	..	..	..	..	..	..	..	..	..	..	..	..	1933-34
TOTAL OF SUBORDI- NATE PORTS—																				
..	..	..	..	..	..	..	..	..	..	2	289	..	..	2	289	2	289	..	..	1929-30
..	..	..	..	..	..	..	..	..	..	1	478	..	..	1	478	1	478	..	..	1930-31
..	..	..	..	..	..	..	..	..	..	..	..	..	..	..	..	..	..	..	..	1931-32
..	..	..	..	..	..	..	..	..	..	..	..	..	..	..	..	..	..	..	..	1932-33
..	..	..	..	..	..	..	..	..	..	1	152	..	..	1	152	1	152	..	..	1933-34
TOTAL OF ALL PORTS IN BOMBAY—																				
272	1,346,010	..	..	..	..	..	..	202	740,523	..	..	86	8,424	474	2,086,533	86	8,424	560	2,084,957	1929-30
220	1,100,016	..	..	..	..	..	..	218	783,940	..	..	78	8,039	483	1,983,850	78	8,039	511	1,991,896	1930-31
211	1,200,861	..	..	..	..	..	..	218	803,521	..	..	69	6,552	429	2,163,882	69	6,552	498	2,190,434	1931-32
232	1,504,622	..	..	..	..	..	..	238	1,122,646	..	..	81	7,858	470	2,627,271	81	7,858	551	2,635,129	1932-33
245	1,534,153	..	..	..	..	..	..	233	1,160,577	..	..	95	9,903	478	2,684,780	95	9,903	573	2,694,633	1933-34
SIND—																				
KARACHI (CHIEF PORT)—																				
132	315,016	..	..	10	46,547	..	..	90	869,628	..	..	206	26,956	241	731,186	296	26,956	587	758,142	1929-30
154	373,930	..	..	15	87,568	..	..	84	315,068	..	..	350	33,420	253	729,556	359	33,420	612	759,970	1930-31
135	313,443	..	..	18	41,178	..	..	54	200,818	..	..	365	31,092	207	564,434	365	31,092	572	595,526	1931-32
141	324,670	..	..	10	22,690	..	..	43	152,805	..	..	339	27,106	104	500,255	339	27,106	538	527,361	1932-33
145	326,130	..	..	1	912	..	..	55	216,328	..	..	275	21,695	201	543,370	275	21,695	470	555,065	1933-34
KATI BANDAR																				
..	..	..	..	..	..	..	..	..	..	..	..	..	..	..	..	..	..	..	..	1929-30
..	..	..	..	..	..	..	..	..	..	..	..	..	..	..	..	..	..	..	..	1930-31
..	..	..	..	..	..	..	..	..	..	..	..	..	..	..	..	..	..	..	..	1931-32
..	..	..	..	..	..	..	..	..	..	..	..	..	..	..	..	..	..	..	..	1932-33
..	..	..	..	..	..	..	..	..	..	..	..	..	..	..	..	..	..	..	..	1933-34



distinguishing their NATIONALITY, that ENTERED and CLEARED with CARGOES at each PORT in BRITISH from 1929-30 to 1933-34—continued

CLEARED WITH CARGOES																		PORT FROM WHICH CLEARED		
BRITISH				BRITISH INDIAN				FOREIGN				NATIVE CRAFT		TOTAL						
STEAM		SAILING		STEAM		SAILING		STEAM		SAILING		SAILING		STEAM		SAILING			STEAM AND SAILING	
vs.	tons	vs.	tons	vs.	tons	vs.	tons	vs.	tons	vs.	tons	vs.	tons	vs.	tons	vs.	tons	vs.	tons	
SIND—continued																				
SINGAPORE—																				
..	..	..	..	..	..	..	..	..	..	..	..	..	..	..	..	..	..	..	..	1929-30
..	..	..	..	..	..	..	..	..	..	..	..	..	..	..	..	..	..	..	..	1930-31
..	..	..	..	..	..	..	..	..	..	..	..	..	..	..	..	..	..	..	..	1931-32
..	..	..	..	..	..	..	..	..	..	..	..	..	..	..	..	..	..	..	..	1932-33
..	..	..	..	..	..	..	..	..	..	..	..	..	..	..	..	..	..	..	..	1933-34
TOTAL OF SUBORDINATE PORTS—																				
..	..	..	..	..	..	..	..	..	..	..	..	..	..	..	..	..	..	..	..	1929-30
..	..	..	..	..	..	..	..	..	..	..	..	..	..	..	..	..	..	..	..	1930-31
..	..	..	..	..	..	..	..	..	..	..	..	..	..	..	..	..	..	..	..	1931-32
..	..	..	..	..	..	..	..	..	..	..	..	..	..	..	..	..	..	..	..	1932-33
..	..	..	..	..	..	..	..	..	..	..	..	..	..	..	..	..	..	..	..	1933-34
TOTAL OF ALL PORTS IN SIND—																				
132	315,016	..	..	10	46,547	..	..	90	360,023	..	..	298	26,056	241	731,180	206	26,056	137	758,142	1929-30
154	373,930	..	..	15	87,558	..	..	84	315,068	..	..	369	33,420	253	720,556	350	33,420	612	759,976	1930-31
135	313,443	..	..	18	41,178	..	..	54	200,813	..	..	365	31,002	207	604,434	365	31,002	672	605,626	1931-32
141	314,670	..	..	10	22,690	..	..	43	152,895	..	..	330	27,100	104	500,265	339	27,100	533	527,361	1932-33
145	320,130	..	..	1	912	..	..	65	210,328	..	..	275	21,095	201	643,870	275	21,095	470	605,065	1933-34
MADRAS—																				
FORT SAINT GEORGE (CHIEF PORT)—																				
177	683,818	..	..	..	..	..	..	115	508,222	..	..	..	..	292	1,192,070	..	..	292	1,192,070	1929-30
100	428,099	..	..	..	..	..	..	83	356,221	..	..	2	348	183	784,920	2	348	185	785,268	1930-31
85	355,828	..	..	..	..	..	..	64	230,243	..	..	..	..	140	636,071	..	..	149	636,071	1931-32
63	200,465	..	..	1	3,006	2	480	33	146,827	..	..	..	..	97	410,208	2	480	99	410,778	1932-33
66	268,628	..	..	1	1,464	1	80	65	276,836	..	..	1	91	192	536,928	2	171	134	537,099	1933-34
GOPALPUR—																				
..	..	..	..	..	..	..	..	..	..	..	..	..	..	..	..	..	..	..	..	1929-30
..	..	..	..	..	..	..	..	..	..	..	..	..	..	..	..	..	..	..	..	1930-31
..	..	..	..	..	..	..	..	..	..	..	..	..	..	..	..	..	..	..	..	1931-32
..	..	..	..	..	..	..	..	..	..	..	..	..	..	..	..	..	..	..	..	1932-33
..	..	..	..	..	..	..	..	..	..	..	..	..	..	..	..	..	..	..	..	1933-34
CALINGAPATAN—																				
..	..	..	..	..	..	..	..	..	..	..	..	..	..	..	..	..	..	..	..	1929-30
..	..	..	..	..	..	..	..	..	..	..	..	..	..	..	..	..	..	..	..	1930-31
..	..	..	..	..	..	..	..	..	..	..	..	..	..	..	..	..	..	..	..	1931-32
..	..	..	..	..	..	..	..	..	..	..	..	..	..	..	..	..	..	..	..	1932-33
..	..	..	..	..	..	..	..	1	2,840	..	..	..	..	1	2,840	..	..	1	2,840	1933-34
VIZAGAPATAN—																				
3	30,278	..	..	..	..	..	..	6	24,469	..	..	..	..	0	38,747	..	..	0	38,747	1929-30
1	3,200	..	..	..	..	..	..	2	9,411	..	..	..	..	3	12,710	..	..	3	12,710	1930-31
1	4,516	..	..	..	..	..	..	1	4,516	..	..	..	..	1	4,516	..	..	1	4,516	1931-32
2	6,143	..	..	..	..	..	..	4	12,407	..	..	..	..	6	18,610	..	..	0	18,610	1932-33
3	8,823	..	..	..	..	..	..	6	16,113	..	..	..	..	8	24,936	..	..	8	24,936	1933-34
BIMLIPATAN—																				
1	2,805	..	..	..	..	..	..	3	14,095	..	..	..	..	4	16,960	..	..	4	16,960	1929-30
1	2,500	..	..	..	..	..	..	4	18,940	..	..	..	..	5	21,440	..	..	6	21,440	1930-31
..	..	..	..	..	..	..	..	2	9,293	..	..	..	..	2	9,293	..	..	2	9,293	1931-32
..	..	..	..	..	..	..	..	3	9,363	..	..	..	..	3	9,363	..	..	2	9,363	1932-33
2	5,584	..	..	..	..	..	..	1	2,606	..	..	..	..	3	8,190	..	..	3	8,190	1933-34

SHIPPING AT EACH PORT

No. 6—continued

NUMBER and TONNAGE of STEAM and SAILING VESSELS, including their REPEATED VOYAGES and INDIA, in each Official Year

PORT AT WHICH ENTERED	ENTERED WITH CARGOES																			
	BRITISH				BRITISH INDIAN				FOREIGN				NATIVE CRAFT		TOTAL					
	STEAM		SAILING		STEAM		SAILING		STEAM		SAILING		SAILING		STEAM		SAILING		STEAM AND SAILING	
	vs.	tons	vs.	tons	vs.	tons	vs.	tons	vs.	tons	vs.	tons	vs.	tons	vs.	tons	vs.	tons	vs.	tons
<b>MADRAS—continued</b>																				
<b>COGANADA—</b>																				
1929-30	1	3,334	..	..	..	..	1	70	1	3,191	..	..	..	..	2	0,525	1	70	3	0,595
1930-31	8	10,514	..	..	..	..	..	..	1	4,679	..	..	..	..	4	15,193	..	..	4	15,193
1931-32	1	5,860	..	..	..	..	..	..	1	4,507	..	..	..	..	2	10,367	..	..	2	10,367
1932-33	2	8,605	..	..	..	..	1	198	..	..	..	..	3	238	3	8,605	2	491	4	9,036
1933-34	4	10,120	..	..	..	..	..	..	3	13,405	..	..	..	..	7	20,531	..	..	7	20,531
<b>MASULIPATAM—</b>																				
1929-30	..	..	..	..	..	..	..	..	..	..	..	..	..	..	..	..	..	..	..	..
1930-31	..	..	..	..	..	..	..	..	..	..	..	..	26	1,193	..	..	26	1,193	26	1,193
1931-32	..	..	..	..	..	..	..	..	..	..	..	..	..	..	..	..	..	..	..	..
1932-33	..	..	..	..	..	..	1	78	..	..	..	..	10	837	..	..	11	915	11	915
1933-34	1	3,209	..	..	..	..	..	..	..	..	..	..	3	267	1	3,209	3	267	4	3,560
<b>NIZAMPATNAM—</b>																				
1929-30	..	..	..	..	..	..	..	..	..	..	..	..	..	..	..	..	..	..	..	..
1930-31	..	..	..	..	..	..	..	..	..	..	..	..	..	..	..	..	..	..	..	..
1931-32	..	..	..	..	..	..	..	..	..	..	..	..	..	..	..	..	..	..	..	..
1932-33	..	..	..	..	..	..	..	..	..	..	..	..	..	..	..	..	..	..	..	..
1933-34	..	..	..	..	..	..	..	..	..	..	..	..	..	..	..	..	..	..	..	..
<b>NARASAPUR—</b>																				
1929-30	..	..	..	..	..	..	..	..	..	..	..	..	..	..	..	..	..	..	..	..
1930-31	..	..	..	..	..	..	..	..	..	..	..	..	..	..	..	..	..	..	..	..
1931-32	..	..	..	..	..	..	..	..	..	..	..	..	..	..	..	..	..	..	..	..
1932-33	..	..	..	..	..	..	..	..	..	..	..	..	..	..	..	..	..	..	..	..
1933-34	..	..	..	..	..	..	..	..	..	..	..	..	..	..	..	..	..	..	..	..
<b>IPURPALAM—</b>																				
1929-30	..	..	..	..	..	..	..	..	..	..	..	..	..	..	..	..	..	..	..	..
1930-31	..	..	..	..	..	..	..	..	..	..	..	..	1	87	..	..	1	87	1	87
1931-32	..	..	..	..	..	..	..	..	..	..	..	..	..	..	..	..	..	..	..	..
1932-33	..	..	..	..	..	..	..	..	..	..	..	..	..	..	..	..	..	..	..	..
1933-34	..	..	..	..	..	..	..	..	..	..	..	..	..	..	..	..	..	..	..	..
<b>CUDDALORE—</b>																				
1929-30	8	11,101	8	268	..	..	2	122	..	..	..	..	11	433	3	11,101	16	823	19	11,924
1930-31	1	4,759	..	..	..	..	4	334	..	..	..	..	13	375	1	4,759	17	709	18	5,468
1931-32	8	12,539	..	..	..	..	..	8	10,600	..	..	..	..	6	23,139	..	..	6	23,139	
1932-33	1	8,495	..	..	..	..	1	80	1	2,046	..	..	11	337	2	6,441	12	417	14	6,858
1933-34	2	7,964	..	..	..	..	1	74	3	5,527	..	..	7	206	5	13,491	8	230	13	13,771
<b>PORTO NOVO—</b>																				
1929-30	6	23,440	..	..	..	..	2	120	1	3,924	..	..	22	806	7	32,364	24	926	31	33,290
1930-31	15	69,037	..	..	..	..	3	253	..	..	..	..	24	863	15	69,037	27	1,116	42	70,153
1931-32	13	61,468	..	..	..	..	..	..	..	..	..	..	..	18	61,468	..	..	18	61,468	
1932-33	..	..	..	..	..	..	..	..	..	..	..	..	23	843	..	..	23	843	23	843
1933-34	1	4,702	..	..	..	..	..	..	..	..	..	..	15	574	1	4,702	15	574	16	5,276
<b>TIRUMALAVASSI—</b>																				
1929-30	..	..	..	..	..	..	..	..	..	..	..	..	1	80	..	..	1	80	1	80
1930-31	..	..	..	..	..	..	..	..	..	..	..	..	8	123	..	..	8	123	8	123
1931-32	..	..	..	..	..	..	..	..	..	..	..	..	..	..	..	..	..	..	..	..
1932-33	..	..	..	..	..	..	..	..	..	..	..	..	1	32	..	..	1	32	1	32
1933-34	..	..	..	..	..	..	..	..	..	..	..	..	1	39	..	..	1	39	1	39
<b>TRANQUEBAR—</b>																				
1929-30	..	..	..	..	..	..	..	..	..	..	..	..	..	..	..	..	..	..	..	..
1930-31	..	..	..	..	..	..	..	..	..	..	..	..	..	..	..	..	..	..	..	..
1931-32	..	..	..	..	..	..	..	..	..	..	..	..	..	..	..	..	..	..	..	..
1932-33	..	..	..	..	..	..	..	..	..	..	..	..	..	..	..	..	..	..	..	..
1933-34	..	..	..	..	..	..	..	..	..	..	..	..	..	..	..	..	..	..	..	..
<b>NEGAPATAM—</b>																				
1929-30	28	126,445	..	..	..	..	5	401	..	..	..	..	7	549	29	130,213	12	950	41	131,163
1930-31	41	181,719	..	..	..	..	5	524	..	..	..	..	5	521	41	181,719	10	1,045	51	182,764
1931-32	34	142,722	..	..	..	..	..	..	..	..	..	..	..	34	142,722	..	..	34	142,722	
1932-33	28	130,390	..	..	..	..	7	686	..	..	..	..	9	609	28	130,390	16	1,335	44	131,775
1933-34	22	104,071	..	..	..	..	7	950	..	..	..	..	6	481	22	104,071	18	1,431	36	105,502



MADRAS  
SHIPPING AT EACH PORT

( 662 )

No. 6—continued

NUMBER and TONNAGE of STEAM and SAILING VESSELS, including their REPEATED VOYAGES and INDIA, in each Official Year

PORT AT WHICH ENTERED	ENTERED WITH CARGOES																			
	BRITISH				BRITISH INDIAN				FOREIGN				NATIVE CRAFT		TOTAL					
	STEAM		SAILING		STEAM		SAILING		STEAM		SAILING		SAILING		STEAM		SAILING		STEAM AND SAILING	
	vs.	tons	vs.	tons	vs.	tons	vs.	tons	vs.	tons	vs.	tons	vs.	tons	vs.	tons	vs.	tons	vs.	tons
MADRAS—continued																				
<b>VELANGANNI—</b>																				
1929-30	..	..	..	..	..	..	1	182	..	..	..	..	..	..	..	..	1	182	1	182
1930-31	..	..	..	..	..	..	..	..	..	..	..	..	..	..	..	..	..	..	..	..
1931-32	..	..	..	..	..	..	..	..	..	..	..	..	..	..	..	..	..	..	..	..
1932-33	..	..	..	..	..	..	..	..	..	..	..	..	..	..	..	..	..	..	..	..
1933-34	..	..	..	..	..	..	..	..	..	..	..	..	..	..	..	..	..	..	..	..
<b>TOPPUPURAI—</b>																				
1929-30	..	..	..	..	..	..	7	434	..	..	..	..	2	146	..	..	9	580	9	580
1930-31	..	..	..	..	..	..	1	38	..	..	..	..	4	314	..	..	5	350	5	350
1931-32	..	..	..	..	..	..	..	..	..	..	..	..	..	..	..	..	..	..	..	..
1932-33	..	..	..	..	..	..	..	..	..	..	..	..	..	..	..	..	..	..	..	..
1933-34	..	..	..	..	..	..	..	..	..	..	..	..	..	..	..	..	..	..	..	..
<b>POINT CALDERE—</b>																				
1929-30	..	..	..	..	..	..	..	..	..	..	..	..	..	..	..	..	..	..	..	..
1930-31	..	..	..	..	..	..	..	..	..	..	..	..	1	45	..	..	1	45	1	45
1931-32	..	..	..	..	..	..	..	..	..	..	..	..	..	..	..	..	..	..	..	..
1932-33	..	..	..	..	..	..	..	..	..	..	..	..	..	..	..	..	..	..	..	..
1933-34	..	..	..	..	..	..	..	..	..	..	..	..	..	..	..	..	..	..	..	..
<b>KUTUPPET—</b>																				
1929-30	..	..	..	..	..	..	..	..	..	..	..	..	..	..	..	..	..	..	..	..
1930-31	..	..	..	..	..	..	..	..	..	..	..	..	..	..	..	..	..	..	..	..
1931-32	..	..	..	..	..	..	..	..	..	..	..	..	..	..	..	..	..	..	..	..
1932-33	..	..	..	..	..	..	..	..	..	..	..	..	..	..	..	..	..	..	..	..
1933-34	..	..	..	..	..	..	..	..	..	..	..	..	..	..	..	..	..	..	..	..
<b>ADIRAMPATNAM—</b>																				
1929-30	..	..	..	..	..	..	20	926	..	..	..	..	2	146	..	..	22	1,072	22	1,072
1930-31	..	..	..	..	..	..	16	947	..	..	..	..	2	204	..	..	18	1,211	18	1,211
1931-32	..	..	..	..	..	..	..	..	..	..	..	..	..	..	..	..	..	..	..	..
1932-33	..	..	..	..	..	..	24	1,343	..	..	..	..	3	319	..	..	27	1,662	27	1,662
1933-34	..	..	..	..	..	..	20	1,784	..	..	..	..	11	703	..	..	31	2,487	31	2,487
<b>AMMAPATNAM—</b>																				
1929-30	..	..	..	..	..	..	..	..	..	..	..	..	..	..	..	..	..	..	..	..
1930-31	..	..	..	..	..	..	1	38	..	..	..	..	..	..	..	..	1	38	1	38
1931-32	..	..	..	..	..	..	..	..	..	..	..	..	..	..	..	..	..	..	..	..
1932-33	..	..	..	..	..	..	1	56	..	..	..	..	..	..	..	..	1	56	1	56
1933-34	..	..	..	..	..	..	..	..	..	..	..	..	..	..	..	..	..	..	..	..
<b>KILAKARI—</b>																				
1929-30	..	..	..	..	..	..	..	..	..	..	..	..	..	..	..	..	..	..	..	..
1930-31	..	..	..	..	..	..	..	..	..	..	..	..	1	28	..	..	1	28	1	28
1931-32	..	..	..	..	..	..	..	..	..	..	..	..	..	..	..	..	..	..	..	..
1932-33	..	..	..	..	..	..	1	55	..	..	..	..	..	..	..	..	1	55	1	55
1933-34	..	..	..	..	..	..	..	..	..	..	..	..	..	..	..	..	..	..	..	..
<b>DEVIPATNAM—</b>																				
1929-30	..	..	..	..	..	..	..	..	..	..	..	..	..	..	..	..	..	..	..	..
1930-31	..	..	..	..	..	..	..	..	..	..	..	..	..	..	..	..	..	..	..	..
1931-32	..	..	..	..	..	..	..	..	..	..	..	..	..	..	..	..	..	..	..	..
1932-33	..	..	..	..	..	..	..	..	..	..	..	..	..	..	..	..	..	..	..	..
1933-34	..	..	..	..	..	..	..	..	..	..	..	..	..	..	..	..	..	..	..	..
<b>PANNAV—</b>																				
1929-30	..	..	..	..	..	..	8	490	..	..	..	..	2	57	..	..	6	547	6	547
1930-31	..	..	..	..	..	..	..	..	..	..	..	..	..	..	..	..	..	..	..	..
1931-32	..	..	..	..	..	..	..	..	..	..	..	..	..	..	..	..	..	..	..	..
1932-33	..	..	..	..	..	..	8	256	..	..	..	..	..	..	..	..	..	..	..	..
1933-34	..	..	..	..	..	..	1	120	..	..	..	..	4	137	..	..	5	257	5	257









SHIPPING AT EACH PORT

No. 6—continued

NUMBER and TONNAGE of STEAM and SAILING VESSELS, including their REPEATED VOYAGES and INDIA, in each Official Year

PORT AT WHICH ENTERED	ENTERED WITH CARGOES																			
	BRITISH				BRITISH INDIAN				FOREIGN				NATIVE CRAFT		TOTAL					
	STEAM		SAILING		STEAM		SAILING		STEAM		SAILING		SAILING		STEAM		SAILING		STEAM AND SAILING	
	vs.	tons	vs.	tons	vs.	tons	vs.	tons	vs.	tons	vs.	tons	vs.	tons	vs.	tons	vs.	tons	vs.	tons
<b>MADRAS—concluded</b>																				
<b>CANNANORE—</b>																				
1929-30	..	..	..	..	..	..	..	..	..	..	..	..	..	..	..	..	..	..	..	..
1930-31	..	..	..	..	..	..	..	..	..	..	..	..	..	..	..	..	..	..	..	..
1931-32	..	..	..	..	..	..	..	..	..	..	..	..	..	..	..	..	..	..	..	..
1932-33	..	..	..	..	..	..	..	..	..	..	..	..	..	..	..	..	..	..	..	..
1933-34	..	..	..	..	..	..	..	..	..	..	..	..	..	..	..	..	..	..	..	..
<b>TELLICHERRY—</b>																				
1929-30	2	0,250	..	..	..	..	..	..	..	..	..	..	..	2	6,250	..	..	2	..	2,600
1930-31	1	2,928	..	..	..	..	..	..	..	..	..	..	..	1	2,028	..	..	1	..	2,928
1931-32	2	5,557	..	..	..	..	..	1	4,862	..	..	..	..	3	10,409	..	..	3	..	10,409
1932-33	..	..	..	..	..	..	..	..	..	..	..	..	..	..	..	..	..	..	..	..
1933-34	1	3,048	..	..	..	..	..	..	..	..	..	..	..	1	3,048	..	..	1	..	3,048
<b>KASABAGOD—</b>																				
1929-30	..	..	..	..	..	..	..	..	..	..	..	..	..	..	..	..	..	..	..	..
1930-31	..	..	..	..	..	..	..	..	..	..	..	..	..	..	..	..	..	..	..	..
1931-32	..	..	..	..	..	..	..	..	..	..	..	..	..	..	..	..	..	..	..	..
1932-33	..	..	..	..	..	..	..	..	..	..	..	..	..	..	..	..	..	..	..	..
1933-34	..	..	..	..	..	..	..	..	..	..	..	..	..	..	..	..	..	..	..	..
<b>CALICUT—</b>																				
1929-30	20	60,646	3	376	..	..	2	275	3	10,188	..	..	1	88	33	76,728	6	739	20	77,467
1930-31	16	47,110	..	..	..	..	1	74	8	27,703	..	..	6	892	24	74,903	7	950	31	76,859
1931-32	8	21,566	..	..	1	278	..	..	8	22,743	..	..	..	17	48,867	..	..	17	..	48,867
1932-33	5	16,067	..	..	..	..	..	..	1	3,351	..	..	2	242	6	19,451	2	242	8	19,693
1933-34	3	8,254	..	..	..	..	..	..	4	10,768	..	..	1	74	7	19,022	1	74	8	19,006
<b>BADAGARA—</b>																				
1929-30	..	..	..	..	..	..	..	..	..	..	..	..	..	..	..	..	..	..	..	..
1930-31	..	..	..	..	..	..	..	..	..	..	..	..	..	..	..	..	..	..	..	..
1931-32	..	..	..	..	..	..	..	..	..	..	..	..	..	..	..	..	..	..	..	..
1932-33	..	..	..	..	..	..	..	..	..	..	..	..	..	1	29	..	..	1	29	1
1933-34	..	..	..	..	1	298	..	..	..	..	..	..	..	1	298	..	..	1	..	298
<b>POONANI—</b>																				
1929-30	..	..	..	..	..	..	..	..	..	..	..	..	..	..	..	..	..	..	..	..
1930-31	..	..	..	..	..	..	..	..	..	..	..	..	..	..	..	..	..	..	..	..
1931-32	..	..	..	..	..	..	..	..	..	..	..	..	..	..	..	..	..	..	..	..
1932-33	..	..	..	..	..	..	..	..	..	..	..	..	..	..	..	..	..	..	..	..
1933-34	..	..	..	..	2	1,651	..	..	..	..	..	..	..	2	1,651	..	..	2	..	1,651
<b>COCHIN—</b>																				
1929-30	25	77,845	..	..	..	..	..	4	11,827	..	..	4	132	20	89,672	4	132	33	..	80,804
1930-31	24	72,567	..	..	..	..	..	16	52,429	..	..	4	131	40	124,996	4	131	44	..	125,127
1931-32	25	80,929	..	..	2	4,065	..	..	13	45,553	..	..	..	40	131,147	..	..	40	..	131,147
1932-33	16	61,641	..	..	..	..	2	244	7	25,584	..	..	5	244	23	87,225	7	488	30	87,713
1933-34	19	61,561	..	..	..	..	1	64	18	68,254	..	..	..	37	129,815	1	64	38	..	129,879
<b>DHANUSHKODI—</b>																				
1929-30	375	109,315	..	..	..	..	..	..	..	..	..	..	..	375	109,315	..	..	375	..	109,315
1930-31	369	139,113	..	..	..	..	..	..	..	..	..	..	..	1	20	369	1	20	370	139,133
1931-32	344	131,106	..	..	..	..	..	..	..	..	..	..	..	..	..	..	..	..	..	131,106
1932-33	370	139,490	..	..	..	..	1	88	..	..	..	..	..	370	139,490	1	88	371	..	139,578
1933-34	365	137,605	..	..	..	..	..	..	..	..	..	..	..	365	137,605	..	..	365	..	137,605
<b>TOTAL OF SUBORDINATE PORTS—</b>																				
1929-30	511	767,109	6	644	..	..	80	7,358	27	109,795	..	..	69	3,500	638	876,904	155	11,802	793	888,706
1930-31	310	849,687	1	86	..	..	51	5,085	41	158,336	..	..	109	6,841	657	1,006,023	181	12,012	818	1,018,035
1931-32	573	768,093	..	..	5	9,788	..	..	48	169,838	..	..	..	626	947,719	..	..	626	..	947,719
1932-33	372	702,747	..	..	..	..	69	6,713	34	122,539	..	..	90	5,238	606	825,280	159	12,001	765	837,287
1933-34	582	760,721	1	283	3	1,949	51	5,798	40	191,800	..	..	69	4,859	634	954,476	121	10,440	755	964,916
<b>TOTAL OF ALL PORTS IN MADRAS—</b>																				
1929-30	854	1,095,277	6	644	..	..	80	7,358	101	666,391	..	..	70	3,047	1015	2,361,068	156	11,949	1,171	2,373,017
1930-31	508	1,618,359	1	86	..	..	51	5,085	165	687,721	..	..	112	7,170	978	2,306,060	164	12,341	1,137	2,318,421
1931-32	752	1,469,819	1	74	5	9,788	67	6,321	162	643,559	..	..	81	4,660	919	2,123,160	149	11,056	1,068	2,134,221
1932-33	679	1,125,707	..	..	..	..	73	7,189	112	443,525	..	..	91	5,387	701	1,560,322	164	12,576	955	1,581,898
1933-34	714	1,263,487	1	283	3	1,949	51	5,798	147	590,561	..	..	69	4,859	804	1,856,997	121	10,440	985	1,866,437

distinguishing their NATIONALITY, that ENTERED and CLEARED with CARGOES at each PORT in BRITISH from 1929-30 to 1933-34—continued

CLEARED WITH CARGOES																		PORT FROM WHICH CLEARED		
BRITISH				BRITISH INDIAN				FOREIGN				NATIVE CRAFT		TOTAL						
STEAM		SAILING		STEAM		SAILING		STEAM		SAILING		SAILING		STEAM		SAILING			STEAM AND SAILING	
vs.	tons	vs.	tons	vs.	tons	vs.	tons	vs.	tons	vs.	tons	vs.	tons	vs.	tons	vs.	tons	vs.	tons	
MADRAS—concluded																				
CANNANORE—																				
..	..	..	..	..	..	..	..	..	..	..	..	..	..	..	..	..	..	..	..	1929-30
..	..	..	..	..	..	..	..	..	..	..	..	..	..	..	..	..	..	..	..	1930-31
..	..	..	..	..	..	..	..	..	..	..	..	..	..	..	..	..	..	..	..	1931-32
..	..	..	..	..	..	..	..	..	..	..	..	..	..	..	..	..	..	..	..	1932-33
1	3,424	..	..	2	581	..	..	..	..	..	..	..	..	8	4,005	..	..	3	4,005	1933-34
TENCHERRY—																				
0	20,078	..	..	..	..	..	..	1	3,199	..	..	..	..	7	23,277	..	..	7	23,277	1929-30
2	7,597	..	..	..	..	..	..	1	4,236	..	..	..	..	3	11,803	..	..	3	11,803	1930-31
2	7,582	..	..	..	..	..	..	3	10,494	..	..	..	..	5	18,076	..	..	5	18,076	1931-32
1	3,702	..	..	..	..	..	..	4	12,252	..	..	..	..	5	15,954	..	5	5	15,954	1932-33
..	..	..	..	1	2,527	..	..	5	15,081	..	..	..	..	6	17,008	..	..	6	17,008	1933-34
KASARAGOD—																				
..	..	..	..	..	..	..	..	..	..	..	..	..	..	..	..	..	..	..	..	1929-30
..	..	..	..	..	..	..	..	..	..	..	..	..	..	..	..	..	..	..	..	1930-31
..	..	..	..	..	..	..	..	..	..	..	..	..	..	..	..	..	..	..	..	1931-32
..	..	..	..	..	..	..	..	..	..	..	..	..	..	..	..	..	..	..	..	1932-33
..	..	..	..	..	..	..	..	..	..	..	..	..	..	..	..	..	..	..	..	1933-34
CALICUT—																				
16	47,673	18	1,556	..	..	17	2,128	9	29,415	..	..	41	6,151	25	77,088	76	9,835	101	86,923	1929-30
13	38,029	..	..	1	110	24	2,849	15	52,437	..	..	40	5,090	29	90,585	64	8,539	93	90,124	1930-31
6	20,207	3	203	..	..	18	2,432	9	23,959	..	..	44	5,720	15	44,250	66	8,355	80	52,611	1931-32
5	15,150	1	61	..	..	22	2,838	4	9,583	..	..	60	8,517	9	25,033	8	11,440	98	36,479	1932-33
15	54,043	..	..	..	..	24	2,808	10	25,635	..	..	60	9,461	25	80,278	84	9,257	109	89,536	1933-34
BADAGANA—																				
..	..	..	..	..	..	..	..	..	..	..	..	..	..	..	..	..	..	..	..	1929-30
..	..	..	..	..	..	..	..	..	..	..	..	..	..	..	..	..	..	..	..	1930-31
..	..	..	..	..	..	..	..	..	..	..	..	..	..	..	..	..	..	..	..	1931-32
..	..	..	..	..	..	..	..	..	..	..	..	..	..	..	..	..	..	..	..	1932-33
..	..	..	..	..	..	..	..	..	..	..	..	..	..	..	..	..	..	..	..	1933-34
PONDANI—																				
..	..	..	..	..	..	4	354	..	..	..	..	3	316	..	..	7	700	7	700	1929-30
..	..	..	..	..	..	2	267	..	..	..	..	..	..	..	..	2	267	2	267	1930-31
..	..	..	..	..	..	1	193	..	..	..	..	2	249	..	..	3	442	3	442	1931-32
..	..	..	..	..	..	..	..	..	..	..	..	5	466	..	..	5	466	5	466	1932-33
..	..	..	..	..	..	..	..	..	..	..	..	2	204	..	..	2	204	2	204	1933-34
COCHIN—																				
41	124,719	..	..	..	..	1	64	1	3,126	..	..	10	362	42	127,845	11	426	53	128,271	1929-30
44	140,228	..	..	..	..	5	622	2	6,184	..	..	11	390	46	146,412	16	1,012	62	147,424	1930-31
35	113,261	..	..	4	2,186	1	152	7	20,218	..	..	9	992	46	135,665	10	844	56	136,509	1931-32
4	11,303	..	..	1	530	6	772	3	6,779	..	..	8	520	8	18,617	14	1,292	22	19,909	1932-33
18	64,254	..	..	5	2,403	1	155	9	35,249	..	..	9	924	32	101,906	10	779	42	102,685	1933-34
371	111,262	..	..	..	..	..	..	..	..	..	..	..	..	374	111,262	..	..	374	111,262	1929-30
370	139,490	..	..	..	..	..	..	..	..	..	..	..	..	370	139,490	..	..	370	139,490	1930-31
348	131,196	..	..	..	..	..	..	..	..	..	..	..	..	348	131,196	..	..	348	131,196	1931-32
370	139,490	..	..	..	..	..	..	..	..	..	..	..	..	370	139,490	..	..	370	139,490	1932-33
364	137,605	..	..	..	..	..	..	..	..	..	..	..	..	364	137,605	..	..	364	137,605	1933-34
TOTAL OF SUBORDI-NATE PORTS—																				
656	921,850	18	1,556	..	..	177	14,508	64	250,854	..	..	197	10,815	720	1,172,713	392	35,374	1,112	1,208,087	1929-30
641	950,244	3	318	2	4,878	161	15,711	80	323,900	..	..	182	15,397	723	1,276,922	326	31,456	1,049	1,310,378	1930-31
579	789,228	3	203	4	2,186	109	10,299	74	290,108	..	..	157	14,301	657	1,081,522	289	24,803	926	1,106,325	1931-32
570	606,059	4	382	1	530	130	12,340	58	200,936	..	..	183	16,141	629	862,174	317	28,363	946	891,537	1932-33
585	750,111	2	172	12	11,005	123	10,976	70	274,470	..	..	224	16,345	676	1,035,646	340	27,487	1,025	1,063,132	1933-34
TOTAL OF ALL PORTS IN MADRAS—																				
693	1,605,707	18	1,556	..	..	177	14,508	179	759,076	..	..	197	19,315	1,012	2,304,788	392	35,374	1,404	2,400,157	1929-30
741	1,378,948	3	348	2	4,878	161	15,711	663	680,021	..	..	194	15,745	906	2,002,842	326	31,804	1,234	2,095,646	1930-31
664	1,145,050	3	203	4	2,186	109	10,299	138	570,951	..	..	167	14,301	896	1,718,193	289	24,803	1,075	1,742,996	1931-32
633	921,124	4	382	2	3,535	132	12,820	91	347,812	..	..	183	16,141	726	1,272,472	319	29,343	1,045	1,301,815	1932-33
651	1,003,730	2	172	13	12,529	124	11,050	144	551,306	..	..	225	16,430	803	1,572,574	351	27,658	1,159	1,600,232	1933-34

SHIPPING AT EACH PORT

No. 6—concluded

NUMBER and TONNAGE of STEAM and SAILING VESSELS, including their REPEATED VOYAGES and INDIA, in each Official Year

PORT AT WHICH ENTERED	ENTERED WITH CARGOES																			
	BRITISH				BRITISH INDIAN				FOREIGN				NATIVE CRAFT		TOTAL					
	STEAM		SAILING		STEAM		SAILING		STEAM		SAILING		SAILING		STEAM		SAILING		STEAM AND SAILING	
vs.	tons	vs.	tons	vs.	tons	vs.	tons	vs.	tons	vs.	tons	vs.	tons	vs.	tons	vs.	tons	vs.	tons	
<b>BURMA--</b>																				
<b>HANGOON (CHIEF PORT)--</b>																				
1929-30	243	776,943	..	..	5	16,338	..	..	131	404,264	..	..	..	..	370	1,197,550	..	..	370	1,197,550
1930-31	174	643,208	..	..	8	24,048	1	297	139	373,181	..	..	..	..	321	1,040,437	1	297	322	1,040,734
1931-32	178	677,734	..	..	3	10,012	..	..	127	327,165	..	..	..	..	303	1,014,911	..	..	303	1,014,911
1932-33	169	678,393	..	..	..	..	..	..	110	300,259	..	..	..	..	270	978,052	..	..	270	978,052
1933-34	171	630,957	..	..	..	..	..	..	110	314,155	..	..	..	..	281	995,112	..	..	281	995,112
<b>ARYAB--</b>																				
1929-30	..	..	..	..	..	7	1,797	..	..	..	..	..	..	..	..	..	7	1,797	7	1,797
1930-31	2	2,805	..	..	..	..	..	..	..	..	..	..	..	..	2	2,805	..	..	2	2,805
1931-32	..	..	..	..	..	..	..	..	..	..	..	..	..	..	..	..	..	..	..	..
1932-33	..	..	..	..	..	..	..	..	..	..	..	..	..	..	..	..	..	..	..	..
1933-34	..	..	..	..	..	..	..	..	..	..	..	..	..	..	..	..	..	..	..	..
<b>DASSEIN--</b>																				
1929-30	..	..	..	..	..	..	..	2	5,185	..	..	..	..	..	2	5,185	..	..	2	5,185
1930-31	..	..	..	..	..	..	..	4	11,158	..	..	..	..	..	4	11,158	..	..	4	11,158
1931-32	..	..	..	..	..	..	..	..	..	..	..	..	..	..	..	..	..	..	..	..
1932-33	..	..	..	..	..	..	..	..	..	..	..	..	..	..	..	..	..	..	..	..
1933-34	1	3,026	..	..	..	..	..	1	2,950	..	..	..	..	..	2	5,976	..	..	2	5,976
<b>MERGUI--</b>																				
1929-30	19	19,399	..	..	..	..	..	..	..	..	..	1	13	19	19,399	1	13	20	19,412	
1930-31	27	26,901	..	..	..	..	..	..	..	..	..	15	879	27	26,901	15	879	42	27,780	
1931-32	27	27,063	..	..	..	..	..	..	..	..	..	9	447	27	27,063	9	447	36	27,510	
1932-33	29	13,091	..	..	..	..	2	210	..	..	..	10	266	28	16,691	12	476	40	17,167	
1933-34	27	13,275	..	..	..	..	..	..	..	3	206	7	135	27	13,275	10	341	37	13,616	
<b>MOULMEIN--</b>																				
1929-30	7	8,659	..	..	..	..	..	..	..	..	..	..	..	7	8,659	..	..	7	8,659	
1930-31	20	18,926	..	..	..	..	..	..	..	..	..	..	..	20	18,926	..	..	20	18,926	
1931-32	41	41,277	..	..	..	..	..	..	..	..	..	2	71	41	41,277	2	71	43	41,348	
1932-33	5	3,246	..	..	..	..	..	1	5,481	..	..	2	77	6	8,727	2	77	8	8,804	
1933-34	13	8,510	..	..	..	..	1	174	..	..	..	..	13	8,510	1	174	14	8,684		
<b>SANDOWAY--</b>																				
1929-30	..	..	..	..	..	..	..	..	..	..	..	..	..	..	..	..	..	..	..	..
1930-31	..	..	..	..	..	..	..	..	..	..	..	..	..	..	..	..	..	..	..	..
1931-32	..	..	..	..	..	..	..	..	..	..	..	..	..	..	..	..	..	..	..	..
1932-33	..	..	..	..	..	..	..	..	..	..	..	..	..	..	..	..	..	..	..	..
1933-34	..	..	..	..	..	..	..	2	50	..	..	..	..	2	50	..	..	2	50	
<b>TAVOY--</b>																				
1929-30	..	..	..	..	..	..	..	1	247	..	..	2	198	1	247	2	198	3	445	
1930-31	..	..	..	..	..	..	..	..	..	..	..	15	1,328	..	..	15	1,328	15	1,328	
1931-32	..	..	..	..	..	..	..	..	..	..	..	27	2,468	..	..	27	2,463	27	2,463	
1932-33	..	..	..	..	..	2	412	..	..	..	..	5	164	..	..	7	576	7	576	
1933-34	..	..	..	..	5	965	..	..	..	..	..	3	44	5	965	3	44	8	1,009	
<b>VICTORIA POINT--</b>																				
1929-30	73	68,867	..	..	..	..	..	..	..	..	..	21	158	73	68,867	21	158	94	64,025	
1930-31	27	25,946	..	..	..	..	..	..	..	..	..	9	105	27	25,946	9	105	36	26,051	
1931-32	27	27,533	..	..	..	..	..	..	..	..	..	8	36	27	27,533	8	36	35	27,569	
1932-33	23	21,861	..	..	..	..	..	..	..	..	..	14	127	23	21,861	14	127	37	21,938	
1933-34	23	27,408	..	..	..	..	..	..	..	2	7	22	114	23	27,408	24	121	52	27,529	
<b>TOTAL OF SUBORDINATE PORTS--</b>																				
1929-30	99	81,925	..	..	..	7	1,797	3	5,132	..	..	24	360	102	87,357	31	2,166	138	60,523	
1930-31	76	74,578	..	..	..	..	..	4	11,158	..	..	39	2,312	80	85,736	39	2,312	119	86,048	
1931-32	95	95,873	..	..	..	..	..	..	..	..	..	46	3,017	95	95,873	46	3,017	141	98,890	
1932-33	56	41,793	..	..	..	4	622	1	5,481	..	..	31	634	57	47,279	35	1,256	92	48,535	
1933-34	69	52,219	..	..	5	965	1	174	3	3,000	5	213	32	293	77	56,184	38	630	115	60,804
<b>TOTAL OF ALL PORTS IN BURMA--</b>																				
1929-30	842	858,973	..	..	5	16,338	7	1,797	134	409,696	..	..	24	369	481	1,284,907	31	2,166	512	1,297,073
1930-31	250	717,786	..	..	8	24,048	1	207	113	384,339	..	..	39	2,312	401	1,126,773	40	2,600	141	1,128,782
1931-32	268	773,007	..	..	3	10,012	..	..	127	327,165	..	..	46	3,017	398	1,110,734	46	3,017	144	1,113,803
1932-33	225	720,191	..	..	..	..	4	622	111	305,740	..	..	31	634	336	1,025,931	35	1,256	371	1,027,187
1933-34	240	733,176	..	..	5	965	1	174	113	317,155	5	213	32	393	353	1,051,296	38	630	395	1,051,976





SHIPPING AT EACH PORT

distinguishing their NATIONALITY, that ENTERED and CLEARED in BALLAST at each PORT in BRITISH from 1929-30 to 1933-1934

CLEARED IN BALLAST																PORT FROM WHICH CLEARED				
BRITISH				BRITISH INDIAN				FOREIGN				NATIVE CRAFT		TOTAL						
STEAM		SAILING		STEAM		SAILING		STEAM		SAILING		SAILING		STEAM			SAILING		STEAM AND SAILING	
vs.	tons	vs.	tons	vs.	tons	vs.	tons	vs.	tons	vs.	tons	vs.	tons	vs.	tons	vs.	tons	vs.	tons	
<b>BENGAL—</b>																				
<b>CALCUTTA (CHIEF PORT)—</b>																				
38	127,264	..	..	..	..	..	..	14	58,493	..	..	..	..	32	180,762	..	..	52	180,762	1929-30
37	116,788	1	149	..	..	..	..	26	97,496	..	..	..	..	68	214,284	1	149	64	214,433	1930-31
17	62,309	..	..	..	..	..	..	21	86,193	..	..	..	..	38	148,562	..	..	38	148,562	1931-32
20	80,146	..	..	..	..	..	..	12	37,020	..	..	..	..	32	117,766	..	..	32	117,766	1932-33
10	38,123	..	..	..	..	..	..	18	46,102	..	..	..	..	23	84,225	..	..	23	84,225	1933-34
•																				
<b>CHITTAGONG—</b>																				
2	7,274	..	..	..	..	..	..	..	..	..	..	..	..	2	7,274	..	..	2	7,274	1929-30
4	14,096	..	..	..	..	..	..	..	..	..	..	..	..	4	14,096	..	..	4	14,096	1930-31
2	8,549	..	..	..	..	..	..	1	5,215	..	..	..	..	8	13,764	..	..	3	13,764	1931-32
4	18,884	..	..	..	..	..	..	..	..	..	..	..	..	4	18,884	..	..	4	18,884	1932-33
2	7,470	..	..	..	..	..	..	..	..	..	..	..	..	2	7,470	..	..	2	7,470	1933-34
<b>TOTAL OF ALL PORTS IN BENGAL—</b>																				
40	184,538	..	..	..	..	..	..	14	58,498	..	..	..	..	54	188,036	..	..	54	188,036	1929-30
41	130,884	1	149	..	..	..	..	26	97,496	..	..	..	..	67	228,360	1	149	68	228,520	1930-31
19	70,918	..	..	..	..	..	..	22	92,408	..	..	..	..	41	162,326	..	..	41	162,326	1931-32
24	94,629	..	..	..	..	..	..	12	37,020	..	..	..	..	36	131,649	..	..	36	131,649	1932-33
12	45,598	..	..	..	..	..	..	18	46,102	..	..	..	..	25	91,605	..	..	25	91,605	1933-34
<b>BOMBAY—</b>																				
<b>BOMBAY (CHIEF PORT)—</b>																				
58	218,569	..	..	..	..	..	..	14	64,365	..	..	1	56	72	277,934	1	56	73	277,990	1929-30
39	151,078	..	..	..	..	..	..	26	96,689	..	..	3	323	65	247,702	3	323	68	249,085	1930-31
40	172,538	..	..	..	..	..	..	14	43,303	..	..	1	56	54	215,836	1	56	55	215,892	1931-32
34	135,644	..	..	..	..	..	..	26	86,891	..	..	3	277	60	222,535	3	277	63	222,812	1932-33
24	101,549	..	..	..	..	..	..	23	97,726	..	..	7	558	47	199,275	7	558	54	199,833	1933-34
<b>DRAOON—</b>																				
..	..	..	..	..	..	..	..	..	..	..	..	..	..	..	..	..	..	..	..	1929-30
..	..	..	..	..	..	..	..	..	..	..	..	..	..	..	..	..	..	..	..	1930-31
..	..	..	..	..	..	..	..	..	..	..	..	..	..	..	..	..	..	..	..	1931-32
..	..	..	..	..	..	..	..	..	..	..	..	..	..	..	..	..	..	..	..	1932-33
..	..	..	..	..	..	..	..	..	..	..	..	..	..	..	..	..	..	..	..	1933-34
<b>KARAKJA—</b>																				
..	..	..	..	..	..	..	..	..	..	..	..	..	..	..	..	..	..	..	..	1929-30
..	..	..	..	..	..	..	..	..	..	..	..	..	..	..	..	..	..	..	..	1930-31
..	..	..	..	..	..	..	..	..	..	..	..	..	..	..	..	..	..	..	..	1931-32
..	..	..	..	..	..	..	..	..	..	..	..	..	..	..	..	..	..	..	..	1932-33
..	..	..	..	..	..	..	..	..	..	..	..	..	..	..	..	..	..	..	..	1933-34
<b>URAN—</b>																				
..	..	..	..	..	..	..	..	..	..	..	..	..	..	..	..	..	..	..	..	1929-30
..	..	..	..	..	..	..	..	..	..	..	..	1	86	..	..	1	86	1	86	1930-31
..	..	..	..	..	..	..	..	..	..	..	..	..	..	..	..	..	..	..	..	1931-32
..	..	..	..	..	..	..	..	..	..	..	..	..	..	..	..	..	..	..	..	1932-33
..	..	..	..	..	..	..	..	..	..	..	..	..	..	..	..	..	..	..	..	1933-34

BOMBAY—SIND—MADRAS  
SHIPPING AT EACH PORT

( 672 )

No. 7—continued

NUMBER and TONNAGE of STEAM and SAILING VESSELS, including their REPEATED VOYAGES on INDIA, in each Official Year

PORT AT WHICH ENTERED	ENTERED IN BALLAST																			
	BRITISH				BRITISH INDIAN				FOREIGN				NATIVE CRAFT		TOTAL					
	STEAM		SAILING		STEAM		SAILING		STEAM		SAILING		SAILING		STEAM		SAILING		STEAM AND SAILING	
	vs.	tons	vs.	tons	vs.	tons	vs.	tons	vs.	tons	vs.	tons	vs.	tons	vs.	tons	vs.	tons	vs.	tons
<b>BOMBAY—continued</b>																				
<b>TOTAL OF SUBORDINATE PORTS—</b>																				
1929-30	..	..	..	..	..	..	..	..	..	..	..	..	..	..	..	..	..	..	..	..
1930-31	..	..	..	..	..	..	..	..	..	..	..	..	..	..	..	..	..	..	..	..
1931-32	..	..	..	..	..	..	..	..	..	..	..	..	..	..	..	..	..	..	..	..
1932-33	..	..	..	..	..	..	..	..	..	..	..	..	..	..	..	..	..	..	..	..
1933-34	..	..	..	..	..	..	..	..	..	..	..	..	..	..	..	..	..	..	..	..
<b>TOTAL OF ALL PORTS IN BOMBAY—</b>																				
1929-30	28	57,411	..	..	..	..	..	7	40,218	..	..	..	..	30	97,629	..	..	30	97,629	..
1930-31	18	89,753	..	..	..	..	..	11	52,044	..	..	..	..	29	135,797	..	..	29	135,797	..
1931-32	11	65,427	..	..	..	..	..	12	40,530	..	..	..	..	28	106,968	..	..	28	106,968	..
1932-33	19	40,001	..	..	..	..	..	5	20,722	..	..	..	..	18	60,723	..	..	18	60,723	..
1933-34	20	85,131	..	..	..	..	..	15	57,788	..	..	1	121	44	143,214	1	124	45	148,338	..
<b>SIND—</b>																				
<b>KARACHI (CHIEF PORT)—</b>																				
1929-30	11	34,163	..	..	8	22,877	..	..	9	26,722	..	..	45	4,150	29	91,062	45	4,150	74	98,212
1930-31	13	40,010	..	..	6	15,158	..	..	5	14,016	..	..	107	10,658	24	69,214	107	10,658	131	79,772
1931-32	10	30,574	..	..	5	11,120	..	..	3	7,958	..	..	111	9,551	18	49,647	111	9,551	129	59,198
1932-33	7	25,297	..	..	9	20,009	..	..	14	40,118	..	..	102	8,479	30	91,509	102	8,479	132	99,988
1933-34	13	41,460	..	..	..	..	..	15	58,558	..	..	107	8,702	28	100,024	107	8,702	135	108,726	..
<b>MADRAS—</b>																				
<b>FORT SAINT GEORGE (CHIEF PORT)—</b>																				
1929-30	6	20,439	..	..	..	2	146	1	1,852	..	..	1	93	7	22,291	3	229	10	22,520	..
1930-31	5	17,752	..	..	1	4,049	..	..	6	26,795	..	..	1	174	12	49,496	1	174	13	49,670
1931-32	1	2,107	..	..	..	..	..	6	21,943	..	..	..	..	7	27,050	..	..	7	27,050	..
1932-33	1	2,602	..	..	..	1	88	6	18,661	..	..	1	123	7	21,263	2	206	9	21,469	..
1933-34	2	16,323	..	..	..	..	..	8	31,093	..	..	..	..	10	48,016	..	..	10	48,016	..
<b>GOPALPUR—</b>																				
1929-30	..	..	..	..	..	..	..	..	..	..	..	..	..	..	..	..	..	..	..	..
1930-31	..	..	..	..	..	..	..	..	..	..	..	..	..	..	..	..	..	..	..	..
1931-32	..	..	..	..	..	..	..	..	..	..	..	..	..	..	..	..	..	..	..	..
1932-33	..	..	..	..	..	..	..	..	..	..	..	..	..	..	..	..	..	..	..	..
1933-34	..	..	..	..	..	..	..	..	..	..	..	..	..	..	..	..	..	..	..	..
<b>VIZAGAPATAM—</b>																				
1929-30	2	6,530	..	..	..	..	..	5	20,171	..	..	..	..	7	26,601	..	..	7	26,601	..
1930-31	..	..	..	..	..	..	..	2	8,243	..	..	..	..	2	8,243	..	..	2	8,243	..
1931-32	1	4,074	..	..	..	..	..	1	4,502	..	..	..	..	2	8,576	..	..	2	8,576	..
1932-33	4	12,666	..	..	..	..	..	..	..	..	..	..	..	4	12,666	..	..	4	12,666	..
1933-34	9	23,190	..	..	..	..	..	1	3,354	..	..	..	..	10	31,550	..	..	10	31,550	..
<b>CALINGAPATAM—</b>																				
1929-30	..	..	..	..	..	..	..	..	..	..	..	..	..	..	..	..	..	..	..	..
1930-31	..	..	..	..	..	..	..	..	..	..	..	..	..	..	..	..	..	..	..	..
1931-32	..	..	..	..	..	..	..	..	..	..	..	..	..	..	..	..	..	..	..	..
1932-33	..	..	..	..	..	..	..	..	..	..	..	..	..	..	..	..	..	..	..	..
1933-34	..	..	..	..	..	..	..	..	..	..	..	..	..	..	..	..	..	..	..	..
<b>INDEPENDENT—</b>																				
1929-30	1	2,865	..	..	..	..	..	1	3,924	..	..	..	..	2	6,789	..	..	2	6,789	..
1930-31	..	..	..	..	..	..	..	..	..	..	..	..	..	..	..	..	..	..	..	..
1931-32	..	..	..	..	..	..	..	..	..	..	..	..	..	..	..	..	..	..	..	..
1932-33	..	..	..	..	..	..	..	..	..	..	..	..	..	..	..	..	..	..	..	..
1933-34	1	2,418	..	..	..	..	..	2	6,850	..	..	..	..	3	9,277	..	..	3	9,277	..
<b>COCHIN—</b>																				
1929-30	3	18,566	..	..	..	1	290	4	13,821	..	..	..	..	7	27,389	1	190	8	27,679	..
1930-31	3	13,159	..	..	..	..	2	263	1	3,445	..	..	..	4	16,604	2	263	6	16,867	..
1931-32	1	4,814	..	..	..	..	7	1,098	2	9,754	..	..	4	502	3	14,558	11	1,000	14	16,158
1932-33	2	6,582	..	..	..	..	7	1,194	2	5,015	..	..	3	667	4	11,577	10	1,861	14	13,438
1933-34	7	24,607	..	..	..	..	8	455	2	7,589	..	..	2	255	9	32,106	5	710	14	32,906



distinguishing their NATIONALITY, that ENTERED and CLEARED in BALLAST at each PORT in BRITISH from 1929-30 to 1933-34—continued

CLEARED IN BALLAST																PORT FROM WHICH CLEARED				
BRITISH				BRITISH INDIAN				FOREIGN				NATIVE CRAFT		TOTAL						
STEAM		SAILING		STEAM		SAILING		STEAM		SAILING		SAILING		STEAM			SAILING		STEAM AND SAILING	
vs.	tons	vs.	tons	vs.	tons	vs.	tons	vs.	tons	vs.	tons	vs.	tons	vs.	tons	vs.	tons	vs.	tons	
..	..	..	..	..	..	..	..	..	..	..	..	..	..	..	..	..	..	..	..	BOMBAY—continued
..	..	..	..	..	..	..	..	..	..	..	..	..	..	..	..	..	..	..	..	TOTAL OF SUBORDINATE PORTS—
..	..	..	..	..	..	..	..	..	..	..	..	..	..	..	..	..	..	..	..	1929-30
..	..	..	..	..	..	..	..	..	..	..	..	1	85	..	..	1	85	1	85	1930-31
..	..	..	..	..	..	..	..	..	..	..	..	..	..	..	..	..	..	..	..	1931-32
..	..	..	..	..	..	..	..	..	..	..	..	..	..	..	..	..	..	..	..	1932-33
..	..	..	..	..	..	..	..	..	..	..	..	..	..	..	..	..	..	..	..	1933-34
..	..	..	..	..	..	..	..	..	..	..	..	..	..	..	..	..	..	..	..	TOTAL OF ALL PORTS IN BOMBAY—
58	213,569	..	..	..	..	..	..	14	64,365	..	..	1	56	72	277,934	1	56	73	277,990	1929-30
39	151,073	..	..	..	..	..	..	26	96,680	..	..	4	408	65	247,762	4	408	69	248,170	1930-31
40	172,538	..	..	..	..	..	..	14	48,303	..	..	1	56	54	215,838	1	56	56	216,502	1931-32
34	185,644	..	..	..	..	..	..	26	85,891	..	..	3	277	60	222,535	3	277	63	222,812	1932-33
24	101,640	..	..	..	..	..	..	23	97,726	..	..	7	558	47	199,275	7	558	54	199,833	1933-34
..	..	..	..	..	..	..	..	..	..	..	..	..	..	..	..	..	..	..	..	SIND—
..	..	..	..	..	..	..	..	..	..	..	..	..	..	..	..	..	..	..	..	KARACHI (CHIEF PORT)—
47	159,214	..	..	..	..	..	..	7	24,578	..	..	2	114	54	183,792	2	114	56	183,103	1929-30
44	149,456	..	..	2	9,794	..	..	18*	73,017*	..	..	1	22	64	226,266	1	22	65	226,288	1930-31
29	84,356	..	..	..	..	..	..	13	46,023	..	..	1	110	42	130,379	1	110	43	130,489	1931-32
19	63,184	..	..	..	..	..	..	10	30,897	..	..	1	67	29	94,021	1	67	30	94,158	1932-33
11	32,475	..	..	..	..	..	..	8	28,751	..	..	11	788	19	61,226	11	788	30	62,014	1933-34
..	..	..	..	..	..	..	..	..	..	..	..	..	..	..	..	..	..	..	..	MADRAS—
..	..	..	..	..	..	..	..	..	..	..	..	..	..	..	..	..	..	..	..	FORT SAINT GEORGE (CHIEF PORT)—
10	34,891	..	..	..	..	..	..	3	9,208	..	..	..	..	18	44,094	..	..	13	44,004	1929-30
17	53,570	1	119	..	..	..	..	2	6,910	..	..	2	193	19	60,460	3	312	22	60,792	1930-31
7	20,354	..	..	..	..	1	86	5	14,980	..	..	..	..	12	35,284	1	86	13	35,370	1931-32
9	25,878	..	..	..	..	..	..	..	..	..	..	..	..	9	25,878	..	..	9	25,878	1932-33
4	20,660	..	..	..	..	..	..	4	17,525	..	..	..	..	8	38,185	..	..	8	38,185	1933-34
..	..	..	..	..	..	..	..	..	..	..	..	..	..	..	..	..	..	..	..	GOPALPUR—
..	..	..	..	..	..	..	..	..	..	..	..	..	..	..	..	..	..	..	..	1929-30
..	..	..	..	..	..	..	..	..	..	..	..	..	..	..	..	..	..	..	..	1930-31
..	..	..	..	..	..	..	..	..	..	..	..	..	..	..	..	..	..	..	..	1931-32
..	..	..	..	..	..	..	..	..	..	..	..	..	..	..	..	..	..	..	..	1932-33
..	..	..	..	..	..	..	..	..	..	..	..	..	..	..	..	..	..	..	..	1933-34
..	..	..	..	..	..	..	..	..	..	..	..	..	..	..	..	..	..	..	..	VIZAGAPATAM—
..	..	..	..	..	..	..	..	..	..	..	..	..	..	..	..	..	..	..	..	1929-30
1	3,216	..	..	..	..	..	..	..	..	..	..	..	..	1	3,216	..	..	1	3,216	1930-31
1	6,205	..	..	..	..	..	..	..	..	..	..	..	..	1	6,205	..	..	1	6,205	1931-32
..	..	..	..	..	..	..	..	..	..	..	..	..	..	..	..	..	..	..	..	1932-33
1	3,166	..	..	..	..	..	..	..	..	..	..	..	..	1	3,166	..	..	1	3,166	1933-34
..	..	..	..	..	..	..	..	..	..	..	..	..	..	..	..	..	..	..	..	CALINGAPATAM—
..	..	..	..	..	..	..	..	..	..	..	..	..	..	..	..	..	..	..	..	1929-30
..	..	..	..	..	..	..	..	..	..	..	..	..	..	..	..	..	..	..	..	1930-31
..	..	..	..	..	..	..	..	..	..	..	..	..	..	..	..	..	..	..	..	1931-32
..	..	..	..	..	..	..	..	..	..	..	..	..	..	..	..	..	..	..	..	1932-33
..	..	..	..	..	..	..	..	..	..	..	..	..	..	..	..	..	..	..	..	1933-34
..	..	..	..	..	..	..	..	..	..	..	..	..	..	..	..	..	..	..	..	DIMLIPATAM—
..	..	..	..	..	..	..	..	..	..	..	..	..	..	..	..	..	..	..	..	1929-30
..	..	..	..	..	..	..	..	..	..	..	..	..	..	..	..	..	..	..	..	1930-31
..	..	..	..	..	..	..	..	..	..	..	..	..	..	..	..	..	..	..	..	1931-32
..	..	..	..	..	..	..	..	..	..	..	..	..	..	..	..	..	..	..	..	1932-33
..	..	..	..	..	..	..	..	..	..	..	..	..	..	..	..	..	..	..	..	1933-34
..	..	..	..	..	..	..	..	..	..	..	..	..	..	..	..	..	..	..	..	COCANADA—
1	3,480	..	..	..	..	..	..	1	3,924	..	..	..	..	2	7,384	..	..	2	7,384	1929-30
1	3,201	..	..	..	..	..	..	..	..	..	..	..	..	1	3,201	..	..	1	3,201	1930-31
..	..	..	..	..	..	2	470	1	6,208	..	..	1	30	1	5,208	3	600	4	5,708	1931-32
..	..	..	..	..	..	3	733	..	..	..	..	..	..	..	..	3	733	3	733	1932-33
..	..	..	..	..	..	..	..	..	..	..	..	..	..	..	..	..	..	..	..	1933-34

\* Subject to correction.

SHIPPING AT EACH PORT

No. 7—continued

NUMBER and TONNAGE of STEAM and SAILING VESSELS, including their REPEATED VOYAGES and INDIA, in each Official Year

PORT AT WHICH ENTERED	ENTERED IN BALLAST																			
	BRITISH				BRITISH INDIAN				FOREIGN				NATIVE CRAFT		TOTAL					
	STEAM		SAILING		STEAM		SAILING		STEAM		SAILING		SAILING		STEAM		SAILING		STEAM AND SAILING	
	vs.	tons	vs.	tons	vs.	tons	vs.	tons	vs.	tons	vs.	tons	vs.	tons	vs.	tons	vs.	tons	vs.	tons
<b>MADRAS—continued</b>																				
<b>MASULIPATAM—</b>																				
1929-30	..	..	..	..	..	2	266	..	..	..	..	33	3,050	..	..	35	3,306	35	3,306	
1930-31	..	..	..	..	..	8	1,345	..	..	..	..	29	3,484	..	..	37	4,829	37	4,829	
1931-32	..	..	..	..	..	8	1,398	..	..	..	..	29	2,952	..	..	37	4,340	37	4,340	
1932-33	..	1	3,728	..	..	9	1,850	2	5,041	..	..	25	3,320	8	8,764	34	4,570	37	18,334	
1933-34	..	4	12,401	..	..	4	879	3	9,863	..	..	10	1,150	7	22,264	14	2,029	21	24,293	
<b>NEEMPATNAM—</b>																				
1929-30	..	..	..	..	..	4	514	..	..	..	..	4	313	..	..	8	827	8	827	
1930-31	..	..	..	..	..	1	105	..	..	..	..	3	278	..	..	4	263	4	353	
1931-32	..	..	..	..	..	..	..	..	..	..	..	2	203	..	..	2	203	2	203	
1932-33	..	..	..	..	..	..	..	..	..	..	..	..	..	..	..	..	..	..	..	
1933-34	..	..	..	..	..	..	..	..	..	..	..	..	..	..	..	..	..	..	..	
<b>NARASAPUR—</b>																				
1929-30	..	..	..	..	..	..	..	..	..	..	..	..	..	..	..	..	..	..	..	
1930-31	..	..	..	..	..	..	..	..	..	..	..	..	..	..	..	..	..	..	..	
1931-32	..	..	..	..	..	..	..	..	..	..	..	..	..	..	..	..	..	..	..	
1932-33	..	..	..	..	..	..	..	..	..	..	..	..	..	..	..	..	..	..	..	
1933-34	..	..	..	..	..	..	..	..	..	..	..	..	..	..	..	..	..	..	..	
<b>COVELONG—</b>																				
1929-30	..	..	..	..	..	..	..	..	..	..	..	..	..	..	..	..	..	..	..	
1930-31	..	..	..	..	..	..	..	..	..	..	..	..	..	..	..	..	..	..	..	
1931-32	..	..	..	..	..	..	..	..	..	..	..	..	..	..	..	..	..	..	..	
1932-33	..	..	..	..	..	..	..	..	..	..	..	..	..	..	..	..	..	..	..	
1933-34	..	..	..	..	..	..	..	..	..	..	..	..	..	..	..	..	..	..	..	
<b>CUDDALORE—</b>																				
1929-30	..	1	3,772	..	..	..	..	5	10,684	..	..	2	48	6	23,456	2	48	8	28,504	
1930-31	..	..	..	..	..	..	..	3	12,635	..	..	2	52	3	12,635	2	52	5	12,737	
1931-32	..	..	..	..	..	..	..	3	15,028	..	..	3	85	3	15,028	3	85	6	15,118	
1932-33	..	1	2,620	..	..	..	..	2	5,026	..	..	13	398	3	7,646	18	398	16	8,044	
1933-34	..	..	..	..	..	..	..	3	8,898	..	..	27	824	3	8,898	27	824	30	9,222	
<b>FORTO NOVO—</b>																				
1929-30	..	..	..	..	..	1	105	1	3,924	..	..	2	138	1	3,924	3	243	4	4,167	
1930-31	..	..	..	..	..	..	..	..	..	..	..	5	240	..	..	5	240	5	240	
1931-32	..	1	4,759	..	..	..	..	..	..	..	..	9	421	1	4,759	9	421	10	5,180	
1932-33	..	..	..	..	..	..	..	..	..	..	..	10	384	..	..	10	384	10	384	
1933-34	..	..	..	..	..	..	..	1	3,172	..	..	7	354	1	3,172	7	354	8	3,520	
<b>TIRUMALAVESAL—</b>																				
1929-30	..	..	..	..	..	1	157	..	..	..	..	4	433	..	..	5	590	5	590	
1930-31	..	..	..	..	..	..	..	..	..	..	..	..	..	..	..	..	..	..	..	
1931-32	..	..	..	..	..	..	..	..	..	..	..	..	..	..	..	..	..	..	..	
1932-33	..	..	..	..	..	..	..	..	..	..	..	1	39	..	..	1	39	1	39	
1933-34	..	..	..	..	..	1	70	..	..	..	..	..	..	..	..	1	70	1	70	
<b>NEGAPATAM—</b>																				
1929-30	..	6	17,778	..	..	2	37	3	10,141	..	..	4	443	9	27,919	6	580	15	28,449	
1930-31	..	7	22,278	..	..	3	428	1	4,708	..	..	3	263	8	26,931	0	691	14	27,672	
1931-32	..	..	..	..	..	2	372	2	9,980	..	..	2	110	2	9,980	4	491	6	10,471	
1932-33	..	5	18,637	1	98	3	213	2	5,857	..	..	2	43	7	19,524	5	350	12	19,888	
1933-34	..	..	..	..	..	1	129	6	17,386	..	..	13	314	6	17,236	14	448	20	17,729	

MADRAS  
SHIPPING AT EACH PORT

distinguishing their NATIONALITY, that ENTERED and CLEARED in BALLAST at each PORT in BRITISH from 1929-30 to 1933-34—continued

CLEARED IN BALLAST																PORT FROM WHICH CLEARED				
BRITISH				BRITISH INDIAN				FOREIGN				NATIVE CRAFT		TOTAL						
STEAM		SAILING		STEAM		SAILING		STEAM		SAILING		SAILING		STEAM			SAILING		STEAM AND SAILING	
vs.	tons	vs.	tons	vs.	tons	vs.	tons	vs.	tons	vs.	tons	vs.	tons	vs.	tons	vs.	tons	vs.	tons	
MADRAS—continued																				
MASOUPATAM—																				
..	..	..	..	..	..	1	78	..	..	..	..	2	57	..	..	8	135	3	135	1929-30
..	..	..	..	..	..	..	..	..	..	..	..	22	931	..	..	22	931	22	931	1930-31
..	..	..	..	..	..	1	207	..	..	..	..	9	914	..	..	10	1,121	10	1,121	1931-32
..	..	..	..	..	..	..	..	..	..	..	..	1	238	..	..	1	238	1	238	1932-33
..	..	..	..	..	..	..	..	..	..	..	..	2	58	..	..	2	58	2	58	1933-34
NIZAMPATNAM—																				
..	..	..	..	..	..	1	87	..	..	..	..	..	..	..	..	1	87	1	87	1929-30
..	..	..	..	..	..	1	105	..	..	..	..	..	..	..	..	1	105	1	105	1930-31
..	..	..	..	..	..	..	..	..	..	..	..	..	..	..	..	..	..	..	..	1931-32
..	..	..	..	..	..	..	..	..	..	..	..	..	..	..	..	..	..	..	..	1932-33
..	..	..	..	..	..	..	..	..	..	..	..	..	..	..	..	..	..	..	..	1933-34
NARASAPUR—																				
..	..	..	..	..	..	..	..	..	..	..	..	..	..	..	..	..	..	..	..	1929-30
..	..	..	..	..	..	..	..	..	..	..	..	..	..	..	..	..	..	..	..	1930-31
..	..	..	..	..	..	..	..	..	..	..	..	..	..	..	..	..	..	..	..	1931-32
..	..	..	..	..	..	..	..	..	..	..	..	..	..	..	..	..	..	..	..	1932-33
..	..	..	..	..	..	..	..	..	..	..	..	..	..	..	..	..	..	..	..	1933-34
COVELONG—																				
..	..	..	..	..	..	..	..	..	..	..	..	..	..	..	..	..	..	..	..	1929-30
..	..	..	..	..	..	..	..	..	..	..	..	1	87	..	..	1	87	1	87	1930-31
..	..	..	..	..	..	..	..	..	..	..	..	..	..	..	..	..	..	..	..	1931-32
..	..	..	..	..	..	..	..	..	..	..	..	..	..	..	..	..	..	..	..	1932-33
..	..	..	..	..	..	..	..	..	..	..	..	..	..	..	..	..	..	..	..	1933-34
CUDALORE—																				
..	..	..	..	..	..	..	..	..	..	..	..	1	39	..	..	1	39	1	39	1929-30
1	3,023	..	..	..	..	..	..	1	4,952	..	..	1	32	2	7,876	1	32	3	7,907	1930-31
1	8,149	..	..	..	..	1	74	..	..	..	..	2	51	1	3,149	8	125	4	8,274	1931-32
..	..	..	..	..	..	1	84	..	..	..	..	..	..	..	..	1	84	1	84	1932-33
..	..	..	..	..	..	..	..	1	2,908	..	..	4	127	1	2,908	4	127	5	3,035	1933-34
PORTO NOVO—																				
..	..	..	..	..	..	..	..	..	..	..	..	..	..	..	..	..	..	..	..	1929-30
..	..	..	..	..	..	..	..	..	..	..	..	3	91	..	..	3	91	3	91	1930-31
..	..	..	..	..	..	..	..	..	..	..	..	..	..	..	..	..	..	..	..	1931-32
..	..	..	..	..	..	..	..	..	..	..	..	1	32	..	..	1	32	1	32	1932-33
..	..	..	..	..	..	..	..	..	..	..	..	..	..	..	..	..	..	..	..	1933-34
TIRUMALAVASSAL—																				
..	..	..	..	..	..	..	..	..	..	..	..	..	..	..	..	..	..	..	..	1929-30
..	..	..	..	..	..	..	..	..	..	..	..	..	..	..	..	..	..	..	..	1930-31
..	..	..	..	..	..	..	..	..	..	..	..	1	32	..	..	1	32	1	32	1931-32
..	..	..	..	..	..	..	..	..	..	..	..	..	..	..	..	..	..	..	..	1932-33
..	..	..	..	..	..	..	..	..	..	..	..	..	..	..	..	..	..	..	..	1933-34
NEGAPATAM—																				
15	44,274	..	..	..	..	1	132	..	..	..	..	..	..	15	44,274	1	132	16	44,406	1929-30
..	..	..	..	..	..	1	83	..	..	..	..	..	..	..	..	2	83	1	83	1930-31
1	3,566	..	..	..	..	9	972	..	..	..	..	..	..	1	3,566	9	972	10	4,538	1931-32
..	..	2	154	..	..	4	463	..	..	..	..	..	..	..	..	0	617	0	617	1932-33
3	8,219	..	..	..	..	..	..	..	..	..	..	..	..	3	8,219	..	..	3	8,219	1933-34









SHIPPING AT EACH PORT

No. 7—continued

NUMBER and TONNAGE of STEAM and SAILING VESSELS, including their REPEATED VOYAGES and INDIA, in each Official Year

PORT AT WHICH ENTERED	ENTERED IN BALLAST																			
	BRITISH				BRITISH INDIAN				FOREIGN				NATIVE CRAFT		TOTAL					
	STEAM		SAILING		STEAM		SAILING		STEAM		SAILING		SAILING		STEAM		SAILING		STEAM AND SAILING	
	vs.	tons	vs.	tons	vs.	tons	vs.	tons	vs.	tons	vs.	tons	vs.	tons	vs.	tons	vs.	tons	vs.	tons
<b>MADRAS—concluded</b>																				
<b>CANNANORE—</b>																				
1929-30	..	..	..	..	..	..	..	..	..	..	..	..	..	..	..	..	..	..	..	..
1930-31	..	..	..	..	..	..	..	..	..	..	..	..	..	..	..	..	..	..	..	..
1931-32	..	..	..	..	..	..	..	..	..	..	..	..	..	..	..	..	..	..	..	..
1932-33	..	..	..	..	..	..	..	..	..	..	..	..	..	..	..	..	..	..	..	..
1933-34	..	..	..	..	..	..	..	..	..	..	..	..	..	..	..	..	..	..	..	..
<b>TILLICHERRY—</b>																				
1929-30	..	..	..	..	..	..	..	..	..	..	..	..	..	..	..	..	..	..	..	..
1930-31	..	..	..	..	..	..	..	..	..	..	..	..	..	..	..	..	..	..	..	..
1931-32	..	..	..	..	..	..	..	..	..	..	..	..	..	..	..	..	..	..	..	..
1932-33	..	..	..	..	..	..	..	..	..	..	..	..	..	..	..	..	..	..	..	..
1933-34	..	..	..	..	..	..	..	..	..	..	..	..	..	..	..	..	..	..	..	..
<b>CALICOOT—</b>																				
1929-30	2	7,614	3	360	1	2,630	10	1,263	1	2,533	..	..	7	911	4	12,977	20	2,534	24	15,511
1930-31	1	119	..	..	..	..	4	704	..	..	..	..	4	541	1	119	8	1,245	9	1,306
1931-32	1	3,382	1	259	..	..	6	843	..	..	..	..	8	1,081	1	3,382	15	2,133	10	5,516
1932-33	..	..	..	..	..	..	3	354	..	..	..	..	5	681	..	..	8	1,036	8	1,035
1933-34	..	..	..	..	..	..	6	576	..	..	..	..	9	1,046	..	..	15	1,022	15	1,022
<b>PORANI—</b>																				
1929-30	..	..	..	..	..	..	..	..	..	..	..	..	..	..	..	..	..	..	..	..
1930-31	..	..	..	..	..	..	..	..	..	..	..	..	..	..	..	..	..	..	..	..
1931-32	..	..	..	..	..	..	..	..	..	..	..	..	..	..	..	..	..	..	..	..
1932-33	..	..	..	..	..	..	..	..	..	..	..	..	..	..	..	..	..	..	..	..
1933-34	..	..	..	..	..	..	..	..	..	..	..	..	..	..	..	..	..	..	..	..
<b>COORIN—</b>																				
1929-30	3	3,092	..	..	..	..	1	152	..	..	..	..	1	78	3	3,092	2	230	5	3,322
1930-31	2	4,272	..	..	..	..	..	..	..	..	..	..	1	34	2	4,272	1	34	3	4,306
1931-32	4	12,190	..	..	..	..	..	..	..	..	..	..	3	293	4	12,190	3	293	7	12,483
1932-33	2	7,681	..	..	1	912	1	149	..	..	..	..	..	3	8,593	1	149	4	8,742	
1933-34	2	8,419	..	..	..	..	..	..	..	..	..	..	2	160	2	8,419	2	160	4	8,579
<b>MANUSHEKODI—</b>																				
1929-30	11	2,997	..	..	..	..	..	..	..	..	..	..	..	11	2,997	..	..	..	11	2,997
1930-31	1	377	..	..	..	..	..	..	..	..	..	..	..	1	377	..	..	..	1	377
1931-32	..	..	..	..	..	..	..	..	..	..	..	..	..	..	..	..	..	..	..	..
1932-33	..	..	..	..	..	..	..	..	..	..	..	..	..	..	..	..	..	..	..	..
1933-34	2	754	..	..	..	..	..	..	..	..	..	..	..	2	754	..	..	..	2	754
<b>GOONDARPOOR—</b>																				
1929-30	..	..	..	..	..	..	..	..	..	..	..	..	..	..	..	..	..	..	..	..
1930-31	..	..	..	..	..	..	..	..	..	..	..	..	..	..	..	..	..	..	..	..
1931-32	..	..	..	..	..	..	..	..	..	..	..	..	..	..	..	..	..	..	..	..
1932-33	..	..	..	..	..	..	..	..	..	..	..	..	..	..	..	..	..	..	..	..
1933-34	..	..	..	..	..	..	..	..	..	..	..	..	..	..	..	..	..	..	..	..
<b>TOTAL OF SUBORDINATE PORTS—</b>																				
1929-30	25	66,541	3	360	1	2,630	118	10,289	22	81,840	..	..	88	7,766	58	151,011	209	18,365	267	169,376
1930-31	17	43,890	1	225	..	..	108	10,020	7	29,081	..	..	65	6,695	24	72,961	169	16,840	193	89,801
1931-32	10	37,108	1	259	..	..	67	7,758	9	43,546	..	..	76	7,283	19	80,054	144	15,295	163	95,349
1932-33	20	62,843	1	98	1	912	81	7,934	9	25,904	..	..	75	6,751	30	89,659	157	14,783	187	104,442
1933-34	29	91,012	..	..	..	..	70	5,915	18	56,521	..	..	198	8,339	47	147,533	208	14,254	255	161,787
<b>TOTAL OF ALL PORTS IN MADRAS—</b>																				
1929-30	41	80,980	3	300	1	2,630	120	10,386	23	83,672	..	..	89	7,849	65	178,282	212	18,594	277	191,876
1930-31	22	61,682	1	225	1	4,949	108	10,020	13	55,876	..	..	66	6,769	36	122,457	170	17,014	206	139,471
1931-32	11	39,215	1	259	..	..	67	7,758	15	68,489	..	..	76	7,283	20	107,704	144	15,295	170	122,999
1932-33	21	65,445	1	98	1	912	82	8,017	15	44,565	..	..	76	6,874	37	110,022	159	14,989	196	125,911
1933-34	31	107,385	..	..	..	..	70	5,915	26	89,214	..	..	198	8,339	57	195,549	208	14,254	265	209,803



distinguishing their NATIONALITY, that ENTERED and CLEARED in BALLAST at each PORT in BRITISH  
from 1929-30 to 1933-34—continued

CLEARED IN BALLAST															PORT FROM WHICH CLEARED				
BRITISH				BRITISH INDIAN				FOREIGN				NATIVE CRAFT		TOTAL					
STEAM		SAILING		STEAM		SAILING		STEAM		SAILING		SAILING		STEAM		SAILING		STEAM AND SAILING	
vs.	tons	vs.	tons	vs.	tons	vs.	tons	vs.	tons	vs.	tons	vs.	tons	vs.	tons	vs.	tons	vs.	tons
<b>MADRAS—concluded</b>																			
<b>CANNANORE—</b>																			
1	3,334	..	..	..	..	..	..	..	..	..	..	..	..	1	3,334	..	..	1	3,334
..	..	..	..	1	2,211	..	..	..	..	..	..	..	..	1	2,211	..	..	1	2,211
3	8,195	..	..	..	..	..	..	..	..	..	..	..	..	3	8,195	..	..	3	8,195
..	..	..	..	..	..	..	..	..	..	..	..	..	..	..	..	..	..	..	..
..	..	..	..	..	..	..	..	..	..	..	..	..	..	..	..	..	..	..	..
<b>TELLICHERRY—</b>																			
..	..	..	..	..	..	..	..	..	..	..	..	..	..	..	..	..	..	..	..
..	..	..	..	..	..	..	..	..	..	..	..	..	..	..	..	..	..	..	..
..	..	..	..	..	..	..	..	..	..	..	..	..	..	..	..	..	..	..	..
1	3,175	..	..	..	..	..	..	1	1,145	..	..	..	..	2	4,320	..	..	2	4,320
1	2,134	..	..	..	..	..	..	..	..	..	..	..	..	1	2,134	..	..	1	2,134
<b>CALCUTTA—</b>																			
2	8,089	..	..	..	..	..	..	..	..	..	..	..	..	2	8,089	..	..	2	8,089
..	..	..	..	..	..	..	..	..	..	..	..	2	260	..	..	2	260	2	260
..	..	1	87	..	..	..	..	..	..	..	..	..	..	..	1	87	1	87	1
1	2,985	..	..	..	..	..	..	..	..	1	63	1	2,985	1	63	2	3,048	2	3,048
..	..	..	..	..	..	..	..	1	3,059	..	..	1	3,059	1	120	2	3,179	2	3,179
<b>PONANI—</b>																			
..	..	..	..	..	..	..	..	..	..	..	..	..	..	..	..	..	..	..	..
1	528	..	..	..	..	..	..	..	..	..	..	..	..	1	528	..	..	1	528
..	..	..	..	..	..	..	..	..	..	..	..	..	..	..	..	..	..	..	..
..	..	..	..	..	..	..	..	..	..	..	..	..	..	..	..	..	..	..	..
..	..	..	..	..	..	..	..	..	..	..	..	..	..	..	..	..	..	..	..
<b>COCHIN—</b>																			
5	14,689	..	..	..	..	..	..	2	8,078	..	..	..	..	7	23,367	..	..	7	23,367
4	11,363	1	11	2	5,011	..	..	..	..	1	62	6	17,364	2	61	8	17,427	8	17,427
1	3,534	..	..	..	..	..	..	1	2,744	..	..	..	..	2	6,278	..	..	2	6,278
2	7,495	..	..	1	912	..	..	1	1,725	..	..	..	..	4	10,132	..	..	4	10,132
4	13,120	..	..	1	120	..	..	..	..	..	..	..	..	6	13,246	..	..	5	13,246
<b>DHANUSHERODI—</b>																			
2	528	..	..	..	..	..	..	..	..	..	..	..	..	2	528	..	..	2	528
..	..	..	..	..	..	..	..	..	..	..	..	..	..	..	..	..	..	..	..
..	..	..	..	..	..	..	..	..	..	..	..	..	..	..	..	..	..	..	..
..	..	..	..	..	..	..	..	..	..	..	..	..	..	..	..	..	..	..	..
1	377	..	..	..	..	1	83	..	..	..	..	..	..	1	377	1	83	2	460
3	1,131	..	..	..	..	..	..	..	..	..	..	..	..	3	1,131	..	..	3	1,131
<b>COONDAPOOR—</b>																			
..	..	..	..	..	..	..	..	..	..	..	..	..	..	..	..	..	..	..	..
..	..	..	..	..	..	..	..	..	..	..	..	..	..	..	..	..	..	..	..
..	..	..	..	..	..	..	..	..	..	..	..	..	..	..	..	..	..	..	..
..	..	..	..	..	..	..	..	..	..	..	..	..	..	..	..	..	..	..	..
<b>TOTAL OF SUBORDI- NATE PORTS—</b>																			
20	77,728	..	..	..	..	8	850	4	6,970	..	..	10	494	33	94,098	15	1,271	51	95,372
19	50,386	1	11	4	8,341	6	801	1	4,852	..	..	37	1,920	24	68,579	44	2,795	68	68,374
10	31,189	2	101	..	..	18	2,436	5	18,817	..	..	21	1,515	15	30,308	41	1,112	56	54,115
7	20,744	3	303	1	912	18	2,156	5	7,956	..	..	14	1,075	13	29,812	35	3,534	43	33,146
16	38,507	..	..	1	120	3	284	2	5,967	..	..	15	913	18	44,594	19	1,197	37	45,791
<b>TOTAL OF ALL PORTS IN MADRAS—</b>																			
39	112,019	..	..	..	..	8	850	7	25,573	..	..	10	424	46	138,192	18	1,274	64	139,466
36	103,956	2	130*	4	8,341	6	804*	3	11,762	..	..	30*	2,173*	43	124,059	47	3,107	90	127,166
17	51,543	2	161	..	..	10	2,522	10	33,747	..	..	21	1,515	27	85,290	42	4,198	69	89,488
16	46,622	3	303	1	912	18	2,156	5	7,956	..	..	14	1,075	22	55,490	35	3,534	57	59,024
19	59,107	..	..	1	120	3	284	0	23,492	..	..	16	913	26	82,770	19	1,197	45	83,970

\* Subject to correction.

SHIPPING AT EACH PORT

No. 7—concluded

NUMBER and TONNAGE of STEAM and SAILING VESSELS, including their REPEATED VOYAGES and INDIA, in each Official Year

PORT AT WHICH ENTERED	ENTERED IN BALLAST																			
	BRITISH				BRITISH INDIAN				FOREIGN				NATIVE CRAFT		TOTAL					
	STEAM		SAILING		STEAM		SAILING		STEAM		SAILING		SAILING		STEAM		SAILING		STEAM AND SAILING	
	vs.	tons	vs.	tons	vs.	tons	vs.	tons	vs.	tons	vs.	tons	vs.	tons	vs.	tons	vs.	tons	vs.	tons
BURMA— RANGOON (CHIEF PORT)—																				
1929-30	39	115,600	..	..	..	..	..	64	185,020	..	..	..	..	103	250,710	..	..	103	250,710	
1930-31	39	111,857	..	..	..	..	..	62	134,059	..	..	..	..	101	245,916	..	..	101	245,916	
1931-32	36	111,224	1	108	..	..	..	25	58,290	..	..	..	..	64	169,514	1	108	65	169,622	
1932-33	37	113,088	..	..	..	..	..	23	55,090	..	..	..	..	60	168,178	..	..	60	168,178	
1933-34	26	81,383	..	..	..	..	..	15	28,763	..	..	..	..	41	110,146	..	..	41	110,146	
AYEYAR—																				
1929-30	4	14,029	..	..	2	4,502	21	5,119	..	..	..	..	..	6	18,581	21	5,119	27	23,650	
1930-31	4	11,872	..	..	..	..	21	4,916	6	15,935	..	..	..	9	27,607	21	4,916	30	32,723	
1931-32	4	9,761	..	..	9	2,282	21	4,378	1	1,794	..	..	2	168	14	18,837	23	4,646	37	18,983
1932-33	5	12,198	..	..	..	..	23	5,024	1	1,652	..	..	6	1,204	6	18,845	29	6,358	35	20,208
1933-34	3	7,282	..	..	7	1,890	19	4,589	..	..	..	..	..	10	9,176	19	4,589	29	13,767	
BASSEIN—																				
1929-30	5	15,498	..	..	..	..	..	..	5	14,583	..	..	..	..	10	30,081	..	..	10	30,081
1930-31	7	20,834	..	..	..	..	..	..	8	24,037	..	..	..	..	15	44,871	..	..	15	44,871
1931-32	14	45,030	..	..	..	..	..	..	2	5,280	..	..	..	..	16	50,310	..	..	16	50,310
1932-33	14	41,932	..	..	..	..	..	..	1	3,922	..	..	..	..	15	45,854	..	..	15	45,854
1933-34	20	64,078	..	..	..	..	2	593	3	8,795	..	..	..	..	23	72,873	2	593	25	73,466
KYAUKPYU—																				
1929-30	..	..	..	..	..	..	..	..	..	..	..	..	..	..	..	..	..	..	..	..
1930-31	9	29,799	..	..	..	..	..	..	..	..	..	..	..	9	29,799	..	..	9	29,799	
1931-32	..	..	..	..	..	..	..	..	..	..	..	..	..	..	..	..	..	..	..	
1932-33	..	..	..	..	..	..	..	..	..	..	..	..	..	..	..	..	..	..	..	
1933-34	..	..	..	..	..	..	..	..	..	..	..	..	..	..	..	..	..	..	..	
MERQUI—																				
1929-30	..	..	..	..	..	..	..	..	..	..	..	..	..	..	..	..	..	..	..	
1930-31	..	..	..	..	..	..	1	103	..	..	..	..	14	256	..	..	15	359	15	359
1931-32	..	..	..	..	..	..	..	..	..	..	..	..	16	259	..	..	16	252	16	252
1932-33	..	..	..	..	..	..	..	..	..	..	..	..	10	314	..	..	10	314	10	314
1933-34	..	..	..	..	..	..	..	..	..	1	80	..	..	..	..	..	1	80	1	80
MOULMEIN—																				
1929-30	11	29,799	..	..	..	..	3	785	4	11,677	..	..	..	..	15	41,883	8	785	18	42,168
1930-31	9	29,799	..	..	..	..	1	196	9	23,844	..	..	..	..	18	56,643	1	106	19	56,839
1931-32	17	51,454	..	..	..	..	..	..	1	5,344	..	..	..	..	18	56,798	..	..	18	56,798
1932-33	14	43,803	..	..	..	..	..	..	4	12,056	..	..	..	..	18	55,858	..	..	18	55,858
1933-34	12	40,717	..	..	..	..	..	..	5	17,025	..	..	..	..	17	57,742	..	..	17	57,742
SANDOWAY—																				
1929-30	..	..	..	..	..	..	..	..	..	..	..	..	..	..	..	..	..	..	..	
1930-31	..	..	..	..	..	..	..	..	..	..	..	..	..	..	..	..	..	..	..	
1931-32	..	..	..	..	..	..	..	..	..	..	..	..	..	..	..	..	..	..	..	
1932-33	..	..	..	..	..	..	..	..	..	..	..	..	..	..	..	..	..	..	..	
1933-34	..	..	..	..	..	..	..	..	1	21	..	..	..	..	1	21	..	..	1	21
TAVOY—																				
1929-30	..	..	..	..	..	..	..	..	..	..	..	..	..	..	..	..	..	..	..	
1930-31	..	..	..	..	..	..	..	..	..	..	..	..	6	514	..	..	6	514	6	514
1931-32	..	..	..	..	..	..	..	..	..	..	..	..	3	286	..	..	3	286	3	286
1932-33	..	..	..	..	..	..	..	..	..	..	..	..	3	157	..	..	3	157	3	157
1933-34	..	..	..	..	..	..	..	..	..	..	..	..	..	..	..	..	..	..	..	
VICTORIA POINT—																				
1929-30	..	..	..	..	..	..	..	..	..	..	..	..	11	111	..	..	11	111	11	111
1930-31	..	..	..	..	..	..	..	..	..	..	..	..	18	281	..	..	18	281	18	281
1931-32	..	..	..	..	..	..	..	..	..	..	..	..	15	194	..	..	15	194	15	194
1932-33	..	..	..	..	..	..	..	..	..	..	..	..	10	95	..	..	10	95	10	95
1933-34	..	..	..	..	..	..	..	..	..	1	12	15	189	..	..	16	201	16	201	
TOTAL OF SUBORDI- NATE PORTS—																				
1929-30	20	59,238	..	..	2	4,502	24	5,904	9	26,290	..	..	12	214	31	89,995	36	6,118	67	96,113
1930-31	20	62,505	..	..	..	..	23	5,215	22	66,616	..	..	38	1,051	42	120,321	61	6,206	103	135,617
1931-32	35	106,245	..	..	9	2,282	21	4,878	4	12,418	..	..	36	900	48	120,945	57	5,278	105	126,223
1932-33	33	97,923	..	..	..	..	23	5,094	6	17,624	..	..	29	1,830	39	115,552	52	6,024	91	122,476
1933-34	35	112,077	..	..	7	1,896	21	5,182	9	25,841	2	92	15	189	51	130,814	38	5,463	89	145,277
TOTAL OF ALL PORTS IN BURMA—																				
1929-30	59	174,923	..	..	2	4,502	24	5,904	73	161,280	..	..	12	214	134	340,705	36	6,218	170	248,223
1930-31	59	174,362	..	..	..	..	23	5,215	34	200,875	..	..	38	1,051	148	375,237	61	6,206	204	381,603
1931-32	71	117,469	1	108	9	2,282	21	4,378	32	70,708	..	..	36	900	112	290,459	58	5,306	170	295,645
1932-33	70	211,016	..	..	..	..	23	5,094	29	72,714	..	..	29	1,830	90	283,780	52	6,024	151	300,654
1933-34	61	198,460	..	..	7	1,896	21	5,182	24	54,604	2	92	15	189	92	249,060	38	5,463	130	255,423







GENERAL TABLES  
SHIPPING

( 686 )

No. 8—continued

TRADE WITH EACH COUNTRY

NUMBER and TONNAGE of STEAM and SAILING VESSELS, including their REPEATED VOYAGES, that distinguishing the NATIONALITY of the vessels employed in the

COUNTRIES WHENCE ENTERED AND TO WHICH CLEARED	NATIONALITY							
	BRITISH (OTHER THAN BRITISH INDIAN)				BRITISH INDIAN (OTHER THAN NATIVE CRAFT)			
	Entered		Cleared		Entered		Cleared	
	vessels	tons	vessels	tons	vessels	tons	vessels	tons
FOREIGN COUNTRIES—continued								
MASRAT TERRITORY AND TRUCIAL OMAN	{ Steam	1	1,870	..	..	..	..	..
	{ Sailing	..	..	..	..	..	..	..
OTHER NATIVE STATES IN ARABIA	{ Steam	9	23,233	20	49,635	..	..	..
	{ Sailing	..	..	..	..	..	..	..
IRAQ	{ Steam	112	221,014	106	206,109	..	..	..
	{ Sailing	..	..	..	..	..	..	..
IRAN	{ Steam	32	102,730	14	46,714	..	..	..
	{ Sailing	..	..	..	..	..	..	..
HENJAM ISLAND	{ Steam	..	..	..	..	..	..	..
	{ Sailing	..	..	..	..	..	..	..
SUMATRA	{ Steam	1	5,366	..	..	..	..	..
	{ Sailing	..	..	..	..	..	..	..
JAVA	{ Steam	30	102,610	28	98,047	..	..	..
	{ Sailing	..	..	..	..	..	..	..
BORNEO (DUTCH)	{ Steam	4	14,008	..	..	..	..	..
	{ Sailing	..	..	..	..	..	..	..
ORLEBEE AND OTHER ISLANDS	{ Steam	..	..	..	..	..	..	..
	{ Sailing	..	..	..	..	..	..	..
SIAM	{ Steam	12	35,572	1	2,126	..	..	..
	{ Sailing	..	..	..	..	..	..	..
INDO-CHINA (INCLUDING COCHIN-CHINA, ETC.)	{ Steam	2	7,054	..	..	..	..	..
	{ Sailing	..	..	..	..	..	..	..
PHILIPPINES	{ Steam	2	6,142	..	..	..	..	..
	{ Sailing	..	..	..	..	..	..	..
FORMOSA	{ Steam	..	..	..	..	..	..	..
	{ Sailing	..	..	..	..	..	..	..
CHINA (EXCLUSIVE OF HONGKONG AND MACAO)	{ Steam	30	107,649	57	154,046	..	..	..
	{ Sailing	..	..	..	..	..	..	..
KOREA	{ Steam	..	..	..	..	..	..	..
	{ Sailing	..	..	..	..	..	..	..
JAPAN	{ Steam	80	404,386	91	453,693	..	..	..
	{ Sailing	..	..	..	..	..	..	..
EGYPT	{ Steam	4	11,923	35	104,677	..	..	..
	{ Sailing	..	..	..	..	..	..	..
TUNIS	{ Steam	..	..	..	..	..	..	..
	{ Sailing	..	..	..	..	..	..	..
ALGERIA	{ Steam	..	..	..	..	..	..	..
	{ Sailing	..	..	..	..	..	..	..
CONGO FREE STATE	{ Steam	1	4,592	..	..	..	..	..
	{ Sailing	..	..	..	..	..	..	..
PORTUGUESE EAST AFRICA	{ Steam	4	10,862	4	10,425	..	..	..
	{ Sailing	..	..	..	..	..	..	..
MADAGASCAR	{ Steam	..	..	5	13,147	..	..	..
	{ Sailing	..	..	..	..	..	..	..
REUNION	{ Steam	..	..	..	..	..	..	..
	{ Sailing	..	..	..	..	..	..	..
GERMAN EAST AFRICA	{ Steam	..	..	..	..	..	..	..
	{ Sailing	..	..	..	..	..	..	..
ITALIAN EAST AFRICA (ERITREA AND SOMALILAND)	{ Steam	1	2,122	1	2,612	..	..	..
	{ Sailing	..	..	..	..	..	..	..
FRENCH SOMALILAND	{ Steam	..	..	..	..	..	..	..
	{ Sailing	..	..	..	..	..	..	..
UNITED STATES OF AMERICA	{ Steam	51	200,550	84	319,855	..	..	..
	{ Sailing	..	..	..	..	..	..	1 3,623
CUBA	{ Steam	..	..	11	34,862	..	..	..
	{ Sailing	..	..	..	..	..	..	..
PORTO RICO	{ Steam	..	..	..	..	..	..	..
	{ Sailing	..	..	..	..	..	..	..
WEST INDIES (FRENCH)	{ Steam	..	..	..	..	..	..	..
	{ Sailing	..	..	..	..	..	..	..
MEXICO	{ Steam	1	2,150	..	..	..	..	..
	{ Sailing	..	..	..	..	..	..	..
BRAZIL	{ Steam	..	..	..	..	..	..	..
	{ Sailing	..	..	..	..	..	..	..
COSTA RICA	{ Steam	..	..	..	..	..	..	..
	{ Sailing	..	..	..	..	..	..	..
URUGUAY	{ Steam	..	..	..	..	..	..	..
	{ Sailing	..	..	..	..	..	..	..
COLOMBIA	{ Steam	..	..	..	..	..	..	..
	{ Sailing	..	..	..	..	..	..	..
DUTCH GULANA	{ Steam	1	3,397	12	41,110	..	..	..
	{ Sailing	..	..	..	..	..	..	..
ARGENTINE REPUBLIC	{ Steam	..	..	..	..	..	..	..
	{ Sailing	..	..	..	..	..	..	..
CHILE	{ Steam	..	..	..	..	..	..	..
	{ Sailing	..	..	..	..	..	..	..
PERU	{ Steam	..	..	..	..	..	..	..
	{ Sailing	..	..	..	..	..	..	..
EQUADOR	{ Steam	..	..	4	10,192	..	..	..
	{ Sailing	..	..	..	..	..	..	..
OTHER ISLANDS IN THE PACIFIC	{ Steam	..	..	..	..	..	..	..
	{ Sailing	..	..	..	..	..	..	..
TOTAL FOREIGN COUNTRIES	{ Steam	395	1,306,647	539	1,783,833	..	..	2 6,110
	{ Sailing	..	..	..	..	..	..	..
	Total	395	1,306,647	539	1,783,833	..	..	2 6,110
TOTAL UNITED KINGDOM, BRITISH POSSESSIONS AND FOREIGN COUNTRIES	{ Steam	1,595	4,791,336	1,671	5,043,663	15	11,047	15 13,971
	{ Sailing	5	598	6	694	48	3,657	158 19,343
	Total	1,600	4,791,934	1,677	5,044,357	63	14,704	173 33,314

AND NATIONALITY OF VESSELS

ENTERED and CLEARED with CARGOES from and to each COUNTRY at PORTS in BRITISH INDIA,  
Trade with each country, in the Official Year 1933-34—continued

NATIONALITY												COUNTRIES WHENCE ENTERED AND TO WHICH CLEARED
DANISH				DUTCH				GERMAN				
Entered		Cleared		Entered		Cleared		Entered		Cleared		
Vessels	tons	vessels	tons	vessels	tons	vessels	tons	vessels	tons	vessels	tons	
..	..	..	..	..	..	..	..	..	..	..	..	FOREIGN COUNTRIES—continued
..	..	..	..	..	..	..	..	..	..	..	..	Steam } MASKAT TERRITORY AND TRUCIAL
..	..	..	..	..	..	..	..	..	..	..	..	Sailing } OMAN
..	..	..	..	..	..	..	..	..	..	..	..	Steam } OTHER NATIVE STATES IN ARABIA
..	..	..	..	..	..	..	..	..	..	..	..	Sailing } IRAQ
..	..	..	..	..	..	..	..	2	7,654	..	..	Steam } IRAN
..	..	..	..	..	..	..	..	..	..	..	..	Steam } HENJAM ISLAND
..	..	..	..	11	10,011	20	19,067	..	..	..	..	Steam } SUMATRA
..	..	..	..	..	..	..	..	..	..	..	..	Sailing } JAV A
..	..	..	..	..	..	18	82,524	4	14,409	..	..	Steam } BORNEO (DUTCH)
..	..	..	..	1	3,444	..	..	..	..	..	..	Steam } CELEBES AND OTHER ISLANDS
..	..	..	..	..	..	..	..	1	4,163	..	..	Steam } SIAM
5	18,951	..	..	..	..	..	..	..	..	..	..	Sailing } INDO-CHINA (INCLUDING COCHIN
..	..	..	..	..	..	..	..	..	..	..	..	Steam } CHINA, ETC.)
..	..	..	..	..	..	..	..	..	..	..	..	Steam } PHILIPPINES
..	..	..	..	..	..	..	..	..	..	..	..	Steam } FORMOSA
..	..	4	18,100	..	..	..	..	1	4,076	..	..	Steam } CHINA (EXCLUSIVE OF HONGKONG AND
..	..	..	..	..	..	..	..	..	..	..	..	Steam } MACAO)
..	..	..	..	..	..	..	..	..	..	..	..	Steam } KOREA
..	..	..	..	..	..	..	..	..	..	..	..	Steam } JAPAN
..	..	..	..	..	..	..	..	..	..	2	8,031	Steam } EGYPT
..	..	..	..	..	..	..	..	..	..	..	..	Steam } TUNIS
..	..	..	..	..	..	..	..	..	..	..	..	Steam } ALGERIA
..	..	..	..	..	..	..	..	..	..	..	..	Steam } CONGO FREE STATE
..	..	..	..	..	..	..	..	..	..	..	..	Steam } PORTUGUESE EAST AFRICA
..	..	..	..	..	..	..	..	..	..	..	..	Sailing } MADAGASCAR
..	..	..	..	..	..	..	..	..	..	..	..	Steam } REUNION
..	..	..	..	..	..	..	..	..	..	..	..	Steam } GERMAN EAST AFRICA
..	..	..	..	..	..	..	..	..	..	..	..	Steam } ITALIAN EAST AFRICA (Eritrea and
..	..	..	..	..	..	..	..	..	..	..	..	Sailing } SOMALILAND)
..	..	..	..	..	..	..	..	..	..	..	..	Steam } FRENCH SOMALILAND
..	..	..	..	20	83,407	18	76,764	..	..	..	..	Steam } UNITED STATES OF AMERICA
..	..	..	..	..	..	..	..	..	..	..	..	Sailing } CUBA
..	..	..	..	..	..	..	..	..	..	..	..	Steam } PORTO RICO
..	..	..	..	..	..	..	..	..	..	..	..	Steam } WEST INDIES (FRENCH)
..	..	..	..	..	..	..	..	..	..	..	..	Steam } MEXICO
..	..	..	..	..	..	..	..	..	..	..	..	Steam } BRAZIL
..	..	..	..	..	..	..	..	..	..	..	..	Steam } COSTA RICA
..	..	..	..	..	..	..	..	..	..	..	..	Steam } URUGUAY
..	..	..	..	..	..	..	..	..	..	..	..	Steam } COLOMBIA
..	..	..	..	..	..	..	..	..	..	..	..	Steam } DUTCH GUIANA
..	..	..	..	..	..	..	..	..	..	..	..	Steam } ARGENTINE REPUBLIC
..	..	..	..	..	..	..	..	..	..	..	..	Sailing } CHILE
..	..	..	..	..	..	..	..	..	..	..	..	Steam } PERU
..	..	..	..	..	..	..	..	..	..	..	..	Steam } EQUADOR
..	..	..	..	..	..	..	..	..	..	..	..	Steam } OTHER ISLANDS IN THE PACIFIC
7	23,712	8	27,824	60	222,640	64	207,626	75	332,608	96	422,399	Steam } TOTAL FOREIGN COUNTRIES
..	..	..	..	..	..	..	..	..	..	..	..	Sailing } ..
7	23,712	8	27,824	60	222,640	64	207,626	75	332,608	96	422,399	Total } ..
8	24,857	10	33,796	63	229,054	69	228,001	80	352,098	99	434,766	Steam } TOTAL UNITED KINGDOM,
..	..	..	..	..	..	..	..	..	..	..	..	Sailing } BRITISH POSSESSIONS AND
8	24,857	10	33,796	63	229,054	69	228,001	80	352,098	99	434,766	Total } FOREIGN COUNTRIES

GENERAL TABLES  
SHIPPING

( 688 )

No. 8—continued

TRADE WITH EACH COUNTRY

NUMBER and TONNAGE of STEAM and SAILING VESSELS, including their REPEATED VOYAGES, that distinguishing the NATIONALITY of the vessels employed in the Trade with

COUNTRIES WHENCE ENTERED AND TO WHICH CLEARED	NATIONALITY									
	FRENCH				GREEK				PANAMIAN	
	Entered		Cleared		Entered		Cleared		Cleared *	
	vessels	tons	vessels	tons	vessels	tons	vessels	tons	vessels	tons
UNITED KINGDOM AND BRITISH POSSESSIONS—										
UNITED KINGDOM . . . . .	..	..	..	..	..	..	2	6,357	..	..
ADEN AND DEPENDENCIES . . . . .	..	..	..	..	..	..	..	..	..	..
BAHREIN ISLANDS . . . . .	..	..	..	..	..	..	..	..	..	..
MALDIVES . . . . .	..	..	..	..	..	..	..	..	..	..
CEYLON . . . . .	..	..	..	..	..	..	..	..	..	..
STRAITS SETTLEMENTS . . . . .	..	..	1	4,965	..	..	..	..	..	..
FEDERATED MALAY STATES . . . . .	..	..	..	..	..	..	..	..	..	..
BRITISH BORNEO . . . . .	..	..	..	..	..	..	..	..	..	..
HONGKONG . . . . .	..	..	..	..	..	..	..	..	..	..
UNION OF SOUTH AFRICA . . . . .	..	..	..	..	..	..	..	..	..	..
MAURITIUS AND DEPENDENCIES (INCLUDING SEYCHELLES) . . . . .	..	..	..	..	..	..	..	..	..	..
KENYA COLONY (INCLUDING ZANZIBAR AND PEMBA) . . . . .	..	..	..	..	..	..	..	..	..	..
SIERRA LEONE . . . . .	..	..	..	..	..	..	..	..	..	..
GOLD COAST . . . . .	..	..	..	..	..	..	..	..	..	..
TERRITORY OF PAPUA . . . . .	..	..	..	..	..	..	..	..	..	..
COMMONWEALTH OF AUSTRALIA . . . . .	..	..	1	5,947	..	..	..	..	..	..
NEW ZEALAND . . . . .	..	..	..	..	..	..	..	..	..	..
FIJI ISLANDS . . . . .	..	..	..	..	..	..	..	..	..	..
TOTAL UNITED KINGDOM AND BRITISH POSSESSIONS	..	..	2	10,912	..	..	2	6,357	..	..
	..	..	2	10,912	..	..	2	6,357	..	..
FOREIGN COUNTRIES—										
UNION OF SOCIALIST SOVIET REPUBLICS . . . . .	..	..	..	..	..	..	..	..	..	..
GEORGIA . . . . .	..	..	..	..	..	..	..	..	..	..
SWEDEN . . . . .	..	..	..	..	1	3,267	..	..	..	..
NORWAY . . . . .	..	..	..	..	..	..	..	..	..	..
DENMARK . . . . .	..	..	..	..	..	..	..	..	..	..
POLAND . . . . .	..	..	..	..	..	..	..	..	..	..
GERMANY . . . . .	..	..	..	..	..	..	1	3,172	..	..
NETHERLANDS . . . . .	1	3,460	..	..	..	..	1	2,795	..	..
BELGIUM . . . . .	..	..	..	..	..	..	..	..	..	..
FRANCE . . . . .	12	67,214	9	45,951	..	..	2	6,338	..	..
SPAIN . . . . .	..	..	..	..	..	..	..	..	..	..
PORTUGAL . . . . .	..	..	..	..	..	..	..	..	..	..
ITALY . . . . .	..	..	..	..	..	..	..	..	..	..
FIUME . . . . .	..	..	..	..	..	..	..	..	..	..
AUSTRIA . . . . .	..	..	..	..	..	..	..	..	..	..
HUNGARY . . . . .	..	..	..	..	..	..	..	..	..	..
ROMANIA . . . . .	..	..	..	..	..	..	..	..	..	..
GREECE . . . . .	..	..	..	..	1	3,158	..	..	..	..
TURKEY, ASIATIC . . . . .	..	..	..	..	..	..	..	..	..	..
OTHER NATIVE STATES IN ARABIA . . . . .	..	..	..	..	..	..	..	..	..	..
IRAQ . . . . .	..	..	..	..	..	..	..	..	..	..
IRAN . . . . .	..	..	..	..	..	..	..	..	..	..
SUMATRA . . . . .	..	..	..	..	..	..	..	..	..	..
JAVA . . . . .	..	..	..	..	..	..	..	..	..	..
BORNEO (DUTCH) . . . . .	..	..	..	..	..	..	..	..	..	..
CELEBES AND OTHER ISLANDS . . . . .	..	..	..	..	..	..	..	..	..	..
SIAM . . . . .	1	5,708	..	..	..	..	..	..	..	..
INDO-CHINA (INCLUDING COCHIN-CHINA, ETC.) . . . . .	12	68,481	12	68,061	..	..	..	..	..	..
PHILIPPINES . . . . .	..	..	..	..	..	..	..	..	..	..
CHINA (EXCLUSIVE OF HONGKONG AND MACAO) . . . . .	1	1,132	1	3,460	..	..	..	..	..	..
JAPAN . . . . .	..	..	..	..	..	..	..	..	..	..
EGYPT . . . . .	..	..	1	5,959	1	2,789	11	85,095	1	3,269
PORTUGUESE EAST AFRICA . . . . .	..	..	..	..	..	..	..	..	2	5,944
MADAGASCAR . . . . .	..	..	..	..	..	..	..	..	..	..
REUNION . . . . .	..	..	..	..	..	..	..	..	..	..
GERMAN EAST AFRICA . . . . .	..	..	..	..	..	..	..	..	..	..
ITALIAN EAST AFRICA (ERITREA AND SOMALILAND) . . . . .	..	..	..	..	..	..	..	..	..	..
FRENCH WEST AFRICA . . . . .	..	..	..	..	..	..	..	..	..	..
UNITED STATES OF AMERICA . . . . .	2	16,682	..	..	..	..	..	..	..	..
MEXICO . . . . .	..	..	..	..	..	..	..	..	..	..
DUTCH GUIANA . . . . .	..	..	..	..	..	..	..	..	..	..
VENEZUELA . . . . .	..	..	..	..	..	..	..	..	..	..
TOTAL FOREIGN COUNTRIES	29	182,077	23	123,431	3	9,214	15	48,000	3	9,213
	29	182,077	23	123,431	3	9,214	15	48,000	3	9,213
TOTAL UNITED KINGDOM, BRITISH POSSESSIONS AND FOREIGN COUNTRIES	29	182,077	25	134,343	3	9,214	17	54,357	3	9,213
	20	162,077	25	134,343	3	9,214	17	54,357	3	9,213

\* None entered.



## AND NATIONALITY OF VESSELS

ENTERED and CLEARED with CARGOES from and to each COUNTRY at PORTS in BRITISH INDIA, each country, in the Official Year 1933-34—continued

NATIONALITY										COUNTRIES WHENCE ENTERED AND TO WHICH CLEARED	
PORTUGUESE		ITALIAN				NORWEGIAN					
Cleared*		Entered		Cleared		Entered		Cleared			
vessels	tons	vessels	tons	vessels	tons	vessels	tons	vessels	tons		
..	..	..	..	..	..	..	..	1	8,345	Steam } UNITED KINGDOM AND BRITISH POSSESSIONS—	
..	..	..	..	..	..	..	..	..	..	Sailing } UNITED KINGDOM	
..	..	..	..	1	2,949	..	1	2,340	..	Steam } ADEN AND DEPENDENCIES	
..	..	..	..	..	..	..	..	..	..	Steam } BAHRAIN ISLANDS	
..	..	..	..	..	..	..	..	..	..	Sailing } MALDIVES	
..	..	..	..	3	10,542	..	1	2,050	8	10,302	Steam } Ceylon
..	..	..	..	..	..	..	..	..	..	Sailing } Ceylon	
..	..	..	..	..	..	..	2	2,050	4	5,246	Steam } STRAITS SETTLEMENTS
..	..	..	..	..	..	..	..	..	..	Sailing } STRAITS SETTLEMENTS	
..	..	..	..	..	..	..	5	..	..	Steam } FEDERATED MALAY STATES	
..	..	..	..	..	..	..	2	16,245	..	Steam } BRITISH BORNEO	
..	..	..	..	..	..	..	..	8,334	1	1,599	Steam } HONGKONG
..	..	..	..	..	..	..	..	..	..	Steam } UNION OF SOUTH AFRICA	
..	..	..	..	..	..	..	..	..	..	Sailing } UNION OF SOUTH AFRICA	
..	..	..	..	..	..	..	..	..	..	Steam } MAURITIUS AND DEPENDENCIES (INCLUDING SEYCHELLES)	
..	..	..	..	..	..	..	..	..	..	Steam } KENYA COLONY (INCLUDING ZANZIBAR AND PEMBA)	
..	..	..	..	..	..	..	..	..	1	1,869	Sailing } KENYA COLONY (INCLUDING ZANZIBAR AND PEMBA)
..	..	..	..	..	..	..	..	..	2	3,547	Steam } SIERRA LEONE
..	..	..	..	..	..	..	..	..	..	..	Steam } GOLD COAST
..	..	..	..	..	..	..	..	..	..	..	Steam } TERRITORY OF PAPUA
..	..	..	..	1	6,015	..	..	..	..	..	Steam } COMMONWEALTH OF AUSTRALIA
..	..	..	..	..	..	..	..	..	..	..	Steam } NEW ZEALAND
..	..	..	..	..	..	..	..	..	..	..	Steam } FIJI ISLANDS
..	..	..	..	5	19,506	11	26,969	12	25,908	Steam } TOTAL UNITED KINGDOM AND BRITISH POSSESSIONS	
..	..	..	..	..	..	..	..	..	..	..	Sailing } TOTAL UNITED KINGDOM AND BRITISH POSSESSIONS
..	..	..	..	5	19,506	11	26,969	12	25,908	Total } TOTAL UNITED KINGDOM AND BRITISH POSSESSIONS	
..	..	..	..	..	..	..	9	45,394	..	..	Steam } UNION OF SOCIALIST SOVIET REPUBLICS
..	..	..	..	..	..	..	10	34,442	1	3,821	Steam } GEORGIA
..	..	..	..	..	..	..	4	13,385	5	18,100	Steam } SWEDEN
..	..	..	..	..	..	..	..	..	..	..	Steam } NORWAY
..	..	..	..	..	..	..	..	..	..	..	Steam } DENMARK
..	..	..	..	..	..	..	..	..	..	..	Steam } POLAND
..	..	..	..	..	..	..	..	..	..	..	Steam } GERMANY
..	..	..	..	..	..	..	..	..	..	..	Sailing } GERMANY
..	..	..	..	1	3,595	1	2,933	3	10,452	Steam } NETHERLANDS	
..	..	..	..	..	..	..	..	..	1	3,492	Steam } BELGIUM
..	..	8	12,707	12	47,875	..	..	..	1	2,727	Steam } FRANCE
..	..	..	..	..	..	..	..	..	..	..	Steam } SPAIN
..	..	86	435,887	74	378,468	..	..	..	..	..	Steam } PORTUGAL
..	..	..	..	..	..	..	..	..	..	..	Steam } ITALY
..	..	..	..	..	..	..	..	..	..	..	Steam } Fiume
..	..	..	..	..	..	..	..	..	..	..	Steam } AUSTRIA
..	..	..	..	..	..	..	6	19,800	..	..	Steam } HUNGARY
..	..	1	3,950	..	..	..	1	1,678	..	..	Steam } ROMANIA
..	..	..	..	..	..	..	..	..	..	..	Steam } GREECE
..	..	..	..	..	..	..	..	..	..	..	Steam } TURKEY, ASIATIC
..	..	..	..	..	..	..	..	..	1	1,049	Sailing } OTHER NATIVE STATES IN ARABIA
..	..	..	..	..	..	..	4	13,174	1	3,372	Steam } IRAQ
..	..	..	..	..	..	..	1	5,714	..	..	Steam } IRAN
..	..	..	..	..	..	..	1	5,714	..	..	Steam } SUMATRA
..	..	21	81,496	28	90,320	..	..	..	..	..	Steam } JAVA
..	..	..	..	..	..	..	3	12,514	..	..	Steam } BORNEO (DUTCH)
..	..	2	7,811	..	..	..	..	..	..	..	Steam } CELEBES AND OTHER ISLANDS
..	..	..	..	..	..	..	18	16,186	18	15,235	Steam } SIAM
..	..	..	..	..	..	..	..	..	..	..	Sailing } SIAM
..	..	..	..	..	..	..	..	..	..	..	Steam } INDO-CHINA (INCLUDING COCHIN-CHINA, ETC.)
..	..	..	..	..	..	..	..	..	..	..	Steam } PHILIPPINES
1	1,314	12	129,187	12	129,138	17	28,082	21	96,104	Steam } CHINA (EXCLUSIVE OF HONGKONG AND MACAO)	
..	..	10	33,632	11	37,085	1	1,953	..	..	..	Steam } JAPAN
..	..	..	..	..	..	..	..	..	..	..	Sailing } JAPAN
..	..	..	..	4	12,757	1	5,714	1	2,933	..	Steam } EGYPT
..	..	..	..	..	..	..	..	..	..	..	Steam } PORTUGUESE EAST AFRICA
..	..	..	..	..	..	..	..	..	..	..	Steam } MADAGASCAR
..	..	..	..	..	..	..	..	..	..	..	Steam } REUNION
..	..	..	..	..	..	..	..	..	..	..	Steam } GERMAN EAST AFRICA
..	..	..	..	1	3,209	..	..	..	..	..	Steam } ITALIAN EAST AFRICA (SOMALIA AND SOMALI-LAND)
..	..	..	..	..	..	..	..	..	2	6,396	Steam } FRENCH WEST AFRICA
..	..	1	3,518	..	..	..	..	..	..	..	Steam } UNITED STATES OF AMERICA
..	..	..	..	..	..	..	1	1,908	..	..	Sailing } MEXICO
..	..	..	..	..	..	..	..	..	..	..	Steam } DUTCH GUIANA
..	..	1	3,230	..	..	..	..	..	1	2,443	Steam } VENEZUELA
..	..	..	..	..	..	..	..	..	..	..	Sailing } VENEZUELA
1	1,314	137	710,348	138	702,447	77	202,877	56	101,124	Steam } TOTAL FOREIGN COUNTRIES	
..	..	..	..	..	..	..	..	..	..	..	Sailing } TOTAL FOREIGN COUNTRIES
1	1,314	137	710,348	138	702,447	77	202,877	56	101,124	Total } TOTAL FOREIGN COUNTRIES	
1	1,314	137	710,348	143	721,953	88	229,846	68	127,032	Steam } TOTAL UNITED KINGDOM, BRITISH POSSESSIONS AND FOREIGN COUNTRIES	
..	..	..	..	..	..	..	..	..	..	..	Sailing } TOTAL UNITED KINGDOM, BRITISH POSSESSIONS AND FOREIGN COUNTRIES
1	1,314	137	710,348	143	721,953	88	229,846	68	127,032	Total } TOTAL UNITED KINGDOM, BRITISH POSSESSIONS AND FOREIGN COUNTRIES	

\*None entered.

GENERAL TABLES  
SHIPPING

( 690 )

No. 8—continued

TRADE WITH EACH COUNTRY

NUMBER and TONNAGE of STEAM and SAILING VESSELS, including their REPEATED VOYAGES, that the NATIONALITY of the vessels employed in the Trade

COUNTRIES WHENCE ENTERED AND TO WHICH CLEARED	NATIONALITY											
	SWEDISH				JAPANESE				CHINESE			
	Entered		Cleared		Entered		Cleared		Entered		Cleared	
	vessels	tons	vessels	tons	vessels	tons	vessels	tons	vessels	tons	vessels	tons
<b>UNITED KINGDOM AND BRITISH POSSESSIONS—</b>												
UNITED KINGDOM	..	..	1	3,681	..	..	..	..	..	..	..	..
ADEN AND DEPENDENCIES	..	..	..	..	..	..	..	..	..	..	..	..
BABRIN ISLANDS	..	..	..	..	..	..	..	..	..	..	..	..
MALDIVES	..	..	1	3,287	1	3,451	4	13,798	..	..	..	..
Ceylon	..	..	..	..	2	50	4	9,206	..	..	..	..
STRAITS SETTLEMENTS	..	..	..	..	..	..	..	..	..	..	..	..
FEDERATED MALAY STATES	..	..	..	..	..	..	1	3,231	..	..	..	..
BRITISH BORNEO	..	..	..	..	..	..	..	..	..	..	..	..
HONGKONG	..	..	..	..	..	..	..	..	..	..	..	..
GOLD COAST	..	..	..	..	..	..	..	..	..	..	..	..
UNION OF SOUTH AFRICA	..	..	..	..	3	13,481	..	..	..	..	..	..
MAURITIUS AND DEPENDENCIES (INCLUDING SEYCHELLES)	..	..	..	..	..	..	..	..	..	..	..	..
KENYA COLONY (INCLUDING ZANZIBAR AND PEMBA)	..	..	..	..	..	..	..	..	..	..	..	..
TANGANYIKA TERRITORY	..	..	..	..	..	..	..	..	..	..	..	..
CANADA	..	..	..	..	..	..	1	5,355	..	..	..	..
COMMONWEALTH OF AUSTRALIA	..	..	..	..	..	..	..	..	..	..	..	..
TOTAL UNITED KINGDOM AND BRITISH POSSESSIONS	..	..	2	6,948	0	16,082	10	31,590	..	..	..	..
<b>FOREIGN COUNTRIES—</b>												
UNION OF SOCIALIST SOVIET REPUBLICS	..	..	..	..	..	..	..	..	..	..	..	..
SWEDEN	11	36,056	8	25,099	..	..	..	..	..	..	..	..
NORWAY	..	..	..	..	..	..	..	..	..	..	..	..
DENMARK	..	..	1	2,625	..	..	..	..	..	..	..	..
GERMANY	..	..	2	6,776	..	..	..	..	..	..	..	..
NETHERLAND	1	2,806	..	..	..	..	..	..	..	..	..	..
BELGIUM	..	..	..	..	..	..	..	..	..	..	..	..
FRANCE	..	..	1	2,268	..	..	..	..	..	..	..	..
SPAIN	..	..	..	..	..	..	..	..	1	1,175	..	..
PORTUGAL	..	..	..	..	..	..	..	..	..	..	..	..
ITALY	..	..	..	..	..	..	..	..	..	..	..	..
RUSSIA	..	..	..	..	..	..	..	..	..	..	..	..
AUSTRIA	..	..	..	..	..	..	..	..	..	..	..	..
ROMANIA	1	3,628	..	..	..	..	..	..	..	..	..	..
GREECE	..	..	..	..	..	..	..	..	..	..	..	..
TURKEY, ASIATIC	..	..	..	..	..	..	..	..	..	..	..	..
MASQAT TERRITORY AND TRUCIAL OMAN	..	..	..	..	..	..	..	..	..	..	..	..
IRAN	..	..	..	..	..	..	..	..	..	..	..	..
SIAM	..	..	..	..	5	15,513	..	..	..	..	1	1,175
INDO-CHINA (INCLUDING COCHIN-CHINA, ETC.)	..	..	..	..	..	..	..	..	..	..	..	..
SUMATRA	..	..	..	..	..	..	1	2,981	..	..	..	..
PHILIPPINES	..	..	..	..	..	..	1	2,908	..	..	..	..
JAVA	..	..	..	..	4	11,279	..	..	..	..	..	..
BORNEO (DUTCH)	..	..	..	..	..	..	..	..	..	..	..	..
CHINA (EXCLUSIVE OF HONGKONG AND MACAO)	..	..	..	..	..	..	1	3,281	..	..	..	..
KOREA	..	..	..	..	130	489,719	129	484,260	..	..	1	3,871
JAPAN	..	..	..	..	..	..	..	..	..	..	..	..
EGYPT	..	..	4	10,211	..	..	..	..	..	..	..	..
CELEBES AND OTHER ISLANDS	..	..	..	..	..	..	..	..	..	..	..	..
FRENCH WEST AFRICA	..	..	..	..	..	..	..	..	..	..	..	..
PORTUGUESE EAST AFRICA	..	..	..	..	..	..	..	..	..	..	..	..
MADAGASCAR	..	..	..	..	..	..	..	..	..	..	..	..
REUNION	..	..	..	..	..	..	..	..	..	..	..	..
ITALIAN EAST AFRICA (ZIBITRA AND SOMALILAND)	..	..	..	..	..	..	..	..	..	..	..	..
GERMAN EAST AFRICA	..	..	..	..	..	..	..	..	..	..	..	..
UNITED STATES OF AMERICA	..	..	..	..	..	..	..	..	..	..	..	..
TOTAL FOREIGN COUNTRIES	18	42,290	16	46,979	139	516,511	132	493,330	1	1,175	2	5,046
TOTAL	18	42,290	16	46,979	139	516,511	132	493,330	1	1,175	2	5,046
TOTAL UNITED KINGDOM, BRITISH POSSESSIONS AND FOREIGN COUNTRIES	18	42,290	18	53,927	145	533,493	142	524,920	1	1,175	2	5,046

AND NATIONALITY OF VESSELS

ENTERED and CLEARED with CARGOES from and to each COUNTRY at PORTS in BRITISH INDIA, distinguishing with each country, in the Official Year 1933-34—continued

NATIONALITY										COUNTRIES WHENCE ENTERED AND TO WHICH CLEARED
AMERICAN				EGYPTIAN		MALDIVIAN				
Entered		Cleared		Cleared*		Entered		Cleared		
vessels	tons	vessels	tons	vessels	tons	vessels	tons	vessels	tons	
..	..	..	..	..	..	..	..	..	..	UNITED KINGDOM AND BRITISH POSSESSIONS—
..	..	1	2,228	..	..	..	..	..	..	Steam UNITED KINGDOM
..	..	..	..	..	..	..	..	..	..	Steam ADEN AND DEPENDENCIES
..	..	..	..	..	..	..	..	..	..	Steam } BAHRAIN ISLANDS
..	..	..	..	..	..	8	470	8	469	Sailing } MALDIVES
..	..	..	..	..	..	..	..	..	..	Sailing } OCEYON
2	12,578	..	..	..	..	..	..	..	..	Steam } STRAITS SETTLEMENTS
..	..	..	..	..	..	..	..	..	..	Sailing } FEDERATED MALAY STATES
..	..	..	..	..	..	..	..	..	..	Steam BRITISH BORNEO
..	..	..	..	..	..	..	..	..	..	Steam HONGKONG
..	..	..	..	..	..	..	..	..	..	Steam GOLD COAST
..	..	..	..	..	..	..	..	..	..	Steam } UNION OF SOUTH AFRICA
..	..	..	..	..	..	..	..	..	..	Sailing } MAURITIUS AND DEPENDENCIES (INCLUDING SEYCHELLES)
..	..	..	..	..	..	..	..	..	..	Steam } KENYA COLONY (INCLUDING ZAMBAR AND PUMBA)
..	..	..	..	..	..	..	..	..	..	Sailing } TANGANYIKA TERRITORY
1	3 856	..	..	..	..	..	..	..	..	Steam CANADA
..	..	..	..	..	..	..	..	..	..	Steam COMMONWEALTH OF AUSTRALIA
3	16,434	1	2,228	..	..	3	470	8	469	Steam } TOTAL UNITED KINGDOM AND BRITISH POSSESSIONS
..	..	..	..	..	..	..	..	..	..	Sailing } FOREIGN COUNTRIES—
3	16,434	1	2,228	..	..	3	470	8	469	Steam UNION OF SOCIALIST SOVIET REPUBLICS
..	..	..	..	..	..	..	..	..	..	Steam SWEDEN
..	..	..	..	..	..	..	..	..	..	Steam NORWAY
..	..	..	..	..	..	..	..	..	..	Steam DENMARK
..	..	..	..	..	..	..	..	..	..	Steam GERMANY
..	..	..	..	..	..	..	..	..	..	Steam NETHERLANDS
..	..	..	..	..	..	..	..	..	..	Steam BELGIUM
..	..	..	..	..	..	..	..	..	..	Steam FRANCE
..	..	..	..	..	..	..	..	..	..	Steam SPAIN
..	..	..	..	..	..	..	..	..	..	Steam PORTUGAL
..	..	..	..	..	..	..	..	..	..	Steam ITALY
..	..	..	..	..	..	..	..	..	..	Steam FIUME
..	..	..	..	..	..	..	..	..	..	Steam AUSTRIA
..	..	..	..	..	..	..	..	..	..	Steam HUNGARY
..	..	..	..	..	..	..	..	..	..	Steam GREECE
..	..	..	..	..	..	..	..	..	..	Steam } TURKEY, ASIATIC
..	..	..	..	..	..	..	..	..	..	Sailing } MASKAT TERRITORY AND TRUCIAL OMAN
..	..	..	..	..	..	..	..	..	..	Steam IRAN
..	..	..	..	..	..	..	..	..	..	Steam } SIAM
..	..	..	..	..	..	..	..	..	..	Sailing } INDO-CHINA (INCLUDING COCHIN CHINA, &c.)
..	..	..	..	..	..	..	..	..	..	Steam SUMATRA
..	..	..	..	..	..	..	..	..	..	Steam PHILIPPINES
..	..	..	..	..	..	..	..	..	..	Steam JAWA
..	..	..	..	..	..	..	..	..	..	Sailing } BORNEO (DUTCH)
..	..	..	..	..	..	..	..	..	..	Steam CHINA (EXCLUSIVE OF HONGKONG AND M3010)
..	..	..	..	1	2,840	..	..	..	..	Steam KOREA
..	..	..	..	..	..	..	..	..	..	Steam JAPAN
..	..	..	..	..	..	..	..	..	..	Steam EGYPT
..	..	..	..	..	..	..	..	..	..	Steam CELEBES AND OTHER ISLANDS
..	..	..	..	..	..	..	..	..	..	Steam FRENCH WEST AFRICA
..	..	..	..	..	..	..	..	..	..	Steam } PORTUGUESE EAST AFRICA
..	..	..	..	..	..	..	..	..	..	Sailing } MADAGASCAR
..	..	..	..	..	..	..	..	..	..	Steam REUNION
..	..	..	..	..	..	..	..	..	..	Steam ITALIAN EAST AFRICA (EMIRETA AND SOMALILAND)
39	206,624	49	256,238	..	..	..	..	..	..	Sailing GERMAN EAST AFRICA
..	..	..	..	..	..	..	..	..	..	Steam } UNITED STATES OF AMERICA
..	..	..	..	..	..	..	..	..	..	Sailing } OTHER ISLANDS IN THE PACIFIC
39	206,624	49	256,238	1	2,840	..	..	..	..	Steam } TOTAL FOREIGN COUNTRIES
..	..	..	..	..	..	..	..	..	..	Sailing } TOTAL
39	206,624	49*	256,238	1	2,840	..	..	..	..	Total } TOTAL UNITED KINGDOM, BRITISH POSSESSIONS AND FOREIGN COUNTRIES
42	223,058	50	258,466	1	2,840	..	..	..	..	Steam } TOTAL
..	..	..	..	..	..	8	470	8	469	Sailing } TOTAL
42	223,058	50	258,466	1	2,840	8	470	8	469	Total } TOTAL

\*None entered.



AND NATIONALITY OF VESSELS

and CLEARED with CARGOES from and to each COUNTRY at PORTS in BRITISH INDIA, distinguishing the country, in the Official Year 1933-34—continued

CRAFT												COUNTRIES WHENCE ENTERED AND TO WHICH CLEARED	
BRITISH INDIAN				FOREIGN				TOTAL BRITISH, BRITISH INDIAN, FOREIGN, AND NATIVE CRAFT					
Entered		Cleared		Entered		Cleared		Entered		Cleared			
vessels	tons	vessels	tons	vessels	tons	vessels	tons	vessels	tons	vessels	tons		
								409	2,077,846	378	1,804,508	Steam	UNITED KINGDOM AND BRITISH POSSESSIONS—
												Sailing	UNITED KINGDOM
								40	148,050	1	2,940	Steam	ADEN AND DEPENDENCIES
		1	117			1	148			2	265	Sailing	
										1	2,228	Steam	BAHRAIN ISLANDS
		5	848	1	83	12	1,124	1	88	17	1,472	Sailing	
										1	1,008	Steam	MALDIVES
								3	470	3	469	Sailing	
								503	384,131	583	504,800	Steam	Ceylon
68	4,277	182	11,420			1	15	121	10,532	347	31,475	Sailing	
								102	378,057	155	380,347	Steam	STRAITS SETTLEMENTS
3	60	6	147	2	100	2	185	5	250	8	332	Sailing	
								1	4,702	1	3,231	Steam	FEDERATED MALAY STATES
								9	29,465			Sailing	BRITISH BORNEO
								9	19,084	2	5,242	Steam	HONGKONG
										2	3,547	Steam	GOLD COAST
										1	1,860	Steam	SERRA LEONE
								57	106,276	48	160,073	Steam	UNION OF SOUTH AFRICA
							3	344		3	344	Sailing	
								9	37,377	10	80,779	Steam	MAURITIUS AND DEPENDENCIES (INCLUDING SEYHELLES)
		1	173			2	100			1	173	Sailing	SOCOTRA
								4	15,988	2	100	Steam	KENYA COLONY (INCLUDING ZANZIBAR AND PEMBA)
2	202					1	135	2	202	1	135	Sailing	TANGANYIKA TERRITORY
												Steam	SOMALILAND
1	94			1	120			2	214			Steam	ANGLO-EGYPTIAN SUDAN
								1	2,161			Steam	BAHAMAS
										1	3,408	Steam	BRITISH WEST INDIA ISLANDS
										1	3,035	Steam	TERRITORY OF PAPUA
										1	3,219	Steam	COMMONWEALTH OF AUSTRALIA
								30	281,728	49	362,501	Steam	NEW ZEALAND
								1	5,460	3	16,380	Sailing	ELI ISLANDS
										1	3,912	Steam	
								1,244	3,583,225	1,180	3,409,824	Steam	TOTAL UNITED KINGDOM AND BRITISH POSSESSIONS
74	4,633	105	12,205	4	303	22	2,144	134	11,751	384	34,855	Sailing	
74	4,633	105	12,205	4	393	22	2,144	1,378	3,594,976	1,573	3,444,679	Total	FOREIGN COUNTRIES—
								11	55,968			Steam	UNION OF SOCIALIST SOVIET REPUBLICS
												Steam	GEORGIA
								22	73,765	10	32,540	Steam	SWEDEN
								4	13,385	5	13,100	Steam	NORWAY
								3	3,848	5	17,340	Steam	DENMARK
												Steam	POLAND
								73	324,395	113	482,184	Steam	GERMANY
												Sailing	
								20	90,013	16	56,342	Steam	NETHERLANDS
								7	27,089	17	50,841	Steam	BELGIUM
								15	79,021	51	202,809	Steam	FRANCE
												Sailing	
								1	1,175	1	4,657	Steam	SPAIN
										1	4,902	Steam	PORTUGAL
								87	439,072	77	336,754	Steam	ITALY
												Steam	FINLAND
												Steam	ARMENIA
								13	44,515			Steam	HUNGARY
								1	3,158			Steam	ROUMANIA
												Steam	GREECE
								1	1,873			Steam	TURKEY, EUROPEAN
												Steam	TURKEY, ASIATIC
						6	651			6	651	Sailing	

GENERAL TABLES  
SHIPPING

( 694 )

No. 8—concluded

TRADE WITH EACH COUNTRY

NUMBER and TONNAGE of STEAM and SAILING VESSELS, including their REPEATED VOYAGES, that ENTERED NATIONALITY of the vessels employed in the Trade with each

COUNTRIES WHENCE ENTERED AND TO WHICH CLEARED	NATION							
	TOTAL FOREIGN				NATIVE			
	Entered		Cleared		British		Cleared	
	vessels	tons	vessels	tons	vessels	tons	vessels	tons
FOREIGN COUNTRIES—continued								
MASKAT TERRITORY AND TRUCIAL OMAN	{	Steam	..	..	..	..	..	..
	{	Sailing	..	..	..	..	..	..
OTHER NATIVE STATES IN ARABIA	{	Steam	..	..	1	1,049	..	..
	{	Sailing	..	..	..	..	..	..
IRAQ	{	Steam	..	..	..	..	..	..
	{	Sailing	..	..	..	..	..	..
IRAN	{	Steam	6	20,828	1	3,372	..	..
	{	Sailing	..	..	..	..	..	..
HENJAM ISLAND	{	Steam	..	..	..	..	..	..
	{	Sailing	..	..	..	..	..	..
SUMATRA	{	Steam	12	15,725	20	19,657	..	..
	{	Sailing	..	..	..	..	..	..
JAVA	{	Steam	29	107,184	41	172,844	..	..
	{	Sailing	..	..	..	..	..	..
BORNEO (DUTCH)	{	Steam	4	15,958	..	..	..	..
	{	Sailing	..	..	..	..	..	..
Celebes and other islands	{	Steam	8	11,974	..	..	..	..
	{	Sailing	..	..	..	..	..	..
SIAM	{	Steam	28	45,650	19	16,410	..	..
	{	Sailing	..	..	..	..	..	..
INDO-CHINA (INCLUDING COCHIN CHINA, ETC.)	{	Steam	18	74,189	18	70,992	..	..
	{	Sailing	..	..	..	..	..	..
PHILIPPINES	{	Steam	..	..	1	2,608	..	..
CHINA (EXCLUSIVE OF HONGKONG AND MACAO)	{	Steam	31	162,427	40	186,347	..	..
	{	Sailing	..	..	..	..	..	..
KOREA	{	Steam	..	..	..	..	..	..
JAPAN	{	Steam	141	525,304	141	525,216	..	..
	{	Sailing	..	..	..	..	..	..
EGYPT	{	Steam	2	8,503	25	81,695	..	..
CONGO FREE STATE	{	Sailing	..	..	..	..	..	..
PORTUGUESE EAST AFRICA	{	Steam	..	..	2	6,944	..	..
	{	Sailing	..	..	..	..	..	..
MADAGASCAR	{	Steam	..	..	..	..	..	..
	{	Sailing	..	..	..	..	..	..
REUNION	{	Steam	..	..	..	..	..	..
	{	Sailing	..	..	..	..	..	..
FRENCH WEST AFRICA	{	Steam	..	..	..	..	..	..
	{	Sailing	..	..	..	..	..	..
ITALIAN EAST AFRICA (ERITREA AND SOMALILAND)	{	Steam	..	..	1	3,209	..	..
	{	Sailing	..	..	..	..	..	..
FRENCH SOMALILAND	{	Steam	..	..	..	..	..	..
	{	Sailing	..	..	..	..	..	..
UNITED STATES OF AMERICA	{	Steam	62	310,231	69	339,398	..	..
	{	Sailing	..	..	..	..	..	..
CUBA	{	Steam	..	..	..	..	..	..
	{	Sailing	..	..	..	..	..	..
MEXICO	{	Steam	1	1,908	..	..	..	..
	{	Sailing	..	..	..	..	..	..
WEST INDIES	{	Steam	..	..	..	..	..	..
	{	Sailing	..	..	..	..	..	..
DUTCH GUIANA	{	Steam	1	3,280	..	..	..	..
ARGENTINE REPUBLIC	{	Steam	..	..	..	..	..	..
	{	Sailing	..	..	..	..	..	..
CHILE	{	Steam	..	..	..	..	..	..
	{	Sailing	..	..	..	..	..	..
VENEZUELA	{	Steam	..	..	1	2,443	..	..
	{	Sailing	..	..	..	..	..	..
ECUADOR	{	Steam	..	..	..	..	..	..
	{	Sailing	..	..	..	..	..	..
OTHER ISLANDS IN THE PACIFIC	{	Steam	..	..	..	..	..	..
	{	Sailing	..	..	..	..	..	..
TOTAL FOREIGN COUNTRIES	{	Steam	580	2,430,671	604	2,447,811	..	..
	{	Sailing	..	..	..	..	..	..
	{	Total	580	2,430,671	604	2,447,811	..	..
TOTAL UNITED KINGDOM, BRITISH POSSESSIONS AND FOREIGN COUNTRIES	{	Steam	609	2,518,110	648	2,589,974	..	..
	{	Sailing	3	470	8	469	..	..
	{	Total	612	2,518,580	656	2,590,443	..	..

AND NATIONALITY OF VESSELS

and CLEARED with CARGOES from and to each COUNTRY at PORTS in BRITISH INDIA, distinguishing the country, in the Official Year 1933-34—concluded

BRITISH INDIAN		FOREIGN				TOTAL BRITISH, BRITISH INDIAN, FOREIGN, AND NATIVE CRAFT				COUNTRIES WHENCE ENTERED AND TO WHICH CLEARED		
Entered		Cleared		Entered		Cleared		Entered		Cleared		
vessels	tons	vessels	tons	vessels	tons	vessels	tons	vessels	tons	vessels	tons	
..	..	..	..	..	..	..	..	1	1,870	..	..	FOREIGN COUNTRIES—continued
54	4,986	117	11,743	94	8,265	130	8,581	148	13,251	247	20,324	Steam } MASKAT TERRITORY AND TRUCCAS
..	..	..	..	..	..	..	..	9	23,233	21	50,684	Sailing } OMAN
1	207	3	140	10	1,875	51	5,390	17	2,142	53	5,530	Steam } OTHER NATIVE STATES IN ARABIA
..	..	..	..	..	..	..	..	112	221,014	106	206,109	Sailing } IRAQ
10	692	13	1,171	37	2,813	55	5,121	47	3,505	68	6,292	Steam } IRAN
..	..	..	..	..	..	..	..	38	123,558	15	50,086	Sailing } HANJAM ISLAND
6	370	..	..	25	1,235	1	50	80	1,605	1	50	Steam } SUMATRA
..	..	..	..	..	..	..	..	..	..	..	..	Sailing } JAV
..	..	..	..	..	..	..	..	13	21,091	20	19,657	Steam } BORNEO (DUTCH)
..	..	..	..	..	..	..	..	..	..	..	..	Sailing } OREBES AND OTHER ISLANDS
..	..	..	..	..	..	..	..	89	209,794	69	265,891	Steam } SIAM
..	..	..	..	..	..	..	..	8	20,981	..	..	Sailing } PHILIPPINES
..	..	..	..	..	..	..	..	3	11,974	..	..	Steam } CHINA (EXCLUSIVE OF HONGKONG AND MACAO)
..	..	..	..	..	..	..	..	40	79,222	20	18,536	Sailing } KOREA
39	235	31	837	3	23	..	..	32	256	31	357	Steam } JAPAN
..	..	..	..	..	..	..	..	15	81,243	13	70,992	Sailing } EGYPT
..	..	..	..	..	..	..	..	..	..	..	..	Steam } CONGO FREE STATE
..	..	..	..	..	..	..	..	2	6,142	1	2,908	Steam } PORTUGUESE EAST AFRICA
..	..	..	..	..	..	..	..	67	270,076	97	340,393	Sailing } MADAGASCAR
..	..	..	..	..	..	..	..	..	..	..	..	Steam } REUNION
..	..	..	..	..	..	..	..	221	929,690	232	978,909	Sailing } FRENCH WEST AFRICA
..	..	..	..	..	..	..	..	..	..	..	..	Steam } ITALIAN EAST AFRICA (ERITREA AND SOMALILAND)
..	..	..	..	..	..	..	..	6	20,426	60	186,372	Sailing } FRENCH SOMALILAND
..	..	..	..	..	..	..	..	1	4,592	..	..	Steam } UNITED STATES OF AMERICA
..	..	..	..	..	..	..	..	4	10,892	6	16,369	Sailing } CUBA
2	161	5	506	1	115	5	642	3	276	10	1,148	Steam } MEXICO
..	..	..	..	..	..	..	..	..	..	5	13,147	Sailing } WEST INDIES
2	131	..	..	..	..	..	..	2	131	..	..	Steam } DUTCH GUIANA
..	..	..	..	..	..	..	..	..	..	..	..	Sailing } ARGENTINE REPUBLIC
..	..	..	..	..	..	..	..	..	..	..	..	Steam } CHILE
..	..	..	..	..	..	..	..	..	..	..	..	Sailing } VENEZUELA
..	..	..	..	..	..	..	..	..	..	..	..	Steam } ECUADOR
..	..	..	..	..	..	..	..	..	..	4	10,102	Sailing } OTHER ISLANDS IN THE PACIFIC
109	6,840	108	13,917	178	14,517	248	20,435	975	3,737,318	1,145	4,237,804	Steam } TOTAL FOREIGN COUNTRIES
103	6,840	108	13,917	178	14,517	248	20,435	281	21,357	410	84,352	Sailing } TOTAL
177	11,473	363	26,122	182	14,010	270	22,579	1,250	3,758,675	1,561	4,272,156	Total } TOTAL UNITED KINGDOM, BRITISH POSSESSIONS AND FOREIGN COUNTRIES
177	11,473	363	26,122	182	14,010	270	22,579	2,219	7,320,543	2,334	7,647,628	Total } TOTAL
								415	33,108	800	69,207	
								2,634	7,353,651	3,134	7,716,835	

GENERAL TABLES  
SHIPPING

( 696 )

No. 9

TRADE WITH EACH COUNTRY

NUMBER and TONNAGE of STEAM and SAILING VESSELS, including their REPEATED VOYAGES, that  
ing the NATIONALITY of the vessels employed in

COUNTRIES WHENCE ENTERED AND TO WHICH CLEARED	NATION															
	BRITISH (OTHER THAN BRITISH INDIAN)				BRITISH INDIAN (OTHER THAN NATIVE CRAFT)				DUTCH				ITALIAN			
	Entered		Cleared		Entered		Cleared		Entered		Cleared		Entered		Cleared	
	vessels	tons	vessels	tons	vessels	tons	vessels	tons	vessels	tons	vessels	tons	vessels	tons	vessels	tons
UNITED KINGDOM AND BRITISH POSSESSIONS— UNITED KINGDOM . . . . .	Steam	39	168,581	1	4,893	..	..	..	..	..	..	..	..	..	..	..
PALESTINE . . . . .	Steam	..	..	..	..	..	..	..	..	..	..	1	3,250	..	..	
ADEN AND DEPENDENCIES . . . . .	Steam	1	841	2	6,750	..	..	..	..	..	..	..	..	..	..	
BAHRAIN ISLANDS . . . . .	Steam	..	..	..	..	..	..	..	..	..	..	..	..	..	..	
MALDIVES . . . . .	Sailing	..	..	..	..	..	..	..	..	..	..	..	..	..	..	
CEYLON . . . . .	Steam	55	159,486	10	21,308	8	4,492	..	..	..	..	..	..	..	..	
	Sailing	..	..	..	..	91	11,097	3	284	..	..	..	..	..	..	
STRAITS SETTLEMENTS . . . . .	Steam	11	33,142	2	6,620	..	..	1	120	..	..	..	..	..	..	
	Sailing	..	..	..	..	..	..	..	..	..	..	..	..	..	..	
FEDERATED MALAY STATES . . . . .	Steam	..	..	..	..	..	..	..	..	..	..	..	..	..	..	
BRITISH BORNEO . . . . .	Steam	1	2,122	..	..	..	..	..	..	..	..	..	..	..	..	
HONGKONG . . . . .	Steam	3	7,184	..	..	..	..	..	..	..	..	..	..	..	..	
	Sailing	..	..	..	..	..	..	..	..	..	..	..	..	..	..	
UNION OF SOUTH AFRICA . . . . .	Steam	3	11,739	1	12,162	..	..	..	..	..	..	..	..	..	..	
	Sailing	..	..	..	..	..	..	..	..	..	..	..	..	..	..	
MAURITIUS AND DEPENDENCIES (INCLUDING SEYCHELLES)	Steam	0	37,302	..	..	..	..	..	..	..	..	..	..	..	..	
	Sailing	..	..	..	..	..	..	..	..	..	..	..	..	..	..	
KENYA COLONY (INCLUDING ZANZIBAR AND PEMBA)	Steam	1	3,406	1	3,227	..	..	..	1	4,223	..	..	..	..	..	
	Sailing	..	..	..	..	..	..	..	..	..	..	..	..	..	..	
TANGANYIKA TERRITORY . . . . .	Steam	1	2,925	..	..	..	..	..	..	..	..	..	..	..	..	
ANGLO-EGYPTIAN SUDAN . . . . .	Steam	..	..	..	..	..	..	..	..	..	..	..	..	..	..	
CANADA . . . . .	Steam	..	..	..	..	..	..	..	..	..	..	..	..	..	..	
BRITISH GUIANA . . . . .	Steam	..	..	..	..	..	..	..	..	..	..	..	..	..	..	
COMMONWEALTH OF AUSTRALIA . . . . .	Steam	5	19,291	2	7,470	..	..	..	..	..	..	..	..	1	3,233	
	Sailing	..	..	..	..	..	..	..	..	..	..	..	..	..	..	
NEW ZEALAND (INCLUDING NAURU AND BR. SAMOA)	Steam	..	..	1	3,118	..	..	..	..	..	..	..	..	..	..	
FII ISLANDS . . . . .	Steam	1	3,912	..	..	..	..	..	..	..	..	..	..	..	..	
TOTAL UNITED KINGDOM AND BRITISH POSSESSIONS	Steam	130	450,021	20	65,557	8	4,492	1	120	1	4,223	..	..	2	6,492	
	Sailing	..	..	..	..	91	11,097	3	284	..	..	..	..	..	..	
	Total	130	450,021	20	65,557	99	15,589	4	404	1	4,223	..	..	2	6,492	
FOREIGN COUNTRIES—																
RUSSIA . . . . .	Steam	..	..	..	..	..	..	..	..	..	..	..	..	..	..	
GEORGIA . . . . .	Steam	..	..	..	..	..	..	..	..	..	..	..	..	..	..	
NORWAY . . . . .	Steam	..	..	..	..	..	..	..	..	..	..	..	..	..	..	
DENMARK . . . . .	Steam	1	3,777	..	..	..	..	..	..	..	..	..	..	..	..	
GERMANY . . . . .	Steam	..	..	..	..	..	..	..	..	..	..	..	..	..	..	
NETHERLANDS . . . . .	Steam	..	..	..	..	..	..	..	1	4,297	..	..	..	..	..	
BELGIUM . . . . .	Steam	1	3,162	..	..	..	..	..	..	..	..	..	..	..	..	
FRANCE . . . . .	Steam	..	..	..	..	..	..	..	..	..	..	1	3,585	..	..	
SPAIN . . . . .	Steam	..	..	..	..	..	..	..	..	..	..	..	..	..	..	
PORTUGAL . . . . .	Steam	..	..	..	..	..	..	..	..	..	..	..	..	..	..	
ITALY . . . . .	Steam	6	16,522	..	..	..	..	..	..	..	..	..	..	2	6,593	
TURKEY . . . . .	Steam	..	..	..	..	..	..	..	..	..	..	..	..	..	..	
AUSTRIA . . . . .	Steam	..	..	..	..	..	..	..	..	..	..	..	..	..	..	
BULGARIA . . . . .	Steam	..	..	..	..	..	..	..	..	..	..	..	..	..	..	
ROMANIA . . . . .	Steam	..	..	..	..	..	..	..	..	..	..	..	..	..	..	
TURKEY, ASIATIC . . . . .	Steam	1	3,149	..	..	..	..	..	..	..	..	..	..	..	..	
MASQAT TERRITORY AND TRUCIAL OMAN	Steam	..	..	..	..	..	..	..	..	..	..	..	..	..	..	
OTHER NATIVE STATES IN ARABIA . . . . .	Steam	11	20,209	2	8,354	1	2,479	..	..	..	..	..	..	..	..	
	Sailing	..	..	..	..	..	..	..	..	..	..	..	..	..	..	
IRAQ . . . . .	Steam	9	20,736	2	3,681	..	..	..	..	..	..	..	..	..	..	
IRAN . . . . .	Steam	1	2,743	23	78,989	..	..	..	..	..	..	..	..	..	..	
HENJAM ISLAND . . . . .	Steam	..	..	..	..	..	..	..	..	..	..	..	..	..	..	
SUMATRA . . . . .	Steam	..	..	0	34,358	..	..	..	0	5,578	..	..	..	..	..	
JAVA . . . . .	Steam	3	7,785	1	3,143	..	..	..	..	..	2	6,791	..	..	..	
BORNEO (DUTCH) . . . . .	Steam	..	..	1	3,444	..	..	..	..	..	..	..	..	..	..	
CELEBES AND OTHER ISLANDS . . . . .	Steam	1	3,180	1	2,045	..	..	..	..	..	..	..	..	..	..	
SIAM . . . . .	Steam	..	..	2	6,810	..	..	..	..	..	..	..	..	..	..	
	Sailing	..	..	..	..	..	..	..	..	..	..	..	..	..	..	
INDO-CHINA (INCLUDING COCHIN CHINA, ETC.) . . . . .	Steam	..	..	2	5,428	..	..	..	..	..	..	1	3,267	..	..	
PHILIPPINES . . . . .	Steam	..	..	1	3,194	..	..	..	..	..	1	1,630	..	..	..	
FORMOSA . . . . .	Steam	..	..	..	..	..	..	..	..	..	..	..	..	..	..	
CHINA (EXCLUSIVE OF HONG- KONG AND MAOAO)	Steam	6	10,216	1	4,009	2	6,582	..	..	..	..	..	..	..	..	
KOREA . . . . .	Steam	..	..	..	..	..	..	..	..	..	..	..	..	..	..	
JAPAN . . . . .	Steam	4	12,934	..	..	..	..	..	..	..	..	..	..	..	..	
EGYPT . . . . .	Steam	10	64,280	2	6,203	..	..	..	..	..	..	1	3,518	1	2,950	
PORTUGUESE EAST AFRICA . . . . .	Steam	12	45,420	..	..	..	..	..	..	..	..	..	..	..	..	
TUNIS . . . . .	Steam	2	6,349	..	..	..	..	..	..	..	..	..	..	..	..	
ALGERIA . . . . .	Steam	1	2,797	..	..	..	..	..	..	..	..	..	..	..	..	
MADAGASCAR . . . . .	Steam	1	2,993	..	..	..	..	..	..	..	1	1,031	..	..	..	
ITALIAN EAST AFRICA . . . . .	Steam	1	3,757	..	..	..	..	..	..	..	..	..	..	..	..	
FRENCH SOMALILAND . . . . .	Steam	1	3,777	..	..	..	..	..	..	..	..	..	..	..	..	
UNITED STATES OF AMERICA . . . . .	Steam	6	27,870	1	22,545	..	..	..	..	..	..	..	..	..	..	
	Sailing	..	..	..	..	..	..	..	..	..	..	..	..	..	..	
CUBA . . . . .	Steam	..	..	..	..	..	..	..	..	..	..	..	..	..	..	
BRAZIL . . . . .	Steam	..	..	..	..	..	..	..	..	..	1	1,026	..	..	..	
ARGENTINE REPUBLIC . . . . .	Steam	..	..	..	..	..	..	..	..	..	..	..	..	..	..	
	Sailing	..	..	..	..	..	..	..	..	..	..	..	..	..	..	
TOTAL FOREIGN COUNTRIES	Steam	86	288,650	48	181,263	3	9,061	..	..	7	9,875	5	13,087	5	16,073	
	Sailing	..	..	..	..	..	..	..	..	..	..	..	..	..	..	
	Total	86	288,650	48	181,263	3	9,061	..	..	7	9,875	5	13,087	5	16,073	
TOTAL UNITED KINGDOM, BRITISH POSSESSIONS AND FOREIGN COUNTRIES	Steam	215	738,677	68	246,820	11	13,553	1	120	8	14,098	5	18,087	7	23,465	
	Sailing	..	..	..	..	91	11,097	3	284	..	..	..	..	1	2,950	
	Total	216	738,677	68	246,820	102	24,650	4	404	8	14,098	5	18,087	7	23,465	



## AND NATIONALITY OF VESSELS

ENTERED and CLEARED in BALLAST from and to each COUNTRY at PORTS in BRITISH INDIA, distinguish the Trade with each country, in the Official Year 1933-34

NATIONALITY												COUNTRIES WHENCE ENTERED AND TO WHICH CLEARED			
DANISH		SWEDISH				NORWEGIAN				AMERICAN			PANAMANIAN		
Entered*		Entered		Cleared		Entered		Cleared		Entered*			Entered*		
vessels	tons	vessels	tons	vessels	tons	vessels	tons	vessels	tons	vessels	tons	vessels	tons		
..	..	2	12,484	..	..	1	1,432	..	..	1	3,450	..	..	Steam	UNITED KINGDOM
..	..	..	..	..	..	..	..	..	..	..	..	..	..	Steam	PALESTINE
..	..	..	..	..	..	1	1,809	..	..	1	330	..	..	Steam	ADEN AND DEPENDENCIES
..	..	..	..	..	..	..	..	..	..	..	..	..	..	Steam	BAHRAIN ISLANDS
..	..	..	..	1	9,772	4	8,418	1	5,714	1	330	..	..	Sailing	MALDIVES
..	..	..	..	..	..	..	..	..	..	..	..	..	..	Steam	CEYLON
..	..	..	..	..	..	..	..	..	..	..	..	..	..	Sailing	
..	..	2	6,393	..	..	1	2,668	..	..	..	..	..	..	Steam	STRAITS SETTLEMENTS
..	..	..	..	..	..	..	..	..	..	..	..	..	..	Sailing	
..	..	..	..	..	..	..	..	..	..	..	..	..	..	Steam	FEDERATED MALAY STATES
..	..	..	..	..	..	..	..	..	..	..	..	..	..	Steam	BRITISH BORNEO
1	2,674	..	..	..	..	1	1,599	..	..	..	..	..	..	Steam	HONGKONG
..	..	..	..	..	..	..	..	..	..	..	..	..	..	Sailing	
..	..	..	..	..	..	..	..	..	..	1	3,857	..	..	Steam	UNION OF SOUTH AFRICA
..	..	..	..	..	..	..	..	..	..	..	..	..	..	Sailing	
..	..	1	2,625	..	..	..	..	..	..	..	..	..	..	Steam	MAURITIUS AND DEPENDENCIES (INCLUDING SEYCHELLES)
..	..	..	..	..	..	..	..	..	..	..	..	..	..	Sailing	
..	..	..	..	..	..	..	..	..	..	..	..	..	..	Steam	KENYA COLONY (INCLUDING ZANZIBAR AND PEMBA)
..	..	..	..	..	..	..	..	..	..	..	..	..	..	Sailing	
..	..	..	..	..	..	..	..	..	..	..	..	..	..	Steam	TANGANYIKA TERRITORY
..	..	..	..	..	..	..	..	..	..	..	..	..	..	Steam	ANGLO-EGYPTIAN SUDAN
..	..	..	..	..	..	..	..	..	..	..	..	..	..	Steam	CANADA
..	..	..	..	..	..	..	..	..	..	..	..	..	..	Steam	BRITISH GUIANA
..	..	..	..	..	..	..	..	..	..	..	..	..	..	Steam	COMMONWEALTH OF AUSTRALIA
..	..	..	..	..	..	..	..	..	..	..	..	..	..	Sailing	
..	..	..	..	..	..	..	..	..	..	..	..	..	..	Steam	NEW ZEALAND (INCLUDING NAURU AND BRITISH SAMOA)
..	..	..	..	..	..	..	..	..	..	..	..	..	..	Steam	FIJI ISLANDS
1	2,074	5	21,502	1	9,772	8	15,986	1	5,714	4	7,967	..	..	Steam	TOTAL UNITED KINGDOM AND BRITISH POSSESSIONS
..	..	..	..	..	..	..	..	..	..	..	..	..	..	Sailing	
1	2,674	5	21,502	1	9,772	8	15,986	1	5,714	4	7,967	..	..	Total	
..	..	..	..	..	..	..	..	8	45,712	..	..	..	..	Steam	RUSSIA
..	..	..	..	..	..	..	..	..	..	..	..	..	..	Steam	GEORGIA
..	..	..	..	..	..	..	..	..	..	..	..	..	..	Steam	NORWAY
..	..	..	..	..	..	..	..	..	..	..	..	..	..	Steam	DENMARK
..	..	..	..	..	..	..	..	..	..	..	..	..	..	Steam	GERMANY
..	..	..	..	..	..	..	..	..	..	..	..	..	..	Steam	NETHERLANDS
..	..	..	..	..	..	..	..	..	..	..	..	..	..	Steam	BELGIUM
..	..	2	4,993	..	..	..	..	..	..	..	..	1	2,808	Steam	FRANCE
..	..	..	..	..	..	..	..	..	..	..	..	..	..	Steam	SPAIN
..	..	..	..	..	..	..	..	..	..	..	..	..	..	Steam	PORTUGAL
..	..	..	..	..	..	..	..	..	..	..	..	..	..	Steam	ITALY
..	..	..	..	..	..	..	..	..	..	..	..	..	..	Steam	FINLAND
..	..	..	..	..	..	..	..	..	..	..	..	..	..	Steam	AUSTRIA
..	..	..	..	..	..	..	..	..	..	..	..	..	..	Steam	BULGARIA
..	..	..	..	..	..	..	..	2	6,412	..	..	..	..	Steam	ROMANIA
..	..	..	..	..	..	..	..	..	..	..	..	..	..	Steam	TURKEY, ASIATIC
..	..	..	..	..	..	..	..	..	..	..	..	..	..	Steam	MARKAT TERRITORY AND TROCIAL OMAN
..	..	..	..	..	..	..	..	..	..	..	..	..	..	Steam	OTHER NATIVE STATES IN ARABIA
..	..	..	..	..	..	..	..	..	..	..	..	..	..	Sailing	
..	..	..	..	1	2,606	..	..	..	..	..	..	..	..	Steam	IRAQ
..	..	..	..	1	8,628	..	..	10	32,096	..	..	..	..	Steam	IRAN
..	..	..	..	..	..	..	..	5	16,475	..	..	..	..	Steam	HENJAM ISLAND
..	..	..	..	..	..	..	..	1	3,549	..	..	..	..	Steam	SUMATRA
..	..	..	..	..	..	..	..	..	..	..	..	..	..	Steam	JAVA
..	..	..	..	..	..	..	..	..	..	..	..	..	..	Steam	BORNEO (DUTCH)
..	..	..	..	..	..	..	..	..	..	..	..	..	..	Steam	CELEBES AND OTHER ISLANDS
..	..	..	..	..	..	..	..	..	..	..	..	..	..	Steam	SIAM
..	..	..	..	..	..	..	..	1	1,869	..	..	..	..	Sailing	
..	..	..	..	..	..	..	..	..	..	..	..	..	..	Steam	INDO-CHINA (INCLUDING COCHIN-CHINA, ETC.)
..	..	..	..	..	..	1	2,345	..	..	..	..	..	..	Steam	PHILIPPINES
..	..	..	..	..	..	3	9,742	..	..	3	10,350	..	..	Steam	FORMOSA
..	..	..	..	..	..	..	..	..	..	..	..	..	..	Steam	CHINA (EXCLUSIVE OF HONG-KONG AND MACAO)
..	..	..	..	..	..	..	..	..	..	..	..	..	..	Steam	KOREA
..	..	..	..	..	..	..	..	..	..	..	..	..	..	Steam	JAPAN
..	..	2	4,987	..	..	2	4,887	2	6,784	..	..	1	3,136	Steam	EGYPT
..	..	..	..	..	..	..	..	..	..	..	..	..	..	Steam	PORTUGUESE EAST AFRICA
..	..	..	..	..	..	..	..	..	..	..	..	..	..	Steam	TUNIS
..	..	..	..	..	..	..	..	..	..	..	..	..	..	Steam	ALGERIA
..	..	..	..	..	..	1	1,800	..	..	..	..	..	..	Steam	MADAGASCAR
..	..	..	..	..	..	1	1,800	..	..	..	..	..	..	Steam	ITALIAN EAST AFRICA
..	..	..	..	..	..	..	..	..	..	2	5,078	..	..	Steam	FRENCH WEST AFRICA
..	..	..	..	..	..	..	..	..	..	..	..	..	..	Steam	UNITED STATES OF AMERICA
..	..	..	..	..	..	..	..	..	..	..	..	..	..	Sailing	
..	..	..	..	..	..	..	..	..	..	..	..	..	..	Steam	CUBA
..	..	..	..	..	..	..	..	..	..	..	..	..	..	Steam	BRAZIL
..	..	..	..	..	..	..	..	..	..	..	..	..	..	Steam	ARGENTINE REPUBLIC
..	..	..	..	..	..	..	..	..	..	..	..	..	..	Sailing	
1	4,247	4	9,880	2	6,234	8	20,712	29	112,897	5	10,023	2	5,944	Steam	TOTAL FOREIGN COUNTRIES
..	..	..	..	..	..	..	..	..	..	..	..	..	..	Sailing	
1	4,247	4	9,880	2	6,234	8	20,712	29	112,897	5	10,023	2	5,944	Total	
2	6,921	9	31,332	3	10,000	16	30,098	30	118,011	9	23,995	2	5,944	Steam	TOTAL UNITED KINGDOM, BRITISH POSSESSIONS AND FOREIGN COUNTRIES
..	..	..	..	..	..	..	..	..	..	..	..	..	..	Sailing	
2	6,921	9	31,332	3	10,000	16	30,098	30	118,011	9	23,995	2	5,944	Total	

\*None cleared.

GENERAL TABLES  
SHIPPING

( 698 )

No. 9—continued

TRADE WITH EACH COUNTRY

NUMBER and TONNAGE of STEAM and SAILING VESSELS, including their REPEATED VOYAGES, that  
the NATIONALITY of the vessels employed in the Trade with

COUNTRIES WHENCE ENTERED AND TO WHICH CLEARED	NATION							
	FRANCE				GERMAN			
	Entered		Cleared		Entered		Cleared	
	Vessels	tons	vessels	tons	vessels	tons	vessels	tons
<b>UNITED KINGDOM AND BRITISH POSSESSIONS—</b>								
UNITED KINGDOM	..	..	..	..	..	..	..	..
ADEN AND DEPENDENCIES	..	..	..	..	..	..	..	..
BAHRAIN ISLANDS	..	..	..	..	..	..	..	..
CEYLON	..	..	..	..	..	..	..	..
STRAITS SETTLEMENTS	..	..	..	..	..	..	..	..
FEDERATED MALAY STATES	..	..	..	..	..	..	..	..
HONGKONG	..	..	..	..	..	..	..	..
UNION OF SOUTH AFRICA	..	..	..	..	..	..	..	..
MAURITIUS AND DEPENDENCIES (INCLUDING SEYCHELLES)	..	..	..	..	..	..	..	..
KENYA COLONY (INCLUDING MANKIBAR AND PAKRA)	..	..	..	..	..	..	..	..
COMMONWEALTH OF AUSTRALIA	..	..	..	..	..	..	..	..
NEW ZEALAND	..	..	..	..	..	..	..	..
TOTAL UNITED KINGDOM AND BRITISH POSSESSIONS	..	..	..	..	..	..	..	..
<b>FOREIGN COUNTRIES--</b>								
UNION OF SOCIALIST SOVIET REPUBLICS	..	..	..	..	..	..	..	..
GEORGIA	..	..	..	..	..	..	..	..
SWEDEN	..	..	..	..	..	..	..	..
GERMANY	..	..	..	..	12	62,079	..	..
NETHERLANDS	..	..	..	..	..	..	..	..
BELGIUM	..	..	..	..	..	..	..	..
FRANCE	1	3,600	..	..	..	..	..	..
SPAIN	..	..	..	..	..	..	..	..
PORTUGAL	..	..	..	..	..	..	..	..
ITALY	..	..	..	..	..	..	..	..
TUNIS	..	..	..	..	..	..	..	..
GREECE	..	..	..	..	..	..	..	..
TURKEY, ASIATIC	..	..	..	..	..	..	..	..
SYRIA	..	..	..	..	..	..	..	..
MARSHAL TERRITORY AND TRUCIAL OMAN	..	..	..	..	..	..	..	..
IRAQ	..	..	..	..	..	..	..	..
IRAN	..	..	..	..	8	35,835	..	..
SUMATRA	..	..	..	..	..	..	..	..
JAVA	..	..	..	..	..	..	..	..
BORNEO (DUTCH)	..	..	..	..	..	..	..	..
CELEBES AND OTHER ISLANDS	..	..	..	..	..	..	..	..
SIAM	..	..	..	..	..	..	..	..
INDO-CHINA (INCLUDING COCHIN-CHINA, ETC.)	..	..	..	..	..	..	..	..
PHILIPPINES	..	..	..	..	..	..	..	..
FORMOSA	..	..	..	..	..	..	..	..
CHINA (EXCLUSIVE OF HONGKONG AND MACAO)	..	..	..	..	..	..	..	..
KOREA	..	..	..	..	..	..	..	..
JAPAN	..	..	..	..	..	..	..	..
EGYPT	..	..	..	..	2	14,262	..	..
PORTUGUESE EAST AFRICA	..	..	..	..	..	..	..	..
REUNION	..	..	..	..	..	..	..	..
MADAGASCAR	..	..	..	..	..	..	..	..
ITALIAN EAST AFRICA (SOMALILAND AND ER TREA)	..	..	..	..	..	..	..	..
FRENCH SOMALILAND	..	..	..	..	..	..	..	..
UNITED STATES OF AMERICA	..	..	..	..	..	..	..	..
ARGENTINE REPUBLIC	..	1	9,588	..	..	..	1	9,588
CHILE	..	..	..	..	..	..	..	..
TOTAL FOREIGN COUNTRIES	2	13,183	..	..	22	102,176	1	9,588
TOTAL UNITED KINGDOM, BRITISH POSSESSIONS AND FOREIGN COUNTRIES	2	13,183	..	..	22	102,176	1	9,588

## AND NATIONALITY OF VESSELS

ENTERED and CLEARED in BALLAST from and to each COUNTRY at PORTS in BRITISH INDIA, distinguishing each country, in the Official Year 1933-34—continued

NATIONALITY								COUNTRIES WHENCE ENTERED AND TO WHICH CLEARED
JAPANESE				GREEK				
Entered		Cleared		Entered		Cleared		
vessels	tons	vessels	tons	vessels	tons	vessels	tons	
..	..	..	..	..	..	..	..	Steam UNITED KINGDOM
..	..	..	..	..	..	..	..	Steam ADEN AND DEPENDENCIES
..	..	..	..	..	..	..	..	Steam BAHRAIN ISLANDS
3	9,604	..	..	..	..	..	..	Steam } CEYLON
..	..	..	..	..	..	..	..	Sailing }
2	4,263	3	10,219	..	..	..	..	Steam } STRAITS SETTLEMENTS
..	..	..	..	..	..	..	..	Sailing }
..	..	..	..	..	..	..	..	Steam FEDERATED MALAY STATES
..	..	..	..	..	..	..	..	Steam HONGKONG
..	..	..	..	..	..	1	3,059	Steam } UNION OF SOUTH AFRICA
..	..	..	..	..	..	..	..	Sailing }
..	..	..	..	..	..	..	..	Steam MAURITIUS AND DEPENDENCIES (INCLUDING SEYCHELLES)
2	6,778	..	..	..	..	..	..	Steam KENYA COLONY (INCLUDING ZANZIBAR AND PEWBA)
..	..	..	..	..	..	..	..	Steam } COMMONWEALTH OF AUSTRALIA
..	..	..	..	..	..	..	..	Sailing }
..	..	..	..	1	2,740	..	..	Steam NEW ZEALAND
7	20,005	3	10,219	1	2,740	1	3,059	Steam } TOTAL UNITED KINGDOM AND BRITISH POSSESSIONS
..	..	..	..	..	..	..	..	Sailing }
7	20,005	3	10,219	1	2,740	1	3,059	Total }
..	..	..	..	..	..	..	..	FOREIGN COUNTRIES—
..	..	..	..	..	..	..	..	Steam UNION OF SOCIALIST SOVIET REPUBLICS
..	..	..	..	..	..	..	..	Steam GEORGIA
..	..	..	..	..	..	..	..	Steam SWEDEN
..	..	..	..	..	..	..	..	Steam GERMANY
..	..	..	..	..	..	..	..	Steam NETHERLANDS
..	..	..	..	2	6,011	..	..	Steam BELGIUM
..	..	..	..	1	3,199	..	..	Steam FRANCE
..	..	..	..	..	..	..	..	Steam SPAIN
..	..	..	..	..	..	..	..	Steam PORTUGAL
..	..	..	..	3	9,278	..	..	Steam ITALY
..	..	..	..	..	..	..	..	Steam FIUME
..	..	..	..	1	2,730	..	..	Steam GREECE
..	..	..	..	..	..	..	..	Steam } TURKEY, ASIATIC
..	..	..	..	..	..	..	..	Sailing }
..	..	..	..	..	..	..	..	Steam SYRIA
..	..	..	..	..	..	..	..	Steam } MASKAT TERRITORY AND TRUCIAL OMAN
..	..	..	..	..	..	..	..	Sailing }
..	..	..	..	..	..	..	..	Steam IRAQ
..	..	..	..	..	..	..	..	Steam IRAN
..	..	1	4,056	..	..	..	..	Steam SUMATRA
..	..	1	2,908	..	..	..	..	Steam JAVA
..	..	..	..	..	..	..	..	Steam BORNIO (DUTCH)
..	..	..	..	..	..	..	..	Steam CELEBES AND OTHER ISLANDS
1	2,701	..	..	..	..	..	..	Steam } SIAM
..	..	..	..	..	..	..	..	Sailing }
..	..	..	..	..	..	..	..	Steam INDO-CHINA (INCLUDING COCHIN-CHINA, ETC.)
..	..	..	..	..	..	..	..	Steam PHILIPPINES
..	..	..	..	..	..	..	..	Steam FAMOSA
..	..	..	..	..	..	..	..	Steam CHINA (EXCLUSIVE OF HONGKONG AND MACAO)
..	..	..	..	..	..	..	..	Steam KOREA
1	4,259	2	6,984	..	..	..	..	Steam JAPAN
1	4,359	1	3,606	3	8,648	..	..	Steam EGYPT
..	..	..	..	..	..	..	..	Steam } PORTUGUESE EAST AFRICA
..	..	..	..	..	..	..	..	Sailing }
..	..	..	..	..	..	..	..	Steam REUNION
..	..	1	4,847	1	3,172	..	..	Steam MADAGASCAR
..	..	1	3,507	..	..	..	..	Steam ITALIAN EAST AFRICA (SOMALILAND AND ETHIOPIA)
..	..	..	..	..	..	..	..	Steam FRENCH SOMALILAND
..	..	..	..	1	3,199	..	..	Steam UNITED STATES OF AMERICA
..	..	..	..	..	..	..	..	Steam } ARGENTINE REPUBLIC
..	..	..	..	..	..	..	..	Sailing }
..	..	..	..	..	..	..	..	Sailing CHILE
3	11,219	7	25,858	12	37,187	..	..	Steam } TOTAL FOREIGN COUNTRIES
..	..	..	..	..	..	..	..	Sailing }
3	11,219	7	25,858	12	37,187	..	..	Total }
10	31,824	10	36,077	13	39,377	1	3,059	Steam } TOTAL UNITED KINGDOM, BRITISH POSSESSIONS AND FOREIGN COUNTRIES
..	..	..	..	..	..	..	..	Sailing }
10	31,824	10	36,077	13	39,377	1	3,059	Total }

\* None cleared.



## AND NATIONALITY OF VESSELS

ENTERED and CLEARED in BALLAST from and to each COUNTRY at PORTS in BRITISH INDIA, distinguishing each country, in the Official Year 1933-34—continued

CRAFT				TOTAL BRITISH, BRITISH INDIAN, FOREIGN, AND NATIVE CRAFT				COUNTRIES WHENCE ENTERED AND TO WHICH CLEARED
FOREIGN				Entered		Cleared		
Entered	Cleared		Entered	Cleared	Entered	Cleared		
vessels	tons	vessels	tons	vessels	tons	vessels	tons	
..	..	..	..	43	185,047	1	4,503	Steam UNITED KINGDOM
..	..	..	..	1	3,250	..	..	Steam PALESTINE
..	..	..	..	3	3,040	2	6,760	Steam } ADEH AND DEPENDENCIES
..	..	..	..	..	..	..	..	Sailing }
..	..	..	..	1	90	1	82	Steam } BAHRAIN ISLANDS
..	..	..	..	..	..	..	..	Sailing }
..	..	..	..	71	182,290	12	36,704	Steam } MALDIVES
..	..	..	..	224	18,770	19	1,107	Sailing } CEYLON
1	07	..	..	16	46,466	6	16,959	Steam } STRAITS SETTLEMENTS
..	..	..	..	1	80	..	..	Sailing }
1	80	..	..	..	..	..	..	Steam FEDERATED MALAY STATES
..	..	..	..	1	2,122	..	..	Steam BRITISH BORNEO
..	..	..	..	5	11,457	1	12,162	Steam } HONGKONG
..	..	..	..	..	..	..	..	Sailing }
..	..	..	..	4	15,506	1	3,050	Steam } UNION OF SOUTH AFRICA
..	..	..	..	..	..	..	..	Sailing }
..	..	..	..	10	39,927	..	..	Steam } MAURITIUS AND DEPENDENCIES (INCLUDING SEICHELLES)
..	..	..	..	..	..	..	..	Sailing }
..	..	..	..	4	14,497	1	3,227	Steam } KENYA COLONY (INCLUDING ZANZIBAR AND PEMBA)
..	..	..	..	..	..	..	..	Sailing }
..	..	..	..	1	2,925	..	..	Steam TANGANYIKA TERRITORY
..	..	..	..	..	..	..	..	Steam ANGLO-EGYPTIAN SUDAN
..	..	..	..	..	..	..	..	Steam CANADA
..	..	..	..	..	..	..	..	Steam BRITISH GUIANA
..	..	..	..	6	22,524	2	7,470	Steam } COMMONWEALTHS OF AUSTRALIA
..	..	..	..	..	..	..	..	Sailing }
..	..	..	..	1	2,740	1	3,118	Steam } NEWZEALAND (INCLUDING NAURU AND BR. SAMOA)
..	..	..	..	1	3,912	..	..	Steam } FIJI ISLANDS
..	..	..	..	167	530,702	27	84,441	Steam } TOTAL UNITED KINGDOM AND BRITISH POSSESSIONS
2	177	..	..	226	18,958	20	1,279	Sailing }
2	177	..	..	393	555,600	47	95,720	Total }
..	..	..	..	..	..	8	45,712	FOREIGN COUNTRIES—
..	..	..	..	..	..	..	..	Steam UNION OF SOCIALIST SOVIET REPUBLICS
..	..	..	..	..	..	..	..	Steam GEORGIA
..	..	..	..	..	..	..	..	Steam SWEDEN
..	..	..	..	..	..	..	..	Steam NORWAY
..	..	..	..	2	8,024	..	..	Steam DENMARK
..	..	..	..	12	52,079	..	..	Steam GERMANY
..	..	..	..	1	4,297	..	..	Steam NETHERLANDS
..	..	..	..	2	6,002	..	..	Steam BELGIUM
..	..	..	..	7	22,166	..	..	Steam FRANCE
..	..	..	..	..	..	..	..	Steam SPAIN
..	..	..	..	..	..	..	..	Steam PORTUGAL
..	..	..	..	11	32,393	..	..	Steam ITALY
..	..	..	..	..	..	..	..	Steam BULGARIA
..	..	..	..	..	..	2	6,412	Steam ROMANIA
..	..	..	..	1	2,730	..	..	Steam GREECE
..	..	..	..	1	3,140	..	..	Steam } TURKEY, ASIATIC
..	..	..	..	..	..	..	..	Sailing }
..	..	..	..	..	..	..	..	Steam SYRIA
..	..	..	..	..	..	..	..	Steam MASKAT TERRITORY AND TRUCIAL OMAN
22	1,314	8	504	44	3,754	13	960	Sailing } OTHER NATIVE STATES IN ARABIA
..	..	..	..	12	31,688	2	8,354	Steam }
3	106	..	..	7	428	..	..	Sailing }
..	..	..	..	17	65,671	3	6,287	Steam } IRAQ
37	2,058	..	..	46	3,940	2	184	Sailing }
..	..	..	..	1	2,743	31	114,713	Steam } IRAN
6	274	..	..	11	661	2	120	Sailing }
..	..	..	..	..	..	..	..	Steam HENJAN ISLAND
..	..	..	..	..	..	..	..	Sailing }
..	..	..	..	6	5,578	15	54,880	Steam SUMATRA
..	..	..	..	3	7,785	4	15,483	Steam JAVA
..	..	..	..	..	..	2	6,352	Steam BORNEO (DUTCH)
..	..	..	..	1	3,180	1	2,045	Steam CELEBES AND OTHER ISLANDS
..	..	..	..	1	2,701	2	5,810	Steam } SIAM
1	12	2	7	16	501	11	56	Sailing }
..	..	..	..	1	3,267	2	4,088	Steam } HINDO-CHINA (INCLUDING COCHIN-CHINA, ETC.)
..	..	..	..	..	..	3	8,042	Steam PHILIPPINES
..	..	..	..	1	2,345	..	..	Steam FORMOSA
..	..	..	..	14	45,800	1	4,000	Steam CHINA (EXCLUSIVE OF HONGKONG AND SHANGHAI)
..	..	..	..	..	..	..	..	Steam KOREA
..	..	..	..	5	17,193	3	10,540	Steam JAPAN
..	..	..	..	31	107,977	5	15,997	Steam EGYPT

GENERAL TABLES  
SHIPPING

( 702 )

No. 9—concluded

TRADE WITH EACH COUNTRY

NUMBER and TONNAGE of STEAM and SAILING VESSELS, including their REPEATED VOYAGES, that distinguishing the NATIONALITY of the vessels employed in the Trade with each

COUNTRIES WHENCE ENTERED AND TO WHICH CLEARED	NATION											
	TOTAL FOREIGN				NATIVE							
					BRITISH				BRITISH INDIAN			
	Entered		Cleared		Entered		Cleared		Entered		Cleared	
	vessels	tons	vessels	tons	vessels	tons	vessels	tons	vessels	tons	vessels	tons
<b>FOREIGN COUNTRIES—continued</b>												
TRIPOLI . . . . . Steam	..	..	..	..	..	..	..	..	..	..	..	..
TUNIS . . . . . Steam	..	..	..	..	..	..	..	..	..	..	..	..
ALGERIA . . . . . Steam	..	..	..	..	..	..	..	..	..	..	..	..
PORTUGUESE EAST AFRICA . . . . .	Steam	..	..	..	..	..	..	..	..	..	..	..
	Sailing	..	..	..	..	..	..	..	1	100	..	..
MADAGASCAR . . . . . Steam	2	5,041	..	..	..	..	..	..	..	..	..	..
REUNION . . . . . Steam	..	..	..	..	..	..	..	..	..	..	..	..
GERMAN EAST AFRICA . . . . .	Steam	..	..	..	..	..	..	..	..	..	..	..
	Sailing	..	..	..	..	..	..	..	..	..	..	..
ITALIAN EAST AFRICA . . . . .	Steam	..	..	2	8,354	..	..	..	..	..	..	..
	Sailing	..	..	..	..	..	..	..	..	..	..	..
FRENCH WEST AFRICA . . . . . Steam	1	1,860	..	..	..	..	..	..	..	..	..	..
FRENCH SOMALILAND . . . . . Steam	..	..	..	..	..	..	..	..	..	..	..	..
UNITED STATES OF AMERICA . . . . .	Steam	4	18,460	1	9,583	..	..	..	..	..	..	..
	Sailing	..	..	..	..	..	..	..	..	..	..	..
CUBA . . . . . Steam	..	..	..	..	..	..	..	..	..	..	..	..
FRENCH WEST INDIES . . . . . Steam	..	..	..	..	..	..	..	..	..	..	..	..
MEXICO . . . . . Steam	..	..	..	..	..	..	..	..	..	..	..	..
BRASIL . . . . . Steam	..	..	..	..	..	..	..	..	..	..	..	..
URUGUAY . . . . .	Steam	..	..	..	..	..	..	..	..	..	..	..
	Sailing	..	..	..	..	..	..	..	..	..	..	..
ARGENTINE REPUBLIC . . . . .	Steam	..	..	2	2,657	..	..	..	..	..	..	..
	Sailing	..	..	..	..	..	..	..	..	..	..	..
CHILE . . . . .	Steam	..	..	..	..	..	..	..	..	..	..	..
	Sailing	..	..	..	..	..	..	..	..	..	..	..
PERU . . . . .	Steam	..	..	..	..	..	..	..	..	..	..	..
	Sailing	..	..	..	..	..	..	..	..	..	..	..
OTHER ISLANDS IN THE PACIFIC . . . . . Steam	..	..	..	..	..	..	..	..	..	..	..	..
TOTAL FOREIGN COUNTRIES	Steam	71	247,374	45	170,609	..	..	..	..	..	..	..
	Sailing	..	..	..	..	..	..	..	56	4,330	18	718
	Total	71	247,374	45	170,609	..	..	..	..	56	4,330	18
TOTAL UNITED KINGDOM, BRITISH POSSESSIONS AND FOREIGN COUNTRIES	Steam	100	329,563	51	199,373	..	..	..	..	..	..	..
	Sailing	..	..	..	..	..	..	..	189	12,028	85	1,718
	Total	100	329,563	51	199,373	..	..	..	..	189	12,028	85

GENERAL TABLES  
SHIPPING

AND NATIONALITY OF VESSELS

ENTERED and CLEARED in BALLAST from and to each COUNTRY at PORTS in BRITISH INDIA, country, in the Official Year 1933-34—concluded

CRAFT				TOTAL BRITISH, BRITISH INDIAN, FOREIGN, AND NATIVE CRAFT				COUNTRIES WHENCE ENTERED AND TO WHICH CLEARED
FOREIGN				Entered		Cleared		
Entered		Cleared		Entered		Cleared		
vessels	tons	vessels	tons	vessels	tons	vessels	tons	
..	..	..	..	..	..	..	..	FOREIGN COUNTRIES—continued
..	..	..	..	2	6,349	..	..	Steam TRIPOLI
..	..	..	..	1	2,797	..	..	Steam TUNIS
..	..	..	..	12	45,420	..	..	Steam ALGERIA
8	492	..	..	4	601	..	..	Steam } PORTUGUESE EAST AFRICA
..	..	..	..	3	8,034	1	1,031	Sailing } MADAGASCAR
..	..	..	..	..	..	..	..	Steam REUNION
..	..	..	..	..	..	..	..	Steam } GERMAN EAST AFRICA
..	..	..	..	..	..	..	..	Sailing } ITALIAN EAST AFRICA
..	..	..	..	1	3,757	2	8,854	Steam } FRENCH WEST AFRICA
..	..	..	..	..	..	..	..	Sailing } FRENCH SOMALILAND
..	..	..	..	1	1,860	..	..	Steam } UNITED STATES OF AMERICA
..	..	..	..	1	3,777	..	..	Steam CUBA
..	..	..	..	9	46,330	2	32,128	Steam } FRENCH WEST INDIES
..	..	..	..	..	..	..	..	Sailing } MEXICO
..	..	..	..	..	..	..	..	Steam BRAZIL
..	..	..	..	..	..	..	..	Steam } URUGUAY
..	..	..	..	..	..	1	1,626	Sailing } ARGENTINE REPUBLIC
..	..	..	..	..	..	..	..	Steam } CHILE
..	..	..	..	..	..	..	..	Sailing } PERU
..	..	..	..	..	..	..	..	Steam OTHER ISLANDS IN THE PACIFIC
..	..	..	..	160	545,091	93	351,872	Steam } TOTAL FOREIGN COUNTRIES
72	5,246	10	601	128	9,585	28	1,319	Sailing } TOTAL UNITED KINGDOM, BRITISH POSSESSIONS AND FOREIGN COUNTRIES
72	5,246	10	601	288	554,676	121	353,191	Total } TOTAL
..	..	..	..	327	1,091,793	120	448,313	Steam } TOTAL
74	5,428	10	601	354	28,543	46	2,598	Sailing } TOTAL
74	5,428	10	601	681	1,110,336	166	448,911	Total } TOTAL

VESSELS BUILT  
SHIPPING

( 704 )

No. 10

NUMBER and TONNAGE of SAILING and STEAM VESSELS, BUILT

PROVINCES	1929-30						1930-31						SAILING	
	SAILING		STEAM		TOTAL		SAILING		STEAM		TOTAL			
	ves.	tons	ves.	tons	ves.	tons	ves.	tons	ves.	tons	ves.	tons	ves.	tons
BENGAL	..	..	1	23	1	23	..	..	1	345	1	345	..	..
BOMBAY	8	470	2	55	10	525	2	24	..	..	2	24	2	22
SIND	4	91	..	..	4	91	2	29	..	..	2	29	1	53
MADRAS	14	373	..	..	14	373	17	742	..	..	17	742	4	149
MURMA	..	..	..	..	..	..	..	..	..	..	..	..	..	..
TOTAL	26	930	3	78	29	1,017	21	796	1	345	22	1,140	7	234
PORTS														
BENGAL—														
Calcutta—														
from 10 to 100 tons	..	..	..	..	..	..	..	..	..	..	..	..	..	..
above 100 " 300	..	..	..	..	..	..	..	..	..	..	..	..	..	..
above 300 " 800	..	..	..	..	..	..	..	..	1	345	1	345	..	..
Chittagong—	..	..	..	..	..	..	..	..	..	..	..	..	..	..
from 10 to 100 tons	..	..	1	23	1	23	..	..	..	..	..	..	..	..
above 100 to 300	..	..	..	..	..	..	..	..	..	..	..	..	..	..
" 300	..	..	..	..	..	..	..	..	..	..	..	..	..	..
TOTAL from 10 to 100 tons	..	..	1	23	1	23	..	..	..	..	..	..	..	..
" above 100 " 300	..	..	..	..	..	..	..	..	..	..	..	..	..	..
" " 300	..	..	..	..	..	..	..	..	1	345	1	345	..	..
TOTAL	..	..	1	23	1	23	..	..	1	345	1	345	..	..
BOMBAY—														
Bombay from 10 to 100 tons	2	83	2	55	4	138	..	..	..	..	..	..	..	..
" above 100 " 300	1	156	..	..	1	156	..	..	..	..	..	..	..	..
" " 300	..	..	..	..	..	..	..	..	..	..	..	..	..	..
Bassein from 10 " 100	2	89	..	..	2	89	..	..	..	..	..	..	..	..
above 100 " 300	..	..	..	..	..	..	..	..	..	..	..	..	..	..
Bhandup from 10 " 100	..	..	..	..	..	..	..	..	..	..	..	..	..	..
Bulsar	..	..	..	..	..	..	..	..	..	..	..	..	..	..
Dabhol	1	21	..	..	1	21	..	..	..	..	..	..	1	12
Dahanu	..	..	..	..	..	..	..	..	..	..	..	..	..	..
Dharwad	..	..	..	..	..	..	..	..	..	..	..	..	..	..
Dudamarg	..	..	..	..	..	..	..	..	..	..	..	..	..	..
Honavar	1	52	..	..	1	52	..	..	..	..	..	..	..	..
Jaitapur	..	..	..	..	..	..	..	..	..	..	..	..	..	..
Malwan	..	..	..	..	..	..	..	..	..	..	..	..	..	..
Marol	..	..	..	..	..	..	..	..	..	..	..	..	..	..
Rat	..	..	..	..	..	..	..	..	..	..	..	..	..	..
Ratnagiri	1	64	..	..	1	64	2	24	..	..	2	24	1	10
" above 100 " 300	..	..	..	..	..	..	..	..	..	..	..	..	..	..
Revdamda from 10 " 100	..	..	..	..	..	..	..	..	..	..	..	..	..	..
Sanikanta	..	..	..	..	..	..	..	..	..	..	..	..	..	..
Surat	..	..	..	..	..	..	..	..	..	..	..	..	..	..
Uran	..	..	..	..	..	..	..	..	..	..	..	..	..	..
Venguria	..	..	..	..	..	..	..	..	..	..	..	..	..	..
TOTAL from 10 to 100 tons	7	314	2	55	9	369	2	24	..	..	2	24	3	22
" above 100 " 300	1	156	..	..	1	156	..	..	..	..	..	..	..	..
" " 300	..	..	..	..	..	..	..	..	..	..	..	..	..	..
TOTAL	8	470	2	55	10	525	2	24	..	..	2	24	2	22
SIND—														
Karachi—														
from 10 to 100 tons	3	80	..	..	3	80	2	29	..	..	2	29	1	53
above 100 " 300	..	..	..	..	..	..	..	..	..	..	..	..	..	..
Kati Bundar from 10 to 100 tons	1	11	..	..	1	11	..	..	..	..	..	..	..	..
TOTAL from 10 to 100 tons	4	91	..	..	4	91	2	29	..	..	2	29	1	53
" above 100 " 300	..	..	..	..	..	..	..	..	..	..	..	..	..	..
" " 300	..	..	..	..	..	..	..	..	..	..	..	..	..	..
TOTAL	4	91	..	..	4	91	2	29	..	..	2	29	1	53
MADRAS—														
Calicut from 10 to 100 tons	2	27	..	..	2	27	2	25	..	..	2	25	..	..
" above 100 " 300	..	..	..	..	..	..	..	..	..	..	..	..	..	..
Cannanore from 10 " 100	..	..	..	..	..	..	..	..	..	..	..	..	..	..
Gocanada	..	..	..	..	..	..	..	..	..	..	..	..	..	..
" above 100 " 300	..	..	..	..	..	..	..	..	..	..	..	..	..	..
" " 300	..	..	..	..	..	..	..	..	..	..	..	..	..	..
Cochin from 10 " 100	..	..	..	..	..	..	..	..	..	..	..	..	..	..
" above 100 " 300	..	..	..	..	..	..	..	..	..	..	..	..	..	..

NOTE.—(1) Under the English and Indian Merchant Shipping Acts and the Bombay Act, XIX of 1938, the registration of coasting vessels is compulsory in the Bombay Presidency including Sind, and the returns for Bombay and Sind are therefore complete as regards vessels of 10 tons burthen and above, while the returns for other provinces are incomplete as the registration of vessels under both the English Merchant Shipping Act, 1894, and the Indian Merchant Shipping Act, X of 1941, as amended by Act 21 of 1950 is optional and the returns are necessarily restricted only to such vessels as are actually registered. The Ports in the Bombay Presidency, excepting the chief port, are really *talukas* composed of a number of subordinate ports.



VESSELS BUILT  
SHIPPING

at each PORT in BRITISH INDIA, in each Official Year from 1929-30 to 1933-34.

1931-32				1932-33				1933-34				PROVINCES				
STEAM		TOTAL		SAILING		STEAM		TOTAL		SAILING			STEAM		TOTAL	
ves.	tons	ves.	tons	ves.	tons	ves.	tons	ves.	tons	ves.	tons		ves.	tons	ves.	tons
..	..	..	..	..	..	..	..	..	..	..	..	..	..	..	..	BENGAL
..	..	2	22	4	76	..	..	4	76	28	1,019	..	..	28	1,019	BOMBAY
..	..	1	53	1	15	..	..	1	15	..	..	..	..	..	..	SIND
..	..	4	140	3	348	..	..	3	348	8	241	..	..	8	241	MADRAS
..	..	..	..	..	..	..	..	..	..	..	..	..	..	..	..	BURMA
..	..	7	224	8	430	..	..	8	430	30	1,200	..	..	30	1,200	TOTAL
..	..	..	..	..	..	..	..	..	..	..	..	..	..	..	..	BENGAL—
..	..	..	..	..	..	..	..	..	..	..	..	..	..	..	..	Calcutta—
..	..	..	..	..	..	..	..	..	..	..	..	..	..	..	..	from 10 to 100 tons
..	..	..	..	..	..	..	..	..	..	..	..	..	..	..	..	above 100 " 300 "
..	..	..	..	..	..	..	..	..	..	..	..	..	..	..	..	" 300 "
..	..	..	..	..	..	..	..	..	..	..	..	..	..	..	..	Chittagong—
..	..	..	..	..	..	..	..	..	..	..	..	..	..	..	..	from 10 to 100 tons
..	..	..	..	..	..	..	..	..	..	..	..	..	..	..	..	above 100 to 300 "
..	..	..	..	..	..	..	..	..	..	..	..	..	..	..	..	" 300 "
..	..	..	..	..	..	..	..	..	..	..	..	..	..	..	..	TOTAL from 10 to 100 tons
..	..	..	..	..	..	..	..	..	..	..	..	..	..	..	..	" above 100 " 300 "
..	..	..	..	..	..	..	..	..	..	..	..	..	..	..	..	" " 300 "
..	..	..	..	..	..	..	..	..	..	..	..	..	..	..	..	TOTAL
..	..	..	..	..	..	..	..	..	..	..	..	..	..	..	..	BOMBAY—
..	..	..	..	..	..	..	..	..	..	..	..	..	..	..	..	Bombay from 10 to 100 tons
..	..	..	..	..	..	..	..	..	..	..	..	..	..	..	..	" above 100 " 300 "
..	..	..	..	..	..	..	..	..	..	..	..	..	..	..	..	" " 300 "
..	..	..	..	..	..	..	..	..	..	..	..	..	..	..	..	Basseln from 10 to 100
..	..	..	..	..	..	..	..	..	..	..	..	..	..	..	..	" above 100 " 300 "
..	..	..	..	..	..	..	..	..	..	..	..	..	..	..	..	Bhaudup from 10 " 100 "
..	..	..	..	..	..	..	..	..	..	..	..	..	..	..	..	Bulshar " " " " "
..	..	..	..	..	..	..	..	..	..	..	..	..	..	..	..	Dabhol " " " " "
..	..	..	..	..	..	..	..	..	..	..	..	..	..	..	..	Dahanu " " " " "
..	..	..	..	..	..	..	..	..	..	..	..	..	..	..	..	Dharasna " " " " "
..	..	..	..	..	..	..	..	..	..	..	..	..	..	..	..	Dodamarg " " " " "
..	..	..	..	..	..	..	..	..	..	..	..	..	..	..	..	Honavar " " " " "
..	..	1	12	2	41	..	..	2	41	..	..	..	..	..	..	Jaltapur " " " " "
..	..	..	..	..	..	..	..	..	..	..	..	..	..	..	..	Malwan " " " " "
..	..	..	..	..	..	..	..	..	..	..	..	..	..	..	..	Maroll " " " " "
..	..	..	..	..	..	..	..	..	..	..	..	..	..	..	..	Rai " " " " "
..	..	..	..	..	..	..	..	..	..	..	..	..	..	..	..	Ratnagiri " " " " "
..	..	..	..	..	..	..	..	..	..	..	..	..	..	..	..	" above 100 " 300 "
..	..	..	..	..	..	..	..	..	..	..	..	..	..	..	..	Revdanda from 10 " 100 "
..	..	..	..	..	..	..	..	..	..	..	..	..	..	..	..	Sanikatta " " " " "
..	..	..	..	..	..	..	..	..	..	..	..	..	..	..	..	Surat " " " " "
..	..	..	..	..	..	..	..	..	..	..	..	..	..	..	..	Uran " " " " "
..	..	..	..	..	..	..	..	..	..	..	..	..	..	..	..	Vengurla " " " " "
..	..	..	..	..	..	..	..	..	..	..	..	..	..	..	..	TOTAL from 10 to 100 tons
..	..	..	..	..	..	..	..	..	..	..	..	..	..	..	..	" above 100 " 300 "
..	..	..	..	..	..	..	..	..	..	..	..	..	..	..	..	" " 300 "
..	..	..	..	..	..	..	..	..	..	..	..	..	..	..	..	TOTAL
..	..	..	..	..	..	..	..	..	..	..	..	..	..	..	..	SIND—
..	..	..	..	..	..	..	..	..	..	..	..	..	..	..	..	Karachi—
..	..	..	..	..	..	..	..	..	..	..	..	..	..	..	..	from 10 to 100 tons
..	..	..	..	..	..	..	..	..	..	..	..	..	..	..	..	above 100 " 300 "
..	..	..	..	..	..	..	..	..	..	..	..	..	..	..	..	Keti Bunder from 10 to 100 "
..	..	..	..	..	..	..	..	..	..	..	..	..	..	..	..	TOTAL from 10 to 100 "
..	..	..	..	..	..	..	..	..	..	..	..	..	..	..	..	" above 100 " 300 "
..	..	..	..	..	..	..	..	..	..	..	..	..	..	..	..	" " 300 "
..	..	..	..	..	..	..	..	..	..	..	..	..	..	..	..	TOTAL
..	..	..	..	..	..	..	..	..	..	..	..	..	..	..	..	MADRAS—
..	..	..	..	..	..	..	..	..	..	..	..	..	..	..	..	Calicut from 10 to 100 tons
..	..	..	..	..	..	..	..	..	..	..	..	..	..	..	..	" above 100 " 300 "
..	..	..	..	..	..	..	..	..	..	..	..	..	..	..	..	Cannanore from 10 " 100 "
..	..	..	..	..	..	..	..	..	..	..	..	..	..	..	..	Cocanada " " " " "
..	..	..	..	..	..	..	..	..	..	..	..	..	..	..	..	" above 100 " 300 "
..	..	..	..	..	..	..	..	..	..	..	..	..	..	..	..	" " 300 "
..	..	..	..	..	..	..	..	..	..	..	..	..	..	..	..	Cochin from 10 to 100 "
..	..	..	..	..	..	..	..	..	..	..	..	..	..	..	..	" above 100 " 300 "



VESSELS BUILT  
SHIPPING

at each PORT in BRITISH INDIA, in each Official Year from 1929-30 to 1933-34—continued

1931-32				1932-33						1933-34						PORTS—continued MADRAS—continued
STEAM		TOTAL		SAILING		STEAM		TOTAL		SAILING		STEAM		TOTAL		
ves.	tons	ves.	tons	ves.	tons	ves.	tons	ves.	tons	ves.	tons	ves.	tons	ves.	tons	
..	..	..	..	..	..	..	..	..	..	..	..	..	..	..	..	..
..	..	..	..	..	..	..	..	..	..	..	..	..	..	..	..	..
..	..	4	140	2	60	..	..	2	60	7	211	..	..	7	211	Cuddalore from 10 to 100 tons
..	..	..	..	..	..	..	..	..	..	..	..	..	..	..	..	Kanaraod " " " " "
..	..	..	..	..	..	..	..	..	..	..	..	..	..	..	..	" above 100 " 300 "
..	..	..	..	..	..	..	..	..	..	..	..	..	..	..	..	Mangalore from 10 " 100 "
..	..	..	..	..	..	..	..	..	..	..	..	..	..	..	..	" above 100 " 300 "
..	..	..	..	..	..	..	..	..	..	..	..	..	..	..	..	Masulipatam from 10 " 100 "
..	..	..	..	..	..	..	..	..	..	..	..	..	..	..	..	Mulki " " " " "
..	..	..	..	..	..	..	..	..	..	..	..	..	..	..	..	Negapatam " " " " "
..	..	..	..	..	..	..	..	..	..	..	..	..	..	..	..	Pamban " " " " "
..	..	..	..	..	..	..	..	..	..	..	..	..	..	..	..	" above 100 " 300 "
..	..	..	..	..	..	..	..	..	..	..	..	..	..	..	..	Pondani from 10 " 100 "
..	..	..	..	..	..	..	..	..	..	..	..	..	..	..	..	" above 100 " 300 "
..	..	..	..	..	..	..	..	..	..	..	..	..	..	..	..	Tellicherry from 10 " 100 "
..	..	..	..	..	..	..	..	..	..	..	..	..	..	..	..	" above 100 " 300 "
..	..	..	..	..	..	..	..	..	..	..	..	..	..	..	..	Topputtuorsai from 10 " 100 "
..	..	..	..	..	..	..	..	..	..	..	..	..	..	..	..	Tuticoria " " " " "
..	..	..	..	..	..	..	..	..	..	..	..	..	..	..	..	" above 100 " 300 "
..	..	4	140	2	60	..	..	2	60	8	241	..	..	8	241	TOTAL from 10 " 100 "
..	..	..	..	1	288	..	..	1	288	..	..	..	..	..	..	" above 100 " 300 "
..	..	..	..	..	..	..	..	..	..	..	..	..	..	..	..	" " 300 tons
..	..	4	140	3	848	..	..	3	848	8	241	..	..	8	241	TOTAL
..	..	..	..	..	..	..	..	..	..	..	..	..	..	..	..	BURMA—
..	..	..	..	..	..	..	..	..	..	..	..	..	..	..	..	Moulmein from 10 to 100 tons
..	..	..	..	..	..	..	..	..	..	..	..	..	..	..	..	Rangoon " " " " "
..	..	..	..	..	..	..	..	..	..	..	..	..	..	..	..	" above 100 " 300 "
..	..	..	..	..	..	..	..	..	..	..	..	..	..	..	..	" " 300 tons
..	..	..	..	..	..	..	..	..	..	..	..	..	..	..	..	Mergui from 10 to 100 "
..	..	..	..	..	..	..	..	..	..	..	..	..	..	..	..	Tavoy " " " " "
..	..	..	..	..	..	..	..	..	..	..	..	..	..	..	..	" above 100 " 300 "
..	..	..	..	..	..	..	..	..	..	..	..	..	..	..	..	TOTAL from 10 " 100 "
..	..	..	..	..	..	..	..	..	..	..	..	..	..	..	..	" above 100 " 300 "
..	..	..	..	..	..	..	..	..	..	..	..	..	..	..	..	" " 300 tons
..	..	..	..	..	..	..	..	..	..	..	..	..	..	..	..	TOTAL

VESSELS REGISTERED  
SHIPPING

( 708 )

No. 11

NUMBER and TONNAGE of SAILING and STEAM VESSELS, FIRST REGISTERED

PROVINCES	1929-30						1930-31						SAILING	
	SAILING		STEAM		TOTAL		SAILING		STEAM		TOTAL		ves.	tons
	ves.	tons	ves.	tons	ves.	tons	ves.	tons	ves.	tons	ves.	tons		
<i>Under the English Act.</i>														
BENGAL	..	..	..	..	..	..	..	..	5	1,955	5	1,955	..	..
BOMBAY	..	..	2	991	2	991	..	..	4	4,204	4	4,204	..	..
BURMA	5	467	8	1,503	13	2,080	..	..	3	9,299	3	9,299	1	100
TOTAL	5	467	10	2,554	15	3,021	..	..	12	15,548	12	15,548	1	100
<i>Under the Indian Act</i>														
BENGAL	..	..	1	23	1	23	..	..	..	..	..	..	..	..
BOMBAY	5	800	2	55	7	415	8	406	2	49	10	455	3	100
SIND	4	91	..	..	4	91	3	70	..	..	3	70	1	53
MADEAS	14	378	..	..	14	378	17	742	..	..	17	742	4	140
BURMA	..	..	..	..	..	..	..	..	..	..	..	..	..	..
TOTAL	23	820	3	78	26	907	28	1,218	2	49	30	1,267	8	311
<i>PORTS Under the English Act</i>														
<i>BENGAL—</i>														
<i>Calcutta—</i>														
below 10 tons	..	..	..	..	..	..	..	..	..	..	..	..	..	..
from 10 to 100 tons	..	..	..	..	..	..	..	..	1	133	1	133	..	..
above 100 " 300 "	..	..	..	..	..	..	..	..	3	1,508	3	1,508	..	..
" 300 "	..	..	..	..	..	..	..	..	1	314	1	314	..	..
Chittagong above 300 "	..	..	..	..	..	..	..	..	..	..	..	..	..	..
TOTAL	..	..	..	..	..	..	..	..	5	1,955	5	1,955	..	..
<i>Under the Indian Act</i>														
<i>BENGAL—</i>														
<i>Chittagong</i>														
from 10 to 100 tons	..	..	1	23	1	23	..	..	..	..	..	..	..	..
above 100 " 300 "	..	..	..	..	..	..	..	..	..	..	..	..	..	..
" 300 "	..	..	..	..	..	..	..	..	..	..	..	..	..	..
TOTAL	..	..	1	23	1	23	..	..	..	..	..	..	..	..
<i>Under the English Act</i>														
<i>BOMBAY—</i>														
<i>Bombay—</i>														
from 10 to 100 tons	..	..	..	..	..	..	..	..	..	..	..	..	..	..
above 100 " 300 "	..	..	..	..	..	..	..	..	1	246	1	246	..	..
" 300 "	..	..	2	991	2	991	..	..	3	4,048	3	4,048	..	..
TOTAL	..	..	2	991	2	991	..	..	4	4,294	4	4,294	..	..
<i>Under the Indian Act</i>														
<i>BOMBAY—</i>														
<i>Bombay—</i>														
from 10 to 100 tons	2	88	2	55	4	148	4	199	2	49	6	248	1	88
above 100 " 300 "	1	150	..	..	1	150	1	172	..	..	1	172	..	..
" 300 "	..	..	..	..	..	..	..	..	..	..	..	..	..	..
Ankola from 10 to 100 "	..	..	..	..	..	..	..	..	..	..	..	..	..	..
Baseln " " " " "	..	..	..	..	..	..	..	..	..	..	..	..	..	..
Bhandup " " " " "	..	..	..	..	..	..	..	..	..	..	..	..	..	..
" above 100 " 300 "	..	..	..	..	..	..	..	..	..	..	..	..	..	..
Bulsar from 10 " 100 "	..	..	..	..	..	..	..	..	..	..	..	..	..	..
Dabhol " " " " "	..	..	..	..	..	..	..	..	..	..	..	..	..	..
Dahanu " " " " "	..	..	..	..	..	..	1	11	..	..	1	11	..	..
Daman " " " " "	..	..	..	..	..	..	..	..	..	..	..	..	..	..
Dharama " " " " "	..	..	..	..	..	..	..	..	..	..	..	..	..	..
Dodamarg " " " " "	..	..	..	..	..	..	..	..	..	..	..	..	..	..
Konavar " " " " "	1	52	..	..	1	52	..	..	..	..	..	..	..	..
Jaitapur " " " " "	..	..	..	..	..	..	..	..	..	..	..	..	..	..
Maiwan " " " " "	..	..	..	..	..	..	..	..	..	..	..	..	..	..
Marol " " " " "	..	..	..	..	..	..	..	..	..	..	..	..	1	11
Rai " " " " "	..	..	..	..	..	..	..	..	..	..	..	..	..	..
Ratnagiri " " " " "	1	64	..	..	1	64	2	24	..	..	2	24	1	10
Sindhia " " " " "	..	..	..	..	..	..	..	..	..	..	..	..	..	..
Surat " " " " "	..	..	..	..	..	..	..	..	..	..	..	..	..	..
Uran " " " " "	..	..	..	..	..	..	..	..	..	..	..	..	..	..
Vengola " " " " "	..	..	..	..	..	..	..	..	..	..	..	..	..	..
TOTAL from 10 to 100	4	204	2	65	6	259	7	234	2	49	9	283	3	100
" above 100 " 300 "	1	150	..	..	1	150	1	172	..	..	1	172	..	..
" 300 "	..	..	..	..	..	..	..	..	..	..	..	..	..	..
TOTAL	5	300	2	55	7	415	8	406	2	49	10	455	3	100

NOTE.—(1) Under the English and Indian Merchant Shipping Act and the Bombay Act, XIX of 1888, the registration of coasting vessels is compulsory in the Bombay Presidency including Sind, and the returns for Bombay and Sind are therefore complete as regards vessels of 10 tons burthen and above, while the returns for other Provinces are incomplete as the registration of vessels under both the English Merchant Shipping Act, 1894, and the Indian Merchant Shipping Act, X of 1841, as amended by Act XI of 1860, is optional and the returns are necessarily restricted only to such vessels as are actually registered.

(2) The Ports in the Bombay Presidency, excepting the chief port, are really talukas composed of a number of subordinate ports.

at each PORT in BRITISH INDIA, in each Official Year from 1929-30 to 1933-34

1931-32				1932-33						1933-34						PROVINCES <i>Under the English Act</i>
STEAM		TOTAL		SAILING		STEAM		TOTAL		SAILING		STEAM		TOTAL		
ves.	tons	ves.	tons	ves.	tons	ves.	tons	ves.	tons	ves.	tons	ves.	tons	ves.	tons	
..	..	..	..	..	..	3	1,212	3	1,212	..	..	2	591	2	591	BENGAL
2	1,548	2	1,548	..	..	1	123	1	123	1	11	10	15,756	11	15,767	BOMBAY
5	998	6	1,104	..	..	3	8,634	3	8,634	..	..	5	1,078	5	1,078	BURMA
7	2,546	8	2,652	..	..	7	9,969	7	9,069	1	11	17	17,425	18	17,436	TOTAL
..	..	..	..	..	..	..	..	..	..	..	..	..	..	..	..	<i>Under the Indian Act</i>
1	65	4	174	5	94	..	..	5	94	35	1,225	..	..	35	1,225	BENGAL
..	..	1	58	1	15	..	..	1	15	..	..	..	..	..	..	BOMBAY
..	..	4	149	3	348	..	..	3	348	8	241	..	..	8	241	SIND
..	..	..	..	..	..	..	..	..	..	..	..	..	..	..	..	MADRAS
1	65	9	876	9	457	..	..	9	457	43	1,466	..	..	43	1,466	BURMA
..	..	..	..	..	..	..	..	..	..	..	..	..	..	..	..	TOTAL
..	..	..	..	..	..	1	8	1	8	..	..	..	..	..	..	PORTS
..	..	..	..	..	..	1	32	1	32	..	..	..	..	..	..	<i>Under the English Act</i>
..	..	..	..	..	..	..	..	..	..	..	..	2	591	2	591	BENGAL—
..	..	..	..	..	..	1	1,172	1	1,172	..	..	..	..	..	..	Calcutta—
..	..	..	..	..	..	..	..	..	..	..	..	..	..	..	..	below 10 tons
..	..	..	..	..	..	..	..	..	..	..	..	..	..	..	..	from " to 100 tons
..	..	..	..	..	..	..	..	..	..	..	..	..	..	..	..	above 100 " 300 "
..	..	..	..	..	..	..	..	..	..	..	..	..	..	..	..	300 "
..	..	..	..	..	..	3	1,212	3	1,212	..	..	2	591	2	591	Chittagong above 300 "
..	..	..	..	..	..	..	..	..	..	..	..	..	..	..	..	TOTAL
..	..	..	..	..	..	..	..	..	..	..	..	..	..	..	..	<i>Under the Indian Act</i>
..	..	..	..	..	..	..	..	..	..	..	..	..	..	..	..	BENGAL—
..	..	..	..	..	..	..	..	..	..	..	..	..	..	..	..	Chittagong from 10 to 100 tons
..	..	..	..	..	..	..	..	..	..	..	..	..	..	..	..	" above 100 " 300 "
..	..	..	..	..	..	..	..	..	..	..	..	..	..	..	..	" " 300 "
..	..	..	..	..	..	..	..	..	..	..	..	..	..	..	..	TOTAL
..	..	..	..	..	..	..	..	..	..	1	11	1	28	2	99	<i>Under the English Act</i>
..	..	..	..	..	..	..	..	..	..	..	..	2	410	2	410	BOMBAY—
2	1,548	2	1,548	..	..	1	123	1	123	..	..	7	15,318	7	15,318	Bombay—
2	1,548	2	1,548	..	..	..	..	..	..	..	..	10	15,756	11	15,767	from 10 to 100 tons
..	..	..	..	..	..	..	..	..	..	..	..	..	..	..	..	above 100 " 300 "
..	..	..	..	..	..	..	..	..	..	..	..	..	..	..	..	" 300 "
..	..	..	..	..	..	..	..	..	..	..	..	..	..	..	..	TOTAL
1	65	2	158	1	18	..	..	1	18	4	118	..	..	4	118	<i>Under the Indian Act</i>
..	..	..	..	..	..	..	..	..	..	..	..	..	..	..	..	BOMBAY—
..	..	..	..	..	..	..	..	..	..	..	..	..	..	..	..	Bombay—
..	..	..	..	..	..	..	..	..	..	..	..	..	..	..	..	from 10 to 100 tons
..	..	..	..	..	..	..	..	..	..	..	..	..	..	..	..	above 100 " 300 "
..	..	..	..	..	..	..	..	..	..	..	..	..	..	..	..	" 300 "
..	..	..	..	..	..	..	..	..	..	..	..	..	..	..	..	Ankola from 10 to 100 tons
..	..	..	..	..	..	..	..	..	..	..	..	..	..	..	..	Rassein " " " "
..	..	..	..	..	..	..	..	..	..	..	..	..	..	..	..	Rhandup " " " "
..	..	..	..	..	..	..	..	..	..	..	..	..	..	..	..	" above 100 " 300 "
..	..	..	..	..	..	..	..	..	..	..	..	..	..	..	..	Bulsar from 10 " 100 "
..	..	..	..	..	..	..	..	..	..	..	..	..	..	..	..	Dabhol " " " "
..	..	..	..	2	41	..	..	2	41	..	..	..	..	..	..	Dahanu " " " "
..	..	..	..	..	..	..	..	..	..	..	..	..	..	..	..	Daman " " " "
..	..	..	..	..	..	..	..	..	..	19	802	..	..	19	802	Dharasna " " " "
..	..	..	..	..	..	..	..	..	..	..	..	..	..	..	..	Dodamarg " " " "
..	..	..	..	..	..	..	..	..	..	3	35	..	..	3	35	Honavar " " " "
..	..	..	..	..	..	..	..	..	..	1	71	..	..	1	71	Jaltapur " " " "
..	..	..	..	..	..	..	..	..	..	4	147	..	..	4	147	Malwan " " " "
..	..	1	11	..	..	..	..	..	..	..	..	..	..	..	..	Maroli " " " "
..	..	..	..	..	..	..	..	..	..	..	..	..	..	..	..	Kai " " " "
..	..	1	10	..	..	..	..	..	..	3	42	..	..	3	42	Katnagiri " " " "
..	..	..	..	..	..	..	..	..	..	1	10	..	..	1	10	Sanikata " " " "
..	..	..	..	..	..	..	..	..	..	..	..	..	..	..	..	Surat " " " "
..	..	..	..	..	..	..	..	..	..	..	..	..	..	..	..	Uran " " " "
..	..	..	..	..	..	..	..	..	..	..	..	..	..	..	..	Vengula " " " "
1	65	4	174	5	94	..	..	5	94	35	1,225	..	..	35	1,225	TOTAL from 10 " 100 "
..	..	..	..	..	..	..	..	..	..	..	..	..	..	..	..	" above 100 " 300 "
..	..	..	..	..	..	..	..	..	..	..	..	..	..	..	..	" " 300 "
1	65	4	174	5	94	..	..	5	94	35	1,225	..	..	35	1,225	TOTAL





## INDEX TO TABLES 1 TO 13

COUNTRIES AND PORTS	Imports	Exports	COUNTRIES AND PORTS	Imports	Exports
	Page	Page		Page	Page
Abyssinia . . . . .	4, 5, 17, 517	8, 9, 12, 13, 19, 21, 517	Dutch New Guinea . . . . .	4, 5, 443	8, 9, 12, 13, 14, 18, 443
Aden and Dependencies . . . . .	2, 3, 16, 368-369	6, 7, 10, 11, 18, 20, 370-374	„ West Indies . . . . .	4, 5	....
Adirampatnam . . . . .	33	33	Ecuador . . . . .	4, 5, 17, 563	19, 563
Afghanistan . . . . .	....	8, 9, 12, 13, 18, 20, 464-465	Egypt . . . . .	4, 5, 17, 480-481	8, 9, 12, 13, 19, 21, 481-485
Africa—			Estonia . . . . .	2, 3, 16, 251	6, 7, 10, 11, 18, 251
Italian East . . . . .	4, 5, 17, 513	8, 9, 12, 13, 19, 21, 514-516	Falkland Islands . . . . .	....	19, 558
Portuguese East . . . . .	4, 5, 17, 405-406	8, 9, 12, 13, 19, 21, 406-409	Federated Malay States . . . . .	2, 3, 16, 484	6, 7, 10, 11, 18, 20, 484-486
„ West . . . . .	17, 490	6, 7, 8, 9, 10, 11, 12, 13, 19, 490	Fiji Islands . . . . .	2, 3, 17, 572	6, 7, 10, 11, 19, 21, 572-573
Akyab . . . . .	36	31	Finland . . . . .	2, 3, 16, 250	6, 7, 10, 11, 18, 20, 250-251
Albania . . . . .	4, 5, 16, 357	6, 7, 12, 13, 18, 357	Formosa . . . . .	4, 5, 16, 464	8, 9, 12, 13, 18, 464
Algeria . . . . .	4, 5, 17, 487	8, 9, 12, 13, 19, 487	Fort Saint George . . . . .	32, 148-173	32, 174-179
Ammapatnam . . . . .	34	34	France . . . . .	2, 3, 16, 310-317	6, 7, 10, 11, 18, 20, 317-322
Anglo-Egyptian Sudan . . . . .	2, 3, 17, 517	6, 7, 10, 11, 19, 21, 517-519	French Indo-China . . . . .	4, 5, 16, 446	8, 9, 12, 13, 18, 20, 447
Argentine Republic . . . . .	4, 5, 17, 561	8, 9, 12, 13, 19, 21, 561	„ West Africa . . . . .	....	493
Austria . . . . .	4, 5, 16, 347-350	6, 7, 12, 13, 18, 20, 351	„ Possessions in West Africa . . . . .	17, 490	490
Badagara . . . . .	35	35	„ Somaliland . . . . .	4, 5	8, 9, 12, 13
Bahamas . . . . .	....	6, 7, 10, 11, 520	Germany . . . . .	2, 3, 16, 264-278	6, 7, 10, 11, 18, 20, 279-284
Bahrain Islands . . . . .	2, 3, 16, 802	6, 7, 10, 11, 18, 20, 392-396	Gibraltar . . . . .	2, 3, 16, 325	6, 7, 10, 11, 18, 20, 325-326
Balassore . . . . .	30, 76	30, 76	Gold Coast . . . . .	....	489
Basseln . . . . .	36	36	Gopalpur . . . . .	32	32
Belgian Congo . . . . .	490	490	Greece (including Crete) . . . . .	4, 5, 16, 350	6, 7, 12, 13, 18, 20, 350-360
Belgium . . . . .	2, 3, 16, 297-305	6, 7, 10, 11, 18, 20, 306-309	Guatemala . . . . .	....	8, 9, 12, 13, 19, 551
Bengal . . . . .	22, 23, 30	22, 23, 30	Gulana (British) . . . . .	....	6, 7, 10, 11, 19, 21, 558
Bermuda . . . . .	.....	6, 7, 10, 11, 19, 551	„ (Dutch) . . . . .	....	19, 559
Bihar and Orissa . . . . .	22, 30	22, 30	Hawaii . . . . .	4, 5, 17, 573	8, 9, 12, 13, 19, 21, 574
Bimlipatam . . . . .	32	32	Hayti and St. Domingo . . . . .	4, 5, 17, 552	21, 552
Bolivia . . . . .	....	19, 563	Henjam Island . . . . .	4, 5, 16, 403	8, 9, 12, 13, 18, 20, 404
Bombay . . . . .	22, 23, 30, 77-101	22, 23, 30, 102-117	Honduras . . . . .	....	8, 9, 12, 13, 19, 555
Borneo . . . . .	2, 3, 16, 442	18, 20, 442	Hongkong . . . . .	2, 3, 16, 464-468	6, 7, 10, 11, 18, 20, 469-472
„ British . . . . .	2, 3, 16	6, 7, 10, 11, 18, 20	Honavar . . . . .	31	31
„ Dutch . . . . .	4, 5, 16	8, 9, 12, 13	Hungary . . . . .	4, 5, 16, 352	6, 7, 12, 13, 18, 20, 352
Brazil . . . . .	4, 5, 17, 559	8, 9, 12, 13, 19, 21, 559-560	Iran . . . . .	4, 5, 16, 396-398	8, 9, 12, 13, 18, 20, 398-403
British Gulana . . . . .	....	6, 7, 10, 11, 19, 21, 558	Iraq . . . . .	4, 5, 16, 375-376	8, 9, 12, 13, 18, 20, 377-381
„ Honduras . . . . .	....	6, 7, 10, 11, 19, 555	Irish Free State . . . . .	2, 3, 16, 248	6, 7, 10, 11, 18, 248
„ Possessions in West Africa . . . . .	17, 490	19, 490	Islands in the Pacific . . . . .	....	8, 9, 12, 13, 19, 574
„ West India Islands . . . . .	2, 3	6, 7, 10, 11	Italian East Africa . . . . .	4, 5, 17, 513	8, 9, 12, 13, 19, 21, 514-516
Broach . . . . .	31 *	31	Italy (including Fiume) . . . . .	4, 5, 16, 332-342	6, 7, 10, 11, 18, 20, 343-346
Bulgaria . . . . .	4, 5, 16, 357	6, 7, 12, 13, 18, 357	Japan . . . . .	4, 5, 16, 450-450	8, 9, 12, 13, 18, 20, 450-453
Burma . . . . .	22, 23, 36	22, 23, 36	Java . . . . .	4, 5, 16, 438-439	8, 9, 12, 13, 18, 20, 439-441
Calcutta . . . . .	30, 38-63	30, 63-75	Jugoslavia (Kingdom of the Serbs, Croat and Slovenes). . . . .	4, 5, 16, 356	6, 7, 12, 13, 18, 356
Calicut . . . . .	35	35	Karachi . . . . .	31, 118-139	31, 140-147
Calingapatam . . . . .	32	32	Karikal . . . . .	33	33
Canada . . . . .	2, 3, 17, 526-528	6, 7, 10, 11, 19, 21, 528-529	Karwar . . . . .	31	31
Canary Islands . . . . .	4, 5, 17, 488	8, 9, 488	Kenya Colony . . . . .	2, 3, 17, 501-505	6, 7, 10, 11, 19, 21, 505-509
Caunatore . . . . .	35	35	Klakkal . . . . .	34	34
Celebes and other Islands . . . . .	4, 5, 16, 442	8, 9, 12, 13, 18, 20, 443	Korea . . . . .	4, 5, 16, 463	8, 9, 12, 13, 18, 464
Ceylon . . . . .	2, 3, 16, 406-411	6, 7, 10, 11, 18, 20, 411-419	Koyalpatnam . . . . .	34	34
Chile . . . . .	4, 5, 17, 562	8, 9, 12, 13, 19, 21, 562	Kulasekharapatnam . . . . .	35	35
China . . . . .	4, 5, 16, 472-476	8, 9, 12, 13, 18, 20, 476-479	Kyaukpyu . . . . .	36	36
Chittagong . . . . .	30	30	Latvia . . . . .	2, 3, 16, 252	6, 7, 10, 11, 18, 252
Cocanada . . . . .	32	32	Lithuania . . . . .	2, 3, 16, 252	....
Cochin . . . . .	35	35	Luxemburg . . . . .	2, 3, 16, 309	20
Colombia . . . . .	4, 5, 17, 556	19, 21, 556	Macao . . . . .	4, 5, 14, 16, 419	....
Commonwealth of Australia . . . . .	2, 3, 17, 564-567	6, 7, 10, 11, 19, 21, 567-570	Madagascar and Kerguelon . . . . .	4, 5, 17, 499	8, 9, 12, 13, 19, 21, 500
Coondapoor . . . . .	35	35	Madras . . . . .	22, 23, 32	22, 23, 32-36
Costa-Rica . . . . .	....	8, 9, 12, 13, 19, 566	Maldives . . . . .	2, 3, 16, 405	6, 7, 10, 11, 13, 20, 405
Cuba . . . . .	4, 5, 17, 551	19, 551	Malpe . . . . .	36	36
Cuddalore . . . . .	32	32	Malta and Gozo . . . . .	2, 3, 16, 327	6, 7, 10, 11, 18, 20, 328
Cyprus . . . . .	2, 3, 16, 364	6, 7, 10, 11, 18, 20, 364	Malwan . . . . .	31	31
Czecho-Slovakia . . . . .	4, 5, 16, 352-355	6, 7, 12, 13, 18, 20, 355	Mangalore . . . . .	35	35
Denmark . . . . .	2, 3, 16, 260-261	6, 7, 10, 11, 18, 20, 261-262	Mascat Territory and Trucial Oman . . . . .	4, 5, 16, 382	8, 9, 12, 13, 18, 20, 383-387
Dhanu Kodi . . . . .	34	34	Masulpatnam . . . . .	32	32
Dutch Gulana . . . . .	....	19, 559	Mauritius and Dependencies . . . . .	2, 3, 17, 520	6, 7, 10, 11, 13, 21, 520-523
			Mergul . . . . .	36	36



## INDEX TO TABLES 1 TO 13—continued

COUNTRIES AND PORTS	Imports	Exports	COUNTRIES AND PORTS	Imports	Exports
	Page	Page		Page	Page
Mexico . . . . .	4, 5, 554	8, 9, 12, 13, 19, 554	Slam . . . . .	4, 5, 16, 443	8, 9, 12, 13, 18, 20, 444-446
Morocco . . . . .	4, 5, 17, 487	8, 9, 12, 13, 19, 488	Sind . . . . .	22, 23, 31	22, 23, 31
Moulmein . . . . .	37	37	Socotra . . . . .	....	6, 7, 10, 11, 19, 21, 525
Negapatam . . . . .	33	33	Somaliland Protectorate . . . . .	2, 3, 17, 515	6, 7, 10, 11, 515-516
Netherlands . . . . .	2, 3, 16, 285-292	6, 7, 10, 11, 18, 20, 293-296	"    British . . . . .	2, 3, 17	6, 7, 10, 11, 19, 21
Newfoundland and Coast of Labrador . . . . .	....	6, 7, 10, 11, 19, 530	"    French . . . . .	4, 5	8, 9, 12, 13
New Guinea (Dutch) . . . . .	4, 5, 16, 443	8, 9, 12, 13, 14, 18, 443	Spain . . . . .	4, 5, 10, 323	6, 7, 10, 11, 18, 20, 323-324
New Zealand . . . . .	2, 3, 17, 571	6, 7, 10, 11, 19, 21, 571-572	Spanish Possessions in West Africa . . . . .	400	400
Nicaragua . . . . .	....	8, 9, 12, 13, 19, 555	Straits Settlements . . . . .	2, 3, 10, 420-427	6, 7, 10, 11, 18, 20, 428-433
Nigeria . . . . .	....	489	Sumatra . . . . .	4, 5, 16, 436	8, 9, 12, 13, 18, 20, 437
Non-Federated Malay States . . . . .	2, 3, 16, 436	....	Sweden . . . . .	2, 3, 16, 253-256	6, 7, 10, 11, 18, 20, 257
Norway . . . . .	2, 3, 16, 258-259	6, 7, 10, 11, 20, 250-260	Switzerland . . . . .	4, 5, 16, 323-331	6, 7, 10, 11, 18, 20, 331-332
Nyasaland Protectorate . . . . .	2, 3, 17, 513	6, 7, 10, 11, 19, 21, 513	Syria . . . . .	4, 5, 16, 365	8, 9, 12, 13, 18, 20, 365-366
Other Native States in Arabia . . . . .	4, 5, 16, 387	8, 9, 12, 13, 18, 20, 388-392	Tanganyika Territory . . . . .	2, 3, 17, 509	6, 7, 10, 11, 19, 21, 510-512
Pacific—Islands in the . . . . .	....	8, 9, 12, 13, 19, 574	Tavoy . . . . .	37	37
Palestine . . . . .	2, 3, 16, 367	6, 7, 10, 11, 18, 20, 367	Tellicherry . . . . .	35	35
Pamban . . . . .	34	34	Territory of Papua . . . . .	....	6, 7, 10, 11, 19, 21, 570-571
Panama . . . . .	4, 5, 17, 557	19, 557	Trumulavassal . . . . .	33	33
Papua . . . . .	....	6, 7, 10, 11, 19, 21, 570-571	Tondi . . . . .	34	34
Paraguay . . . . .	....	19, 560	Topputtural . . . . .	33	33
Paru . . . . .	4, 5, 17, 502	19, 21, 562	Tripoli . . . . .	4, 5, 17, 485	8, 9, 12, 13, 19, 21, 485-486
Philippines . . . . .	4, 5, 16, 448	8, 9, 12, 13, 18, 20, 448-449	Tunis . . . . .	4, 5, 17, 486	8, 9, 12, 13, 19, 21, 486-487
Point Callmere . . . . .	33	33	Turkey, Asiatic . . . . .	4, 5, 16, 363	8, 9, 12, 13, 18, 20, 363-364
Poland (including Danzig) . . . . .	2, 3, 16, 263	6, 7, 10, 11, 18, 263	"    European . . . . .	4, 5, 16, 361	8, 9, 12, 13, 18, 20, 361-362
Pomani . . . . .	35	35	Tuticorin . . . . .	34	34
Porto Novo . . . . .	33	33	Uganda Protectorate . . . . .	2, 3, 17, 512	6, 7, 10, 11, 19, 21, 512
Porto Rico . . . . .	4, 5, 17, 552	552	Union of South Africa . . . . .	2, 3, 17, 491-492	6, 7, 10, 11, 19, 21, 492-494
Portugal (including Azores and Madeira) . . . . .	4, 5, 16, 326	6, 7, 10, 11, 18, 20, 327	United Kingdom (including Channel Islands) . . . . .	2, 3, 16, 209-236	6, 7, 10, 11, 18, 20, 230-247
Portuguese East Africa . . . . .	4, 5, 17, 495-496	8, 9, 12, 13, 19, 21, 495-499	United States of America . . . . .	4, 5, 17, 530-544	8, 9, 12, 13, 19, 21, 545-550
"    Possessions in West Africa . . . . .	17, 490	490	Uran . . . . .	31	31
"    West Africa . . . . .	4, 5	....	Uruguay . . . . .	4, 5, 17, 560	19, 21, 560-561
Protectorate of South West Africa . . . . .	17	6, 7, 10, 11, 19, 490	U. S. S. R. . . . .	2, 3, 16, 249	6, 7, 10, 11, 18, 20, 249
Rangoon . . . . .	36, 180-200	36, 201-208	Velanganni . . . . .	33	19, 567
Reunion . . . . .	4, 5, 17, 500	8, 9, 12, 13, 19, 21, 500	Venezuela . . . . .	4, 5, 17, 557	19, 567
Rhodesia . . . . .	2, 3, 17, 495	6, 7, 10, 11, 19, 21, 495	Venguria . . . . .	31	31
Roumania . . . . .	4, 5, 16, 358	6, 7, 12, 13, 18, 20, 358	Victoria Point . . . . .	37	37
Sandoway . . . . .	37	37	Vizagapatam . . . . .	32	32
San-Salvador . . . . .	....	8, 9, 12, 13, 19, 555	West Africa . . . . .	17, 490	6, 7, 8, 9, 10, 11, 12, 13, 19, 490
Seychelles . . . . .	2, 3, 17, 523	6, 7, 10, 11, 19, 21, 523-525	"    Indies . . . . .	17, 553	8, 9, 12, 13, 19, 21, 55-3554
			Zanzibar and Pemba . . . . .	2, 3, 17, 501	6, 7, 10, 11, 19, 21, 501-504

## MISCELLANEOUS.

	Page	Shipping—contd.	Page
French possessions in India—Trade of the . . . . .	629-635	Abstract Tables—contd.	
Shipping :—		Vessels entered and cleared from and to each port—	
Abstract Tables—		With cargoes . . . . .	654-669
Vessels entered into each province . . . . .	640	In ballast . . . . .	670-683
"    cleared from "    " . . . . .	641	General Tables—	
"    entered from each country . . . . .	642-645	Vessels entered and cleared with cargoes . . . . .	684-695
"    cleared to "    " . . . . .	646-649	"    "    "    "    in ballast . . . . .	696-703
Nationality of vessels entered . . . . .	650, 651	"    built at each port . . . . .	704-707
"    "    cleared . . . . .	652, 653	"    registered at each port . . . . .	708-711

**List of Agents from whom  
Government of India Publications are available.**

**ENGLAND.**

THE HIGH COMMISSIONER FOR INDIA, INDIA HOUSE, ALDWYCH, LONDON, W. C. 2.

**PALESTINE.**

Steimatzky, Jerusalem.

**INDIA.**

(a) PROVINCIAL GOVERNMENT BOOK DEPOTS.

- MADRAS** :—Superintendent, Government Press, Mount Road, Madras.  
**BOMBAY** :—Superintendent, Government Printing and Stationery, Queen's Road, Bombay.  
**SIND** :—Library attached to the Office of the Commissioner in Sind, Karachi.  
**UNITED PROVINCES OF AGRA AND OUDH** :—Superintendent of Government Press, United Provinces of Agra and Oudh, Allahabad.  
**PUNJAB** :—Superintendent, Government Printing, Punjab, Lahore.  
**BURMA** :—Superintendent, Government Printing, Burma, Rangoon.  
**CENTRAL PROVINCES AND BERAR** :—Superintendent, Government Printing, Central Provinces, Nagpur.  
**ASSAM** :—Superintendent, Assam Secretariat Press, Shillong.  
**BIHAR AND ORISSA** :—Superintendent, Government Printing, Bihar and Orissa, P. O. Gulzarbagh, Patna.  
**NORTH-WEST FRONTIER PROVINCE** :—Manager, Government Printing and Stationery, Peshawar.

(b) PRIVATE BOOK-SELLERS.

- |  |  |
|--|--|
| <p>Aero Stores, Karachi City.*<br/>         Albert Library, Dacca.<br/>         Banerjee &amp; Bros., Ranchi, Messrs. G.<br/>         Bantherya &amp; Co., Ltd., Kucheri Road, Ajmer.<br/>         Bengal Flying Club, Dum Dum Cantt.*<br/>         Bhawnani &amp; Sons, New Delhi.<br/>         Book Company, Calcutta.<br/>         Booklover's Resort, Taikad, Trivandrum, South India.<br/>         Burma Book Club, Ltd., Rangoon.<br/>         Butterworth &amp; Co. (India), Ltd., Calcutta.<br/>         Calcutta Book Agency, 16-1 Shama Charan Dey Street, Calcutta.<br/>         Chatterjee &amp; Co., 3, Bacharam Chatterjee Lane, Calcutta.<br/>         Chukerverty, Chatterjee &amp; Co., Ltd., 13, College Square, Calcutta.<br/>         City Book Co., Madras.<br/>         City Book House, Meston Road, Cawnpore.<br/>         Commercial Book Co., Lahore.<br/>         Das Gupta &amp; Co., 54/3, College Street, Calcutta.<br/>         Deccan Bookstall, Poona 4.<br/>         Delhi and U. P. Flying Club, Ltd., Delhi.*<br/>         English Book Depot, Ferozepore.<br/>         English Book Depot, Taj Road, Agra, and Saddar Bazar, Jhansi.<br/>         English Book Depot, Bank Road, Ambala Cantonment and Kasauli.<br/>         English Bookstall, Karachi.<br/>         Fakir Chand Marwah, Peshawar Cantonment.<br/>         Fono Book Agency, Simla.<br/>         Gaya Prasad &amp; Sons, Agra.<br/>         Grantha Mandir, Cuttack.<br/>         Higginbothams, Madras.<br/>         Hindu Library, 137-F, Balaram De Street, Calcutta.<br/>         Hyderabad Book Depot, Chaderghat, Hyderabad (Deccan).<br/>         Imperial Book Depot and Press, near Jama Masjid, (Machhliwalan), Delhi.<br/>         Indian Army Book Depot, Dayalbagh, Agra.<br/>         Indian Army Book Depot, Jullundur City and Daryaganj, Delhi.<br/>         Indian Book Shop, Benares City.<br/>         Indian School Supply Depot, 309, Bow Bazar St., Calcutta.<br/>         Insurance Publicity Co., Ltd., Lahore.<br/>         International Book Service, Poona 4.<br/>         Jaina &amp; Bros., Mori Gate, Delhi, Messrs. J. M.<br/>         James Murray &amp; Co., 12, Govt. Place, Calcutta (for Meteorological publications only).<br/>         Kali Charan &amp; Co., Municipal Market, Calcutta.<br/>         Kamala Book Depot, 15, College Square, Calcutta.<br/>         Kamala Book Stores, Bankipore, Patna.<br/>         Karnataka Publishing House, Bangalore City.<br/>         Keale &amp; Co., Karachi.<br/>         Krishnaswami &amp; Co., Teppakulam P. O., Trichinopoly Fort, Messrs. S.<br/>         Lahiri &amp; Co., Calcutta, Messrs. S. K.<br/>         Law Printing House, 11, Mount Road, Madras.<br/>         Law Publishing Co., Mylapore, Madras.<br/>         Lawrence and Mayo, Ltd., Bombay (for Meteorological publications only).<br/>         Local Self-Govt. Institute, Bombay.<br/>         London Book Co. (India), Arbab Road, Peshawar, Murree, Nowshera and Rawalpindi.<br/>         London Book Depot, B. I. Bazar, Bareilly, U. P.<br/>         Malhotra &amp; Co., Quetta, Messrs. U. P.<br/>         Mohanlal Dossabhai Shah, Rajkot.<br/>         Nandkishore &amp; Bros., Chowk, Benares City.</p> | <p>Nateson &amp; Co., Publisher, George Town, Madras, Messrs. G. A.<br/>         New Book Co., "Kitab Mahal", 192, Hornby Road, Bombay.<br/>         Newman &amp; Co., Ltd., Calcutta, Messrs. W.<br/>         North India Christian Tract and Book Society, 13, Clive Road, Allahabad.<br/>         Oriental Book Supplying Agency, 15, Shukrawar, Poona City.<br/>         Oxford Book and Stationery Company, Delhi, Lahore, Simla, Meerut and Calcutta.<br/>         Parikh &amp; Co., Baroda, Messrs. B.<br/>         Pioneer Book Supply Co., 20, Shib Narayan Das Lane, Calcutta and 219, Cloth Market, Delhi.<br/>         Popular Book Depot, Grant Road, Bombay.<br/>         Punjab Religious Book Society, Lahore.<br/>         Punjab Sanskrit Book Depot, Saidmitha Street, Lahore.<br/>         Raghunath Prasad &amp; Sons, Patna City.<br/>         Ram Krishna Bros., Opposite Bishrambag, Poona City.<br/>         Ram Narain Lal, Katra, Allahabad.<br/>         Rama Krishna &amp; Sons, Booksellers, Anarkali, Lahore.<br/>         Ramesh Book Depot, Stationery Mart, Kashmere Gate, Delhi.<br/>         Ray &amp; Sons, 43, K. &amp; L. Edwards Road, Rawalpindi, Murree and Peshawar, Messrs. J.<br/>         Ray Chowdhury &amp; Co., 68-5, Ashutosh Mukherjee Road, Calcutta.<br/>         Rochouse &amp; Sons, Madras.<br/>         Roy Chowdhury &amp; Co., 11, College Square, Calcutta, Messrs. N. M.<br/>         Sampson William &amp; Co., 127-B, The Mall, Cawnpore.<br/>         Sarsar &amp; Sons, 15, College Square, Calcutta, Messrs. M. C.<br/>         Sarkar &amp; Co., 2, Shama Charan Dey Street, Calcutta, Messrs. P. C.<br/>         Scientific Publishing Co., 9, Taltola Lane, Calcutta.<br/>         Seshachalam &amp; Co., Masulipatam, Messrs. M.<br/>         Shivji &amp; Co., P. O. Chauliaganj, Cuttack.<br/>         Shri Shankar Karnataka Pustaka Bhandara, Malamuddi, Dharwar.<br/>         S. P. Bookstall, 21, Budhwar, Poona.<br/>         Standard Book Depot, Lahore, Dalhousie and Delhi.<br/>         Standard Bookstall, Karachi.<br/>         Standard Bookstall, Quetta.<br/>         Standard Law Book Society, 5, Hastings Street, Calcutta.<br/>         Standard Literature Company, Ltd., Calcutta.<br/>         Students' Popular Depot, Kaohari Road, Lahore.<br/>         Surat and District Trading Society, Surat.<br/>         Taraporevala Sons &amp; Co., Bombay, Messrs. D. B.<br/>         Thacker &amp; Co., Ltd., Bombay.<br/>         Thacker, Spink &amp; Co., Ltd., Calcutta and Simla.<br/>         Tripathi &amp; Co., Booksellers, Princess Street, Kalbadevi Road, Bombay, Messrs. N. M.<br/>         Union Stores, Indore City.<br/>         University Book Agency, Kachari Road, Lahore.<br/>         Upper India Publishing House, Ltd., Literature Palace, Ammuddaula Park, Lucknow.<br/>         Varadachary &amp; Co., Madras, Messrs. P.<br/>         Wheeler &amp; Co., Allahabad, Calcutta and Bombay, Messrs. A. H.<br/>         Young Man &amp; Co., Ajmer and Egerton Road, Delhi.</p> |
|--|--|

\* Agents for publications on Aviation only.

DEPARTMENT OF COMMERCIAL INTELLIGENCE AND STATISTICS, INDIA

---

**ANNUAL STATEMENT**  
OF THE  
**Sea-Borne Trade of British India**  
WITH THE  
**British Empire and Foreign Countries**

For the fiscal year ending 31st March, 1934


VOLUME II.

Abstract and detailed tables of the trade and shipping with each country and at each port, and tables relating to the trade of the French Possessions in India.

---

*Published by order of the Governor-General in Council*

---



DELHI: MANAGER OF PUBLICATIONS  
1935

[No. 2786.]

*Price Rs. 13 or 21s.*