

FIFTY-EIGHTH ISSUE]

DEPARTMENT OF COMMERCIAL INTELLIGENCE AND STATISTICS, INDIA

ANNUAL STATEMENT

OF THE

Sea-Borne Trade of British India

WITH THE

British Empire and Foreign Countries

For the fiscal year ending 31st March, 1924

VOLUME I.

47658

Imports, Exports, and Re-exports of private merchandise and Government Stores, and Imports and Exports of Treasure.

Published by order of the Governor-General in Council



LUCKNOW: GOVERNMENT OF INDIA
CENTRAL PUBLICATION BRANCH

1925

[No. 1935.]

Volume I.

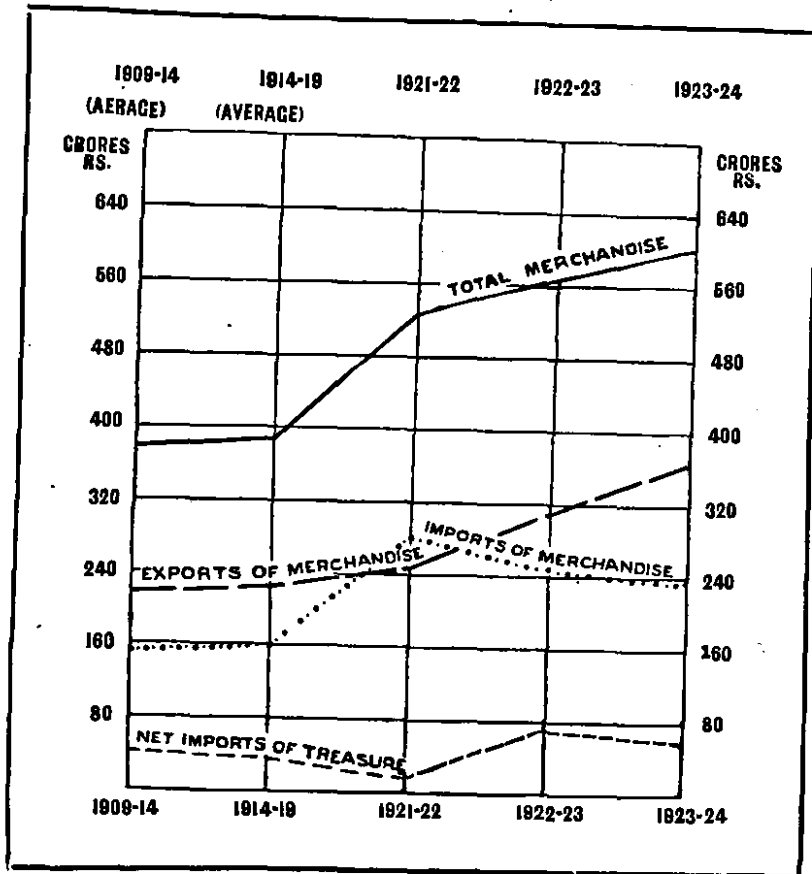
CONTENTS.

TABLES RELATING TO THE SEA-BORNE TRADE OF BRITISH INDIA.

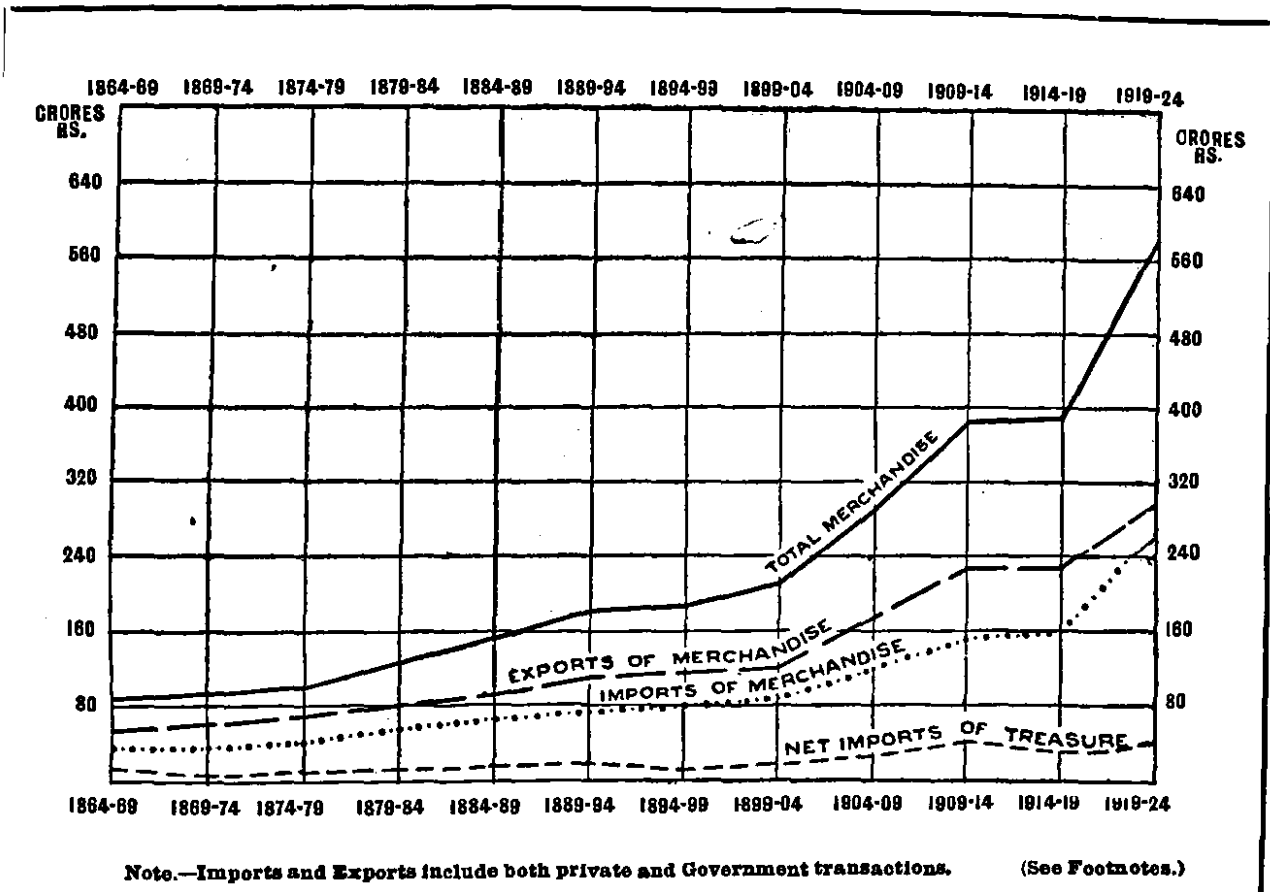
No. of Table.		Page i—iv
	Introductory Note	
	Charts illustrating—	
	(1) The Foreign Sea-Borne Trade of British India:	
	(a) During the last three years as compared with averages of the pre-war and war periods	} Frontis- piece.
	(b) During the last 60 years (1864-69 to 1919-24)	
	(2) Variations in the values of principal articles in the Im- port and Export Trade of British India during the last three years as compared with averages of the pre-war and war periods	
1	Total Trade: Value	1
2	Private Merchandise: From and to British Empire and Foreign Countries: Total Imports, Exports, and Re-Exports	2
3	Private Treasure: From and to British Empire and Foreign Countries: Total Imports and Exports	2
4	Private Merchandise: Summary of Imports—From British Empire and Foreign Countries	3
	—From British Empire	5
	—From Foreign Countries	7
5	Exports—To British Empire and Foreign Countries	9
	—To British Empire	11
	—To Foreign Countries	13
6	Re-Exports—To British Empire and Foreign Countries	15
	—To British Empire	17
	—To Foreign Countries	19
7	Private Merchandise: Principal Countries: Imports	21
8	Exports	23
9	Re-Exports	26
10	Principal Articles: Imports: Total Quantity and Value	28
10A	Government Stores: Imports: Total Quantity and Value	52
11	Private Merchandise: Exports: Total Quantity and Value	55
12	Re-Exports: Total Quantity and Value	67
13	Articles and Countries: Imports: Quantity and Value	75
14	Exports: Quantity and Value	553
15	Re-Exports: Quantity and Value	813
16	Government Stores: Imports: Quantity and Value	938
17	Exports: Quantity and Value	970
18	Re-Exports: Quantity and Value	982
19	Treasure: Gold coin and bullion: Imports and Exports	994
20	Description of Imports and Exports	995
21	Silver coin and bullion: Imports and Exports	996
22	Description of Imports and Exports	998
23	Gold and Silver coin and bullion: Imports and Exports	998
23A	Currency notes: Imports and Exports	1000
24	Gold, Silver and Currency notes: Share of Provinces	1001
	Appendix A.—Alterations in the Annual Statement of Trade	1008
	Appendix B.—Classification of the Articles included in Table 4	1010
	“ “ “ “ “ “ Table 5	1020
	“ “ “ “ “ “ Table 6	1026
	Appendix C.—List of countries the trade with which is separately recorded in the Annual Statement	1031
	Index	1033

I. THE FOREIGN SEA-BORNE TRADE OF BRITISH INDIA.

(a) DURING THE LAST THREE YEARS AS COMPARED WITH AVERAGES OF THE PRE-WAR AND WAR PERIODS.
(PRIVATE AND GOVERNMENT.)



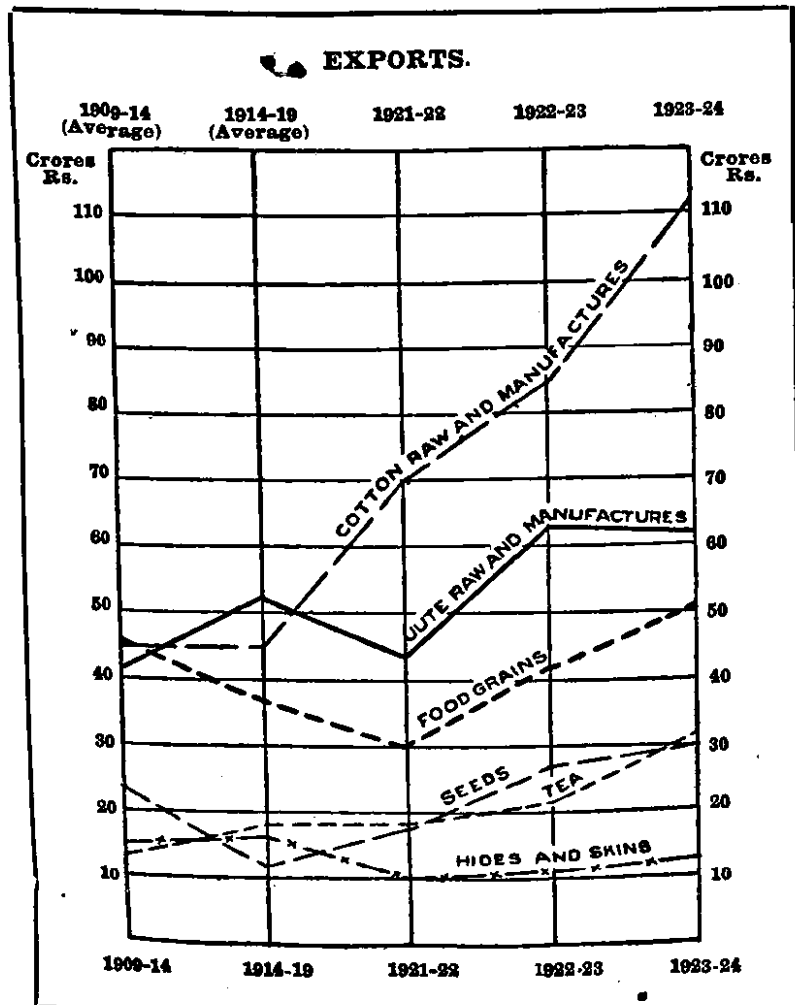
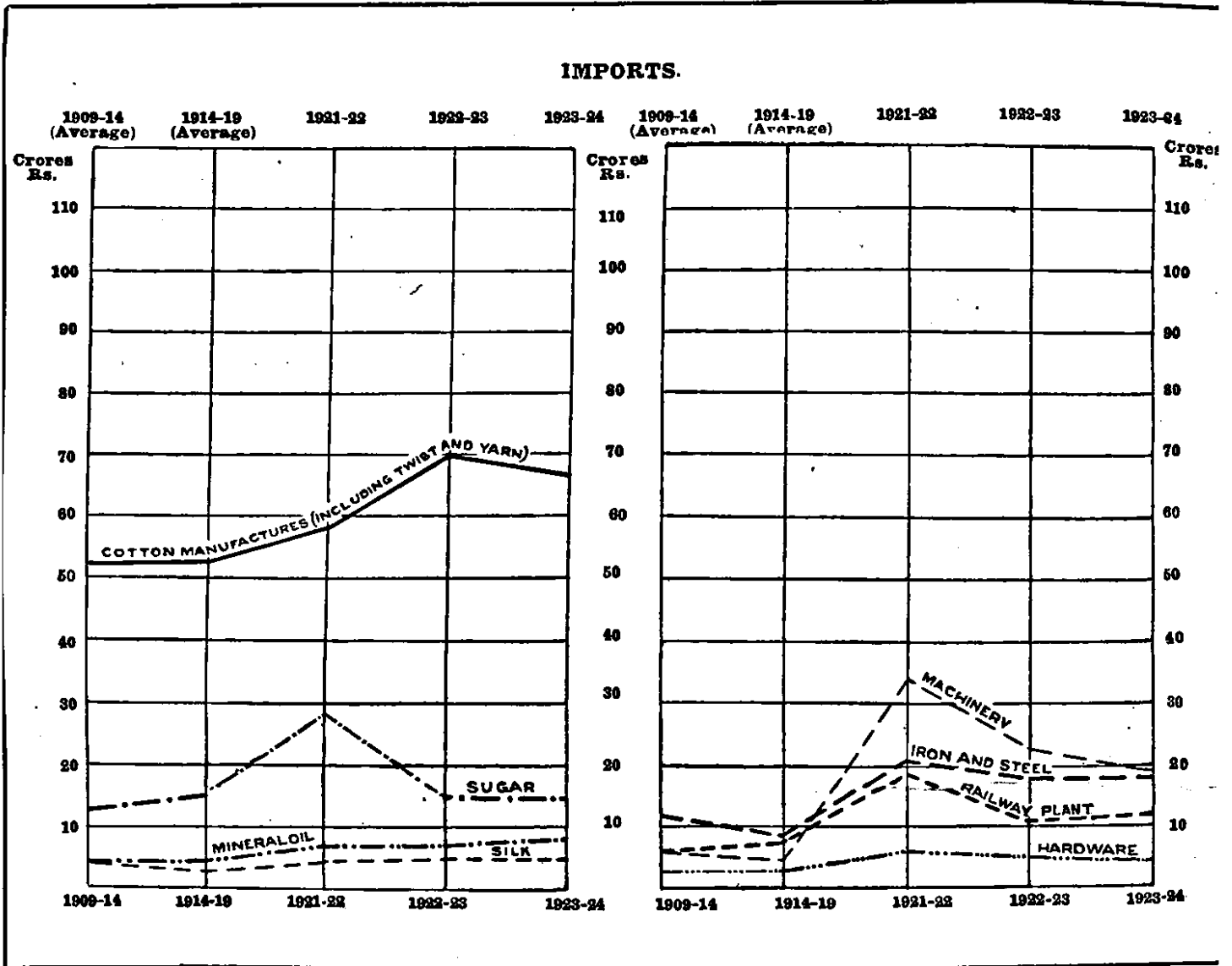
(b) DURING THE LAST 60 YEARS (1864-69 TO 1919-24).
QUINQUENNIAL AVERAGES.
(PRIVATE AND GOVERNMENT.)



Note.—Imports and Exports include both private and Government transactions. (See Footnotes.)

- Note.—1. In chart 1 (b) the curves are based on averages of 5 years.
 2. Total merchandise includes Imports and Exports, both private and Government.
 3. Imports of merchandise are inclusive of Government Stores.
 4. Exports of merchandise are inclusive of re-exports and Government stores.
 5. Net imports of treasure are the imports *minus* the exports of gold and silver, both private and Government, and also of currency notes from 1922-23. The exports of treasure are ordinarily very much less than the imports.

2. Variations in the values of principal articles in the Import and Export Trade of British India during the last three years as compared with averages of the pre-war and war periods.



INTRODUCTORY NOTE

1. Scope of the Returns.—The annual Statement of the Foreign Sea-borne Trade of British India is divided into and published in two volumes:—Volume I contains the abstract and detailed tables of imports and exports, and Volume II the abstract and detailed tables of trade and shipping with each country, and at each port, together with the tables relating to the trade of Aden and of the French and the Portuguese Possessions in India.

2. Nature of the Trade recorded.—The trade dealt with in the Sea-borne Trade Accounts is the trade registered at British Indian ports between these ports and foreign countries for the fiscal year ending the 31st March. The foreign trade of ports in Indian States is small, owing to the absence of large harbours suitable for ocean-going steamers and to the prohibition of direct transshipment at British ports. The trade registered at British Indian ports can hardly be said to be that of the British Indian portion of the dependency only, that is, of the portion directly under British administration; it is rather the trade of the whole of India and Burma, including the Indian States. The trade of the French and the Portuguese Possessions in India is, as stated above, recorded in Volume II.

3. Statistical year.—All tables in this volume cover the five official years, April to March, 1919-20 to 1923-24, except table 24 which shows by countries the share of each maritime province in the imports and exports of treasure during the year 1923-24.

4. Adoption of Rupee notation.—From 1921-22 the value figures are exhibited throughout this volume in *Rupees*. The change of notation from *Rupees* into *pounds sterling* was introduced in the Supplement to the Annual Statement for 1907-08 to 1910-11 and was adopted in the Annual Statement itself in the issues from 1911-12 to 1920-21.

5. Abstract Tables.—The summary Tables in this volume show, first (tables 1 and 2), the total value of imports and of exports as a whole, and secondly (tables 3 to 6), the total value of the imports, exports, and re-exports of the principal articles, classified in groups under the following five main heads:—

- I. Food, Drink, and Tobacco,
- II. Raw Materials and Produce and Articles mainly Unmanufactured,
- III. Articles Wholly or Mainly Manufactured,
- IV. Living Animals, and
- V. { Postal Articles not specified (under Imports),
 { Postal Articles (under Exports).

(The system of classification of articles has undergone revision and the revised classification according to the five heads, mentioned above, has been introduced with effect from 1st April, 1922, in the trade accounts of British India and adopted in the summary tables of this volume.)

Imports from and exports to British Dominions and Possessions* are distinguished from those from and to Foreign Countries, and exports are divided, as in all the tables of the Annual Statement, into "Exports of Indian merchandise" and "Re-exports of British and Foreign merchandise." The term "Indian merchandise" comprises all goods which are the growth, produce, or manufacture of India. Indian merchandise is distinguished from British and Foreign merchandise in the declaration of shippers made in the shipping bills from which trade statistics are compiled. Appendix B to this volume, showing the classification of these tables, indicates the articles which are included in each group.

Tables 7 to 9 show the total value of imports, exports, and re-exports from and to each principal country, and Tables 10 to 12 the total imports, exports, and

* Including Protectorates and Mandated Territories.

re-exports of the principal articles. The articles are arranged in alphabetical order, provision being made for grouping together within the alphabetical order such articles as are related industrially or commercially. Certain articles are recorded by value only, but in most cases both the quantities and values are recorded.

6. Detailed Tables.—Table 13 shows the quantity and value of imports of articles, both dutiable and free, from the principal and other countries of consignment and the shares of the maritime provinces. The arrangement of the articles is the same as in the abstract tables 10 to 12.

Tables 14 and 15 show in the same order the exports to the principal and other countries of articles of Indian merchandise and of British and Foreign merchandise, respectively.

The trade in each article with each country is recorded separately in these tables when its value is R1,000 or more. If the value of the trade with any country in any particular article is less than R1,000, it is generally grouped under one of the heads—"Other British Possessions" or "Other Foreign Countries."

Government Stores.—Imports and exports of Government stores are separately recorded.

Tables 16, 17, and 18 show the quantity and value of imports, exports, and re-exports of Government stores. The values of Government stores imported during 1922-23 and the preceding two years have been re-calculated on the basis of the average rate of exchange for each year. The accounts of goods exported do not include goods bought by Government and shipped on Government or chartered vessels.

Treasure.—Imports and exports of gold and silver coin and bullion are also recorded separately and are not included in the tables relating to merchandise. The transactions in issued currency notes are, with effect from April, 1922, registered separately under treasure.

Tables 19 to 24 show the imports and exports of gold and silver coin and bullion and of currency notes from and to each country. Bullion, coin and currency notes are excluded from all general tables of imports and exports.

7. Explanation of Imports and Exports.—The tables relating to imports refer to goods landed, whether they are intended for home consumption, bonding, or re-exportation. Goods landed and afterwards re-exported are therefore included under "imports," even though imported on a through bill of lading, unless they are removed under bond from the importing to the exporting ships at the same or another port (when they are omitted from the general tables of imports and re-exports) because the accounts exclude transshipment trade at ports. Goods are seldom imported or exported to be improved, and the "improvement" trade, such as is recognised in the statistics of some Continental countries, is not distinguished.

Transshipment Trade.—Indian ports, it may be noted, are not transshipment centres for foreign countries to any considerable extent, and the trade returns accordingly take no account of merchandise transhipped.

Passengers' baggage.—Imports of dutiable baggage are included in the trade statistics but not those of free baggage.

Ship's Stores.—Imports of ship's stores on which duty is paid and exports on which drawback is claimed are also registered.

Parcel Post.—Imports from and Exports to Foreign Countries by Parcel Post are included in the returns, but with certain exceptions the contents of foreign registered letters received and despatched are not recorded either for imports or exports. Imports by parcel post of goods, whether dutiable or not, are not classified according to their nature, with the exception of the items noted in the following paragraph, but are separately recorded at the end of the tables and are entered by value only. Exports by parcel post are treated in the same way as imports by parcel post.

From April, 1922, imports by post including letter packets (registered and ordinary post) referred to Collectors of Customs for assessment, of jewellery, precious stones, gold and silver thread, cigarettes, and cinematograph films are included with their appropriate heads and subheads in the import trade

returns. The statistics for 1922-23 and 1923-24 are therefore not comparable with those of the preceding years.

8. Countries to which Imports and Exports are credited.—Throughout the tables in this volume *Imports* are classified as received from the countries whence they were *consigned* to British India, and not, as in the corresponding volumes for 1910-11 and earlier years, as received from the countries whence they were shipped direct to India. The *countries of consignment* are the countries from which the goods have come, whether by land and sea or by sea only, without interruption of transit save in the course of transshipment or transfer from one means of conveyance to another.

The countries whence goods are consigned are not in all cases the countries of actual origin or in the case of manufactured goods the countries in which the processes of manufacture were conducted or completed, since goods produced in one country may be purchased by a firm in another country and thence despatched, after a longer or shorter interval, to India. In such a case the second country would be the country of consignment, to which the goods would be credited in these tables.

The substitution of countries of consignment for countries of shipment affects the imports from countries which have no seaboard* (separately distinguished in the tables of this volume). The recorded imports from such countries as Belgium, the Netherlands, Germany, Austria and Hungary are largely affected by this change. These countries were formerly credited in the returns with the exports from countries which did not possess a seaboard, such as Switzerland, or which did not always export their goods from their own ports but from those of a neighbouring country.

Exports are credited in the tables to the country of *final destination*, i.e., the country to which they are consigned, whether that country possesses a seaboard or not, and not, as before, to the country containing the port of discharge as declared by the exporter in the shipping bills, whether carried there direct or after transshipment. The *country of final destination* is the country to which goods exported from India are intended to pass, whether by sea and land or by sea only, without interruption of transit save in the course of transshipment or transfer from one means of conveyance to another.

As in the case of imports, this classification differs from that adopted in the corresponding volumes for 1910-11 and earlier years, the countries affected being (1) those without a seaboard, which previously did not appear in the tables, and (2) those countries through which goods consigned to countries without a seaboard were shipped.

A supplementary volume was issued in each of the years 1907-08 to 1910-11 inclusive. These supplementary volumes contained a classification of Imports and Exports on the system which was adopted in Volumes I and II for 1911-12 and subsequent years, imports being credited to countries whence consigned and exports to countries of final destination. For the four years, 1907-08 to 1910-11, the results of both methods are available for comparison.

In all tables of Volumes I and II where trade is shown according to countries, the countries included in the British Empire have been grouped separately from Foreign Countries, excepting in tables 4 to 7, 10, and 13 of Volume II, where geographical arrangement within the Continent is followed.

9. Method of ascertaining Quantities and Values of Imports and Exports.—The statements of both quantities and values are based on the declarations of importers in Bills of Entry and of exporters in Shipping Bills as subsequently checked by the Customs officials. The quantities are not recorded in every case, but where goods are entered by weight, the quantities given represent the *net* weight exclusive of packages, sacks, casks, tins, bottles, etc., in which they may be contained or of reels on which they may be wound. In certain cases, number, gallon, or yard is the denomination employed. Piece-goods are shown by linear yards, oil-cloth and floor-cloth by square yards, and liquors and oils generally by gallons. When weight is the prescribed denomination, different units (tons, cwts, lbs, and ozs) are specified according to the nature or various articles and the different trade practice. According to the provisions of

* The following is a list of such countries :—Switzerland, Turkistan, Abyssinia, Afghanistan, the Transvaal, Rhodesia, Orange Free State, and Bolivia.

the Indian Sea Customs Act, VIII of 1878 (Section 30), the values of goods imported or exported are based on wholesale market prices, and represent—

- (a) the wholesale cash price, less trade discount, for which goods of the like kind and quality are sold, or are capable of being sold, at the time and place of importation or exportation, as the case may be, without any abatement or deduction whatever, except (in the case of goods imported) of the amount of the duties payable on the importation thereof; or
- (b) where such price is not ascertainable, the cost at which goods of the like kind and quality could be delivered at such place without any abatement or deduction, except as aforesaid.

In the tables of Imports and Exports of Treasure the weight of gold has, from April, 1921, been shown in 'fine ounces' and that of silver in 'standard ounces,' the latter meaning the British Standard ($\frac{3}{16}$ fine); while the value of both gold and silver imported and exported, whether on private or on Government account, represents the market value at the time and place of import or export, except in the case of Government of India rupees of which the face value is shown. The practice before April, 1921, was not uniform at all the ports.

10. Unenumerated goods.—Unenumerated goods, *i.e.*, goods not separately specified, are divided into "Unmanufactured" and "Manufactured" (Classes II Group S and III Group V respectively) and are placed in the tables of imports and exports after all other goods recorded. These goods are entered by value only.

11. Charts.—Charts are annexed to illustrate (1) the variations in the total imports and exports of merchandise and in the net imports of treasure, and also (2) the variations of principal articles in the import and export trade.

12. List of Countries.—A complete list of all the countries, the trade with which is separately recorded, is shown in Appendix C. This list has been revised in accordance with the territorial re-adjustments brought about by the War, and introduced in the Sea-borne Trade returns of British India with effect from April, 1921, affecting countries shown throughout this volume as follows, *viz.* :—

- "Russia" no longer includes Finland, Esthonia, Latvia, Lithuania, and the part of Poland formerly Russian Territory;
- "Denmark" includes a part of Slesvig formerly German;
- "Germany" no longer includes Memel, Dantzig, the part of Poland formerly German, and Luxemburg;
- "Austria" and "Hungary," as newly constituted, are now shown separately. Fiume, Czechoslovakia and part of the Serb-Croat-Slovene State are no longer included therein;
- "Greece" includes the parts of "Turkey, European" ceded to her;
- "Turkey, European," is now practically represented by Constantinople only;
- "Turkey, Asiatic," no longer includes Syria, Palestine, Armenia, and Mesopotamia.
- "Tanganyika Territory" was formerly included in "German East Africa."

13. Index.—An index to the articles alphabetically arranged, specified in the tables of Imports, Exports, and Re-exports, is given at the end of the volume.

14. Calendar Year Accounts.—The particulars of the import and export trade of British India in principal articles for the calendar year are also published annually.

D. N. GHOSH,

Director of Statistics,

for Director-General of Commercial Intelligence and Statistics.

DEPARTMENT OF COMMERCIAL INTELLIGENCE AND STATISTICS, INDIA;

Calcutta, February 4, 1925.

TABLES

RELATING TO

THE SEA-BORNE TRADE OF BRITISH INDIA

Note.—(a) *The Fiscal Year commences on the 1st April and ends on the 31st March.*
 (b) *The Values, which were given in pounds sterling from 1911-12 to 1920-21, are shown in Rupees from 1921-22 as in the issues prior to 1911-12.*

ABSTRACT TABLES

TOTAL VALUE OF THE IMPORT AND EXPORT TRADE OF BRITISH INDIA

No. 1.

VALUE of TOTAL FOREIGN SEA-BORNE TRADE (with the BRITISH EMPIRE and FOREIGN COUNTRIES).

		1919-20	1920-21	1921-22	1922-23	1923-24
		₹	₹	₹	₹	₹
PRIVATE.						
IMPORTS—						
Merchandise		207,97,23,040	335,59,88,410	266,84,68,422	282,70,76,898	227,61,13,300
Treasure	Gold	10,97,08,180	12,51,49,890	18,82,04,421	41,31,38,406	20,25,81,532
	Silver	15,23,310	10,90,14,850	17,32,02,515	20,71,43,941	21,78,09,040
	Currency notes *	—	—	—	1,01,59,070	1,16,86,831
	TOTAL	11,12,31,990	23,41,64,540	31,14,06,936	63,04,40,017	52,20,27,408
	TOTAL IMPORTS	219,09,55,930	359,01,52,950	297,98,75,368	295,75,16,910	279,81,40,708
EXPORTS—						
Merchandise	Indian	312,27,89,230	240,01,22,620	231,83,00,287	289,16,10,322	348,83,81,245
	Foreign	—	18,15,74,430	14,06,34,125	15,16,33,276	13,07,47,681
Treasure	TOTAL	380,05,89,850	258,16,97,050	245,89,34,412	314,32,43,598	361,91,28,926
	Gold	6,08,13,770	21,39,59,440	16,61,27,720	13,50,632	6,67,517
	Silver	56,81,640	4,40,85,280	2,38,04,298	2,53,77,646	3,39,95,138
	Currency notes *	—	—	—	11,05,000	8,78,000
	TOTAL	7,51,95,710	25,80,44,670	18,99,32,018	2,78,13,278	3,55,40,655
	TOTAL EXPORTS	337,57,65,060	283,97,41,720	264,88,66,430	317,10,66,876	365,46,69,581
(TOTAL IMPORTS AND EXPORTS (PRIVATE))						
Merchandise		538,02,93,290	608,76,85,460	511,78,98,494	647,03,29,491	689,52,22,266
Treasure		15,64,27,700	49,21,79,210	50,14,28,952	65,82,53,295	55,75,68,058
	TOTAL	553,67,20,990	657,98,64,670	561,93,27,446	712,85,82,786	745,27,90,324
GOVERNMENT.						
IMPORTS—						
Stores		18,78,00,480	11,97,54,800	16,25,12,031	13,48,47,216	9,57,18,889
Treasure	Gold	37,28,07,390	11,05,88,440	—	1,02,772	—
	Silver	20,83,49,170	28,81,980	14,93,590	22,88,928	32,18,240
	Currency notes *	—	—	—	29,64,379	67,94,928
	TOTAL	67,11,56,560	11,34,70,420	14,93,590	53,58,079	1,00,13,168
	TOTAL IMPORTS	80,84,57,040	23,32,25,220	16,40,05,621	14,02,03,295	10,57,32,052
EXPORTS—						
Stores	Indian	3,27,68,080	5,30,73,580	2,20,26,924	1,19,01,479	1,27,99,768
	Foreign	2,68,70,370	4,29,08,570	92,14,170	55,62,838	18,85,020
Treasure	TOTAL	5,96,47,450	9,59,82,150	3,12,41,094	1,74,64,317	1,46,84,788
	Gold	5,98,99,440	6,96,280	7,21,128	—	—
	Silver	17,02,570	80,01,680	20,000	5,08,567	52,055
	Currency notes *	—	—	—	18,50,000	11,30,800
	TOTAL	6,16,02,010	96,97,970	7,41,128	23,58,567	11,91,855
	TOTAL EXPORTS	12,12,49,460	9,96,80,070	3,28,32,222	1,98,22,884	1,58,46,643
(TOTAL IMPORTS AND EXPORTS (GOVERNMENT))						
Stores		92,97,06,500	33,29,05,290	19,68,87,843	16,00,26,179	12,15,78,696
GRAND TOTAL, IMPORTS						
Merchandise		221,70,24,420	347,57,48,210	282,59,75,453	246,19,24,109	237,18,32,379
Treasure		78,28,88,560	34,76,34,960	31,29,90,526	63,57,96,096	53,20,40,560
	TOTAL	299,99,12,970	382,33,78,170	313,89,65,979	309,77,20,205	290,38,72,939
GRAND TOTAL, EXPORTS						
Merchandise		830,02,16,800	267,76,79,150	248,85,76,106	316,07,16,015	368,37,63,684
Treasure		18,07,97,720	26,17,12,640	19,06,73,144	3,01,71,845	3,67,32,510
	TOTAL	848,10,14,520	293,93,91,790	267,92,49,250	319,08,87,860	371,99,96,194
TOTAL SEA-BORNE TRADE						
		649,64,27,490	676,27,69,960	581,82,15,229	628,84,08,065	662,43,69,010

* Not recorded prior to 1922-23.

ABSTRACT TABLES
IMPORTS AND EXPORTS

(2)

No. 2.

VALUE of the TOTAL IMPORTS, EXPORTS, and RE-EXPORTS of MERCHANDISE (private) from and to the BRITISH EMPIRE and FOREIGN COUNTRIES, RESPECTIVELY.

MERCHANDISE--	1919-20	1920-21	1921-22	1922-23	1923-24
Imports :					
Consigned from--	R	R	R	R	R
British Empire	125,45,54,990	221,58,15,800	177,36,22,492	156,32,51,970	146,05,02,826
Foreign Countries	82,51,68,950	114,01,73,110	88,98,40,930	76,38,24,923	80,66,10,564
TOTAL	207,97,23,940	335,59,89,410	266,34,63,422	232,70,76,893	227,61,13,390
Exports (Indian) : Consignments to--					
British Empire	137,90,53,210	102,13,42,960	91,25,64,305	117,42,13,277	132,54,55,269
Foreign Countries	174,28,36,020	137,87,79,660	140,12,36,582	181,74,06,045	210,20,05,976
TOTAL	312,27,89,230	240,01,22,620	231,58,00,887	299,16,19,322	348,83,61,245
Exports (Foreign) : Consignments to--					
British Empire	8,04,03,530	7,77,05,490	9,64,13,059	10,57,69,067	8,21,38,995
Foreign Countries	9,73,76,600	10,38,63,940	4,42,21,060	4,58,64,209	4,86,08,636
TOTAL	17,77,80,120	18,15,74,430	14,06,34,125	15,16,33,276	13,07,47,631
Imports and Re-exports (Total) : Consignments to--					
British Empire	146,03,56,730	109,90,48,450	100,89,77,364	127,99,82,344	140,76,04,264
Foreign Countries	184,02,12,620	148,20,18,600	144,54,57,648	186,32,76,254	221,15,14,612
TOTAL	330,05,69,350	258,16,67,050	245,44,35,012	314,32,58,598	361,91,08,876
Imports, Exports, and Re-exports (Total) :--					
Consigned from and to British Empire	271,49,11,720	331,48,63,750	278,25,99,856	234,32,34,314	287,70,97,090
" Foreign Countries	266,53,81,570	262,28,21,710	233,52,98,578	262,70,95,177	301,81,25,176
TOTAL	538,02,93,290	593,76,85,460	511,78,98,434	547,03,29,491	589,52,22,266

No. 3.

VALUE of the TOTAL IMPORTS and EXPORTS of TREASURE (private) from and to the BRITISH EMPIRE and FOREIGN COUNTRIES, RESPECTIVELY.

TREASURE--	1919-20	1920-21	1921-22	1922-23	1923-24
Imports :					
Consigned from--	R	R	R	R	R
British Empire	7,10,18,280	17,41,19,840	26,76,70,736	48,15,45,336	38,16,12,116
Foreign Countries	4,02,13,710	6,00,44,700	4,38,26,200	14,88,94,681	14,04,15,288
TOTAL	11,12,31,990	23,41,64,540	31,14,96,936	63,04,40,017	52,20,27,403
Exports :					
Consignments to--					
British Empire	7,51,91,510	3,12,37,920	73,17,932	1,66,01,042	1,88,07,365
Foreign Countries	4,200	22,67,76,750	18,26,14,084	1,11,21,336	1,67,33,200
TOTAL	7,51,95,710	25,80,14,670	18,99,32,016	2,78,13,278	3,55,40,655
TOTAL IMPORTS AND EXPORTS	18,64,27,700	49,21,79,210	50,14,28,952	65,82,53,295	55,75,68,058

No. 4.

SUMMARY of the VALUE of the IMPORTS of MERCHANDISE CONSIGNED from the BRITISH EMPIRE and FOREIGN COUNTRIES.

	1919-20	1920-21	1921-22	1922-23	1923-24
	R	R	R	R	R
I.—FOOD, DRINK, AND TOBACCO—					
A. Fish (excluding canned fish)	19,01,520	20,59,530	18,77,064	24,29,949	29,66,906
B. Fruits and Vegetables	1,89,60,320	1,67,82,390	1,68,00,317	1,83,57,258	1,70,79,994
C. Grain, Pulse, and Flour	3,08,90,910	5,06,200	9,35,58,903	54,32,031	43,89,626
D. Liquors	2,90,76,650	4,21,17,360	3,37,20,051	3,00,93,579	2,72,16,804
E. Provisions and Oilman's stores	2,90,91,120	3,60,96,090	2,70,36,255	2,77,30,379	2,80,21,866
F. Spices	2,26,52,950	1,91,07,880	1,92,59,480	2,45,34,648	2,58,77,550
G. Sugar	22,99,26,620	18,50,29,740	27,50,28,258	15,48,89,968	15,45,06,762
H. Tea	53,74,620	40,20,810	55,39,983	45,52,265	82,26,291
I. Other Food and Drink	2,32,26,820	2,44,02,740	1,69,67,853	1,93,87,376	1,29,48,890
J. Tobacco	2,01,86,560	2,95,91,230	1,65,05,763	2,25,67,007	2,26,18,495
TOTAL, CLASS I	41,12,88,090	35,97,13,970	50,62,93,927	30,99,74,460	30,38,53,184
II.—RAW MATERIALS AND PRODUCE AND ARTICLES MAINLY UNMANUFACTURED—					
A. Coal	11,96,490	29,17,970	5,78,01,678	3,08,92,733	1,65,85,004
B. Other Non-metallic mining and quarry products and the like	72,80,700	1,17,18,780	1,16,13,179	2,62,69,383	2,19,80,062
C. Fodder, Bran, and Pollards	75,420	1,80,540	80,256	96,798	72,559
D. Gums, Resins, and Lac	68,42,430	47,60,940	41,00,398	57,95,251	51,74,989
E. Hides and Skins, raw or undressed	19,96,290	10,45,860	9,81,734	9,77,183	15,50,255
F. Metallic ores and scrap iron or steel for re-manufacture	8,27,580	17,55,270	8,67,489	1,25,458	7,73,341
G. Oils—Vegetable, Mineral, and Animal	9,43,76,470	8,76,40,490	7,56,14,065	7,00,15,669	8,65,17,938
H. Oilcakes of all kinds	50,650	1,40,590	18,878	10,446	12,522
I. Paper making materials	15,83,820	49,91,000	43,67,918	24,25,837	20,45,708
J. Rubber, raw or crude	290	3,360	3,037	421	45,811
K. Seeds, including nuts for oils	1,25,99,470	51,49,630	16,73,386	4,54,157	5,64,339
L. Tallow, Stearine, and Wax	24,14,710	48,98,960	21,25,857	27,21,058	26,62,094
M. Cotton, raw and waste	67,86,730	1,69,55,050	3,44,30,736	1,73,41,612	2,50,82,208
N. Jute, raw	290	2,820	2,886	6,200	1,17,047
O. Silk, raw and waste	1,78,35,460	1,66,50,640	1,35,22,974	1,60,32,645	1,21,99,609
P. Wool, raw	7,48,230	6,50,160	9,11,710	13,04,629	40,54,840
Q. Other textile materials	4,25,920	9,17,020	8,68,625	5,65,291	6,62,042
R. Wood and Timber	1,25,32,280	1,07,57,720	86,33,292	49,18,264	38,69,575
S. Miscellaneous	78,94,180	52,73,580	57,88,648	58,06,491	53,71,028
TOTAL, CLASS II	17,54,67,410	17,64,10,380	22,34,06,746	18,57,59,526	18,92,95,021

NOTE.—For articles included in this Statement, see classification on pages 1010—1019.

ABSTRACT TABLES
IMPORTS SUMMARY

(4)

No. 4—continued.

SUMMARY of the VALUE of the IMPORTS of MERCHANDISE CONSIGNED from the BRITISH EMPIRE and FOREIGN COUNTRIES continued.

	1919-20	1920-21	1921-22	1922-23	1923-24
	R	R	R	R	R
III.—ARTICLES WHOLLY OR MAINLY MANUFACTURED—					
A. Apparel	1,96,60,600	4,32,11,730	1,28,03,926	1,27,14,290	1,66,69,495
B. Arms, Ammunition, and Military Stores	37,11,070	63,95,630	70,10,666	62,82,839	64,63,449
C. Chemicals, Drugs, and Medicines	3,73,81,130	5,16,46,710	3,74,56,614	3,92,04,651	4,12,37,482
D. Cutlery, Hardware, Implements, and Instruments (excluding Electrical Instruments and Apparatus)	5,59,78,290	11,97,34,330	7,87,17,505	6,73,48,356	5,91,02,532
E. Dyes and Colours	3,23,47,520	5,72,41,900	4,49,09,858	4,23,20,363	4,29,50,664
F. Electrical Goods and Apparatus (other than Machinery)	1,54,95,890	4,18,38,640	4,06,34,401	2,15,85,507	2,25,92,130
G. Furniture, Cabinetware, and Manufactures of Wood and Timber	45,93,930	95,65,240	54,28,986	25,85,855	45,30,844
H. Glassware and Earthenware	2,74,46,940	4,27,67,180	3,00,29,705	3,37,82,077	3,17,27,228
I. Hides and Skins, tanned or dressed, and Leather	53,73,020	1,28,62,110	66,42,567	52,39,343	52,32,121
J. Machinery of all kinds including Belting for Machinery	9,58,32,210	24,08,55,630	35,49,21,002	24,41,08,552	20,22,69,778
K. Metals—Iron and Steel and manufactures thereof	16,28,73,420	31,23,21,090	21,05,99,511	18,36,12,356	17,90,02,179
L. Metals other than Iron and Steel and manufactures thereof	6,39,94,290	9,34,55,450	5,05,14,863	6,91,87,914	6,39,79,719
M. Paper, Pasteboard, and Stationery	3,12,71,130	9,12,48,830	3,25,48,789	3,70,41,196	3,60,14,076
N. Railway plant and rolling stock	4,58,72,760	14,13,04,950	18,91,06,135	11,05,80,847	11,72,46,081
O. Rubber manufactures	1,66,59,660	2,52,02,330	1,54,35,372	1,80,19,646	1,67,96,394
P. Vehicles, excluding Locomotives, etc., for Railways	4,83,10,530	14,30,28,600	4,41,53,282	3,42,56,501	4,34,09,475
Q. Cotton yarns and manufactures	59,07,92,900	102,12,00,300	56,93,80,548	70,13,02,032	67,48,45,756
R. Jute	26,93,900	26,28,790	19,84,191	16,79,300	20,81,959
S. Silk	5,92,43,260	5,59,33,110	2,98,70,549	3,16,54,472	3,40,16,996
T. Woollen	1,59,85,210	5,53,00,370	1,22,86,854	1,51,56,436	2,44,09,761
U. Other yarns and textile fabrics	2,21,58,200	4,81,75,490	1,07,79,630	1,60,62,820	2,55,78,821
V. Miscellaneous	9,42,16,010	12,86,80,730	10,54,26,063	10,03,12,381	9,64,01,951
TOTAL, CLASS III	145,18,91,870	274,45,99,140	180,06,41,107	179,40,37,824	174,65,58,894
IV.—LIVING ANIMALS—					
A. Horses	15,38,280	37,81,850	19,98,060	24,53,585	17,98,194
B. Other living Animals	86,760	1,33,040	1,43,109	1,29,048	1,82,799
TOTAL, CLASS IV	16,25,040	39,14,890	21,41,169	25,82,633	19,86,993
V.—POSTAL ARTICLES NOT SPECIFIED					
	3,94,51,530	7,13,50,030	4,09,80,473	3,47,22,450	3,44,19,298
GRAND TOTAL	207,97,23,940	335,59,88,410	206,34,63,422	232,70,76,893	227,61,13,390

NOTE.—For articles included in this Statement, see classification on pages 1010—1019.

No. 4—continued.

SUMMARY of the VALUE of the IMPORTS of MERCHANDISE CONSIGNED from the BRITISH EMPIRE.

	1919-20	1920-21	1921-22	1922-23	1923-24
	R	R	R	R	R
I.—FOOD, DRINK, AND TOBACCO—					
A. Fish (excluding canned fish)	15,03,320	15,31,650	12,80,875	18,90,701	25,22,546
B. Fruits and Vegetables	10,36,170	13,90,060	83,34,092	86,21,977	90,57,172
C. Grain, Pulse, and Flour	2,75,63,780	2,89,170	8,48,24,186	48,25,485	20,23,632
D. Liquors	1,87,28,360	2,91,33,180	2,31,29,979	2,13,31,514	1,82,97,890
E. Provisions and Oilman's stores	2,10,03,260	2,52,19,410	1,91,61,723	2,05,15,969	1,93,83,568
F. Spices	2,24,08,550	1,90,61,170	1,91,80,341	2,42,21,063	2,52,57,215
G. Sugar	3,45,82,190	2,80,34,920	3,09,70,149	1,61,51,868	61,78,521
H. Tea	32,36,060	23,62,570	12,16,644	4,68,149	10,51,114
I. Other Food and Drink	1,70,90,770	1,56,93,180	1,21,51,722	1,31,51,861	79,37,573
J. Tobacco	1,41,97,880	1,64,79,770	1,33,62,622	2,02,88,486	1,76,78,959
TOTAL, CLASS I	16,13,50,340	13,91,95,080	21,36,12,333	13,14,67,073	10,93,88,190
II.—RAW MATERIALS AND PRODUCE AND ARTICLES MAINLY UNMANUFACTURED—					
A. Coal	9,66,890	19,73,430	4,46,83,604	2,82,32,026	1,21,16,229
B. Other Non-metallic mining quarry products and the like	51,25,690	72,44,660	83,20,720	1,31,76,476	1,09,95,942
C. Fodder, Bran, and Pollards	75,000	1,80,540	80,151	95,923	71,616
D. Gums, Resins, and Lac	50,49,750	34,81,140	32,66,141	45,20,249	40,26,829
E. Hides and Skins, raw or undressed	10,94,590	7,60,100	8,19,661	8,43,434	10,26,154
F. Metallic ores and scrap iron or steel for re-manufacture	5,90,040	12,20,300	6,92,390	1,21,804	6,81,784
G. Oils—Vegetable, Mineral, and Animal	77,63,650	1,21,29,320	90,91,494	1,15,90,996	87,11,609
H. Oilcakes of all kinds	50,650	1,40,590	18,878	10,446	12,522
I. Paper making materials	29,800	3,88,320	13,13,393	73,791	268
J. Rubber, raw or crude	290	3,360	2,284	421	45,811
K. Seeds including nuts for oils	1,14,12,110	41,87,720	11,11,640	3,06,016	4,23,285
L. Tallow, Stearine, and Wax	13,28,240	37,51,130	19,26,986	22,56,492	22,03,307
M. Cotton, raw and waste	59,43,440	1,55,85,310	3,28,36,248	1,55,23,626	2,10,34,346
N. Jute, raw	290	2,750	2,574	5,030	9,320
O. Silk, raw and waste	26,49,740	35,77,090	19,46,287	27,93,987	13,61,582
P. Wool, raw	68,850	3,71,560	5,99,078	9,21,732	35,42,155
Q. Other textile materials	5,490	48,610	0,490	15,228	23,322
R. Wood and Timber	13,08,570	19,37,180	19,14,837	15,90,921	12,74,129
S. Miscellaneous	65,52,110	35,38,600	52,18,990	45,40,314	34,47,994
TOTAL, CLASS II	5,00,15,190	6,05,22,230	11,38,54,855	8,66,18,912	7,10,08,204

NOTE.—For articles included in this Statement, see classification on pages 1010—1019.

**A BSTRACT TABLES
IMPORTS SUMMARY**

(6)

No. 4—continued.

SUMMARY of the VALUE of the IMPORTS of MERCHANDISE CONSIGNED from the BRITISH EMPIRE—continued

	1919-20	1920-21	1921-22	1922-23	1923-24
	R	R	R	R	R
III.—ARTICLES WHOLLY OR MAINLY MANUFACTURED—					
A. Apparel	1,00,47,120	2,29,21,120	70,01,815	76,58,028	93,66,359
B. Arms, Ammunition, and Military Stores	27,71,730	55,73,550	60,37,963	54,47,159	52,48,043
C. Chemicals, Drugs, and Medicines	2,45,28,900	3,57,29,040	2,46,33,592	2,51,20,513	2,50,85,014
D. Cutlery, Hardware, Implements, and Instruments (excluding Electrical Instruments and Apparatus)	2,70,80,140	6,87,40,030	4,98,03,548	3,43,70,001	2,83,20,369
E. Dyes and Colours	1,83,83,210	2,83,90,050	1,97,89,368	1,49,92,202	1,56,31,558
F. Electrical Goods and Apparatus (other than Machinery)	80,40,670	2,89,47,270	2,84,76,936	1,52,39,498	1,72,66,520
G. Furniture, Cabinetware, and Manufactures of Wood and Timber	20,50,390	37,69,320	29,44,044	14,93,552	14,41,112
H. Glassware and Earthenware	64,03,940	1,29,99,940	93,46,430	81,47,490	66,77,892
I. Hides and Skins, tanned or dressed, and Leather	40,96,240	1,11,10,460	61,37,475	45,37,423	45,17,332
J. Machinery of all kinds including Belting for Machinery	6,48,77,030	19,12,25,180	29,55,39,028	20,69,93,143	17,15,68,172
K. Metals—Iron and Steel and manufactures thereof	10,12,51,570	22,31,77,070	11,35,91,294	10,68,81,134	12,03,88,990
L. Metals other than Iron and Steel and manufactures thereof	5,30,37,470	6,48,44,270	3,57,88,819	4,28,28,327	3,78,58,368
M. Paper, Pasteboard, and Stationery	1,43,72,790	4,54,46,160	1,88,80,072	1,94,90,235	1,90,79,200
N. Railway plant and rolling stock	4,10,73,270	13,82,40,590	18,66,55,366	10,57,92,107	11,25,95,653
O. Rubber manufactures	91,28,510	1,25,73,410	76,95,948	95,30,675	87,07,556
P. Vehicles, excluding Locomotives, etc., for Railways	1,51,30,700	6,36,75,040	2,96,95,460	2,19,92,394	2,85,77,334
Q. Cotton yarns and manufactures	51,37,70,130	81,35,51,000	47,70,98,828	59,57,05,640	55,63,60,656
R. Jute	23,57,140	24,77,220	19,63,804	16,50,657	18,93,853
S. Silk	1,03,34,690	1,16,18,410	59,29,967	48,83,261	23,44,718
T. Woollen	1,37,85,880	4,76,39,350	89,32,353	92,70,428	1,45,84,946
U. Other yarns and textile fabrics	1,55,54,700	2,98,31,300	71,30,206	93,32,187	1,35,17,686
V. Miscellaneous	4,89,90,790	8,43,91,800	6,27,56,162	5,89,65,227	5,49,28,797
TOTAL, CLASS III	100,70,67,010	194,68,71,580	140,58,28,478	131,03,21,281	125,60,60,128
IV.—LIVING ANIMALS—					
A. Horses	14,25,480	37,01,250	19,83,360	24,44,585	17,69,994
B. Other living Animals	84,060	1,30,850	1,31,539	1,02,754	1,58,989
TOTAL, CLASS IV	15,09,540	38,32,100	21,14,899	25,47,339	19,28,983
V.—POSTAL ARTICLES NOT SPECIFIED					
	3,46,12,910	6,53,94,310	3,82,11,927	3,22,97,365	3,11,17,321
GRAND TOTAL	125,45,54,990	221,58,15,300	177,36,22,492	156,32,51,970	146,95,02,826

NOTE.—For articles included in this Statement, see classification on pages 1010—1019.

No. 4—continued.

SUMMARY of the VALUE of the IMPORTS of MERCHANDISE CONSIGNED from FOREIGN COUNTRIES.

	1919-20	1920-21	1921-22	1922-23	1923-24
	R	R	R	R	R
I.—FOOD, DRINK, AND TOBACCO—					
A. Fish (excluding canned fish)	3,98,200	5,27,880	5,96,189	5,39,248	4,44,360
B. Fruits and Vegetables	1,79,24,150	1,53,92,330	84,66,225	97,35,281	80,22,822
C. Grain, Pulse, and Flour	33,27,130	2,17,030	87,34,717	6,06,546	23,65,994
D. Liquors	1,02,48,290	1,29,84,180	1,05,90,072	87,62,065	89,18,914
E. Provisions and Oilman's stores	80,87,860	1,08,76,680	78,74,532	72,14,410	86,38,298
F. Spices	2,44,400	46,710	79,139	3,13,585	6,20,335
G. Sugar	19,53,44,430	15,69,94,820	24,40,58,109	13,87,38,100	14,83,28,241
H. Tea	21,33,560	16,58,240	43,23,339	40,84,116	71,75,177
I. Other Food and Drink	61,36,050	87,09,560	48,16,131	62,35,515	50,11,317
J. Tobacco	59,88,680	1,31,11,460	31,43,141	22,78,521	49,39,536
TOTAL, CLASS I	24,99,37,750	22,05,18,890	29,26,81,594	17,85,07,387	19,44,64,994
II.—RAW MATERIALS AND PRODUCE AND ARTICLES MAINLY UNMANUFACTURED—					
A. Coal	2,29,600	9,44,540	1,31,18,074	26,60,707	44,68,775
B. Other Non-metallic mining and quarry products and the like	21,55,010	44,74,120	32,92,450	1,30,92,907	1,09,84,120
C. Fodder, Bran, and Pollards	420	..	105	875	943
D. Gums, Resins, and Lac	17,92,680	12,79,800	8,34,257	12,75,002	11,48,160
E. Hides and Skins, raw or undressed	9,01,700	2,85,760	1,62,073	1,33,749	5,24,101
F. Metallic ores and scrap iron or steel for re-manu- facture	2,37,540	5,34,970	1,75,099	3,654	45,557
G. Oils—Vegetable, Mineral, and Animal	8,66,12,820	7,55,10,670	6,65,22,571	5,84,24,673	7,78,06,379
H. Oilcakes of all kinds
I. Paper making materials	15,54,020	46,02,680	30,54,525	23,52,046	20,45,440
J. Rubber, raw or crude	753
K. Seeds including nuts for oils	11,87,360	9,61,900	5,61,746	1,48,141	1,41,054
L. Tallow, Stearine, and Wax	10,86,470	11,47,830	1,98,871	4,64,566	4,58,787
M. Cotton, raw and waste	8,43,290	13,69,740	15,94,488	18,17,986	40,47,862
N. Jute, raw	70	312	1,170	1,07,727
O. Silk, raw and waste	1,51,85,720	1,30,73,550	1,15,76,687	1,32,38,658	1,08,38,027
P. Wool, raw	6,79,380	2,78,600	3,12,632	3,82,897	5,12,685
Q. Other textile materials	4,20,430	8,68,410	8,59,135	5,50,063	6,38,720
R. Wood and Timber	1,12,23,710	88,20,530	67,18,455	33,27,343	25,95,446
S. Miscellaneous	13,42,070	17,34,980	5,69,658	12,66,177	19,23,034
TOTAL, CLASS II	12,54,52,220	11,58,88,150	10,75,51,891	9,91,40,614	11,82,86,817

NOTE.—For articles included in this Statement, see classification on pages 1010—1019.

ABSTRACT TABLES
IMPORTS SUMMARY

(8)

No. 4—concluded.

SUMMARY of the VALUE of the IMPORTS of MERCHANDISE CONSIGNED from FOREIGN COUNTRIES—continued.

	1919-20	1920-21	1921-22	1922-23	1923-24
	R	R	R	R	R
III.—ARTICLES WHOLLY OR MAINLY MANUFACTURED—					
A. Apparel	96,13,480	2,02,90,610	58,02,111	50,56,262	73,03,136
B. Arms, Ammunition, and Military Stores	9,39,340	8,22,080	9,72,703	8,35,680	11,15,406
C. Chemicals, Drugs, and Medicines	1,28,52,230	1,59,17,670	1,28,23,022	1,40,84,138	1,61,52,468
D. Cutlery, Hardware, Implements, and Instruments (excluding Electrical Instruments and Apparatus)	2,88,98,150	5,09,94,300	2,89,13,957	3,29,78,355	3,07,82,163
E. Dyes and Colours	1,39,64,310	2,88,51,850	2,51,20,490	2,73,28,161	2,73,19,106
F. Electrical Goods and Apparatus (other than Machinery)	74,55,220	1,28,91,370	1,21,57,465	63,46,099	53,25,610
G. Furniture, Cabinetware, and Manufactures of Wood and Timber	25,43,540	57,95,920	24,84,942	10,92,303	30,89,722
H. Glassware and Earthenware	2,10,43,000	2,97,67,240	2,06,83,275	2,56,34,587	2,50,49,336
I. Hides and Skins, tanned or dressed, and Leather	12,76,780	17,51,650	5,05,092	7,01,920	7,14,789
J. Machinery of all kinds including Belting for Machinery	3,09,55,180	4,96,30,450	5,93,82,064	3,71,15,409	3,07,01,606
K. Metals—Iron and Steel and manufactures thereof	6,16,21,850	8,91,44,020	9,70,08,217	7,67,31,222	5,86,13,189
L. Metals other than Iron and Steel and manufactures thereof	1,09,56,820	2,85,11,180	1,47,26,044	2,63,59,587	2,61,21,351
M. Paper, Pasteboard, and Stationery	1,68,98,340	4,58,02,670	1,36,68,717	1,75,50,961	1,69,34,876
N. Railway plant and rolling stock	47,99,490	30,64,360	24,50,769	47,88,740	46,50,428
O. Rubber manufactures	75,31,150	1,26,28,920	77,39,424	84,88,971	80,88,838
P. Vehicles, excluding Locomotives, etc., for Railways	3,31,79,830	7,93,53,560	1,44,57,822	1,22,64,107	1,48,32,144
Q. Cotton yarns and manufactures	7,70,22,770	20,76,49,300	9,22,81,720	10,55,96,392	11,84,85,100
R. Jute	3,36,760	1,51,570	20,387	28,643	1,88,106
S. Silk	4,89,08,570	4,43,14,700	2,39,40,582	2,67,71,211	3,16,72,278
T. Woollen	21,99,330	76,61,020	33,54,501	58,86,008	98,24,815
U. Other yarns and textile fabrics	69,03,500	1,83,44,190	36,49,424	67,30,633	1,20,61,135
V. Miscellaneous	4,52,25,220	4,42,88,930	4,26,69,901	4,13,47,154	4,14,73,154
TOTAL, CLASS III	44,48,24,860	79,77,27,560	48,48,12,629	48,37,16,543	49,04,98,766
IV.—LIVING ANIMALS—					
A. Horses	1,12,800	80,600	14,700	9,000	28,200
B. Other living Animals	2,700	2,190	11,570	26,294	29,810
TOTAL, CLASS IV	1,15,500	82,790	26,270	35,294	58,010
V.—POSTAL ARTICLES NOT SPECIFIED					
	48,38,620	59,55,720	27,68,546	24,25,085	33,01,977
GRAND TOTAL	82,51,68,950	114,01,73,110	88,98,40,930	76,38,24,923	80,66,10,564

NOTE.—For articles included in this Statement see classification on pages 1410—1414

No. 5.

SUMMARY of the VALUE of the EXPORTS of INDIAN MERCHANDISE to the BRITISH EMPIRE and FOREIGN COUNTRIES.

	1919-20	1920-21	1921-22	1922-23	1923-24
	R	R	R	R	R
I.—FOOD, DRINK, AND TOBACCO—					
A. Fish (excluding canned fish)	50,51,500	56,02,330	60,35,208	54,25,327	62,83,973
B. Fruits and Vegetables	62,73,680	60,33,660	63,23,260	63,11,819	71,78,497
C. Grain, Pulse, and Flour	15,14,57,260	25,64,94,010	29,98,97,517	42,47,63,223	50,87,14,693
D. Liquors	10,750	27,530	18,569	49,418	17,595
E. Provisions and Oilman's stores	61,74,120	74,17,680	70,66,738	60,91,640	60,34,850
F. Spices	1,57,17,380	83,81,710	1,00,35,539	1,09,79,949	1,10,86,076
G. Sugar	53,91,800	95,47,990	24,86,690	10,48,839	96,97,444
H. Tea	20,56,50,470	12,14,97,650	18,22,01,913	22,04,00,383	31,64,61,489
I. Other Food and Drink	1,72,94,150	1,42,99,170	1,39,24,522	1,24,74,230	1,57,64,597
J. Tobacco	92,62,200	74,92,270	71,30,790	82,67,812	1,02,97,301
TOTAL, CLASS I	42,22,83,290	43,67,44,000	53,51,20,746	69,58,12,640	89,15,36,515
II.—RAW MATERIALS AND PRODUCE AND ARTICLES MAINLY UNMANUFACTURED—					
A. Coal	82,26,070	1,49,38,810	15,32,320	14,73,200	22,29,816
B. Other Non-metallic mining and quarry products and the like	88,79,900	1,09,10,200	64,91,082	62,35,975	1,07,13,342
C. Fodder, Bran, and Pollards	1,17,87,560	1,14,17,920	1,14,59,913	1,26,25,569	1,28,45,974
D. Gums, Resins, and Lac	7,41,98,130	7,68,37,380	7,93,67,860	10,37,27,584	9,18,94,195
E. Hides and Skins, raw or undressed	23,40,62,200	5,24,84,460	5,98,13,988	5,70,60,201	6,93,24,529
F. Metallic ores and scrap iron or steel for re-manufacture	1,50,37,500	2,46,59,360	1,70,24,468	2,26,10,442	2,33,82,790
G. Oils—Vegetable, Mineral and Animal	6,48,62,950	3,48,66,680	2,84,34,462	3,19,81,409	2,90,02,588
H. Oilseeds of all kinds	1,83,50,400	1,16,63,360	1,36,56,732	1,72,22,985	1,94,09,852
I. Paper making materials	990	23,250	2,556	1,251	790
J. Rubber, raw or crude	1,68,76,560	1,55,13,820	77,16,072	72,50,093	1,14,46,018
K. Seeds, including nuts for oils	26,26,90,200	16,83,47,920	17,40,69,414	27,35,38,362	29,81,71,643
L. Tallow, Stearine, and Wax	9,18,830	10,81,300	9,13,304	8,75,505	22,42,030
M. Cotton, raw and waste	59,64,10,080	42,19,34,290	54,49,07,520	72,07,18,919	99,71,83,038
N. Jute	24,69,94,520	16,36,08,640	14,04,91,597	22,52,84,639	20,00,06,328
O. Silk	41,31,330	33,39,790	26,28,546	38,17,258	50,21,392
P. Wool	4,01,26,830	2,25,71,800	2,54,46,095	4,41,43,267	3,17,48,608
Q. Other textile materials	1,89,60,670	86,68,400	39,48,896	61,07,816	76,54,282
R. Wood and Timber	1,42,08,920	1,23,64,700	58,61,969	94,02,714	1,24,67,022
S. Miscellaneous	2,61,12,520	2,05,41,600	1,76,53,827	2,10,63,803	2,55,15,969
TOTAL, CLASS II	166,28,36,160	107,57,73,680	114,14,20,621	156,51,40,992	185,02,60,201

NOTE.—For articles included in this Statement, see classification on pages 1020—1025.

ABSTRACT TABLES
EXPORTS SUMMARY

(10)

No. 5—continued.

SUMMARY of the VALUE of the EXPORTS of INDIAN MERCHANDISE to the BRITISH EMPIRE and FOREIGN COUNTRIES—continued.

	1919-20	1920-21	1921-22	1922-23	1923-24
	R	R	R	R	R
III.—ARTICLES WHOLLY OR MAINLY MANUFACTURED—					
A. Apparel	27,45,970	30,33,470	31,25,343	37,52,933	29,94,494
B. Arms, Ammunition, and Military Stores	100	790	191	3,532	10,961
C. Chemicals, Drugs, and Medicines	3,03,51,300	3,78,57,080	2,85,82,113	3,07,51,884	3,25,29,085
D. Cutlery, Hardware, Implements, and Instruments (excluding Electrical Instruments and Apparatus)	7,66,260	10,08,900	9,46,588	9,28,322	14,50,983
E. Dyes and Colours	2,66,14,540	1,10,85,650	1,33,19,774	1,20,69,826	1,35,44,913
F. Electrical Goods and Apparatus (other than Machinery)
G. Furniture, Cabinetware, and Manufactures of Wood and Timber	11,73,310	9,42,640	11,87,876	8,84,723	7,96,996
H. Glass and Earthenware	2,59,900	2,19,980	2,37,435	3,95,853	2,88,616
I. Hides and Skins, tanned or dressed, and Leather	12,71,48,280	3,29,53,350	4,03,36,813	5,16,07,178	6,00,76,699
J. Machinery of all kinds including Belting for Machinery	1,68,720	35,270	50,991	47,038	1,20,951
K. Metals—Iron and Steel and manufactures thereof	46,81,980	59,43,800	56,58,533	93,95,890	1,30,70,535
L. Metals other than Iron and Steel and manufactures thereof	58,07,430	1,19,02,300	1,28,56,878	1,63,62,350	2,13,71,310
M. Paper, Pasteboard, and Stationery	3,56,260	1,87,740	2,58,816	1,03,188	1,14,000
N. Railway plant and rolling stock	2,88,130	11,34,430	6,67,793	2,34,541	2,53,731
O. Rubber manufactures	18,210	44,440	4,435	9,331	45,944
P. Vehicles excluding Locomotives, etc., for Railways	58,510	33,890	45,952	91,710	63,728
Q. Cotton yarn and manufactures	27,41,33,250	18,27,13,280	15,65,07,166	13,06,21,869	10,95,49,068
R. Jute	50,01,54,630	52,99,46,800	29,99,57,186	40,49,41,510	42,28,35,890
S. Silk	5,61,880	5,16,990	2,96,069	2,42,956	4,27,054
T. Woollen	67,38,210	84,42,250	71,31,650	98,41,387	82,62,940
U. Other yarns and textile fabrics	3,11,070	1,99,180	5,30,475	6,29,599	7,05,406
V. Miscellaneous articles, wholly or mainly manufactured	3,17,07,480	2,92,35,440	3,12,53,558	3,16,54,491	3,07,15,730
TOTAL, CLASS III	101,40,45,420	85,74,37,670	60,29,55,635	70,45,70,111	71,92,29,034
V.—LIVING ANIMALS—					
A. Horses	2,35,500	95,600	95,045	1,10,785	55,510
B. Cattle	19,19,910	20,44,680	16,74,382	8,28,912	8,78,804
C. Sheep and Goats	12,02,600	10,92,360	12,64,322	11,25,513	13,92,741
D. Other living Animals	1,92,440	1,43,780	2,58,652	2,63,334	3,32,789
TOTAL, CLASS IV	35,50,450	33,76,420	32,92,401	23,28,544	26,59,844
V.—POSTAL ARTICLES					
GRAND TOTAL	2,00,73,910	2,67,90,850	3,10,11,484	2,37,67,035	2,47,75,646
	312,27,89,230	240,01,22,620	231,38,00,887	299,16,19,322	348,83,31,245

NOTE.—For articles included in this Statement, see classification on pages 1020—1025.

No. 5—continued.

SUMMARY of the VALUE of the EXPORTS of INDIAN MERCHANDISE to the BRITISH EMPIRE.

	1919-20	1920-21	1921-22	1922-23	1923-24
	R	R	R	R	R
I.—FOOD, DRINK, AND TOBACCO—					
A. Fish (excluding canned fish)	50,33,240	55,89,830	59,93,778	54,11,036	61,65,788
B. Fruits and Vegetables	53,59,780	49,29,370	58,94,033	56,37,003	61,54,806
C. Grain, Pulse, and Flour	11,87,77,190	18,57,93,560	18,31,33,040	24,92,57,677	26,30,12,114
D. Liquors	10,400	27,420	18,569	49,418	17,575
E. Provisions and Oilman's stores	47,31,570	43,14,560	57,25,923	52,12,675	53,13,777
F. Spices	1,13,30,360	61,04,530	61,23,351	72,56,783	73,52,899
G. Sugar	40,20,190	68,41,900	21,49,418	8,10,567	94,57,091
H. Tea	19,25,07,440	11,37,27,630	17,66,15,535	21,17,00,349	30,17,84,814
I. Other Food and Drink	72,00,880	83,96,370	73,10,036	63,69,050	73,80,110
J. Tobacco	72,70,770	67,46,020	64,65,267	71,88,804	74,94,270
TOTAL, CLASS I	35,62,41,820	34,24,71,190	39,94,28,950	49,88,93,362	61,41,33,244
II.—RAW MATERIALS AND PRODUCE AND ARTICLES MAINLY UNMANU- FACTURED—					
A. Coal	72,19,100	1,33,58,050	14,82,956	14,73,200	22,06,143
B. Other Non-metallic mining and quarry products and the like	74,93,080	58,24,170	35,67,115	24,65,227	28,00,396
C. Fodder, Bran, and Pollards	1,16,75,770	1,10,54,400	97,43,283	1,01,46,144	1,11,80,277
D. Gums, Resins, and Lac	2,22,95,380	1,77,53,850	1,94,74,601	2,52,15,940	2,08,47,174
E. Hides and Skins, raw or undressed	3,72,09,310	1,28,06,280	64,83,404	68,82,952	54,79,097
F. Metallic ores and scrap iron or steel for re-manu- facture	1,13,27,150	1,31,14,050	55,69,699	1,00,06,462	1,08,65,999
G. Oils—Vegetable, Mineral, and Animal	4,33,77,060	1,36,54,580	2,04,49,289	2,16,82,487	2,41,28,225
H. Oilcakes of all kinds	1,61,33,880	1,02,16,490	1,05,38,535	1,21,36,975	1,18,50,462
I. Paper making materials	820	23,250	2,556	..	340
J. Rubber, raw or crude	1,46,49,240	1,38,54,810	70,03,339	64,65,450	1,00,09,676
K. Seeds, including nuts for oils	14,11,82,530	7,68,01,250	4,93,98,324	8,62,53,051	9,68,05,254
L. Tallow, Stearine, and Wax	7,61,500	7,00,460	7,90,188	6,57,230	13,15,337
M. Cotton, raw and waste	4,64,16,700	2,67,45,900	97,99,898	4,62,72,861	9,15,80,488
N. Jute	13,30,97,270	5,27,36,580	2,91,76,145	5,96,31,581	4,64,04,849
O. Silk	12,07,240	10,84,910	10,83,670	13,93,152	18,72,165
P. Wool	4,01,26,830	2,25,44,840	2,49,31,165	4,31,80,081	3,00,07,152
Q. Other textile materials	1,44,82,770	49,38,390	15,29,062	17,06,726	19,20,261
R. Wood and Timber	1,24,95,170	1,04,21,310	40,49,175	63,81,799	93,29,089
S. Miscellaneous	1,43,14,000	95,72,820	70,35,819	88,56,908	95,37,239
TOTAL, CLASS II	57,54,54,800	31,72,06,390	21,21,08,223	35,08,08,251	38,81,39,623

NOTE—For articles included in this Statement, see classification on pages 1020—1025.

ABSTRACT TABLES
EXPORTS SUMMARY

(12)

No. 5—continued.

SUMMARY of the VALUE of the EXPORTS of INDIAN MERCHANDISE to the BRITISH EMPIRE
—continued.

	1919-20	1920-21	1921-22	1922-23	1923-24
	R	R	R	R	R
II.—ARTICLES WHOLLY OR MAINLY MANUFACTURED—					
A. Apparel	12,93,500	17,46,560	24,38,370	29,38,167	20,25,035
B. Arms, Ammunition, and Military Stores	100	790	191	3,532	7,061
C. Chemicals, Drugs, and Medicines	1,10,79,860	1,24,90,420	86,22,154	51,24,429	53,92,359
D. Cutlery, Hardware, Implements, and Instruments (excluding Electrical Instruments and Apparatus)	4,22,380	7,03,650	7,35,376	7,43,167	10,49,655
E. Dyes and Colours	1,14,73,460	51,68,980	49,20,943	69,77,378	67,12,879
F. Electrical Goods and Apparatus (other than Machinery)
G. Furniture, Cabinetware, and Manufactures of Wood and Timber	4,92,990	4,49,970	8,89,675	5,74,485	5,38,305
H. Glassware and Earthenware	1,03,150	1,19,990	1,72,910	3,32,723	2,20,126
I. Hides and Skins, tanned or dressed, and Leather .	11,16,96,200	2,77,71,440	3,33,48,647	4,45,80,683	5,17,10,043
J. Machinery of all kinds including Belting for Machinery	1,26,530	28,330	43,471	44,338	1,07,772
K. Metals—Iron and Steel and manufactures thereof	2,73,940	2,93,910	2,76,323	3,43,999	9,88,570
L. Metals other than Iron and Steel and manu- factures thereof	42,74,410	75,43,060	58,41,267	86,94,692	1,36,41,700
M. Paper, Pasteboard, and Stationery	2,84,670	76,060	2,03,740	72,496	82,606
N. Railway plant and rolling stock	2,88,130	10,32,650	6,67,573	2,33,580	2,53,711
O. Rubber manufactures	17,190	44,440	4,335	9,325	45,944
P. Vehicles excluding Locomotives, etc., for Rail- ways	19,910	15,870	41,596	79,770	58,922
Q. Cotton yarns and manufactures	13,34,23,980	11,19,55,320	10,92,05,256	10,10,48,604	7,74,34,172
R. Jute „	12,71,02,610	14,75,52,210	8,38,20,749	10,89,83,313	11,99,61,285
S. Silk „	3,11,990	3,84,120	1,44,394	1,20,393	3,25,972
T. Woollen „	54,79,030	65,09,620	55,41,130	77,54,408	62,44,334
U. Other yarns and textile fabrics	1,85,860	1,34,200	2,77,045	3,54,224	4,16,874
V. Miscellaneous articles wholly or mainly manu- factured	1,95,09,080	1,47,79,830	1,45,20,592	1,45,99,573	1,41,59,338
TOTAL, CLASS III	42,78,58,970	33,88,01,420	27,17,15,737	30,36,13,279	30,13,76,663
V.—LIVING ANIMALS—					
A. Horses	2,35,500	93,220	94,220	1,08,515	52,430
B. Cattle	11,72,200	15,55,700	16,08,592	8,25,887	8,78,289
C. Sheep and Goats	11,99,690	10,91,460	12,58,105	11,23,748	13,89,330
D. Other living Animals	1,44,070	1,04,720	1,55,939	1,25,682	1,60,048
TOTAL, CLASS IV	27,51,460	28,45,100	31,16,856	21,83,832	24,80,103
VI.—POSTAL ARTICLES					
GRAND TOTAL	1,76,46,160	2,00,18,860	2,61,94,539	1,87,14,553	1,93,25,636
GRAND TOTAL	137,99,53,210	102,13,42,960	91,25,64,305	117,42,13,277	132,54,55,269

NOTE.—For articles included in this Statement, see classification on pages 1020—1025.

No. 5—continued.

SUMMARY of the VALUE of the EXPORTS of INDIAN MERCHANDISE to FOREIGN COUNTRIES.

	1919-20	1920-21	1921-22	1922-23	1923-24
	R	R	R	R	R
I.—FOOD, DRINK, AND TOBACCO—					
A. Fish (excluding canned fish)	18,260	12,500	41,430	14,291	1,18,185
B. Fruits and Vegetables	9,13,900	11,04,290	4,29,227	6,74,816	10,23,691
C. Grain, Pulse, and Flour	3,26,80,070	7,07,00,450	11,67,64,477	17,55,05,546	24,57,02,579
D. Liquors	330	110	20
E. Provisions and Oilman's stores	14,42,550	31,03,120	13,40,815	8,78,965	7,21,073
F. Spices	43,87,020	22,27,180	39,12,188	37,23,166	37,33,177
G. Sugar	13,71,610	27,06,090	3,37,272	2,38,272	2,40,353
H. Tea	1,31,43,030	77,70,020	55,86,378	87,00,034	1,46,76,675
I. Other Food and Drink	1,00,93,270	59,02,800	66,14,486	61,05,180	83,84,487
J. Tobacco	19,91,430	7,46,250	6,65,523	10,79,008	28,03,031
TOTAL, CLASS I	6,60,41,470	9,42,72,810	13,56,91,796	19,69,19,278	27,74,03,271
II.—RAW MATERIALS AND PRODUCE AND ARTICLES MAINLY UNMANU- FACTURED—					
A. Coal	10,06,970	15,80,760	49,364	..	23,673
B. Other Non-metallic mining and quarry products and the like	13,86,820	50,86,030	29,23,967	37,70,748	79,12,946
C. Fodder, Bran, and Pollards	1,11,790	3,63,520	17,16,630	24,79,425	16,65,697
D. Gums, Resins, and Lac	5,19,12,750	5,90,83,530	5,98,93,259	7,85,11,624	7,10,47,021
E. Hides and Skins, raw or undressed	19,68,52,890	3,96,78,180	5,33,30,584	5,01,77,249	6,38,45,432
F. Metallic ores and scrap iron or steel for re-manufac- ture	37,10,350	1,15,45,310	1,14,54,769	1,26,03,980	1,25,16,701
G. Oils—Vegetable, Mineral, and Animal	2,14,85,890	2,12,12,100	79,85,173	1,02,98,922	48,74,363
H. Oilcakes of all kinds	22,16,520	14,46,870	31,18,197	50,86,010	75,59,390
I. Paper making materials	170	1,251	450
J. Rubber, raw or crude	22,27,320	16,59,010	7,12,733	7,84,643	14,36,342
K. Seeds including nuts for oils	12,15,07,670	9,15,46,670	12,46,71,090	18,72,85,311	20,13,66,389
L. Tallow, Stearine, and Wax	1,57,330	3,80,840	1,23,116	2,18,275	9,26,603
M. Cotton, raw and waste	54,99,93,380	39,51,88,390	53,51,07,622	67,44,46,053	90,56,02,550
N. Jute	11,38,97,250	11,08,72,060	11,13,15,452	16,56,53,958	15,36,01,470
O. Silk	29,24,090	22,54,880	15,44,876	24,24,106	31,40,227
P. Wool	26,960	5,14,930	9,63,186	17,41,456
Q. Other textile materials	44,77,900	37,30,010	24,19,834	44,01,090	57,34,021
R. Wood and Timber	17,13,750	19,43,800	18,12,794	30,20,915	31,37,933
S. Miscellaneous	1,17,98,520	1,09,68,780	1,06,18,008	1,22,06,805	1,59,78,730
TOTAL, CLASS II	108,73,81,360	175,85,67,290	92,93,12,398	121,43,32,741	146,21,20,583

NOTE.—For articles included in this Statement, see classification on pages 1020—1025.

ABSTRACT TABLES
EXPORTS SUMMARY

(14)

No. 5—concluded.

SUMMARY of the VALUE of the EXPORTS of INDIAN MERCHANDISE to FOREIGN COUNTRIES—continued.

	1919-20	1920-21	1921-22	1922-23	1923-24
	R	R	R	R	R
II.—ARTICLES WHOLLY OR MAINLY MANUFACTURED—					
A. Apparel	14,52,470	12,86,910	6,86,973	8,14,766	9,69,459
B. Arms, Ammunition, and Military Stores	3,900
C. Chemicals, Drugs, and Medicines	1,92,71,440	2,53,66,660	1,99,59,959	2,56,27,455	2,71,36,726
D. Cutlery, Hardware, Implements, and Instruments (excluding Electrical Instruments and Apparatus)	3,43,880	3,05,250	2,11,212	1,85,155	4,01,328
E. Dyes and Colours	1,51,41,080	59,16,670	83,98,831	50,92,448	68,32,034
F. Electrical Goods and Apparatus (other than Machinery)
G. Furniture, Cabinetware, and Manufactures of Wood and Timber	6,80,320	4,92,670	2,98,201	3,10,238	2,58,691
H. Glassware and Earthenware	1,56,750	99,990	64,525	63,130	68,490
I. Hides and Skins, tanned or dressed, and Leather	1,51,52,080	51,81,910	69,88,166	70,26,495	83,66,656
J. Machinery of all kinds including Belting for Machinery	42,190	6,940	7,520	2,700	13,179
K. Metals—Iron and Steel and manufactures thereof	44,08,040	56,49,890	53,82,210	90,51,891	1,20,81,965
L. Metals other than Iron and Steel and manufactures thereof	15,33,020	43,59,240	70,15,611	73,67,658	77,29,610
M. Paper, Pasteboard, and Stationery	71,590	1,11,680	55,076	30,692	31,394
N. Railway plant and rolling stock	1,01,780	220	961	20
O. Rubber manufactures	1,020	..	100	6	..
P. Vehicles excluding Locomotives, etc., for Railways	38,600	18,020	4,356	11,940	4,806
Q. Cotton yarns and manufactures	14,07,09,270	7,07,57,960	4,73,01,910	2,95,73,265	3,21,14,896
R. Jute	37,30,52,020	33,23,94,590	21,61,33,437	23,53,58,197	30,28,74,605
S. Silk	2,49,890	1,32,870	1,51,675	1,22,563	1,01,082
T. Woollen	12,59,180	19,32,630	15,90,520	20,86,979	20,18,606
U. Other yarns and textile fabrics	1,25,210	64,980	2,53,430	2,75,375	2,88,532
V. Miscellaneous articles wholly or mainly manufactured	1,21,98,400	1,44,55,610	1,67,32,966	1,70,54,918	1,65,56,392
TOTAL, CLASS III	58,61,81,450	51,81,36,250	33,12,39,898	40,09,56,832	41,78,52,371
V.—LIVING ANIMALS—					
A. Horses	2,380	825	2,270	3,080
B. Cattle	7,47,710	4,88,980	65,790	3,025	515
C. Sheep and Goats	2,910	900	6,217	1,765	3,405
D. Other living Animals	48,370	39,060	1,02,713	1,37,652	1,72,741
TOTAL, CLASS IV	7,98,990	5,31,320	1,75,545	1,44,712	1,79,741
VI.—POSTAL ARTICLES					
	24,27,750	67,71,990	48,16,945	50,52,482	53,50,010
GRAND TOTAL	174,28,36,020	137,87,79,660	140,12,36,582	181,74,06,045	216,29,05,976

NOTE.—For articles included in this Statement, see classification on pages 1020—1025.

No. 6.

SUMMARY of the VALUE of the EXPORTS of BRITISH and FOREIGN MERCHANDISE to the BRITISH EMPIRE and FOREIGN COUNTRIES.

	1919-20	1920-21	1921-22	1922-23	1923-24
	R	R	R	R	R
—FOOD, DRINK, AND TOBACCO—					
A. Fish (excluding canned fish)	11,69,770	11,52,130	14,69,183	12,15,680	11,43,565
B. Fruits and Vegetables	48,87,510	67,28,570	51,71,743	79,02,290	21,33,603
C. Grain, Pulse, and Flour	14,94,540	4,500	1,06,138	59,286	76,681
D. Liquors	9,62,790	6,41,500	5,05,310	3,83,446	2,30,286
E. Provisions and Oilman's stores	13,62,130	16,51,400	13,47,136	4,73,961	4,99,621
F. Spices	24,07,860	11,63,560	9,67,368	17,60,131	8,17,011
G. Sugar	3,56,80,750	6,29,14,940	1,70,96,135	2,63,19,335	1,61,06,039
H. Tea	9,98,200	2,78,940	1,13,433	1,59,413	3,05,901
I. Other Food and Drink	11,14,720	12,30,750	7,27,183	8,12,983	7,12,329
J. Tobacco	17,09,060	16,64,000	9,53,389	4,85,866	4,06,512
TOTAL, CLASS I	5,17,87,330	7,74,30,290	2,84,57,018	3,95,72,391	2,24,31,548
I.—RAW MATERIALS AND PRODUCE AND ARTICLES MAINLY UN-MANUFACTURED—					
A. Coal, Coke, and Patent Fuel	15,360	21,610	13,09,113	19,80,765	17,18,383
B. Other Non-metallic mining and quarry products and the like	1,94,660	1,57,370	1,88,083	9,47,884	2,60,213
C. Fodder, Bran, and Pollards
D. Gums, Resins, and Lac	25,02,420	25,84,820	23,94,655	20,99,901	19,35,451
E. Hides and Skins, raw or undressed	5,300	59,66,020	28,12,261	67,38,981	98,01,938
F. Metallic ores and scrap iron or steel for re-manufacture	15,100	14,340	1,51,740	3,52,902	4,38,978
G. Oils—Vegetable, Mineral, and Animal	8,16,640	14,87,490	6,92,164	12,84,789	36,19,854
H. Oilcakes of all kinds
I. Paper making materials
J. Rubber, raw or crude	7,370	5,940	908	108	115
K. Seeds including nuts for oils	66,480	7,300	50,578	18,523	16,393
L. Tallow, Stearine, and Wax	5,300	32,840	68,998	34,243	1,757
M. Cotton, raw and waste	70	25,86,900	59,45,160	1,12,12,482	1,35,27,739
N. Jute
O. Silk	11,88,870	4,91,090	3,20,974	1,72,119	3,17,634
P. Wool	1,53,57,010	76,70,090	95,89,538	89,14,269	74,83,272
Q. Other textile materials	7,050	..
R. Wood and Timber	1,53,350	2,42,440	76,458	3,84,613	1,13,074
S. Miscellaneous	15,93,960	16,21,050	14,07,647	11,35,528	10,92,967
TOTAL, CLASS II	2,19,21,890	2,28,89,300	2,50,08,367	3,52,84,157	4,03,27,768

NOTE.—For articles included in this Statement, see classification on pages 1020—1030.

No. 6—continued.

SUMMARY of the VALUE of the EXPORTS of BRITISH and FOREIGN MERCHANDISE to the BRITISH EMPIRE and FOREIGN COUNTRIES—continued.

	1919-20	1920-21	1921-22	1922-23	1923-24
	R	R	R	R	R
III.—ARTICLES WHOLLY OR MAINLY MANUFACTURED—					
A. Apparel	45,25,740	55,34,880	87,86,056	36,96,356	30,25,481
B. Arms, Ammunition, and Military Stores	1,21,930	1,41,930	1,50,732	1,36,898	1,11,473
C. Chemicals, Drugs, and Medicines	40,17,410	26,94,850	16,36,850	14,56,238	11,30,520
D. Cutlery, Hardware, Implements, and Instruments (excluding Electrical Instruments and Apparatus	42,36,880	41,78,520	38,61,857	41,05,430	35,62,020
E. Dyes and Colours	7,94,620	5,94,110	10,81,723	12,43,086	12,96,104
F. Electrical Goods and Apparatus (other than Machinery)	2,70,040	4,17,190	8,96,126	5,61,559	5,41,012
G. Furniture, Cabinetware, and Manufactures of Wood and Timber	5,28,740	14,10,470	14,52,976	11,68,504	11,87,716
H. Glassware and Earthenware	26,78,250	23,77,230	22,81,872	16,17,318	13,56,584
I. Hides and Skins, tanned or dressed, and Leather	3,01,930	8,10,530	21,45,653	24,92,784	30,57,666
J. Machinery of all kinds including Belting for Machinery	18,35,370	13,09,600	21,15,458	20,20,662	9,29,304
K. Metals—Iron and Steel and manufactures thereof	16,41,400	19,58,320	12,59,609	6,74,708	7,38,631
L. Metals other than Iron and Steel and manufactures thereof	33,29,590	19,52,720	7,40,635	10,40,284	14,72,841
M. Paper, Pasteboard, and Stationery	12,62,390	10,87,750	14,98,929	8,76,694	6,89,108
N. Railway plant and rolling stock	55,820	17,470	91,703	84,581	81,862
O. Rubber manufactures	2,82,950	4,29,320	6,01,783	2,44,786	3,45,894
P. Vehicles excluding Locomotives, etc., for Railways	18,93,120	18,94,580	22,89,648	15,01,672	18,79,714
Q. Cotton yarns and manufactures	5,59,03,950	3,87,34,370	3,96,42,011	3,67,12,310	2,86,67,286
R. Jute „	20,600	11,300	..	3,930	3,000
S. Silk „	43,88,110	19,81,550	18,92,649	6,38,208	5,57,873
T. Woollen „	32,25,810	34,06,490	50,36,435	76,77,207	94,70,796
U. Other yarns and textile fabrics	11,85,280	9,81,800	13,43,816	10,75,273	9,91,738
V. Miscellaneous articles wholly or mainly manufactured	52,64,130	34,03,480	42,54,912	37,48,319	34,52,830
TOTAL, CLASS III	9,77,64,060	7,53,28,460	8,30,61,442	7,27,76,807	6,45,49,453
IV.—LIVING ANIMALS—					
A. Horses	1,63,900	1,25,950	1,66,435	3,62,725	2,80,850
B. Cattle
C. Sheep and Goats
D. Other living Animals	2,900	7,920	21,750	22,887	44,552
TOTAL, CLASS IV	1,66,800	1,33,870	1,88,185	3,85,612	3,25,402
V.—POSTAL ARTICLES	61,40,040	57,92,510	39,19,113	36,14,309	31,13,460
GRAND TOTAL	17,77,80,120	18,15,74,430	14,06,34,125	15,16,33,276	13,07,47,631

NOTE.—For articles included in this Statement, see classification on pages 1026—1030.

No. 6—continued

SUMMARY of the VALUE of the EXPORTS of BRITISH and FOREIGN MERCHANDISE to the BRITISH EMPIRE

	1919-20	1920-21	1921-22	1922-23	1923-24
	R	R	R	R	R
I.—FOOD, DRINK, AND TOBACCO—					
A. Fish (excluding canned fish)	11,69,770	11,51,830	14,69,183	12,13,023	11,42,840
B. Fruits and Vegetables	46,72,680	65,50,330	49,61,004	75,86,222	19,07,853
C. Grain, Pulse, and Flour	11,96,530	100	25,695	2,727	3,095
D. Liquors	1,59,870	1,63,270	3,75,833	3,03,658	1,64,189
E. Provisions and Oilman's stores	7,54,250	4,84,600	11,30,521	2,54,803	1,99,684
F. Spices	20,86,130	10,48,800	8,47,556	16,87,676	7,48,021
G. Sugar	1,19,42,000	81,73,170	97,88,118	1,95,77,793	89,06,495
H. Tea	3,03,890	79,610	43,314	71,027	54,011
I. Other Food and Drink	2,96,480	1,11,190	3,78,849	3,03,779	2,66,576
J. Tobacco	8,32,980	10,81,730	7,82,185	3,72,875	1,31,617
TOTAL, CLASS I	2,34,14,580	1,88,44,630	1,98,02,258	3,13,74,183	1,35,24,381
II.—RAW MATERIALS AND PRODUCE AND ARTICLES MAINLY UNMANUFACTURED—					
A. Coal, Coke, and Patent fuel	21,350	8,97,161	14,02,250	8,90,561
B. Other Non-metallic mining and quarry products and the like	1,39,260	96,200	1,57,718	6,48,969	1,85,858
C. Fodder, Bran, and Pollards
D. Gums, Resins, and Lac	14,27,520	11,61,670	7,03,514	5,44,428	4,28,978
E. Hides and Skins, raw or undressed	5,300	47,90,400	25,02,147	61,69,020	86,89,959
F. Metallic ores and scrap iron or steel for re-manufacture	11,980	5,320	967	1,860	13,510
G. Oils—Vegetable, Mineral, and Animal	3,66,740	3,66,930	4,98,276	8,04,152	17,97,345
H. Oilcakes of all kinds
I. Paper making materials
J. Rubber, raw or crude	6,620	5,680	998	108	40
K. Seeds including nuts for oils	57,190	2,650	11,277	11,997	1,598
L. Tallow, Stearine, and Wax	3,880	32,590	68,995	34,052	1,710
M. Cotton, raw and waste	20,85,180	17,94,660	47,33,021	50,37,070
N. Jute
O. Silk	1,41,900	54,250	2,50,967	34,884	2,10,861
P. Wool	1,53,39,650	75,10,040	88,31,353	77,95,156	65,89,471
Q. Other textile materials	7,050	..
R. Wood and Timber	44,590	84,330	36,291	25,453	31,597
S. Miscellaneous	9,24,690	8,67,010	8,70,672	7,69,616	6,74,248
TOTAL, CLASS II	1,84,69,320	1,70,83,600	1,66,24,996	2,30,42,016	2,45,52,806

NOTE.—For articles included in this Statement, see classification on pages 1026—1030.

No. 6—continued

SUMMARY of the VALUE of the EXPORTS of BRITISH and FOREIGN MERCHANDISE to the BRITISH EMPIRE—continued.

	1919-20	1920-21	1921-22	1922-23	1923-24
	R	R	R	R	R
III.—ARTICLES WHOLLY OR MAINLY MANUFACTURED—					
A. Apparel	19,33,960	21,55,570	60,91,096	30,63,737	24,68,359
B. Arms, Ammunition, and Military Stores	76,750	87,880	1,23,513	1,00,439	85,107
C. Chemicals, Drugs, and Medicines	19,25,110	15,82,560	10,87,957	8,98,922	6,40,088
D. Cutlery, Hardware, Implements and Instruments (excluding Electrical instruments and Apparatus)	15,09,600	17,40,850	24,65,663	23,50,412	21,31,983
E. Dyes and Colours	3,39,730	3,21,990	6,17,057	4,94,523	3,54,916
F. Electrical Goods and Apparatus (other than Machinery)	1,83,710	1,42,370	7,18,224	2,34,300	2,01,186
G. Furniture, Cabinetware and Manufactures of Wood and Timber	3,60,690	11,72,720	11,88,285	9,37,899	8,48,830
H. Glassware and Earthenware	7,29,170	7,61,240	13,26,358	10,46,498	7,57,071
I. Hides and Skins, tanned or dressed, and Leather	95,780	6,78,970	14,85,137	17,86,927	24,27,591
J. Machinery of all kinds including Belting for Machinery	10,90,970	6,98,510	13,20,985	14,64,594	7,55,218
K. Metals—Iron and Steel and manufactures thereof	7,20,670	10,89,250	8,79,478	4,63,255	4,65,406
L. Metals other than Iron and Steel and manufactures thereof	4,61,600	8,32,000	4,32,896	6,47,234	8,26,017
M. Paper, Pasteboard, and Stationery	4,77,850	4,00,240	9,08,263	5,38,710	3,62,907
N. Railway Plant and Rolling Stock	25,970	2,480	86,597	62,294	76,612
O. Rubber manufactures	2,14,840	72,250	4,67,694	2,11,376	2,95,866
P. Vehicles excluding Locomotives, etc., for Railways	5,09,070	7,75,500	17,62,662	13,36,835	16,90,782
Q. Cotton yarns and manufactures	2,06,51,130	1,98,49,750	2,64,47,005	2,52,80,945	1,85,49,337
R. Jute " " "	‡ 20,430	2,500	..	3,930	1,900
S. Silk " " "	‡ 6,77,800	4,74,070	10,58,561	3,54,860	3,23,547
T. Woollen " " "	7,71,610	17,50,090	35,85,228	38,02,140	53,40,706
U. Other yarns and textile fabrics	2,43,380	3,48,030	10,34,589	7,21,658	6,26,979
V. Miscellaneous articles, wholly or mainly manufactured	17,28,720	19,04,190	31,96,321	22,81,227	22,05,740
TOTAL, CLASS III	3,47,48,540	3,68,43,010	5,62,83,569	4,80,82,715	4,14,36,148
IV.—LIVING ANIMALS—					
A. Horses	1,62,900	1,11,450	1,57,535	3,57,725	2,67,600
B. Cattle
C. Sheep and Goats
D. Other living animals	2,900	7,420	15,350	13,922	7,475
TOTAL, CLASS IV	1,65,800	1,18,870	1,72,885	3,71,647	2,75,075
V.—POSTAL ARTICLES					
TOTAL	36,05,280	48,15,380	35,29,351	28,98,506	23,50,585
GRAND TOTAL	8,04,03,520	7,77,05,490	9,64,13,059	10,57,69,067	8,21,38,995

NOTE.—For articles included in this Statement, see classification on pages 1026—1030.

No. 6—continued

SUMMARY of the VALUE of the EXPORTS of BRITISH and FOREIGN MERCHANDISE to FOREIGN COUNTRIES.

	1919-20	1920-21	1921-22	1922-23	1923-24
	₹	₹	₹	₹	₹
I.—FOOD, DRINK, AND TOBACCO—					
A. Fish (excluding canned fish)	..	300	..	2,057	725
B. Fruits and Vegetables	2,14,830	1,78,240	2,10,739	3,16,068	2,25,750
C. Grain, Pulse, and Flour	2,98,010	4,400	80,443	56,559	73,586
D. Liquors	8,02,920	4,78,230	1,20,477	70,788	66,097
E. Provisions and Oilman's stores	6,07,880	11,66,800	2,16,615	2,19,158	2,99,937
F. Spices	3,21,730	1,14,760	1,19,812	72,455	68,990
G. Sugar	2,37,38,750	5,47,41,770	73,08,017	67,41,542	71,99,544
H. Tea	6,94,310	1,99,330	70,119	88,386	2,51,590
I. Other Food and Drink	8,18,240	11,19,560	3,48,334	5,09,204	4,45,753
J. Tobacco	8,76,080	5,82,270	1,71,204	1,12,991	2,74,895
TOTAL, CLASS I	2,83,72,750	5,85,85,660	86,54,760	81,98,208	89,07,167
II.—RAW MATERIALS AND PRODUCE AND ARTICLES MAINLY UNMANUFACTURED—					
A. Coal, Coke, and Patent Fuel	15,360	260	4,11,952	5,78,515	8,27,822
B. Other Non-metallic mining and quarry products and the like	55,400	61,170	30,365	2,98,915	74,355
C. Fodder, Bran, and Pollards
D. Gums, Resins, and Lac	10,74,900	14,23,150	16,91,141	15,55,473	15,06,473
E. Hides and Skins, raw or undressed	..	11,75,620	3,10,114	5,69,961	11,11,979
F. Metallic ores and scrap iron or steel for remanufacture	3,120	9,020	1,50,773	3,51,042	4,25,468
G. Oils—Vegetable, Mineral, and Animal	4,49,900	11,20,560	1,93,888	4,20,637	18,22,509
H. Oilcakes of all kinds
I. Paper making materials
J. Rubber, raw or crude	750	260	75
K. Seeds, including nuts for oils	9,290	4,650	39,301	6,526	14,795
L. Tallow, Stearine, and Wax	1,420	250	3	191	47
M. Cotton, raw and waste	70	5,01,720	41,50,500	64,79,461	84,90,669
N. Jute
O. Silk	10,46,970	4,36,840	70,007	1,37,235	1,06,773
P. Wool	17,360	1,60,050	7,58,185	11,19,113	8,93,801
Q. Other textile materials
R. Wood and Timber	1,08,760	1,58,110	40,167	3,59,160	81,477
S. Miscellaneous	6,69,270	7,54,040	5,36,975	3,65,912	4,18,719
TOTAL, CLASS II	34,52,570	58,05,700	83,63,371	1,22,42,141	1,57,74,962

NOTE.—For articles included in this Statement, see classification on pages 1026—1030.

SUMMARY of the VALUE of the EXPORTS of BRITISH and FOREIGN MERCHANDISE to FOREIGN COUNTRIES—continued

	1919-20	1920-21	1921-22	1922-23	1923-24
	R	R	R	R	R
III.—ARTICLES WHOLLY OR MAINLY MANUFACTURED—					
A. Apparel	25,91,780	33,79,310	26,94,960	6,32,619	5,57,12
B. Arms, Ammunition, and Military Stores	45,180	54,050	27,219	36,459	26,36
C. Chemicals, Drugs, and Medicines	20,92,300	11,12,290	5,48,902	5,57,316	4,90,43
D. Cutlery, Hardware, Implements, and Instruments (excluding Electrical instruments and Apparatus)	27,27,280	24,37,670	13,96,194	17,55,018	14,30,03
E. Dyes and Colours	4,54,890	2,72,120	4,64,666	7,48,563	9,41,18
F. Electrical Goods and Apparatus (other than Machinery)	86,330	2,74,820	1,77,902	3,27,259	3,39,82
G. Furniture, Cabinetware and Manufactures of Wood and Timber	1,68,050	2,37,750	2,64,691	2,30,605	3,38,88
H. Glassware and Earthenware	19,49,080	16,15,990	9,55,514	5,70,820	5,99,51
I. Hides and Skins, tanned or dressed, and Leather	2,06,150	1,31,560	6,60,516	7,05,857	6,30,07
J. Machinery of all kinds including Belting for Machinery	7,44,400	6,11,090	7,94,473	5,56,068	1,74,08
K. Metals—Iron and Steel and manufactures thereof	9,20,730	8,69,070	3,80,131	2,11,453	2,73,22
L. Metals other than Iron and Steel and manufac- tures thereof.	28,67,990	11,20,720	3,07,739	3,93,050	6,46,85
M. Paper, Pasteboard, and Stationery	7,84,540	6,87,510	5,90,666	3,37,984	3,26,20
N. Railway plant and rolling stock	29,850	14,990	5,106	22,287	5,25
O. Rubber manufactures	68,110	3,57,070	1,34,089	33,410	50,02
P. Vehicles excluding Locomotives, etc., for Rail- ways	13,84,050	11,19,080	5,26,986	1,64,837	1,88,93
Q. Cotton yarns and manufactures	3,52,52,820	1,88,84,620	1,31,95,006	1,14,31,365	1,01,17,94
R. Jute " " "	170	8,800	1,10
S. Silk " " "	37,10,310	15,07,480	8,34,088	2,83,348	2,34,35
T. Woollen " " "	24,54,200	16,56,400	14,51,207	38,75,067	41,30,06
U. Other yarns and textile fabrics	9,41,900	6,33,770	3,09,227	3,53,615	3,64,75
V. Miscellaneous articles wholly or mainly manu- factured	35,35,410	14,99,290	10,58,591	14,67,092	12,47,06
TOTAL, CLASS III	6,30,15,520	3,84,85,450	2,67,77,873	2,46,94,092	2,31,13,30
IV.—LIVING ANIMALS—					
A. Horses	1,000	14,500	8,900	5,000	13,20
B. Cattle
C. Sheep and Goats
D. Other living Animals	500	6,400	8,965	37,05
TOTAL, CLASS IV	1,000	15,000	15,300	13,965	50,35
V.—POSTAL ARTICLES	25,34,760	9,77,130	3,89,762	7,15,803	7,62,87
GRAND TOTAL	9,73,76,600	10,38,68,940	4,42,21,066	4,58,64,209	4,86,08,63

NOTE.—For articles included in this Statement, see classification on pages 1026—1030.

No. 7

VALUE of IMPORTS of MERCHANDISE (exclusive of GOVERNMENT STORES) from PRINCIPAL COUNTRIES
into BRITISH INDIA.

COUNTRIES	1919-20	1920-21	1921-22	1922-23	1923-24	
	R	R	R	R	R	
UNITED KINGDOM	104,98,32,800	2,04,59,50,660	1,50,92,06,267	1,40,04,57,405	1,31,60,42,877	
BRITISH POSSESSIONS—						
Europe—						
Gibraltar	5,87,560	8,73,570	8,81,752	5,01,174	2,38,908	
Malta and Gozo	3,560	2,320	44,931	7,114	2,620	
Cyprus	50	..	84	4,553	2,251	
Asia—						
Palestina	—	—	8,732	800	1,458	
Aden and Dependencies	1,01,97,700	92,53,860	81,07,866	73,20,085	53,18,163	
Mesopotamia*	—	—	91,08,258	1,17,19,037	1,16,23,040	
Bahrein Islands	32,96,710	23,58,620	39,82,626	61,07,621	56,99,650	
Maldives	1,10,180	92,650	1,78,472	1,35,370	80,845	
Ceylon	2,51,21,740	1,91,03,560	1,37,98,441	1,43,73,244	1,29,05,095	
Straits Settlements (including Labuan)	5,93,42,810	4,81,43,060	4,07,78,235	4,48,12,596	4,92,75,068	
Federated Malay States	66,460	55,460	1,28,029	13,894	5,25,398	
British Borneo	1,19,850	7,08,750	17,59,242	17,71,389	18,16,519	
Hongkong	2,74,72,300	2,39,48,480	1,65,56,320	1,45,19,593	1,05,67,208	
Africa—						
Egypt†	1,88,62,720	1,54,24,910	72,16,357	60,61,145	—	
Gambia	470	
Nigeria (including Br. Cameroons)	10	10	
Cape of Good Hope	45,860	5,670	1,785	76,933	1,017	
Natal	19,16,640	16,29,860	1,44,40,236	80,98,830	77,39,675	
Transvaal	3,550	1,240	85,821	90	98	
Zanzibar and Pemba	80,85,640	43,94,310	58,84,189	77,62,951	45,74,701	
Kenya Colony	85,82,270	94,13,990	1,75,45,840	1,15,02,272	2,19,08,971	
Tanganyika Territory	—	—	18,39,050	10,50,817	2,77,484	
Uganda Protectorate	9	..	3,500	
Nyasaland Protectorate	100	550	428	1,116	190	
Somaliland Protectorate	20,130	1,600	12,146	381	4,040	
Anglo-Egyptian Sudan	—	—	27,645	29,971	4,656	
Mauritius and Dependencies	1,28,15,990	87,22,240	2,22,92,121	1,02,48,310	8,95,772	
Seychelles	30,540	3,02,710	2,74,485	13,258	2,02,058	
America—						
Canada :						
Fid Atlantic Coast	3,72,290	1,07,83,650	50,10,242	53,18,305	83,20,312	
" Pacific "	1,08,280	25,11,710	84,378	12,17,392	6,34,169	
British West India Islands	150	29,110	3,20,798	3,88,532	1,26,269	
British Honduras	985	
British Guiana	1,820	206	260	..	
Australia and Oceania—						
Western Australia	15,59,600	15,60,450	2,08,83,147	12,99,623	24,36,870	
South Australia (including Northern Territory)	74,00,410	5,92,130	3,10,95,350	13,21,141	14,57,962	
Victoria	1,31,53,850	56,94,170	2,78,56,886	39,75,217	25,69,949	
Tasmania	86,830	15,200	52,880	69,877	2,44,338	
New South Wales	98,89,770	25,47,740	1,41,25,853	23,50,017	35,67,040	
Queensland	3,59,550	16,36,530	8,80,700	7,05,729	4,20,390	
Australian Commonwealth (Total)	3,24,40,310	1,30,46,340	8,43,94,275	97,21,604	1,06,95,660	
New Zealand (including Nauru and Br. Samoa)	1,19,820	10,540	1,40,378	13,377	13,657	
Fiji Islands	70	7,918	2,342	..	
	TOTAL BRITISH POSSESSIONS	16,08,25,640	26,44,16,225	16,27,94,565	15,34,59,949	
	TOTAL BRITISH EMPIRE	125,45,54,990	*221,58,15,300	177,36,22,492	156,32,51,970	146,95,02,826
FOREIGN COUNTRIES—						
Europe—						
Russia—						
Northern Russia	10,97,080	10,65,330	4,71,000	99,839	4,86,359	
Southern "	50	4,09,700	..	44,663	10,33,788	
Pacific Ports (In Asia)	4,44,350	7,03,570	
Finland	2,90,698	4,27,646	8,20,967	
Eethonia	—	—	..	1,12,061	5,36,999	
Georgia	—	—	35,75,868	
Sweden	56,60,350	1,88,80,450	95,89,871	1,12,64,980	1,32,73,406	
Norway	47,75,240	1,70,19,790	38,15,081	81,79,095	87,65,349	
Denmark	1,16,840	14,07,650	10,49,663	11,02,322	15,95,012	
Poland (including Dantzig)	—	—	..	2,81,798	25,240	
Germany	4,31,760	4,74,79,190	7,24,55,413	11,88,68,146	11,89,19,019	
Netherlands	99,06,550	3,03,16,000	2,36,13,387	2,21,94,945	2,27,74,391	

* Included in Turkey, Asiatic, prior to 1921-22.
† Shown as a Foreign Country from 1923-24.

ABSTRACT TABLES (22)
 IMPORTS FROM PRINCIPAL COUNTRIES

No. 7—continued.

VALUE of IMPORTS of MERCHANDISE (exclusive of GOVERNMENT STORES) from PRINCIPAL COUNTRIES
 into BRITISH INDIA—continued

COUNTRIES	1919-20	1920-21	1921-22	1922-23	1923-24
	₹	₹	₹	₹	₹
FOREIGN COUNTRIES—continued					
Europe—continued					
Belgium	69,80,510	5,32,58,230	5,32,93,580	6,31,77,797	5,51,29,345
Luxemburg	—	1,92,450	12,79,596	10,71,087	13,12,363
France	1,76,87,860	3,63,66,190	2,23,38,807	1,96,39,719	2,22,94,126
Spain	53,66,000	34,07,710	23,65,721	25,99,292	9,21,685
Portugal	36,910	2,00,680	3,17,415	9,71,657	7,56,738
Madeira	..	2,800
Switzerland	79,66,450	2,23,04,050	1,01,89,357	1,09,66,780	1,62,61,038
Italy	1,36,93,810	4,13,41,590	2,00,31,144	2,10,43,057	2,73,33,124
Austria	19,33,982	20,47,931	76,09,557
Hungary	} 12,65,030	63,88,050	} 30,035	11,770	41,60,059
Czechoslovakia	—	44,800	21,84,682	53,36,256	74,49,797
Serb-Croat Slovene State (Jugo-Slavia)	—	—	..	41,804	45,012
Roumania	6
Greece	1,850	94,190	89,649	77,084	1,12,987
Crete	—	—	..	5	..
Turkey, European	240	9,90,650	503	8,114	19,839
Asia—					
Turkey, Asiatic					
Levant and Black Sea	..	2,240	—	—	—
Red Sea	1,71,310	51,830	—	—	—
Persian Gulf	82,14,860	85,72,030	—	—	—
Syria	—	—	4,198	500	220
Smyrna	—	—	14,340	135	..
Mascat Territory and Trucial Oman	50,12,780	51,03,020	57,08,537	66,25,440	67,98,980
Other Native States in Arabia	4,10,260	4,24,280	5,90,371	9,63,550	7,99,421
Persia	2,29,89,610	1,34,45,710	1,65,62,037	1,75,29,889	1,76,80,744
Honjam Island	1,740	13,370	60,496	2,210	5,682
Sumatra	52,500	45,450	25,687	2,20,366	12,76,230
Java	19,63,87,720	15,61,83,040	23,71,10,672	12,88,74,724	14,03,11,568
Borneo (Dutch)	1,80,17,010	1,41,89,410	64,18,796	59,18,514	1,07,36,816
Celebes and other Islands	1,62,320	..	1,21,030	2,000	4,27,154
Dutch New Guinea	..	50
Siam	82,37,830	60,70,650	58,97,741	33,95,023	23,49,785
Indo-China (including Cochin-China, Cambodia, Annam, Tonkin and French leased territories in China)	4,52,520	39,250	75,609	98,075	3,25,603
Philippine Islands and Guam	11,40,810	11,25,630	10,25,417	6,04,646	7,80,978
Formosa	1,872
China (exclusive of Hongkong and Macao)	3,83,34,070	3,03,42,800	2,59,80,850	2,87,24,422	3,35,67,471
Korea	304	..
Japan	19,15,26,350	26,48,00,800	13,67,96,180	14,42,23,308	13,81,83,426
Africa—					
Egypt †					
Tunis	..	1,81,140	52,04,260
Algeria	1,019	80	50
Canary Islands	4,610	7,700
Portuguese West Africa	21
Portuguese East Africa	15,79,330	19,40,160	1,10,83,942	20,06,721	46,69,683
Madagascar	34,610	37,270	59,212	8,776	19,419
Reunion	3,840
German East Africa*	3,73,260	7,80,360	—	—	..
Italian East Africa (Somaliland and Eritrea)	25,93,750	20,03,060	13,55,704	22,10,985	18,72,691
French Somaliland	3,120	20	1,250	6	..
America—					
United States of America—					
<i> </i> <i> </i> <i> </i> <i> </i> <i> </i> <i> </i> Atlantic Coast	23,19,10,670	33,48,95,630	20,13,04,507	12,65,55,486	11,86,41,630
<i> </i> <i> </i> <i> </i> <i> </i> <i> </i> <i> </i> Pacific	2,07,83,220	1,80,83,450	1,47,80,275	22,41,955	90,92,983
Cuba	16,530	..	6,605	6,495	7,043
French West India (including St. Pierre and Miquillon)	5	..
Dutch West Indies	1,219	3,324
Mexico	18
Columbia	130	120	179
Dutch Guiana
Brazil	3,986	10,750	..
Uruguay	19,425
Argentine Republic (including the Atlantic Coast of Patagonia)	1,004
Chile (including the Pacific Coast of Patagonia)	2,690	1,460	582	..	631
Ecuador	4,57,720
Hawaii	..	110	928	1,476	20
TOTAL FOREIGN COUNTRIES	82,51,68,950	114,01,73,110	88,98,40,930	76,38,24,923	80,60,10,564
TOTAL IMPORTS	207,97,23,940	386,59,88,410	286,34,63,422	232,70,76,893	227,61,13,390

*Shown as "Tanzanyika Territory" under the British Empire from 1921-22.
 †Shown as a Foreign Country from 1923-24.

No. 8

VALUE of EXPORTS of INDIAN MERCHANDISE (exclusive of GOVERNMENT STORES) to PRINCIPAL COUNTRIES from BRITISH INDIA.

COUNTRIES	1919-20	1920-21	1921-22	1922-23	1923-24
	₹	₹	₹	₹	₹
UNITED KINGDOM	94,77,78,620	52,97,14,190	46,02,24,591	65,01,43,090	86,44,84,222
BRITISH POSSESSIONS—					
Europe—					
Channel Islands					263
Gibraltar	3,45,100	90,390	2,15,668	1,87,713	89,466
Malta and Gozo		5,000	16,908	78,767	37,644
Cyprus	1,31,030	5,46,040	3,08,686	3,36,067	2,01,595
Asia—					
Palestine			43,117	64,067	69,409
Aden and Dependencies	1,98,99,020	2,29,03,950	1,57,00,459	1,57,87,707	1,30,14,333
Mesopotamia *			2,81,66,252	2,30,80,361	2,13,72,432
Bahrein Islands	82,98,180	1,16,90,310	1,05,42,753	1,30,45,791	80,18,571
Maldives	9,98,310	7,89,820	7,14,583	6,01,665	5,10,069
Ceylon	10,79,29,480	11,38,54,110	11,56,63,885	12,24,39,835	12,64,89,288
Straits Settlements (including Labuan)	7,25,28,330	8,71,11,610	7,43,83,359	7,52,21,256	8,29,54,101
Federated Malay States	24,13,480	86,62,910	17,90,880	55,93,095	55,39,311
British Borneo	3,68,990	4,81,370	3,21,347	6,57,500	8,16,935
Territory of Papua	350	230			
Hong'kong	8,71,47,720	7,12,76,780	6,30,46,666	6,62,66,815	4,45,90,803
Africa—					
Egypt †	3,17,09,680	3,24,95,480	2,04,06,552	3,65,97,896	
Gold Coast (including Br. Togoland)		2,320	2,771	5,243	18,355
Northern Nigeria (including Br. Cameroons)			41		7,602
Protectorate of South-West Africa				5,526	8,904
Cape of Good Hope	31,38,200	49,90,260	43,63,106	65,18,460	60,23,060
Natal	97,88,650	1,13,09,660	1,40,52,281	1,60,08,508	1,38,76,271
Transvaal	13,93,100	17,20,440	8,17,772	2,58,485	4,16,753
Rhodesia	3,62,970	6,50,180	2,65,001	2,27,874	2,78,360
Zanzibar and Pemba	44,90,480	47,21,610	53,16,166	67,89,973	71,43,624
Kenya Colony	86,26,480	97,26,840	66,65,711	88,63,768	84,76,504
Tanganyika Territory			20,91,494	21,22,846	22,09,881
Uganda Protectorate			8,450	1,776	
Nyasaland Protectorate				752	1,702
Somáland Protectorate	7,40,110	3,37,900	7,02,618	4,09,746	2,97,013
Anglo-Egyptian Sudan			32,70,927	29,08,567	21,78,004
Mauritius and Dependencies	1,27,19,430	1,77,13,020	1,98,40,953	2,26,13,201	1,09,19,311
Seychelles	6,43,550	6,03,370	6,65,667	8,44,166	7,85,268
America—					
Canada—					
Via Atlantic Coast	1,58,21,950	1,16,36,460	1,21,11,000	1,95,24,023	1,93,50,663
" Pacific "	11,06,590	16,83,850	25,89,476	23,76,226	42,00,509
Newfoundland and Coast of Labrador			700	321	
Bermudas					2,200
British West India Islands	9,69,250	40,20,680	13,38,052	43,09,161	57,74,704
British Honduras				42,455	
British Guiana	2,05,110	4,46,090	3,10,357	7,44,136	7,22,826
Australasia and Oceania—					
Western Australia	36,51,350	41,96,340	30,17,142	40,46,002	50,72,883
South Australia (including Northern Territory)	42,25,100	90,82,720	53,56,676	75,09,698	90,24,416
Victoria	1,11,56,360	2,35,44,030	1,48,52,223	1,77,46,484	1,76,50,235
Tasmania	3,290	12,040	10,528	35,062	24,733
New South Wales	1,46,66,430	2,55,72,640	1,55,69,413	2,29,91,843	2,41,55,951
Queensland	2,34,540	4,50,110	13,29,900	20,06,847	11,98,239
<i>Australian Commonwealth (Total)</i>	<i>3,39,37,070</i>	<i>6,28,58,480</i>	<i>4,01,29,942</i>	<i>6,43,37,436</i>	<i>6,71,26,507</i>
New Zealand (including Nauru and Br. Samoa)	99,22,020	85,77,860	52,39,139	62,47,708	87,63,325
Fiji Islands	5,11,870	9,06,250	6,73,827	5,89,340	4,34,191
TOTAL BRITISH POSSESSIONS	43,21,74,590	49,16,23,770	45,23,39,714	51,50,69,237	46,09,71,947
TOTAL BRITISH EMPIRE	137,99,53,210	102,13,42,960	91,25,64,305	117,42,13,277	132,54,56,269

* Included in Turkey, Asiatic, prior to 1921-22.
† Shown as a Foreign Country from 1923-24.

ABSTRACT TABLES
EXPORTS TO PRINCIPAL COUNTRIES

(24)

INDIAN MERCHANDISE

No. 8—continued.

VALUE of EXPORTS of INDIAN MERCHANDISE (exclusive of GOVERNMENT STORES) to PRINCIPAL COUNTRIES from BRITISH INDIA—continued.

COUNTRIES	1919-20	1920-21	1921-22	1922-23	1923-24
	R	R	R	R	R
FOREIGN COUNTRIES—					
Europe—					
Russia—					
Northern Russia	..	1,880	35,417	90,000	26,287
Southern Russia	11,270	9,000	..
Finland	3,40,367	5,40,289	12,80,709
Sweden	33,86,640	27,06,360	28,03,755	24,53,232	28,15,433
Norway	24,14,620	62,28,030	24,67,188	38,12,354	38,13,208
Denmark	2,65,950	6,48,810	4,02,278	15,70,782	13,57,478
Poland (including Dantsig)	1,20,000
Germany	1,38,68,550	8,80,00,330	16,27,77,448	22,50,29,798	24,94,78,445
Netherlands	1,63,49,230	1,27,51,390	2,71,31,693	4,02,94,653	5,86,91,144
Belgium	9,45,54,170	12,65,10,180	8,00,31,690	11,30,05,740	13,79,57,594
France	16,64,50,960	9,47,02,000	6,82,69,723	15,39,16,716	19,85,27,106
Spain	2,35,69,270	2,75,75,570	1,81,05,183	3,14,25,661	3,77,69,340
Portugal	50,000	15,10,020	3,58,610	19,10,438	10,19,817
Switzerland	62,95,450	25,53,370	93,750	1,49,427	95,331
Italy	9,30,15,200	6,67,40,260	5,83,78,483	10,15,26,499	21,69,20,208
Fiume	—	—	..	6,60,000	22,01,136
Austria	83,54,841	1,25,63,267	1,52,44,602
Hungary	35,70,060	65,02,280	..	300	..
Czechoslovakia	—	—	..	225	1,22,957
Bulgaria	..	7,640	74,474	1,22,727	4,75,499
Roumania	15,54,380	21,17,920	6,02,745	2,21,393	67,914
Greece	1,03,10,550	30,43,560	38,67,449	38,68,660	62,59,616
Serbia	..	54,080	—	—	—
Serb-Croat Slovene State	—	—	23,634	27,684	5,628
Turkey, European	31,65,470	14,72,510	20,19,576	14,18,646	26,96,071
Asia—					
Turkey, Asiatic	18,76,022	5,47,006	7,33,867
Levant and Black Sea	58,46,090	22,19,900	—	—	—
Red Sea	1,00,77,220	1,30,55,360	—	—	—
Persian Gulf	3,62,12,590	2,84,83,970	—	—	—
Syria	—	—	15,39,784	24,27,219	34,70,103
Armenia	—	—	11,645	1,69,985	5,80,919
Smyna	—	—	7,87,544	3,30,083	3,10,292
Mascat Territory and Trucial Oman	68,90,990	76,08,910	95,55,592	1,09,51,370	95,88,696
Other Native States in Arabia	65,84,180	85,06,399	1,58,49,157	1,79,17,917	1,36,30,765
Persia	2,65,13,800	2,00,13,760	2,17,42,626	2,23,17,254	2,06,77,095
Henzam Island	10,270	22,260	55,750	39,883	88,917
Sumatra	14,87,310	19,72,950	52,26,351	1,05,90,859	85,31,944
Java	1,95,59,510	2,00,56,870	3,97,00,268	2,93,10,657	3,58,19,386
Borneo (Dutch)	1,49,990	5,63,960	6,65,488	20,21,402	9,92,754
Celebes and other Islands	5,67,390	5,15,580	3,25,025	7,69,993	6,82,481
Siam	1,18,76,920	99,72,480	1,62,18,596	1,47,33,337	1,71,44,295
Indo-China (including Cochin-China, Cambodia, Annam, Tonkin and French leased territories in China)	1,08,84,310	1,44,08,370	2,21,86,076	1,86,90,864	2,38,73,777
Philippine Islands and Guam	30,90,570	32,57,910	21,16,072	33,87,982	28,51,400
Macao	..	12,96,550	..	26,19,800	11,24,068
Formosa	9,02,790	2,46,260	62,235	3,15,393	4,46,367
China (exclusive of Hongkong and Macao)	10,82,13,530	8,36,43,870	11,07,17,017	13,63,51,078	10,52,81,496
Korea	180	..	1,88,105	1,043	3,71,400
Japan	46,26,63,360	24,15,96,700	38,08,99,994	40,19,00,342	50,16,43,249
Africa—					
Egypt *	2,82,16,743
Tripoli	13,000	200	90,250	4,537	31,906
Tunis	4,860	2,550	25,938	67,240	76,589
Algeria	10	2,11,270	..	2,78,572	..
Morocco	4,63,700	17,24,010	10,62,307	8,45,166	10,94,582
French West Africa	5,260	1,290	5,445

ABSTRACT TABLES
EXPORTS TO PRINCIPAL COUNTRIES
INDIAN MERCHANDISE

No. 8—concluded

VALUE of EXPORTS of INDIAN MERCHANDISE (exclusive of GOVERNMENT STORES) to PRINCIPAL COUNTRIES from BRITISH INDIA—concluded.

COUNTRIES	1919-20	1920-21	1921-22	1922-23	1923-24
	R	R	R	R	R
FOREIGN COUNTRIES—continued					
Africa—continued					
Congo States	3,250	..	1,600	1,225	80,687
Portuguese West Africa	120	..	90	11,340	...
Portuguese East Africa	32,28,850	54,32,200	60,42,622	82,65,056	80,25,064
Madagascar	2,69,090	8,46,410	70,878	3,23,906	14,26,278
Réunion	1,13,200	3,09,350	9,186	59,848	28,603
German East Africa*	12,58,600	23,81,200	—	—	—
French East Africa	160	..	5,576	..	825
Italian East Africa (Somaliland and Eritrea)	9,29,610	14,24,060	6,08,086	10,14,055	11,56,835
French Somaliland	4,79,910	1,61,960	75,266	42,433	1,17,957
Abyssinia	590	2,15,280	1,20,000	...
America—					
United States of America—					
Via Atlantic Coast	43,71,92,040	27,54,47,320	22,69,12,867	31,93,90,312	30,81,06,242
" Pacific "	4,90,19,830	7,19,68,520	2,21,37,548	2,38,86,301	2,64,61,284
Cuba	1,95,66,170	1,77,94,350	1,04,12,931	4,00,94,707	2,73,84,830
Hayti and St. Domingo	28,000	2,69,450	4,10,780	9,99,309	11,99,565
Porto Rico	10,31,870	3,72,720	10,95,249	12,35,406	13,97,000
French West Indies	36,900	1,18,470	50,127	11,24,134	6,31,809
Virgin Islands of the United States	15,048
Mexico	1,16,250	19,540	2,92,274	1,42,753	4,23,368
San Salvador	1,47,980	98,320	4,84,387	2,29,709
Costa Rica	10,710	..	11,618	10,016
Nicaragua	13,820	..	28,886	31,108	45,899
Honduras	11,510	22,908
Colombia	1,98,210	42,500	18,000	21,168	..
Panama	4,210	87,277	..
Venezuela	22,500	..	32,625
Dutch Guiana	14,050	22,950	37,253	72,051	1,10,904
French Guiana	7,890
Brazil	70,63,350	52,97,260	53,28,060	60,29,332	77,14,507
Paraguay	22,650	..	1,92,340	..
Uruguay	46,48,890	17,71,800	6,90,596	10,26,637	22,36,605
Argentine Republic (including the Atlantic Coast of Patagonia)	6,38,01,550	5,28,69,920	2,43,68,738	3,15,38,065	3,81,20,831
Chile (including the Pacific Coast of Patagonia)	86,71,170	2,13,26,030	20,05,141	37,72,693	1,61,27,052
Peru	15,71,070	32,30,030	13,74,613	24,91,948	28,72,540
Ecuador	2,23,250	2,94,300	3,41,980	3,14,941	8,25,530
Bolivia	50,850	..	42,100	1,28,702	17,337
Guatemala	5,180	18,790	2,600	97,164	1,26,282
Hawaii	87,84,390	34,77,960	13,33,836	83,70,812	33,87,541
Other Islands in the Pacific	3,80,000	..	5,100	16,575	...
TOTAL FOREIGN COUNTRIES:	174,28,36,020	137,87,79,660	140,12,36,582	181,74,06,045	216,29,05,976
TOTAL EXPORTS OF INDIAN MERCHANDISE	312,27,89,230	240,01,22,620	231,38,60,887	299,16,19,822	348,88,61,245

* Shown as "Tanganyika Territory" under the British Empire from 1921-22.

RE-EXPORTS TO PRINCIPAL COUNTRIES

FOREIGN MERCHANDISE

No. 9

VALUE of EXPORTS of FOREIGN MERCHANDISE (exclusive of Government Stores) to PRINCIPAL COUNTRIES from BRITISH INDIA.

COUNTRIES	1919-20	1920-21	1921-22	1922-23	1923-24
	₹	₹	₹	₹	₹
UNITED KINGDOM	8,82,90,100	3,56,05,210	3,25,39,966	4,49,05,350	3,95,48,112
BRITISH POSSESSIONS—					
Europe—					
Gibraltar	1,03,500	31,450	1,21,493	30,333	16,701
Malta and Gozo	7,010	57,187	835	..
Cyprus	20,080	..	14,287	727	..
Asia—					
Palestine	—	—	..	18,427	21,025
Aden and Dependencies	1,23,37,840	1,10,57,700	1,11,98,220	1,03,72,470	60,28,525
Mesopotamia*	—	—	1,71,59,221	1,38,41,027	96,72,082
Bahrein Islands	55,33,590	45,58,540	40,38,015	39,70,978	44,13,844
Maldives	20,110	16,810	26,108	13,297	10,510
Ceylon	45,75,010	49,39,050	74,48,687	76,08,732	52,22,152
Straits Settlements (including Labuan)	32,69,070	38,01,470	24,58,858	58,77,658	22,39,070
Federated Malay States	10,83,740	1,97,850	1,09,633	1,13,294	1,02,717
British Borneo	120	680	..	194	330
Hongkong	38,62,690	20,92,180	34,68,871	22,71,903	20,04,202
Africa—					
Egypt†	50,24,950	54,55,370	18,28,638	10,23,385	—
Cape of Good Hope	44,380	13,320	31,110	65,990	33,523
Natal	2,49,010	4,73,800	34,23,934	8,69,997	5,79,753
Transvaal	10,930	21,180	13,314	10,408	23,099
Rhodesia	350
Zanzibar and Pemba	16,95,290	18,13,490	24,36,982	29,64,330	21,69,050
Kenya Colony	3,51,650	54,93,410	51,09,787	62,66,094	48,07,923
Tanganyika Territory	—	—	9,58,002	15,47,660	12,79,648
Uganda Protectorate	1,600	..
Nyasaland Protectorate	401	1,112
Somaland Protectorate	1,11,630	21,480	1,16,072	23,773	5,844
Anglo-Egyptian Sudan	—	—	26,90,103	19,95,681	14,33,025
Mauritius and Dependencies	5,06,360	11,50,230	5,75,807	10,45,795	5,82,607
Seychelles	2,25,790	1,55,890	1,46,154	1,30,192	2,31,297
America—					
Canada—					
Via Atlantic Coast	52,910	5,745	67,269	7,15,950
" Pacific "	6,260	900	590	2,210	6,512
British West India Islands	2,530	3,750	1,350	5,839	206
British Guiana	2,260	8,630	797	5,031	7,309
Australia—					
Western Australia	6,300	4,520	60,571	1,20,022	36,800
South Australia (including Northern Territory)	1,440	1,590	10,581	3,391	17,215
Victoria	13,330	24,800	1,70,080	1,63,973	1,29,625
Tasmania	3,570	557	6,180	..
New South Wales	39,520	35,340	1,44,185	1,06,038	1,29,745
Queensland	250	4,610	2,825	5,272	13,590
Australian Commonwealth (Total)	60,840	74,430	3,89,400	4,94,376	3,27,035
New Zealand (including Nauru and Br. Samoa)	13,900	50,990	23,591	11,490	18,280
Fiji Islands	2,610	8,280	11,538	11,663	36,54
TOTAL BRITISH POSSESSIONS	4,21,13,420	4,21,00,210	6,38,73,094	6,08,03,717	4,25,90,88
TOTAL BRITISH EMPIRE	8,04,03,520	7,77,05,490	9,64,13,059	10,57,09,067	8,21,38,99

* Included in Turkey, Asiatic, prior to 1921-22.
 † Shown as a Foreign Country from 1923-24.

ABSTRACT TABLES
RE-EXPORTS TO PRINCIPAL COUNTRIES

FOREIGN MERCHANDISE

No. 9—continued.

VALUE of EXPORTS of FOREIGN MERCHANDISE (exclusive of Government Stores) to PRINCIPAL COUNTRIES from BRITISH INDIA—continued.

COUNTRIES	1919-20	1920-21	1921-22	1922-23	1923-24
	R	R	R	R	R
FOREIGN COUNTRIES—					
Europe—					
Russia—					
Pacific Ports	..	1,180
Sweden	..	12,090	2,808	670	26,925
Norway	..	4,800	..	5,294	..
Denmark	7,750	370	16,244	1,940	12,203
Germany	11,200	2,43,090	5,78,001	13,36,709	16,45,303
Netherlands	58,610	11,66,210	1,30,844	5,58,622	8,84,897
Belgium	04,66,050	18,88,500	2,92,213	6,72,300	10,14,206
France	16,35,140	6,75,800	7,55,226	17,50,555	19,40,588
Spain	..	7,33,810	3,15,060	3,14,792	1,40,000
Portugal	4,000	2,800	..
Switzerland	..	17,460	35,540	19,720	6,121
Italy	16,51,500	3,19,580	1,60,092	18,82,070	12,45,422
Austria	1,11,271	64,798	1,38,474
Hungary	92,060	58,530	800
Czechoslovakia	2,565
Roumania	2,38,470	1,500
Serbia	2,72,000
Greece	18,36,130	33,12,710	36,535	17,227	1,71,468
Turkey, European	3,15,350	19,71,820	3,71,912	13,81,933	18,80,152
Asia—					
Turkey, Asiatic	15,254	1,150	1,29,617
Levant and Black Sea	17,51,830	4,66,360
Red Sea	29,05,790	38,80,360
Persian Gulf	3,06,80,360	2,35,03,550
Syria	1,03,711	1,27,069	98,052
Smyrna	20,461	38,164	739
Armenia	7,999
Maskat Territory and Trucial Oman	50,17,970	49,42,470	43,08,101	43,11,072	46,17,980
Other Native States in Arabia	38,01,530	24,72,130	57,90,509	43,44,701	42,28,190
Persia	2,63,65,350	1,95,91,100	1,25,94,715	1,31,36,170	1,10,94,031
Ienjan Island	10,000	35,000	71,361	26,051	58,713
Sumatra	1,58,320	9,04,670	32,999	3,10,916	30,095
Java	4,75,800	15,16,770	17,27,447	9,98,222	8,69,119
Borneo (Dutch)	20	600	125	2,083	400
Celebes and Other Islands	1,380	1,932	680
Siam	3,01,790	2,56,330	4,96,737	2,65,063	3,64,592
Indo-China (including Cochin-China, Cambodia, Annam, Tonkin and French leased territories in China)	12,220	21,430	46,626	4,561	38,312
Philippine Islands and Guam	..	3,170	1,07,884	29,745	12,545
China (exclusive of Hongkong and Macão)	19,22,070	8,45,360	5,71,253	6,28,901	7,98,342
Japan	59,68,390	7,95,430	58,72,851	57,58,164	80,97,832
Africa—					
Egypt*	16,33,562
Tripoli	..	580	1,000
Tunis	8,800	..
Portuguese East Africa	5,73,670	10,31,930	16,58,790	11,01,952	9,93,859
Madagascar	1,19,060	2,25,130	61,316	908	2,481
Réunion	16,830	1,61,170	19,824	4,445	2,190
German East Africa†	4,44,090	6,03,590
Abyssinia	350	..	15,250
Italian East Africa (Somaliland and Eritrea)	12,44,020	4,28,090	7,27,380	12,66,047	6,55,694
French Somaliland	14,03,240	52,090	42,752	14,939	23,979
America—					
United States of America—					
Via Atlantic Coast	16,06,520	3,22,15,560	67,51,991	65,39,237	57,06,158
" Pacific "	4,890	5,450	2,31,634	3,50,268	34,917
Brazil	3,485
Argentine Republic (including the Atlantic Coast of Patagonia)	38,350	24,315	5,902
Chile (including the Pacific Coast of Patagonia)	3,790	2,980	..	195	..
Peru	471	1,135	..
Other Countries	360	100	523	154	1,361
TOTAL FOREIGN COUNTRIES	9,73,76,600	10,38,68,940	4,42,21,066	4,58,64,209	4,86,08,636
TOTAL EXPORTS OF FOREIGN MERCHANDISE	17,77,80,120	18,16,74,430	14,06,34,125	15,16,33,276	13,07,47,631

* Shown as a Foreign country from 1923-24.

IMPORTS

No. 10

TOTAL IMPORTS of ARTICLES of BRITISH and FOREIGN MERCHANDISE

ARTICLES	QUANTITY					VALUE				
	1919-20	1920-21	1921-22	1922-23	1923-24	1919-20	1920-21	1921-22	1922-23	1923-24
Animals, living—						Rs	Rs	Rs	Rs	Rs
Horses No.	1,530	3,095	1,956	3,126	2,513	15,38,280	37,81,350	19,08,060	24,53,585	17,08,104
Other kinds "	1,954	1,927	2,023	1,364	2,321	86,760	1,33,040	1,43,109	1,20,048	1,88,790
Total Animals, living "	3,484	5,022	3,979	4,490	5,034	16,25,040	39,14,390	21,41,169	25,82,633	19,86,893
Apparel (excluding hosiery and boots and shoes)—										
Apparel (including drapery, uniforms, accoutrements) value	—	—	—	—	—	1,19,47,990	1,82,46,920	59,71,402	54,34,566	62,28,719
Gold and silver thread* "	—	—	—	—	—	16,96,330	72,53,790	22,75,860	24,48,785	27,80,406
Hats, caps, bonnets, and hatter's ware "	—	—	—	—	—	12,43,560	42,63,780	14,48,742	14,03,188	21,68,440
Jametta Lbs.	81,044	245,811	201,098	232,437	473,085	2,97,450	11,82,180	7,25,635	6,86,623	13,12,226
second-hand clothing . value	—	—	—	—	—	5,89,830	14,79,970	5,84,712	7,46,685	14,59,226
water-proofed clothing "	—	—	—	—	—	1,07,350	1,81,350	2,56,020	1,93,450	1,75,800
Total Apparel, etc. "	—	—	—	—	—	1,58,82,510	3,26,28,490	1,12,62,371	1,00,13,297	1,41,24,886
Arms, Ammunition, and Military stores—										
Cartridge cases—										
Filled No.	13,999,488	12,688,235	10,261,403	12,308,047	14,633,662	10,83,390	13,52,220	11,62,714	12,14,383	13,03,339
Empty "	3,341,497	2,614,810	2,442,125	2,269,903	2,542,806	1,12,850	1,39,330	1,42,988	91,104	96,305
Explosives—										
Ammonal Lbs.
Blasting fuse { Lbs. & No. of coils	179,602	342,872	378,887	344,338	424,215	1,93,970	3,24,380	5,88,015	4,51,232	4,55,881
Blasting gelatine Lbs.	599,350	774,500	1,169,300	1,122,300	1,337,100					
Dynamite "	480,800	450,000	207,000	485,100	649,650	3,26,730	3,26,650	2,09,250	4,56,234	6,52,407
Gelatine dynamite "	262,350	430,000	435,500	307,500	276,250	1,46,860	3,44,910	3,31,717	2,78,518	2,35,225
Other Nitro-compound explosives "	252,500	234,425	460,562	486,500	516,225	1,73,690	2,87,350	4,20,743	5,24,150	4,92,113
Other Nitro-compound explosives "	183,301	205,803	1,06,380	1,80,310
Detonators No.	3,629,345	3,234,642	3,549,178	3,495,577	3,710,382	54,060	94,910	1,25,675	93,976	1,10,042
Others Lbs.	149,231	195,355	191,875	170,275	266,960	1,25,910	1,33,980	1,45,534	1,18,721	1,60,219
Firearms, and parts thereof value	—	—	—	—	—	9,12,770	23,56,700	30,86,546	21,86,869	22,86,776
Gunpowder—										
Black Lbs.	44,985	75,300	64,935	97,433	116,776	52,370	1,27,590	1,14,220	1,30,030	1,10,407
Smokeless "	25,035	13,450	10,785	24,860	12,973	38,440	36,020	46,451	62,221	49,112
Others "	41,825	44,800	13,126	26,650	9,950	39,410	70,490	13,592	32,302	8,690
Other sorts value	—	—	—	—	—	3,44,240	6,20,290	5,73,221	6,43,030	4,73,024
Total Arms, Ammunition, and Military stores "	—	—	—	—	—	37,11,070	63,95,630	70,10,666	62,82,839	64,63,449
Art, works of (other than pictures) "	—	—	—	—	—	4,48,770	6,72,500	12,42,734	4,36,855	8,36,588
Asbestos—										
Raw Cwts.	39	3	6	..	126	4,530	710	820	..	3,153
Manufactures—										
Asbestos packing (a) . value	—	—	—	—	—	—	7,71,450	4,31,484	4,70,434	4,76,010
Other manufactures "	—	—	—	—	—	3,02,040	10,97,590	7,98,480	7,06,064	7,01,534
Total Asbestos "	—	—	—	—	—	3,03,570	18,69,750	12,30,764	11,85,498	11,80,697
Baskets and Basket-ware "	—	—	—	—	—	36,990	72,880	27,913	31,580	20,821
Belting for machinery—										
Of cotton "	—	—	—	—	—	14,03,400	37,23,060	20,32,656	13,97,372	15,20,937
Of leather "	—	—	—	—	—	21,12,820	64,04,450	53,02,170	41,42,996	43,64,622
Of other materials (including coal) "	—	—	—	—	—	18,01,750	44,81,210	27,53,272	27,70,238	29,27,827
Total Belting for machinery "	—	—	—	—	—	54,08,080	1,46,09,620	1,00,88,098	83,10,606	88,12,486

* Inclusive of imports by postal packets referred to Collectors of Customs for assessment with effect from 1922-23.
(a) Separately recorded from 1920-21.

No. 10—continued.

TOTAL IMPORTS of ARTICLES of BRITISH and FOREIGN MERCHANDISE—continued.

ARTICLES	QUANTITY					VALUE				
	1919-20	1920-21	1921-22	1922-23	1923-24	1919-20	1920-21	1921-22	1922-23	1923-24
Bobbins value	—	—	—	—	—	R	R	R	R	R
						38,79,920	61,87,570	1,19,88,365	57,64,448	50,53,960
Books, printed and printed matter (not being stationery), including maps and charts . Cwts.	20,085	27,310	22,805	19,363	22,269	42,35,360	65,99,990	54,47,735	50,07,931	51,42,310
Boots and Shoes—										
Of leather Pairs	385,116	660,481	93,945	123,008	192,261	31,03,270	93,30,980	12,24,888	11,04,522	15,25,560
Of other materials "	283,476	410,548	77,967	202,311	530,845	5,84,820	12,52,280	3,16,667	6,96,471	10,10,010
Total Boots and Shoes "	668,592	1,071,029	171,912	385,319	723,106	37,78,090	1,05,83,260	15,41,555	18,00,993	25,44,600
Bristles and Fibre for brushes and brooms—										
Bristles Cwts.	37	135	92	5	34	14,520	16,790	7,330	6,500	12,400
Fibre "	628	104	166	169	523	89,710	31,090	8,588	8,826	12,300
Total Bristles and Fibre for brushes and brooms "	665	239	258	174	557	54,230	47,880	15,918	15,326	24,700
Brushes and Brooms—										
Brushes—										
Paint and Varnish brushes . doz.	13,029	31,745	19,316	50,445	61,329	1,06,440	4,16,260	3,18,285	3,04,052	3,78,600
Toilet brushes "	206,749	100,293	12,550	78,807	69,297	3,69,080	5,42,740	60,861	1,40,205	2,58,100
Other brushes "	84,778	81,869	35,081	70,452	102,468	4,39,720	7,30,840	3,17,310	4,56,108	4,52,000
Brooms "	73,405	72,774	106,484	111,700	123,089	44,720	41,950	35,626	39,755	39,500
Total Brushes and Brooms "	377,956	286,681	173,431	311,404	354,074	9,59,960	17,31,790	7,27,082	10,39,120	11,27,100
Building and Engineering materials, other than of iron, steel, or wood—										
Asphalt Tons	2,932	6,725	5,361	6,959	7,262	4,15,760	9,02,270	9,43,705	9,71,447	11,21,000
Bricks—										
Bricks other than firebricks . No.	117,372	869,019	284,305	482,395	31,827	25,260	2,23,690	1,25,829	1,40,111	28,000
Firebricks "	1,094,588	3,428,979	2,980,033	2,236,478	1,763,225	2,24,780	10,12,760	11,53,946	7,29,772	4,99,000
Cement—										
Portland Tons	77,230	127,430	119,593	133,268	112,458	78,02,270	1,34,95,550	1,32,98,300	1,93,53,146	72,98,000
Boiler covering "	6	79	47	36	70	2,350	20,830	26,740	10,005	6,000
Other kinds "	14,570	3,822	5,087	811	699	14,55,750	4,27,070	5,45,895	2,03,604	1,63,000
Total Cement "	91,805	130,721	124,727	134,115	113,127	92,60,370	1,39,43,450	1,38,69,935	1,05,66,755	74,71,000
Chalk and lime, excluding French chalk . Cwts.	51,239	20,067	27,547	35,225	27,512	1,02,860	51,630	66,066	83,060	62,000
Clay "	54,472	61,471	51,407	43,745	44,516	1,36,120	2,38,050	2,32,788	1,59,017	1,40,000
Tiles No.	9,767,414	29,250,880	14,969,011	18,055,659	15,968,893	16,09,800	59,57,780	27,60,812	26,79,728	21,45,000
Other kinds Cwts.	255,455	173,649	61,086	181,137	92,941	7,19,980	19,95,520	7,43,483	8,57,194	10,08,000
Total Building and Engineering materials, etc. value	—	—	—	—	—	31,23,94,930	2,25,25,150	1,98,96,564	1,61,87,084	1,24,77,000
Buttons of all sorts—										
Metal "	—	—	—	—	—	3,28,750	4,70,010	2,62,772	4,99,136	6,80,000
Other sorts "	—	—	—	—	—	15,26,020	29,71,520	24,62,035	24,49,767	20,25,000
Total Buttons of all sorts "	—	—	—	—	—	18,54,770	34,41,530	27,24,807	29,48,903	27,05,000
Candles of all kinds Lbs.	658,114	1,330,087	284,996	476,330	313,032	3,91,310	7,22,260	1,30,849	2,53,575	2,45,000
Canes and Rattans Cwts.	47,029	50,930	54,728	46,139	40,123	5,37,620	6,66,180	8,00,811	6,70,267	5,00,000
Chalk, French "	309	1,149	1,499	1,330	2,614	4,650	17,070	20,150	15,707	22,000
Chemicals and chemical preparations (excluding chemical manures and medicines)—										
Acids—										
Acetic (pyroligneous acid) "	1,712	2,341	1,083	1,276	2,268	1,36,160	2,08,440	71,322	70,852	1,24,000
Carbolic "	498	862	457	830	592	22,080	43,000	26,584	46,059	34,000
Citric (a) "	—	373	63	318	432	—	1,30,330	17,146	55,450	52,000

(a) Separately recorded from 1920-21.

ABSTRACT TABLES

(30)

IMPORTS

No. 10—continued.

TOTAL IMPORTS of ARTICLES of BRITISH and FOREIGN MERCHANDISE—continued.

ARTICLES	QUANTITY					VALUE				
	1910-20	1920-21	1921-22	1922-23	1923-24	1919-20	1920-21	1921-22	1922-23	1923-24
						₹	₹	₹	₹	₹
Chemicals and chemical preparations (excluding chemical manures and medicines)—continued.										
Acids—continued.										
Nitric Cwts.	1,178	2,743	770	236	432	69,420	1,84,280	59,515	16,316	24,626
Oxalic "	140	420	1,351	1,502	1,009	13,480	62,370	77,617	72,327	34,854
Sulphuric "	4,729	7,951	4,561	793	3,684	1,06,070	2,79,500	1,54,640	26,379	52,411
Tartaric "	1,713	1,646	852	1,792	1,599	3,29,070	3,35,410	1,13,965	1,87,566	1,50,480
Other sorts "	2,437	3,235	707	1,041	1,296	1,87,430	2,18,190	59,691	82,956	84,940
Total Acids "	12,997	19,571	9,853	7,788	11,312	8,65,210	14,61,570	5,80,460	5,58,405	5,58,006
Alum "	64,119	72,293	53,104	70,599	72,776	6,97,060	9,37,890	7,08,917	7,95,479	6,89,448
Aluminous sulphates "	64,013	101,961	51,932	47,745	71,038	4,33,670	8,43,420	4,53,873	3,68,616	4,86,013
Ammonia and salts thereof—										
Anhydrous "	1,918	1,031	2,206	1,124	1,426	2,17,150	1,60,840	3,65,476	2,11,060	2,12,977
Others "	19,969	17,124	8,112	16,704	17,362	9,41,980	8,56,390	3,80,808	7,37,198	6,80,964
Total Ammonia and salts thereof "	21,587	18,155	10,318	17,828	18,788	11,59,130	10,17,230	7,46,284	9,48,258	8,93,941
Arsenic and its oxides "	2,616	1,451	1,229	1,206	1,337	1,17,210	75,330	82,735	88,745	1,16,040
Bleaching materials—										
Bleaching powder (calcium hypochlorate, chloride of lime) "	96,169	162,162	83,098	51,116	62,291	12,95,710	36,24,860	15,53,981	6,61,066	7,07,233
Other sorts "	1,170	1,663	1,158	957	361	29,860	40,110	22,327	19,262	7,171
Total Bleaching materials "	97,339	163,825	84,256	52,073	62,652	13,25,570	36,64,970	15,76,308	6,80,328	7,14,404
Carbide of calcium "	7,554	17,500	11,692	24,600	23,717	1,71,130	2,37,620	2,95,203	5,13,806	5,03,063
Copperas (ferrous sulphate) "	30,610	24,336	8,669	17,146	17,224	2,10,950	1,17,870	47,992	82,006	68,500
Copper Sulphate "	11,834	8,185	2,795	9,713	11,134	3,38,460	2,11,170	73,008	2,37,894	2,27,949
Disinfectants—										
Naphthalene "	3,596	3,367	5,230	4,422	3,341	92,280	1,05,920	1,35,065	81,942	64,573
Others "	24,304	21,469	11,033	20,656	17,730	6,75,770	7,61,430	5,18,662	7,60,710	5,80,682
Total Disinfectants "	27,900	24,836	16,313	25,078	21,071	7,68,050	8,67,350	6,53,727	8,48,652	6,45,255
Glycerine (a) "	—	1,942	911	2,728	3,003	—	1,55,810	89,231	2,03,395	1,94,090
Lead compounds—										
Acetate "	3,347	4,060	3,020	3,258	6,748	1,30,610	2,12,120	1,00,506	95,560	2,51,617
Litharge "	1,885	734	1,259	663	1,266	27,370	31,660	40,514	17,765	37,828
Others "	211	310	1,058	409	291	7,410	12,810	39,743	15,875	11,212
Magnesium compounds—										
Chloride "	16,965	58,577	46,612	60,545	76,506	2,27,400	8,39,210	4,49,680	3,58,685	2,30,113
Sulphate (a) "	—	9,206	8,792	43,869	37,233	—	1,02,060	77,478	2,03,440	1,23,287
Others "	4,794	212	181	73	445	48,450	7,000	14,405	4,613	19,514
Potassium compounds—										
Bichromate (a) "	—	2,378	3,566	4,675	5,495	—	3,22,800	2,24,820	2,13,828	2,01,503
Chlorate (a) "	—	2,080	3,226	4,718	7,680	—	97,450	1,06,085	1,24,519	1,70,524
Cyanide of potassium "	67	131	12	9	38	12,660	41,040	3,885	2,540	3,039
Saltpetre (potassium nitrate) "	45	66	85	48	21	2,880	3,190	2,069	1,948	1,228
Other sorts "	3,921	1,343	1,751	1,775	1,547	2,98,030	2,96,260	2,83,384	2,32,981	1,91,598
Total Potassium compounds "	4,033	5,098	8,590	11,225	14,781	3,13,570	7,50,740	6,25,243	5,76,825	5,67,892

(a) Separately recorded from 1920-21.

No. 10—continued.

TOTAL IMPORTS of ARTICLES of BRITISH and FOREIGN MERCHANDISE—continued.

ARTICLES	QUANTITY					VALUE				
	1919-20	1920-21	1921-22	1922-23	1923-24	1919-20	1920-21	1921-22	1922-23	1923-24
Chemicals and chemical preparations (excluding chemical manures and medicines)— continued.						£	£	£	£	£
Soda compounds—										
Bicarbonate of soda (sodium bicarbonate) Cwts.	85,817	86,196	108,345	93,651	105,463	6,90,740	7,50,020	11,10,000	9,40,082	9,73,025
Dichromate of soda ..	6,550	7,550	14,184	7,566	7,068	1,85,980	8,01,800	7,58,107	2,29,184	2,02,351
Borax (including boracic acid) ..	3,453	12,157	4,525	11,849	11,844	92,600	3,76,360	1,65,621	3,44,758	2,84,086
Caustic soda (sodium hydroxide) ..	101,989	83,951	67,136	111,047	102,245	16,21,890	16,54,770	13,36,263	20,85,284	16,05,744
Chromate of soda ..	1,487	120	19,750	3,084
Cyanide of sodium ..	2,201	4,660	5,039	6,123	6,558	1,63,200	3,38,440	4,98,660	5,30,820	4,32,057
Soda sulphide ..	2,332	19,861	14,808	17,214	19,982	41,260	7,05,450	3,23,151	2,91,008	2,58,605
Sodium carbonate (soda ash and soda crystals) ..	479,625	666,084	660,289	669,843	789,988	25,32,570	41,19,100	39,19,842	46,09,780	51,01,546
Sodium Silicate (a) ..	—	15,753	12,741	19,630	18,172	—	1,70,680	1,88,806	2,46,144	1,91,681
Other sorts ..	25,266	18,562	64,906	6,725	12,296	3,74,380	5,62,570	3,78,618	1,76,011	3,62,085
Total Soda compounds ..	708,520	914,724	871,973	944,548	1,073,716	57,72,460	94,79,100	86,69,977	93,68,980	95,65,064
Sulphur (Brimstone) ..	144,632	211,841	125,635	180,524	250,279	15,75,320	22,48,980	11,36,693	12,03,200	13,15,767
Zinc Compounds—										
Chloride ..	8,197	19,788	18,774	18,371	25,099	1,82,190	5,62,530	5,16,702	3,80,636	5,01,845
Others ..	258	524	570	266	319	12,060	37,970	19,638	8,011	9,080
Other sorts of chemicals .. value	—	—	—	—	—	17,21,780	26,88,800	20,84,311	20,10,778	27,36,270
Total Chemicals and Chemical preparations, etc. ..	—	—	—	—	—	1,61,05,050	2,66,14,200	1,90,87,633	2,01,69,541	2,04,74,317
China clay .. Cwts.	173,307	445,712	297,908	302,883	362,111	2,83,680	27,53,780	21,55,176	15,88,182	15,89,985
Chinese and Japanese ware (including lacquered-ware, but excluding earthenware and porcelain) .. value	—	—	—	—	—	2,19,550	2,02,680	80,048	94,169	92,185
Clocks and Watches and parts thereof—										
Clocks and time-pieces No.	114,596	151,728	87,804	164,387	224,771	5,37,270	15,30,920	10,59,417	9,31,446	11,82,277
Watches ..	118,882	347,168	129,886	42,796	106,056	7,65,440	30,89,210	15,49,359	4,14,870	3,81,428
Parts of clocks and watches .. value	—	—	—	—	—	1,09,870	1,71,790	90,687	78,981	87,393
Total Clocks and Watches, etc. ..	—	—	—	—	—	14,62,580	47,91,890	26,99,463	14,25,297	16,51,098
Coal, Coke, and Patent fuel—										
Coal .. Tons	38,180	85,993	1,459,282	881,810	591,968	11,96,490	29,17,970	5,78,01,678	3,98,92,733	1,65,85,004
Coke ..	1,242	1,003	11,804	27,077	22,332	87,370	1,18,870	7,00,562	13,54,075	10,84,999
Patent fuel ..	30	..	11	..	8	1,720	..	2,592	182	274
Total Coal, Coke, and Patent fuel ..	39,452	86,996	1,501,187	908,887	614,308	12,85,580	30,36,840	5,85,04,742	3,22,46,990	1,76,80,271
Coffee, other than roasted or ground .. Cwts.	36,265	39,907	35,050	49,479	38,240	18,30,090	14,39,210	13,78,775	21,74,849	16,17,488
Coir—										
Unmanufactured .. Tons	801	148	709	275	1,126	1,58,410	19,240	18,580	27,325	47,274
Manufactured (excluding rope and belting) ..	125	773	418	300	146	28,500	1,15,840	1,66,548	1,58,538	31,026
Total Coir ..	926	921	1,127	575	1,272	1,86,910	1,35,080	1,85,128	1,85,863	78,300
Coral .. Lbs.	55,898	22,492	3,490	14,549	27,128	58,240	39,410	20,597	29,309	22,446
Cordage and Rope of vegetable fibre (excluding jute and cotton) Cwts.	20,213	16,675	18,767	11,826	11,045	15,98,240	16,37,790	10,82,589	7,50,321	7,50,936
Cork manufactures ..	4,842	4,356	2,130	2,472	3,765	4,81,810	5,97,660	3,36,065	3,62,069	3,59,955
Cutlery—										
Pruning knives .. value	—	—	—	—	—	1,58,670	1,50,410	1,03,441	1,75,538	1,61,623
Other kinds ..	—	—	—	—	—	32,31,440	53,69,990	15,76,854	21,39,395	21,52,402
Total Cutlery ..	—	—	—	—	—	33,90,110	55,20,400	16,82,295	23,14,933	23,14,025
Drugs and Medicines (excluding chemicals and narcotics)—										
Aloes .. Cwts.	771	2,637	510	1,946	2,096	33,600	89,780	13,030	51,452	41,284
Asafetida ..	3,359	5,868	5,051	6,591	4,209	3,08,460	4,15,660	4,15,880	5,21,506	2,53,900
Belladonna and preparations thereof (a) .. Lbs.	—	411	124	135	513	—	2,190	712	495	1,586

(a) Separately recorded from 1920-21.

ABSTRACT TABLES
IMPORTS

No. 10—continued.

TOTAL IMPORTS of ARTICLES of BRITISH and FOREIGN MERCHANDISE—continued.

ARTICLES	QUANTITY					VALUE				
	1910-20	1920-21	1921-22	1922-23	1923-24	1910-20	1920-21	1921-22	1922-23	1923-24
						₹	₹	₹	₹	₹
Drugs and Medicines (excluding chemicals and narcotics)—contd.										
Camphor Lbs.	544,375	550,266	687,964	619,239	1,134,709	24,65,030	25,93,710	21,24,429	17,51,191	34,23,046
Cassia lignea . . Cwts.	49,568	41,198	45,731	69,808	48,158	16,51,860	12,86,390	13,21,323	17,45,000	10,57,623
Cinchona bark . . Lbs.	1,468	2,355	689	299	540	1,470	2,520	724	1,795	850
Cocaine Ounces	1,062	753	741	1,376	600	5,380	15,050	8,899	16,271	7,548
Morphia and preparations of opium and morphia . . . value	—	—	—	—	—	41,960	69,510	49,979	46,106	48,520
Proprietary and patent medicines . . . "	—	—	—	—	—	30,48,800	28,11,780	20,01,116	23,29,350	21,57,890
Quinine salts— Quinine sulphate or bisulphate . . . Lbs.	59,947	76,133	48,248	60,145	74,732	18,35,600	27,63,540	22,40,331	19,32,915	20,90,174
Quinine hydrochloride or dihydrochloride . . "	6,826	9,179	4,123	5,991	7,063	2,86,230	4,54,660	2,50,158	2,73,389	2,96,701
Other sorts . . . "	7,628	8,959	10,609	13,770	13,980	2,10,440	3,23,660	2,74,174	3,05,981	2,50,016
Total Quinine Salts . . "	74,401	94,271	62,980	79,906	95,775	23,32,270	35,41,860	27,64,658	25,12,205	26,36,891
Sarsaparilla and preparations thereof . . . value	—	—	—	—	—	1,00,520	71,740	14,831	51,807	22,326
Storax, including liquid storax (rose melles) . Lbs.	33,958	89,307	30,830	35,836	85,910	84,720	88,940	21,212	15,774	32,545
Other sorts of drugs and medicines . . . value	—	—	—	—	—	82,25,570	1,01,39,140	71,00,427	75,64,819	84,49,150
Total Drugs and Medicines . . "	—	—	—	—	—	1,82,49,640	2,11,28,270	1,58,37,225	1,60,08,551	1,81,32,945
Dyeing and Tanning substances—										
Barks for tanning (a) . Cwts.	—	42,589	24,211	13,994	12,970	—	42,470	1,89,390	1,48,913	91,845
Cochineal "	2,380	3,676	722	1,520	2,842	3,41,070	6,51,270	1,08,410	2,16,473	3,89,365
Catch and gambler . . "	35,254	30,590	40,760	34,312	40,246	12,51,180	9,99,590	11,12,452	9,33,261	10,96,869
Dyes obtained from coal tar— Alizarine Lbs.	2,027,580	3,882,730	5,723,078	5,285,661	5,808,868	22,07,400	78,23,680	74,58,204	43,24,529	47,52,280
Aniline "	4,097,970	6,738,222	6,870,049	8,741,929	10,809,407	1,16,35,650	2,63,10,330	2,17,47,534	2,02,27,184	2,02,55,713
Others "	..	9,335	21,405	92,232	57,392	..	26,680	20,100	1,33,571	95,617
Indigo, synthetic . . Cwts.	127	1,892	1,042	1,285	1,231	28,680	6,72,020	4,78,489	4,82,261	3,82,468
Myrobalan extracts (a) . "	—	..	40	49	127	—	..	600	655	1,614
Saffron Lbs.	97,846	49,790	40,293	40,641	73,750	25,13,700	9,29,200	7,66,289	12,23,000	12,78,304
Other sorts (including lac-dye) . . Cwts.	81,715	26,571	4,335	4,550	32,357	9,16,760	4,39,980	1,75,183	2,00,050	10,09,021
Total Dyeing and Tanning substances . . . value	—	—	—	—	—	1,88,89,430	3,78,86,220	3,20,51,631	2,78,89,957	2,93,53,392
Earthenware and Porcelain—										
Earthenware— Pipes of earthenware . Cwts.	1,413	8,050	21,183	22,002	30,585	8,370	73,980	1,72,321	2,64,494	3,14,376
Sanitary ware (b) . . value	—	—	—	—	—	53,54,340	74,24,610	69,20,653	60,90,246	4,72,192
Other kinds (b) . . . "	—	—	—	—	—	—	—	—	—	42,06,509
Porcelain— Electrical "	—	—	—	—	—	66,610	1,22,000	3,37,888	1,95,422	59,321
Other kinds "	—	—	—	—	—	18,25,500	12,56,100	14,41,694	14,42,013	20,38,408
Total Earthenware and Porcelain . . "	—	—	—	—	—	72,54,820	88,78,760	78,72,546	79,92,175	70,90,806
Electroplated ware . . "	—	—	—	—	—	5,43,430	15,66,900	11,07,636	6,39,848	6,32,351
Feathers Lbs.	590	57,581	1,307	515	15,992	1,410	39,570	4,698	1,345	24,949
Fireworks "	1,441,070	2,997,774	3,630,262	3,910,833	3,473,392	7,27,680	14,59,200	12,68,422	11,79,483	11,53,100
Fish (excluding canned fish)—										
Fish, dry, unsalted . . Cwts.	34,260	41,588	31,346	5,478	4,171	2,78,120	4,62,350	2,59,281	1,98,030	1,33,323
" " salted "	75,010	72,623	80,477	90,384	85,575	14,04,420	13,20,730	13,88,384	19,72,015	25,16,124
Fishmaws and sharkfins . "	7,548	8,525	8,615	9,532	8,410	2,15,800	2,45,390	1,78,703	1,12,803	84,709
Fish, wet, salted (ngapi) . "	224	1,750	4,401	10,921	15,464	2,630	23,790	49,680	1,42,320	1,96,688
" other sorts "	23	48	31	28	576	550	7,270	1,126	3,881	37,062
Total Fish "	117,065	124,527	124,870	116,343	114,196	19,01,520	20,59,530	13,77,064	24,29,949	29,60,906
Fodder, Bran, and Pollards (excluding oil-cake)										
	22,571	59,324	22,918	21,279	14,231	75,420	1,80,540	80,256	96,798	72,569

(a) Separately recorded from 1920-21.
(b) " " " " " " 1923-24.

No. 10—continued.

TOTAL IMPORTS of ARTICLES of BRITISH and FOREIGN MERCHANDISE—continued.

ARTICLES	QUANTITY					VALUE				
	1919-20	1920-21	1921-22	1922-23	1923-24	1919-20	1920-21	1921-22	1922-23	1923-24
Fruits and Vegetables—						R	R	R	R	R
Fresh fruits and vegetables—										
Fresh fruits—										
Coconuts No.	5,235,508	5,277,098	7,315,133	6,103,876	6,765,311	3,22,180	4,38,860	5,76,203	6,10,800	5,75,253
Others value	—	—	—	—	—	2,36,170	2,64,170	2,54,838	2,64,702	2,88,002
Fresh vegetables of all kinds "	—	—	—	—	—	1,49,820	1,57,080	1,09,065	60,890	2,00,459
Fruits and vegetables: dried, salted, or preserved, not being canned or bottled—										
Almonds Tons	6,800	3,341	5,281	5,978	5,176	75,58,840	32,43,080	46,40,190	46,15,611	74,23,521
Currants and raisins "	1,082	677	957	1,511	937	5,78,850	3,98,840	3,71,355	5,27,063	3,35,954
Dates "	49,687	50,389	40,560	58,560	67,910	92,19,020	1,14,74,650	1,00,83,986	1,11,57,535	1,13,71,517
Other sorts "	3,135	1,795	2,003	1,950	1,922	8,99,840	8,21,280	7,65,611	11,10,877	8,85,288
Total Fruits and Vegetables value	—	—	—	—	—	1,89,60,320	1,67,82,390	1,88,00,317	1,83,57,258	1,70,79,894
Furniture and Cabinet-ware—										
Bedsteads "	—	—	—	—	—	2,23,710	7,83,620	2,68,730	2,78,555	3,41,097
Furniture of wood (other than bedsteads) "	—	—	—	—	—	2,63,990	9,79,650	4,04,956	3,48,572	3,60,427
Furniture of other materials (other than bedsteads) "	—	—	—	—	—	6,63,140	28,90,560	16,35,030	7,01,467	5,97,133
Mouldings "	—	—	—	—	—	1,80,950	7,99,870	2,44,285	3,26,416	5,59,459
Total Furniture and Cabinetware "	—	—	—	—	—	13,31,790	54,53,700	25,53,001	16,54,950	18,61,116
Gelatine (a) Cwts.	—	324	236	335	343	—	72,200	68,045	63,762	54,089
Glass and Glassware—										
Bangles value	—	—	—	—	—	51,18,860	26,25,190	60,78,426	79,86,693	86,78,080
Beads and false pearls Cwts.	20,318	10,871	15,871	28,739	26,571	19,94,280	45,09,230	33,35,962	47,89,653	59,42,438
Bottles and phials— Sodawater bottles Gross	17,582	41,862	27,128	31,073	38,011	7,00,260	21,09,410	13,27,775	14,02,929	13,87,518
Others "	254,997	303,444	245,407	307,913	395,613	28,06,380	33,47,360	20,40,155	21,87,160	20,91,698
Funnels, globes, and glass parts of lamps value	—	—	—	—	—	18,89,650	18,41,510	16,53,432	22,58,945	17,52,441
Scientific glassware "	—	—	—	—	—	55,380	2,13,980	1,64,087	2,31,413	1,88,710
Sheet and plate Sqr. feet	Supl. feet 12,224,995	Supl. feet 17,262,550	Supl. feet 12,895,316	18,265,777	16,906,267	36,00,540	71,11,080	37,94,707	38,91,800	52,90,050
Tableware (including decanters, tumblers, etc.) value	—	—	—	—	—	16,45,660	15,45,320	17,31,093	10,52,695	10,22,849
Other glassware "	—	—	—	—	—	26,74,980	34,52,740	21,10,893	23,69,130	22,80,847
Total Glass and Glassware "	—	—	—	—	—	1,99,80,940	3,37,01,820	2,22,40,432	2,59,60,227	2,45,74,237
Glue (a) Cwts.	—	6,668	5,976	9,799	11,389	—	3,39,850	2,85,362	3,52,747	4,01,358
Grain, Pulse, and Flour—										
Barley Tons	241	2	66	429	7	25,790	720	9,727	95,198	8,216
Beans (dry) "	881	382	1,353	430	414	2,04,800	73,330	2,50,335	82,094	86,021
Gram "	35	33	251	221	49	7,370	5,060	49,021	44,415	5,469
Jawar and Bajra "	6,124	23	4,084	2,547	708	12,03,910	2,980	7,46,940	4,32,877	78,291
Oats "	—	11	26	8	—	—	3,810	5,379	720	—
Pulse "	11,425	1,394	2,043	1,269	1,640	34,06,530	3,29,880	5,08,941	2,74,470	2,37,002
Rice in the husk "	—	2	—	8	2,006	—	100	55	955	3,15,018
“ not in the husk "	135	90	851	318	11,229	31,360	25,940	83,859	88,661	18,05,438
“ flour "	1	89	1	1	—	160	12,120	760	291	126
Wheat "	148,297	6	439,985	18,927	12,464	2,58,39,480	1,360	9,14,06,724	35,55,127	17,24,308
“ flour in bags "	257	81	1,057	3,004	540	72,520	23,530	3,78,247	8,06,672	94,375
Other sorts "	50	165	945	428	480	8,970	27,370	1,18,216	50,542	40,363
Total Grain, Pulse, and Flour "	167,446	2,287	4,442	27,585	29,484	3,08,90,910	5,06,200	9,35,58,908	54,22,031	47,89,626

(a) Separately recorded from 1920-21.

IMPORTS

No. 10—continued.

TOTAL IMPORTS of ARTICLES of BRITISH and FOREIGN MERCHANDISE—continued.

ARTICLES	QUANTITY					VALUE				
	1919-20	1920-21	1921-22	1922-23	1923-4	1919-20	1920-21	1921-22	1922-23	1923-24
Graphite crucibles . Cwts.	2,927	3,545	986	2,221	5,089	90,270	1,02,000	70,303	1,64,532	3,67,941
Gums and Resins—										
Arabic	30,742	4,332	8,151	4,224	2,983	9,96,300	1,12,140	1,87,810	93,285	86,325
Benjamin	10,247	9,891	19,247	20,676	20,189	7,50,970	4,25,070	8,13,636	8,47,473	8,38,079
Dammer	32,647	40,205	68,891	33,332	48,384	3,18,520	2,85,910	5,08,933	2,67,508	3,02,703
Olibanum or frankincense	22,460	13,861	20,236	24,854	26,148	3,40,640	1,72,700	2,73,079	3,65,018	4,24,062
Rosin	13,006	30,108	10,602	19,903	33,182	3,86,890	7,66,270	2,49,266	3,18,173	4,38,329
Other sorts	85,887	23,454	25,952	59,864	46,807	20,83,300	9,80,430	8,88,932	9,88,609	8,12,834
Total Gums and Resins	201,889	121,851	152,779	163,053	177,193	48,76,620	27,51,620	29,21,656	28,80,066	29,56,832
Hair and manufac-										
tures of Hair—										
Hair of all kinds	878	336	614	1,299	822	63,590	32,740	49,844	50,307	44,140
Manufactures of Hair (other than toilet requisites) value	—	—	—	—	—	88,600	73,170	33,824	8,710	14,275
Total Hair and manufac- tures of Hair	—	—	—	—	—	1,52,190	1,05,910	83,668	65,086	58,425
Hardware, excluding										
Cutlery and Electro-										
plated ware—										
Agricultural implements	—	—	—	—	—	20,07,040	42,03,150	26,37,766	22,68,996	20,04,676
Buckets of tinned or gal-	—	—	—	—	—	53,540	3,83,020	1,04,489	85,827	1,02,292
vanized iron	—	—	—	—	—	—	—	—	—	—
Builders' hardware, such	—	—	—	—	—	19,21,350	67,17,330	32,54,568	35,19,858	24,30,532
as locks, hinges, door	—	—	—	—	—	—	—	—	—	—
bolts, etc.	—	—	—	—	—	—	—	—	—	—
Domestic hardware, other	—	—	—	—	—	10,14,840	27,13,110	11,89,149	8,06,807	9,37,864
than enamelled iron-	—	—	—	—	—	—	—	—	—	—
ware	—	—	—	—	—	—	—	—	—	—
Enamelled ironware	—	—	—	—	—	23,82,220	42,97,840	20,13,544	23,04,291	31,08,671
Gas mantles	—	—	—	—	—	4,70,880	7,29,610	6,78,944	6,38,020	4,73,555
Implements and tools,	—	—	—	—	—	—	—	—	—	—
other than agricultural	—	—	—	—	—	61,40,180	1,18,16,260	73,70,124	70,15,304	67,50,117
implements and ma-	—	—	—	—	—	—	—	—	—	—
chine tools	—	—	—	—	—	—	—	—	—	—
Lamps, metal No.	1,650,906	2,047,456	1,356,899	2,839,000	3,361,141	24,37,760	71,00,770	38,06,495	57,29,734	60,00,555
Lamps glass	45,799	137,190	12,616	58,323	54,371	25,640	95,100	14,583	49,103	32,083
Parts of lamps, other than	—	—	—	—	—	6,30,780	17,81,090	10,47,502	12,04,311	8,56,981
glass value	—	—	—	—	—	—	—	—	—	—
Safes and strong boxes	1,403	3,304	2,373	2,208	8,102	2,05,200	7,72,760	5,18,012	3,37,718	3,84,184
of metal No.	—	—	—	—	—	—	—	—	—	—
Stoves (a)	—	122,093	28,102	83,082	129,037	—	10,05,930	4,64,758	6,00,349	7,38,429
Other sorts value	—	—	—	—	—	2,48,22,770	4,01,31,800	3,00,90,479	2,59,87,580	2,03,40,153
Total Hardware, exclud- ing Cutlery and Electroplated ware	—	—	—	—	—	4,36,62,200	9,08,38,360	5,91,90,408	5,14,80,807	4,42,23,744
Hides and Skins, raw—										
Hides, raw	248	178	406	408	523	2,22,100	1,08,920	1,83,599	2,92,090	3,50,564
Tons	—	—	—	—	—	—	—	—	—	—
= no.	44,080	26,774	—	98,843	130,143	—	—	—	—	—
Skins,	1,068	607	599	604	941	17,74,190	9,36,940	7,98,135	6,85,093	11,99,691
Tons	—	—	—	—	—	—	—	—	—	—
= no.	1,116,078	563,127	—	633,293	1,378,213	—	—	—	—	—
Total Hides and Skins, raw	1,316	785	1,005	1,102	1,464	19,96,290	10,46,860	9,81,734	9,77,183	15,50,255
Tons	—	—	—	—	—	—	—	—	—	—
= no.	1,161,058	589,901	—	732,106	1,508,356	—	—	—	—	—
Hops Cwts.	3,011	724	3,192	2,513	2,160	4,44,330	1,49,980	4,26,021	3,32,073	3,03,536
Horns, tips and pieces of horn, and Horn- meal	104	151	236	244	290	1,04,940	1,16,180	65,467	42,280	63,559
Instruments, Appara- tus, and Appliances, and parts thereof—										
Electrical, including tele- graph and telephone apparatus not being machinery—										
Electric fans and parts	—	—	—	—	—	21,43,440	39,90,300	55,00,998	31,14,013	20,15,321
thereof value	—	—	—	—	—	—	—	—	—	—
Electric wires and cables—	—	—	—	—	—	26,38,040	54,91,550	34,76,786	28,52,890	27,10,214
Rubber insulated	—	—	—	—	—	—	—	—	—	—
Insulations, other than	—	—	—	—	—	13,03,920	41,70,460	60,14,529	38,45,418	22,28,918
rubber	—	—	—	—	—	—	—	—	—	—
Telegraph and tele-	—	—	—	—	—	—	3,14,570	1,32,616	1,63,151	8,96,312
phone wires and	—	—	—	—	—	—	—	—	—	—
cables (a)	—	—	—	—	—	—	—	—	—	—
Bare copper wire (elec-	—	—	—	—	—	4,52,500	21,70,210	12,35,456	8,34,110	11,35,032
trolytic) other than	—	—	—	—	—	—	—	—	—	—
telegraph & telephone	—	—	—	—	—	—	—	—	—	—
wires	—	—	—	—	—	—	—	—	—	—
Total Electric wires and cables	—	—	—	—	—	44,85,300	1,21,58,790	1,08,59,397	76,05,569	69,75,570

(a) Separately recorded from 1920-21.

No. 10—continued.

TOTAL IMPORTS of ARTICLES of BRITISH and FOREIGN MERCHANDISE—continued.

ARTICLES	QUANTITY					VALUE				
	1919-20	1920-21	1921-22	1922-23	1923-24	1919-20	1920-21	1921-22	1922-23	1923-24
Instruments, Apparatus, and Appliances, and parts thereof—continued						Rs	Rs	Rs	Rs	Rs
Electrical, including telegraph and telephone apparatus not being machinery—continued										
Telegraph and telephone instruments, and apparatus . . . value	—	—	—	—	—	6,32,590	4,95,600	5,03,297	4,73,002	32,40,069
Electric lamps and parts thereof—										
Electric glow lamps . . .	—	—	—	—	—	1,50,630	10,90,260	24,31,693	18,02,423	14,85,522
Other sorts of electric lamps . . .	—	—	—	—	—	8,07,920	7,34,620	3,58,207	5,38,913	5,92,160
Batteries . . .	—	—	—	—	—	3,11,680	2,76,700	2,08,973	2,34,886	6,23,806
Carbons, electric (including furnace electrodes) (a) . . .	—	—	—	—	—	—	64,420	52,558	46,960	61,815
Accumulators (including parts) (a) . . .	—	—	—	—	—	—	15,29,089	8,39,913	3,60,586	2,65,359
Condensers, electric (a) . . .	—	—	—	—	—	—	48,060	4,482	—	1,881
Electric bell apparatus (not telegraphic or telephonic) (a) . . .	—	—	—	—	—	—	38,230	84,243	6,733	4,435
Electric lighting accessories and fittings (including switches) (a) . . .	—	—	—	—	—	—	31,42,110	30,15,577	11,12,560	9,02,048
Electric instruments (other than telegraphic and telephonic)—										
Meters . . .	—	—	—	—	—	3,43,960	8,40,910	7,57,765	6,29,776	5,23,766
Others (a) . . .	—	—	—	—	—	—	16,080	70,877	1,01,091	1,36,586
Electro-medical apparatus (including X-ray apparatus) (a) . . .	—	—	—	—	—	—	65,330	74,913	85,085	1,05,231
Switch boards (other than telegraph and telephone) (d) . . .	—	—	—	—	—	6,00,170	5,45,290	13,49,467	6,68,419	7,18,671
Interior fittings (c) . . .	—	—	—	—	—	2,06,450	—	—	—	—
Electrical goods and apparatus not enumerated . . .	—	—	—	—	—	57,14,640	1,61,81,870	1,46,72,951	47,55,672	40,37,877
Total Instruments, Electrical, including telegraphic and telephonic apparatus not being machinery . . .						1,64,95,890	4,18,38,640	4,06,84,401	2,15,85,597	2,25,02,130
Musical—										
Organs and Harmoniums, complete . . . No.	123	804	154	234	5,223	12,870	92,590	38,886	53,747	58,456
Pianos and Piano players, complete . . .	221	423	320	330	336	1,53,090	5,84,380	3,82,746	3,11,306	2,75,286
Talking machines and accessories—										
Talking machines . . .	2,118	7,906	4,337	6,515	6,672	1,28,500	7,24,520	3,51,561	3,11,563	3,07,015
Records . . .	29,065	90,866	30,797	36,347	26,922	88,180	2,13,410	65,838	88,816	49,511
Accessories . . . value	—	—	—	—	—	3,26,710	7,76,160	2,53,834	1,41,408	2,05,921
Other sorts, including parts of musical instruments . . .	—	—	—	—	—	3,84,860	15,33,820	6,36,809	8,39,421	8,19,008
Total Musical Instruments . . .						10,94,810	37,24,830	17,83,667	17,46,261	17,30,195
Optical . . .	—	—	—	—	—	7,42,360	17,11,860	6,63,315	4,02,946	5,76,590
Photographic—										
Cinematograph films* Length in ft. (b)	—	—	—	7,310,429	7,201,655	—	—	—	13,23,993	14,10,637
Photographic, other than cinematograph films (b) . . . value	—	—	—	—	—	11,46,900	29,50,480	26,07,558	18,15,268	17,14,213
Scientific and philosophical . . .	—	—	—	—	—	20,94,660	43,90,440	34,53,372	25,12,585	25,41,651
Surgical . . .	—	—	—	—	—	12,76,230	24,10,170	15,24,845	14,82,020	14,87,208
Other kinds . . .	—	—	—	—	—	3,43,600	10,85,070	8,23,363	6,47,324	4,84,573
Total Instruments, Apparatus, and Appliances, and parts thereof . . .						2,21,94,440	5,81,11,490	5,14,80,521	3,15,15,394	3,25,77,197
IVORY—										
Manufactured . . . Lbs.	645,748	276,042	484,463	381,050	314,404	50,50,660	21,63,240	89,81,226	30,68,090	24,51,895
Manufactured . . . value	—	—	—	—	—	2,31,800	1,55,020	57,091	1,31,748	2,1,209
Total Ivory . . .						52,82,460	23,18,860	40,48,317	31,99,838	24,75,104

* Inclusive of Imports by postal packets referred to Collectors of Customs for assessment with effect from 1922-23.

(a) Separately recorded from 1920-21.

(b) " " " 1922-23.

(c) " " " during 1919-20.

(d) Separately recorded from 1920-21. Figures for 1919-20 represent those for Switch-gear.

ABSTRACT TABLES
IMPORTS

(36)

No. 10—continued.

TOTAL IMPORTS of ARTICLES of BRITISH and FOREIGN MERCHANDISE—continued.

ARTICLES	QUANTITY					VALUE				
	1919-20	1920-21	1921-22	1922-23	1923-24	1919-20	1920-21	1921-22	1922-23	1923-24
Jewellery (excluding imitation Jewellery, and precious stones and pearls, unset), also plate of gold and silver—										
Jewellery* . . . value	—	—	—	—	—	5,89,500	13,15,650	4,97,348	10,00,574	9,98,1
Plate of gold and silver . . .	—	—	—	—	—	6,36,160	13,44,960	8,23,118	7,83,269	6,12,4
Total Jewellery, also plate of gold and silver . . .	—	—	—	—	—	12,25,660	26,60,550	13,25,456	17,83,843	16,11,1
Lac—										
Stick and seed . . . Cwts.	19,099	16,065	13,079	41,529	21,782	22,76,540	19,74,260	11,61,601	20,09,598	22,12,
Shell and button . . .	14	345	68	2	19	2,510	20,110	17,051	577	3,
Other kinds (excluding lac-dye) . . .	68	47	—	40	32	5,280	6,050	—	5,010	2,
Total Lac . . .	19,181	16,457	13,137	41,577	21,833	22,84,330	20,00,420	11,78,742	29,15,185	22,18,
Leather—										
Hides, tanned or dressed . Tons	192	416	95	94	93	7,72,580	11,72,920	2,85,066	3,20,710	3,68,
Skins, " " " " . . .	60	66	17	20	23	5,31,210	8,77,530	2,98,912	3,42,769	3,27,
Unwrought . . . Cwts.	1,690	2,599	825	780	1,032	4,95,360	12,45,660	3,73,852	2,08,154	3,24,
Leather cloth(a) . . .	—	—	—	9,023	1,284	1,10,520	6,32,570	4,50,119	4,71,703	3,10,
Artificial leather (a) . . .	—	—	—	220	284	56,110	2,80,800	24,043	57,177	86,
Manufactures (excluding boots and shoes and belting for machinery)—										
Bags and trunks (a) . . .	—	—	—	212	180	3,65,200	7,47,180	1,24,912	85,384	70,
Pickers(a) . . .	—	—	—	2,390	3,708	5,68,570	12,28,650	12,20,616	6,30,900	7,81,
Picking bands and straps (a) . . .	—	—	—	2,130	3,475	4,19,520	18,59,110	8,30,441	6,33,478	7,83,
Roller skins (a) . . .	—	—	—	497	813	5,65,230	15,59,510	16,34,084	9,70,870	11,91,
Saddlery and harness (a) . . .	—	—	—	410	376	2,65,440	7,05,710	1,82,354	1,79,899	1,37,
Other sorts (a) . . .	—	—	—	4,404	3,350	12,23,330	25,52,530	11,70,175	12,48,209	8,51,
Total Leather . . .	—	—	—	—	—	53,73,020	1,23,62,110	66,42,567	52,39,343	52,32,
Liquors, including methylated and perfumed spirits—										
Ale, beer, and porter—										
Ale and beer (in bottle) Lq. Gals	1,813,433	1,576,444	1,513,549	1,464,398	1,601,179	61,93,280	60,47,700	59,97,098	49,00,359	46,86
Ale and beer (in bulk) . . .	610,009	1,322,172	1,103,827	1,116,785	1,103,566	11,15,030	31,34,070	29,34,789	26,72,677	24,82
Stout and porter (in bottle) . . .	108,953	171,073	129,004	120,948	112,853	4,67,870	8,31,470	8,15,395	7,18,517	5,96
Stout and porter (in bulk) . . .	2,055	6,613	9,929	10,338	19,195	4,690	23,520	43,179	25,595	46
Total Ale, beer, and porter . . .	2,539,450	3,076,302	2,756,309	2,712,469	2,826,793	77,80,370	1,00,86,760	97,90,461	83,80,148	78,10
Cider and other fermented liquors . . .	11,033	15,759	10,943	10,291	9,523	64,440	1,08,450	83,418	72,587	64
Spirit—										
Brandy . . .	218,994	491,145	247,712	274,028	348,408	41,32,330	84,83,320	49,27,443	41,77,945	42,62
Gin . . .	60,360	101,692	61,473	77,811	85,182	8,34,740	12,90,760	9,02,833	10,01,564	9,21
Liqueurs . . .	18,608	33,946	13,410	12,642	13,905	4,43,830	8,27,340	3,88,007	3,35,537	3,04
Rum . . .	249,048	180,767	160,395	137,584	123,142	4,93,100	5,05,100	3,89,964	2,93,499	2,80
Whisky . . .	583,151	735,906	590,213	594,995	526,813	95,45,230	1,24,79,240	1,23,85,901	1,19,32,810	97,33
Spirit, present in drugs, medicines, or chemicals, . . .	130,996	167,686	70,826	78,322	98,553	30,22,990	39,00,480	25,29,097	24,24,236	26,26
Spirit, perfumed . . .	18,991	35,954	9,188	10,754	14,628	12,54,790	26,50,160	9,50,258	10,95,503	11,04
Spirit, methylated . . .	218,098	112,163	196,907	395,709	366,358	3,86,730	3,34,000	4,62,141	6,60,536	5,08
Other sorts . . .	148,512	398,009	141,807	74,338	94,618	12,76,200	19,40,440	10,25,078	9,06,698	11,94
Total Spirit . . .	1,651,758	2,257,268	1,491,931	1,665,133	1,666,607	2,13,89,940	3,24,10,850	2,39,39,772	2,28,28,337	2,09,36

(a) Quantity recorded from 1922-23.
* Inclusive of imports by postal packets referred to Collectors of Customs for assessment with effect from 1922-23.

No. 10—continued.

TOTAL IMPORTS of ARTICLES of BRITISH and FOREIGN MERCHANDISE—continued.

ARTICLES	QUANTITY					VALUE				
	1919-20	1920-21	1921-22	1922-23	1923-24	1919-20	1920-21	1921-22	1922-23	1923-24
						R	R	R	R	R
Liquors, including methylated and perfumed spirits—continued.										
Wines—										
Champagne and other sparkling wines Liq. Gals.	37,930	59,897	19,027	17,337	20,312	13,33,440	22,25,090	8,18,187	9,17,007	6,41,188
Fort "	106,860	115,494	98,736	41,095	39,418	12,70,040	16,92,100	6,65,099	9,77,076	5,34,294
Still red wines, other than port Sherry, Madeira, and Marsala "	47,911	73,981	48,196	45,144	48,714	4,82,020	7,69,950	5,59,256	4,50,559	4,61,160
Still white wines, other than Sherry, Madeira, and Marsala "	28,907	39,464	25,166	21,178	21,200	3,56,080	5,85,260	4,09,082	3,37,468	3,10,369
Other sorts, including Vermouth and Ginger wine "	10,072	14,816	12,420	6,678	7,806	1,04,700	2,08,020	2,01,441	71,859	91,801
Total Wines "	94,516	92,453	104,460	85,405	87,891	9,59,530	9,44,910	11,94,231	8,32,813	6,62,345
Total Liquors "	326,196	396,115	248,005	216,837	225,338	45,06,410	63,95,960	38,47,896	29,36,782	26,44,457
Machinery and Mill-work—										
Prime-movers (other than electrical)—										
Locomotives (excluding those for railways)—										
Oil Engines (a) . . . No.	—	—	—	—	41	—	569,380	2,33,285	1,96,818	1,79,150
Parts of oil engines (b) value	—	—	—	—	—	—	—	—	—	50,679
Steam Engines (a) . . . No.	—	—	—	—	128	9,91,320	44,25,040	36,95,856	21,91,140	13,01,741
Parts of steam engines (b) value	—	—	—	—	—	—	—	—	—	3,71,186
Others (a) "	—	—	—	—	—	—	3,09,500	2,13,759	57,303	1,61,494
Other than locomotives—										
Gas Engines (b) . . . No.	—	—	—	—	131	—	—	—	—	9,39,267
Parts of gas engines (b) value	—	—	—	—	—	—	—	—	—	1,77,025
Oil Engines (a) . . . No.	—	—	—	—	2,920	—	1,08,43,620	88,62,257	64,53,525	86,26,641
Parts of oil engines (b) value	—	—	—	—	—	—	—	—	—	10,57,429
Steam Engines (a) . . . No.	—	—	—	—	425	60,94,560	72,13,630	1,45,22,844	98,34,338	42,75,878
Parts of steam engines value (b)	—	—	—	—	—	—	—	—	—	27,21,496
Others (a) "	—	—	—	—	—	—	11,26,450	14,83,198	4,58,055	3,09,447
Total Prime-movers, etc. "	—	—	—	—	—	70,85,900	2,44,87,920	2,90,61,199	1,89,91,238	2,01,70,933
Electrical machinery of all kinds, not including instruments, apparatus, appliances, and parts thereof—										
Control and Switch gear (c) "	—	—	—	—	—	—	6,42,090	15,39,709	17,77,349	36,17,527
Generators, alternators, and dynamos "	—	—	—	—	—	25,22,230	45,05,540	79,81,501	39,79,921	39,19,708
Motors "	—	—	—	—	—	84,88,730	61,37,720	1,49,66,993	81,59,502	72,26,124
Transformers "	—	—	—	—	—	2,60,750	4,34,270	16,03,973	20,98,969	15,38,597
Turbo generating sets (e) "	—	—	—	—	—	—	8,01,240	12,40,307	14,22,001	11,11,475
Others "	—	—	—	—	—	61,85,040	92,74,990	1,16,60,208	85,52,878	48,44,485
Total Electrical Machinery of all kinds, etc. "	—	—	—	—	—	1,24,06,810	2,18,85,850	3,89,92,091	2,69,01,520	2,22,51,006
Machinery, not being prime-movers or electrical machinery—										
Aerated water making machinery "	—	—	—	—	—	39,190	1,61,410	2,30,568	1,81,572	2,63,637
Agricultural machinery—										
Agricultural tractors and parts (d) "	—	—	—	—	—	—	—	—	3,32,793	2,90,933
Ploughs and parts (b) "	—	—	—	—	—	3,92,660	29,21,980	10,58,032	1,90,696	1,94,339
Other sorts (e) "	—	—	—	—	—	—	—	—	—	1,42,663
Total Agricultural Machinery "	—	—	—	—	—	3,92,660	29,21,980	10,58,032	5,23,489	5,67,935
Boilers "	—	—	—	—	—	51,44,110	1,53,74,130	2,55,41,805	1,24,19,436	98,63,626
Boot and shoe manufacturing machinery (a) "	—	—	—	—	—	—	4,65,770	2,25,950	42,051	82,820
Leather tanning and curing machinery (a) "	—	—	—	—	—	—	8,22,380	5,84,660	3,62,137	61,283
Machine tools (a) "	—	—	—	—	—	—	1,38,23,880	84,10,187	—	—
Metal working machinery (including machine tools), "	—	—	—	—	—	8,45,590	16,53,580	40,38,436	58,08,174	51,94,202

(a) Separately recorded from 1920-21, quantity shown from 1923-24.
(b) " " " 1921-24.
(c) " " " 1920-21.
(d) " " " 1922-23.
(e) " " " in 1921-21 and 1921-22.

ABSTRACT TABLES
IMPORTS

(38)

No. 10—continued

TOTAL IMPORTS of ARTICLES of BRITISH and FOREIGN MERCHANDISE—continued.

ARTICLES	QUANTITY					VALUE				
	1919-20	1920-21	1921-22	1922-23	1923-24	1919-20	1920-21	1921-22	1922-23	1923-
						R	R	R	R	R
Machinery and Mill-work—continued										
Machinery, not being prime-movers or electrical machinery—continued										
Mining machinery—										
Coal . . . value	—	—	—	—	—	1,47,470	9,22,330	18,83,653	1,02,221	13,12
Other sorts . . . "	—	—	—	—	—	14,09,990	20,53,850	54,07,161	22,39,893	94,67
Total Mining Machinery . . . "	—	—	—	—	—	15,57,460	29,76,180	72,90,817	40,32,114	1,07,79
Oil crushing and refining machinery . . . "	—	—	—	—	—	12,08,590	7,74,770	44,26,970	10,35,539	38,43
Paper mill machinery . . . "	—	—	—	—	—	9,77,760	31,91,260	33,87,683	13,99,013	6,16
Refrigerating machinery . . . "	—	—	—	—	—	1,33,180	22,51,990	15,59,526	8,16,699	9,02
Rice and flour mill machinery . . . "	—	—	—	—	—	11,81,650	55,48,320	64,23,085	42,60,893	21,43
Saw mill and wood working machinery . . . "	—	—	—	—	—	7,64,130	18,24,740	29,16,402	9,75,976	10,34
Sewing and knitting machines and parts thereof—										
Sewing and knitting machines . . . No.	48,882	62,064	23,845	40,050	48,385	37,18,480	55,25,650	22,33,190	42,07,930	47,38
Parts of sewing and knitting machines and accessories . value	—	—	—	—	—	17,45,290	12,80,130	5,88,133	9,37,603	6,72
Sugar machinery . . . "	—	—	—	—	—	4,32,540	17,55,310	88,45,896	16,88,053	12,78
Tea machinery . . . "	—	—	—	—	—	22,34,420	39,10,740	28,86,001	25,79,218	39,14
Textile machinery—										
Cotton—										
Cotton bleaching and dyeing machinery (a) . . . "	—	—	—	—	—	—	5,42,120	17,95,411	13,95,227	8,29
Cotton printing machinery (a) . . . "	—	—	—	—	—	—	29,690	16,066	25,956	5,0
Cotton spinning machinery (a) . . . "	—	—	—	—	—	1,30,76,270	1,50,88,500	4,57,77,214	6,51,54,107	3,97,20
Cotton weaving machinery (a) . . . "	—	—	—	—	—	—	1,50,40,760	2,26,25,899	1,39,65,123	1,10,69
Other sorts of cotton machinery (a) . . . "	—	—	—	—	—	—	60,31,440	62,03,568	43,70,268	43,89
Jute . . . "	—	—	—	—	—	1,47,70,990	2,73,67,310	4,32,14,898	1,70,08,249	1,36,89
Shuttles (excluding those for sewing machines) . . . "	—	—	—	—	—	9,21,460	14,30,600	17,02,292	9,52,141	9,15
Wool machinery (b). . . "	—	—	—	—	—	—	—	—	27,76,032	10,92
Other sorts . . . "	—	—	—	—	—	4,72,560	13,39,760	68,63,942	2,41,638	2,69
Total Textile Machinery . . . "	—	—	—	—	—	2,92,47,280	6,72,76,180	12,81,99,290	10,07,78,741	7,19,81
Typewriters—										
Typewriters . . . No.	11,559	16,888	7,364	5,103	7,930	18,11,680	36,33,140	15,51,755	9,91,929	14,95
Parts of typewriters and accessories . value	—	—	—	—	—	2,88,380	3,56,050	2,16,581	1,76,012	1,82
Other sorts of machinery, excluding printing machinery . . . "	—	—	—	—	—	1,89,20,800	4,13,53,210	6,40,31,853	4,03,52,366	2,92,73
Total Machinery and Millwork . . . "	—	—	—	—	—	9,01,81,900	22,37,57,270	34,25,50,806	23,40,10,902	19,13,13
Manures—										
Artificial and mineral manures—										
Nitrate of soda . . . Tons	1,780	203	130	1,442	1,945	4,57,720	60,480	38,821	3,38,540	4,07,6
Others . . . "	1,993	3,927	275	3,989	4,272	4,09,570	9,30,350	60,590	5,12,230	4,33,4
Total Artificial and mineral manures . . . "	3,773	4,130	405	5,431	6,217	8,67,290	10,40,830	95,411	8,50,770	8,41,0
Bones . . . "	..	11	87	30	125	..	660	5,317	2,288	8,0
Guano . . . "	1	1	..	1	23	490	430	25	618	1,9
Sulphate of Ammonia . . . "	10	46	5	300	705	4,390	22,740	2,522	80,577	1,81,6
Other kinds (excluding nitrate) . . . "	872	685	462	2,215	2,644	89,610	2,25,000	52,781	2,10,065	2,78,8
Total Manures . . . "	4,656	4,873	959	7,983	9,774	9,61,780	12,89,660	1,66,006	11,54,247	13,11,6

(a) Separately recorded from April, 1920-21.
(b) " " " " " " 1922-23.

No. 10—continued.

TOTAL IMPORTS of ARTICLES of BRITISH and FOREIGN MERCHANDISE—continued.

ARTICLES	QUANTITY					VALUE				
	1919-20	1920-21	1921-22	1922-23	1923-24	1919-20	1920-21	1921-22	1922-23	1923-24
Matches—										
Safety . . . Gross of boxes	12,445,163	9,723,952	11,775,120	9,950,895	8,892,594	1,71,94,020	1,32,64,640	1,75,74,322	1,29,53,466	1,18,50,226
Other sorts . . . " "	2,669,946	2,674,781	1,905,681	2,234,845	2,351,151	32,89,210	34,36,730	28,06,147	32,27,102	27,41,477
Total Matches . . . "	15,015,109	12,398,733	13,680,801	11,285,740	11,243,745	2,04,83,230	1,67,01,370	2,03,80,469	1,61,80,568	1,45,91,813
Mats and Matting, except cow and rubber . . . Sq. Yds.	967,401	897,456	786,795	730,209	815,052	4,81,600	5,14,870	3,27,064	3,30,781	3,68,402
Metals and Ores—										
Aluminium—										
Unwrought (ingots, blocks, bars) . . . Cwts.	8,195	13,181	3,083	9,206	7,425	6,55,320	16,47,780	2,44,466	6,34,370	5,65,371
Wrought—										
Circles and sheets (b) . . . "	14,034	—	—	—	—	17,70,150	—	—	—	—
Circles (a) . . . "	—	31,236	33,134	57,336	65,788	—	49,67,310	44,74,655	68,85,764	66,94,838
Sheets (a) . . . "	—	8,979	3,121	2,937	3,902	—	13,08,840	3,92,810	3,79,409	4,02,888
Other manufactures . . . "	955	4,291	2,834	7,404	7,038	1,09,510	8,48,530	4,21,060	7,39,587	9,08,112
Total Aluminium . . . "	23,184	62,637	42,172	76,883	84,158	25,34,980	87,65,410	55,32,401	85,80,136	85,66,509
Antifriction metal . . . "	2,702	2,838	1,779	4,410	3,825	2,04,290	2,53,440	1,53,893	3,29,171	3,18,825
Brass, Bronze, and similar alloys and manufactures thereof—										
Unwrought . . . "	141,166	110,701	76,619	75,957	49,681	49,11,310	38,79,040	24,02,761	26,41,040	13,89,160
Wrought—										
Mixed or yellow metal for sheathing . . . "	159,852	341,673	178,632	299,435	3,33,500	1,14,02,410	3,04,32,440	1,20,57,743	1,79,35,576	1,93,90,644
Other sorts . . . "	98,599	109,190	65,160	137,248	76,947	67,10,410	87,53,210	38,77,428	76,37,084	44,02,891
Total Brass, Bronze, etc. . . . "	399,617	561,564	314,431	503,640	4,51,128	2,30,54,130	4,30,64,690	1,83,37,932	2,82,14,300	2,51,62,005
Copper—										
Ore . . . Tons	..	2,987	₹ 3,55,370
Old, for re-manufacture . . . Cwts.	2,764	2,575	2,453	12,899	9,066	1,61,800	1,31,920	1,07,921	5,62,543	3,25,806
Unwrought—										
Tiles, ingots, cakes, bricks, and slabs . . . "	156,267	27,906	2,309	55,539	51,151	1,00,09,700	18,29,880	13,16,997	33,19,442	89,63,537
Other sorts . . . "	75	49	211	27	..	4,420	4,080	8,826	2,074	23
Wrought—										
Drizzlers and sheets . . . "	116,965	231,715	100,100	176,721	173,457	84,70,110	2,07,38,250	74,90,855	1,21,58,034	1,19,38,323
Wire, excluding wire of telegraph and tele- phone . . . "	6,867	12,226	8,468	12,121	7,393	5,76,010	12,06,020	8,22,348	9,68,177	5,69,342
Other manufactures . . . "	19,196	14,112	23,365	33,350	14,887	17,98,940	21,69,680	23,03,171	27,64,391	13,54,992
Total Copper (excluding Ore) . . . "	302,128	288,583	162,996	299,657	255,894	2,10,21,160	2,60,74,380	1,25,50,118	1,97,55,661	1,68,46,641

(a) Separately recorded from 1920-21.

(b) Sub-divided into "Circles" and "Sheets" from 1920-21.

No. 10—continued.

TOTAL IMPORTS of ARTICLES of BRITISH and FOREIGN MERCHANDISE—continued.

ARTICLES	QUANTITY					VALUE				
	1910-20	1920-21	1921-22	1922-23	1923-24	1910-20	1920-21	1921-22	1922-23	1923-24
Metals and Ores—concluded										
Lead—										
Unwrought—										
Ore . . . Tons	678	968	3	1	46	4,09,990	6,48,780	2,687	706	20,638
Pig . . . Cwts.	16,762	9,742	5,274	7,309	6,082	3,02,000	2,28,620	1,16,162	1,40,734	1,26,921
Other sorts . . . "	2,761	3,872	456	440	126	27,040	1,46,240	7,475	9,586	3,280
Wrought—										
Sheets, pipes, and tubes (d) . . . "	22,563	22,720	16,933	—	—	6,19,480	7,90,990	5,25,958	—	—
Sheets (e) . . . "	—	—	—	12,090	13,021	—	—	—	3,38,082	3,29,226
Pipes and tubes (c) . . . "	—	—	—	7,623	8,392	—	—	—	2,29,274	2,76,105
Sheets for tea-chests . . . "	48,378	30,424	22,966	19,386	28,050	9,97,430	10,47,860	7,96,025	6,57,002	6,90,719
Other sorts . . . "	7,598	9,802	8,820	5,375	8,944	2,72,430	4,16,370	2,07,592	1,77,662	2,14,852
Total Lead (excluding Ore) . . . "	93,002	76,000	51,440	52,429	59,615	22,18,390	26,25,080	16,52,802	16,53,340	16,01,103
Quicksilver . . . Lbs.	540,573	88,119	170,639	204,047	2,23,885	18,70,690	3,14,240	3,76,749	7,33,026	4,47,586
Solder . . . Cwts.	419	952	368	782	428	36,940	81,900	30,036	38,813	37,024
Tin—										
Unwrought (blocks, ingots, bars, and slabs) . . . "	46,836	41,783	53,787	43,295	43,809	78,02,170	65,68,060	76,20,196	64,50,055	63,13,838
Wrought, including plates or sheets, not being tinued iron . . . "	1,478	806	2,515	6,259	3,531	1,05,520	99,220	8,31,734	1,81,409	1,14,080
Total Tin . . . "	48,313	42,589	56,302	49,554	47,340	79,07,690	66,67,280	78,60,920	66,31,464	64,27,924
Zinc or spelter—										
Unwrought . . . "	117,608	36,522	67,689	55,611	57,525	37,09,690	11,02,780	16,57,888	14,33,965	14,23,507
Wrought or manufactured . . . "	18,464	30,285	21,822	38,112	54,602	4,95,630	17,89,750	7,22,573	10,74,239	16,75,193
Other sorts . . . "	916	656	465	584	864	23,410	26,070	14,548	14,850	16,706
Total Zinc or Spelter . . . "	131,973	76,463	89,976	94,307	112,991	42,28,730	29,18,600	23,95,009	25,23,054	30,15,405
Metals, unenumerated . . . "	13,721	24,169	10,948	8,754	10,263	3,95,030	16,26,000	5,68,521	4,98,301	6,16,220
Ores, unenumerated . . . Tons	72	185	118	9	75	27,370	1,37,280	53,746	2,597	6,180
TOTAL METALS (excluding Ores) . . . "	477,500	769,059	649,707	801,271	807,538	22,72,57,930	40,63,93,320	26,18,63,293	25,29,15,007	24,32,48,229
TOTAL ORES . . . "	760	4,139	632	61	24,498	4,37,360	11,38,490	1,28,570	10,721	4,61,010
TOTAL METALS AND ORES . . . "	478,260	773,198	650,339	801,322	832,036	22,76,95,290	40,75,31,810	26,19,81,863	25,29,25,728	24,37,09,239
Mica—										
In Blocks (b) . . . Cwts.	—	—	3,244	1,899	3,612	—	—	6,04,444	1,73,481	2,86,596
" Splittings (b) . . . "	—	—	846	55	285	—	—	1,45,414	15,106	15,642
Total Mica . . . "	—	—	4,090	1,954	3,897	—	—	7,49,858	1,88,587	3,02,238
Oils—										
Animal—										
Fish oil (a) . . . Gals.	66,308	17,741	24,974	5,225	4,351	1,38,740	63,290	97,391	13,755	12,701
Other kinds (a) . . . "	—	3,633	4,191	8,591	2,995	—	20,240	22,031	34,253	9,143
Essential—										
Synthetic (c) . . . "	—	—	—	1,708	2,715	—	—	—	—	—
Natural—										
Almond (c) . . . "	—	—	—	46	20	—	—	—	1,023	786
Bergamot (e) . . . "	—	—	—	20	40	—	—	—	2,385	3,425
Cajuputi (e) . . . "	—	—	—	653	1,576	—	—	—	10,378	20,956
Campbor (e) . . . "	—	—	—	13,036	6,063	—	—	—	59,809	20,630
Cloves (e) . . . "	—	—	—	49	38	—	—	—	2,926	2,328
Dill (c) . . . "	20,862	38,832	25,298	1	—	7,23,200	16,71,650	6,09,078	865	—
Eucalyptus (c) . . . "	—	—	—	932	2,261	—	—	—	21,096	27,125
Lavender (c) . . . "	—	—	—	83	200	—	—	—	8,228	16,530
Lemon (c) . . . "	—	—	—	1,600	1,384	—	—	—	50,459	38,939
Otto Rose (e) . . . "	—	—	—	8	32	—	—	—	1,835	4,342
Peppermint (c) . . . "	—	—	—	1,096	1,118	—	—	—	54,067	54,575
Other sorts (c) . . . "	—	—	—	12,586	14,652	—	—	—	4,37,339	6,56,567
Total Essential Oils . . . "	26,862	38,832	25,298	31,909	10,108	7,23,200	16,71,650	6,09,078	7,36,492	10,04,250
Mineral—										
Fuel oils . . . "	34,134,922	48,162,750	58,171,728	62,547,239	80,460,112	71,48,420	1,22,66,670	1,33,34,034	1,44,91,503	1,75,54,436
Kerosene—										
In bulk . . . "	85,649,550	48,948,798	41,844,725	45,670,156	61,683,001	5,50,60,700	3,23,92,210	2,81,73,938	2,86,41,563	3,68,03,112
In tins . . . "	8,485,093	8,243,487	5,153,047	4,642,363	7,261,659	1,11,73,520	1,06,80,760	64,44,566	51,48,603	73,60,819
Lubricating oils—										
Machine oils . . . "	5,766,727	8,543,140	8,959,384	9,266,987	7,670,114	38,48,300	65,51,390	72,30,390	47,72,560	39,80,816
Other lubricating oils . . . "	8,921,358	10,017,357	7,980,952	8,793,234	8,47,002	1,30,15,080	1,97,79,070	1,61,42,936	1,31,90,048	1,34,41,842

(a) Separately recorded from 1920-21.

(b) " " " " 1921-22.

(c) " " " " 1922-23.

(d) Split into Sheets and Pipes and tubes from 1922-23.

ABSTRACT TABLES

IMPORTS

No. 10—continued.

TOTAL IMPORTS of ARTICLES of BRITISH and FOREIGN MERCHANDISE—continued.

ARTICLES	QUANTITY					VALUE				
	1919-20	1920-21	1921-22	1922-23	1923-24	1919-20	1920-21	1921-22	1922-23	1923-24
Oils—continued										
Mineral—continued										
Petroleum, dangerous, flashing below 76° F.—Benzene, Benzol, Petrol and other motor spirits Gals.	16,448	2,052	1,348	1,202	2,072	82,350	5,840	5,805	4,085	7,817
Paints, solutions, and compositions flashing below 76° F..	225	19	510	2,569	557	1,150	270	8,762	10,309	3,245
Other kinds	1,521,254	1,477,690	1,899,727	1,979,795	3,337,386	14,73,630	17,32,690	20,53,772	17,64,385	47,91,052
Total Mineral oils	144,495,577	125,395,263	122,970,421	132,903,605	168,902,484	9,26,48,150	8,34,09,200	7,93,93,668	6,80,23,116	8,39,55,142
Vegetable, non-essential—										
Castor	329	531	382	812	1,418	1,450	3,140	4,788	5,483	9,659
Coconut	89,042	240,038	72,624	7,092	126,032	92,350	7,44,090	1,93,368	18,169	3,00,023
Cotton seed	6	86	567	1	3,350	120	830	1,751	7	16,186
Groundnut	3,503	6,817	10,800	1,777	3,795	10,650	26,770	32,982	6,507	13,610
Linseed	134,982	275,069	286,533	268,165	244,585	6,43,700	15,08,110	11,10,878	10,32,048	10,14,738
Mustard or rape	214	779	1,726	337	217	630	2,850	6,306	4,032	795
Seamum (til or jinjil)	805	654	637	667	614	1,030	2,670	2,473	2,226	2,327
Tung oil	..	135	850
Other sorts	31,215	40,076	34,204	38,637	57,109	1,16,450	1,86,900	1,39,351	1,39,586	1,70,419
Total Oils, Vegetable, non-essential	293,576	564,184	407,323	317,388	437,721	8,66,390	24,70,210	14,91,897	12,08,058	15,36,752
TOTAL OILS	144,792,823	126,019,553	123,412,207	133,266,718	169,377,958	9,43,76,470	8,76,40,490	7,56,14,065	7,00,15,660	8,65,17,928
Oilseeds Tons	465	1,103	176	195	198	50,650	1,40,590	18,878	10,446	12,522
Oil-cloth and Floor-cloth Sq. Yds.	489,960	1,356,067	187,260	507,706	629,527	7,06,030	28,48,890	6,29,676	9,46,083	8,57,470
Opium Lbs.	38	59	38	13	2	3,450	3,760	2,659	2,323	580
Packing—Engine and Boiler—of all kinds (excluding asbestos) value	—	—	—	—	—	9,73,220	5,46,920	4,02,094	3,21,013	2,46,749
Paints and Painters' materials—										
Paints and colours—										
Barytes Cwts.	..	4,922	917	2,077	8,780	..	64,090	7,610	10,624	39,682
Blue paint or Paris blue	645	2,593	1,635	1,595	1,711	49,500	3,08,020	1,68,168	1,54,487	1,86,553
Enamels, prepared (a)	—	6,766	5,219	4,532	7,213	—	7,31,340	4,41,745	5,13,917	5,25,355
Graphite	3,225	8,203	8,433	6,278	5,587	79,090	1,51,100	2,14,349	1,87,022	1,29,264
Red lead—										
Genuine, dry	32,537	21,338	30,618	89,214	21,671	10,37,310	7,82,850	11,18,937	12,32,363	6,52,006
Reduced, dry	1,531	3,190	71	254	495	26,000	63,320	2,076	4,901	6,145
White lead—										
Genuine, dry	8,202	9,130	10,513	13,021	9,235	4,24,170	4,19,380	4,26,949	4,77,666	3,16,777
Reduced, dry	407	349	615	1,109	422	12,870	13,970	20,144	38,671	18,589
Genuine, moist	25,472	24,265	11,579	14,160	12,826	9,22,000	11,06,080	4,57,666	4,60,927	4,19,378
Reduced, moist	1,585	2,920	1,166	1,677	1,290	58,400	1,27,900	49,992	62,394	48,356
Zinc, white—										
Genuine, dry	3,436	3,122	10,487	4,231	6,167	1,70,360	1,50,600	5,32,353	1,81,746	2,25,238
Reduced, dry	932	1,044	530	1,332	1,936	21,720	30,240	11,674	36,216	43,994
Genuine, moist	16,004	18,654	11,417	23,642	26,041	7,41,800	10,92,590	5,75,678	10,78,612	11,20,984
Reduced, moist	4,717	12,379	5,507	8,840	6,161	1,74,430	4,28,100	1,72,121	2,54,329	1,79,176
Other sorts	173,299	228,209	165,267	174,245	205,914	59,55,620	97,77,030	61,15,078	64,78,054	65,86,175
Total Paints and Colours	271,942	347,083	263,969	296,707	315,249	96,68,270	1,52,47,010	1,03,14,540	1,10,71,081	1,04,92,662
Painters' materials (other than paints and colours)—										
Turpentine—										
Genuine turpentine. Cwts.	6,778	6,804	3,241	3,440	3,648	4,23,450	6,03,440	2,70,520	2,78,917	2,41,297
Turpentine substitute	2,856	2,811	2,172	3,479	1,661	97,580	83,050	72,458	94,795	58,546
Varnish	27,431	33,003	12,907	20,705	24,147	22,85,650	30,70,000	13,61,970	19,37,469	18,60,694
Other kinds value	—	—	—	—	—	5,96,410	5,18,120	3,76,508	3,87,658	4,35,984
Total Paints and Painters' materials	—	—	—	—	—	1,30,71,360	1,95,21,680	1,23,96,086	1,37,69,870	1,30,89,183
Paper and Pasteboard—										
Paper—										
Packing paper Cwts.	84,491	154,737	108,457	150,000	98,598	17,41,790	53,04,490	19,15,728	26,50,062	20,79,789
Printing paper—										
Newsprinting (b)	200,084	557,964	218,285	386,804	200,582	63,55,010	2,84,89,890	73,54,085	95,86,001	33,23,187
Other sorts (b)	—	—	—	—	197,683	—	—	—	—	53,24,939
Writing paper and envelopes (b)	—	—	—	—	—	—	—	—	—	—
Writing paper in large sheets (c)	—	—	91,674	156,449	150,865	44,90,380	2,03,60,870	47,88,011	62,22,835	48,15,336
Note and letter paper and envelopes (c)	—	—	—	—	12,104	—	—	—	—	8,07,864
Old newspapers in bales and bags (b)	—	—	—	—	—	—	—	—	—	—
Other kinds of paper	269,302	245,036	229,123	300,644	441,595	57,73,330	1,02,03,230	42,39,774	62,03,108	33,03,803
Paper manufactures (c)	—	—	18,396	20,147	22,905	20,96,850	40,48,460	22,23,469	15,88,435	26,28,598
Total Paper	—	—	—	—	1,178,632	2,04,58,200	8,84,06,890	2,95,21,627	2,92,52,091	2,41,44,551

(a) Separately recorded from 1920-21.

(b) Separately recorded from 1923-24.

(c) Separately recorded from 1923-24.

No. 10—continued.

TOTAL IMPORTS of ARTICLES of BRITISH and FOREIGN MERCHANDISE—continued.

ARTICLES	QUANTITY					VALUE				
	1919-20	1920-21	1921-22	1922-23	1923-24	1919-20	1920-21 ¹	1921-22	1922-23	1923-24
Paper and Pasteboard— <i>continued,</i>						R	R	R	R	R
Pasteboard, millboard, and cardboard of all kinds— Straw boards (b) Cwts Other kinds (b) .. Manufactures of pasteboard, millboard and cardboard (b)	174,403	195,414	138,381	126,888	163,882 34,823 18,098	29,87,460	46,27,400	28,80,822	16,14,704	14,54,200 7,61,711 7,47,165
Total Pasteboard, millboard, and cardboard of all kinds	174,403	195,414	138,381	126,848	211,803	29,87,460	46,27,400	28,80,822	16,14,704	29,68,085
Total Paper and Pasteboard.				1,206,932	1,380,435	2,31,45,720	7,30,34,250	2,84,11,449	2,78,66,735	2,71,07,610
Paper making materials— Pulp of wood Cwts. Rags and other materials for paper making ..	110,692 27	188,799 ..	191,821 888	180,244 11	154,931 10	15,82,910 910	49,91,000 ..	43,65,410 2,508	24,25,414 423	20,45,440 268
Total Paper making materials ..	110,719	188,799	192,209	180,255	154,941	15,83,820	49,91,000	48,67,918	24,25,837	20,45,708
Paraffin wax .. Tons	0	7	64	187	209	5,410	7,980	40,884	89,070	70,531
Perfumery (not being per- fumed spirits) .. value	—	—	—	—	—	3,97,820	3,19,810	3,07,881	3,73,993	3,56,088
Pitch and Tar— Coal Tar and Pitch Cwts. Stockholm Tar and Pitch ..	116,176 6,195	148,295 6,767	88,301 3,864	82,603 5,040	57,530 4,121	7,87,640 1,18,150	10,60,290 1,45,690	7,40,819 78,745	6,04,335 1,02,894	4,28,756 61,436
Total Pitch and Tar ..	122,371	150,062	91,665	88,243	61,650	8,65,790	12,05,880	8,19,564	7,07,229	4,93,192
Plants, living, including Bulbs and seeds for sowing .. value	—	—	—	—	—	30,890	52,330	43,932	75,684	92,488
Polishes — Polishes and composi- tions for application to leather .. Polishes and compositions for application to metals, etc. .. Wood polish (a) ..	—	—	—	—	—	14,85,500 6,49,990 —	32,15,350 9,33,300 1,02,540	5,23,913 8,80,410 1,08,967	8,89,242 8,93,925 1,00,818	13,48,261 9,06,665 1,01,893
Total Polishes ..	—	—	—	—	—	21,35,490	42,51,880	15,13,290	18,83,965	23,51,824
Precious stones and Pearls, unset— Diamonds, (b) .. Other Precious Stones* (b) .. Pearls .. Total Precious stones and Pearls, unset ..	—	—	—	—	—	—	—	—	—	85,21,007 3,77,337 90,81,902 1,79,81,237
Printing and Lithogra- phing machinery and materials (excluding paper)— Printing and lithograph- ing presses .. Printing type Cwts. Printer's and Litho- grapher's ink .. value Other materials ..	— 780 — —	— 1,991 — —	— 1,940 — —	— 1,315 — —	— 1,452 — —	— 1,01,670 3,38,560 3,14,340	— 4,65,350 6,88,400 8,27,670	— 4,98,703 3,85,349 9,76,531	— 2,85,887 5,19,739 5,35,686	— 2,31,277 4,80,211 3,61,016
Total Printing and Lithogra- phing machinery and materials	—	—	—	—	—	9,98,820	44,70,160	40,92,771	25,19,356	32,19,708
Prints, Engravings, and Pictures — Photographs and picture postcards .. Others ..	—	—	—	—	—	—	—	—	—	87,401 1,84,829
Total Prints, Engravings, and Pictures ..	—	—	—	—	—	2,06,770	3,19,250	4,15,941	3,94,577	2,72,230
Provisions and Oilman's stores— Bacon and hams .. Cwts. Biscuits and cakes .. Butter (including canned) .. Canned and bottled provisions (not specified elsewhere)— Canned or bottled fruits (a) Cwts. Tinned or canned fish .. Others .. Cheese (including canned) .. Cocoa and chocolate .. Farinaceous and patent foods— Farinaceous foods in bulk (b) Milk foods for infants and invalids (wholly or mainly milk) .. Other sorts .. Ghi .. Isinglass .. Jams and jellies .. Lard ..	14,289 47,288 647 — 14,693 109,030 7,301 9,596 270,982 6,206 856 7,129 315	8,216 41,861 1,458 15,540 21,230 97,549 10,558 7,154 254,974 6,401 594 16,658 1,490	10,136 13,928 300 10,760 10,998 59,068 7,711 3,482 273,772 687 383 11,004 477	11,846 21,901 542 14,044 30,982 55,411 8,407 4,809 277,489 1,626 408 10,749 840	12,589 22,937 504 14,547 24,500 68,185 9,022 3,260 249,937 1,540 370 14,275 985	17,49,900 30,68,400 1,48,620 — 10,13,190 72,82,630 8,56,550 12,42,610 63,33,040 5,77,200 1,90,070 3,00,230 15,070	14,52,420 40,94,820 3,39,980 11,70,360 16,69,740 88,78,670 18,34,330 14,30,820 70,92,150 4,81,200 1,11,840 11,27,040 1,38,760	16,41,811 18,36,286 78,821 6,64,717 8,49,980 51,33,151 13,02,505 7,72,358 59,78,125 40,587 90,307 8,41,950 30,984	15,92,913 26,98,950 1,38,839 8,85,049 18,97,303 46,88,496 11,69,933 8,82,655 69,99,095 89,521 1,29,751 7,29,476 39,993	14,48,618 26,97,814 1,05,726 8,16,864 18,31,217 48,89,110 11,50,255 4,73,942 40,50,048 95,486 1,08,251 8,18,000 49,902

* Inclusive of imports by postal packets referred to Collectors of Customs for assessment with effect from 1923-23.
(a) Separately recorded from 1920-21.
(b) " " " 1923-24.

IMPORTS

No. 10—continued.

TOTAL IMPORTS of ARTICLES of BRITISH and FOREIGN MERCHANDISE.—continued.

ARTICLES	QUANTITY					VALUE				
	1919-20	1920-21	1921-22	1922-23	1923-24	1919-20	1920-21	1921-22	1922-23	1923-24
Provisions and Oilman's stores—continued.						R	R	R	R	R
Milk, condensed and preserved, including milk cream . . . Cwts.	97,739	61,750	81,530	61,954	70,913	40,18,940	44,82,370	64,39,632	44,12,316	46,70,808
Pickles, chutnies, sauces, and condiments . . . "	7,615	8,180	4,776	5,195	5,358	5,78,560	7,79,270	5,26,016	5,28,788	5,42,026
Vinegar (excluding bottled vinegar) . . . Gals.	19,977	21,561	23,363	22,697	22,755	36,390	30,820	43,296	40,486	34,417
Other sorts of provisions . . . "	14,718	14,337	12,715	16,106	14,372	7,79,730	8,72,010	7,56,579	8,14,969	7,72,930
Total Provisions and Oilman's stores . value	—	—	—	—	—	2,00,91,120	3,60,96,090	2,70,36,255	2,77,30,379	2,80,21,866
Railway plant and Rolling stock—										
Carriages and wagons and parts thereof . value	—	—	—	—	—	3,00,50,010	6,54,43,130	8,89,07,720	5,14,41,151	6,09,03,269
Locomotive engines and tenders and parts thereof . . . "	—	—	—	—	—	42,98,380	4,33,20,790	6,90,9,933	2,15,07,992	2,76,37,952
Materials for construction—										
Bridgework . . . Tons	1,471	5,374	14,635	9,255	21,050	3,97,540	23,01,270	79,57,054	32,87,856	49,00,784
Rails, chairs, and fish-plates of steel or iron . . . "	37,830	37,496	69,640	82,461	78,646	72,00,560	1,29,07,370	1,50,25,826	1,21,95,363	1,05,24,930
Sleepers and keys of steel or iron . . . "	9,347	32,129	38,644	77,900	26,177	15,92,810	77,62,310	92,08,025	1,52,65,144	45,60,368
Sleepers of wood (b) . . . "	771	22,908	14,028	16,337	28,504	1,09,170	48,09,050	23,30,934	25,16,081	38,02,716
Other kinds of materials . . . "	4,778	11,254	11,427	13,482	15,376	19,24,290	47,61,030	65,01,633	43,67,260	48,20,055
Total Railway plant and Rolling-stock . value	—	—	—	—	—	4,58,72,760	14,13,04,950	18,91,06,135	11,05,89,847	11,72,46,081
Rubber—										
Raw . . . Lbs.	264	2,723	6,063	425	54,142	200	3,360	8,087	421	45,811
Manufactures—										
Tyres for motor vehicles . No.	126,311	204,332	127,537	157,807	174,770	94,22,490	1,40,60,170	95,84,650	1,06,60,030	99,96,469
Tubes for motor tyres . . . "	121,744	257,644	137,532	154,631	180,119	20,18,020	28,99,090	14,11,033	16,09,388	15,77,401
Tyres and tubes for cycles (c) . . . "	—	—	—	—	719,279	—	—	—	—	20,95,979
Other manufactures (except apparel and boots and shoes) . value	—	—	—	—	—	52,19,150	82,43,070	44,39,680	57,59,228	31,26,615
Total Rubber . . . "	—	—	—	—	—	1,66,59,050	2,52,05,690	1,54,36,409	1,80,29,667	1,68,42,205
Salt . . . Tons	446,236	620,904	472,427	542,133	474,606	2,09,52,400	2,28,13,450	1,51,69,057	1,68,79,854	1,10,27,867
Seeds—										
Oil seeds—										
Essential . . . Tons	1,769	1,225	686	200	233	9,86,340	5,72,170	3,19,877	80,930	77,167
Non-essential—										
Castor . . . "	300	35	14	16	..	85,010	8,650	2,846	3,305	..
Copra or coconut kernel . . . "	25,917	8,260	1,700	201	653	1,05,94,130	35,72,790	7,79,064	56,773	2,24,859
Cotton . . . "	65	6	27	7	..	21,300	870	5,707	639	270
Groundnuts . . . "	49	492	589	2	15	16,410	1,20,020	1,07,911	872	3,453
Linseed . . . "	95	58	90	36	95	22,850	29,850	18,080	7,330	13,846
Mustard . . . "	5	4	15	5	2	1,510	390	4,989	670	547
Poppy . . . "	13	8	..	4	20	3,920	1,030	26	969	3,576
Rape . . . "	1	2	320	13	327
Sesamum (til or jinjil) . . . "	1,505	1,394	1,134	141	41	4,75,080	4,16,310	1,04,799	34,482	9,255
Fer . . . "	10	17	4	5	1	26,520	29,320	8,386	9,422	6,724
Others . . . "	232	150	98	156	10	71,230	40,710	39,753	34,382	36,641
Other than oil seeds . . . "	132	220	308	167	190	2,94,850	3,48,490	2,87,068	2,24,370	1,97,674
Total Seeds . . . "	30,098	11,920	4,755	940	1,392	1,25,99,470	51,49,630	16,73,380	4,54,157	5,44,339
Shells and Cowries—										
Cowries . . . Cwts.	10,767	14,536	22,814	13,892	12,523	66,950	1,04,980	1,32,468	1,03,609	84,139
Shells—										
Shells (chanks, sankhil, large ornamental shells, cowras, mother-of-pearl shells, and oyster shells) . . . "	24,776	11,940	17,098	16,263	20,438	2,67,690	1,54,980	1,95,344	1,87,625	2,14,807
Tortoise-shell (including nakhi'a or nakhi) . . . Lbs.	40,932	14,272	22,250	24,861	17,094	1,44,740	62,550	93,940	82,627	20,560
Total Shells and Cowries . value	—	—	—	—	—	4,79,360	3,22,510	4,21,752	3,73,861	3,20,506
Smoker's requisites (excluding tobacco) . . . "	—	—	—	—	—	8,66,230	9,90,480	4,94,475	6,29,519	6,04,570
Soap—										
Household and laundry soap in bars or tablets . . . Cwts.	260,004	252,318	216,262	2,38,977	281,370	74,22,740	77,08,750	73,21,674	74,63,880	82,32,486
Toilet soap . . . "	38,984	49,695	11,258	25,323	24,816	48,99,940	58,88,220	13,89,924	34,69,803	32,52,402
Other sorts . . . "	9,634	11,403	5,262	7,516	8,560	4,00,450	5,02,400	2,80,998	4,60,990	4,42,378
Total Soap . . . "	308,622	313,416	232,782	271,816	314,746	1,27,23,130	1,41,00,370	89,92,596	1,13,94,673	1,19,27,266

(a) Separately recorded from 1920-21.
 (b) Includes sleepers of Jarrah and other wood.
 (c) Separately recorded from 1923-24.

TOTAL IMPORTS of ARTICLES of BRITISH and FOREIGN MERCHANDISE.—continued.

ARTICLES	QUANTITY					VALUE				
	1919-20	1920-21	1921-22	1922-23	1923-24	1919-20	1920-21	1921-22	1922-23	1923-24
Specimens illustrative of natural science . . . value	—	—	—	—	—	R 10,840	R 11,900	R 15,857	R 12,308	R 23,032
Spices—										
Betelnuts . . . Cwts.	1,126,150	955,669	983,683	1,109,077	1,361,631	1,55,32,090	1,46,04,470	1,36,81,318	1,62,56,405	2,01,65,778
Cardamoms . . . "	133	1,292	1,537	2,089	665	13,190	1,13,330	1,61,158	2,45,374	71,444
Cassia . . . "	1,381	990	103	171	..	48,770	38,890	2,592	5,305	..
Chillies . . . "	1,501	258	1,958	783	455	67,950	3,950	37,428	21,885	11,079
Cinnamon . . . "	79	53	65	98	46	4,390	3,200	3,221	8,096	2,766
Cloves . . . "	82,967	57,370	50,792	109,093	62,428	54,47,160	33,94,440	43,73,379	68,22,091	41,60,000
Ginger . . . "	2,178	1,364	482	9,284	13,910	74,310	42,230	14,010	2,52,640	4,73,330
Nutmegs . . . "	12,771	8,530	12,549	10,051	10,283	5,08,930	2,77,660	3,42,616	3,64,314	3,53,866
Pepper . . . "	11,994	9,573	10,768	9,442	10,276	6,70,450	4,70,270	4,57,123	3,98,128	4,12,294
Other sorts . . . "	4,019	2,146	3,300	3,398	3,344	2,90,710	1,59,740	1,85,741	1,58,410	1,96,111
Total Spices . . . "	1,243,173	1,037,272	1,074,247	1,253,926	1,463,038	2,26,52,950	1,91,07,880	1,92,59,480	2,45,34,648	2,58,77,559
Starch and Farina—										
Starch . . . Cwts.	164,878	85,788	92,075	140,987	125,794	26,29,660	13,83,810	12,19,161	17,44,447	15,21,455
Farina and Potato flour . . . "	10,531	11,954	26,205	45,152	42,705	2,37,860	2,82,090	5,92,196	7,35,701	5,22,110
Total Starch and Farina . . . "	175,409	97,742	1,18,280	186,139	168,499	30,67,490	16,66,800	18,11,357	24,80,148	20,43,565
Stationery (excluding paper)—										
Pencils (excluding slate pencils) (b) . . . dozens	—	—	—	—	3,048,990	78,25,410	1,82,14,550	91,37,340	91,74,461	93,33,115
Other sorts (b) . . . value	—	—	—	—	—	—	—	—	—	79,73,331
Total Stationery . . . "	—	—	—	—	—	78,25,410	1,82,14,550	91,37,340	91,74,461	89,06,446
Sticks and Whips . . . "	—	—	—	—	—	1,06,050	1,79,050	82,305	94,310	1,29,992
Stone and Marble—										
Stone and marble . . . Tons	5,438	9,547	7,314	2,703	4,709	4,50,970	9,96,740	4,00,255	3,58,828	4,56,061
Articles of stone and marble . . . "	581	508	496	834	428	1,31,540	2,58,420	2,66,104	4,08,611	1,35,110
Total Stone and Marble . . . "	6,019	10,055	7,810	3,537	5,137	5,82,510	12,55,160	6,66,359	7,67,439	5,91,171
Sugar—										
Sugar, 16 Dutch standard and above . . . "	408,376	236,184	717,136	442,237	381,175	21,82,60,420	16,94,53,670	20,76,76,070	14,84,36,957	13,63,57,891
" 15 Dutch standard and below . . . "	347	724	506	189	367	1,56,930	4,20,200	1,12,183	39,098	1,13,606
Molasses . . . "	71,979	105,224	64,357	60,871	63,672	86,38,520	1,04,70,790	40,47,478	42,57,672	45,14,490
Confectionery . . . "	1,250	1,584	648	789	827	21,25,040	39,35,910	18,75,362	17,68,410	20,70,880
Saccharin . . . Lbs.	41,810	55,759	48,939	100,254	33,915	4,45,700	7,44,270	4,17,165	3,86,922	1,14,991
Beet Sugar (b) . . . Tons	—	—	—	—	29,680	—	—	—	—	1,13,34,060
Total Sugar . . . Tons	481,971	343,691	782,665	504,030	476,035	22,09,26,620	18,50,29,740	27,50,28,258	15,48,89,068	15,45,06,791
Tallow and Stearine—										
Grease (excluding mineral grease) (a) . . . Cwts.	40,049	82,170	47,392	12,918	14,706	22,53,560	48,27,850	10,14,937	3,86,238	3,57,032
Other sorts (a) . . . "	—	—	—	50,036	59,857	—	—	—	21,38,593	22,14,240
Tea—										
Black . . . Lbs.	3,820,754	2,329,047	1,035,185	2,023,434	5,967,994	23,93,630	13,46,330	6,30,514	14,19,194	35,03,884
Green . . . "	3,555,080	3,104,782	5,546,786	4,985,980	6,870,179	29,80,990	28,74,480	49,09,469	31,33,071	47,22,435
Total Tea . . . "	7,375,834	5,433,829	6,581,971	7,009,414	12,838,173	53,74,620	42,20,810	11,29,983	45,52,265	82,26,319
Tea-chests, entire or in sections—										
Of iron or steel or other metal . . . value	—	—	—	—	—	2,38,800	3,69,300	1,55,043	54,410	1,95,490
Of wood . . . "	—	—	—	—	—	67,29,950	98,50,500	57,29,431	62,62,031	62,96,500
Total Tea-chests, entire or in sections . . . "	—	—	—	—	—	69,68,750	1,02,20,110	58,84,474	62,56,441	64,91,990
Telegraphs, materials for construction and accessories (excluding electrical) . . . "	—	—	—	—	—	25,150	92,010	4,24,721	96,787	80,000
Telephones, materials for construction and accessories (excluding electrical) . . . "	—	—	—	—	—	1,93,270	6,51,920	27,06,862	14,51,797	2,61,200

(a) Separately recorded from 1922-23.
(b) " " " " " " 1923-24.

ABSTRACT TABLES
IMPORTS

No. 10—continued.

TOTAL IMPORTS of ARTICLES of BRITISH and FOREIGN MERCHANDISE.—continued.

ARTICLES	QUANTITY					VALUE				
	1919-20	1920-21	1921-22	1922-23	1923-24	1919-20	1920-21	1921-22	1922-23	1923-
						₹	₹	₹	₹	₹
Textiles—										
Cotton—										
Raw Tons	3,303	9,314	24,450	10,708	12,718	67,79,640	1,69,49,400	3,44,28,425	1,73,34,349	2,50,69
Waste Cwts.	203	155	64	100	1,045	7,000	5,650	2,311	7,263	23
Twist and yarn—										
Grey (unbleached)										
Nos. 1 to 10 . . Lbs.	41,377	216,748	91,109	89,003	106,974	45,730	3,78,540	1,07,857	81,095	67,
“ “ 11 to 15 . . “	114,268	147,608	54,749	35,755	102,318	1,62,270	2,89,460	1,01,021	56,948	92
“ “ 16 to 20 . . “	182,284	6,992,005	6,555,248	12,652,413	6,376,985	3,31,740	94,46,090	74,42,611	1,19,89,324	66,83
“ “ 21 to 25 . . “	31,653	128,482	900,434	448,681	230,939	45,090	3,23,580	10,99,306	5,80,081	3,20,
“ “ 26 to 30 . . “	581,276	3,435,820	4,063,280	4,650,499	892,959	10,58,920	76,19,870	58,51,739	61,92,670	12,51,
“ “ 31 to 40 . . “	2,079,070	13,884,885	19,085,169	21,061,132	12,943,316	47,78,960	3,64,48,830	3,17,67,131	2,97,70,539	2,00,15
“ “ 41 to 50 . . “	1,061,387	1,428,683	2,516,990	2,130,787	2,077,845	25,95,750	50,85,560	53,18,472	30,61,361	38,56,
“ “ 51 to 60 . . “	767,059	1,776,373	2,703,284	1,772,419	2,490,251	25,10,560	65,00,320	77,01,127	30,90,889	51,65,
“ “ 61 to 100 . . “	1,143,177	850,516	2,742,163	1,957,309	2,163,172	37,02,020	38,99,540	85,06,572	47,34,732	53,93,
“ above No. 100 . . “	50,002	36,511	134,888	122,615	1,005,573	2,89,950	1,85,040	6,28,932	5,63,345	5,16,
Grey Two-folds (doubles) . . “	840,254	3,183,418	4,978,791	4,062,809	3,434,453	21,31,120	94,00,850	96,68,347	60,38,000	58,23,
White (bleached) “	1,077,022	2,039,675	2,520,470	1,894,401	2,650,084	26,73,730	76,64,240	64,55,523	41,45,042	59,60,
Coloured Nos. 1 to 20 . . “	120,365	233,756	260,183	292,130	270,857	3,11,080	7,08,800	6,54,757	6,67,704	5,17,
“ “ 21 to 25 . . “	307,888	304,120	319,039	352,109	242,463	8,41,910	9,36,000	7,74,580	7,70,851	4,61,
“ “ 26 to 30 . . “	135,702	321,270	174,332	57,607	99,934	3,19,930	8,62,680	3,22,294	1,02,725	1,18,
“ “ 31 to 40 . . “	4,772,971	8,957,567	7,705,232	5,596,038	6,863,551	1,40,58,700	2,96,39,400	1,96,93,711	1,16,27,594	1,38,77,
“ “ 41 to 50 . . “	91,896	454,879	221,170	4,500	68,333	1,93,990	15,78,330	5,19,560	12,568	1,26,
“ above No. 50 . . “	478,140	478,011	557,846	234,579	502,597	24,73,370	28,42,610	27,92,149	8,98,507	17,00,
Coloured Two-folds (doubles) . . “	448,107	1,060,387	772,451	490,324	597,803	13,82,920	41,13,970	23,70,155	12,83,066	14,45,
Mercerised cotton yarn	470,481	1,379,536	793,764	1,320,141	2,019,203	23,02,840	72,68,380	32,74,220	40,57,884	59,45,
Unspecified descriptions of twist and yarn “	352,825	127,390	24,014	48,898	4,244	13,83,000	4,92,300	72,126	1,43,318	5,7
Total Twist and Yarn “	15,097,204	47,388,495	57,124,612	50,274,229	44,574,815	4,35,94,580	13,57,83,340	11,51,22,280	9,25,84,833	7,91,75,5
Manufactures—										
Blankets	1,885,120	3,329,626	2,682,929	1,195,670	3,240,510	28,97,880	43,63,450	25,24,815	12,90,079	27,55,9
Canvas Yards	447,391	958,996	356,719	342,681	464,293	10,88,520	19,32,110	5,60,274	5,61,631	4,75,14
Handkerchiefs and shawls in the piece—										
Handkerchiefs No.	4,682,950	9,876,503	2,238,066	3,492,234	4,970,611	12,69,080	29,62,550	4,46,232	7,36,231	10,66,01
Shawls	194,944	829,309	266,036	597,180	944,249	4,33,730	17,59,670	5,05,758	8,80,480	12,20,14
Hosiery—										
Stockings and socks (b) { Dozen } Underwear (a) { pairs } Other sorts (a) { value. }	—	—	—	—	704,621	—	—	—	—	17,11,99
Lace and patent net . . Yards	668,513	792,554	256,889	734,029	1,053,290	5,68,810	9,04,000	3,41,043	6,30,000	8,67,511
Piece Goods—										
Grey (unbleached)—										
Plain Grey—										
Chadars	3,487	24,677	14,994	3,600	—	3,010	18,670	9,893	1,250	—
Dhulis, Saris and Scarves . .	1,329,118	373,722	1,429,784	866,196	450,132	7,16,210	1,90,490	5,59,370	3,81,180	1,99,70
Drills and Jeans	9,810,985	17,616,153	16,123,399	14,276,255	16,891,649	56,70,970	98,78,050	60,76,056	58,75,421	67,26,00
Flannel and Flannelottes . .	465	1,867	52	412,280	6,332	690	5,870	100	1,21,873	3,53
Jaconets, including Madapolams, Mulls and Cambrics	40,764,042	39,061,254	55,181,225	83,592,456	72,949,507	1,71,14,950	1,74,73,230	1,92,85,900	2,81,21,755	2,43,08,762
Longcloth and sirtings	114,484,040	181,892,954	129,364,310	280,131,406	119,036,316	5,30,41,970	8,74,85,880	4,97,19,723	10,05,04,313	4,32,43,383
Sheetings	17,778,299	46,357,810	50,164,128	44,515,685	60,742,098	88,73,180	2,25,35,040	1,78,32,091	1,64,10,521	2,17,70,380
T. cloth and Domestics	1,563,967	2,941,768	397,719	583,846	510,531	8,37,850	13,54,910	1,08,263	2,29,979	2,16,975
Unspecified descriptions	410,459	560,934	574,296	221,265	487,762	4,82,410	4,22,170	2,58,984	1,35,496	2,70,278
Total Plain Grey	186,150,862	288,870,148	253,199,898	424,601,989	270,984,317	8,67,44,510	13,93,73,200	9,48,11,289	15,17,90,197	9,67,10,80

(a) Separately recorded from 1920-21.
(b) " " " " 1923-24.

IMPORTS

No. 10—continued.

TOTAL IMPORTS of ARTICLES of BRITISH and FOREIGN MERCHANDISE—continued.

ARTICLES	QUANTITY					VALUE				
	1919-20	1920-21	1921-22	1922-23	1923-24	1919-20	1920-21	1921-22	1922-23	1923-24
Textiles—continued										
Cotton—continued										
Manufactures—continued										
Piece goods—continued										
Coloured, printed or dyed										
<i>—no limited</i>										
Dyed goods—continued										
Drills and Jeans . Yards	1,338,895	3,972,647	1,829,785	2,498,683	2,440,740	11,568,200	36,23,420	16,02,248	18,15,843	18,12,900
Flannel and Flannelettes ..	335,787	3,167,208	791,382	401,363	98 7,721	2,74,910	22,02,530	6,56,873	2,14,900	4,52,800
Prints and Chintz . . .	1,923,007	1,069,797	102,198	146,777	91,860	10,95,110	6,78,040	61,462	75,640	32,500
Saris and Scarves . . .	1,905,058	929,863	242,690	420,771	293,877	10,70,930	5,37,750	1,60,650	2,51,807	1,75,800
Shirtings	13,360,798	25,201,050	15,305,490	25,143,570	25,186,591	60,68,200	1,30,76,400	69,09,851	96,60,125	98,29,500
Twills	3,734,258	18,660,770	2,389,163	5,794,442	8,828,369	30,44,290	1,75,07,520	16,22,008	30,40,818	54,91,900
Woven Lungis and Sarongs ..	258	201,556	114,519	108,368	41,033	210	1,93,610	83,208	80,795	35,400
Unspecified descriptions ..	25,336,007	61,930,541	9,333,945	28,740,931	54,935,423	2,34,65,810	6,65,85,120	78,74,577	1,89,20,960	3,64,63,200
Total Dyed Goods . . .	56,109,175	133,856,681	34,858,081	77,590,263	110,072,990	4,01,67,590	11,54,03,100	2,08,98,532	3,98,04,314	6,11,78,100
Woven coloured goods—										
Cambries, including Yards Madapollams, Muslins, Mulls, and Jaconets.										
	2,006,871	1,145,653	222,229	1,128,725	796,826	12,33,030	11,87,340	1,07,405	6,56,486	5,82,200
Chadars	18,940	22,164	979	..	2,400	17,250	18,210	1,797	..	1,500
Checks, Spots and Stripes	2,542,728	4,828,224	2,321,388	2,664,986	3,449,906	16,81,830	36,27,400	9,86,854	11,72,600	15,07,000
Phutis	3,111,642	5,487,132	4,675,812	5,690,957	217,442	22,16,480	53,96,120	31,87,889	37,40,567	1,95,700
Drills and Jeans . . .	2,757,101	2,713,307	1,175,894	2,452,263	3,862,056	16,36,770	20,85,730	6,23,207	11,62,549	17,80,300
Flannel and Flannelettes ..	487,731	4,405,933	330,135	588,579	1,930,232	2,97,780	32,69,400	1,77,949	2,47,088	9,34,500
Prints and Chintz . . .	9,079	69,008	..	478	8	5,120	39,390	..	405	..
Saris and Scarves . . .	464,866	2,458,183	408,046	1,512,050	2,637,796	2,94,610	18,28,760	2,69,468	7,60,561	13,07,900
Shirtings	2,872,346	6,633,138	1,956,538	4,128,730	9,191,559	21,60,310	49,50,760	9,43,605	16,73,470	38,32,900
Twills	731,901	2,516,716	605,814	1,918,112	1,371,270	6,50,990	21,83,170	2,37,181	4,63,120	5,97,800
Lungis and Sarongs ..	1,705,511	1,672,539	1,004,627	1,852,901	4,361,671	14,16,800	15,85,070	7,32,089	13,07,254	31,45,000
Unspecified descriptions ..	18,590,221	39,211,774	5,996,022	16,613,282	27,129,631	1,60,55,920	4,37,09,880	54,66,987	1,25,28,085	2,04,98,300
Total Woven coloured goods . . .	35,389,887	71,062,821	18,697,464	37,651,072	54,951,017	2,76,71,890	6,94,09,220	1,27,39,421	2,37,27,704	3,42,98,590
Total Coloured, Printed, or dyed ..	206,295,932	489,255,755	138,278,689	243,789,513	347,493,345	12,75,01,780	34,56,83,950	7,50,38,881	12,60,03,328	17,68,47,440
Ferts of all descriptions . . .	17,063,858	18,471,765	9,745,932	15,988,804	19,019,952	53,24,070	86,20,940	24,62,032	45,08,852	66,36,900
TOTAL COTTON PIECE GOODS . . .	1,080,747,882	1,509,720,056	1,089,799,408	1,593,295,066	1,485,826,020	51,76,36,660	83,77,75,180	43,15,95,384	58,51,34,077	50,84,76,070
Mops Lbs.	381,306	797,807	980,638	928,760	741,415	6,45,180	19,77,500	18,14,895	14,61,039	11,84,540
Thread, sewing	1,075,119	1,490,126	1,003,679	1,230,344	1,534,434	49 55,480	91,19,690	72,31,199	70,14,605	71,45,450
Towels in the piece . . Yards	5,231	14,269	8,905	879	20,600	17,350	18,590	16,066	1,286	9,200
Other sorts of manufactures Lbs.	1,187,752	1,645,212	1,131,295	1,058,113	1,220,801	31,80,090	55,16,230	29,73,915	29,83,526	29,26,670
TOTAL COTTON GOODS (including TWIST AND YARN). . . value	—	—	—	—	—	59,07,92,900	1,02,12,00,300	56,93,80,548	70,13,02,032	67,48,45,700
Flax—										
Raw Lbs.	5,379	75	5,440	80	..
Manufactures—										
Twist and yarn	7,594	22,000	15,983	8,127	9,177	17,110	60,690	24,792	8,340	12,700
Bags and sacks No.	3,790	956	460	609	267	9,930	4,310	2,110	3,553	619
Canvas Yards	1,174,748	1,449,004	577,594	858,267	909,792	26,77,170	39,10,590	16,05,480	16,52,256	10,72,700
Piece goods	325,700	394,631	188,086	411,744	476,789	3,61,840	6,36,640	1,93,720	3,47,443	4,21,140
Thread, sewing Lbs.	117,679	90,212	52,764	68,187	72,045	4,95,010	4,68,070	2,62,514	1,80,694	2,26,600
Other sorts	281,288	872,633	298,794	314,879	551,167	6,76,590	10,54,600	8,00,400	9,81,017	10,98,900
Total Flax manufactures (including twist and yarn) value	—	—	—	—	—	42,37,650	60,34,900	29,79,026	31,82,905	28,31,430
Haberdashery and Millinery—										
Lace and embroider. (a)	83,09,420	10,72,831	20,62,207	33,36,420
Towels not in the piece (a) No.	..	1,358,629	213,397	669,823	698,163	96,85,240	13,24,450	1,40,590	2,63,445	3,43,060
Other sorts (a) value	2,05,54,880	50,05,550	63,70,539	62,22,380

(a) Separately recorded from 1920-21.

No. 10—continued.

TOTAL IMPORTS of ARTICLES of BRITISH and FOREIGN MERCHANDISE—continued.

ARTICLES	QUANTITY					VALUE				
	1910-20	1920-21	1921-22	1922-23	1923-24	1910-20	1920-21	1921-22	1922-23	1923-24
Textiles—concluded										
Raw Cwts.	15,377	27,712	29,057	23,500	26,271	4,25,020	9,17,020	8,03,027	5,65,086	6,02,042
Manufactures (excluding cordage)—										
Bags and sacks No.	..	652	..	95	3,910	..	95	..
Cloth Yards	219,407	128,160	94,619	128,526	140,638	3,17,410	95,160	23,956	43,033	39,939
Other sorts value	—	—	—	—	—	1,13,230	5,07,510	2,80,545	1,09,390	2,54,221
Total Hemp Manufactures ..	—	—	—	—	—	4,40,640	6,66,880	3,04,501	2,12,518	2,04,100
Jute—										
Raw Tons	1	15	9	20	734	200	2,320	2,886	6,200	1,17,047
Twist and yarn Lbs.	14,808	31,471	550,302	25,416	3,505	8,020	20,070	1,04,348	12,120	2,835
Manufactures—										
Canvas Yards	521,535	571,747	120,669	174,546	181,427	9,08,310	8,45,330	2,52,513	2,26,346	1,98,987
Gunny bags No.	3,438,733	3,198,447	4,346,102	4,079,586	5,208,734	12,78,400	10,33,310	11,24,268	11,42,648	13,35,001
" cloth Yards	454,788	209,379	161,065	152,001	3,143,191	1,07,780	88,530	36,315	41,501	1,54,362
Rope and twine Cwts.	1,821	561	301	313	549	95,400	85,020	25,176	25,091	59,906
Other kinds "	1,631	2,864	2,403	2,144	21,823	1,75,090	5,53,880	3,51,571	2,31,594	3,30,718
Total Jute manufactures (including twist and yarn) value	—	—	—	—	—	26,93,900	26,28,790	10,84,101	16,79,300	20,81,950
Silk—										
Raw Lbs.	2,342,587	1,933,075	1,607,762	1,828,536	1,365,201	1,77,18,800	1,63,20,290	1,32,16,501	1,57,87,541	1,19,07,030
Waste "	42,300	125,629	159,643	130,743	68,555	1,16,060	3,30,850	3,06,383	2,45,104	2,02,570
Silk yarn, noils and warps, ..	459,683	783,548	562,458	807,025	907,034	32,08,540	62,49,730	43,76,300	62,35,805	70,73,923
Manufactures—										
Goods of silk mixed with other materials Yards	1,014,755	1,913,443	906,036	1,174,174	2,036,354	19,55,010	51,23,140	16,76,601	20,57,230	32,00,343
Silk piece goods "	29,134,620	22,432,974	13,955,656	14,331,111	14,086,542	5,23,99,170	4,10,69,640	2,31,96,656	2,20,61,451	2,29,83,862
Thread for sewing Lbs.	4,992	5,086	3,188	8,259	11,576	42,710	1,07,190	51,006	1,46,192	1,14,422
Other sorts "	73,750	74,309	29,104	33,390	57,751	16,37,830	13,83,410	5,00,982	5,53,794	6,03,346
Total Silk manufactures (including yarn, noils and warps) value	—	—	—	—	—	5,92,43,260	5,59,33,110	2,98,70,549	3,16,54,472	3,40,16,996
Wool—										
Raw Lbs.	1,317,706	1,073,407	1,360,845	1,839,940	4,838,634	7,48,230	6,50,160	9,11,710	13,04,629	40,54,840
Yarn and knitting wool ..	94,310	320,471	412,624	520,310	693,934	5,94,490	24,73,430	18,70,401	25,12,554	23,35,093
Manufactures—										
Blankets (a) "	—	272,203	62,155	122,535	584,026	—	6,26,800	1,60,990	2,37,823	5,21,501
Braids "	10,975	10,830	10,370	6,394	14,088	27,630	68,370	61,738	30,208	60,908
Carpets and rugs "	527,577	482,755	291,190	304,014	377,071	15,72,340	20,06,730	11,74,698	9,50,150	10,76,394
Hosiery "	91,707	325,054	62,270	122,336	178,037	6,27,400	32,04,900	5,48,300	8,67,784	10,81,200
Piece goods Yards	3,376,541	11,007,511	1,952,221	3,363,973	7,553,505	1,26,67,490	4,61,17,800	78,91,909	98,05,853	1,77,81,094
Shawls No.	18,707	16,272	44,137	110,582	211,766	1,08,090	1,18,280	1,68,466	3,82,579	11,54,183
Other sorts Lbs.	263,094	267,641	190,109	210,696	191,594	3,87,780	6,84,060	3,92,352	2,70,485	3,98,068
Total Woolen manufactures (including yarn and knitting wool) value	—	—	—	—	—	1,69,85,210	5,53,00,370	1,22,86,854	1,51,56,436	2,44,09,761
Artificial silk—										
Artificial silk yarn Lbs.	108,387	73,915	70,622	224,916	406,012	15,15,270	6,95,900	4,53,772	13,40,318	19,65,453
Piece goods of Cotton and artificial silk Yards	6,120,005	7,539,474	559,822	1,546,601	8,554,018	62,84,200	1,06,45,580	7,55,726	19,72,692	1,04,03,876
Other Textiles—										
Raw Cwts.	4	5	168	125	..
Manufactured value	—	—	—	—	—	5,200	3,420	7,621	52,196	1,86,628
TEXTILE RAW MATERIALS						2,57,96,630	3,51,75,690	4,97,36,031	3,52,50,377	4,21,15,746
YARNS AND TEXTILE FABRICS						60,08,78,460	1,18,32,38,060	62,43,01,772	76,58,55,000	76,00,33,293
Tobacco—										
Unmanufactured Lbs.	880,155	712,216	1,060,414	1,228,364	4,557,607	11,15,110	9,20,120	16,88,236	16,88,105	48,48,751
Manufactured—										
Cigars "	80,298	69,016	22,024	24,673	27,206	3,58,070	4,46,330	2,03,012	1,94,577	1,56,75,013
Cigarettes * "	4,139,544	6,205,562	2,738,897	4,087,286	3,453,118	1,68,63,490	2,56,20,620	1,31,34,169	1,85,33,726	17,85,675
Tobacco for pipes and cigarettes (a) "	—	560,961	200,024	309,791	279,244	—	23,21,120	12,79,139	10,84,008	1,50,405
Other sorts "	668,625	61,028	43,036	32,227	38,056	18,49,800	2,73,440	2,00,817	1,66,498	—
Total Tobacco "	5,788,622	7,609,683	4,063,395	5,682,341	8,354,631	2,01,80,560	2,95,61,230	1,65,06,763	2,25,67,007	2,26,18,495

(a) Separately recorded from 1920-21.

* The value of cigars and cigarette packs referred to Columns 6 and 7 is for articles sent with effect from 1922-23.

ABSTRACT TABLES

(50)

IMPORTS

No. 10—continued.

TOTAL IMPORTS of ARTICLES of BRITISH and FOREIGN MERCHANDISE—continued.

ARTICLES	QUANTITY					VALUE				
	1919-20	1920-21	1921-22	1922-23	1923-24	1919-20	1920-21	1921-22	1922-23	1923-24
Toilet requisites (not specified elsewhere) . value	—	—	—	—	—	40,20,050	54,49,850	24,38,751	41,70,202	48,94,289
Toys and requisites for games and sports, including fishing tackle—										
Toys No.	—	—	—	—	—	28,70,560	32,23,380	22,82,276	35,19,584	39,81,685
Requisites for games and sports (excluding firearms, etc.)—										
Playing cards No.	—	—	—	—	—	16,71,280	12,20,000	2,28,318	9,25,019	12,65,667
Other sorts No.	—	—	—	—	—	7,02,410	14,57,870	9,15,042	8,90,680	10,40,092
Total Toys and requisites for games and sports including fishing tackle No.	—	—	—	—	—	52,44,250	59,09,750	34,25,635	53,34,183	62,87,044
Umbrellas and Umbrella fittings—										
Umbrellas, complete, including parasols and sunshades No.	295,918	682,098	358,798	475,110	319,750	7,07,440	10,21,400	12,27,740	11,20,913	9,67,346
Umbrella fittings value	—	—	—	—	—	18,31,890	20,34,850	19,30,664	32,23,012	46,31,244
Total Umbrellas and Umbrella fittings No.	—	—	—	—	—	20,38,930	30,56,250	31,58,404	43,43,925	55,98,590
Vehicles, excluding locomotives, etc., for railways—										
Carriages and carts not mechanically propelled and parts thereof (excluding railway carriages, trucks, etc.)—										
Carriages and carts not mechanically propelled (excluding railway carriages, trucks, etc.) No.	2,291	5,371	8,821	8,811	4,438	5,71,050	7,80,48,210	20,17,212	13,82,410	9,71,727
Parts of carriages and carts (excluding rubber tyres) value	—	—	—	—	—	21,57,260	40,15,250	35,60,094	14,61,211	9,78,048
Perambulators and children's go-carts No.	3,585	4,737	2,648	3,859	5,382	1,33,070	2,56,890	1,51,463	1,69,426	2,13,512
Parts of perambulators and children's go-carts value	—	—	—	—	—	520	11,920	4,272	5,771	4,592
Total carriages and carts not mechanically propelled and parts thereof, etc. No.	—	—	—	—	—	28,62,500	82,32,270	63,38,941	30,18,827	21,67,879
Cycles (other than motor cycles) and parts thereof and accessories—										
Cycles imported entire or in sections No.	21,912	40,706	6,315	22,940	44,884	19,13,020	55,76,470	6,53,939	19,65,643	32,87,851
Parts of cycles and accessories (excluding rubber tyres) value	—	—	—	—	—	13,02,210	35,66,450	10,29,380	19,76,273	26,74,076
Total value of Cycles (other than motor cycles) and parts thereof and accessories	—	—	—	—	—	32,15,230	91,42,920	16,83,328	39,41,916	59,61,727

No. 10—concluded.

TOTAL IMPORTS of ARTICLES of BRITISH and FOREIGN MERCHANDISE—concluded.

ARTICLES	QUANTITY					VALUE				
	1919-20	1920-21	1921-22	1922-23	1923-24	1919-20	1920-21	1921-22	1922-23	1923-24
Vehicles, excluding locomotives, etc., for railways—concluded						R	R	R	R	R
Mechanically propelled vehicles (excluding railway locomotives and tractors)—										
Aircraft (a) . . . No.	—	—	—	2	—	—	—	—	7,986	—
Parts of aircraft (a) . . value	—	—	—	—	—	—	—	—	982	3,269
Motor cars (including taxi cabs) . . . No.	9,925	15,432	2,895	4,323	7,984	2,62,61,390	7,82,24,370	1,73,50,114	1,38,39,979	2,04,63,300
Motor cycles (including scooters) . . . "	2,332	5,179	734	866	1,182	16,65,080	53,50,010	8,87,183	8,65,112	9,25,127
Motor omnibuses, motor vans and motor lorries . . . "	1,229	2,885	580	480	1,044	48,35,100	2,23,43,100	29,48,559	21,70,574	25,01,411
Tram cars (a) . . . "	—	—	—	4	—	—	—	—	10,888	—
Parts of mechanically propelled vehicles and accessories other than of aircraft (excluding rubber tyres) . . . value	—	—	—	—	—	65,92,260	1,75,15,380	59,86,799	46,70,422	42,33,222
Total Mechanically propelled vehicles, etc. "	—	—	—	—	—	3,92,84,430	12,34,32,950	2,71,72,656	2,15,71,943	2,81,26,329
Ships, parts of . . . "	—	—	—	—	—	20,48,370	22,20,460	89,63,358	57,23,815	71,53,543
Total Vehicles (excluding locomotives, etc., for railways) . . . "	—	—	—	—	—	—	—	—	3,42,50,501	4,34,09,478
Wax of all kinds, other than paraffin wax (excluding candles) . . . Cwts.	3,628	998	3,089	3,176	1,585	1,61,150	71,610	2,10,920	1,96,317	99,619
Wood and Timber—										
Timber, other than railway sleepers—										
Deal and pine wood Cubic Tons	6,056	9,328	10,548	8,043	4,543	14,62,080	18,96,810	17,22,498	9,52,234	6,01,495
Jarrah wood (b) . . . "	—	275	938	385	493	—	34,370	1,18,607	39,372	48,252
Teak wood . . . "	30,374	30,159	26,924	17,023	14,900	78,69,210	54,43,410	48,32,842	20,85,060	22,04,374
Other timber . . . "	22,606	22,120	16,034	10,695	8,261	29,32,020	28,19,530	16,65,165	9,08,323	6,80,406
Total Timber, other than railway sleepers . . . "	68,036	62,382	54,444	36,146	28,107	1,22,63,260	1,01,94,120	83,30,022	45,84,989	35,34,527
Wood—										
Firewood . . . Tons	1,806	2,373	1,378	721	466	27,510	1,22,880	23,476	10,499	7,649
Ornamental wood—										
Ebony . . . value	—	—	—	—	—	290	240	—	1,928	2,597
Sandal . . . Tons	422	821	500	505	1,505	2,03,030	3,07,830	2,19,415	2,22,028	2,63,446
Other kinds . . . value	—	—	—	—	—	38,100	72,650	51,879	98,220	61,358
Total Ornamental wood . . . "	—	—	—	—	—	2,41,510	4,40,720	2,70,794	3,22,776	3,27,399
Manufactures of wood, other than furniture and cabinet-ware . . . "	—	—	—	—	—	22,62,140	41,11,540	28,75,985	9,30,905	26,69,728
Total Wood and Timber . . . "	—	—	—	—	—	1,57,94,420	1,48,69,260	1,15,98,377	58,49,169	65,39,303
Postal Articles not specified* . . . "	—	—	—	—	—	3,94,51,530	7,13,50,030	4,09,80,473	3,47,22,450	3,44,19,298
All other articles of merchandise—										
Unmanufactured . . . "	—	—	—	—	—	3,82,170	4,72,690	2,78,680	2,80,073	3,53,644
Manufactured . . . "	—	—	—	—	—	24,99,860	44,28,780	36,04,188	35,51,999	35,76,958
GRAND TOTAL . . . "	—	—	—	—	—	2,07,97,21,940	3,55,59,58,110	2,66,34,63,422	2,32,70,76,893	2,27,61,16,380

* The following classes of imports by post, including letter packets (registered and ordinary post) referred to Collectors of Customs for assessment are included from the 1st April, 1922, with their appropriate heads and sub-heads in the import returns: (a) Jewellery, (b) Precious stones, (c) Gold and Silver Thread, (d) Cigarettes and (e) Cinematograph films.

(a) Separately recorded from 1922-23.

(b) Sleepers of jarrah and other wood are included in "Sleepers of wood" under "Railway plant and rolling stock."

ABSTRACT TABLES

(52)

IMPORTS

(GOVERNMENT STORES)

No. 10-A

TOTAL IMPORTS OF GOVERNMENT STORES.*

ARTICLES	QUANTITY					VALUE				
	1910-20	1920-21	1921-22	1922-23	1923-24	1910-20	1920-21	1921-22	1922-23	1923-24
						R	R	R	R	R
GOVERNMENT STORES*—										
Apparel (including drapery, uniforms, accoutrements, but excluding hostery) . . . value	—	—	—	—	—	42,16,210	9,28,870	18,14,802	15,46,289	16,75,604
Arms, Ammunition, and Military stores—										
Firearms and parts thereof . . . "	—	—	—	—	—	81,99,900	9,12,155	9,81,692	44,48,365	10,30,678
Other sorts . . . "	—	—	—	—	—	22,36,180	50,17,501	6,07,377	22,15,812	17,75,334
Total Arms, Ammunition, and Military stores . . . "						1,04,36,080	50,20,656	15,89,069	66,64,177	28,12,012
Books printed, and printed matter (not being stationery), including maps and charts . . . "	—	—	—	—	—	44,340	77,598	3,71,352	8,31,733	1,32,731
Boots and Shoes . Pairs	500	126,738	1,438	12	4	26,940	20,68,590	30,409	200	67
Building and Engineering materials, other than of iron, steel, or wood—										
Bricks and tiles—										
Fire-bricks—(a) . . . No.	—	—	—	4,008	109,706	—	—	—	603	56,686
Other bricks (a) . . . "	1,88,325	27,400	25,137	11,752	—	35,200	5,725	37,358	13,405	—
Tiles (a) . . . "	—	6,525	424,494	37,515	71,820	—	1,292	34,257	8,021	14,973
Cement . . . Tons	932	7,977	5,086	2,805	11,085	98,590	7,48,199	4,71,778	1,82,748	3,66,939
Other sorts . . . value	—	—	—	—	—	7,780	54,452	96,816	67,614	83,488
Total Building and Engineering materials . . . "						1,41,570	8,09,668	6,40,209	2,72,391	5,21,180
Chemicals . . . "						11,10,200	13,23,277	10,93,526	10,40,076	6,87,503
Coal, Coke, and Patent fuel . . . Tons	205	—	877,873	825,507	2,329	10,420	—	1,56,67,644	1,11,88,066	90,571
Drugs, Medicines, and Narcotics—										
Drugs—										
Cinchona bark . . . Lbs.	384,669	86,536	1,265,086	857,619	731,732	3,03,420	1,39,705	16,91,285	11,17,970	6,30,490
Quinine salts—										
Quinine sulphate or bisulphate . . . "	64,400	39,200	40,314	48,499	44,990	10,47,380	8,62,405	17,96,172	10,90,598	11,46,911
Quinine hydrochloride or dihydrochloride . . . "	925	17	404	64	62	22,550	2,016	18,958	2,558	2,561
Others . . . "	122	730	1	17	—	6,760	6,030	4	1,080	17,835
Other sorts . . . value	—	—	—	—	—	3,60,280	7,31,927	5,09,326	2,43,412	3,99,931
Medicines and narcotics . . . "						2,69,040	7,12,839	2,22,761	1,04,250	1,13,282
Total Drugs, Medicines, and Narcotics . . . "						20,90,460	24,54,022	42,38,506	34,59,877	23,11,010
Earthenware and Porcelain—										
Earthenware including pipes . . . "	—	—	—	—	—	45,980	1,43,977	1,48,747	1,89,535	83,710
Porcelain—										
Electrical . . . "	—	—	—	—	—	2,130	6,804	45,222	1,761	2,907
Other kinds . . . "	—	—	—	—	—	44,560	65,702	49,147	63,190	36,385
Total Earthenware and Porcelain (excluding pipes of earthenware) . . . "						92,670	2,16,483	2,43,110	2,44,486	1,22,002
Glass and Glassware—										
Bottles and phials . . . Gross	6,263	4,467	1,627	38,341	3,720	71,230	1,30,178	1,27,778	1,42,716	96,954
Other glassware . . . value	—	—	—	—	—	2,92,770	4,95,765	5,09,454	5,28,637	3,43,422
Total Glass and Glassware . . . "						3,64,000	6,25,938	6,37,232	6,71,353	4,40,377
Hardware and Cutlery, including agricultural implements and plated ware . . . "						87,00,210	90,10,588	97,17,454	74,55,873	52,26,718
Instruments, Apparatus, and Appliances, and parts thereof—										
Musical . . . "	—	—	—	—	—	25,990	1,40,777	1,89,800	45,312	71,001
Photographic . . . "	—	—	—	—	—	—	—	—	1,135	21,711
Other kinds . . . "	—	—	—	—	—	41,65,210	67,36,835	1,08,67,487	67,46,671	50,17,194
Total Instruments, Apparatus, and Appliances, and parts thereof . . . "						41,91,200	68,77,612	1,10,57,000	67,93,118	51,10,004
Leather—										
Unwrought . . . Cwts.	48	13	2	144	58	9,870	8,929	1,657	72,821	10,968
Saddlery and harness . . . value	—	—	—	—	—	4,270	12,127	9,118	2,27,651	14,01,596
Other sorts (excluding boots and shoes) . . . "	—	—	—	—	—	35,210	84,929	82,289	2,44,865	2,70,078
Total Leather . . . "						49,350	1,05,985	98,060	5,45,337	16,82,931

* Articles imported by Government are not subject to duty.
(a) Separately recorded from 1920-21.

IMPORTS

(GOVERNMENT STORES)

No. 10-A—continued.

TOTAL IMPORTS of GOVERNMENT STORES—continued.

ARTICLES	QUANTITY					VALUE				
	1919-20	1920-21	1921-22	1922-23	1923-24	1919-20	1920-21	1921-22	1922-23	1923-24
GOVERNMENT STORES— <i>continued</i>						R	R	R	R	R
Liquors—										
Ale, beer and porter . Gals.	1,000	2,424	..
Spirit "	52,543	30,292	286,383	519	638	99,340	57,488	9,02,289	4,066	7,864
Wines "	3,736	..	643	2	324	58,610	..	35,069	44	843
Total Liquors "	56,279	30,292	287,026	1,521	962	1,57,950	57,488	9,37,358	6,534	8,707
Machinery and Millwork—										
Steam-engines and parts (other than locomotives) value	—	—	—	—	—	18,28,780	36,63,647	40,10,800	12,64,042	21,93,207
Other sorts of machinery "	—	—	—	—	—	26,46,610	59,94,338	79,77,494	1,02,46,070	78,31,065
Total Machinery and Millwork "	—	—	—	—	—	44,75,390	87,57,985	1,19,88,294	2,04,50,112	1,00,24,332
Metals and Ores—										
Brass, Bronze, and similar alloys and manufactures thereof, wrought Cwts.	2,258	2,166	1,412	559	2,916	2,45,340	2,10,933	1,26,036	58,985	1,77,402
Copper—										
Unwrought "	26,960	16,480	19,239	845	324	21,00,000	10,67,225	12,39,019	52,170	15,141
Wrought "	47,817	54,095	34,668	10,130	5,720	37,55,810	38,19,768	34,59,137	7,61,327	4,10,619
Total Copper "	74,777	70,575	53,907	10,975	6,044	58,55,810	48,86,993	46,98,156	8,13,503	4,25,760
Iron—										
Pig Tons	605	1,859	3,944	1,842	4,003	87,180	3,37,977	6,92,020	1,85,716	3,48,033
Manufactures—										
Angle, bolt, and rod "	576	1,385	125	138	116	2,30,830	4,28,920	73,061	65,280	3,586
Bars and channels "	1,131	1,600	148	305	1,289	4,19,770	6,17,001	58,529	57,352	2,81,503
Total Iron "	2,806	4,844	4,217	2,285	5,387	7,37,730	19,89,898	8,28,610	2,98,348	6,68,772
Iron or Steel—										
Anchors and cables "	103	102	45	223	8	1,24,580	1,20,129	46,983	1,14,725	6,823
Hoops and strips "	1,027	469	985	556	18	4,26,740	1,79,068	2,64,636	1,84,557	4,973
Nails, screws, rivets, and washers "	437	603	884	306	298	2,47,800	3,48,257	2,64,724	1,40,919	1,98,665
Sheets and plates (in- cluding galvanized and tinned plates) "	8,351	4,363	5,743	6,766	3,424	29,10,630	19,11,817	25,13,060	18,84,719	8,90,519
Wire "	913	2,152	2,252	1,116	806	4,41,780	12,78,625	12,16,245	4,48,025	2,53,612
Other manufactures of iron or steel "	1,848	11,012	5,381	10,302	7,557	7,16,280	26,39,122	28,07,630	45,58,854	18,43,049
Total Iron or Steel "	12,674	18,701	14,790	19,269	12,111	48,67,810	74,67,018	71,13,314	68,31,799	30,11,751
Steel—										
Bars and channels "	2,808	1,148	1,543	2,942	4,390	9,32,550	4,15,559	5,81,398	5,17,760	8,15,754
Cast "	726	323	230	234	27	7,48,180	3,56,724	3,69,412	1,65,119	3,897
Total Steel "	3,534	1,471	1,773	3,176	4,417	16,81,030	7,72,283	9,50,810	6,82,885	8,51,611
Lead—										
Pig Cwts.	..	864	1,323	998	606	..	25,621	28,576	20,891	13,995
Wrought—										
Sheets, pipes, and tubes "	3,003	15,578	2,503	1,049	52	1,24,570	1,04,915	70,765	27,317	7,280
Other sorts "	11	471	88	11	104	310	14,997	32,387	604	3,525
Total Lead "	3,014	16,918	3,919	2,058	762	1,24,880	2,35,538	1,81,728	48,712	21,303
Tin—										
Unwrought (blocks, ingots, bars, and snibs) "	4,639	2,720	3,967	2,754	3,055	7,21,390	4,70,302	8,22,586	6,10,948	5,87,202
Wrought (including plates or sheets, not being tinned iron) "	8	4	1	589	1,177	370	148	284	26,354	39,681
Total Tin "	4,647	2,724	3,968	3,343	4,232	7,21,660	4,79,510	8,22,870	6,37,302	6,26,883
Zinc or spelter, wrought or manufactured "	6,644	15,851	12,099	6,587	5,680	2,78,080	5,14,774	2,79,205	1,72,996	1,65,738
Metals and ores, un- enumerated "	21,236	41,306	4,775	2,261	1,764	21,49,850	47,50,652	2,31,544	1,03,669	81,380
TOTAL METALS AND ORES . Tons	24,148	32,493	24,784	26,019	22,984	1,66,68,790	2,07,10,594	1,51,77,342	96,48,199	60,39,704

ABSTRACT TABLES

IMPORTS

(GOVERNMENT STORES)

No. 10-A—concluded.

TOTAL IMPORTS of GOVERNMENT STORES—concluded.

ARTICLES	QUANTITY					VALUE				
	1919-20	1920-21	1921-22	1922-23	1923-24	1919-20	1920-21	1921-22	1922-23	1923-24
GOVERNMENT STORES-- <i>concluded</i>						R	R	R	R	R
Paper and Pasteboard—										
Paper—										
Printing paper . . . Cwts.	1,521	697	9,523	5,336	16,202	87,180	37,400	5,81,816	1,91,854	4,16,261
Writing paper and envelopes . . . "	—	—	—	—	10,384	6,09,160	5,72,098	9,96,933	5,02,460	3,87,261
Other kinds of paper . . . Cwts.	8,694	5,448	9,006	3,655	11,580	4,15,720	3,00,649	6,08,825	2,07,327	7,23,153
Pasteboard, millboard, and cardboard of all kinds . . . "	12,252	6,264	24,729	1,044	12,309	2,06,280	1,05,105	5,51,105	53,209	2,25,231
Total Paper and Pasteboard value	—	—	—	—	—	13,18,340	11,35,907	27,30,179	9,54,859	17,51,106
Printing and Litho-graphing materials (excluding paper)	—	—	—	—	—	2,69,720	4,88,948	13,12,637	6,48,701	11,07,226
Railway plant and Rolling-stock—										
Carriages and wagons and parts thereof . . . "	—	—	—	—	—	3,57,78,780	1,08,05,238	1,89,04,458	1,31,07,225	1,22,20,224
Locomotive engines and tenders and parts thereof . . . "	—	—	—	—	—	44,06,970	1,28,79,329	85,83,195	1,08,37,892	85,13,526
Materials for construction—										
Rails and fishplates of steel or iron . . . †Tons	15,970	1,885	3,023	16,187	3,064	40,93,350	7,97,520	5,05,356	22,67,635	5,16,770
Sleepers and keys of steel or iron . . . "	955	484	2,332	1,05,269	2,12,358	4,52,905
Sleepers of wood . . . "	5,780	250	10,06,630	21,465	..
Other sorts . . . "	587	3,214	1,112	2,124	11,948	3,41,380	1,67,838	4,02,025	5,76,266	10,96,702
Total Railway plant and Rolling-stock . . . value	—	—	—	—	—	4,46,20,480	2,46,49,925	2,95,06,933	3,70,22,841	2,28,00,127
Stationery (excluding paper)	—	—	—	—	—	27,12,890	31,22,810	34,17,712	51,60,657	55,86,165
Telegraphs, materials for construction of . . . "	—	—	—	—	—	57,89,770	43,32,471	63,58,883	37,87,900	14,84,809
Textiles—										
Cotton—										
Twist and yarn . . . Lbs.	15	212	..	300	..	70	1,256	..	353	..
Manufactures—										
Hosiery . . . value	—	—	—	—	—	94,600
Piece goods—										
Grey (unbleached) . . . Yards	..	24,000	43,657	4,640	400	..	24,555	17,760	2,289	399
White (bleached) . . . "	1,173,598	143,723	80,983	324,183	525,698	10,65,490	75,550	70,806	1,79,496	3,78,127
Coloured, printed, or dyed . . . "	335,080	375,069	1,933,010	3,199,800	533,296	5,60,010	3,20,298	12,30,998	16,52,604	5,4,299
Other sorts (including handkerchiefs and shawls in the piece) . . . value	—	—	—	—	—	12,50,600	1,70,834	2,36,697	17,84,319	23,36,445
Total Cotton goods, including Twist and Yarn . . . "	—	—	—	—	—	23,71,370	6,01,493	15,56,160	30,19,061	32,19,270
Flax—										
Twist and yarn . . . Lbs.	440	713	504	30	245	1,200	1,060	652	50	607
Manufactures—										
Canvas . . . Yards	590,525	233,547	134,686	194,001	184,585	28,40,510	8,48,375	4,70,946	4,16,412	3,39,811
Piece goods . . . "	5,692	3,225	15,637	64,690	115,473	23,310	12,441	30,253	66,248	95,050
Other sorts (including bags and sacks) . . . value	—	—	—	—	—	1,07,530	1,87,971	73,129	2,43,608	1,98,173
Total Flax, including Twist and Yarn . . . "	—	—	—	—	—	29,72,550	10,49,847	5,74,980	7,26,318	6,33,701
Wool—										
Manufactures—										
Hosiery . . . Lbs.	1,440,016	..	150	635	262	23,20,340	..	1,564	1,343	3,334
Piece goods . . . Yards	717,425	59,029	144,658	353,553	394,920	45,54,960	4,01,761	6,64,098	9,05,880	13,03,353
Other sorts . . . Lbs.	3,514	9,934	23,163	32,056	637,971	20,230	1,25,466	63,200	75,444	18,43,650
Total Woollen manufactures value	—	—	—	—	—	68,95,530	5,27,227	7,29,762	9,82,067	31,50,337
Vehicles, excluding locomotives, etc., for railways—										
Carriages and carts (excluding railway carriages) and parts thereof . . . value	—	—	—	—	—	37,51,340	85,12,227	1,22,70,535	1,12,07,005	72,92,453
Ships, parts of (including Launches and Boats) . . . "	—	—	—	—	—	1,95,220	8,84,703	32,16,508	20,64,610	74,381
Other kinds . . . "	—	—	—	—	—	7,42,183
Total Vehicles (excluding locomotives, etc., for railways) . . . "	—	—	—	—	—	39,46,560	93,96,930	1,54,96,043	1,32,71,615	81,09,022
All other articles—										
Unmanufactured . . . "	—	—	—	—	—	27,75,210	39,38,600	20,46,438	31,80,853	42,58,974
Manufactured . . . "	—	—	—	—	—	1,03,38,190	96,50,284	2,29,75,836	51,73,023	6,73,1,921
GRAND TOTAL . . . "	—	—	—	—	—	13,73,00,480	11,97,54,800	16,25,12,031	13,48,47,210	6,57,18,889

† Quantity shown from 1923-24.

No. 11

TOTAL EXPORTS of ARTICLES of INDIAN MERCHANDISE

ARTICLES	QUANTITY					VALUE				
	1919-20	1920-21	1921-22	1922-23	1923-24	1919-20	1920-21	1921-22	1922-23	1923-24
						₹	₹	₹	₹	₹
Animals, living—										
Cattle Number	10,685	19,068	21,179	13,675	12,537	19,19,910	20,44,680	16,74,382	8,28,912	8,78,804
Horses "	50	63	38	57	47	2,85,500	95,600	95,045	1,10,785	55,510
Sheep and goats "	90,099	79,504	91,217	73,845	82,614	12,02,600	10,92,360	12,64,322	11,25,513	13,92,741
Other kinds "	142,532	122,123	157,937	103,985	131,384	1,92,440	1,43,780	2,58,652	2,63,334	3,32,789
Total Animals, living. "	249,366	220,764	270,271	191,512	226,642	25,50,450	33,76,420	32,92,401	23,38,544	26,59,814
Apparel (including drapery, uniforms, accoutrements, but excluding hosier and boots and shoes) Value	—	—	—	—	—	14,17,660	7,16,730	26,61,678	31,27,240	24,82,949
Arms, ammunition, and military stores "	—	—	—	—	—	100	700	191	3,532	10,961
Art, works of "	—	—	—	—	—	2,01,000	63,420	1,35,085	75,200	2,07,174
Baskets and Basket-ware (a) "	—	—	—	—	—	—	1,000	5,840	5,630	8,852
Books printed, and printed matter (not being stationery) including maps and charts Cwts.	3,346	3,723	4,820	5,509	5,904	3,32,630	4,04,470	6,84,137	6,25,077	7,40,761
Boots and shoes Pairs	364,290	273,223	136,954	193,177	198,780	13,28,310	13,16,740	4,63,665	6,25,693	5,11,545
Bristles Cwts.	2,209	4,063	1,893	2,651	3,098	11,40,700	13,78,160	11,24,061	14,05,515	20,06,332
Building and Engineering materials, other than of iron, steel, or wood—										
Bricks Number	45,120	92,153	251,595	16,471	184,878	4,750	11,510	53,551	2,030	13,875
Chalk and lime Cwts.	50,535	22,509	60,764	14,421	17,355	60,380	38,310	70,346	25,506	28,032
Pipes of earthenware (b). "	1,485	12	32	181	—	5,630	90	250	618	—
Tiles Number	4,581,194	4,197,230	4,702,792	4,988,657	6,250,705	2,13,190	2,39,630	2,52,246	2,62,458	2,99,725
Other kinds Cwts.	130,956	181,865	201,259	166,013	159,320	7,77,950	7,53,010	9,78,346	9,03,116	9,78,540
Total Building and Engineering materials, other than of iron, steel, or wood. Value	—	—	—	—	—	10,61,950	10,23,550	13,55,239	12,53,788	13,15,178
Candles of all kinds Lbs.	11,478,655	5,647,919	6,054,434	5,085,547	5,193,608	35,55,260	16,89,660	17,09,438	14,34,023	15,15,130
Canes and rattans Cwts.	2,859	3,830	800	1,302	2,088	59,270	55,800	21,931	35,335	42,661
Caseln "	9,405	17,598	4,914	13,907	7,800	2,41,920	4,90,820	1,37,708	5,12,500	3,03,399
Chemicals and chemical preparations (excluding chemical manures and medicines)—										
Acetous "	—	—	—	—	—	—	—	—	—	—
Alum "	8	6	33	12	19	90	380	565	300	334
Arsenic "	161	48	183	152	103	4,180	2,160	8,075	6,610	4,217
Potassium compounds— Salt-petre "	370,975	339,687	284,949	211,937	156,221	55,15,880	70,01,200	41,81,504	36,37,780	36,87,079
Other sorts "	26	421	7	10	1	8,490	6,040	561	1,110	120
Soda compounds— Borax "	4,381	5,174	5,403	3,195	4,898	1,41,220	1,63,130	1,97,337	1,21,727	1,74,304
Other sorts "	15,422	19,576	1,880	1,286	368	1,96,970	2,43,340	33,091	17,882	7,975
Other sorts of chemicals Value	—	—	—	—	—	3,39,820	2,57,330	1,55,153	1,89,734	1,26,005
Total Chemicals "	—	—	—	—	—	62,01,700	77,63,580	45,26,736	39,75,140	40,00,084

(a) Separately recorded from 1920-21.

(b) Shown under "Earthenware and Porcelain" from 1923-24.

ABSTRACT TABLES
EXPORTS

(56)

No. 11—continued

TOTAL EXPORTS of ARTICLES of INDIAN MERCHANDISE—continued

ARTICLES	QUANTITY					VALUE				
	1919-20	1920-21	1921-22	1922-23	1923-24	1919-20	1920-21	1921-22	1922-23	1923-24
Coal, coke, and patent fuel—						R	R	R	R	R
Coal Tons	679,769	1,142,008	113,370	97,624	122,517	82,26,070	1,49,38,810	15,32,320	14,73,200	22,29,81
Coke "	1,028	1,803	1,862	568	31	41,490	74,050	70,679	33,510	1,02
Patent fuel "	10
Total Coal, coke, and patent fuel "	681,397	1,144,411	114,732	98,192	132,548	82,67,570	1,50,12,860	16,02,999	15,06,710	22,81,84
Coffee Cwts.	272,561	233,430	235,064	169,134	218,276	1,71,39,450	1,42,96,800	1,99,03,035	1,23,60,862	1,57,45,80
Colr—										
Unmanufactured Tons	354	410	424	490	388	85,150	98,360	1,02,938	1,17,813	93,88
Manufactured (excluding rope) "	38,297	30,041	27,742	33,116	31,465	1,03,08,420	98,95,900	91,57,127	1,09,26,748	1,02,19,59
Coral Lbs.	216	1,532	1,236	412	..	60	1,050	2,450	3,300	..
Cordage and rope of vegetable fibre (excluding jute and cotton) Cwts.	62,273	54,473	51,906	50,223	56,083	13,17,770	13,58,330	13,15,685	11,93,801	15,12,27
Drugs and Medicines (excluding chemicals and narcotics)—										
Aloes Cwts.	147	161	178	39	71	8,900	8,490	7,809	2,210	2,13
Asafetida "	50	241	103	50	18	5,720	25,110	9,564	4,253	2,65
Camphor Lbs.	5,497	2,714	131,318	1,700	424	11,230	15,010	58,185	5,349	1,10
Cinchona bark "	198,506	328,172	233,185	16,090	208,097	82,540	1,91,760	1,04,351	8,286	1,14,81
Galangal Cwts.	962	434	372	436	575	24,010	12,130	9,450	11,085	12,850
Nux vomica (Strychnia) "	64,462	72,087	47,159	33,006	37,037	9,85,380	17,73,320	13,26,950	5,58,740	4,10,25
Quinine salts Lbs.	700	5,050
Senna Cwts.	51,933	32,880	41,717	32,771	31,341	18,13,070	12,04,400	9,70,545	7,02,679	7,27,03
Other sorts of drugs and medicines Value	—	—	—	—	—	16,11,080	16,02,150	10,26,188	9,96,741	16,27,24
Total Drugs and Medicines "	—	—	—	—	—	45,46,980	48,32,310	35,13,048	22,89,352	2,97,42
Dyeing and Tanning substances—										
Barks for Tanning (a) Cwts.	—	7,673	4,886	3,278	2,978	—	51,080	26,881	15,989	16,40
Cutch and gambier "	55,760	39,386	29,653	39,328	40,538	13,86,380	8,73,060	5,62,094	7,62,236	9,52,68
Indigo "	32,637	19,259	12,862	4,535	6,702	1,32,76,020	41,21,320	51,36,859	16,04,483	20,08,32
Myrobalans "	1,858,019	792,934	1,238,937	1,440,759	1,324,751	1,01,31,200	40,78,090	58,66,593	74,00,512	72,62,42
Myrobalan extracts (a) "	—	32,559	39,944	69,888	62,344	—	6,41,990	4,86,914	8,34,069	8,40,78
Safflower "	4,733	3,364	1,543	1,385	2,185	1,94,780	65,930	23,143	35,643	85,08
Turmeric "	66,937	55,765	48,187	42,130	50,083	12,54,550	9,76,710	9,11,147	9,84,134	15,04,34
Other sorts "	18,829	14,174	19,299	19,529	21,227	2,58,170	1,86,850	2,06,317	2,36,031	4,48,98
Total Dyeing and Tanning substances "	2,037,020	956,105	1,394,811	1,611,832	1,517,128	2,55,01,160	1,00,95,030	1,32,21,948	1,19,63,097	1,31,73,99
Earthenware and Porcelain (including pipes of earthenware)—										
Pipes of earthenware (d) Cwts.	—	—	—	—	48	—	—	—	—	1,11
Other kinds Value	—	—	—	—	—	44,160	50,030	75,908	73,847	63,01
Total Earthenware, etc. "	—	—	—	—	—	44,160	50,030	75,908	73,847	64,12
Feathers Lbs.	4,202	7,840	18,299	50	3,500	5,98
Fibre for brushes and brooms Tons	8,387	2,960	3,707	4,128	5,677	40,73,150	10,87,690	13,11,773	16,96,657	23,72,95
Fireworks Value	—	—	—	—	—	760	..	800	412	21
Fish (excluding canned fish)—										
Fish, dry, unsalted Cwts.	53,353	58,268	85,334	71,894	89,111	7,90,690	8,93,760	12,23,800	12,28,598	10,65,67
" " salted "	169,976	151,730	180,170	119,089	127,060	27,66,310	23,44,240	32,27,852	23,56,429	23,73,68
Fishmaws and sharkfins "	9,100	11,449	9,611	10,235	10,326	14,60,650	13,20,540	14,89,414	17,56,393	16,91,00
Fish, wet, salted (ngapi) "	1,577	2,895	5,450	5,490	2,046	27,350	43,790	94,133	83,907	52,710
Total Fish "	225,006	224,351	280,565	206,714	223,843	50,51,500	56,02,330	60,35,203	54,25,327	62,83,97
Fodder, Bran, and Pollards (excluding oilcake)—										
Rice bran (b) Tons	—	—	—	200,580	222,864	—	—	—	1,14,98,751	1,17,20,127
Other sorts of Bran and pollards (c) "	231,400	185,623	183,604	7,461	7,894	1,14,14,900	1,08,70,920	1,12,53,006	8,96,100	8,49,92
Other sorts of fodder "	2,489	4,061	1,219	2,479	3,907	3,72,600	5,47,000	2,06,897	2,32,718	2,75,920
Total Fodder, Bran, and Pollards "	233,889	189,584	184,823	210,520	234,665	1,17,87,560	1,14,17,920	1,14,59,613	1,26,25,569	1,28,45,970

(a) Separately recorded from 1920-21.
 (b) 1922-23.
 (c) Figures prior to 1922-23 include "Rice bran."
 (d) 1923-24 are shown under "Building and Engineering Materials."

No. 11—continued

TOTAL EXPORTS of ARTICLES of INDIAN MERCHANDISE—continued

ARTICLES	QUANTITY					VALUE				
	1919-20	1920-21	1921-22	1922-23	1923-24	1919-20	1920-21	1921-22	1922-23	1923-24
Fruits and Vegetables—						R	R	R	R	R
FRESH FRUITS AND VEG- TABLES—										
Fresh Fruits—										
Coconuts Number	965,145	261,808	462,775	406,171	290,080	86,870	27,000	43,786	87,404	27,069
Other sorts Value	—	—	—	—	—	55,140	1,30,900	1,34,808	1,55,234	1,42,834
Fresh vegetables of all kinds—										
Onions Cwts.	429,388	640,063	657,067	704,090	6,67,732	26,80,801	28,48,360	34,89,111	30,85,600	34,43,225
Other sorts Value	—	—	—	—	—	9,96,460	7,51,330	7,29,325	7,48,415	9,01,335
Fruits and vegetables: dried, salted, or preserved Tons	10,743	9,925	9,408	9,940	11,798	24,54,390	22,75,980	19,24,140	22,85,100	26,63,434
Total Fruits and Vegetables Value	—	—	—	—	—	62,73,650	60,38,000	63,23,260	63,11,810	71,78,497
Furniture and Cabinet- ware "	—	—	—	—	—	7,74,430	6,67,070	6,71,599	6,32,713	5,54,086
Glass and Glassware "	—	—	—	—	—	2,06,250	1,27,980	1,15,175	2,71,796	184,694
Ilue (a) Cwts.	—	175	3	10	4	—	17,580	250	150	572
Grain, Pulse, and Flour—										
Barley Tons	1,656	6,000	9,874	15,021	168,704	2,60,910	18,70,210	20,36,238	19,12,923	1,76,80,755
Jawar and bajra "	7,715	13,129	4,679	15,090	13,607	16,94,580	23,28,300	7,73,439	22,65,362	16,36,008
Maize "	829	3,762	1,744	22,488	66,900	1,02,420	4,06,220	1,57,081	22,77,230	67,12,070
Oats "	824	1,226	515	929	848	1,90,120	2,25,560	1,01,849	1,72,293	1,41,984
Pulse—										
Beans "	115,885	82,946	51,214	58,037	70,875	2,09,29,340	48,53,070	66,77,697	54,88,485	58,23,012
Gram "	5,190	5,783	4,038	21,057	71,308	10,68,830	11,54,220	10,78,242	32,15,559	79,71,085
Lentils "	5,730	1,989	1,468	12,728	25,333	12,79,150	5,45,600	3,91,539	20,74,442	35,02,491
Other sorts "	13,717	10,260	22,740	54,684	108,835	31,55,800	43,50,050	53,92,945	94,21,178	1,35,23,981
Rice in the husk "	33,825	35,260	39,018	37,328	29,530	28,34,450	30,77,220	35,54,055	34,13,400	27,98,978
„ not in the husk "	617,606	1,059,931	1,306,456	2,087,939	2,176,785	9,91,17,970	17,89,20,310	24,56,29,807	34,69,98,178	34,61,73,660
„ flour and ground rice "	8,845	39	35	72	83	21,64,870	10,970	6,806	12,731	12,702
Wheat "	8,643	237,665	80,609	220,194	638,252	20,36,600	4,10,03,190	1,46,82,887	3,44,02,127	9,11,80,928
„ flour "	48,209	60,769	64,420	50,055	57,295	1,48,01,730	1,71,94,860	1,87,01,834	1,30,11,262	1,14,20,769
Other sorts "	9,185	9,004	5,207	452	345	17,91,490	15,58,340	8,12,623	97,948	65,495
Total Grain, Pulse, and Flour "	877,839	1,486,773	1,653,121	2,598,174	3,428,766	15,14,57,260	25,64,94,010	29,98,97,517	42,47,63,223	50,87,14,693
Gums and Resins—										
Arabic Cwts.	2,359	886	1,955	8,046	11,040	76,700	23,030	64,353	2,58,210	3,31,793
Benjamin "	63	80	20	33	80	4,180	1,020	889	1,545	1,440
Olibanum or frankincense "	9	563	16	193	55	1,250	9,740	522	4,267	830
Rosin "	7,110	7,639	480	34,556	26,406	1,61,800	1,99,420	11,038	4,57,355	4,27,549
Other sorts "	27,845	19,332	4,017	12,035	20,733	13,16,940	7,77,770	1,82,864	3,59,005	5,05,634
Total Gums and Resins "	87,386	28,450	6,438	54,863	58,268	15,60,960	10,11,590	2,09,716	10,75,932	12,67,652
Hardware and Cutlery, including platedware Value	—	—	—	—	—	6,54,440	8,36,430	7,63,089	7,42,817	10,74,449
Hides and Skins, raw—										
Hides, raw—										
Buffalo hides { Tons	11,655	3,307	2,324	3,644	5,283	1,32,27,140	26,33,070	12,18,080	21,05,305	41,76,478
{ =Number	=1,270,426	=347,728	=256,432	=399,870	=611,118					
Cow " { Tons	39,427	14,063	22,265	19,902	22,290	6,34,10,170	1,62,48,470	1,62,85,914	1,93,34,236	2,40,62,050
{ =Number	=8,560,321	=3,845,796	=5,422,235	=4,812,358	=5,026,810					
Calf skins { Tons	3,640	1,072	811	396	295	58,60,760	11,28,920	6,35,937	3,21,517	3,06,532
{ =Number	=1,034,723	=529,995	=385,093	=204,097	=127,304					
Other hides { Tons	16	1	..	6	7	25,940	880	20	3,828	2,447
{ =Number	=2,585	=223	=2	=878	=1,005					
Total Hides, raw { Tons	54,738	18,443	25,390	23,948	27,875	8,25,23,910	2,00,15,410	1,81,85,511	2,17,68,864	2,85,47,507
{ =Number	=11,768,055	=4,223,742	=6,063,762	=5,417,803	=5,766,237					

EXPORTS

No. 11—continued.

TOTAL EXPORTS of ARTICLES of INDIAN MERCHANDISE—continued

ARTICLES	QUANTITY					VALUE				
	1919-20	1920-21	1921-22	19 22-23	1923-24	1919-20	1920-21	1921-22	1922-23	1923-24
Hides and Skins, raw— <i>continued</i>						R	R	R	R	R
Skins, raw—										
Goat skins { Tons	31,250	10,382	21,689	20,031	19,073	14,39,43,250	3,01,26,850	4,09,59,761	3,45,38,548	4,00,28,720
{ =Number	=35,397,883	=11,237,305	=23,820,710	=20,819,197	=10,848,844					
Sheep skins { Tons	3,187	1,319	414	124	171	71,40,010	20,32,120	5,46,619	3,76,893	3,84,354
{ =Number	=3,957,317	=1,592,334	=595,646	=194,204	=194,040					
Other skins { Tons	14	28	9	24	19	1,58,150	1,90,570	53,241	2,08,690	1,57,567
{ =Number	=46,908	=49,609	=11,393	=62,516	=57,129					
Total Skins, raw { Tons	34,451	11,729	22,108	20,779	19,263	15,12,46,310	3,23,49,540	4,15,59,621	3,51,24,131	4,05,70,541
{ =Number	=39,402,008	=12,879,250	=24,427,749	=21,075,917	=20,100,913					
Total Hides and Skins, raw (excluding cuttings of hides and skins, raw) { Tons	89,189	30,172	47,408	44,727	47,138	23,37,70,300	5,23,64,920	5,96,95,172	6,08,93,015	6,91,18,048
{ =Number	=51,170,083	=17,102,992	=30,491,511	=26,493,720	=25,866,250					
Cuttings of hides and skins (raw) Tons	1,700	944	963	1,000	1,757	2,91,900	1,19,480	1,18,816	1,67,186	2,06,461
Total Hides and Skins, raw "	90,979	31,116	48,458	45,727	48,895	23,40,62,200	5,24,84,460	5,98,13,988	5,70,60,201	6,03,24,529
Horns, tips and pieces of Horn, and Hornmeal . Cwts.	66,119	41,122	63,574	91,973	87,544	10,88,470	8,16,610	9,99,677	12,75,509	11,56,370
Instruments, Apparatus, and Appliances, and parts thereof—										
Musical . . . Value	—	—	—	—	—	93,660	1,49,370	1,02,695	1,58,301	2,30,817
Other kinds . . . "	—	—	—	—	—	18,160	28,100	20,804	27,144	1,45,717
Total Instruments . . . "	—	—	—	—	—	1,11,820	1,72,470	1,23,499	1,85,605	3,76,534
Ivory—										
Unmanufactured . Lbs.	3,972	1,793	5,415	1,519	6,065	32,970	20,380	50,374	14,909	72,36
Manufactured . . Value	—	—	—	—	—	1,300	10,850	22,155	11,291	37,441
Total Ivory . . . "	—	—	—	—	—	34,270	31,230	72,529	26,200	1,09,806
Jetstone . . . Cwts.	3,370	4,472	4,756	6,532	3,088	8,56,820	16,40,270	17,80,645	18,20,545	8,37,052
Jewellery (excluding imitation jewellery and Precious stones and Pearls, unset, also plate of gold and silver—										
Jewellery . . . Value	—	—	—	—	—	27,000	20,730	22,493	27,140	18,736
Plate of gold and silver "	—	—	—	—	—	1,08,250	1,54,560	89,158	83,111	1,00,731
Total Jewellery . . . "	—	—	—	—	—	1,35,250	1,75,290	1,11,651	1,10,251	1,19,467
Lac—										
Button . . . Cwts.	18,639	10,918	10,724	16,387	16,863	26,40,670	32,20,560	23,43,788	46,73,788	38,45,642
Seed "	2,420	687	1,824	4,734	19,100	4,28,370	1,74,750	3,55,224	9,73,445	31,61,567
Shell "	338,960	280,259	379,044	383,377	397,147	6,80,09,170	7,16,30,970	7,54,96,865	9,27,92,183	8,06,96,200
Stick "	1,505	627	882	2,897	1,800	1,02,210	83,760	1,18,391	4,21,526	1,53,021
Other kinds (excluding lac-dye) . . . "	19,132	16,446	41,560	66,616	50,761	8,56,760	7,15,760	8,43,876	37,90,710	27,70,653
Total Lac "	375,706	308,937	484,934	476,011	485,071	7,26,37,170	7,58,25,790	7,91,58,144	10,26,51,602	9,06,27,148
Lacquered ware (of Indian manufacture) . . . Value	—	—	—	—	—	9,490	41,970	40,352	50,210	39,797
Leather—										
Hides, tanned or dressed—										
Buffalo hides { Tons	1,790	271	508	695	844	40,90,500	5,25,120	7,47,379	11,90,336	14,10,032
{ =Number	=339,522	=51,193	=95,407	=147,238	=184,985					
Cow " { Tons	21,559	3,513	5,497	8,530	11,466	7,15,42,650	98,11,100	1,30,23,200	1,90,23,667	2,76,96,968
{ =Number	=5,900,533	=974,863	=1,569,718	=2,520,820	=3,495,265					
Calf skins { Tons	668	289	310	725	879	31,42,610	11,36,200	7,68,529	20,32,101	25,57,298
{ =Number	=853,948	=442,786	=407,892	=1,022,423	=1,182,372					
Others { Tons	5	2	1	2	5	10,210	10,820	2,761	1,481	13,683
{ =Number	=962	=1,059	=655	=415	=1,082					
Total Hides, tanned or dressed { Tons	24,022	4,074	8,314	9,952	13,194	7,87,91,970	1,14,83,240	1,47,81,859	2,31,47,675	3,16,77,871
{ =Number	=7,094,965	=1,470,501	=2,133,167	=3,690,896	=4,864,304					

No. 11—continued.

TOTAL EXPORTS of ARTICLES of INDIAN MERCHANDISE—continued.

ARTICLES	QUANTITY					VALUE				
	1919-20	1920-21	1921-22	1922-23	1923-24	1919-20	1920-21	1921-22	1922-23	1923-24
Leather—continued						R	R	R	R	R
Skins, tanned or dressed—										
Goatskins { Tons	1,642	824	1,200	1,461	1,363	1,72,83,120	73,33,930	82,54,804	1,04,23,497	85,01,611
= Number	= 4,707,352	= 2,309,153	= 3,288,386	= 3,048,405	= 3,731,400					
Sheep skins { Tons	3,308	1,823	2,759	3,112	3,654	2,93,26,230	1,26,70,970	1,57,35,839	1,62,06,825	1,87,34,621
= Number	= 11,561,712	= 7,078,176	= 10,449,004	= 10,889,534	= 12,992,838					
Other skins { Tons	12	18	37	50	3	86,860	2,35,560	6,34,881	7,33,381	72,036
= Number	= 55,527	= 41,270	= 112,285	= 136,648	= 24,068					
Total Skins, tanned or dressed { Tons	4,862	2,665	3,996	4,623	4,020	4,60,86,280	2,02,40,510	2,46,26,614	2,74,23,203	2,73,08,268
= Number	= 16,324,591	= 9,428,599	= 13,850,275	= 14,074,587	= 16,748,403					
Total Hides and skins, tanned or dressed { Tons	28,384	6,734	10,310	14,605	18,114	12,54,88,250	3,17,23,750	3,02,07,473	6,05,70,878	5,89,86,130
= Number	= 23,419,556	= 10,899,100	= 15,938,442	= 18,065,483	= 21,612,707					
Unwrought Manufactures (excluding boots and shoes)— Bags Trunks and Traveling-requisites (a) . Value	8,885	8,144	4,539	6,138	5,279	16,56,690	10,63,160	6,95,098	9,17,682	8,02,036
Leather belting (a) . Cwts.	—	—	—	—	—	—	8,770	17,837	20,492	28,510
Saddlery and harness Value	—	—	—	—	—	—	1,920	3,500	—	3,725
Other sorts . . . "	—	—	—	—	—	—	—	—	—	—
Total Leather . . . "	—	—	—	—	—	12,71,48,280	3,20,53,350	4,03,36,813	5,16,07,178	6,00,70,009
Liquors—										
Spirit . . . Gallons	814	2,070	1,323	6,350	10,395	10,090	19,320	18,129	24,182	3,905
Wines . . . "	..	19	..	209	250	..	220	..	695	800
Other sorts of liquors . . . "	8	422	1,210	7,726	600	40	7,900	6,440	24,541	12,800
Total Liquors . . . "	822	2,502	2,533	14,285	11,245	10,730	27,530	18,569	49,418	17,505
Machinery and mill-work of all kinds . Value	—	—	—	—	—	1,68,720	35,270	50,091	47,038	1,20,961
Manures—										
Bones . . . Tons	83,693	99,148	89,005	84,571	95,696	75,35,130	1,00,05,490	92,07,750	90,83,844	1,14,73,820
Fish manures (a) . . . "	—	7,127	6,033	10,162	11,567	—	10,08,350	9,46,461	11,77,284	12,64,873
Fish guano (a) . . . "	—	5,010	3,424	8,074	16,584	—	7,09,970	5,24,790	10,01,711	16,50,034
Fish manures, and guano . . . "	35,969	—	—	—	—	50,18,700	—	—	—	—
Sulphate of Ammonia . . . "	6,780	1,881	2,987	2,069	5,064	13,77,020	7,19,780	6,25,037	5,38,091	12,40,180
Other kinds . . . "	5,849	2,321	3,601	4,584	1,810	8,38,410	3,83,650	3,73,381	4,89,462	2,50,978
Total Manures . . . "	132,291	115,487	105,110	110,060	136,720	1,47,69,260	1,28,27,220	1,16,77,419	1,23,78,202	1,58,88,880
Mats and matting (except coir and rubber) . . . Sq. yards	584,966	278,260	270,447	260,522	236,645	24,950	19,160	24,575	28,672	34,128
Metals and Ores—										
Brass, Bronze, and similar alloys—										
Unwrought . . . Cwts.	2	..	16	140	..	2,009
Wrought . . . "	3,227	2,662	2,822	3,039	3,602	5,18,630	4,21,900	4,87,428	5,70,913	6,30,728
Chromite (chrome iron ore) Tons	10,712	37,043	24,474	52,471	39,650	3,26,150	13,12,050	7,69,231	17,16,064	9,03,029
Copper—										
Unwrought . . . Cwts.	..	2	30,769	..	120	6,90,013
Wrought (sheets and other manufactures) . . . "	1,805	1,435	1,727	1,200	1,757	2,72,460	1,94,110	2,10,702	1,47,892	2,08,772
Total Copper (excluding Ore) . . . "	1,805	1,437	1,727	1,200	32,463	2,72,460	1,94,230	2,10,702	1,47,892	8,99,685
Ferro manganese Iron or steel— Tons	506	3,873	2,51,280	7,06,550	13,708
Ore . . . Tons	10	10
Pig . . . "	41,749	48,424	59,517	118,545	183,195	43,54,720	56,48,270	53,55,500	91,46,793	1,27,83,402
Manufactures—										
Anchor and cables . . . "	83	98	86	87	97	40,650	36,080	48,021	44,689	50,211
Angle, bolt and rod . . . "	4	3	9	3	15	1,430	2,190	6,454	3,030	4,135
Bars and channel . . . "	227	108	109	127	127	81,470	44,890	42,507	42,718	41,398
Hoops and strips . . . "	6	46	17	12	11	990	20,320	6,155	3,029	3,246
Nails, screws, rivets, and washers . . . "	257	250	230	189	201	1,64,800	1,56,140	1,38,631	1,12,599	1,23,154
Old, for re-manufacture . . . "	2	775	..	2,404	17,370	420	30,096	..	84,025	6,53,735
Pipes and fittings, cast . . . "	11	2	15	3	11	4,320	1,410	5,470	946	3,388
Sheets and plates (including galvanised and tinned plates) . . . "	21	42	22	15	13	10,700	17,580	8,885	5,320	7,509
Tubes, pipes, and fittings wrought . . . "	1	..	9	11	..	950	..	8,326	5,304	175
Other manufactures of iron or steel . . . "	37	47	107	76	91	22,030	16,920	39,584	31,565	53,827
Total Iron or Steel (excluding Ore) . . . "	42,398	49,765	60,121	121,472	201,129	46,82,400	59,78,890	56,88,733	94,80,515	1,37,24,276

(a) Separately recorded from 1920-21.

ABSTRACT TABLES
EXPORTS

(60)

No. 11—continued.

TOTAL EXPORTS of ARTICLES of INDIAN MERCHANDISE—continued.

ARTICLES	QUANTITY					VALUE				
	1919-20	1920-21	1921-22	1922-23	1923-24	1919-20	1920-21	1921-22	1922-23	1923-24
Metals and Ores—continued										
Lead—										
Pig Cwts.	254,198	491,060	632,915	798,649	850,007	45,37,110	97,26,190	1,11,80,532	1,30,20,495	1,79,00,548
Other sorts	48	228	115	2,233	39,810	1,600	4,250	5,319	37,804	4,49,291
TOTAL LEAD	254,246	491,288	633,030	798,879	889,817	45,38,710	97,30,440	1,11,85,851	1,30,58,299	1,83,49,839
Manganese ore Tons	362,116	779,342	619,497	805,302	751,763	71,86,699	1,77,98,240	1,26,11,876	1,72,26,323	1,77,71,740
Tin—										
Ore Cwts.	578	959	1,603	1,500	1,680	11,78,080	21,97,860	30,16,346	33,02,748	34,74,700
Unwrought (blocks, ingots, bars, and slabs) Cwts.	35		290		2,980	5,710	130	46,994		4,95,116
Wrought (including plates or sheets, not being tinned iron) "	2	45	1		1	500	6,270	180		20
TOTAL TIN (excluding Ore)	37	45	291	1	4,980	6,210	6,400	47,174	47,174	4,95,136
Wolfram ore Tons	3,560	2,251	461	120	390	61,49,650	32,17,030	4,02,921	66,152	3,52,930
Zinc or spelter, all sorts Cwts.	1,005	60,500	120,000	298,985	82,039	2,390	2,26,060	4,50,125	11,29,540	3,23,786
Metals, unenumerated "	692	2,205	1,582	3,301	5,933	2,17,610	6,19,720	4,78,694	4,50,550	5,89,889
Ores Tons	3,302	8,930	2,617	1,988	8,689	1,97,500	1,04,360	2,34,014	1,50,170	2,26,537
TOTAL METALS AND ORES	456,249	905,571	646,647	1,038,213	1,044,683	2,56,26,910	4,25,06,460	3,55,39,679	4,38,08,682	5,78,54,685
Mica Cwts.	60,648	71,276	27,132	59,846	78,948	86,16,640	1,01,13,810	68,84,063	60,77,548	88,36,911
Monazite (a) Tons		0.940		20	205		6,84,520		300	71,708
Oil—										
Animal Gallons	399,497	56,894	85,972	128,955	1,641,914	3,62,729	81,900	39,973	99,614	12,02,573
Essential—										
Cassia (a) "			6	12				115	250	
Cinnamon (a) "		3,692	2,785				49,950	01,495		7,200
Citronella (a) "		1,332	9,646	4,599	2,588		97,120	1,25,607	66,737	52,479
Ginger grass (a) "		618	200	112	877		29,650	10,800	7,150	16,880
Lemongrass oil "	80,957	39,726	43,737	59,033	56,646	9,62,450	16,23,300	9,18,429	9,72,557	9,77,660
Palmarosa (a) "		1,541	1,272	1,722	1,034		1,29,760	1,05,025	1,79,489	7,48,838
Rosa (a) "		5,169	6,035	5,401			2,91,070	9,68,920	4,40,808	
Sandalwood oil "	16,461	12,273	6,654	12,749	16,151	41,22,680	30,39,770	14,76,050	23,65,580	28,17,924
Thymol (a) "		94	289	188	671		11,910	12,497	9,746	69,692
Other sorts "	20,990	3,980	8,980	5,170	5,132	8,05,050	98,850	1,34,485	1,85,107	2,26,597
TOTAL ESSENTIAL	68,417	67,255	74,749	82,931	90,719	58,30,730	58,01,580	32,03,373	42,36,416	49,16,770
Mineral—										
Kerosene "	59,094	7,224	29,820	33,940	3,353	51,110	7,030	27,546	84,906	8,932
Dangerous petroleum flash- ing below 76° F. (including Petrol. and Benzol (b)) Benzins	36,222,531	18,856,640	20,156,323	10,799,223	16,872,400	3,60,33,020	1,88,36,610	2,01,56,323	2,22,62,882	1,87,88,996
Other sorts "	1,578,200	784,358	2,528,460	1,34,570	185,569	8,49,250	3,47,270	3,74,980	1,54,687	2,04,916
Total Mineral	37,872,725	19,643,618	22,815,103	11,133,733	17,240,369	4,29,15,270	2,00,16,490	2,07,45,632	2,24,44,475	1,90,02,844
Vegetable, non-essen- tial—										
Castor "	297,029	306,346	193,459	602,877	581,390	9,91,400	7,68,770	4,11,155	14,62,368	15,08,307
Coconut "	4,763,780	1,844,045	992,139	834,243	171,638	1,42,80,170	60,94,820	25,76,661	60,30,989	4,40,389
Cotton seed "	132,436	13,977	436	8	24	8,89,430	33,120	972	26	38
Groundnut "	822,316	144,239	67,659	52,876	67,482	27,81,590	4,44,140	1,68,647	1,27,805	1,78,055
Linseed "	433,775	205,348	40,222	80,728	94,127	19,91,000	19,27,780	1,76,123	1,08,039	2,70,808
Mustard or rape "	852,905	339,964	310,236	426,675	470,721	11,39,050	11,25,630	8,39,300	12,01,282	12,27,034
Sesamum (oil or flax) "	168,508	107,832	104,239	92,390	68,404	5,51,440	3,31,610	2,73,701	2,34,122	1,79,368
Other sorts "	32,640	22,591	20,928	13,580	19,893	1,14,480	1,21,300	99,559	30,791	51,202
Total Vegetable, non-essen- tial	6,998,919	3,100,342	1,719,472	2,053,877	1,460,679	2,21,86,160	1,62,78,220	46,32,327	51,98,902	39,26,401
TOTAL OILS	45,299,811	22,902,213	24,544,597	22,220,504	20,040,637	5,48,62,940	3,48,66,690	2,84,34,462	3,19,81,409	2,60,02,588

(a) Separately recorded from 1920-21.
(b) Value figures for 1919-20—1921-22 revised.

No. 11—continued.

TOTAL EXPORTS of ARTICLES of INDIAN MERCHANDISE—continued.

ARTICLES	QUANTITY					VALUE				
	1919-20	1920-21	1921-22	1922-23	1923-24	1919-20	1920-21	1921-22	1922-23	1923-24
Oilcakes—						R	R	R	R	R
Castor cake . . . Tons	4,050	1,039	884	952	1,107	4,18,760	1,94,500	73,000	83,907	1,04,207
Coconut cake (Punac) . . "	3,771	3	3,346	942	1,540	4,46,200	810	5,50,835	1,29,779	1,73,308
Cotton cake . . . "	8,156	8,720	1,932	3,429	2,174	5,85,350	9,35,310	2,26,074	4,29,416	2,56,137
Groundnut cake . . . "	70,697	47,094	55,643	64,370	65,386	1,03,44,040	50,45,370	61,68,554	67,08,804	66,79,110
Linseed cake . . . "	12,450	11,599	11,120	11,312	15,508	10,99,220	17,04,400	16,42,811	16,74,493	21,08,048
Raye, and sesamum cake . . "	33,341	24,223	38,786	62,018	85,727	47,00,710	36,31,270	48,69,633	70,97,894	93,11,750
Others . . . "	1,630	1,057	1,237	8,006	6,602	1,56,120	92,140	1,25,735	10,38,512	7,77,193
TOTAL OILCAKES . . . "	148,095	94,925	112,928	161,119	178,044	1,83,50,400	1,16,6,360	1,80,56,732	1,72,22,985	1,94,00,852
Oil-cloth and floor-cloth . . . sq. yards	240	210	1,740	240	695	1,000
Opium . . . { Chests = Cwts.	6,247 =9,166	7,600 =11,249	6,081 =8,937	6,094 =8,548	6,110 =9,042	1,06,02,620	2,52,61,110	2,05,42,279	2,44,87,383	2,66,31,397
Paints and Painter's materials—										
Paints and colours—										
Graphite . . . Cwts.	168	19	..	5	..	13,150	280	..	82	..
Other sorts . . . "	2,214	2,192	3,705	4,441	8,064	62,150	36,460	90,928	82,652	1,23,747
Painter's materials . . . Value	—	—	—	—	—	38,140	53,860	6,898	23,005	2,42,169
TOTAL PAINTS AND PAINTER'S MATERIALS . . . "	—	—	—	—	—	1,13,440	90,620	97,826	1,06,729	3,70,916
Paper and Pasteboard—										
Paper—										
Printing paper . . . Cwts.	4,145	1,161	857	57	7	1,77,350	45,840	37,450	2,310	317
Other kinds of paper (including paper manufactures) . . . "	346	262	1,721	60	64	20,230	10,240	87,008	3,171	9,147
Pasteboard, millboard, and cardboard of all kinds . . . "	1	17	301	489	19	10	1,270	12,497	11,724	1,800
Total Paper and Pasteboard . . . "	4,492	1,440	2,879	606	90	1,77,590	57,350	1,37,955	17,205	11,264
Paper-making materials . . . "	16	623	163	190	301	980	24,250	2,558	1,251	790
Paraffin wax . . . Tons	26,449	24,930	28,141	27,269	23,141	1,16,51,300	1,11,60,660	1,27,70,247	1,23,36,027	1,14,14,401
Perfumery (not being perfumed spirits)—										
Musk . . . Ounces	2	9	33	..	105	140	150	1,260	..	5,870
All other sorts . . . Value	—	—	—	—	—	1,53,370	1,39,280	1,67,551	1,50,366	1,36,114
Total Perfumery . . . "	—	—	—	—	—	1,53,510	1,39,430	1,68,811	1,50,366	1,41,984
Plants, living, including Bulbs . . . "	—	—	—	—	—	19,960	8,980	15,508	21,351	13,369
Precious stones and Pearls, unset . . . "	—	—	—	—	—	1,57,800	77,730	23,460	45,317	19,45,103
Printing and Lithographing materials (excluding paper) . . . "	—	—	—	—	—	9,900	13,000	17,708	20,959	11,226
Provisions and Oilman's stores—										
Bêche-de-mer . . . Lbs.	41,303	22,508	10,845	19,622	5,284	15,400	9,010	6,895	8,406	1,764
Butter . . . Cwts.	4,718	3,110	4,982	4,276	4,218	6,04,210	4,58,070	6,72,056	5,56,007	5,74,723
Cheese . . . "	27	38	65	49	48	2,590	5,580	8,050	6,530	7,614
Ghi . . . "	34,508	52,806	48,064	31,341	33,778	37,07,070	50,35,600	46,02,005	36,55,321	36,17,098
Lard . . . "	684	279	12	34,610	18,150	825
Pickle, chutnies, and condiments . . . "	28,855	23,330	21,851	24,875	25,199	7,86,750	10,51,360	10,70,326	12,17,393	11,79,695
Other sorts of provisions . . . "	33,388	30,172	27,391	24,497	26,710	10,23,480	8,38,330	7,06,591	6,47,974	6,52,656
Total Provisions and Oilman's stores . . . Value	—	—	—	—	—	61,74,120	74,17,080	70,66,738	60,91,640	60,34,860
Railway plant and Rolling-stock—										
Materials for construction (including sleepers of wood) . . . Tons	1,725	273	150	1	15	2,16,900	7,97,540	4,36,852	51	8,020
Teak keys (a) . . . Tons	—	2,314	1,333	1,712	1,820	—	3,32,400	1,83,550	2,33,520	2,44,701
Other sorts . . . Value	—	—	—	—	—	71,230	3,400	53,382	961	1,600

(a) Separately recorded from 1920-21.

EXPORTS

No. 11—continued.

TOTAL EXPORTS of ARTICLES of INDIAN MERCHANDISE—continued.

ARTICLES	QUANTITY					VALUE				
	1919-20	1920-21	1921-22	1922-23	1923-24	1919-20	1920-21	1921-22	1922-23	1923-24
Rubber—						R	R	R	R	R
Raw . . . Lbs.	12,599,033	14,014,074	11,014,534	12,490,174	15,430,264	1,68,76,560	1,55,13,820	77,16,072	72,50,093	1,44,46,018
Manufactures . . . Value	—	—	—	—	—	18,210	41,440	4,435	9,331	45,944
Salt . . . Tons	2,280	13	593	5,238	1,008	1,51,700	2,370	16,487	1,13,368	18,796
Seeds—										
Oilseeds—										
Essential—										
Ajama . . . Tons	133	167	246	207	241	51,500	49,590	79,897	57,010	79,015
Ajwan . . . "	27	482	1,084	1,366	872	9,340	1,09,530	2,56,464	2,97,851	1,69,651
Aniseed . . . "	169	123	113	41	34	47,550	39,900	49,222	22,260	15,024
Caraway . . . "	..	1	2	..	12	20	410	610	..	4,890
Coriander . . . "	4,815	4,302	4,429	5,860	6,062	12,47,260	10,73,550	12,35,826	17,33,758	15,75,089
Curmin (other than Black) . . . "	896	646	761	2,242	2,334	7,18,410	5,49,750	5,76,906	20,74,534	22,09,117
Curmin, black . . . "	171	160	141	265	203	88,690	83,340	83,669	2,10,591	1,47,674
Fennel . . . "	308	321	396	714	861	1,22,650	1,33,420	1,75,148	3,41,952	4,25,761
Fenugreek . . . "	467	482	425	550	761	1,56,670	1,78,130	1,81,790	2,18,696	2,48,451
Sawa or dil . . . "	36	20	40	1,365	1,216	13,910	8,980	15,927	3,57,026	3,28,674
Other sorts . . . "	10	3	7	11	1	5,200	2,800	5,224	14,382	3,200
Total Seeds, essential ..	7,031	6,707	7,943	12,421	12,600	24,61,400	22,22,590	26,60,683	53,28,950	52,66,546
Non-essential—										
Assala . . . "	18	14	7	9	..	9,070	7,170	2,487	3,586	682
Castor . . . "	8,464	15,531	48,798	83,613	85,030	23,13,400	35,11,560	1,04,07,353	1,83,30,475	2,26,98,780
Copra or coconut- kernel . . . "	10,641	2,736	2,974	13,949	3,986	50,18,320	14,04,580	12,31,947	50,54,448	16,53,072
Cotton . . . "	248,749	99,909	92,221	183,192	149,873	3,65,56,280	1,03,64,950	1,02,65,928	1,97,22,998	1,71,13,106
Groundnuts . . . "	111,735	104,015	235,891	267,384	257,045	4,23,09,670	2,85,15,910	6,26,10,099	7,56,61,244	7,18,76,131
Linseed . . . "	252,415	183,440	173,503	274,280	368,777	10,46,69,430	6,14,37,440	4,30,02,121	7,35,35,975	9,62,14,659
Mowa or mowra . . . "	2,210	5,061	910	24,140	7,752	4,84,380	8,43,820	1,54,495	35,44,614	13,06,854
Mustard . . . "	2,870	1,368	752	3,818	4,102	15,55,510	5,21,560	2,20,618	11,94,219	13,73,398
Niger . . . "	416	55	354	1,274	2,156	1,62,920	15,590	94,553	2,83,883	4,60,129
Poppy . . . "	7,735	4,302	6,482	4,458	6,403	36,82,570	16,27,470	20,71,897	13,62,381	17,40,323
Rape . . . "	122,818	183,823	133,697	251,931	336,920	3,97,00,380	5,29,06,670	3,16,77,413	5,58,17,260	7,85,83,030
Sesamum (til or jinjil)	49,326	11,832	31,098	36,436	9,537	2,34,43,010	46,63,540	91,86,674	1,09,05,299	28,66,033
Tea . . . "	43	44	19	12	54	1,45,900	1,64,680	77,278	56,023	2,10,592
Other sorts . . . "	367	360	201	19,971	8,786	1,16,490	36,140	42,241	26,77,476	12,86,261
Total Seeds, non- essential . . . "	817,807	617,481	726,907	1,164,476	1,240,421	26,01,67,790	16,60,81,080	17,13,67,704	26,81,55,887	29,24,52,910
Other than oilseeds . . . "	150	84	124	136	2,095	61,010	44,250	45,027	53,515	4,52,157
Total Seeds . . . "	824,989	624,272	734,674	1,177,033	1,235,116	26,26,90,200	16,83,47,920	17,40,69,414	27,35,38,392	29,81,71,613
Shells and Cowries—										
Cowries . . . Cwts.	330	357	15	194	80	7,620	6,820	200	3,837	2,450
Shells (chanks, sankhil, large ornamental shells, cowras, mother-of-pearl shells, and oyster shells) . . . "	3,082	2,414	4,202	2,655	1,451	1,05,860	1,18,520	1,75,954	94,184	58,018
Tortoise-shell (including nakhis or nakh) . . . Lbs.	1,939	1,504	1,360	1,776	1,081	5,010	11,440	8,874	13,332	7,774
Total Shells and cowries Value	—	—	—	—	—	1,18,410	1,34,780	1,85,028	1,11,353	68,240
Soap . . . Cwts.	7,991	4,983	7,462	5,993	6,010	1,97,510	1,54,220	2,29,845	1,78,505	1,78,860
Specimens illustrative of natural science . Value	—	—	—	—	—	2,65,700	1,47,280	1,14,046	1,38,269	1,16,324

No. 11—continued.

TOTAL EXPORTS of ARTICLES of INDIAN MERCHANDISE—continued.

ARTICLES	QUANTITY					VALUE				
	1919-20	1920-21	1921-22	1922-23	1923-24	1919-20	1920-21	1921-22	1922-23	1923-24
Spices—						R	R	R	R	R
Betelnuts . . . Cwts.	6,528	3,586	8,417	3,551	3,186	2,43,730	1,35,150	1,50,131	1,67,093	1,70,732
Cardamoms . . . "	16,554	5,692	5,431	3,489	6,278	26,45,820	8,74,660	7,71,148	5,62,027	17,56,708
Chillies . . . "	117,144	168,168	148,433	161,740	165,178	40,70,510	37,27,010	40,19,201	49,52,662	43,20,923
Cinnamon . . . "	282	179	96	297	130	14,790	12,060	3,295	9,792	4,832
Cloves . . . "	109	85	23	71	30	9,890	7,180	2,750	5,868	3,528
Ginger . . . "	66,817	52,046	74,463	51,946	45,065	21,57,870	15,08,150	19,61,196	17,79,851	20,34,425
Nutmegs . . . "	4	48	8	12	53	200	1,800	116	687	2,506
Pepper . . . "	121,927	48,233	105,781	113,724	90,150	65,41,310	20,50,270	31,03,566	34,00,752	27,70,236
Other sorts . . . "	722	527	1,508	640	545	33,200	14,500	21,232	11,217	13,126
Total Spices . . . "	332,037	279,464	334,160	335,479	310,933	1,57,17,360	88,31,710	1,00,35,530	1,09,79,040	1,10,86,076
Stationery (excluding paper) . . . value	—	—	—	—	—	1,53,670	1,30,390	1,21,173	85,983	1,02,726
Stone and Marble . . . Tons	5,190	2,183	1,422	2,117	1,848	45,500	45,830	62,713	87,144	31,591
Sugar—										
Sugar, 16 Dutch standard and above . . . "	2,672	3,614	1,250	456	298	16,32,930	31,28,040	9,58,739	2,92,556	1,02,308
Sugar, 15 Dutch standard and below . . . "	18,685	18,526	4,896	566	3,005	36,55,350	63,82,850	14,52,272	1,40,530	7,50,734
Confectionery . . . "	92	26	55	20	158	1,08,520	37,100	75,679	24,405	1,64,233
Molasses (including Palmyra and cane jaggery) (a) . . . "	—	—	—	2,479	36,325	—	—	—	5,82,232	85,81,119
Total Sugar . . . "	16,449	22,166	6,201	3,521	39,786	53,91,800	95,47,990	24,86,690	10,48,830	96,97,444
Tallow and stearine (including grease and animal fat) . . . Cwts.	10,320	14,918	3,748	8,604	13,043	5,18,190	7,44,860	3,72,305	4,10,474	5,96,143
Tea, black . . . Lbs.	379,161,353	285,623,234	313,521,246	287,515,763	338,500,236	20,56,47,410	12,14,51,130	18,20,31,068	21,98,38,547	31,62,70,248
" green . . . "	3,680	228,015	356,910	780,437	255,141	3,000	46,520	1,70,845	5,61,836	1,01,241
Total Tea . . . "	379,165,033	285,751,349	313,878,140	288,296,200	338,755,377	20,56,50,470	12,14,97,650	18,22,01,913	22,04,00,383	31,64,61,489
Tea waste, for the manufacture of Caffeine . . . "	7,911,000	6,571,559	3,124,848	1,622,818	2,296,181	14,74,000	11,88,110	5,35,571	2,15,497	2,37,488
Textiles—										
Cotton—										
Raw . . . Tons	428,330	370,585	533,802	600,397	671,936	58,65,24,010	41,62,87,590	53,96,92,797	70,07,43,381	98,47,09,367
Waste . . . Cwts.	291,212	206,218	235,661	463,668	362,267	82,80,230	51,73,050	48,03,027	97,28,206	1,04,33,677
Kapok . . . "	27,362	8,896	7,750	24,266	33,836	16,05,840	4,73,650	3,31,696	12,47,332	20,40,904
Twist and Yarn—										
Grey Nos. 1 to 10 . . . Lbs.	64,772,059	40,008,780	23,312,256	12,277,108	7,792,608	7,21,74,090	5,44,23,600	1,90,67,937	1,04,73,863	66,43,264
" " 11 to 20 . . . "	80,342,829	24,711,913	39,079,002	20,540,812	10,637,659	9,01,41,260	3,48,39,800	3,94,71,890	3,05,76,699	1,99,10,764
" " 21 to 30 . . . "	3,587,607	2,649,356	1,866,094	814,379	497,264	57,55,610	47,57,660	29,99,571	9,17,088	5,85,040
" " 31 to 40 . . . "	912,595	329,430	179,538	220,850	255,238	16,27,910	6,46,490	2,84,143	2,04,630	3,35,078
" " above No. 40 . . . "	756,775	55,380	36,400	1,800	900	14,25,740	1,32,140	76,700	4,120	1,425
" " Twofold (double) . . . "	618,040	4,520,990	15,894,865	12,872,040	8,712,435	10,20,410	51,00,970	1,42,84,675	1,11,57,460	72,45,803
Orange, red, and other colours Nos. 1 to 20 . . . "	221,399	222,618	161,058	257,264	208,785	3,60,930	3,02,480	2,64,540	3,68,180	2,93,443
" " Nos. 21 to 40 . . . "	143,491	300,776	147,152	37,636	34,400	2,39,000	7,39,840	2,49,156	69,865	63,215
" " above No. 40 . . . "	35	185	..	300	..	40	370	..	900	..
Twofold (doubles) . . . "	14,525	32,062	37,000	13,350	117,450	24,170	74,716	40,868	21,806	1,93,753
Bleached (white) . . . "	391,215	610,970	249,774	704,010	1,170,042	5,89,450	9,77,310	3,61,139	7,58,468	12,06,728
Unspecified descriptions of twist and yarn . . . "	100,208	92,774	69,865	121,891	54,507	1,33,720	1,20,900	1,95,055	1,32,105	59,457
Total Twist and Yarn . . . "	161,870,078	82,535,220	81,033,404	56,861,490	38,531,238	18,25,92,330	10,17,15,850	7,71,45,689	5,47,70,098	8,66,21,966
Manufactures—										
Canvas . . . Yards	14,428	7,216	24,323	7,651	24,231	21,780	15,840	31,618	7,945	24,524
Handkerchiefs and shawls in the piece Number	2,100,292	2,561,713	993,384	2,253,543	3,124,565	20,81,530	32,61,490	8,67,411	24,81,730	34,91,542
Rosery . . . value	—	—	—	—	—	2,96,300	1,13,110	1,60,191	1,58,070	1,13,737

(a) Separately recorded from 1922-23.

ABSTRACT TABLES

EXPORTS

No. 11—continued.

TOTAL EXPORTS of ARTICLES of INDIAN MERCHANDISE—continued.

ARTICLES	QUANTITY					VALUE				
	1919-20	1920-21	1921-22	1922-23	1923-24	1919-20	1920-21	1921-22	1922-23	1923-24
Textiles—continued					R	R	R	R	R	R
Piece goods—										
Grey (unbleached)—										
Chadars and Dhutis . Yards	10,908,880	8,371,799	6,488,185	9,004,735	8,819,832	51,71,060	4,14,680	31,23,293	38,06,701	38,35,008
Drills and Jeans . "	1,420,311	448,740	376,766	897,408	2,30,304	5,61,040	2,68,130	2,20,752	3,64,573	7,83,082
T. cloth and Domestics . "	31,085,656	24,999,542	9,393,332	10,105,989	12,11,258	1,17,69,180	1,07,79,380	32,50,706	33,39,782	34,80,988
Shirts . "	8,590,523	5,405,244	2,392,425	3,125,931	5,054,119	32,40,660	24,13,430	9,91,433	10,41,202	14,51,807
Other sorts . "	22,706,978	9,214,465	5,678,584	7,092,226	5,787,366	88,38,280	43,09,110	29,31,001	28,02,453	20,38,877
Total Grey (unbleached) . "	74,802,348	48,439,790	24,290,202	31,126,289	33,877,069	2,95,89,790	2,21,79,650	98,59,275	1,14,44,771	1,10,84,742
White (bleached)—										
Chadars and Dhutis . "	1,729,4	296,279	69,025	91,842	131,077	98,540	2,21,220	49,036	59,071	67,003
Drills and Jeans . "	101,512	276,293	72,377	53,410	76,349	58,590	1,86,710	54,234	28,412	46,258
T. cloth and Domestics . "	850	767	336	53,811	10,433	070	400	980	22,882	8,188
Shirts . "	44,160	285,254	78,811	34,479	478,596	20,990	1,72,260	51,389	14,418	1,24,606
Other sorts . "	1,757,348	914,905	780,509	816,185	777,371	7,38,760	5,15,110	4,10,910	3,06,482	3,09,255
Total White (bleached) . "	2,071,104	1,778,503	997,158	1,049,727	1,883,843	9,17,850	10,95,700	5,66,549	4,91,265	5,55,845
Coloured, printed, or dyed—										
Lungis and Saris . "	23,695,673	21,901,683	29,699,768	26,690,761	38,190,036	1,57,27,820	1,00,78,520	1,95,78,091	1,71,05,527	2,26,20,192
Drills and Jeans . "	1,786,814	3,859,533	4,160,077	10,991,819	14,694,851	7,28,910	23,06,190	15,83,589	88,67,433	48,31,664
Other sorts . "	94,109,036	70,896,270	101,870,488	87,092,639	77,082,708	4,03,97,190	3,34,02,970	4,32,21,980	3,74,26,415	2,72,12,202
Total Coloured, printed, or dyed . "	110,591,523	96,151,500	135,730,328	124,775,219	129,967,655	5,68,53,020	5,17,87,680	6,43,70,560	5,83,09,375	5,46,70,358
Total Piece goods . "	196,554,975	146,364,793	160,966,778	156,951,235	165,328,567	8,73,61,540	7,50,63,030	7,48,06,384	7,03,35,411	6,63,10,945
Thread, sewing . Lbs.	247,918	159,389	193,416	186,444	205,142	4,14,690	2,52,630	3,31,182	3,09,639	3,64,592
Other sorts of manufactures . "	1,077,425	1,694,286	2,829,603	2,773,181	2,867,841	18,65,110	22,91,830	31,65,691	25,52,976	26,21,702
Total Cotton manufactures (including twist and yarn) . value	—	—	—	—	—	27,41,33,260	18,27,13,280	15,65,07,166	13,06,21,869	10,95,49,068
Total Cotton, raw and manufactures . "	—	—	—	—	—	87,05,48,330	60,46,47,570	70,14,14,680	85,13,40,788	1,00,07,32,106
Flax—										
Raw . Lbs.	3,360	23,968	5,864	18,928	..	300	38,660	2,332	14,085	..
Twist and yarn . "	2,058	870
Manufactures—										
Bags and sacks . Number	1,334	300	353	770	..	1,840	750	882	1,522	536
Other sorts . Lbs.	17,234	4,074	14,755	5,862	190	33,190	8,430	19,525	13,630	15,611
Total Flax manufactures (including twist and yarn) . value	—	—	—	—	—	35,900	9,130	20,407	15,161	16,147
Total flax, raw and manufactures . "	—	—	—	—	—	86,200	47,840	22,739	29,240	16,147
Haberdashery and Millinery . "	—	—	—	—	—	2,67,660	1,63,530	4,76,253	6,04,867	6,77,070
Hemp (chiefly Sann)—										
Raw . Cwt.	742,109	407,951	256,203	412,443	458,847	1,89,40,970	88,15,490	30,35,760	60,84,724	76,42,082
Manufactures (excluding cordage) . value	—	—	—	—	—	7,490	26,470	33,815	9,571	12,189
Total Hemp, raw and manufactures . "	—	—	—	—	—	1,89,48,460	88,41,960	30,69,575	60,94,295	76,54,871
Jute—										
Raw . Tons	591,814	472,414	467,645	577,955	659,966	24,69,94,520	16,36,08,640	14,04,91,597	22,52,84,639	20,00,06,328
Twist and yarn . Lbs.	3,006,154	10,178,785	1,876,173	3,507,276	5,345,355	12,01,260	35,46,330	4,07,529	9,11,159	16,12,846
Manufactures—										
Canvas . Yards	22,819	12,388	24,668	21,159	34,125	16,710	9,580	20,010	11,190	27,581
Gunny bags—										
Sacking gunny bags { No.	256,484,329	307,013,079	291,490,552	271,645,505	314,137,601	15,41,68,420	18,79,29,210	11,71,05,119	13,72,89,239	14,93,54,053
{ Tons	273,855	404,591	310,304	296,158	325,277					
{ No.	86,244,314	136,895,030	95,220,145	72,586,374	99,578,337					
Hessian gunny bags { Tons	36,078	62,989	38,031	31,447	45,706	3,16,10,550	6,11,64,030	2,20,07,071	2,22,70,547	3,23,55,907
Total Gunny bags { No.	342,728,643	53,908,109	396,710,697	344,231,879	413,715,938	18,57,78,970	23,90,93,240	13,91,73,990	15,95,68,786	18,17,10,020
{ Tons	310,833	467,580	348,335	327,605	370,983					

No. 11—continued.

TOTAL EXPORTS of ARTICLES of INDIAN MERCHANDISE—continued.

ARTICLES	QUANTITY					VALUE					
	1919-20	1920-21	1921-22	1922-23	1923-24	1919-20	1920-21	1921-22	1922-23	1923-24	
Textiles—concluded											
Gunny cloth—						R	R	R	R	R	
Sacking gunny cloth	Yards	41,982,700	84,724,100	24,006,338	42,489,793	54,151,496	1,25,23,480	86,14,740	46,38,538	84,85,872	1,13,02,816
	Tons	78,314	15,298	13,109	20,074	35,333					
Hessian gunny cloth	Yards	1,283,141,956	1,318,014,549	1,096,562,202	1,211,862,078	1,294,591,018	29,89,57,770	27,67,71,220	15,46,59,251	23,47,01,424	22,61,52,142
	Tons	319,109	342,126	275,832	310,156	334,043					
Total Gunny cloth	Yards	1,275,124,656	1,352,738,649	1,120,568,535	1,254,351,871	1,348,742,519	31,14,81,250	28,53,85,990	15,92,07,789	24,81,87,296	23,74,54,958
	Tons	837,428	857,424	288,991	330,230	390,376					
Rope and twine . . .	Cwts.	55,237	66,049	49,390	64,175	74,008	16,65,890	17,24,810	9,71,486	12,00,278	13,63,857
Other kinds . . .	"	304	2,484	1,193	1,508	2,573	10,550	1,86,930	87,282	62,801	66,629
Total Jute manufactures (including twist and yarn) . . .	Value	—	—	—	—	—	50,01,54,630	52,99,46,800	29,99,57,186	40,49,41,510	42,28,35,890
Total Jute, raw and manufactures . . .	"	—	—	—	—	—	74,71,49,150	69,35,55,410	44,04,43,783	63,02,26,149	62,28,42,218
Silk—											
Mulberry silk, excluding tasar and other wild silks—											
Raw . . .	Lbs.	179,671	126,990	96,025	173,493	199,500	26,10,640	18,35,420	14,91,566	20,33,780	32,01,279
Chasam or waste . . .	"	759,424	578,957	681,756	804,194	1,074,238	10,20,820	9,77,630	8,00,052	9,28,977	12,99,695
Cocoons . . .	"	57,504	48,270	32,704	48,935	96,130	1,23,840	1,02,720	45,220	82,042	1,67,117
Wild silk, tasar, munga, eri, and others—											
Raw . . .	"	12	..	201	90	..	16,500
Chasam or waste . . .	"	407,566	342,893	332,697	206,045	227,004	3,07,110	3,04,550	2,53,299	1,57,080	1,75,302
Cocoons . . .	"	46,925	63,609	27,560	12,299	30,894	68,920	1,19,476	33,520	14,479	71,559
Total Silk, raw . . .	"	1,451,930	1,160,719	1,150,754	1,244,966	1,619,567	41,31,330	33,39,780	20,28,546	38,17,258	59,21,392
Manufactures—											
Goods of silk mixed with other materials	Yards	170,449	81,362	81,983	78,603	31,378	2,17,160	1,61,430	1,39,921	1,20,916	38,351
Silk piece goods . . .	"	201,240	190,127	73,925	52,985	155,296	3,35,180	3,46,750	1,53,008	99,249	3,17,227
Thread for sewing	Lbs.	1,100	1,030	..	1,203	9,591	4,100	3,570	..	19,430	62,649
Other sorts . . .	"	486	1,505	335	1,458	1,190	5,420	5,240	3,140	3,361	8,827
Total Silk manufactures	Value	—	—	—	—	—	5,61,880	5,16,990	2,96,069	2,42,956	4,27,054
Total Silk, raw and manufactures . . .	"	—	—	—	—	—	46,93,210	38,56,780	29,24,615	40,60,214	54,48,446
Wool—											
Raw . . .	Lbs.	36,319,126	23,042,603	32,254,497	52,795,430	36,600,957	4,01,26,830	2,25,71,800	2,54,46,095	4,41,43,267	3,17,48,068
Manufactures—											
Carpets and rugs . . .	"	2,320,129	2,892,298	2,881,973	4,145,452	4,174,135	62,61,580	80,20,140	69,48,130	96,20,854	81,19,068
Piecegoods . . .	Yards	46,185	25,923	14,410	14,300	12,511	1,46,000	88,610	61,606	45,298	31,911
Shawls . . .	Number	699	2,396	2,041	767	1,089	12,080	20,100	18,623	7,115	66,132
Other sorts . . .	Lbs.	768,760	278,277	203,925	312,600	70,048	3,18,550	3,04,400	1,03,091	1,59,150	45,829
Total Woollen manufactures	Value	—	—	—	—	—	67,88,210	84,42,250	71,31,650	98,41,387	82,62,940
Total Wool and Woollens . . .	"	—	—	—	—	—	4,68,65,040	3,10,14,050	3,25,77,745	5,39,84,654	4,00,11,548
Other textiles—											
Raw . . .	Cwts.	834	708	709	604	706	19,400	14,250	10,804	9,007	11,600
TOTAL TEXTILE RAW MATERIALS	Value	—	—	—	—	—	90,66,23,430	62,01,22,920	71,74,22,654	1,00,00,71,899	1,24,16,13,648
TOTAL YARNS AND TEXTILE FABRICS . . .	"	—	—	—	—	—	78,18,99,040	72,18,18,500	46,44,22,546	54,62,77,321	54,17,80,353
TOTAL TEXTILES, RAW AND MANUFACTURES . . .	"	—	—	—	—	—	1,68,85,22,470	1,34,19,41,420	1,18,18,45,200	1,54,63,49,220	1,78,33,94,006

EXPORTS

No. 11—concluded.

TOTAL EXPORTS of ARTICLES of INDIAN MERCHANDISE—concluded.

ARTICLES	QUANTITY					VALUE				
	1919-20	1920-21	1921-22	1922-23	1923-24	1919-20	1920-21	1921-22	1922-23	1923-24
Tobacco—						R	R	R	R	R
Unmanufactured . . . Lbs.	28,049,756	23,306,028	22,003,303	21,506,323	32,015,829	78,94,840	68,46,080	61,46,510	72,50,261	95,97,709
Manufactured—										
Cigars "	725,861	557,524	445,081	318,173	351,831	9,76,070	7,03,860	5,49,425	4,10,503	3,98,419
Cigarettes "	278,654	97,581	16,080	47,745	10,058	5,56,640	1,11,110	34,280	53,048	14,512
Other sorts "	922,444	723,869	862,811	1,086,070	713,869	3,34,650	3,31,220	4,00,575	5,44,010	2,80,661
Total Tobacco "	30,876,725	24,685,002	24,228,175	23,049,211	33,691,587	92,62,200	74,92,270	71,30,790	82,67,812	1,02,07,301
Toys and requisites for games and sports, including fishing tackle (other than firearms) Value	—	—	—	—	—	1,44,260	1,54,310	1,52,707	2,07,684	2,05,836
Umbrellas, including parasols and sun-shades Number	15,991	13,091	13,157	51,311	46,059	45,330	89,840	45,490	1,00,086	1,23,188
Vehicles, excluding Locomotives, etc., for Railways—										
Carriages and carts "	65	57	62	100	45	32,440	16,950	23,760	62,440	82,665
Parts of carriages and carts Value	—	—	—	—	—	18,930	10,540	11,815	10,575	26,464
Ships, parts of (including Launches and Boats) "	—	—	—	—	—	7,140	6,400	10,377	18,695	4,599
Total vehicles "	—	—	—	—	—	58,510	33,890	45,052	91,710	63,728
Wax of all kinds, other than Paraffin Wax excluding candles . . . Cwts.	3,787	4,165	5,248	12,885	62,826	4,00,640	3,36,440	5,40,999	4,65,031	16,45,887
Wood and Timber—										
Timber, other than railway sleepers—										
Teak wood . . . Cubic Tons	52,610	39,272	16,019	20,196	49,007	1,25,46,070	1,09,69,180	46,38,864	80,13,980	1,06,94,024
Other timber "	6,902	6,774	3,175	3,230	4,007	5,79,930	8,57,390	3,68,834	3,47,642	4,05,342
Wood—										
Firewood Tons	2,772	2,347	3,070	1,560	2,879	59,420	50,800	82,388	31,800	57,093
Ornamental Wood—										
Ebony Value	—	—	—	—	—	4,040	4,050	3,507	0,748	11,412
Sandal Tons	509	244	379	501	739	9,32,050	4,40,010	7,12,965	8,43,406	11,22,148
Other kinds . . . Value	—	—	—	—	—	87,410	43,270	60,411	1,59,123	1,76,403
Manufactures of wood, other than furniture and cabinet-ware "	—	—	—	—	—	3,08,880	2,85,570	5,16,277	2,52,010	2,42,310
Total Wood and Timber "	—	—	—	—	—	1,46,07,800	1,26,50,270	63,78,246	96,54,724	1,27,09,382
Postal Articles "	—	—	—	—	—	2,00,73,910	2,67,60,850	3,10,11,481	2,37,67,036	2,46,75,646
All other articles of merchandise—										
Unmanufactured . . . Value	—	—	—	—	—	22,02,950	17,86,270	13,76,345	31,33,844	31,37,812
Manufactured "	—	—	—	—	—	15,28,080	12,38,100	14,76,290	10,56,628	20,57,308
GRAND TOTAL (exclusive of Government Stores) "	—	—	—	—	—	312,27,89,230	240,01,22,620	231,38,00,687	209,16,10,322	346,83,01,245
GRAND TOTAL of exports of Government Stores "	—	—	—	—	—	3,27,68,080	5,30,78,530	2,29,26,024	1,10,01,470	1,27,60,768

No. 12

TOTAL EXPORTS of ARTICLES of BRITISH and FOREIGN MERCHANDISE

ARTICLES	QUANTITY					VALUE				
	1919-20	1920-21	1921-22	1922-23	1923-24	1919-20	1920-21	1921-22	1922-23	1923-24
Animals, living--										
Horses Number	42	60	92	73	70	R 1,65,900	R 1,25,950	R 1,66,435	R 3,62,725	R 2,84,850
Other kinds "	18	35	61	120	215	2,900	7,020	21,750	22,887	44,552
Total Animals, living "	60	95	153	193	285	1,68,800	1,32,970	1,88,185	3,85,612	3,29,402
Apparel (including drapery, uniforms, accoutrements, but excluding hosiery and boots and shoes) Value	—	—	—	—	—	40,81,150	50,37,520	84,74,176	35,72,237	20,16,281
Arms, ammunition, and military stores--										
Firearms and parts thereof "	—	—	—	—	—	76,030	90,880	88,311	79,572	93,980
Gunpowder Lbs.	15,700	..	500	300	..	14,870	..	600	600	..
Dynamite, and all other explosives Cwts.	30	33	52	148	11	5,870	4,990	11,597	28,724	1,135
Other sorts Value	—	—	—	—	—	25,160	37,080	50,224	28,002	16,349
Total Arms, ammunition, and Military stores "	—	—	—	—	—	1,21,930	1,41,030	1,50,732	1,36,898	1,11,473
Art, works of (other than pictures) "	—	—	—	—	—	8,740	25,710	44,030	40,515	33,060
Books printed, and printed matter (not being stationery), including maps and charts Cwts.	1,154	2,048	3,899	1,765	1,790	2,29,400	4,31,040	8,55,932	4,43,787	4,58,000
Boots and shoes Pairs	60,307	45,519	36,856	16,470	13,712	4,44,590	4,97,360	3,11,380	1,24,119	80,200
Building and Engineering materials, other than of iron, steel, or wood Value	—	—	—	—	—	1,34,550	1,31,410	2,50,823	1,03,070	84,840
Candles of all kinds Lbs.	89,450	101,626	56,122	6,451	6,284	21,370	52,190	27,998	2,312	3,710
Canes and rattans Cwts.	189	1,120	666	383	690	6,100	17,480	31,015	18,512	26,030
Chemicals and chemical preparations (excluding chemical manures and medicines)--										
Aluminous sulphates (including alum) Cwts.	5,175	2,690	1,025	3,166	3,254	80,980	41,480	26,657	45,780	42,144
Ammonia and salts thereof "	2,334	1,000	643	1,078	1,292	1,40,370	56,840	66,326	91,481	68,623
Arsenic and its oxides "	113	58	160	599	120	5,610	2,940	6,510	24,196	5,883
Sulphuric acid "	1,405	853	293	684	1,068	42,610	84,000	17,819	32,356	37,643
Other sorts Value	—	—	—	—	—	5,85,400	5,16,030	5,04,792	3,87,247	2,99,373
Total Chemicals "	—	—	—	—	—	8,00,920	6,61,890	6,86,204	5,81,068	4,53,671
Chinese and Japanese-ware (including lacquered-ware, but excluding earthenware and porcelain) "	—	—	—	—	—	42,660	31,900	62,252	29,487	21,382
Clocks and Watches and parts thereof--										
Clocks and watches Number	16,750	15,614	3,369	5,968	2,724	157,350	1,27,630	39,732	1,02,595	30,792
Parts of clocks and watches Value	—	—	—	—	—	16,580	7,450	3,447	287	12,085
Coal, coke, and patent fuel Tons	208	711	30,105	50,920	56,264	15,360	21,610	13,09,113	10,80,765	17,18,383
Coffee Cwts.	21,528	28,594	16,492	21,020	18,172	11,14,300	12,29,740	7,10,646	8,72,842	7,11,723
Coral Lbs.	576	896	163	320	1,258	5,700	1,600	2,600	2,000	6,250
Cordage and rope of vegetable fibre (excluding jute and cotton) Cwts.	446	838	635	383	875	37,560	47,920	44,129	18,219	34,449
Cutlery Value	—	—	—	—	—	4,50,650	5,18,030	6,34,408	8,23,954	6,74,800
Drugs and Medicines (excluding chemicals and narcotics)--										
Asafœtida Cwts.	804	2,449	1,266	1,375	1,792	62,010	2,56,690	99,268	1,80,091	1,08,134
Camphor Lbs.	236,374	60,133	32,368	33,439	27,765	15,98,380	2,49,010	91,658	1,23,960	84,586
Cassia lignea Cwts.	9,349	4,869	6,422	8,965	5,111	3,71,950	1,88,710	2,50,817	2,71,197	1,37,292
Cinchona Bark Lbs.	100	260	..
Quinine Salts-- Quinine sulphate or bisulphate Lbs.	3,185	16	210	1,317	1,330	26,430	880	6,269	42,055	37,545
Quinine Hydrochloride or dihydrochloride "	..	60	11	250	934
Quinine, others "	1,122	..	1,401	127	1,227	84,490	..	11,348	850	3,207
Other sorts of drugs and medicines Value	—	—	—	—	—	10,63,200	13,47,420	5,90,361	3,00,807	3,06,686
Total Drugs and Medicines "	—	—	—	—	—	31,53,490	20,42,960	10,50,655	8,75,170	6,76,849

ABSTRACT TABLES
RE-EXPORTS

(68)

No. 12—continued

TOTAL EXPORTS of ARTICLES of BRITISH and FOREIGN MERCHANDISE—continued

ARTICLES	QUANTITY					VALUE				
	1919-20	1920-21	1921-22	1922-23	1923-24	1919-20	1920-21	1921-22	1922-23	1923-24
						R	R	R	R	R
Dyeing and Tanning substances—										
Cochineal . . . Cwts.	472	423	19	108	105	1,04,800	63,690	7,350	12,956	11,78
Cutch and gambler . . . "	580	591	152	257	114	25,100	20,570	7,538	12,716	9,55
Dyes obtained from coal tar—										
Alizarine . . . Lbs.	1,293	1,356	2,125	1,526	58,104	21,700	4,060	4,085	2,902	73,47
Aniline . . . "	20,458	18,133	110,859	215,808	334,584	78,050	1,00,070	5,29,458	8,58,854	7,63,34
Others . . . "	224	896	..
Saffron . . . "	12,376	10,934	9,385	8,439	21,433	1,73,300	87,430	69,457	52,245	1,24,59
Other sorts . . . Cwts.	1,578	870	1,569	1,516	1,232	95,480	67,870	98,783	84,655	1,13,83
Total Dyeing and Tanning substances . . . Value	—	—	—	—	—	4,97,930	3,43,860	7,16,616	10,24,624	10,03,584
Earthenware and porcelain (excluding pipes of earthenware) . . . Value	—	—	—	—	—	8,95,090	7,16,160	6,57,605	4,84,399	4,24,134
Electroplated ware . . . "	—	—	—	—	—	65,140	67,340	67,408	1,18,029	1,37,944
Fireworks . . . "	—	—	—	—	—	19,180	34,470	51,079	27,822	6,443
Fish (excluding canned fish)—										
Fish, dry, unsalted . . . Cwts.	185	156	..	440	11	4,500	10,010	..	6,865	225
" " salted . . . "	100	278	22	644	..	1,160	450	710	7,690	..
Fishmaws and sharkfins . . . "	6,275	5,132	6,454	5,700	5,390	11,64,110	11,41,670	14,68,473	12,01,125	11,43,340
Total Fish . . . "	6,510	5,566	6,476	6,784	5,371	11,69,770	11,52,130	14,69,183	12,15,680	11,43,565
Fruits and Vegetables—										
Fresh fruits and vegetables . . . Value	—	—	—	—	—	1,050	1,750	200	610	..
Fruits and vegetables; dried, salted, or preserved—										
Dates . . . Tons	1,798	2,841	2,478	709	2,082	5,07,530	6,57,960	7,05,739	1,79,328	3,55,850
Other sorts . . . "	4,841	6,807	4,437	6,003	1,961	43,73,930	60,68,860	44,65,804	77,22,352	17,77,753
Total Fruits and Vegetables Value	—	—	—	—	—	49,87,510	67,28,570	51,71,743	79,02,200	21,33,603
Furniture and Cabinetware . . . "	—	—	—	—	—	2,44,610	3,09,520	3,40,912	3,16,007	4,07,828
Glass and Glassware—										
Beads and false pearls . . . Cwts.	623	417	687	558	858	94,550	85,350	1,29,043	1,10,858	1,23,020
Bottles . . . Gross	6,133	2,711	4,711	3,481	2,252	62,740	58,340	50,907	28,270	34,762
Sheet and plate . . . Snp. feet	183,474	184,902	47,535	60,604	44,511	98,880	84,020	22,944	22,821	21,183
Other glassware . . . Value	—	—	—	—	—	14,84,830	14,00,340	13,59,121	9,41,474	7,32,163
Total Glass and Glassware . . . "	—	—	—	—	—	17,40,600	16,26,080	15,62,015	11,03,432	9,11,063
Grain, Pulse, and Flour—										
Rice not in the husk . . . Tons	29	175	209	8,000	34,468	73,601
Wheat . . . "	7,461	..	440	85	..	14,66,710	50	99,538	15,928	..
Other sorts . . . "	117	20	40	51	14	19,830	4,450	6,600	8,890	3,020
Total Grain, Pulse, and Flour . . . "	7,607	20	480	311	313	14,94,540	4,500	1,06,138	59,286	76,681
Gums and Resins—										
Arabic . . . Cwts.	5,965	8,857	11,250	13,525	23,802	2,52,720	3,47,160	3,07,082	4,48,197	7,26,622
Benjamin . . . "	2,714	970	1,258	1,120	1,100	1,61,750	57,700	66,481	54,771	55,950
Olibanum or frankincense . . . "	15,014	12,543	15,961	15,576	18,996	5,22,340	4,07,010	4,67,916	4,64,674	5,06,991
Rosin . . . "	1,520	1,175	819	938	782	81,990	33,410	20,388	19,382	15,349
Other sorts . . . "	15,302	22,939	25,007	27,137	12,978	15,33,620	17,39,540	14,72,793	11,12,877	5,70,530
Total Gums and Resins . . . "	40,615	46,484	54,295	58,294	57,658	25,02,420	25,84,820	22,94,655	20,99,001	19,35,451
Hardware (excluding Cutlery and Electroplated ware) . . . Value	—	—	—	—	—	30,73,340	29,98,690	20,56,620	25,41,044	22,72,289

No. 12—continued.

TOTAL EXPORTS of ARTICLES of BRITISH and FOREIGN MERCHANDISE—continued.

ARTICLES	QUANTITY					VALUE				
	1919-20	1920-21	1921-22	1922-23	1923-24	1919-20	1920-21	1921-22	1922-23	1923-24
Hides and skins, raw—						R	R	R	R	R
Hides, raw { Tons = Number	1 =5,800	5,800
Skins, raw { Tons = Number	..	164 =648,876	138 =470,979	194 =762,107	374 =1,175,550	..	59,66,020	28,12,261	67,38,981	98,01,998
Hops . . . Cwts.	..	1	7	..	4	150	180	1,949	..	174
Horns, tips and pieces of horn, and horn meal	60	1,632	65	35	92	91,480	1,56,880	76,599	43,960	77,610
Instruments, Apparatus, and Appliances, and parts thereof—										
Electrical . . . Value	—	—	—	—	—	2,70,040	4,17,100	8,90,125	5,61,550	5,41,612
Musical—										
Talking machines and accessories	—	—	—	—	—	1,28,470	1,28,010	41,588	44,838	71,579
Other sorts	—	—	—	—	—	51,510	88,010	88,388	92,820	79,184
Total Musical	—	—	—	—	—	1,79,980	2,11,020	1,29,924	1,37,664	1,50,763
Optical	—	—	—	—	—	12,110	11,150	12,862	46,981	38,357
Photographic	—	—	—	—	—	1,49,850	61,830	98,182	1,90,312	79,751
Other kinds	—	—	—	—	—	1,31,830	1,75,480	2,21,784	1,44,564	1,67,239
Total Instruments, Ap- paratus, and Appli- ances, and parts thereof	—	—	—	—	—	7,48,660	8,76,070	18,50,378	10,81,080	9,76,122
Ivory—										
Unmanufactured . Lbs.	161,638	136,356	166,357	143,853	94,703	11,01,970	8,78,510	10,60,936	9,09,538	5,76,561
Manufactured . Value	—	—	—	—	—	2,020	900	30,570	27,412	2,451
Total Ivory	—	—	—	—	—	11,08,990	8,74,500	10,91,506	9,36,950	5,79,012
Jewellery (excluding imita- tion jewellery and precious stones and pearls, unset), also plate of gold and silver—										
Jewellery . . . Value	—	—	—	—	—	72,820	1,19,680	1,29,786	28,180	51,028
Plate of gold and silver . .	—	—	—	—	—	3,21,230	3,73,740	3,37,211	3,41,193	2,61,980
Total Jewellery, also plate of gold and silver	—	—	—	—	—	3,94,050	4,93,420	4,66,997	3,69,372	3,13,008
Leather—										
Hides, tanned or dressed { Tons = Number	8 =850	7,000
Skins, tanned or dressed { Tons = Number	..	16 =59,781	55 =186,099	91 =227,281	112 =326,564	..	5,86,680	10,03,836	22,79,922	28,05,079
Unwrought . Cwts.	44	47	169	109	41	21,830	29,620	70,019	14,246	9,944
Manufactures (excluding boots and shoes) . . . Value	—	—	—	—	—	2,80,800	1,94,230	4,72,298	1,98,616	2,35,643
Total Leather	—	—	—	—	—	3,01,930	8,10,580	21,46,653	24,92,784	30,57,666
Liquors—										
Ale, beer, and porter Gallons	68,913	39,099	15,759	14,014	9,173	2,56,730	1,42,420	61,981	48,947	30,605
Cider, and other fermented liquors	72	42	49	90	45	340	310	348	2,374	339
Spirit—										
Brandy	2,801	973	3,522	817	835	54,750	32,180	85,757	32,991	21,480
Whisky	18,823	5,521	4,357	4,803	1,055	4,12,800	1,49,950	1,45,238	1,49,577	55,384
Other sorts of spirit	7,623	8,518	8,054	7,929	10,758	1,22,860	2,34,960	1,25,124	55,834	59,193
Total Spirit	28,747	15,012	15,933	13,549	19,548	5,90,410	4,17,030	3,56,114	2,38,402	1,36,057

ABSTRACT TABLES
RE-EXPORTS

(70)

No. 12—continued.

TOTAL EXPORTS of ARTICLES of BRITISH and FOREIGN MERCHANDISE.—continued.

ARTICLES	QUANTITY					VALUE				
	1919-20	1920-21	1921-22	1922-23	1923-24	1919-20	1920-21	1921-22	1922-23	1923-24
Liquors—continued						R	R	R	R	R
Wines—										
Champagne and other sparkling wines Gallons	586	592	371	625	264	17,150	14,970	15,146	20,580	9,921
Port and other still red wines	1,862	1,082	1,136	1,337	2,536	31,810	38,330	25,026	25,071	33,622
Sherry and other still white wines	1,508	623	633	1,395	530	25,260	11,680	15,583	33,157	14,145
Other sorts, including Vermouth and Ginger wine	2,392	1,187	1,067	1,113	310	41,110	16,800	31,162	14,909	5,697
Total Wines	6,348	4,294	3,827	4,300	3,646	1,15,310	81,740	86,867	93,723	63,285
Total Liquors	104,080	58,447	85,568	32,022	32,412	9,62,790	6,41,500	5,05,310	3,83,446	2,30,286
Machinery and Millwork—										
Prime-movers (other than electrical)—										
Locomotives (excluding those for railways) . Value	—	—	—	—	—	2,830	20,500	29,100	60	1,300
Others	—	—	—	—	—	3,03,270	1,25,670	1,54,210	1,40,268	38,856
Electrical machinery of all kinds	—	—	—	—	—	29,340	29,180	2,36,488	1,76,191	91,599
Other sorts of machinery	—	—	—	—	—	14,99,980	11,84,250	16,95,660	17,04,143	7,97,549
Total Machinery and Millwork	—	—	—	—	—	18,35,370	19,09,600	21,15,458	20,20,662	9,29,304
Matches Gross of boxes	727,120	209,480	170,197	699,000	560,599	13,24,770	3,53,270	3,37,615	12,08,713	11,67,823
Mats and Matting Sq. yards	102,110	33,880	59,527	39,828	46,968	90,950	33,570	64,557	42,474	40,636
Metals and Ores—										
Brass Bronze, and similar alloys, wrought—										
Mixed or yellow metal for sheathing . Cwts.	388	527	253	2,718	1,017	44,770	55,790	24,031	2,11,432	74,547
Other sorts	1,115	1,035	762	425	319	1,40,460	1,23,950	84,238	63,448	55,002
Total	1,503	1,562	1,015	3,143	1,336	1,85,230	1,79,740	1,08,269	2,74,880	1,29,549
Copper—										
Unwrought—										
Tiles, ingots, cakes, and bricks	7,008	20	40	300	..	5,02,730	2,300	2,793	18,056
Other sorts	9	6	1,350	610
Wrought—										
Sheets and other manufactures	11,744	7,923	1,079	2,517	4,405	14,45,570	7,72,250	1,58,440	2,11,379	3,37,464
Total Copper	11,753	14,932	1,099	2,557	4,705	14,46,920	12,75,590	1,60,740	2,14,172	3,55,519
Iron or steel—										
Wrought—										
Anchors and cables . Tons	13	8	16	13	16	16,620	7,260	15,800	9,312	9,750
Angle, bolt, and rod	116	86	44	13	73	70,520	51,100	19,933	6,395	20,300
Bars and channel	758	933	830	534	736	3,63,080	4,06,440	2,88,592	1,62,861	2,12,953
Hoops and strips	171	420	183	129	180	79,770	1,79,070	95,127	63,977	74,546
Nails, screws, rivets, and washers	442	284	275	134	166	3,45,280	1,88,980	1,71,619	1,10,556	90,105
Old, for re-manufacture	8	15	1,141	8,428	10,971	9,670	760	48,607	3,51,667	4,88,982
Pipes and fittings, cast	10	100	27	17	1	13,780	52,310	15,872	13,915	1,147
Sheets and plates—										
Galvanised	235	664	137	132	301	1,29,160	3,01,340	63,340	47,997	1,12,049
Tinned	429	131	236	83	58	2,21,390	71,900	1,46,620	41,207	28,668
Not galvanised or tinned	170	354	23	8	28	70,830	1,67,690	8,180	2,515	8,704
Tubes, pipes, and fittings, wrought	2	10	110	122	54	660	6,150	1,16,604	86,062	34,393
Wire	146	458	200	80	136	1,78,570	2,33,330	1,00,408	59,394	63,622
Other manufactures of iron or steel	265	610	472	161	192	1,56,740	2,91,250	2,23,014	70,517	81,304
Total iron or steel	2,765	4,078	3,694	9,904	12,912	16,51,070	19,59,080	13,03,216	10,26,376	11,77,563

No. 12—continued.

TOTAL EXPORTS of ARTICLES of BRITISH and FOREIGN MERCHANDISE—continued.

ARTICLES	QUANTITY					VALUE				
	1919-20	1920-21	1921-22	1922-23	1923-24	1919-20	1920-21	1921-22	1922-23	1923-24
Metals and Ores—continued						£	£	£	£	£
Lead—										
Unwrought—										
Ore . . . Tons	14	1	2	2	..	760	870	1,383	1,205	..
Pig . . . Cwts.	1,024	232	269	153	11,211	23,630	5,330	5,935	3,650	1,76,388
Other sorts . . . "	100	9	501	789	3,160	2,580	510	19,973	28,021	61,013
Wrought, all sorts . . . "	78	357	143	557	812	3,180	13,080	6,416	20,140	31,878
Total Lead (excluding Ore) . . . "	1,202	598	913	1,499	15,213	29,300	19,420	32,324	51,811	2,68,229
Quicksilver . . . Lbs.	12,744	5,465	1,939	4,122	4,053	57,320	10,800	6,314	12,208	10,076
Tin—										
Unwrought (blocks, ingots, bars, and slabs) . . . Cwts.	5,722	376	655	278	6,034	12,30,580	68,510	93,207	35,066	85,101
Zinc or spelter—										
Unwrought . . . "	28	44	8	2,191	..	350	2,620	432	12,819	..
Wrought or manufactured . . . "	385	179	109	45	106	19,320	6,430	3,420	1,848	4,223
Other sorts . . . "	5	..	1,159	207	..	4,834
Total Zinc or spelter . . . "	413	223	122	2,236	1,265	10,670	9,050	4,059	14,667	8,857
Metals, unenumerated . . . "	3,757	1,954	1,429	2,321	3,607	3,60,480	3,33,550	3,30,722	4,36,880	6,27,510
Ores, unenumerated . . . Tons	..	346	4,900	2	9	4,670	12,710	1,06,750	30	46
Total Metals and Ores . . . "	4,003	5,405	8,883	10,512	14,563	49,86,090	39,25,380	21,51,984	20,67,894	26,50,410
Oils—										
Animal . . . Gallons	878	12,917	1,231	1,250	27,100	1,800
Essential . . . "	603	275	148	289	413	13,370	12,256	5,992	20,123	33,418
Mineral—										
Kerosene . . . "	354,188	1,969,357	174,363	32,317	2,679,978	3,00,920	11,00,830	1,41,064	26,037	17,25,209
Other kinds . . . "	1,169,956	705,102	1,084,969	4,899,159	7,877,600	4,43,900	3,26,760	5,23,520	12,26,935	18,45,372
Vegetable, non-essential—										
Linseed . . . "	8,222	3,540	3,117	2,712	3,767	40,180	18,610	13,736	10,362	15,685
Other sorts . . . "	5,724	510	236	200	6	11,020	1,940	1,052	1,332	50
Total Oils . . . "	1,539,571	2,761,701	1,264,058	4,934,677	10,561,761	8,16,640	14,87,400	6,92,164	12,84,789	36,19,854
Oil-cloth and Floor-cloth . . . Sq. yards	13,060	11,049	56,687	24,588	4,157	26,720	34,200	1,12,920	62,790	5,404
Paints and Colours Cwts	3,424	3,147	4,287	4,307	2,425	2,96,600	2,50,230	3,65,107	2,18,462	2,02,520
Paper and Paste-board—										
Paper—										
Printing paper . . . "	765	1,157	1,675	1,599	2,761	32,270	43,060	76,155	51,885	84,953
Writing paper and envelopes . . . Value	—	—	—	—	—	3,35,080	3,61,390	5,59,381	2,82,202	1,42,468
Other kinds of paper (including paper manufactures) . . . Cwts.	13,186	4,889	11,284	7,325	6,333	3,23,680	1,81,400	2,50,148	1,77,433	1,36,545
Pasteboard, millboard, and cardboard of all kinds . . . "	716	273	715	176	284	14,050	12,300	13,403	3,085	5,688
Total Paper and Pasteboard Value	—	—	—	—	—	7,08,030	5,49,050	8,99,087	5,14,005	3,69,654
Perfumery (not being perfumed spirits) . . . "	—	—	—	—	—	1,52,340	78,470	74,850	82,236	1,05,314
Pitch, Tar, and Dammer . . . Cwts.	1,319	1,128	1,077	1,016	998	19,770	17,650	12,986	14,786	12,867
Precious stones and Pearls, unset . . . Value	—	—	—	—	—	1,36,310	1,27,546	1,74,855	9,22,618	2,43,205
Printing and Litho-graphing machinery and materials (excluding paper) . . . "	—	—	—	—	—	19,340	81,140	2,27,447	76,530	41,514

ABSTRACT TABLES

(72)

RE-EXPORTS

No. 12—continued.

TOTAL EXPORTS of ARTICLES of BRITISH and FOREIGN MERCHANDISE—continued.

ARTICLES	QUANTITY					VALUE				
	1910-20	1920-21	1921-22	1922-23	1923-24	1910-20	1920-21	1921-22	1922-23	1923-24
Prints, Engravings, and Pictures . Value	—	—	—	—	—	48,600	44,030	65,986	78,353	1,29,225
Provisions and Oilman's stores (excluding fish and fruits and vegetables) Cwts.	21,680	24,332	22,828	7,264	7,840	13,62,130	16,51,400	18,47,136	4,78,961	4,99,021
Railway Plant and Rolling-stock . Value	—	—	—	—	—	55,820	17,470	91,708	84,581	81,832
Rubber—										
Raw Lbs.	1,794	14,092	615	195	2,912	7,870	5,940	998	108	115
Manufactures . Value	—	—	—	—	—	2,82,950	4,29,320	6,01,783	2,44,786	3,45,834
Salt Tons	—	—	18	—	—	270	830	5,588	141	432
Seeds "	127	7	78	24	17	60,480	7,300	50,578	18,523	16,393
Shells and Cowries Value	—	—	—	—	—	3,01,940	85,530	2,04,275	96,675	1,32,651
Soap Cwts.	28,946	5,111	6,898	4,862	3,662	11,91,540	4,13,860	2,93,560	1,98,273	1,50,340
Specimens illustrative of natural science . Value	—	—	—	—	—	3,850	6,560	11,748	1,550	1,311
Spices—										
Hotelnuts . . . Cwts.	379	62	374	77	41	8,950	1,880	4,702	2,965	1,260
Cardamoms . . "	155	83	225	507	190	23,170	10,330	22,274	92,315	60,530
Cloves "	27,137	16,437	13,379	25,391	1,560	21,61,660	11,23,600	9,09,834	16,36,743	7,26,517
Ginger "	42	20	2	89	31.8	2,500	850	61	2,822	9,256
Nutmegs "	1,275	215	548	229	234	96,080	11,130	25,984	11,954	11,799
Pepper "	1,454	67	83	123	41	88,900	3,420	1,801	5,768	1,300
Other sorts . . "	592	101	166	215	199	31,600	12,850	5,712	7,564	6,319
Total Spices	31,034	17,025	14,709	26,631	11,573	21,07,860	11,63,560	9,67,368	17,60,131	8,17,011
Stationery (excluding paper) . Value	—	—	—	—	—	5,54,310	5,33,700	5,99,842	3,62,089	3,19,454
Stone and Marble . Tons	50	25	18	34	42	58,280	29,830	13,228	25,266	17,008
Sugar—										
Sugar, 16 Dutch standard and above . Tons	68,212	73,631	82,595	62,902	35,891	3,55,45,340	6,28,31,950	1,70,54,496	2,62,35,348	1,60,67,101
Sugar, 15 Dutch standard and below . "	—	1	26	—	1	—	200	9,780	—	100
Confectionery . "	72	62	23	51	19	1,35,410	82,730	51,009	83,987	33,838
Total Sugar	68,284	73,694	82,644	63,013	35,821	3,56,80,750	6,29,14,940	1,70,96,135	2,63,19,335	1,61,06,039
Tea—										
Black Lbs.	1,184,247	317,984	127,051	182,230	335,627	9,63,320	2,62,810	92,591	1,33,707	3,00,539
Green "	26,511	13,739	16,006	22,640	4,776	34,880	16,630	20,842	25,706	5,863
Total Tea	1,160,758	331,723	143,057	204,870	340,397	9,98,200	2,79,440	1,13,433	1,59,413	3,06,401
Textiles—										
Cotton—										
Raw Tons	—	828	3,314	6,095	6,753	70	25,86,900	59,45,160	1,12,12,482	1,35,27,739
Twist and yarn . Lbs.	2,898,910	332,332	508,786	1,479,885	1,541,445	88,20,080	7,88,090	11,29,509	23,08,728	21,86,849
Manufactures—										
Canvas Yards	15,831	34,217	37,528	23,980	20,943	21,990	78,410	70,160	33,001	27,702
Handkerchiefs and shawls in the piece No.	675,049	610,951	226,781	244,030	122,629	3,91,700	9,01,040	3,60,517	2,54,222	92,731
Hosiery Value	—	—	—	—	—	17,78,310	9,32,740	12,54,683	8,03,412	7,19,279
Lace and patent net Yards	247,939	80,185	3,281	16,858	17,401	1,40,470	41,430	11,779	8,650	12,409
Piece-goods—										
Grey (unbleached) . "	38,279,107	34,658,650	49,070,030	51,752,144	41,137,070	1,99,19,250	1,95,77,610	2,17,71,501	2,07,40,758	1,56,85,186
White (bleached) . "	19,004,274	7,319,012	8,833,669	6,732,310	6,652,375	1,02,92,880	41,37,470	42,28,826	31,52,287	29,27,590

No. 12—continued.

TOTAL EXPORTS of ARTICLES of BRITISH and FOREIGN MERCHANDISE.—continued.

ARTICLES	QUANTITY					VALUE				
	1919-20	1920-21	1921-22	1922-23	1923-24	1919-20	1920-21	1921-22	1922-23	1923-24
Textiles—continued										
Cotton—continued										
Manufactures—continued										
Piece-goods—continued										
Coloured, printed, or dyed . . . Yards	31,303,710	18,991,960	15,737,746	16,020,970	13,278,083	1,86,45,640	1,14,85,420	1,02,26,874	89,87,787	67,97,340
Fents of all descriptions . . . "	65,279	21,115	27,406	65,696	10,105	46,300	9,760	12,374	58,095	4,300
Total Piece-goods . . . "	82,052,370	60,990,787	78,671,851	74,571,120	61,077,688	4,89,04,100	3,52,60,470	3,62,89,575	3,29,38,922	2,54,14,425
Rope . . . Lbs.	3,186	11,514	1,770	2,243	1,282	2,370	19,930	2,150	1,045	2,077
Thread, sewing . . . "	243,911	95,986	98,046	75,697	74,343	5,77,600	2,14,810	1,94,833	1,59,524	1,38,909
Other sorts of manufactures . . . "	171,275	323,879	300,368	187,946	69,541	2,67,326	5,02,050	3,78,505	2,04,800	72,815
Total Cotton manufactures (including twist and yarn) . Value	—	—	—	—	—	5,59,03,950	3,87,34,370	3,96,42,011	3,67,12,310	2,86,67,286
Total Cotton, raw and manufactures . . . "	—	—	—	—	—	5,59,04,020	4,13,21,270	4,55,87,171	4,79,24,702	4,21,95,025
Flax—										
Manufactures—										
Canvas . . . Yards	844	1,534	671	3,029	2,880	3,310	6,050	4,979	4,911	9,788
Piece-goods . . . "	392	1,572	—	5,371	459	1,600	3,660	—	14,888	2,350
Other sorts (including bags and sacks) . Lbs.	10,573	22,218	35,107	9,518	14,166	27,080	64,830	32,729	19,286	20,339
Total Flax manufactures . . . Value	—	—	—	—	—	32,440	74,540	37,708	39,080	32,472
Haberdashery and Millinery . . . "	—	—	—	—	—	7,91,150	6,01,820	10,31,618	8,70,975	7,58,063
Hemp manufactures (excluding cordage) . . . "	—	—	—	—	—	4,450	9,450	4,740	2,735	835
Jute manufactures . . . "	—	—	—	—	—	20,600	11,300	—	3,930	3,000
Silk—										
Raw . . . Lbs.	159,039	100,853	42,463	41,774	48,955	11,88,870	4,91,090	3,20,974	1,72,119	3,17,634
Manufactures—										
Silk yarn, holls and warps . . . "	18,467	16,197	30,829	45,865	6,739	40,620	29,050	4,25,842	69,040	57,975
Goods of silk mixed with other materials . Yards	378,798	161,487	50,403	24,393	34,395	5,70,420	1,70,120	1,11,548	37,970	36,248
Silk piece-goods . . . "	2,031,746	887,439	716,105	296,278	184,658	36,88,830	17,26,320	12,42,211	4,86,250	3,43,337
Thread for sewing . Lbs.	3,836	1,446	1,160	2,080	1,690	19,350	7,480	6,700	11,640	12,980
Other sorts . . . "	9,793	6,284	6,510	13,803	4,387	68,890	45,580	1,06,853	33,402	1,07,333
Total Silk manufactures (including silk yarn) . . . Value	—	—	—	—	—	43,88,110	19,81,550	18,92,640	6,88,208	5,57,873
Total Silk, raw and manufactures . . . "	—	—	—	—	—	55,76,980	24,72,640	22,13,623	8,10,327	8,75,507
Wool—										
Raw . . . Lbs.	15,984,400	8,984,049	14,876,315	13,684,857	11,034,041	1,53,57,010	76,70,090	95,89,538	89,14,269	74,83,272
Manufactures—										
Piece-goods . . . Yards	405,974	268,784	201,300	228,257	152,582	20,97,640	11,84,080	9,99,059	9,40,133	3,78,470
Shawls . . . Number	2,378	6,779	6,784	6,419	9,021	28,510	36,090	40,571	38,723	33,986
Other sorts . . . Lbs.	470,682	459,949	804,192	1,375,196	1,912,272	11,01,600	21,86,370	39,96,905	66,98,351	90,58,340
Total Woollen manufactures . . . Value	—	—	—	—	—	32,25,810	34,06,490	50,36,435	76,77,207	94,70,796
Total Wool and woollens . . . "	—	—	—	—	—	1,85,82,820	1,10,76,580	1,46,25,973	1,65,91,476	1,69,54,068
Other Textiles—										
Raw . . . Cwts.	—	—	—	441	—	—	—	—	7,050	—
Manufactured . . . Value	—	—	—	—	—	3,57,240	2,95,990	2,69,741	1,56,483	1,99,463
Total Textiles Raw materials . . . "	—	—	—	—	—	1,65,45,950	1,07,48,080	1,58,55,072	2,03,05,920	2,13,28,645
Total Yarns and Textile Fabrics . . . "	—	—	—	—	—	6,47,23,750	4,51,15,500	4,79,14,911	4,61,00,928	3,96,90,633
Total Textiles, raw and manufactures . . . "	—	—	—	—	—	8,12,69,700	5,58,63,580	6,37,70,583	6,64,12,848	6,10,19,338

ABSTRACT TABLES
RE-EXPORTS

(74)

No. 12—concluded.

TOTAL EXPORTS of ARTICLES of BRITISH and FOREIGN MERCHANDISE—concluded.

ARTICLES	QUANTITY					VALUE				
	1919-20	1920-21	1921-22	1922-23	1923-24	1919-20	1920-21	1921-22	1922-23	1923-24
						₹	₹	₹	₹	₹
Tobacco—										
Unmanufactured . Lbs.	313,483	634,672	519,055	119,845	201,085	3,50,360	5,02,310	4,73,903	1,18,648	2,13,190
Manufactured	323,903	298,572	123,401	123,644	77,523	13,48,700	11,01,690	4,79,466	6,07,223	1,93,322
Total Tobacco	637,386	933,244	642,456	243,489	278,608	17,09,060	16,04,000	9,53,369	7,25,871	4,06,512
Toys and requisites for games and sports, including fishing tackle (other than firearms) . Value	—	—	—	—	—	2,58,690	2,35,920	2,33,589	1,83,380	2,37,182
Umbrellas, including parasols and sun-shades . Number	41,068	14,757	24,026	42,033	25,187	1,20,220	55,540	81,826	95,498	54,173
Vehicles excluding locomotives, etc., for Railways—										
Carriages and Carts (excluding Railway carriages), and parts thereof . Value	—	—	—	—	—	15,93,240	18,72,680	22,08,648	14,09,370	6,96,701
Ships, parts of (including Launches and Boats)	—	—	—	—	—	2,99,880	21,900	81,000	2,302	10,762
Other sorts	—	—	—	—	—	—	—	—	—	11,72,251
Total vehicles	—	—	—	—	—	18,93,120	18,94,580	22,89,648	15,01,672	18,79,714
Wax of all kinds (excluding candles) . Cwts.	63	415	1,700	509	24	5,300	32,840	68,998	34,243	1,757
Wood and Timber—										
Timber, other than railway sleepers—										
Teak . Cubic tons	169	175	30	420	159	48,030	65,600	12,509	1,85,486	44,912
Other timber	506	779	241	923	214	99,100	1,72,380	55,204	1,94,547	48,452
Wood, ornamental . Value	—	—	—	—	—	6,160	4,460	8,745	4,580	19,710
Manufactures of wood, other than furniture and cabinet-ware	—	—	—	—	—	3,84,130	11,00,950	11,08,064	8,52,407	7,79,888
Total Wood and Timber	—	—	—	—	—	4,37,480	13,43,390	11,79,522	12,37,020	8,92,962
Postal Articles	—	—	—	—	—	61,40,040	57,92,510	39,19,113	36,14,309	31,13,460
All other articles of merchandise—										
Unmanufactured	—	—	—	—	—	83,410	4,79,290	20,574	63,293	2,72,143
Manufactured	—	—	—	—	—	11,62,300	8,89,780	9,71,319	6,67,758	5,64,461
GRAND TOTAL (exclusive of Government Stores)	—	—	—	—	—	17,77,80,120	18,15,74,430	14,06,94,125	15,16,33,276	13,07,47,631
GRAND TOTAL of Re-exports of Government Stores	—	—	—	—	—	2,68,79,370	4,29,08,570	92,14,170	55,62,838	18,85,920

GENERAL IMPORTS

IN EACH OFFICIAL YEAR FROM 1919-20 TO 1923-24

Note.—The summary classes and their sub-divisions are shown in brackets against articles. For summaries, see pages 3-8.

ARTICLES, AND COUNTRIES OF CONSIGNMENT; ALSO SHARE OF EACH PROVINCE	QUANTITY					VALUE				
	1919-20	1920-21	1921-22	1922-23	1923-24	1919-20	1920-21	1921-22	1922-23	1923-24
Animals, living—										
Horses* (IV. A)—	No.	No.	No.	No.	No.	R	R	R	R	R
United Kingdom	410	404	697	191	185	9,97,030	18,00,230	12,06,945	10,20,950	8,25,061
Aden and Dependencies	2	5,000
Mesopotamia†	—	—	278	953	1,186	—	—	71,300	3,52,800	3,38,300
Bahrein Islands	4	5	6	12	1	1,100	1,700	1,800	3,500	300
Ceylon	10	22	35	38	30	9,000	14,200	30,465	70,025	30,515
Straits Settlements (including Labuan)	39	81	82	61	18	30,850	54,450	22,750	26,010	10,418
Egypt ‡	37	..	—	32,800	..	—
Natal	17	..	12	1	..	5,100	..	8,600	300
Kenya colony	4	2,000
Mauritius and Dependencies	1	1	2	2,000	500	1,600
Western Australia	855	238	..	1,77,500	1,16,500	..
South Australia (including Northern Territory)	26	44	42,500	44,000
Victoria	205	2,306	196	460	236	88,000	12,96,570	1,59,000	2,37,900	1,18,000
Tasmania	1	500
New South Wales	254	478	240	120	..	1,69,500	2,98,900	1,20,000	60,000
Queensland	107	622	250	886	658	89,400	3,58,400	1,57,800	4,41,800	3,29,000
Australian Commonwealth (Total)	657	3,272	934	1,845	1,059	3,54,900	18,21,770	6,16,700	9,68,700	5,51,500
Other British Possessions	30	1	30,000	300
TOTAL BRITISH EMPIRE	1,161	3,808	1,911	3,102	2,486	14,25,480	37,01,250	19,83,360	24,44,585	17,69,904
Belgium	3	4,500
France	5	..	5	2,500	..	1,000
Turkey, Asiatic & Persian Gulf	348	177	1,07,300	74,100
Maskat Territory and Trucial Oman	2	4	2	5	2	800	2,000	800	3,000	800
Other Native States in Arabia	12	7	37	15	..	3,600	2,500	11,100	4,500	..
Persia	7	3	1	4	3	1,100	1,500	300	1,500	900
China (exclusive of Hongkong and Macao)	1	500
Egypt ‡	14	21,000
TOTAL FOREIGN COUNTRIES	869	192	45	24	27	1,12,800	80,600	14,700	9,000	28,200
Share of Bengal	368	350	480	205	384	5,39,000	3,98,150	4,29,912	4,08,735	3,89,500
.. Bombay	1,067	2,182	1,329	2,480	2,039	3,33,380	24,04,420	14,17,925	17,56,275	13,14,155
.. Sind	13	3	14	21	..	5,800	1,900	6,500	6,600	..
.. Madras	33	1,384	72	373	37	46,340	9,01,320	50,115	2,72,226	38,528
.. Burma	50	66	61	47	53	58,200	76,060	63,608	9,700	56,011
TOTAL	1,530	3,995	1,956	3,126	2,513	16,38,280	37,81,850	19,98,060	24,53,585	17,98,104
Other kinds* (IV. B)—	No.	No.	No.	No.	No.					
United Kingdom	529	680	884	684	1,226	23,190	44,900	38,375	81,254	1,10,301
Mesopotamia†	—	—	24	6	35	—	—	995	3,000	700
Bahrein Islands	7	14	2	2	..	900	1,070	200	350	..
Ceylon	554	397	931	74	238	18,660	33,850	35,145	5,150	17,228
Straits Settlements (including Labuan)	58	15	11	31	249	1,250	35,500	2,300	3,970	4,809
Egypt ‡	187	..	2	9	—	29,600	..	50	1,800	—
Natal	35	11	..	13	131	1,620	3,050	..	1,100	14,701
Kenya Colony	5	9	90	..	4	1,600	2,380	1,944	..	1,600
Western Australia	1	..	2	200	..	250
South Australia (including Northern Territory)	2	500	..
Victoria	73	64	17	11	17	6,540	8,900	1,630	1,400	2,240
New South Wales	3	2	3	23	22	450	750	600	1,700	970
Queensland	1	1	41	3	..	200	50	2,420	240
Australian Commonwealth (Total)	77	67	33	82	42	7,190	9,850	2,530	6,020	3,430
Other British Possessions	2	5	..	1	2	50	250	..	50	200
TOTAL BRITISH EMPIRE	1,454	1,198	1,967	902	1,927	84,060	1,30,850	1,31,539	1,02,754	1,58,989

* Free of duty.
† Included in Turkey, Asiatic prior to 1921-22.
‡ Shown as a Foreign Country from 1923-24.

ARTICLES, AND COUNTRIES OF CONSIGNMENT, ALSO SHARE OF EACH PROVINCE	QUANTITY					VALUE				
	1910-20	1920-21	1921-22	1922-23	1923-24	1910-20	1920-21	1921-22	1922-23	1923-24
	No.	No.	No.	No.	No.	R	R	R	R	R
Animals, living—continued										
<i>Other kinds* (IV. B)—continued</i>										
Germany	6	416	443	3,500	12,635	11,373
Italy	6	1,360	..
Turkey, Asiatic	—	—	4	—	—	4,000
Persian Gulf	483	..	—	—	—	2,440	..	—	—	—
Egypt †	—	—	—	—	—	—	—	80
United States of America—Via Atlantic Coast	66	43	11	20	..	1,760	3,120	11,750	16,360
Other Foreign Countries	12	43	3	29	123	260	410	950	559	1,997
TOTAL FOREIGN COUNTRIES	500	129	56	462	594	2,700	2,190	11,570	26,294	29,810
<i>Share of Bengal</i>	<i>183</i>	<i>382</i>	<i>366</i>	<i>625</i>	<i>1,147</i>	<i>6,860</i>	<i>19,120</i>	<i>21,113</i>	<i>31,958</i>	<i>48,459</i>
“ Bombay	823	349	451	419	305	48,010	22,210	50,744	57,038	91,505
“ Sind	69	22	8	40	24	600	1,040	1,530	3,314	1,040
“ Madras	590	452	1,016	275	247	21,160	63,750	58,845	23,938	25,968
“ Burma	299	122	193	105	298	10,130	36,920	10,877	12,800	21,427
TOTAL	1,954	1,327	2,023	1,364	2,521	86,780	1,33,040	1,43,109	1,29,048	1,88,799
Total Animals, living—	No.	No.	No.	No.	No.					
BRITISH EMPIRE	2,615	5,001	3,878	4,004	4,435	16,09,540	38,32,100	21,14,899	25,47,339	19,50,063
FOREIGN COUNTRIES	869	321	101	486	599	1,15,500	82,790	26,270	35,294	36,930
TOTAL	3,484	5,322	3,979	4,490	5,034	16,25,040	39,14,890	21,41,169	25,82,633	19,86,993
Apparel (excluding hosiery and boots and shoes)—										
<i>Apparel (including drapery, uniforms, accoutrements) (III. A)—</i>										
United Kingdom	—	—	—	—	—	60,71,430	1,22,21,660	35,88,196	34,87,205	39,31,518
Aden and Dependencies	—	—	—	—	—	3,940	11,140	268	985	1,010
Mesopotamia ‡	—	—	—	—	—	—	—	9,850	20,232	21,351
Bahrain Islands	—	—	—	—	—	..	100	1,620	50	30
Ceylon	—	—	—	—	—	2,56,360	3,64,490	2,92,764	72,161	46,910
Straits Settlements (including Labuan)	—	—	—	—	—	1,55,230	1,46,900	78,204	74,860	84,032
Federated Malay States	—	—	—	—	—	350	1,300	7,179	92	93
Hongkong	—	—	—	—	—	4,74,090	4,03,140	2,33,147	1,84,783	84,752
Egypt †	—	—	—	—	—	1,860	8,450	4,393	690	—
Natal	—	—	—	—	—	2,050	1,900	1,857	613	961
Zanzibar and Pemba	—	—	—	—	—	6,700	750
Kenya Colony	—	—	—	—	—	1,370	6,730	2,873	2,336	575
Anglo-Egyptian Sudan	—	—	—	—	—	—	—	—	1,400	..
Western Australia	—	—	—	—	—	360	..	25	172	168
South Australia (including Northern Territory)	—	—	—	—	—	130	460	245	100	449
Victoria	—	—	—	—	—	960	7,630	3,225	1,492	1,357
New South Wales	—	—	—	—	—	1,960	1,850	934	3,527	1,232
Queensland	—	—	—	—	—	125	595	..
Australian Commonwealth (Total)	—	—	—	—	—	3,410	9,940	4,554	5,886	3,206
Other British Possessions	—	—	—	—	—	1,250	1,540	1,170	1,372	30
TOTAL BRITISH EMPIRE	—	—	—	—	—	60,77,950	1,31,78,060	42,26,076	38,62,605	41,75,368
Sweden	—	—	—	—	—	1,980	9,700	2,241	610	460
Norway	—	—	—	—	—	50	50	1,776	85	600
Germany	—	—	—	—	—	..	1,68,500	71,504	1,63,191	6,68,827
Netherlands	—	—	—	—	—	—	—	—	—	1,547
Belgium	—	—	—	—	—	12,750	12,750	1,112	1,531	1,753
France	—	—	—	—	—	10,210	5,280	5,999	6,575	83,183
Switzerland	—	—	—	—	—	30,470	2,52,860	44,055	44,854	23,351
TOTAL	—	—	—	—	—	23,410	1,36,280	6,823	24,760	23,351

* Free of duty.
 † Included in Turkey, Asiatic prior to 1921-22.
 ‡ Shown as Foreign Country from 1923-24.

No. 13—continued

ARTICLES, AND COUNTRIES OF CONSIGNMENT; ALSO SHARE OF EACH PROVINCE	QUANTITY					VALUE				
	1919-20	1920-21	1921-22	1922-23	1923-24	1919-20	1920-21	1921-22	1922-23	1923-24
Apparel (excluding hosiery and boots and shoes) —continued						R	R	R	R	R
<i>Apparel (including drapery, uniforms, accoutrements) (III. A)— continued</i>										
Italy	—	—	—	—	—	25,940	2,51,240	2,03,885	21,914	1,13,842
Austria	—	—	—	—	—	610	1,10,530	1,855	14,168	1,01,560
Hungary	—	—	—	—	—	—	—	—	—	—
Czechoslovakia	—	—	—	—	—	—	—	—	363	33,887
Turkey, Asiatic	—	—	—	—	—	—	—	—	200	—
Red Sea	—	—	—	—	—	180	400	—	—	—
Persian Gulf	—	—	—	—	—	5,180	10,770	—	—	—
Persia	—	—	—	—	—	1,720	1,840	1,102	1,106	861
Java	—	—	—	—	—	—	—	1,850	205	60
Siam	—	—	—	—	—	90	880	1,408	2,067	237
Philippine Islands and Guam	—	—	—	—	—	2,450	—	—	—	162
China (exclusive of Hongkong and Macao)	—	—	—	—	—	3,11,620	3,82,230	3,60,443	2,98,886	2,18,801
Japan	—	—	—	—	—	42,22,250	26,52,580	9,16,674	9,42,356	5,83,137
Egypt †	—	—	—	—	—	—	—	—	—	4,394
Portuguese East Africa	—	—	—	—	—	2,110	2,59,740	2,186	—	325
German East Africa †	—	—	—	—	—	210	1,380	—	—	—
United States of America—										
Via Atlantic Coast	—	—	—	—	—	3,01,330	7,60,140	1,07,173	61,777	1,49,402
" Pacific "	—	—	—	—	—	12,190	50,330	12,195	2,857	4,638
Other Foreign Countries	—	—	—	—	—	40	1,980	1,045	503	2,304
TOTAL FOREIGN COUNTRIES	—	—	—	—	—	49,70,040	50,88,860	17,45,326	15,81,901	20,53,351
Share of Bengal	—	—	—	—	—	11,63,270	26,91,570	6,15,379	6,33,467	7,09,464
" Bombay	—	—	—	—	—	36,43,860	1,03,16,520	39,45,917	31,35,960	36,45,869
" Sind	—	—	—	—	—	2,11,850	10,55,780	1,88,966	1,87,894	3,82,140
" Madras	—	—	—	—	—	5,38,320	9,98,940	4,55,015	2,69,488	2,58,604
" Burma	—	—	—	—	—	13,90,700	31,84,110	7,67,528	12,67,769	12,32,642
TOTAL	—	—	—	—	—	1,19,47,990(a)	1,82,46,920(a)	59,71,402(a)	54,31,566(a)	62,28,719(a)
Gold and silver threads* (III. A)—										
United Kingdom	—	—	—	—	—	10,940	1,33,670	10,015	67,015	26,820
Ceylon	—	—	—	—	—	58,270	25,240	235	8,28,367	12,07,804
Straits Settlements (including Labuan)	—	—	—	—	—	10	5,350	198	488	898
Hongkong	—	—	—	—	—	3,690	5,150	1,071	3,589	—
Other British Possessions	—	—	—	—	—	—	1,540	—	—	3
TOTAL BRITISH EMPIRE	—	—	—	—	—	72,910	1,70,950	11,519	8,89,449	12,33,585
Germany	—	—	—	—	—	—	4,79,500	6,20,140	4,35,020	6,34,372
Netherlands	—	—	—	—	—	—	2,420	665	20	—
France	—	—	—	—	—	16,01,710	65,63,040	16,25,302	10,71,995	8,83,903
Switzerland	—	—	—	—	—	—	4,370	—	4,770	—
Italy	—	—	—	—	—	1,070	10,370	—	38,773	12,506
Austria	—	—	—	—	—	—	—	2,784	8,758	15,162
Hungary	—	—	—	—	—	—	6,880	—	—	—
Czechoslovakia	—	—	—	—	—	—	—	6,800	—	—
Turkey, Asiatic	—	—	—	—	—	—	—	—	—	—
Persian Gulf	—	—	—	—	—	2,540	—	—	—	—
Maskat Territory and Trucial Oman	—	—	—	—	—	150	10,940	—	—	154
China (exclusive of Hong- kong and Macao).	—	—	—	—	—	12,780	5,320	—	—	221
Japan	—	—	—	—	—	5,110	—	—	—	—
Other Foreign Countries	—	—	—	—	—	60	—	150	—	499
TOTAL FOREIGN COUNTRIES	—	—	—	—	—	16,23,420	70,82,840	22,64,341	15,59,336	15,46,821
Share of Bengal	—	—	—	—	—	26,160	3,33,010	1,36,640	66,071	1,22,379
" Bombay	—	—	—	—	—	12,63,780	29,45,800	13,67,957	10,37,532	10,22,971
" Sind	—	—	—	—	—	6,800	3,20,320	3,51,484	1,10,974	1,46,138
" Madras	—	—	—	—	—	3,96,870	36,47,330	4,12,133	12,33,611	14,70,833
" Burma	—	—	—	—	—	3,720	7,030	8,645	10,597	18,535
TOTAL	—	—	—	—	—	16,96,330	72,53,790	22,75,860	24,48,765	27,80,406

* Inclusive of imports by postal packets referred to Collectors of Customs for assessment with effect from April, 1922.

† Shown as "Tanganyika Territory" under the British Empire from 1921-22.

(a) Duty was collected on Rs. 18,51,310 in 1919-20, on Rs. 31,53,090 in 1920-21, on Rs. 59,54,349 in 1921-22, on Rs. 72,356 in 1922-23 and on Rs. 1,70,593 in 1923-24.

‡ Shown as a Foreign Country from 1923-24.

ARTICLES, AND COUNTRIES OF CONSIGNMENT; ALSO SHARE OF EACH PROVINCE	QUANTITY					VALUE				
	1919-20	1920-21	1921-22	1922-23	1923-24	1919-20	1920-21	1921-22	1922-23	1923-24
Apparel (excluding hosiery and boots and shoes) —continued						R	R	R	R	R
Hats, caps, bonnets, and hatter's ware (III. A)—										
United Kingdom	—	—	—	—	—	7,27,330	22,55,500	9,56,347	7,73,260	9,72,778
Ceylon	—	—	—	—	—	1,860	3,350	5,419	8,359	1,160
Straits Settlements (including Labuan)	—	—	—	—	—	47,590	24,460	10,541	7,423	5,734
Hongkong	—	—	—	—	—	18,740	27,920	20,840	24,576	17,786
Egypt†	—	—	—	—	—	..	1,050	650	3,811	—
Zanzibar and Pemba	—	—	—	—	—	21,600
Seychelles	—	—	—	—	—	1,011	..	9
Victoria	—	—	—	—	—	1,840	10
Australian Commonwealth (Total)	—	—	—	—	—	1,840	10
Other British Possessions	—	—	—	—	—	..	10	929	191	30
TOTAL BRITISH EMPIRE	—	—	—	—	—	8,14,050	23,12,300	9,95,737	8,12,120	9,97,527
Germany	—	—	—	—	—	..	45,070	25,628	17,871	1,75,233
Netherlands	—	—	—	—	—	..	3,980	2,190	487	21
Belgium	—	—	—	—	—	..	420	831	26,732	2,283
France	—	—	—	—	—	1,330	7,740	17,954	7,753	9,240
Switzerland	—	—	—	—	—	..	35,640	3,421	853	5,127
Italy	—	—	—	—	—	2,26,360	11,34,080	2,25,733	2,41,882	6,89,385
Austria	—	—	—	—	—	..	2,81,040	25,398	6,712	72,332
Hungary	—	—	—	—	—
Czechoslovakia	—	—	—	—	—	6,631	11,968
Turkey, European	—	—	—	—	—	1,715
Philippine Islands and Guam	—	—	—	—	—	300	4,900	..	1,237	2,905
China (exclusive of Hongkong and Macao)	—	—	—	—	—	320	..	732	266	5,776
Japan	—	—	—	—	—	1,95,700	4,32,740	1,46,891	2,77,494	1,86,815
Egypt†	—	—	—	—	—	3,078
United States of America—										
<i>Vid Atlantic Coast</i>	—	—	—	—	—	5,110	20,360	2,579	3,059	4,775
<i>„ Pacific „</i>	—	—	—	—	—	140	4,990	2,012	37	..
Other Foreign Countries	—	—	—	—	—	250	70	136	54	170
TOTAL FOREIGN COUNTRIES	—	—	—	—	—	4,29,510	19,71,480	4,53,005	5,91,068	11,70,922
Share of Bengal	—	—	—	—	—	2,22,100	6,71,400	2,51,093	1,70,777	3,10,605
<i>„ Bombay</i>	—	—	—	—	—	6,36,290	22,92,110	4,99,426	1,94,477	9,70,665
<i>„ Sind</i>	—	—	—	—	—	1,12,840	2,89,400	96,710	76,432	1,68,331
<i>„ Madras</i>	—	—	—	—	—	33,800	2,21,940	30,522	1,01,923	33,653
<i>„ Burma</i>	—	—	—	—	—	2,22,530	9,11,370	6,20,991	8,59,579	6,35,140
TOTAL	—	—	—	—	—	12,43,560	42,83,780(a)	14,48,742(a)	14,03,188(a)	21,68,449(a)
Lametta (III. A)—	Lbs.	Lbs.	Lbs.	Lbs.	Lbs.					
United Kingdom	703	4,128	2,599	4,382	3,908	1,980	22,350	9,961	11,970	10,981
Ceylon	549	2,358	..	10	5,359	1,810	11,290	..	10	12,688
Straits Settlements (including Labuan)	5	10
Hongkong	549	200	..	2,200	200
Egypt†	168	1,160
TOTAL BRITISH EMPIRE	1,252	7,035	2,767	4,392	9,472	3,790	35,640	11,121	11,980	23,870
Germany	58,928	62,234	80,297	205,836	..	2,30,720	2,15,054	2,01,792	4,00,000
Netherlands	1,000	2,540
France	79,387	179,753	136,097	111,842	219,375	2,92,390	9,14,820	4,99,460	3,80,709	6,83,165
Italy	405	7,490	2,945	1,270	18,343	7,306
Austria	27,377	34,457	92,079	90,336
Hungary	569	1,715	..
Other Foreign Countries	100	800
TOTAL FOREIGN COUNTRIES	79,792	238,776	198,331	223,045	463,613	2,93,660	11,46,340	7,14,514	6,74,643	12,88,347
Share of Bengal	3,062	33,400	19,408	24,139	36,441	36,930	1,76,300	60,508	66,078	1,01,934
<i>„ Bombay</i>	61,300	113,932	133,369	143,217	327,531	2,06,370	4,77,620	4,81,980	3,98,313	8,65,360
<i>„ Sind</i>	..	3,409	3,074	3,544	6,923	..	12,030	17,330	9,365	19,088
<i>„ Madras</i>	11,682	94,521	33,150	61,437	101,037	55,130	5,14,090	1,65,207	2,11,332	3,29,617
<i>„ Burma</i>	..	549	100	100	1,154	..	2,190	550	485	5,227
TOTAL	81,044	245,811	201,093	232,437	473,085	2,97,450	11,82,180	7,25,635	6,86,623	13,12,223

(a) Duty was collected on Rs.2,69,680 in 1920-21, on Rs.14,23,044 in 1921-22, on Rs.13,01,721 in 1922-23, and on Rs.21,63,163 in 1923-24.
 † Shown as a Foreign Country from 1923-24.

No. 13—continued

ARTICLES, AND COUNTRIES OF CONSIGNMENT; ALSO SHARE OF EACH PROVINCE	QUANTITY					VALUE				
	1919-20	1920-21	1921-22	1922-23	1923-24	1919-20	1920-21	1921-22	1922-23	1923-24
Apparel (excluding hosiery and boots and shoes) —continued						H	R	R	R	R
Second-hand clothing (III. A)—										
United Kingdom	—	—	—	—	—	5,12,870	12,64,820	4,52,442	4,59,890	9,50,041
Mesopotamia*	R	—	—	—	—	—	—	11,880	867	262
Ceylon	—	—	—	—	—	18,030	920	1,727	315	102
Hongkong	—	—	—	—	—	1,080	180
Natal	—	—	—	—	—	..	230	6,507	..	841
Zanzibar and Pemba	—	—	—	—	—	..	2,100
Other British Possessions	—	—	—	—	—	3,000	1,730	1,920	2,462	1,557
TOTAL BRITISH EMPIRE	—	—	—	—	—	5,33,900	12,69,800	4,74,476	4,64,614	9,62,043
Germany	—	—	—	—	—	..	120	160	2,125	1,020
France	—	—	—	—	—	1,720	3,580	840	276	11,072
Italy	—	—	—	—	—	..	100	940	..	1,080
China (exclusive of Hongkong and Macao)	—	—	—	—	—	..	200	..	1,115	425
Japan	—	—	—	—	—	1,130	840	1,135	280	175
United States of America—										
<i>Via Atlantic Coast</i>	—	—	—	—	—	51,510	2,02,490	1,02,187	2,76,034	4,79,288
<i>" Pacific " " "</i>	—	—	—	—	—	850	650	4,049	1,997	..
Other Foreign Countries	—	—	—	—	—	720	2,190	935	264	1,423
TOTAL FOREIGN COUNTRIES	—	—	—	—	—	55,930	2,10,170	1,10,236	2,82,071	4,96,233
Share of Bengal	—	—	—	—	—	2,06,120	4,44,180	1,30,908	1,38,585	3,12,102
<i>" Bombay</i>	—	—	—	—	—	62,050	1,05,390	20,797	62,161	2,33,261
<i>" Sind</i>	—	—	—	—	—	2,93,950	8,59,890	3,80,113	5,03,346	3,38,049
<i>" Madras</i>	—	—	—	—	—	1,520	6,200	1,148	437	60
<i>" Burma</i>	—	—	—	—	—	36,130	63,810	45,746	22,156	25,744
TOTAL	—	—	—	—	—	5,89,830(a)	14,79,970	5,84,712(a)	7,46,685(a)	14,59,226
Water-proofed clothing (III. A)—										
United Kingdom	—	—	—	—	—	87,760	1,61,280	2,38,289	1,88,858	1,02,882
Mesopotamia*	—	—	—	—	—	1,850	..
Straits Settlements (including Labuan)	—	—	—	—	—	..	1,090	2,957	..	240
Other British Possessions	—	—	—	—	—	480	..	1,148	5	51
TOTAL BRITISH EMPIRE	—	—	—	—	—	88,240	1,62,370	2,42,389	1,90,208	1,03,173
Germany	—	—	—	—	—	13,341	..	8,502
Netherlands	—	—	—	—	—	..	8,000
Switzerland	—	—	—	—	—	3,765
Italy	—	—	—	—	—	1,470	..
Turkey, Asiatic	—	—	—	—	—
<i>Persian Gulf</i>	—	—	—	—	—	..	8,170
Japan	—	—	—	—	—	680	..	290	1,772	..
United States of America—										
<i>Via Atlantic Coast</i>	—	—	—	—	—	18,520	6,310
<i>" Pacific " " "</i>	—	—	—	—	—	10	369
Other Foreign Countries	—	—	—	—	—
TOTAL FOREIGN COUNTRIES	—	—	—	—	—	19,110	19,460	13,631	3,242	12,687
Share of Bengal	—	—	—	—	—	21,760	43,220	8,092	11,301	22,365
<i>" Bombay</i>	—	—	—	—	—	61,750	70,150	1,33,632	65,595	56,094
<i>" Sind</i>	—	—	—	—	—	1,920	13,020	8,423	5,082	657
<i>" Madras</i>	—	—	—	—	—	3,790	5,250	888	2,430	1,221
<i>" Burma</i>	—	—	—	—	—	23,130	50,140	1,04,985	1,09,072	94,623
TOTAL	—	—	—	—	—	1,07,850	1,81,850	2,56,020	1,92,460	1,76,860
Total value of Apparel—										
United Kingdom	—	—	—	—	—	74,12,310	1,60,59,300	52,55,250	49,77,693	60,63,920
Aden and Dependencies	—	—	—	—	—	4,140	11,910	413	1,435	1,115
Mesopotamia*	—	—	—	—	—	22,646	23,140	21,621
Bahrain Islands	—	—	—	—	—	..	100	1,620	50	80
Ceylon	—	—	—	—	—	3,38,750	4,05,200	3,00,793	9,04,207	12,68,365
Straits Settlements (including Labuan)	—	—	—	—	—	2,04,090	1,70,480	92,585	83,086	91,564
Federated Malay States	—	—	—	—	—	520	2,130	7,188	92	93
Hongkong	—	—	—	—	—	4,91,970	4,89,110	2,85,683	2,14,028	1,02,018

(a) Duty was collected on Rs. 83,630 in 1919-20, on Rs. 74,532 in 1921-22 and on Rs. 74,485 in 1922-23;

* Included in Turkey, Asiatic, prior to 1921-22.

ARTICLES, AND COUNTRIES OF CONSIGNMENT; ALSO SHARE OF EACH PROVINCE	QUANTITY					VALUE				
	1919-20	1920-21	1921-22	1922-23	1923-24	1919-20	1920-21	1921-22	1922-23	1923-24
Apparel (excluding hosiery and boots and shoes)— continued						R	R	R	R	R
Egypti	—	—	—	—	—	2,010	9,600	7,038	4,501	—
Natal	—	—	—	—	—	2,050	2,180	8,364	618	1,813
Zanzibar and Pemba	—	—	—	—	—	28,390	2,850
Kenya Colony	—	—	—	—	—	1,480	6,780	2,878	2,336	1,009
Anglo-Egyptian Sudan	—	—	—	—	—	—	—	—	1,400	30
Seychelles	—	—	—	—	—	1,292	..	9
Western Australia	—	—	—	—	—	360	..	186	272	168
South Australia (Including Northern Territory)	—	—	—	—	—	180	540	245	100	449
Victoria	—	—	—	—	—	2,950	7,760	3,225	1,767	1,479
New South Wales	—	—	—	—	—	2,470	1,870	984	4,379	1,232
Queensland	—	—	—	—	—	125	505	..
Australia: Commonwealth (Total)	—	—	—	—	—	5,910	10,170	4,864	7,113	3,328
Other British Possessions	—	—	—	—	—	1,220	1,620	905	1,892	630
TOTAL BRITISH EMPIRE	—	—	—	—	—	84,90,840	1,71,29,320	59,61,313	62,21,036	75,56,475
Sweden	—	—	—	—	—	1,980	9,780	2,391	630	476
Norway	—	—	—	—	—	550	600	1,776	85	600
Germany	—	—	—	—	—	..	9,23,910	9,54,817	8,20,002	19,84,914
Netherlands	—	—	—	—	—	12,050	22,150	4,167	2,088	4,181
Belgium	—	—	—	—	—	10,210	6,970	10,180	33,358	4,001
France	—	—	—	—	—	19,27,620	77,42,040	21,97,611	14,85,387	16,71,468
Spain	—	—	—	—	—	..	100	750	178	1,025
Switzerland	—	—	—	—	—	23,410	1,76,570	10,244	30,383	32,243
Italy	—	—	—	—	—	2,54,040	13,95,740	4,30,558	3,22,387	8,24,118
Austria	—	—	—	—	—	610	3,98,580	29,567	1,21,717	3,48,390
Hungary	—	—	—	—	—	1,715	..
Czechoslovakia	—	—	—	—	—	6,300	6,904	45,855
Turkey, European	—	—	—	—	—	32,020	1,725
Turkey, Asiatic	—	—	—	—	—
Red Sea	—	—	—	—	—	180	400	—	—	—
Persian Gulf	—	—	—	—	—	7,720	19,080	—	—	—
Mascat Territory and Trucial Oman	—	—	—	—	—	190	11,470	210	..	154
Persia	—	—	—	—	—	2,080	1,740	1,177	1,171	1,008
Java	—	—	—	—	—	..	470	1,400	305	534
Slam	—	—	—	—	—	90	1,040	1,624	2,096	300
Philippine Islands and Guam	—	—	—	—	—	8,760	4,900	..	1,237	3,177
China (exclusive of Hong-kong and Macao)	—	—	—	—	—	3,24,720	3,87,750	3,61,175	2,94,767	2,25,583
Egypt †	—	—	—	—	—	44,24,770	30,86,960	10,64,490	12,21,882	7,70,127
Portuguese East Africa	—	—	—	—	—	—	—	—	—	7,472
German East Africa †	—	—	—	—	—	2,170	2,59,740	2,186	3	350
United States of America— Via Atlantic Coast	—	—	—	—	—	210	1,330	—	—	—
.. Pacific	—	—	—	—	—	8,76,530	9,91,800	2,11,989	8,40,870	6,38,839
Other Foreign Countries	—	—	—	—	—	18,180	55,970	18,256	4,391	4,743
TOTAL FOREIGN COUNTRIES	—	—	—	—	—	10	1,100	235	145	1,524
Share of Bengal	—	—	—	—	—	78,91,670	1,54,99,170	58,01,058	46,92,261	65,68,411
.. Bombay	—	—	—	—	—	16,74,360	42,59,650	12,01,620	9,76,269	15,80,339
.. Sind	—	—	—	—	—	1,07,54,090	1,62,13,390	64,55,709	49,64,538	63,44,130
.. Madras	—	—	—	—	—	6,27,360	25,42,050	10,41,075	8,93,003	15,53,503
.. Burma	—	—	—	—	—	10,79,430	53,93,750	11,15,513	18,19,769	21,34,993
TOTAL	—	—	—	—	—	17,47,370	42,19,150	14,48,454	22,59,658	29,11,921
Mrs. Ammunition, and Military stores—	—	—	—	—	—	1,58,82,510	3,26,28,490	1,12,62,371	1,09,13,207	1,41,24,886
Cartridge cases— Filled (III. B)—	No.	No.	No.	No.	No.					
United Kingdom	7,077,319	10,608,782	8,647,076	10,116,488	10,467,721	5,54,560	12,06,170	10,20,667	10,57,428	9,99,830
Mesopotamia*	—	—	12,184	3,451	19,100	—	—	2,124	781	2,211
Ceylon	16,588	11,840	7,378	5,276	8,085	1,270	1,650	1,277	800	1,735
Other British Possessions	11,438	11,972	10,670	6,220	4,076	1,130	1,640	1,811	857	1,016
TOTAL BRITISH EMPIRE	7,105,840	10,632,594	8,677,303	10,131,435	10,498,982	5,58,960	12,09,460	10,25,879	10,59,866	10,04,792

* Included in Turkey, Asiatic, prior to 1921-22.
 † Shown as "Tanganika Territory" under the British Empire from 1921-22.
 ‡ Shown as a Foreign Country from 1923-24.

No. 13—continued

ARTICLES, AND COUNTRIES OF CONSIGNMENT; ALSO SHARE OF EACH PROVINCE	QUANTITY					VALUE				
	1919-20	1920-21	1921-22	1922-23	1923-24	1919-20	1920-21	1921-22	1922-23	1923-24
Arms, Ammunition, and Military stores—continued						R	R	R	R	R
<i>Cartridge cases—continued</i>	No.	No.	No.	No.	No.					
Filled (III. B)—continued										
Germany	28,575	39,360	287,800	917,439	..	6,840	6,310	24,845	84,208
Belgium	1,500	..	169,050	294,396	..	300	..	11,718	18,240
France	46	21,145	..	1,043	..	10	4,016	..	134
Turkey, Asiatic	—	—	..	14	..	—	—	..	110	..
Persian Gulf	1,308	6,299	—	—	—	190	1,050	—	—	—
United States of America—										
<i>Vid Atlantic Coast</i>	6,891,669	2,016,831	1,520,892	1,713,041	2,909,641	6,25,980	1,33,970	1,26,270	1,17,123	1,94,197
" Pacific "	912	649	25	..	400	180	150	5	..	95
Other Foreign Countries	854	2,741	2,673	6,047	11,701	80	380	234	721	1,613
TOTAL FOREIGN COUNTRIES	6,894,143	2,056,641	1,584,096	2,176,612	4,134,680	6,26,430	1,42,760	1,30,835	1,54,517	2,98,547
<i>Share of Bengal</i>	6,430,047	3,758,321	3,500,265	2,634,973	2,314,576	4,82,020	4,04,430	3,77,467	2,71,260	2,67,858
" Bombay	2,198,169	3,570,923	1,944,710	3,038,294	3,632,186	1,71,650	3,96,560	2,58,532	3,19,333	3,33,829
" Sind	3,172,654	3,351,505	3,039,793	4,246,643	6,119,967	2,48,070	3,44,100	3,39,593	4,07,365	5,28,732
" Madras	839,431	967,852	691,334	831,902	543,622	66,900	97,030	67,661	72,244	43,347
" Burma	1,359,182	1,039,729	1,085,301	1,556,235	1,453,311	1,14,750	1,10,100	1,19,461	1,44,183	1,29,573
TOTAL	13,999,483	12,688,235	10,261,403	12,308,047	14,033,062	10,83,360(a)	13,52,220(a)	11,02,714(a)	12,14,383	13,03,330(a)
Empty (III. B)—	No.	No.	No.	No.	No.					
United Kingdom	1,822,837	2,208,760	1,231,265	1,977,063	1,344,351	59,650	1,19,080	73,927	78,671	59,880
Other British Possessions	100	500	35	10	10	1
TOTAL BRITISH EMPIRE	1,822,937	2,209,260	1,231,300	1,977,063	1,344,351	59,660	1,19,090	73,928	78,671	59,886
Germany	120,700	499,800	4,469	11,630
France	2,000	192,950	76	5,120
United States of America—										
<i>Vid Atlantic Coast</i>	1,518,400	404,550	1,210,825	170,200	455,350	53,160	20,130	69,060	7,862	19,072
" Pacific "	1,000	110
Other Foreign countries	160	60,355	30	20	597
TOTAL FOREIGN COUNTRIES	1,518,560	405,550	1,210,825	292,900	1,198,455	53,190	20,240	69,060	12,433	30,419
<i>Share of Bengal</i>	2,138,709	1,600,760	1,577,950	717,331	1,204,638	72,840	38,010	93,063	39,087	53,258
" Bombay	667,098	681,100	127,100	259,800	415,543	22,470	35,790	7,685	10,981	14,513
" Sind	306,484	80,550	646,598	694,816	866,400	9,550	3,300	36,735	33,182	26,006
" Madras	210,006	192,500	61,425	568,016	14,500	7,220	9,060	3,727	5,048	656
" Burma	25,200	59,900	29,652	40,000	47,725	730	3,170	1,778	2,806	1,872
TOTAL	8,341,497	2,614,810	2,442,125	2,260,063	2,542,806	1,12,850	1,39,330	1,42,988	91,104	96,305(b)
Total Cartridge cases—	No.	No.	No.	No.	No.					
United Kingdom	8,900,156	12,817,542	9,878,341	12,093,551	11,812,072	6,14,210	13,25,250	10,94,594	11,30,090	10,59,716
Mesopotamia*	—	—	12,184	3,451	19,100	—	—	2,124	781	2,211
Ceylon	16,598	11,840	7,578	5,276	8,085	1,270	1,650	1,277	800	1,735
Other British Possessions	11,533	12,472	10,705	6,220	4,076	1,140	1,650	1,812	857	1,016
TOTAL BRITISH EMPIRE	8,928,277	12,841,854	9,908,608	12,108,498	11,843,333	6,16,620	13,28,550	10,99,607	11,38,637	10,64,678
Germany	28,575	39,360	408,560	1,417,230	..	6,840	6,310	29,314	95,898
Belgium	1,500	..	169,050	344,751	..	360	..	11,718	18,837
France	46	21,145	6,447	193,993	..	10	4,016	568	5,234
Turkey, Asiatic	—	—	..	14	..	—	—	..	110	..
Persian Gulf	1,308	6,299	—	—	—	190	1,050	—	—	—
United States of America—										
<i>Vid Atlantic Coast</i>	8,409,409	2,420,361	2,731,717	1,883,241	3,364,091	6,79,140	1,54,100	1,95,330	1,24,991	2,13,269
" Pacific "	912	1,649	25	..	400	180	260	5	..	95
Other Foreign Countries	1,014	2,741	2,673	1,800	11,761	110	390	234	240	1,613
TOTAL FOREIGN COUNTRIES	8,412,793	2,461,191	2,794,920	2,469,512	5,333,135	6,79,620	1,98,000	2,05,895	1,06,950	3,34,996
<i>Share of Bengal</i>	8,568,766	6,358,981	5,078,215	3,352,304	4,039,214	5,54,860	4,92,440	4,70,530	3,10,337	3,21,116
" Bombay	2,865,267	4,252,023	2,071,810	3,298,094	4,097,729	1,94,120	4,32,350	2,66,217	3,30,319	3,48,342
" Sind	3,473,138	3,432,055	3,636,321	4,941,459	6,986,367	2,57,620	3,47,400	3,76,323	4,40,550	5,54,733
" Madras	1,049,427	1,160,352	762,759	1,389,918	558,122	74,160	1,06,090	71,388	77,292	44,003
" Burma	1,384,332	1,099,629	1,114,353	1,596,235	1,495,036	1,16,430	1,13,270	1,21,239	1,46,989	1,31,445
TOTAL	17,340,980	15,303,045	12,703,528	14,578,010	17,176,408	11,96,240	14,91,550	13,06,702	13,05,487	13,99,644

(a) Duty was collected on R10,83,160 in 1919-20, on R13,51,080 in 1920-21, on R11,62,237 in 1921-22, on R12,14,032 in 1922-23 and on R12,88,627 in 1923-24.
 * Included in Turkey, Asiatic prior to 1921-22.
 (b) Duty was collected on R96,255 in 1923-24.

GENERAL IMPORTS

No. 13—continued

ARTICLES, AND COUNTRIES OF CONSIGNMENT; ALSO SHARE OF EACH PROVINCE	QUANTITY					VALUE				
	1918-20	1920-21	1921-22	1922-23	1923-24	1918-20	1920-21	1921-22	1922-23	1923-24
Arms, Ammunition, and Military stores—continued						R	R	R	R	R
<i>Explosives—</i>	Lbs.	Lbs.	Lbs.	Lbs.	Lbs.					
Ammonal (III. B)
Blasting fuse (III. B)—	Lbs. = No. of Coils	Lbs. = No. of Coils	Lbs. = No. of Coils	Lbs. = No. of Coils	Lbs. = No. of Coils					
United Kingdom	178,122 = 696,350	328,172 = 722,000	323,127 = 986,300	241,200 = 735,300	266,100 = 806,100	1,92,470	3,08,840	5,44,775	3,78,033	3,56,0
Ceylon	1,480 = 3,000	1,500
TOTAL BRITISH EMPIRE	179,602 = 699,350	328,172 = 722,000	323,127 = 986,300	241,200 = 735,300	266,100 = 806,100	1,93,970	3,08,840	5,44,775	3,78,033	3,56,0
Denmark	12,770 = 37,500	5,098	..
Germany	14,700 = 52,500	53,582 = 172,500	82,390 = 319,500	158,106 = 531,000	..	16,040	30,915	60,049	99,8
France	2,128 = 10,500	7,888 = 30,000	3,325	7,152	..
TOTAL FOREIGN COUNTRIES	..	14,700 = 52,500	55,710 = 183,000	103,048 = 387,000	158,106 = 531,000	..	16,040	43,240	73,199	99,8
Share of Bengal	23,315 = 67,500	15,180 = 22,800	41,272 = 93,000	4,312 = 18,000	8,000 = 24,000	19,930	22,340	51,279	6,519	8,7
.. Bombay	125,895 = 437,100	117,786 = 392,100	165,337 = 523,300	195,010 = 653,500	217,711 = 724,500	1,37,110	1,32,260	2,27,885	2,04,905	1,73,0
.. Sind	13,620 = 52,500	24,560 = 82,500	30,700 = 111,000	19,400 = 72,000	50,500 = 143,100	14,870	27,550	49,340	32,210	49,8
.. Madras	2,897 = 12,000	69,965 = 201,500	131,678 = 413,000	109,490 = 333,300	126,064 = 382,500	4,490	99,710	2,38,040	1,79,500	1,82,3
.. Burma	13,965 = 30,250	115,380 = 75,500	9,850 = 24,000	16,120 = 43,500	21,859 = 63,000	17,570	42,420	21,468	28,098	39,5
TOTAL	170,602 = 699,350	342,872 = 774,500	378,837 = 1,169,300	344,338 = 1,122,300	424,215 = 1,337,100	1,93,970	3,24,880	5,88,015	4,51,232	4,56,82
Blasting gelatine (III. B)—	Lbs.	Lbs.	Lbs.	Lbs.	Lbs.					
United Kingdom	280,800	450,000	297,000	485,100	649,650	1,79,330	3,26,650	2,60,250	4,56,234	6,52,40
Natal	200,000	1,47,400
TOTAL BRITISH EMPIRE	480,800	450,000	297,000	485,100	649,650	3,26,730	3,26,650	2,60,250	4,56,234	6,52,40
Share of Bengal	43,000	..	5,000	10,100	32,250	26,110	..	5,026	9,522	28,11
.. Bombay	5,000	..	2,000	100,000	197,500	3,320	..	2,069	33,557	1,55,73
.. Madras	420,800	450,000	290,000	375,000	347,400	2,85,690	3,26,650	2,02,155	3,62,555	3,28,70
.. Burma	12,000	72,500	13,210	1,39,85
TOTAL	480,800	450,000	297,000	485,100	649,650	3,26,730	3,26,650	2,60,250	4,56,234	6,52,40
Dynamite (III. D)—	Lbs.	Lbs.	Lbs.	Lbs.	Lbs.					
United Kingdom	202,350	430,000	435,500	307,500	270,250	1,46,860	3,44,010	3,81,717	2,78,518	2,35,225
Share of Bengal	110,000	205,000	315,000	210,000	236,250	69,090	1,42,640	2,65,148	1,69,862	1,77,998
.. Bombay	18,800	20,000	18,000	2,500	10,000	13,980	15,060	15,250	2,060	7,843
.. Madras	92,550	165,000	57,500	75,000	5,000	63,420	1,37,870	73,869	66,631	3,823
.. Burma	11,000	40,000	15,000	20,000	25,000	10,370	49,350	27,450	39,965	15,559
TOTAL	202,350	430,000	435,500	307,500	270,250	1,46,860	3,44,010	3,81,717	2,78,518	2,35,225

No. 13—continued

ARTICLES, AND COUNTRIES OF CONSIGNMENT; ALSO SHARE OF EACH PROVINCE	QUANTITY					VALUE				
	1910-20	1920-21	1921-22	1922-23	1923-24	1910-20	1920-21	1921-22	1922-23	1923-24
Arms, Ammunition, and Military stores—continued						R	R	R	R	R
Explosives—continued										
Gelatine Dynamite (III. B)—	Lbs.	Lbs.	Lbs.	Lbs.	Lbs.					
United Kingdom	252,500	284,425	460,582	486,500	516,225	1,73,600	2,87,350	4,20,743	5,24,150	4,92,113
Share of Bengal	55,000	60,000	130,062	180,000	92,275	29,960	45,990	1,15,215	1,55,093	68,569
„ Bombay	7,500	107,000	66,000	5,200	62,068	56,185	..
„ Madras	150,500	61,925	168,500	141,500	338,950	86,160	42,070	1,53,735	1,24,509	2,84,008
„ Burma	47,000	156,000	55,000	99,000	85,000	68,570	1,94,090	89,725	1,88,372	1,39,536
TOTAL	252,500	284,425	460,582	486,500	516,225	1,73,600	2,87,350	4,20,743	5,24,150	4,92,113
Other nitro-compound explo- sives (III. B)—	Lbs.	Lbs.	Lbs.	Lbs.	Lbs.					
United Kingdom	182,087	205,803	90,620	1,40,310
United States of America— Via Atlantic Coast	6,264	6,760
Share of Bengal	126,224	59,190
„ Bombay	107,000	78,650
„ Madras	63,077	98,803	47,190	1,01,760
TOTAL	188,301	205,803	1,06,380	1,80,310
Detonators (III. B)—	No.	No.	No.	No.	No.					
United Kingdom	3,628,200	3,284,531	3,549,084	2,975,520	3,710,300	63,470	94,800	1,25,407	87,025	1,10,600
Ceylon	96	..	46	520,021	70	310	..	98	8,807	219
Other British Possessions	2	64	48	36	..	60	220	170	144	..
TOTAL BRITISH EMPIRE	3,628,298	3,284,595	3,549,178	3,495,577	3,710,370	63,880	94,820	1,25,675	93,076	1,10,918
TOTAL FOREIGN COUNTRIES	1,047	47	12	230	90	24
Share of Bengal	1,025,000	1,110,000	2,567,096	1,435,520	731,500	16,180	30,240	74,795	62,822	48,379
„ Bombay	1,003,000	394,031	266,000	838,000	869,882	14,260	9,680	5,528	15,747	18,546
„ Madras	1,681,200	1,000,500	614,000	1,112,000	1,874,000	23,770	17,550	37,559	20,231	30,479
„ Burma	20,146	780,111	113,082	60,067	235,000	950	37,440	7,793	5,176	13,538
TOTAL	3,620,546	3,284,642	3,549,178	3,495,577	3,710,382	64,060	94,910	1,25,675	93,076	1,10,942
Others (III. B)—	Lbs.	Lbs.	Lbs.	Lbs.	Lbs.					
United Kingdom	146,514	195,365	191,875	170,275	266,060	1,24,230	1,33,080	1,45,534	1,18,541	1,60,219
TOTAL FOREIGN COUNTRIES	2,717	1,880	180	..
Share of Bengal	6,280	126,489	117,000	60,009	138,250	16,180	81,190	65,875	32,469	88,072
„ Bombay	81,600	68,676	74,876	90,750	127,310	42,970	62,790	69,659	69,400	80,192
„ Sind	8,305	3,600	..	6,520	3,180	..
„ Madras	52,458	6,916	1,100	69,710	4,974	954
„ Burma	588	10,000	..	630	8,098	..
TOTAL	149,231	195,365	191,875	170,275	266,060	1,25,910	1,33,980	1,45,534	1,18,721	1,60,219
Total Explosives—										
United Kingdom	—	—	—	—	—	9,69,670	16,76,640	18,27,426	18,40,510	20,15,729
Ceylon	—	—	—	—	—	1,810	60	98	8,807	219
Natal	—	—	—	—	—	1,47,400
Other British Possessions	—	—	—	—	—	50	160	170	144	..
TOTAL BRITISH EMPIRE	—	—	—	—	—	11,18,930	16,76,860	18,27,694	18,49,461	20,15,949

ARTICLES, AND COUNTRIES OF CONSIGNMENT; ALSO SHARE OF EACH PROVINCE	QUANTITY					VALUE				
	1919-20	1920-21	1921-22	1922-23	1923-24	1919-20	1920-21	1921-22	1922-23	1923-24
Arms, Ammunition, and Military stores—continued						R	R	R	R	R
<i>Explosives—concluded</i>										
<i>Total Explosives—continued</i>									5,098	
Denmark	—	—	—	—	—	61,129	99,82
Germany	—	—	—	—	—	..	16,040	39,915	7,152	..
France	—	—	—	—	—	3,325
United States of America— Via Atlantic Coast	—	—	—	—	—	8,440
Other Foreign Countries	—	—	—	—	—	230	90	2
TOTAL FOREIGN COUNTRIES	—	—	—	—	—	3,670	16,130	43,240	78,379	99,84
<i>Share of Bengal</i>	—	—	—	—	—	2,34,540	3,23,000	5,97,338	4,26,587	4,19,37
" Bombay	—	—	—	—	—	2,11,640	2,93,530	3,72,462	4,32,154	4,37,35
" Sind	—	—	—	—	—	21,390	27,550	49,340	35,390	49,59
" Madras	—	—	—	—	—	6,58,830	7,25,610	7,05,358	7,63,400	8,30,29
" Burma	—	—	—	—	—	1,01,200	3,23,300	1,46,436	2,70,309	3,73,37
TOTAL	—	—	—	—	—	11,27,600	16,92,990	18,70,984	19,22,840	21,15,78
Firearms, and parts there- of (III. B)—										
United Kingdom	—	—	—	—	—	5,45,690	16,73,820	22,92,298	15,97,091	10,05,25
Aden and Dependencies	—	—	—	—	—	1,150	990	450	100	2,418
Mesopotamia*	—	—	—	—	—	—	—	51,236	8,304	31,268
Ceylon	—	—	—	—	—	17,740	31,400	20,715	21,543	15,964
Straits Settlements (including Labuan)	—	—	—	—	—	6,720	10,610	9,979	6,654	6,321
Hongkong	—	—	—	—	—	1,280	2,050	3,660	595	252
Egypt†	—	—	—	—	—	6,530	19,420	9,159	1,389	—
Kenya Colony	—	—	—	—	—	190	1,300	1,250	2,200	1,180
Other British Possessions	—	—	—	—	—	1,910	1,500	1,892	773	219
TOTAL BRITISH EMPIRE	—	—	—	—	—	6,81,160	17,41,090	23,00,634	16,38,649	16,02,84
Germany	—	—	—	—	—	..	6,520	19,473	94,788	1,13,511
Netherlands	—	—	—	—	—	12,498
Belgium	—	—	—	—	—	700	69,210	1,02,430	1,72,875	1,40,648
Luxemburg	—	—	—	—	—	—	—	23,255
France	—	—	—	—	—	100	1,770	7,003	1,759	12,075
Spain	—	—	—	—	—	110	..	4,036	..	758
Italy	—	—	—	—	—	510	920	465	200	2,099
Austria	—	—	—	—	—	180	3,536	320
Hungary	—	—	—	—	—
Czechoslovakia	—	—	—	—	—	—	—	8,000
Turkey, European	—	—	—	—	—	240	10,330	..	2,330	..
Turkey, Asiatic	—	—	—	—	—	—	—	..	50	..
Persian Gulf	—	—	—	—	—	27,210	28,850	—	—	—
Caucasus Territory and Transcaucasian Mojun	—	—	—	—	—	40	810	2,760	210	1,766
Persia	—	—	—	—	—	3,660	1,940	2,115	1,921	1,370
China (exclusive of Hong- kong and Macao)	—	—	—	—	—	560	390	50	370	3,850
Japan	—	—	—	—	—	570	1,020	45	180	75
Egypt†	—	—	—	—	—	—	—	—	—	7,399
United States of America— Via Atlantic Coast	—	—	—	—	—	2,97,420	4,92,870	4,66,395	2,69,395	2,86,914
" Pacific "	—	—	—	—	—	820	650	315	225	..
Other Foreign Countries	—	—	—	—	—	180	830	645	390	354
TOTAL FOREIGN COUNTRIES	—	—	—	—	—	3,31,610	6,16,610	6,95,912	5,48,220	6,23,802
<i>Share of Bengal</i>	—	—	—	—	—	4,33,360	11,13,760	14,06,677	6,65,142	5,71,572
" Bombay	—	—	—	—	—	1,88,790	6,56,720	8,34,751	7,93,864	8,75,016
" Sind	—	—	—	—	—	83,410	2,44,890	3,86,062	4,70,538	6,22,313
" Madras	—	—	—	—	—	76,290	1,33,370	2,39,791	79,828	85,264
" Burma	—	—	—	—	—	31,920	2,08,960	2,19,265	1,77,497	1,32,311
TOTAL	—	—	—	—	—	9,12,770(a)	23,56,700(a)	30,86,546(a)	21,86,869(a)	22,86,770(a)

(a) Duty was collected on R8,06,340 in 1919-20, on R23,24,430 in 1920-21, on R30,48,678 in 1921-22, on R21,52,298 in 1922-23, and on R22,29,045 in 1923-24.
 * Included in Turkey, Asiatic prior to 1921-22.
 † Shown as a Foreign Country from 1923-24.

No. 13—continued

ARTICLES, AND COUNTRIES OF CONSIGNMENT: ALSO SHARE OF EACH PROVINCE	QUANTITY					VALUE				
	1919-20	1920-21	1921-22	1922-23	1923-24	1919-20	1920-21	1921-22	1922-23	1923-24
Arms, Ammunition, and Military stores—continued										
Gunpowder, Black (III. B)	Lbs.	Lbs.	Lbs.	Lbs.	Lbs.	R	R	R	R	R
United Kingdom	44,685	75,390	64,935	97,433	116,776	52,370	1,27,590	1,14,220	1,30,030	1,30,407
Share of Bengal	19,185	16,250	29,850	86,393	84,275	24,240	29,320	70,081	1,14,326	88,374
„ Bombay	47,200	9,735	5,850	21,850	..	79,500	20,420	8,508	30,088
„ Sind	15,200	2,040	16,610	3,590
„ Madras	7,550	9,900	4,500	3,515	9,351	8,180	16,180	6,710	4,020	10,653
„ Burma	2,750	..	20,850	1,875	800	3,340	..	17,009	3,176	11,292
TOTAL	44,685	75,390	64,935	97,433	116,776	52,370	1,27,590	1,14,220	1,30,030	1,30,407
Gunpowder, Smokeless (III. B)	Lbs.	Lbs.	Lbs.	Lbs.	Lbs.					
United Kingdom	25,035	13,450	10,785	24,860	12,055	38,440	36,020	46,451	62,221	40,097
Ceylon	2	2
TOTAL BRITISH EMPIRE	25,035	13,450	10,785	24,860	12,057	38,440	36,020	46,451	62,221	40,099
United States of America—										
Via Pacific coast	16	13
Share of Bengal	3,185	1,275	8,375	15,375	6,366	11,400	4,740	34,165	37,871	25,039
„ Bombay	19,250	10,576	1,900	2,250	5,055	21,660	26,090	9,909	10,378	21,294
„ Sind	2,200	1,050	..	7,200	..	4,050	3,290	..	13,820	..
„ Madras	550	310	35	552	..	1,900	1,330	162	2,323
„ Burma	400	..	200	..	100	1,330	..	1,047	..	456
TOTAL	25,035	13,450	10,785	24,860	12,073	38,440	36,020	46,451	62,221	40,112
Gunpowder, others (III. B)	Lbs.	Lbs.	Lbs.	Lbs.	Lbs.					
United Kingdom	41,825	44,800	13,125	26,650	9,950	39,410	70,490	13,589	32,362	8,609
Ceylon	1	8
TOTAL BRITISH EMPIRE	41,825	44,800	13,126	26,650	9,950	39,410	70,490	13,592	32,362	8,609
Share of Bengal	38,300	38,800	10,125	12,275	9,950	36,130	61,460	8,039	9,985	8,699
„ Bombay	500	14,375	2,650	22,377	..
„ Sind	500	430
„ Madras	3,525	5,500	2,501	3,280	8,570	3,003
TOTAL	41,825	44,800	13,126	26,650	9,950	39,410	70,490	13,592	32,362	8,609
Other sorts of arms, etc., (III. B)										
United Kingdom	—	—	—	—	—	3,23,630	5,91,770	5,30,681	5,94,223	4,12,114
Mesopotamia*	—	—	—	—	—	—	—	3,501	510	3,668
Egypt†	—	—	—	—	—	210	800	1,503	253	—
Other British Possessions	—	—	—	—	—	980	380	680	913	615
TOTAL BRITISH EMPIRE	—	—	—	—	—	3,24,800	5,92,950	5,45,365	5,95,899	4,16,337
Germany	—	—	—	—	—	9,443	23,101	29,162
Belgium	—	—	—	—	—	..	5,760	624	164	4,858
France	—	—	—	—	—	280	1,930	0,075	0,180	12,147
Turkey, Asiatic Persian Gulf	—	—	—	—	—	970	1,750
Siam	—	—	—	—	—	1,010
Japan	—	—	—	—	—	1,260	970
Egypt†	—	—	—	—	—	175
United States of America—										
Via Atlantic Coast	—	—	—	—	—	16,670	16,339	9,467	13,824	9,056
„ Pacific	—	—	—	—	—	10	40	..	227	..
Other Foreign Countries	—	—	—	—	—	250	660	837	625	1,350
TOTAL FOREIGN COUNTRIES	—	—	—	—	—	19,440	27,340	27,856	47,131	56,687
Share of Bengal	—	—	—	—	—	1,40,660	3,07,640	3,20,619	4,00,917	2,56,113
„ Bombay	—	—	—	—	—	70,660	1,71,370	1,59,367	1,55,034	1,13,978
„ Sind	—	—	—	—	—	47,930	50,100	58,759	63,652	66,899
„ Madras	—	—	—	—	—	15,150	21,510	16,246	12,259	19,296
„ Burma	—	—	—	—	—	69,840	69,670	18,231	12,168	16,708
TOTAL	—	—	—	—	—	8,44,240(a)	6,20,290(a)	5,73,221(a)	6,43,030(a)	4,73,034(a)

* Included in Turkey, Asiatic prior to 1921-22.

† Shown as a Foreign Country from 1923-24.

(a) Duty was collected on Rs 33,110 in 1919-20, on Rs 11,310 in 1920-21, on Rs 40,407 in 1921-22, on Rs 32,798 in 1922-23, and on Rs 42,878 in 1923-24.

ARTICLES, AND COUNTRIES OF CONSIGNMENT; ALSO SHARE OF EACH PROVINCE	QUANTITY					VALUE				
	1919-20	1920-21	1921-22	1922-23	1923-24	1919-20	1920-21	1921-22	1922-23	1923-24
						R	R	R	R	R
Arms, Ammunition, and Military stores—concluded										
<i>Total value of Arms, Ammunition, and Military stores—</i>										
United Kingdom	—	—	—	—	—	25,88,420	55,01,580	59,28,254	53,92,536	62,81,009
Aden and Dependencies	—	—	—	—	—	1,340	1,050	500	218	2,846
Mesopotamia*	—	—	—	—	—	—	—	50,901	9,691	37,087
Ceylon	—	—	—	—	—	21,850	33,220	22,308	81,865	17,982
Straits Settlements (including Labuan)	—	—	—	—	—	7,610	11,690	10,872	7,148	6,967
Hongkong	—	—	—	—	—	1,420	2,140	4,235	620	432
Egypt†	—	—	—	—	—	6,840	20,770	10,948	1,809	—
Natal	—	—	—	—	—	1,47,930	..	400	159	311
Kenya Colony	—	—	—	—	—	210	1,490	1,630	2,394	1,408
Other British Possessions	—	—	—	—	—	1,610	1,610	1,915	719	..
TOTAL BRITISH EMPIRE	—	—	—	—	—	27,71,730	55,73,550	60,37,963	54,47,159	53,48,043
Denmark	—	—	—	—	—	5,098	..
Germany	—	—	—	—	—	..	20,400	75,141	2,08,387	3,38,395
Netherlands	—	—	—	—	—	12,535
Belgium	—	—	—	—	—	700	75,330	1,93,054	1,84,757	1,73,303
Luxemburg	—	—	—	—	—	—	—	23,255
France	—	—	—	—	—	880	8,610	20,419	18,659	20,446
Spain	—	—	—	—	—	180	..	4,036	..	858
Italy	—	—	—	—	—	520	990	465	295	2,554
Austria	—	—	—	—	—	190	3,073	717
Hungary	—	—	—	—	—
Czechoslovakia	—	—	—	—	—	—	—	8,500
Turkey, European	—	—	—	—	—	240	11,080	..	2,779	..
Turkey, Asiatic	—	—	—	—	—	—	—
Red Sea	—	—	—	—	—	10	10	—	—	—
Persian Gulf	—	—	—	—	—	28,450	31,150	—	—	—
Mascat Territory and Trucial Oman	—	—	—	—	—	90	810	2,970	229	1,991
Persia	—	—	—	—	—	8,880	1,940	2,396	7,993	1,496
Siam	—	—	—	—	—	..	200	1,910
China (exclusive of Hongkong and Manchuria)	—	—	—	—	—	580	390	50	446	4,085
Japan	—	—	—	—	—	1,840	2,110	45	196	75
Egypt ‡	—	—	—	—	—	7,802
German East Africa †	—	—	—	—	—	..	40	—	—	—
United States of America—										
<i>Via Atlantic Coast</i>	—	—	—	—	—	9,01,670	6,63,300	6,71,192	4,08,210	5,09,230
" Pacific "	—	—	—	—	—	510	950	320	452	108
<i>Other Foreign Countries</i>	—	—	—	—	—	290	770	515	605	447
TOTAL FOREIGN COUNTRIES	—	—	—	—	—	9,39,340	8,22,080	9,72,703	8,35,680	11,15,406
<i>Share of Bengal</i>	—	—	—	—	—	14,86,190	23,32,390	29,07,449	19,64,265	16,91,417
" Bombay	—	—	—	—	—	6,56,870	16,59,660	16,65,676	17,52,634	18,23,768
" Sind	—	—	—	—	—	4,31,010	6,79,250	8,70,189	10,23,850	12,93,845
" Madras	—	—	—	—	—	7,34,890	10,12,230	10,43,825	9,31,951	9,91,835
" Burma	—	—	—	—	—	3,73,110	7,12,200	5,23,227	6,10,139	6,60,584
TOTAL	—	—	—	—	—	37,11,070	63,95,630	70,10,666	62,82,839	64,63,449

* Included in Turkey, Asiatic prior to 1921-22.
 † Shown as "Tanzanyika Territory" under the British Empire from 1921-22.
 ‡ Shown as a Foreign Country from 1923-24.

No. 13—continued

ARTICLES, AND COUNTRIES OF CONSIGNMENT; ALSO SHARE OF EACH PROVINCE	QUANTITY					VALUE				
	1919-20	1920-21	1921-22	1922-23	1923-24	1919-20	1920-21	1921-22	1922-23	1923-24
Art, works of (other than pictures) (III. V)—						R	R	R	R	R
United Kingdom	—	—	—	—	—	3,21,030	6,30,080	8,16,068	3,06,054	7,12,135
Ceylon	—	—	—	—	—	8,740	7,050	12,710	5,109	6,339
Straits Settlements (includ- ing Labuan)	—	—	—	—	—	2,380	650	780	1,672	5,898
Hongkong	—	—	—	—	—	3,020	6,130	3,705	7,139	4,008
Egypt	—	—	—	—	—	4,275
Other British Possessions .	—	—	—	—	—	800	30	175	5	100
TOTAL BRITISH EMPIRE	—	—	—	—	—	3,36,370	6,43,840	8,36,747	3,18,979	7,28,480
Germany	—	—	—	—	—	..	19,870	1,423	14,061	10,740
Netherlands	—	—	—	—	—	..	3,600	7,346	2,212	2,817
Belgium	—	—	—	—	—	510	49,940	9,170	1,726	4,350
France	—	—	—	—	—	2,690	21,190	62,277	6,012	8,196
Italy	—	—	—	—	—	98,080	1,14,860	3,16,814	83,147	70,000
Austria	—	—	—	—	—	..	2,000	713	1,827	410
Hungary	—	—	—	—	—
Java	—	—	—	—	—	45	..	1,270
China (exclusive of Hongkong and Macao)	—	—	—	—	—	10	200	2,300	3,560	741
Japan	—	—	—	—	—	10,470	13,340	2,860	2,916	1,537
Egypt	—	—	—	—	—	60
United States of America—										
<i>Vid Atlantic Coast</i>	—	—	—	—	—	640	2,950	3,030	1,465	1,777
<i>" Pacific "</i>	—	—	—	—	—	..	270
Other Foreign Countries .	—	—	—	—	—	..	850	..	850	207
TOTAL FOREIGN COUNTRIES	—	—	—	—	—	1,12,400	2,28,660	4,06,987	1,17,976	1,08,076
<i>Share of Bengal</i>	—	—	—	—	—	1,91,920	3,67,900	7,08,630	70,050	60,824
<i>" Bombay</i>	—	—	—	—	—	2,03,880	4,27,180	4,39,308	2,94,419	6,98,058
<i>" Sind</i>	—	—	—	—	—	6,230	21,150	36,516	20,638	18,014
<i>" Madras</i>	—	—	—	—	—	18,180	14,680	23,711	21,047	29,283
<i>" Burma</i>	—	—	—	—	—	29,060	41,590	29,670	30,701	30,379
TOTAL	—	—	—	—	—	4,48,770(a)	8,72,500(a)	12,42,734(a)	4,36,856(a)	8,36,558(a)
Asbestos—										
<i>Raw (II. B)—</i>	Cwts.	Cwts.	Cwts.	Cwts.	Cwts.					
United Kingdom	39	3	6	4,530	710	820	..	13
Ceylon	15
Zanzibar and Pemba	126	3,125
TOTAL BRITISH EMPIRE	39	3	6	..	126	4,530	710	820	..	3,153
<i>Share of Bengal</i>	20	3,680	..	46	..	13
<i>" Bombay</i>	19	3	6	..	126	860	610	775	..	3,125
<i>" Madras</i>	100	15
TOTAL	39	3	6	..	126	4,530	710	820	..	3,153
Manufactures—										
<i>Asbestos packing* (III. V)—</i>										
United Kingdom	—	—	—	—	—	..	7,68,160	3,50,428	3,58,693	4,03,139
Straits Settlements (including Labuan)	—	—	—	—	—	3,345	..	446
Egypt	—	—	—	—	—	1,396	..
Other British Possessions	—	—	—	—	—	..	870	185	116	25
TOTAL BRITISH EMPIRE	—	—	—	—	—	..	7,68,530	3,53,008	3,60,205	4,03,609

* Separately recorded from 1920-21.

† Shown as a Foreign Country from 1923-24.

(a) Duty was collected on Rs.2,93,810 in 1919-20, on Rs.41,020 in 1920-21, on Rs.14,756 in 1921-22, on Rs.27,625 in 1922-23, and on Rs.68,632 in 1923-24.

GENERAL IMPORTS

No. 13—continued.

ARTICLES, AND COUNTRIES OF CONSIGNMENT; ALSO SHARE OF EACH PROVINCE	QUANTITY.					VALUE				
	1910-20	1920-21	1921-1922	1922-23	1923-24	1910-20	1920-21	1921-22	1922-23	1923-24
						R	R	R	R	R
Asbestos—contd.										
<i>Manufactures—contd.</i>										
Asbestos packing* (III, V.) —contd.										
Germany	—	—	—	—	—	—	..	141	1,630	2,483
Belgium	—	—	—	—	—	—	1,520	80	3,775	16,893
Luxemburg	—	—	—	—	—	—	—	1,955
Japan	—	—	—	—	—	—	7,840	54,761	98,957	48,024
United States of America— Via Atlantic Coast	—	—	—	—	—	—	3,550	22,594	14,255	2,340
Other Foreign Countries	—	—	—	—	—	—	10	..	612	706
TOTAL FOREIGN COUNTRIES	—	—	—	—	—	—	12,020	77,576	1,19,229	72,401
Share of Bengal	—	—	—	—	—	—	3,63,950	2,19,133	1,82,477	2,07,874
„ Bombay	—	—	—	—	—	—	2,29,130	77,696	1,30,185	1,63,554
„ Sind	—	—	—	—	—	—	8,120	48,851	6,245	12,121
„ Madras	—	—	—	—	—	—	40,510	30,190	32,013	24,704
„ Burma	—	—	—	—	—	—	1,29,740	61,614	1,28,514	67,757
TOTAL	—	—	—	—	—	—	7,71,450	4,31,484	4,70,434	4,76,010
Other manufactures (III, V)—										
United Kingdom	—	—	—	—	—	2,43,900	9,75,090	6,47,980	5,90,942	5,21,604
Ceylon	—	—	—	—	—	100	240	2,150	459	13
New South Wales	—	—	—	—	—	2,300
Australian Commonwealth (Total)	—	—	—	—	—	2,300
Other British Possessions	—	—	—	—	—	10	..	327	..	205
TOTAL BRITISH EMPIRE	—	—	—	—	—	2,46,310	9,75,330	6,50,407	5,91,401	5,21,882
Germany	—	—	—	—	—	..	1,330	8,241	4,761	11,310
Netherlands	—	—	—	—	—	2,010	16,510	9,202
Belgium	—	—	—	—	—	..	95,400	35,418	55,977	76,704
France	—	—	—	—	—	706	..
Switzerland	—	—	—	—	—	13,478
Italy	—	—	—	—	—	..	34,280	5,298	11,578	54,330
Austria	—	—	—	—	—	4,608
Hungary	—	—	—	—	—
Turkey, Asiatic	—	—	—	—	—	—	—	18,578
Persian Gulf	—	—	—	—	—	..	10
China (exclusive of Hongkong and Macao)	—	—	—	—	—	1,029
Japan	—	—	—	—	—	10,810	6,250	11,507	17,080	6,806
United States of America— Via Atlantic Coast	—	—	—	—	—	41,800	28,480	41,743	23,662	30,403
TOTAL FOREIGN COUNTRIES	—	—	—	—	—	55,730	1,22,290	1,48,078	1,14,693	1,79,652
Share of Bengal	—	—	—	—	—	1,16,160	2,83,170	2,42,146	2,75,030	2,81,099
„ Bombay	—	—	—	—	—	1,44,460	6,19,880	3,98,322	3,13,937	3,09,747
„ Sind	—	—	—	—	—	7,370	72,230	8,314	13,470	9,619
„ Madras	—	—	—	—	—	680	48,890	58,103	43,018	21,500
„ Burma	—	—	—	—	—	33,370	73,420	91,595	60,609	76,569
TOTAL	—	—	—	—	—	3,02,040	10,97,690	7,98,460	7,06,064	7,01,534
Total value of Asbestos manufactures—										
BRITISH EMPIRE	—	—	—	—	—	2,46,310	17,33,860	10,04,315	9,51,606	9,25,491
FOREIGN COUNTRIES	—	—	—	—	—	55,730	1,35,180	2,25,640	2,33,892	2,52,053
TOTAL	—	—	—	—	—	3,02,040	18,69,040	12,29,955	11,85,498	11,77,544

* Separately recorded from 1920-21.

No. 13—continued

ARTICLES, AND COUNTRIES OF CONSIGNMENT; ALSO NAME OF EACH PROVINCE	QUANTITY					VALUE				
	1910-20	1920-21	1921-22	1922-23	1923-24	1910-20	1920-21	1921-22	1922-23	1923-24
Sticks and Basketware (III. V)—						R	R	R	R	R
United Kingdom	—	—	—	—	—	13,080	55,890	12,212	17,148	9,336
Ceylon	—	—	—	—	—	2,360	2,050	3,166	2,022	2,222
Straits Settlements (includ- ing Labuan)	—	—	—	—	—	2,610	2,650	3,740	2,285	1,058
Hongkong	—	—	—	—	—	5,300	810	1,582	1,918	2,810
Other British Possessions	—	—	—	—	—	195	422	70
TOTAL BRITISH EMPIRE	—	—	—	—	—	23,350	61,300	20,896	23,795	16,003
Germany	—	—	—	—	—	..	260	..	1,621	1,845
France	—	—	—	—	—	70	2,018	..
Italy	—	—	—	—	—	1,280
China (exclusive of Hong- kong and Macao)	—	—	—	—	—	160	80	1,353	736	1,107
Japan	—	—	—	—	—	11,400	14,390	3,715	3,185	1,172
United States of America— Vid Atlantic Coast	—	—	—	—	—	1,950	2,160	381	91	7
Other Foreign Countries	—	—	—	—	—	60	690	288	434	294
TOTAL FOREIGN COUNTRIES	—	—	—	—	—	13,640	17,580	7,017	8,085	4,725
Share of Bengal	—	—	—	—	—	11,980	27,980	8,259	5,805	6,601
.. Bombay	—	—	—	—	—	3,780	13,290	3,666	15,126	2,393
.. Sind	—	—	—	—	—	6,290	14,350	2,383	1,354	1,711
.. Madras	—	—	—	—	—	4,150	8,550	4,550	3,156	3,307
.. Burma	—	—	—	—	—	10,790	14,710	9,055	6,440	6,306
TOTAL	—	—	—	—	—	36,990	78,880	27,918	31,880(b)	20,821
Wool for Machinery— (Cotton (III. J)—										
United Kingdom	—	—	—	—	—	13,02,170	35,63,760	10,01,604	13,27,942	14,56,593
Ceylon	—	—	—	—	—	1,090	1,440	3,330	619	504
Straits Settlements (includ- ing Labuan)	—	—	—	—	—	..	100	10
Hongkong	—	—	—	—	—	31,723	1,461	16,295
Victoria	—	—	—	—	—	..	87,730
Australian Commonwealth (Total)	—	—	—	—	—	..	37,730
TOTAL BRITISH EMPIRE	—	—	—	—	—	13,03,260	36,63,630	10,36,667	13,30,022	14,73,362
Norway	—	—	—	—	—	3,098
Denmark	—	—	—	—	—	7,870
Germany	—	—	—	—	—	8,130	49,577	11,828
Italy	—	—	—	—	—	3,465	..
Japan	—	—	—	—	—	..	3,800
United States of America— Vid Atlantic Coast	—	—	—	—	—	80,740	1,15,980	34,117	11,078	34,847
.. Pacific	—	—	—	—	—	19,490	1,120	22,474	8,230	..
Other Foreign Countries	—	—	—	—	—	..	230	300
TOTAL FOREIGN COUNTRIES	—	—	—	—	—	1,00,230	1,20,930	95,989	67,850	46,675
Share of Bengal	—	—	—	—	—	5,09,900	13,56,740	8,85,122	5,00,918	8,07,335
.. Bombay	—	—	—	—	—	1,59,980	4,52,780	2,60,762	2,14,508	2,41,914
.. Sind	—	—	—	—	—	32,030	87,540	32,811	8,837	10,973
.. Madras	—	—	—	—	—	67,020	2,43,790	35,646	1,29,862	1,12,072
.. Burma	—	—	—	—	—	6,44,850	15,53,100	8,17,325	6,43,247	3,36,814
TOTAL	—	—	—	—	—	14,03,490(a)	37,23,860(a)	20,32,656	13,97,372	15,20,037

(a) Duty was collected on R13,98,610 in 1910-20 and R36,83,380 in 1920-21.
(b) " " " " R31,750 in 1922-23.

ARTICLES, AND COUNTRIES OF CONSIGNMENT, ALSO SHARE OF EACH PROVINCE	QUANTITY					VALUE				
	1919-20	1920-21	1921-22	1922-23	1923-24	1919-20	1920-21	1921-22	1922-23	1923-24
Belting for Machinery--contd.						R	R	R	R	R
<i>Of Leather (III. J)--</i>										
United Kingdom	—	—	—	—	—	16,84,950	58,04,270	46,46,753	33,48,000	35,23,721
Ceylon	—	—	—	—	—	..	3,030	10,243	..	129
Hongkong	—	—	—	—	—	4,700
Kenya Colony	—	—	—	—	—	2,800
Western Australia	—	—	—	—	—	3,000
Victoria	—	—	—	—	—	1,480	4,040	3,010
New South Wales	—	—	—	—	—	5,280	41,800
<i>Australian Commonwealth (Total)</i>	—	—	—	—	—	9,760	45,840	3,010
Other British Possessions	—	—	—	—	—	40	28
TOTAL BRITISH EMPIRE	—	—	—	—	—	16,98,410	53,51,940	46,02,806	33,48,040	35,23,878
								R		
Germany	—	—	—	—	—	..	570	16,158	10,800	53,013
Netherlands	—	—	—	—	—	2,700	1,56,810	60,020	40,165	25,241
Belgium	—	—	—	—	—	..	4,360	780	3,241	4,990
France	—	—	—	—	—	620	..	2,068
Switzerland	—	—	—	—	—	1,163	1,325
Italy	—	—	—	—	—	19,560	..	5,025
Turkey, European	—	—	—	—	—	..	1,28,480
Japan	—	—	—	—	—	..	6,110	13,460	2,893	..
United States of America--										
<i>Via Atlantic Coast</i>	—	—	—	—	—	4,05,310	7,56,180	5,28,766	7,27,519	7,47,753
<i>" Pacific</i>	—	—	—	—	—	5,400
Other Foreign Countries	—	—	—	—	—	175	720
TOTAL FOREIGN COUNTRIES	—	—	—	—	—	4,13,410	10,52,510	6,39,364	7,94,950	8,40,744
<i>Share of Bengal</i>	—	—	—	—	—	4,40,790	18,20,700	12,33,339	6,14,636	7,49,960
<i>" Bombay</i>	—	—	—	—	—	15,30,920	41,68,470	34,89,022	31,73,648	32,05,874
<i>" Sind</i>	—	—	—	—	—	13,330	18,790	48,857	19,762	34,947
<i>" Madras</i>	—	—	—	—	—	72,520	3,03,820	4,59,005	2,95,577	3,47,138
<i>" Burma</i>	—	—	—	—	—	55,200	23,640	71,947	39,373	26,703
TOTAL	—	—	—	—	—	21,12,820(a)	64,04,450(a)	53,02,170(a)	41,42,986(a)	43,64,622
<i>Of other materials (including cots) (III. J)--</i>										
United Kingdom	—	—	—	—	—	17,06,880	42,37,290	22,77,320	25,10,856	25,92,065
Aden and Dependencies	—	—	—	—	—	320	42
Ceylon	—	—	—	—	—	740	990	1,181	570	2,281
Straits Settlements (including Labuan)	—	—	—	—	—	2,080	..	414	3,643	611
Hongkong	—	—	—	—	—	8,500
Natal	—	—	—	—	—	..	45,130
Victoria	—	—	—	—	—	40,360	2,810	..
<i>Australian Commonwealth (Total)</i>	—	—	—	—	—	46,360	2,810	..
TOTAL BRITISH EMPIRE	—	—	—	—	—	17,78,260	42,83,410	23,25,275	25,27,199	25,94,309

(a) Duty was collected on R16,96,510 in 1919-20, on R33,40,710 in 1920-21, on R51,58,732 in 1921-22, and on R41,42,666 in 1922-23.

No. 13—continued

ARTICLES, AND COUNTRIES OF CONSIGNMENT; ALSO SHARE OF EACH PROVINCE	QUANTITY					VALUE				
	1919-20	1920-21	1921-22	1922-23	1923-24	1919-20	1920-21	1921-22	1922-23	1923-24
Beltng for Machinery— <i>continued</i>						R	R	R	R	R
Of other materials (including coir) (III J)— <i>continued</i>										
Germany	—	—	—	—	—	77,997	1,50,445	2,13,770
Netherlands	—	—	—	—	—	2,020
Belgium	—	—	—	—	—	1,385
Italy	—	—	—	—	—	4,983	2,678	..
Siam	—	—	—	—	—	4,100	..
United States of America—										
Via Atlantic Coast	—	—	—	—	—	1,03,880	87,010	3,14,946	94,658	1,12,823
" Pacific "	—	—	—	—	—	3,860	1,10,790	28,051	72	4,756
Other Foreign Countries	—	—	—	—	—	750	80	94
TOTAL FOREIGN COUNTRIES	—	—	—	—	—	1,13,490	1,97,800	4,27,997	2,52,939	3,32,828
Share of Bengal	—	—	—	—	—	9,48,800	20,02,090	8,08,538	9,10,548	9,73,235
" Bombay	—	—	—	—	—	3,70,700	10,46,920	6,37,204	6,54,638	6,71,022
" Sind	—	—	—	—	—	55,460	1,22,390	1,09,987	1,50,970	2,20,762
" Madras	—	—	—	—	—	1,77,310	5,26,140	3,47,852	4,13,138	2,63,317
" Burma	—	—	—	—	—	3,38,980	7,83,670	8,49,741	6,49,949	7,97,491
TOTAL	—	—	—	—	—	18,91,750(a)	44,81,210(e)	27,53,272	27,70,238(a)	29,27,827
Total value of Beltng for machinery—										
United Kingdom	—	—	—	—	—	47,54,000	1,31,05,320	88,25,977	71,95,708	75,72,340
Gibraltar	—	—	—	—	—	28
Aden and Dependencies	—	—	—	—	—	320	42
Ceylon	—	—	—	—	—	1,880	4,400	14,754	1,180	2,014
Straita Settlements (includ- ing Labuan)	—	—	—	—	—	2,080	100	424	3,683	611
Hongkong	—	—	—	—	—	13,260	..	31,723	1,401	10,295
Natal	—	—	—	—	—	..	45,150
Western Australia	—	—	—	—	—	3,000	..	2,600
Victoria	—	—	—	—	—	1,480	41,770	..	2,810	..
New South Wales	—	—	—	—	—	5,280	41,600	40,370
Australian Commonwealth (Total)	—	—	—	—	—	9,760	83,370	52,170	2,810	..
TOTAL BRITISH EMPIRE	—	—	—	—	—	47,80,930	1,52,38,380	89,24,748	72,05,261	75,92,230
Norway	—	—	—	—	—	..	570	23,098
Denmark	—	—	—	—	—	7,870	..	253
Germany	—	—	—	—	—	1,02,285	2,19,822	2,79,211
Netherlands	—	—	—	—	—	2,700	1,56,810	62,040	40,165	25,241
Belgium	—	—	—	—	—	..	4,360	780	3,241	6,375
France	—	—	—	—	—	620	..	2,162
Switzerland	—	—	—	—	—	1,163	1,325
Italy	—	—	—	—	—	24,543	6,143	5,025
Turkey, European	—	—	—	—	—	..	1,28,480
Siam	—	—	—	—	—	4,275	..
Japan	—	—	—	—	—	750	9,710	13,460	2,893	..
United States of America—										
Via Atlantic Coast	—	—	—	—	—	5,94,930	9,59,170	8,77,823	8,83,255	8,95,423
" Pacific "	—	—	—	—	—	28,750	1,11,910	50,525	3,302	4,756
Other Foreign Countries	—	—	—	—	—	..	230	300	86	476
* TOTAL FOREIGN COUNTRIES	—	—	—	—	—	6,27,180	13,71,240	11,63,350	11,14,345	12,20,247

(a) Duty was collected on R18,36,620 in 1919-20, on R43,82,900 in 1920-21 and on R27,75,238 in 1922-23.

ARTICLES, AND COUNTRIES OF CONSIGNMENT; ALSO SHARE OF EACH PROVINCE	QUANTITY					VALUE				
	1919-20	1920-21	1921-22	1922-23	1923-24	1919-20	1920-21	1921-22	1922-23	1923-24
Belted for machinery <i>—concluded</i> Total value of Belted for machinery—continued						R	R	R	R	R
<i>Share of Bengal</i>	—	—	—	—	—	18,99,490	51,79,560	29,27,999	20,26,097	25,30,530
" <i>Bombay</i>	—	—	—	—	—	20,61,600	56,68,120	43,86,978	40,42,794	41,18,810
" <i>Sind</i>	—	—	—	—	—	1,00,320	2,28,720	1,91,606	1,79,569	2,66,682
" <i>Madras</i>	—	—	—	—	—	3,07,350	10,72,760	8,42,503	8,35,877	7,25,320
" <i>Burma</i>	—	—	—	—	—	10,38,800	24,60,470	17,39,013	12,32,569	11,71,038
TOTAL	—	—	—	—	—	54,08,060	1,46,09,620	1,00,88,098	83,19,606	88,12,480
Bobbins (III. V)— United Kingdom	—	—	—	—	—	17,73,800	51,65,600	99,84,761	49,55,197	45,85,181
Ceylon	—	—	—	—	—	2,817
TOTAL BRITISH EMPIRE	—	—	—	—	—	17,73,800	51,65,600	99,87,578	49,55,197	45,85,181
Russia— Northern Russia	—	—	—	—	—	..	10,740	8,901
Finland	—	—	—	—	—	1,170
Sweden	—	—	—	—	—	..	460	1,68,695	1,204	13,560
Norway	—	—	—	—	—	..	13,990	22,718	..	1,050
Germany	—	—	—	—	—	..	13,440	4,07,609	1,93,628	1,27,182
Belgium	—	—	—	—	—	180
France	—	—	—	—	—	2,163	1,488
Italy	—	—	—	—	—	3,374
Japan	—	—	—	—	—	21,06,120	9,60,690	13,21,485	2,64,165	3,13,928
Portuguese East Africa	—	—	—	—	—	4,38,076	..
United States of America— Vid Atlantic Coast	—	—	—	—	—	..	18,650	71,189	15	7,020
TOTAL FOREIGN COUNTRIES	—	—	—	—	—	21,06,120	10,21,070	20,90,777	8,90,251	4,08,781
<i>Share of Bengal</i>	—	—	—	—	—	4,69,130	10,63,260	45,04,037	10,87,460	10,26,638
" <i>Bombay</i>	—	—	—	—	—	33,78,110	50,57,640	70,77,098	44,06,186	38,65,117
" <i>Sind</i>	—	—	—	—	—	..	3,830
" <i>Madras</i>	—	—	—	—	—	21,360	47,680	3,23,338	2,55,139	2,13,896
" <i>Burma</i>	—	—	—	—	—	11,320	15,370	13,852	15,663	7,891
TOTAL	—	—	—	—	—	38,79,920(a)	61,87,570(a)	1,19,88,365	57,61,418	50,53,962
Books, printed and printed matter (not being stationery), including maps and charts (III. V)—										
United Kingdom	13,619	24,969	19,970	16,560	18,325	39,00,640	60,85,530	41,89,402	44,41,964	44,64,400
Aden and Dependences	2	17	20	24	7	200	3,270	8,593	1,845	850
Mesopotamia*	—	—	26	31	10	—	—	4,319	5,166	4,838
Bahrein Islands	..	1	..	12	50	..	2,045	1
Ceylon	96	99	107	85	185	7,840	14,580	19,000	15,700	25,526
Straits Settlements (including Labuan)	78	118	80	124	144	11,600	19,150	14,121	22,144	16,850
Hongkong	12	15	225	45	34	1,820	1,600	4,911	4,193	2,333
Egypt†	137	121	126	186	—	19,280	22,960	15,521	32,412	—
Natal	2	2	2	8	4	470	180	312	1,365	275
Kenya Colony	1	1	8	6	5	280	290	1,726	935	1,090
Canada— Vid Atlantic Coast	..	207	17	16	24	..	1,450	3,600	2,794	4,911
" <i>Pacific</i>	2	1	18	50	421	1,393
Western Australia	3	441
South Australia (including Northern Territory)	20	..	10	15	..	2,710
Victoria	4	2	39	24	43	790	380	7,469	6,044	8,467
New South Wales	20	5	4	12	5	5,770	2,080	350	5,523	972
Queensland	10
Australian Commonwealth (Total)	24	7	43	36	71	6,560	2,470	7,831	11,567	12,674
Other British Possessions	1	9	8	5	6	190	830	1,460	626	320
TOTAL BRITISH EMPIRE	18,072	25,566	20,634	17,148	18,833	39,46,960	61,52,450	45,66,929	45,43,176	45,65,926

(a) Duty was collected on Rs. 88,440 in 1919-20, and on Rs. 16,07,010 in 1920-21.

* Included in Turkey, Asiatic prior to 1921-22.

† Free of duty.

‡ Shown as a Foreign Country from 1923-24.

No. 13—continued

ARTICLES, AND COUNTRIES OF CONSIGNMENT; ALSO SHARE OF EACH PROVINCE	QUANTITY					VALUE				
	1919-20	1920-21	1921-22	1922-23	1923-24	1919-20	1920-21	1921-22	1922-23	1923-24
						R	R	R	R	R
Books, printed, and printed matter (not being station- ery), including maps and charts; (III. V)—continued	Cwts.	Cwts.	Cwts.	Cwts.	Cwts.					
Sweden	15	32	35	7	20	2,230	3,860	6,068	737	2,634
Norway	8	6	3	14	4	1,170	1,480	1,080	2,314	355
Germany	21	186	419	618	..	7,900	38,924	38,191	57,508
Netherlands	2	8	35	23	59	100	1,420	4,899	4,204	6,014
Belgium	8	17	37	64	17	2,230	2,220	4,917	11,062	4,589
France	4	99	147	104	100	730	41,770	19,914	17,188	18,772
Switzerland	1	3	5	10	11	100	1,200	583	2,323	1,426
Italy	15	13	24	88	101	1,490	3,570	5,565	7,801	15,944
Austria	4	4	8	19	..	1,390	946	1,941	3,624
Hungary
Turkey, Asiatic	—	—	5	—	—	1,500
Red Sea	17	..	—	—	—	2,000	..	—	—	—
Persian Gulf	2	22	—	—	—	730	4,730	—	—	—
Perala	1	5	7	7	7	120	640	3,375	4,083	1,285
Java	4	..	13	1	..	340	..	2,220	140
China (exclusive of Hongkong and Macao)	16	15	78	60	103	4,260	1,880	20,457	8,873	10,571
Japan	50	30	104	94	113	8,280	6,990	17,737	15,098	14,882
Egypt †	—	—	—	—	221	43,276
United States of America—										
Via Atlantic Coast	1,595	1,325	1,341	1,753	1,874	2,83,690	3,37,760	7,10,914	4,30,162	3,95,625
" Pacific "	276	137	156	25	156	28,700	29,550	42,707	5,866	28,488
Other Foreign Countries	3	3	4	21	12	460	700	1,220	2,507	1,521
TOTAL FOREIGN COUNTRIES	2,013	1,744	2,171	2,715	3,436	2,86,400	4,47,540	8,80,800	5,54,755	6,03,744
Share of Bengal	6,660	9,036	9,854	7,154	8,677	15,19,020	25,53,300	21,80,630	20,91,610	22,77,304
" Bombay	8,663	9,225	7,357	7,671	8,268	17,89,320	24,39,910	21,86,308	18,97,883	18,14,615
" Sind	673	1,298	822	859	722	1,04,930	2,23,060	1,80,333	1,95,335	1,71,608
" Madras	4,182	6,850	4,141	3,091	3,537	6,72,770	11,83,710	7,25,255	6,90,602	6,46,516
" Burma	337	382	631	848	1,066	1,49,320	2,44,450	2,95,209	2,22,601	2,32,328
TOTAL	20,985	27,310	22,805	19,863	22,209	42,35,300	65,99,900	54,47,735	50,07,931	51,42,370
Boots and Shoes—										
Of leather (III. A)—	Pairs	Pairs	Pairs	Pairs	Pairs					
United Kingdom	137,800	405,338	68,222	100,456	159,706	11,10,620	48,05,360	8,33,635	9,73,680	12,82,256
Aden and Dependencies	480	60	4	3	..	3,570	570	10	55	..
Mesopotamia *	—	—	258	1,398	924	—	—	1,882	6,428	3,003
Ceylon	2,795	2,839	2,553	1,839	1,598	12,140	10,340	9,512	4,956	3,467
Straits Settlements (Includ- ing Labuan)	8,734	2,826	1,951	3,183	4,118	11,090	13,350	6,850	13,920	13,203
Hongkong	160	98	62	996	291	640	350	92	3,040	508
Natal	3	828	5	328	696	40	4,900	80	809	2,865
Zanzibar and Pemba	2,512	558	12,440	4,410
Canada—										
Atlantic Coast	4	1	5	230	4	10
Pacific	32	210	590	1,640
South Australia (including Northern Territory)	100	1,560
Victoria	530	2,916	100	13	2	5,890	26,280	1,888	200	15
New South Wales	320	1,983	282	..	4	2,950	17,140	675	..	35
Queensland	2	45
Australian Commonwealth (Total)	850	4,899	484	13	6	8,840	43,400	4,768	269	50
Other British Possessions	25	67	94	194	9	390	870	818	505	7
TOTAL BRITISH EMPIRE	148,401	417,013	73,037	108,411	167,473	11,60,360	49,73,660	8,57,277	10,03,747	13,07,969

* Included in Turkey, available prior to 1921-22
† Free of duty.
‡ Shown as a Foreign Country from 1923-24.

GENERAL IMPORTS

No. 13—continued

ARTICLES, AND COUNTRIES OF CONSIGNMENT; ALSO SHARE OF EACH PROVINCE	QUANTITY					VALUE				
	1919-20	1920-21	1921-22	1922-23	1923-24	1919-20	1920-21	1921-22	1922-23	1923-24
Boots and Shoes—continued										
<i>Of leather (III. A)—contd.</i>	Pairs	Pairs	Pairs	Pairs	Pairs	R	R	R	R	R
Germany	440	667	1,807	1,450	2,721	16,964
Belgium	14	58	1	328	..	70	1,393	23	3,917
France	2,164	1,530	2,881	1,617	3,630	15,690	14,170	42,975	19,237	41,491
Switzerland	6,348	3,043	3,081	6,420	..	86,630	37,594	40,955	65,508
Italy	988	2,208	733	66	205	9,780	20,100	9,916	595	1,122
Austria	219	1	29	807	..	3,360	10	921	10,863
Hungary
Czechoslovakia	75	..	47	1,020	..	383
Turkey, European	7,161	..	3	2,05,890	..	25	..
Turkey, Asiatic
Persian Gulf	189	285	650	1,340
Persia	2	12	357	21	15	10	200	2,470	68	84
China (exclusive of Hongkong and Macao)	362	2	90	567	115	1,420	30	112	2,075	338
Japan	6,558	4,990	700	3,678	4,943	16,190	12,890	3,255	6,898	4,355
United States of America—										
Via Atlantic Coast	206,514	219,196	12,255	4,662	6,080	17,59,290	39,95,450	2,66,650	26,702	71,268
" Pacific "	19,898	1,469	233	92	10	1,99,500	15,370	1,441	151	64
Other Foreign Countries	40	39	32	213	213	380	320	325	404	1,305
TOTAL FOREIGN COUNTRIES	236,715	243,468	20,908	14,597	24,788	20,32,910	48,57,320	3,67,611	1,00,775	2,17,682
<i>Share of Bengal</i>	<i>94,296</i>	<i>118,784</i>	<i>19,937</i>	<i>13,487</i>	<i>25,153</i>	<i>6,88,440</i>	<i>14,26,680</i>	<i>2,53,551</i>	<i>1,78,789</i>	<i>2,14,461</i>
" Bombay	<i>141,847</i>	<i>302,391</i>	<i>34,650</i>	<i>51,585</i>	<i>82,101</i>	<i>12,52,620</i>	<i>43,13,480</i>	<i>4,16,335</i>	<i>4,69,216</i>	<i>6,45,196</i>
" Sind	<i>35,789</i>	<i>101,478</i>	<i>7,542</i>	<i>16,371</i>	<i>18,101</i>	<i>2,79,260</i>	<i>14,83,070</i>	<i>1,16,685</i>	<i>1,14,152</i>	<i>1,37,988</i>
" Madras	<i>12,175</i>	<i>19,295</i>	<i>9,422</i>	<i>10,080</i>	<i>10,236</i>	<i>93,740</i>	<i>2,26,350</i>	<i>75,392</i>	<i>84,536</i>	<i>64,714</i>
" Burma	<i>100,009</i>	<i>118,532</i>	<i>22,384</i>	<i>25,485</i>	<i>56,679</i>	<i>8,79,210</i>	<i>18,81,400</i>	<i>3,62,425</i>	<i>2,57,829</i>	<i>4,63,233</i>
TOTAL	395,116	660,481	93,945	123,008	192,261	31,93,270(a)	93,30,060(a)	12,24,888(a)	11,04,522(a)	15,25,591(a)
<i>Of other materials (III. A)—</i>	Pairs	Pairs	Pairs	Pairs	Pairs					
United Kingdom	195,640	305,285	42,723	153,923	182,324	3,79,970	8,00,100	1,70,670	3,76,719	3,90,792
Straits Settlements (including Labuan)	9,009	4,661	5,064	14,034	53,225	12,180	9,080	6,414	38,435	82,000
Hongkong	3,989	7,288	4,960	8,273	9,270	3,570	8,200	5,860	13,296	7,218
Canada—										
Via Atlantic Coast	4,421	12,486
" Pacific "	755	4,088	..
Other British Possessions	156	221	131	289	462	200	760	276	707	470
TOTAL BRITISH EMPIRE	208,794	317,455	52,878	177,274	240,702	3,95,920	8,18,140	1,83,220	4,33,245	5,01,975
Germany	13,772	2,049	15,152	15,596
France	86	1,607	1,176	3,288	3,860	60	11,600	9,437	27,210	33,870
Switzerland	729	4,544	1,627	5,395	1,849	3,260	51,450	15,806	53,437	13,512
Italy	1,380	17,227	..	18,230	20,303
Austria	8,076	41,248	11,512	52,522
Hungary	144	1,000	70	7,300
China (exclusive of Hongkong and Macao)	28	36	418	5,353	1,786	50	50	850	14,045	2,518
Japan	40,576	46,030	9,080	29,036	178,575	48,930	33,030	12,849	46,670	2,21,372
United States of America—										
Via Atlantic Coast	28,743	30,625	9,226	10,935	31,297	1,20,630	3,02,280	65,380	49,484	1,53,801
" Pacific "	4,333	1,729	3,427	9,036	3,112	15,800	8,620	28,447	44,870	13,242
Other Foreign Countries	93	142	141	145	134	100	570	672	540	115
TOTAL FOREIGN COUNTRIES	74,682	82,093	25,089	85,037	281,143	1,88,900	4,34,120	1,83,447	2,68,226	5,17,043

(a) Duty was collected on R31,92,720 in 1919-20, on R35,23,990 in 1920-21, on R12,20,061 in 1921-22, on R11,02,817 in 1922-23, and on R15,22,977 in 1923-24.

No. 13—continued

ARTICLES, AND COUNTRIES OF CONSIGNMENT; ALSO SHARE OF EACH PROVINCE	QUANTITY					VALUE				
	1919-20	1920-21	1921-22	1922-23	1923-24	1919-20	1920-21	1921-22	1922-23	1923-24
Boots and Shoes—continued						R	R	R	R	R
Of other materials (III. A) —continued	Pairs	Pairs	Pairs	Pairs	Pairs					
Share of Bengal . . .	77,504	80,211	12,442	52,182	75,093	1,24,570	2,56,340	45,580	1,11,140	1,43,550
„ Bombay . . .	54,671	44,667	13,305	26,548	41,092	1,70,860	2,34,240	58,831	1,21,375	1,28,705
„ Sind . . .	23,291	56,454	12,538	33,238	47,858	69,450	2,32,600	33,589	72,140	85,656
„ Madras . . .	5,245	8,346	2,721	4,451	8,600	17,020	36,290	12,845	22,645	22,906
„ Burma . . .	120,865	220,870	36,961	145,892	358,202	2,02,920	4,92,790	1,63,022	3,68,871	6,37,991
TOTAL	283,476	410,548	77,967	262,311	530,845	5,84,920(a)	12,52,260	3,16,667(a)	6,96,471	10,19,018(a)
Total Boots and Shoes—	Pairs	Pairs	Pairs	Pairs	Pairs					
United Kingdom . . .	333,440	710,623	110,945	254,370	342,030	14,90,500	56,96,480	10,04,305	13,50,390	16,82,048
Aden and Dependencies . . .	490	72	9	3	..	3,570	620	25	55	..
Mesopotamia * . . .	—	—	280	1,438	964	—	—	1,924	6,628	4,003
Ceylon . . .	2,051	3,024	2,674	2,087	1,930	12,340	10,070	9,601	5,458	3,846
Straits Settlements (including Labuan) . . .	12,748	7,487	6,415	17,217	57,343	23,270	22,430	13,264	52,355	95,203
Hongkong . . .	4,149	7,386	5,022	9,269	9,561	4,210	8,650	5,052	16,336	7,726
Natal . . .	3	324	7	328	608	40	4,990	100	890	2,865
Zanzibar and Pemba . . .	2,512	558	12,440	4,410
Canada :										
Via Atlantic Coast	4	1	4,426	230	4	12,406
„ Pacific „ . . .	32	755	210	590	4,088	1,040
South Australia (including Northern Territory)	100	1,560
Victoria . . .	530	2,916	100	18	2	5,860	20,260	1,888	260	15
New South Wales . . .	320	1,093	282	..	4	2,950	17,140	675	..	35
Queensland	2	45
Australian Commonwealth (Total) . . .	850	4,899	484	13	6	8,840	43,400	4,168	260	60
Other British Possessions . . .	25	61	95	195	9	390	950	838	510	7
TOTAL BRITISH EMPIRE	357,195	734,466	125,015	285,685	417,175	15,56,280	57,91,800	10,40,497	14,36,002	18,00,884
Germany	441	14,430	3,916	1,452	17,873	22,562
Belgium	14	58	1	328	..	70	1,393	23	3,017
France . . .	2,200	3,137	4,051	4,905	7,486	15,750	25,860	52,412	46,447	75,361
Switzerland . . .	729	10,887	4,670	8,476	8,278	3,260	1,36,030	53,400	94,392	70,020
Italy . . .	988	3,588	733	66	17,432	9,780	38,330	9,916	595	21,425
Austria . . .	144	1,219	1	8,105	42,145	70	10,660	10	12,433	63,385
Hungary
Czechoslovakia	75	..	47	1,020	..	383
Turkey, European	7,161	..	3	2,05,890	..	25	..
Turkey, Asiatic
Persian Gulf . . .	269	285	730	1,840
Persia . . .	2	12	395	71	15	10	200	2,542	158	84
China (exclusive of Hong- kong and Macao) . . .	390	38	508	5,920	1,901	1,470	80	968	16,120	2,856
Japan . . .	47,134	51,020	9,760	32,714	183,518	65,120	46,820	10,104	53,568	2,25,727
United States of America—										
Via Atlantic Coast . . .	235,257	256,821	21,491	15,597	37,386	19,00,020	42,98,730	3,31,030	76,186	2,25,179
„ Pacific „ . . .	24,251	3,198	3,600	9,128	3,122	2,15,300	23,090	29,888	46,021	13,346
Other Foreign Countries . . .	58	181	134	206	347	400	890	923	1,160	1,480
TOTAL FOREIGN COUNTRIES	311,397	336,561	45,997	99,634	305,931	22,21,810	47,91,440	5,91,038	3,64,001	7,34,726

* Included in Turkey, Asiatic prior to 1921-22.
(a) Duty was collected on R5,84,800 in 1919-20, on R3,16,647 in 1921-22, and on R19,18,891 in 1923-24.

ARTICLES, AND COUNTRIES OF CONSIGNMENT; ALSO SHARE OF EACH PROVINCE	QUANTITY					VALUE				
	1919-20	1920-21	1921-22	1922-23	1923-24	1919-20	1920-21	1921-22	1922-23	1923-24
						R	R	R	R	R
Boots and Shoes—continued										
<i>Total Boots and Shoes—continued</i>	Pairs	Pairs	Pairs	Pairs	Pairs					
Share of Bengal	171,600	198,995	32,379	70,669	100,246	8,13,010	16,83,020	3,02,131	2,89,929	3,58,31
“ Bombay	196,518	347,053	47,965	78,133	123,193	14,23,430	45,47,720	4,75,166	6,90,591	7,73,90
“ Sind	62,180	157,932	20,030	49,679	65,929	3,48,710	17,15,670	1,60,274	1,86,562	2,23,64
“ Madras	17,420	27,642	12,143	14,531	18,336	1,10,760	2,62,640	88,537	1,07,121	87,62
“ Burma	220,374	339,402	89,345	172,377	414,872	10,82,130	23,74,190	5,25,447	6,26,700	11,01,13
TOTAL	668,692	1,071,029	171,912	385,319	723,106	37,78,090(a)	1,05,83,240	15,41,555	18,00,993	25,44,601
Bristles and Fibre for brushes and brooms—										
<i>Bristles (I. S.)—</i>	Cwts.	Cwts.	Cwts.	Cwts.	Cwts.					
United Kingdom	33	135	92	5	13	13,000	16,790	7,339	6,505	8,270
Other British Possessions	10	4	198
TOTAL BRITISH EMPIRE	33	135	92	5	23	13,000	16,790	7,339	6,509	8,468
Germany	1	445
Philippine Islands and Guam	10	3,515
Japan	4	1,520
TOTAL FOREIGN COUNTRIES	4	11	1,520	3,966
Share of Bengal	34	3	44	6	25	11,140	4,980	6,892	6,565	12,108
“ Bombay	3	110	48	..	9	3,380	11,410	1,447	..	320
“ Madras	22	400
“ Burma	4	..
TOTAL	37	135	92	5	34	14,520	16,790	7,339	6,509	12,428
<i>Fibre (II. S.)—</i>	Cwts.	Cwts.	Cwts.	Cwts.	Cwts.					
United Kingdom	150	18	13	14	31	13,530	16,570	3,005	3,550	5,414
Ceylon	287	85	153	132	477	4,500	11,120	3,243	1,618	3,055
Other British Possessions	2	2	..	40	84	..
TOTAL BRITISH EMPIRE	439	103	166	148	508	18,070	27,690	6,248	5,261	8,369
Germany	21	5	1,071	3,565	2,432
Netherlands	10	547
Japan	59	1	7,200	3,300
United States of America— Vld Atlantic Coast	130	14,440	40	1,269
TOTAL FOREIGN COUNTRIES	189	1	..	21	15	21,640	3,400	2,340	3,565	2,970
Share of Bengal	209	8	12	123	41	23,660	22,540	4,386	6,566	1,770
“ Bombay	145	40	10	22	460	12,030	7,390	2,191	2,558	9,791
“ Sind	10	547
“ Madras	273	56	143	22	12	4,030	660	1,261	128	240
“ Burma	1	..	1	2	..	10	..	150	84	..
TOTAL	629	104	166	169	523	39,710	31,090	8,588	8,826	12,348(b)
<i>Total Bristles and Fibre for brushes and brooms—</i>	Cwts.	Cwts.	Cwts.	Cwts.	Cwts.					
United Kingdom	183	153	105	19	44	26,530	33,300	10,344	10,064	13,084
Ceylon	287	85	153	132	487	4,500	11,120	3,243	1,618	4,153
Other British Possessions	2	2	..	40	88	..
TOTAL BRITISH EMPIRE	472	238	258	153	531	31,070	44,420	13,587	11,770	17,237
Germany	21	6	1,071	3,565	2,877
Netherlands	10	547
Philippine Islands and Guam	10	3,516
Japan	63	1	8,720	3,300
United States of America— Vld Atlantic Coast	130	14,440	40	1,269
TOTAL FOREIGN COUNTRIES	103	1	..	21	26	23,160	3,400	2,340	3,565	6,939
Share of Bengal	243	11	66	123	66	34,780	27,520	10,878	12,661	13,878
“ Bombay	148	160	58	22	469	15,410	19,300	3,628	2,558	10,171
“ Sind	10	547
“ Madras	273	78	143	22	12	4,030	1,000	1,261	128	240
“ Burma	1	..	1	2	..	10	..	150	88	..
TOTAL	665	239	258	174	557	54,230	47,820	16,927	15,935	24,770

(a) Duty was collected on ₹36,752 in 1919-20.
(b) Duty was collected on ₹12,133 in 1923-24.

No. 13—continued

ARTICLES, AND COUNTRIES OF CONSIGNMENT; ALSO SHARE OF EACH PROVINCE	QUANTITY					VALUE				
	1910-20	1920-21	1921-22	1922-23	1923-24	1910-20	1920-21	1921-22	1922-23	1923-24
Brushes and Brooms—										
Paint and varnish brushes (III. V)—	Dozens	Dozens	Dozens	Dozens	Dozens	R	R	R	R	R
United Kingdom	5,697	18,487	16,386	29,102	26,742	70,560	8,08,400	2,88,284	8,25,567	3,12,039
South Australia (including Northern Territory)	90	5,080
Victoria	65	1,756
New South Wales	122	3,000
Australian Commonwealth (Total)	212	65	8,080	1,756
Other British Possessions	16	155	24	181	28	160	350	551	540	390
TOTAL BRITISH EMPIRE	5,713	18,804	16,475	29,374	26,768	79,710	3,11,830	2,85,891	8,26,107	3,13,329
Germany	4,889	1,699	19,165	30,214	..	41,610	11,682	51,204	50,062
Belgium	959	40	9	3	..	6,040	1,040	48	36
France	860	40	27	3,170	1,100	217
Austria	1,309	1,800
Japan	4,927	3,302	155	86	2,457	5,620	7,170	685	741	1,078
United States of America—										
Via Atlantic Coast	1,996	3,689	906	1,663	515	16,400	44,520	14,507	13,112	5,837
„ Pacific „	38	62	..	72	..	1,540	3,990	..	2,035	..
Other British Possessions	41	76	36	60	805	14
TOTAL FOREIGN COUNTRIES	7,316	12,941	2,841	21,071	34,561	26,730	1,04,480	27,894	67,945	65,643
Share of Bengal	4,179	6,991	6,577	8,453	12,909	47,030	1,20,790	1,24,602	1,39,602	1,45,606
„ Bombay	1,374	11,727	8,638	27,624	25,493	16,100	1,48,690	1,02,172	1,62,768	1,17,578
„ Sind	4,139	4,674	737	4,146	10,373	10,820	39,920	10,411	22,622	28,970
„ Madras	1,593	3,431	1,426	7,097	8,138	15,020	31,980	35,191	38,043	40,593
„ Burma	1,744	4,872	2,038	3,085	3,916	17,470	74,860	40,909	31,117	45,625
TOTAL	13,029	31,745	19,316	50,445	61,329	1,06,440	4,16,260	3,13,285	3,94,052	3,78,972
Toilet Brushes (III. V)—	Dozens	Dozens	Dozens	Dozens	Dozens					
United Kingdom	11,544	20,687	2,269	2,769	6,928	61,800	1,70,060	30,688	41,573	61,200
Straits Settlements (including Labuan)	519	620	985	2,040	441	620	920	1,954	576	586
Hongkong	3,767	2,615	6,657	59,464	15,587	2,710	1,840	3,576	27,189	6,841
Other British Possessions	11	98	..	1	..	60	566	..	16
TOTAL BRITISH EMPIRE	16,830	23,933	10,010	65,202	22,955	65,130	1,72,880	42,784	69,338	67,732
Germany	1,029	225	3,299	20,330	..	10,220	1,620	10,087	60,005
Belgium	16	123	184	..	240	100	1,370	1,568	..	1,094
France	172	555	26	180	1,332	100	9,350	720	777	6,968
Czechoslovakia	39	65	317	230	351	1,485
China (exclusive of Hong- kong and Macao)	1,768	42	1,232	59
Japan	180,161	48,428	1,160	217	6,109	2,27,720	1,25,450	2,389	1,201	2,026
United States of America—										
Via Atlantic Coast	10,519	25,927	949	7,994	14,787	75,870	2,21,019	11,582	65,498	1,21,340
„ Pacific „	9	262	80	2,420	6
Other Foreign Countries	86	35	1	134	95	40	40	12	771	581
TOTAL FOREIGN COUNTRIES	190,913	76,800	2,540	18,605	43,342	3,03,950	3,69,860	18,977	79,667	2,00,389
Share of Bengal	31,730	34,341	1,376	4,507	18,137	99,910	2,37,500	15,268	32,762	78,813
„ Bombay	130,930	36,327	891	6,562	17,464	1,97,380	1,63,630	6,177	43,416	74,190
„ Sind	2,400	4,940	560	1,734	7,044	21,420	48,730	7,979	19,742	61,163
„ Madras	4,790	3,826	581	1,066	2,701	7,860	37,020	8,252	13,213	22,258
„ Burma	36,803	20,859	9,142	64,938	20,951	42,550	55,860	23,185	40,133	38,097
TOTAL	206,743	160,293	12,550	78,807	68,297	3,69,080	5,42,740	60,861(a)	1,49,205	2,58,121(a)

(a) Duty was collected on Rs 60,634 in 1921-22 and on Rs 58,116 in 1923-24.

ARTICLES, AND COUNTRIES OF CONSIGNMENT; ALSO SHARE OF EACH PROVINCE	QUANTITY					VALUE				
	1919-20	1920-21	1921-22	1922-23	1923-24	1919-20	1920-21	1921-22	1922-23	1923-24
						R	R	R	R	R
Brushes and Brooms—contd.										
<i>Brushes—continued</i>										
Other brushes (III. V)—	Dozens	Dozens	Dozens	Dozens	Dozens					
United Kingdom	27,926	37,329	17,197	21,079	30,042	2,62,000	4,73,180	2,40,375	2,91,775	2,48,78
Straits Settlements (including Labuan)	5	206	25	25	23	20	1,050	185	201	8
Hongkong	2,171	1,259	1,821	3,233	1,441	1,020	1,580	1,724	3,112	2,01
Western Australia	123	2,510
South Australia (including Northern Territory)	377	3,530
Victoria	36	510
<i>Australian Commonwealth (Total)</i>	536	6,550
New Zealand (including Nauru and Br. Samoa).	59	1,010	..
Other British Possessions	62	18	297	84	52	970	230	1,155	510	59
TOTAL BRITISH EMPIRE	30,164	39,348	19,340	24,480	31,558	2,64,910	4,83,490	2,43,439	2,06,608	2,51,48
Germany	730	10,035	23,537	46,788	..	5,870	41,448	91,007	1,11,67
France	109	303	..	278	..	930	7,254	..	73
Switzerland	1	7	564	10	88	1,565	..
Italy	413	164	1,080	1	..	5,250	1,654	1,064	10
Austria	42	1,816	399	1,150	..	240	7,010	575	3,854
Hungary	175	1,760
China (exclusive of Hongkong and Macao)	250	352	1,596	2,799	852	90	770	2,163	3,752	1,177
Japan	47,472	27,856	1,356	13,641	17,682	1,23,560	80,180	7,436	34,346	39,951
United States of America—										
<i>Vid Atlantic Coast</i>	6,881	12,966	279	3,950	4,056	51,090	1,58,720	4,304	27,162	42,541
<i>" Pacific "</i>	11	46	70	1	620
Other Foreign Countries	52	10	2	48	..	380	250	28	211
TOTAL FOREIGN COUNTRIES	54,614	42,521	15,741	45,972	70,910	1,74,810	2,47,350	73,871	1,59,500	2,00,971
<i>Share of Bengal</i>	21,056	9,913	4,408	7,741	9,574	1,26,410	1,53,200	54,101	1,28,038	76,301
<i>" Bombay</i>	64,170	64,691	23,063	42,831	72,417	2,64,720	4,62,510	2,11,161	2,37,558	2,74,601
<i>" Sind</i>	1,026	4,016	1,487	2,193	3,645	9,170	40,720	10,066	14,609	18,291
<i>" Madras</i>	3,686	3,209	2,067	6,816	8,449	26,360	35,490	29,749	37,522	33,474
<i>" Burma</i>	4,331	10,041	4,058	10,371	8,333	13,060	33,860	12,234	38,951	44,694
TOTAL	84,778	81,869	35,081	70,452	162,468	4,39,720	7,30,840	3,17,310	4,56,108	4,52,463
Brooms (III. V)—	Dozens	Dozens	Dozens	Dozens	Dozens					
United Kingdom	1,776	1,660	507	1,291	40,925	25,690	24,060	11,052	14,131	18,324
Ceylon	160	1,359	901	171	105	350	480	1,226	306	560
Straits Settlements (including Labuan)	67,647	66,221	102,779	108,283	80,046	11,400	11,060	16,761	19,142	11,952
Hongkong	3,161	3,439	1,860	1,858	2,536	3,730	3,680	4,119	5,174	5,173
Other British Possessions	9	30
TOTAL BRITISH EMPIRE	72,744	72,679	106,056	111,603	123,612	41,070	39,280	33,188	38,753	36,018
United States of America—										
<i>Vid Atlantic Coast</i>	274	71	155	18	49	3,340	2,490	2,144	697	1,611
<i>" Pacific "</i>	4	4	..	90	11	..
Other Foreign Countries	383	24	273	75	310	220	180	294	294	671
TOTAL FOREIGN COUNTRIES	661	95	428	97	368	3,650	2,670	2,438	1,002	2,282
<i>Share of Bengal</i>	1,069	287	208	632	135	18,120	2,800	4,387	3,486	1,931
<i>" Bombay</i>	598	671	408	473	451	6,870	10,080	3,847	6,171	6,076
<i>" Sind</i>	103	109	3	99	152	8,460	3,170	215	2,205	3,225
<i>" Madras</i>	210	263	250	116	129	9,810	2,000	1,621	1,950	1,141
<i>" Burma</i>	71,395	71,444	105,616	110,375	123,113	18,470	23,760	26,556	26,843	25,627
TOTAL	73,405	72,774	106,484	111,706	123,080	44,720	41,950	35,626	39,755	38,310

No. 13—continued

ARTICLES, AND COUNTRIES OF CONSIGNMENT; ALSO SHARE OF EACH PROVINCE	QUANTITY					VALUE				
	1919-20	1920-21	1921-22	1922-23	1923-24	1919-20	1920-21	1921-22	1922-23	1923-24
rushes and Brooms <i>—concluded</i>						R	R	R	R	R
Mat Brushes and Brooms—	Dozens	Dozens	Dozens	Dozens	Dozens					
United Kingdom	46,043	78,113	36,350	54,352	104,085	4,29,850	9,70,700	5,71,399	6,73,046	6,31,338
Ceylon	200	1,398	947	189	140	860	780	2,013	674	1,241
Straits Settlements (including Labuan)	68,179	67,040	103,790	111,257	60,510	12,000	13,940	18,900	19,919	12,627
Federated Malay States	1,259	1,580
Hongkong	9,099	6,174	10,339	64,593	19,564	7,460	5,600	9,422	35,493	13,032
Western Australia	123	2,510
South Australia (including Northern Territory)	467	98	8,611	505
Victoria	36	73	..	1	..	510	1,772	..	15
New South Wales	122	1	3,000	14
<i>Australian Commonwealth (Total)</i>	748	172	..	1	..	14,630	2,352	..	15
New Zealand (including Nauru and Br. Samoa)	59	1,010	..
Other British Possessions	30	28	274	209	43	560	250	716	664	310
TOTAL BRITISH EMPIRE	124,451	154,764	151,581	230,659	204,893	4,50,620	10,07,480	6,04,802	7,30,806	6,58,563
Germany	6,648	11,959	46,001	97,364	..	57,700	54,745	1,52,248	2,34,934
Belgium	16	1,091	141	9	257	100	7,600	1,670	48	2,048
France	532	704	369	130	1,637	3,360	11,380	9,014	777	7,913
Switzerland	1	7	564	10	88	1,565	..
Italy	413	164	1,146	37	..	5,250	1,654	1,839	24
Austria	42	1,816	527	2,563	..	240	7,010	1,251	6,181
Hungary	175	1,760
Czechoslovakia	30	..	338	230	..	1,683
China (exclusive of Hongkong and Macao)	617	852	1,904	4,626	1,154	236	770	2,403	5,023	1,398
Japan	232,575	79,608	2,681	13,968	26,365	3,56,970	2,12,970	10,462	36,540	43,180
United States of America—										
<i>Via Atlantic Coast</i>	19,670	42,053	2,289	13,625	19,407	1,46,700	4,21,740	32,087	1,06,460	1,71,339
<i>" Pacific "</i>	57	825	..	76	46	1,730	6,410	6	2,047	620
Other Foreign Countries	37	80	6	75	13	50	240	51	507	73
TOTAL FOREIGN COUNTRIES	253,504	131,917	21,550	80,745	140,181	5,09,140	7,24,810	1,22,280	3,08,314	4,60,203
<i>Share of Bengal</i>	58,094	51,532	12,557	21,373	10,755	2,26,470	5,14,410	1,28,858	3,03,728	3,02,555
<i>" Bombay "</i>	187,072	103,416	32,900	77,495	115,325	4,85,070	7,84,910	3,23,357	4,50,242	4,73,135
<i>" Sind "</i>	7,758	13,738	2,787	3,172	21,714	44,850	1,32,540	28,070	69,178	1,04,956
<i>" Madras "</i>	10,818	10,779	4,324	15,095	19,417	53,040	1,06,580	74,313	89,828	1,03,071
<i>" Burma "</i>	114,778	107,216	120,358	159,269	156,363	91,530	1,93,380	1,01,884	1,36,144	1,44,039
TOTAL	377,955	286,681	173,431	311,404	354,074	9,59,060	17,31,700	7,27,082	10,39,120	11,27,856
Building and Engineering materials, other than of iron, steel or wood—										
Asphalt (II. B)—	Tons	Tons	Tons	Tons	Tons					
United Kingdom	1,883	4,466	1,167	1,744	1,846	1,62,960	5,04,150	2,02,889	2,58,014	2,72,155
Mesopotamia*	25	1,485
Ceylon	50	3,640	87
Straits Settlements (including Labuan)	171	100	3	15,800	5,800	779
Egypt†	6	600	..
British West India Islands	1,598	2,500	940	3,12,654	3,87,844	1,24,409
TOTAL BRITISH EMPIRE	1,854	4,616	2,768	4,250	2,811	1,78,760	5,18,590	5,16,362	6,46,458	3,98,130
Germany	175	161	454	18,370	14,879	47,200
Netherlands	192	19,192
Belgium	50	229	7,337	27,882
Italy	15
Spain	805	600	1,06,390	74,650
United States of America—										
<i>Via Atlantic Coast</i>	863	63	213	1,398	2,904	1,06,690	27,000	46,644	2,35,073	5,15,328
<i>" Pacific "</i>	215	1,221	1,602	600	672	40,310	2,55,290	2,87,789	67,700	1,13,733
TOTAL FOREIGN COUNTRIES	1,078	2,109	2,695	2,709	4,451	2,37,000	3,88,680	4,27,333	3,24,959	7,28,350

GENERAL IMPORTS

(100)

No. 13—continued

ARTICLES, AND COUNTRIES OF CONSIGNMENT; ALSO SHARE OF EACH PROVINCE	QUANTITY					VALUE				
	1919-20	1920-21	1921-22	1922-23	1923-24	1919-20	1920-21	1921-22	1922-23	1923-24
Building and Engineering materials, other than of iron, steel, or wood—contd.										
Asphalt (II. B)—continued	Tons	Tons	Tons	Tons	Tons	R	R	R	R	R
Share of Bengal	2,689	4,383	2,700	3,044	2,022	3,80,060	6,77,610	4,60,081	3,86,771	2,33,711
" Bombay	50	1,332	2,447	3,508	4,600	6,270	1,58,720	4,52,546	6,55,243	7,56,913
" Sind	6	50	10	3	175	710	10,260	1,443	1,570	17,345
" Madras	169	281	125	337	274	26,820	29,710	26,435	25,006	35,733
" Burma	18	173	19	17	191	1,900	25,970	3,198	2,867	26,699
TOTAL	2,932	6,725	5,361	6,959	7,262	4,15,760	9,02,270	9,43,705	9,71,447	11,21,486
Bricks—										
Bricks (other than fire bricks (III. V)—	No.	No.	No.	No.	No.					
United Kingdom	85,960	842,396	98,724	327,061	19,114	24,120	2,09,680	42,486	86,472	8,047
Hongkong	5,048	116,200	420	25,292
Other British Possessions	23,212	16,145	..	72	..	1,070	160	..	200	..
TOTAL BRITISH EMPIRE	114,172	862,589	214,924	327,133	19,114	25,190	2,10,260	67,778	86,672	8,047
Germany	37,744	2,106	10,300	44,071	11,930	7,040
Belgium	8,400	13,188	10,105	14,771	..
Italy	30	..	115,204	20	..	16,465	..
Czechoslovakia	—	—	2,045	—	—	1,195
United States of America—										
Via Atlantic Coast	6,000	162	456	1,293	..	13,410	1,807	781	13,113
" Pacific	24,200	9,532	..
Other Foreign Countries	3,200	430	21,030	108	1,120	70	..	873	10	134
TOTAL FOREIGN COUNTRIES	3,200	6,430	69,881	155,262	12,713	70	13,430	58,051	53,439	20,287
Share of Bengal	61,416	259,330	61,269	108,912	10,525	18,270	95,000	75,063	59,820	18,203
" Bombay	15,400	390,836	187,950	371,744	18,827	3,370	1,01,360	43,877	76,919	9,761
" Sind	240	200	100	295	..
" Madras	25,556	28,553	13,856	48	1,354	490	4,560	6,949	124	235
" Burma	25,000	160,250	21,000	1,489	1,121	3,170	22,880	840	2,953	135
TOTAL	117,372	869,019	284,305	482,397	31,827	25,260	2,23,690	1,25,829	1,40,111	28,334(a)
Firebricks (III. V)—										
United Kingdom	1,071,973	3,258,032	2,942,734	2,171,970	1,736,340	2,12,970	8,40,730	10,99,658	6,70,779	4,76,872
Victoria	200	12
New South Wales	4,029	5,949	14,995	5,061	..	6,260	10,970	38,628	12,266	..
Australian Commonwealth (Total)	4,029	5,979	15,195	5,061	..	6,260	10,970	38,640	12,266	..
Other British Possessions	1,630	3,509	54	635	1,500	750	890	40	385	439
TOTAL BRITISH EMPIRE	1,077,632	3,267,520	2,957,983	2,177,666	1,737,840	2,19,980	8,52,590	11,38,338	6,92,430	4,76,306
Germany	48,610	23,850	32,668	22,836
Belgium	2,774	2,528
Italy	23,118	53,730
Japan	16,212	12	52	72	1,240	4,420	140	157	174	528
United States of America—										
Via Atlantic Coast	544	136,949	19,224	10,130	480	300	1,06,020	12,923	4,600	192
Other Foreign Countries	200	1,380	6	80	280	100
TOTAL FOREIGN COUNTRIES	16,956	161,459	22,060	58,812	25,385	4,800	1,06,170	15,608	37,342	23,656

(a) Duty was collected on Rs21,294 in 1923-24.

No. 13—continued

ARTICLES, AND COUNTRIES OF CONSIGNMENT; ALSO SHARE OF EACH PROVINCE	QUANTITY					VALUE				
	1919-20	1920-21	1921-22	1922-23	1923-24	1919-20	1920-21	1921-22	1922-23	1923-24
Building and Engineering materials, other than of iron, steel, or wood—continued										
<i>Firebricks (III. V)—contd.</i>	No.	No.	No.	No.	No.	Rs	Rs	Rs	Rs	Rs
Share of Bengal	210,842	722,582	735,089	455,968	380,651	66,330	3,37,850	3,86,431	2,14,315	1,42,034
" Bombay	329,380	1,082,775	685,066	656,716	592,087	63,830	2,45,310	2,43,222	2,01,803	1,89,214
" Sind	26,923	368,868	129,999	29,198	15,239	4,360	89,670	45,135	10,400	3,036
" Madras	63,379	216,825	216,768	216,676	70,558	16,910	81,110	92,395	70,306	24,123
" Burma	456,071	1,040,929	1,213,111	977,620	704,390	74,450	2,46,820	3,86,263	2,32,948	1,41,507
TOTAL	1,094,588	3,428,979	2,980,038	2,236,478	1,763,225	2,24,780	10,12,760	11,63,046	7,29,772	4,99,961
Cement—										
Portland (III. V)—	Tons	Tons	Tons	Tons	Tons					
United Kingdom	67,077	120,186	78,128	96,269	95,224	67,59,000	1,27,07,220	94,18,802	70,45,480	62,81,475
Mesopotamia*	—	—	—	—	—	—	—	—	10	—
Ceylon	146	208	278	238	277	24,980	26,570	34,815	20,567	19,111
Straits Settlements (including Labuan)	55	21	671	560	274	5,700	3,340	65,429	46,088	21,927
Hongkong	4,064	2,536	7,130	2,931	668	3,71,580	2,88,710	8,87,451	2,86,875	40,750
TOTAL BRITISH EMPIRE	71,342	122,951	86,207	100,018	96,443	71,82,200	1,31,15,830	1,08,50,997	79,48,917	63,63,263
Sweden	3	2	1,460	985	483	240	150	1,17,740	69,400	24,879
Norway	176	6,239	2,198	14,061	3,63,369	1,24,676
Denmark	620	1,405	632	53,201	66,885	37,416
Germany	..	256	6,735	13,193	7,776	..	29,000	6,16,120	9,78,182	4,50,453
Netherlands	..	42	134	614	67	..	3,440	10,589	63,114	3,707
Belgium	170	2,447	3,850	4,758	1,976	11,280	1,77,780	8,36,909	3,29,673	1,18,033
Luxemburg	—	—	..	42	..	—	—	..	2,500	..
France	943	632	60	21	..	62,020	39,320	6,696	1,858	..
Italy	2	42	1,064	1,650	1,016	170	4,660	90,421	1,17,063	1,11,892
Austria	708	583	4	120	69,270	57,765	48,411	250
Hungary	2	644
Czechoslovakia	687	21	100	44,239	1,800	12,041
Serb-Croat Slovene State (Jugo-Slavia)	502	502	39,014	33,000
Sumatra	100	6,250
Java	64	2,800
Indo-China (including Cochin-China, Cambodia, Annam, Tonkin and French leased territories in China)	167	14,000
Japan	3,768	407	17,559	4,224	87	4,64,690	44,150	15,66,638	3,09,449	4,013
United States of America—										
<i>Vid Atlantic Coast</i>	999	97	76	33	38	1,01,450	11,950	17,084	3,621	6,822
Other Foreign Countries	1	3	100	200
TOTAL FOREIGN COUNTRIES	5,888	4,469	33,286	33,260	16,915	6,40,070	8,79,720	20,47,303	24,04,229	9,35,430
Share of Bengal	32,283	62,801	57,351	61,777	43,694	34,50,120	66,77,590	63,45,191	47,08,107	28,11,355
" Bombay	20,734	26,330	22,061	17,248	11,724	19,97,670	27,44,830	23,46,946	11,60,122	6,55,804
" Sind	5,639	9,714	4,291	8,738	9,401	5,84,030	8,99,770	4,15,926	6,39,862	6,00,499
" Madras	8,884	3,384	13,086	15,509	21,298	9,07,460	9,89,020	15,69,516	14,69,132	14,20,343
" Burma	9,690	20,191	22,804	26,996	26,341	5,62,970	21,93,040	26,20,721	23,76,923	18,10,662
TOTAL	77,280	127,420	119,593	133,268	112,458	78,02,270	1,34,95,550	1,32,98,300	1,03,58,146	72,08,693(a)
Other covering (III. V)—	Tons	Tons	Tons	Tons	Tons					
United Kingdom	5	79	47	36	70	1,570	20,720	25,740	9,051	8,220
Other British Possessions	1	780	110	..	954	413
TOTAL BRITISH EMPIRE	6	79	47	36	70	2,350	20,830	25,740	10,005	8,633
Share of Bengal	3	1	25	270	3,140	15,494
" Bombay	1	..	6	370	..	1,570
" Sind	2	560
" Madras	..	11	..	8	12	310	3,010	..	2,091	2,223
" Burma	2	67	17	23	56	1,440	14,580	8,676	7,911	5,850
TOTAL	6	79	47	36	70	2,350	20,830	25,740	10,005	8,633

* Included in Turkey, Asiatic, prior to 1921-22.
(a) Duty was collected on 372,02,653 in 1923-24.

ARTICLES AND COUNTRIES OF CONSIGNMENT; ALSO SHARE OF EACH PROVINCE.	QUANTITY					VALUE				
	1919-20	1920-21	1921-22	1922-23	1923-24	1919-20	1920-21	1921-22	1922-23	1923-24
Building and Engineering materials, other than of iron, steel, or wood—continued.						R	R	R	R	R
<i>Cement—continued</i>										
Other kinds (III F)—	Tons	Tons	Tons	Tons	Tons					
United Kingdom	8,356	3,018	1,711	660	445	8,34,870	3,00,580	2,29,405	1,82,184	1,34,009
Ceylon	7	81	13	7	1	1,330	5,450	2,033	1,416	1,227
Straits Settlements (including Labuan)	70	17	331	10	4	8,000	2,100	28,557	1,000	269
Hongkong	503	..	103	48,580	..	20,145
Other British Possessions	50	29	..
TOTAL BRITISH EMPIRE	8,836	3,056	2,123	677	450	8,93,380	4,04,130	2,80,190	1,84,629	1,35,505
Denmark	10	..	4	3,072	..	1,965
Germany	3	238	51	5	..	1,170	23,191	5,305	2,876
Belgium	167	53	1,203	18	1	9,250	4,780	1,10,613	4,631	318
France	47	8	..	31	..	4,290	1,323	275	3,240
Austria	4	148	420	13,770
Hungary
Japan	3,376	3	1,277	14	..	5,08,240	100	1,06,371	973	..
Sumatra	50	3,000
United States of America— Via Atlantic Coast	188	28	8	34	66	43,710	11,690	3,747	6,340	15,886
„ Pacific „	3	..	7	1,020	270	2,883	50	..
Other Foreign Countries	1	1	..	17	2	150	120	136	1,311	1,017
TOTAL FOREIGN COUNTRIES	5,734	136	2,064	134	159	5,62,370	22,940	2,65,705	18,976	23,302
<i>Shore of Bengal</i>	12,717	443	1,289	304	104	12,49,840	66,960	1,19,719	96,020	71,108
„ Bombay	430	361	2,806	158	25	43,130	51,230	2,61,179	25,177	12,235
„ Sind	250	1,964	0	33	54	25,100	1,66,760	1,493	2,331	9,378
„ Madras	338	281	637	48	27	49,130	74,540	97,744	13,296	16,217
„ Burma	835	179	250	268	399	94,490	67,580	66,760	66,760	54,869
TOTAL	14,570	3,222	5,087	811	609	14,55,750	4,37,070	5,46,895	2,03,604	1,63,807
Al Cement—	Tons	Tons	Tons	Tons	Tons					
United Kingdom	75,337	123,283	79,680	96,985	95,730	75,96,400	1,32,14,520	90,68,447	78,30,715	64,23,704
Ceylon	154	259	391	245	278	26,670	32,130	36,848	22,937	20,751
Straits Settlements (including Labuan)	125	38	902	570	278	14,300	5,440	93,986	47,985	22,196
Hongkong	4,566	2,530	7,298	2,931	668	4,20,160	2,88,700	6,57,506	2,35,875	40,750
Other British Possessions	1	500	..	50	39	..
TOTAL BRITISH EMPIRE	80,183	126,116	88,377	100,731	96,903	80,57,930	1,35,40,790	1,06,56,927	81,45,551	65,07,401
Sweden	4	2	1,460	965	483	390	150	1,17,740	69,400	24,898
Norway	176	5,239	2,198	14,061	3,63,359	1,24,076
Denmark	630	1,405	630	56,873	86,885	39,380
Germany	258	6,973	13,244	7,781	..	30,170	6,30,311	9,83,577	4,53,329
Netherlands	42	134	622	68	..	3,440	10,600	63,751	4,302
Belgium	338	2,500	5,118	4,776	1,977	20,530	1,82,500	4,47,521	3,34,204	1,18,351
Luxemburg	42	2,500	..
France	942	579	68	21	31	62,020	43,610	8,019	2,133	3,240
Italy	2	43	1,064	1,659	1,017	170	4,780	90,444	1,17,728	1,12,292
Austria	946	583	4	71,525	48,411	250
Hungary	2	648	120	69,690
Czechoslovakia	687	21	169	44,239	1,800	12,041
Serb-Croat Slovene State (Jugo-Slavia)	302	502	39,014	33,000
Sumatra	150	8,260
Java	64	2,802
Indo-China (including Cochinchina, Cambodia, Annam, Tonkin, and French leased territories in China)	167	14,000
Japan	9,145	410	18,836	4,238	87	9,72,930	44,350	16,74,909	3,10,422	4,013
United States of America— Via Atlantic Coast	1,187	123	84	67	104	1,45,160	23,640	20,781	9,961	22,705
„ Pacific „	1	..	7	1,020	270	2,883	50	..
Other Foreign Countries	1	3	100	..	93	9	200
TOTAL FOREIGN COUNTRIES	11,622	4,605	36,350	33,384	16,174	12,02,440	4,02,600	32,13,008	24,23,204	9,63,732

No. 13—continued

ARTICLES, AND COUNTRIES OF CONSIGNMENT; ALSO SHARE OF EACH PROVINCE	QUANTITY					VALUE				
	1910-20	1920-21	1921-22	1922-23	1923-24	1910-20	1920-21	1921-22	1922-23	1923-24
Building and Engineering materials, other than of iron, steel, or wood— continued						R	R	R	R	R
Cement—concluded										
Total Cement—continued	Tons	Tons	Tons	Tons	Tons					
Share of Bengal	45,009	63,245	53,653	62,081	43,798	46,94,170	67,47,990	64,80,404	48,04,127	28,82,493
.. Bombay	21,168	26,691	24,879	17,406	11,749	30,41,170	27,96,060	26,09,695	11,55,299	6,68,039
.. Sind	5,838	11,678	4,297	3,771	9,457	6,09,910	10,66,530	4,17,419	6,42,193	6,10,437
.. Madras	9,223	8,676	13,723	15,565	21,337	9,66,920	10,67,570	16,67,960	14,84,522	14,38,783
.. Burma	10,527	20,431	23,177	27,292	26,796	9,68,900	22,75,300	24,95,167	24,60,614	18,71,381
TOTAL	91,805	130,721	124,727	134,116	113,137	92,60,370	1,39,48,450	1,38,69,936	1,05,06,766	74,71,133
Clay and lime, excluding rench chalk (III V)—	Cwts.	Cwts.	Cwts.	Cwts.	Cwts.					
United Kingdom	50,057	19,283	26,797	35,078	27,028	98,900	49,640	62,730	82,094	61,349
Other British Possessions	791	83	223	116	37	1,060	430	1,311	431	195
TOTAL BRITISH EMPIRE	50,848	19,366	27,020	35,194	27,065	99,960	50,070	64,041	82,525	61,544
Native States in Arabia (other than Muskat Territory and Trucial Oman)	108	623	527	..	400	190	770	2,025	..	400
Other Foreign Countries	333	18	..	31	47	2,710	790	..	635	267
TOTAL FOREIGN COUNTRIES	441	641	527	31	447	2,900	1,560	2,025	535	667
Share of Bengal	44,152	15,229	26,241	23,726	21,096	72,160	29,210	54,982	53,264	37,676
.. Bombay	3,796	2,893	650	3,682	4,566	14,960	10,290	6,307	12,986	11,839
.. Sind	797	540	102	1,330	40	3,650	1,740	707	5,960	183
.. Madras	1,779	1,138	270	1,231	1,419	7,100	8,500	2,297	8,930	10,466
.. Burma	765	297	284	356	391	6,000	1,290	1,773	1,930	2,148
TOTAL	51,289	20,007	27,547	35,225	27,512	1,02,860	51,630	66,066	88,060	62,211
Clay (III. V)—	Cwts.	Cwts.	Cwts.	Cwts.	Cwts.					
United Kingdom	48,177	61,017	50,652	43,395	44,230	1,32,190	2,33,740	2,28,046	1,56,656	1,36,833
Federated Malay States	628	3,280
Hongkong	256	57	41	105	..	2,340	360	247	846	..
Other British Possessions	5	76	14	44	93	30	210	39	367	687
TOTAL BRITISH EMPIRE	48,438	61,160	51,335	43,544	44,323	1,34,560	2,34,800	2,31,612	1,57,768	1,37,620
United States of America— Via Atlantic Coast	232	18	54	109	..	2,860	610	335	1,883
Other Foreign Countries	6,084	89	59	147	84	1,560	890	586	914	658
TOTAL FOREIGN COUNTRIES	6,084	321	72	201	193	1,560	3,750	1,176	1,249	2,541
Share of Bengal	5,867	8,937	6,203	5,828	4,939	20,760	43,490	52,666	24,089	21,675
.. Bombay	26,056	22,991	26,227	18,704	22,011	68,510	30,730	1,02,663	66,101	63,632
.. Sind	76	5,119	2,484	884	1,006	470	17,360	12,019	3,122	2,946
.. Madras	1,702	2,628	1,672	3,828	1,268	5,040	13,000	8,467	14,656	5,162
.. Burma	20,772	21,796	15,786	14,431	15,292	41,350	83,490	67,204	61,060	46,747
TOTAL	54,472	61,471	51,407	43,745	44,516	1,36,120	2,38,060	2,32,788	1,69,017	1,40,061
Teles (III. V)—	No.	No.	No.	No.	No.					
United Kingdom	8,456,978	16,408,165	6,541,395	6,929,830	7,397,410	8,77,320	23,55,790	12,81,298	10,03,810	9,12,724
Aden and Dependencies	8,068	7,820	..
Ceylon	78,392	94,245	135,089	69,066	45,100	4,430	8,700	3,791	11,654	1,082
Straits Settlements (including Labuan)	20,998	30,089	5,538	6,350	11,818	5,090	6,800	1,107	1,314	2,506
Hongkong	5,000	..	600	1,660	..	250	..
Other British Possessions	7	9	3	25	..
TOTAL BRITISH EMPIRE	8,562,368	16,537,499	6,682,029	7,013,823	7,454,334	8,26,840	23,72,950	12,36,199	10,24,383	9,16,312

GENERAL IMPORTS

No. 13—continued

ARTICLES, AND COUNTRIES OF CONSIGNMENT; ALSO SHARE OF EACH PROVINCE	QUANTITY					VALUE				
	1919-20	1920-21	1921-22	1922-23	1923-24	1919-20	1920-21	1921-22	1922-23	1923-24
Building and Engineering materials, other than of iron, steel, or wood— continued										
<i>Tiles (III. V)—continued</i>	No.	No.	No.	No.	No.					
Germany	567,948	665,910	845,398	315,813	..	1,95,770	1,56,654	65,464	47,145
Netherlands	24,948	394,859	407,094	389,848	286,484	6,300	1,09,650	97,809	42,390	34,125
Belgium	55,217	1,257,145	1,106,975	1,324,667	1,467,559	80,920	4,58,320	3,18,261	2,70,564	2,97,578
France	334,925	3,111,541	1,257,583	1,810,300	1,307,135	56,800	2,87,300	1,60,229	1,71,653	1,12,098
Italy	635,528	6,803,156	4,438,882	6,401,407	5,001,766	4,46,450	15,03,730	7,53,551	10,43,890	7,15,823
Austria			32,881	76,460	78,400			5,871	4,201	2,182
Hungary
China (exclusive of Hongkong and Macao).	9,000	11,000	5,600	6,150	4,978	1,800	1,800	1,120	1,082	806
Japan	115,386	340,406	76,482	157,877	49,092	29,740	1,00,890	25,878	54,167	10,586
United States of America— Vid Atlantic Coast	30,052	227,243	205,431	29,529	2,000	760	27,350	5,160	1,915	880
Other Foreign Countries	25	144	200	834	..	20	80	19	1,861
TOTAL FOREIGN COUNTRIES	1,205,056	12,713,381	8,246,982	11,041,836	8,514,059	6,22,960	26,84,830	16,24,613	16,55,345	12,29,174
<i>Share of Bengal</i>	310,566	1,747,304	1,551,922	1,236,219	2,185,304	62,390	7,46,410	7,17,008	5,54,674	4,99,760
.. Bombay	7,816,487	23,716,071	10,439,313	13,618,034	11,016,967	12,50,690	38,53,830	15,96,490	17,39,913	13,69,138
.. Sind	1,009,211	2,390,493	945,619	1,983,808	464,205	60,240	1,61,130	1,60,531	72,857	32,064
.. Madras	295,297	282,464	456,188	419,619	331,619	48,460	70,570	89,863	1,08,361	49,848
.. Burma	335,853	1,114,548	1,575,969	1,697,979	1,970,298	58,120	2,26,440	1,96,820	2,02,923	1,44,676
TOTAL	9,767,414	29,250,680	14,969,011	18,055,659	15,068,303	15,09,800	60,57,780	27,60,612	26,79,728	21,45,486
<i>Other kinds (III. V)</i>	Cwts.	Cwts.	Cwts.	Cwts.	Cwts.					
United Kingdom	43,483	82,374	12,956	121,932	29,004	3,76,440	5,61,770	3,57,939	4,52,601	4,61,561
Ceylon	166,523	115,077	29,318	19,552	21,455	17,970	7,700	1,966	3,542	6,371
Straits Settlements (including Labuan)	2,792	1,000	8	168	648	16,360	100	184	140	163
Hongkong	73	..	89	156	26	720	..	695	1,328	284
South Australia (including Northern Territory).	25	9	..	130	60	..
Victoria	215	10,185
New South Wales	1,021	1,437	2	12,800	22,740	180
Australian Commonwealth (Total)	1,046	1,437	2	9	215	12,430	22,740	180	60	10,185
Other British Possessions	10,400	2,309	1,280	..	200	520	1,010	64	..	10
TOTAL BRITISH EMPIRE	224,317	152,257	48,633	141,816	51,637	4,24,440	5,93,380	3,61,028	4,57,669	4,78,574
Norway	4	60	..	260	2,252
Sweden	25	1,040
Denmark	677	5,561
Germany	209	852	160	1,365	9,531	3,758
Netherlands	393	144	10	4,190	4,580	50
Belgium	1,808	3,378	5,569	10,596	2,415	12,600	54,030	88,902	84,921	20,469
France	13,526	200	..	5,460	3,042	267
Switzerland	234	148	..	1	..	8,910	4,221	..	70
Italy	1,260	3,938	18,886	24,124	..	15,890	74,418	1,36,315	2,32,679
Austria	311	3,175
Java	260	4,724	..
Japan	91	7	4	..	1	2,780	1,540	217	..	88
United States of America— Vid Atlantic Coast	5,086	5,204	621	6,817	1,665	1,15,120	1,30,140	81,747	1,31,097	56,904
.. Pacific	9,659	11,160	6,809	1,571	12,565	1,51,290	2,86,850	1,75,956	28,433	2,10,291
Other Foreign Countries	600	1	18	140	2	60	40	18	562	23
TOTAL FOREIGN COUNTRIES	81,138	21,892	16,053	39,322	41,304	2,95,540	5,02,140	3,82,465	3,99,525	5,29,076
<i>Share of Bengal</i>	31,974	38,884	14,771	46,677	30,284	4,68,410	6,36,610	3,61,697	4,35,903	3,98,639
.. Bombay	6,513	9,834	3,777	198,506	11,123	68,480	1,77,910	94,707	1,99,695	1,35,117
.. Sind	750	1,706	1,479	1,819	3,051	15,170	54,750	46,456	46,512	47,786
.. Madras	2,937	10,682	3,788	6,646	13,099	74,830	1,10,390	1,83,821	93,232	1,27,272
.. Burma	207,981	122,703	31,871	23,489	26,384	93,090	1,16,800	56,802	79,862	1,39,736
TOTAL	265,455	173,649	61,680	181,137	92,941	7,19,980	10,95,520	7,43,483	8,57,194	10,08,550

No. 13—continued

ARTICLES, AND COUNTRIES OF CONSIGNMENT; ALSO SHARE OF EACH PROVINCE	QUANTITY					VALUE				
	1919-20	1920-21	1921-22	1922-23	1923-24	1919-20	1920-21	1921-22	1922-23	1923-24
						R	R	R	R	R
Building and Engineering materials other than of iron, steel, or wood— concluded										
<i>Total value of Building and Engineering materials, other than of iron, steel, or wood—</i>										
United Kingdom	—	—	—	—	—	94,81,300	1,79,70,020	1,28,93,493	1,05,56,041	87,52,245
Aden and Dependencies	—	—	—	—	—	120	..	30	7,330	..
Mesopotamia*	—	—	—	—	—	—	—	..	10	1,485
Ceylon	—	—	—	—	—	50,490	53,410	42,628	38,699	28,909
Straits Settlements (including Labuan)	—	—	—	—	—	52,320	18,200	96,056	49,845	25,412
Federated Malay States	—	—	—	—	—	8,283
Hongkong	—	—	—	—	—	4,23,720	2,92,380	8,84,412	2,34,707	41,184
British West India Islands	—	—	—	—	—	8,12,684	3,87,844	1,24,400
South Australia (including Northern Territory)	—	—	—	—	—	130	60	..
Victoria	—	—	—	—	—	500	..	757	..	10,185
New South Wales	—	—	—	—	—	18,560	33,710	38,808	12,200	..
<i>Australian Commonwealth (Total)</i>	—	—	—	—	—	19,190	33,710	39,566	12,200	10,185
Other British Possessions	—	—	—	—	—	520	210	124	654	10
TOTAL BRITISH EMPIRE	—	—	—	—	—	1,90,27,660	1,83,67,910	1,42,72,275	1,12,91,456	89,83,839
Sweden	—	—	—	—	—	1,430	150	1,17,900	69,400	25,721
Norway	—	—	—	—	—	..	260	14,061	3,63,359	1,26,928
Denmark	—	—	—	—	—	62,434	86,886	39,380
Germany	—	—	—	—	—	..	2,25,940	8,59,771	11,18,324	6,81,416
Netherlands	—	—	—	—	—	10,490	1,17,940	1,08,468	96,141	57,619
Belgium	—	—	—	—	—	1,14,050	6,95,010	8,67,317	7,11,797	4,64,400
Luxemburg	—	—	—	—	—	—	—	..	2,500	..
France	—	—	—	—	—	1,24,560	3,30,910	1,68,248	1,77,728	1,15,605
Spain	—	—	—	—	—	..	1,06,300	74,625	9	..
Switzerland	—	—	—	—	—	..	8,810	4,221	..	70
Italy	—	—	—	—	—	4,46,650	15,78,150	9,18,413	13,14,398	10,00,829
Austria	—	—	—	—	—	120	69,600	77,306	52,612	5,707
Hungary	—	—	—	—	—	—	—
Czechoslovakia	—	—	—	—	—	—	—	45,434	1,800	12,971
Serb-Croat Slovene State (Jugo-Slavia)	—	—	—	—	—	—	—	..	39,014	33,000
Native States in Arabia, other than Mascat Territory and Trucial Oman	—	—	—	—	—	190	770	2,025	..	408
Sumatra	—	—	—	—	—	8,250
Java	—	—	—	—	—	..	20	..	4,724	2,850
China (exclusive of Hong- kong and Macao)	—	—	—	—	—	3,230	2,680	1,978	1,644	911
Indo-China (including Cochin- China, Cambodia, Annam, Tonkin, and French leased territories in China)	—	—	—	—	—	14,000
Japan	—	—	—	—	—	10,10,470	1,47,200	17,01,477	3,65,462	21,980
United States of America— Vid Atlantic Coast	—	—	—	—	—	4,50,830	3,30,910	1,10,672	3,83,712	6,11,008
“ Pacific “	—	—	—	—	—	1,95,620	5,42,410	4,66,628	1,06,715	3,24,024
Other Foreign Countries	—	—	—	—	—	630	30	131	404	297
TOTAL FOREIGN COUNTRIES	—	—	—	—	—	23,67,270	41,57,220	56,24,299	48,95,628	34,93,383
Share of Bengal	—	—	—	—	—	67,82,530	93,13,770	85,88,221	65,32,961	43,94,115
“ Bombay	—	—	—	—	—	35,47,140	74,23,500	51,49,397	40,37,959	32,53,368
“ Sind	—	—	—	—	—	6,93,700	14,11,420	6,83,912	7,84,699	7,63,816
“ Madras	—	—	—	—	—	11,35,570	13,75,410	20,76,977	18,95,136	16,92,674
“ Burma	—	—	—	—	—	12,35,990	30,01,050	53,98,057	30,26,127	23,73,929
TOTAL	—	—	—	—	—	1,23,94,930	2,25,25,150	1,98,98,564	1,61,87,084	1,24,77,222
Buttons of all sorts—										
<i>Metal (III. F)—</i>										
United Kingdom	—	—	—	—	—	59,830	1,32,570	45,750	1,06,270	1,42,734
Straits Settlements (including Labuan)	—	—	—	—	—	120	1,110	10	1,492	..
Other British Possessions	—	—	—	—	—	170	360	125	660	700
TOTAL BRITISH EMPIRE	—	—	—	—	—	60,120	1,34,040	45,885	1,08,422	1,43,434

* Included in Turkey, Asiatic prior to 1921-22.

GENERAL IMPORTS

No. 13—continued

ARTICLES, AND COUNTRIES OF CONSIGNMENT; ALSO SHARE OF EACH PROVINCE	QUANTITY					VALUE				
	1919-20	1920-21	1921-22	1922-23	1923-24	1919-20	1920-21	1921-22	1922-23	1923-24
						R	R	R	R	R
Buttons of all sorts <i>—continued</i>										
Metal (III. V)—continued										
Germany	—	—	—	—	—	..	31,250	1,23,530	2,03,989	3,79,035
Netherlands	—	—	—	—	—	4,570	5,420	..	170	2,327
Belgium	—	—	—	—	—	8,510	9,830	220	968	570
France	—	—	—	—	—	6,450	750	1,012
Italy	—	—	—	—	—	2,450	30,900	3,107	4,359	14,343
Austria	—	—	—	—	—	730	33,520	2,146	6,945	26,119
Hungary	—	—	—	—	—	28,217	40,468	45,976
Czechoslovakia	—	—	—	—	—	1,993
Indo-China (including Cochin- China, Cambodia, Annam, Tonkin and French leased territories in China)	—	—	—	—	—	580	750	1,030	283	..
China (exclusive of Hong- kong and Macao)	—	—	—	—	—	2,25,420	1,92,700	54,624	47,828	48,601
Japan	—	—	—	—	—	10,230	31,310	4,013	15,344	16,025
United States of America—										
Vid Atlantic Coast	—	—	—	—	—	690	280
" Pacific "	—	—	—	—	—	100	865
Other Foreign Countries	—	—	—	—	—
TOTAL FOREIGN COUNTRIES	—	—	—	—	—	2,68,630	3,35,970	2,16,887	3,90,714	5,37,466
Share of Bengal	—	—	—	—	—	25,160	1,37,310	49,605	58,333	57,772
" Bombay	—	—	—	—	—	2,50,300	2,81,510	1,70,999	3,72,693	5,10,654
" Sind	—	—	—	—	—	5,770	24,060	18,847	8,596	22,941
" Madras	—	—	—	—	—	6,390	26,490	10,308	28,035	37,704
" Burma	—	—	—	—	—	41,130	50,140	19,018	31,479	52,729
TOTAL	—	—	—	—	—	3,23,750	4,70,010	2,62,772	4,99,136(b)	6,80,900(b)
Other sorts (III. V)—										
United Kingdom	—	—	—	—	—	1,09,810	4,05,000	1,16,363	1,21,538	1,01,231
Aden and Dependencies	—	—	—	—	—	..	30	1,210
Straits Settlements (includ- ing Labuan)	—	—	—	—	—	3,910	1,460	390	432	108
Hongkong	—	—	—	—	—	1,310	4,380	3,202	4,999	4,549
Egypt†	—	—	—	—	—	1,150	—
Other British Possessions	—	—	—	—	—	570	..	833	62	26
TOTAL BRITISH EMPIRE	—	—	—	—	—	1,14,600	4,10,100	1,21,998	1,23,181	1,05,914
Sweden	—	—	—	—	—	6,837
Norway	—	—	—	—	—	..	1,860
Denmark	—	—	—	—	—	10,255	277	..
Germany	—	—	—	—	—	50	1,75,130	2,95,528	5,87,578	2,88,921
Netherlands	—	—	—	—	—	600	9,410	920	3,917	12,603
Belgium	—	—	—	—	—	..	5,980	10,614	7,124	17,251
France	—	—	—	—	—	2,960	68,650	93,870	1,02,683	37,655
Switzerland	—	—	—	—	—	..	2,980	245	..	5,392
Italy	—	—	—	—	—	1,11,310	8,46,550	5,76,090	7,29,078	5,12,950
Austria	—	—	—	—	—	300	96,290	47,800	20,760	34,330
Hungary	—	—	—	—	—	5,308
Czechoslovakia	—	—	—	—	—	31,931	52,911	57,493
China (exclusive of Hongkong and Macao)	—	—	—	—	—	..	110	43	1,955	320
Japan	—	—	—	—	—	12,77,010	12,78,210	12,59,690	8,00,241	9,35,924
United States of America—										
Vid Atlantic Coast	—	—	—	—	—	18,980	60,160	9,793	8,048	16,597
" Pacific "	—	—	—	—	—	40	5,940	50
Other Foreign Countries	—	—	—	—	—	170	260	205	8	53
TOTAL FOREIGN COUNTRIES	—	—	—	—	—	14,11,420	25,60,500	23,40,087	23,21,586	19,19,489
Share of Bengal	—	—	—	—	—	6,19,880	10,91,090	8,99,718	6,85,500	6,28,927
" Bombay	—	—	—	—	—	6,97,270	13,66,810	10,61,567	11,45,522	8,72,503
" Sind	—	—	—	—	—	1,34,730	3,30,630	2,82,912	3,38,773	3,24,281
" Madras	—	—	—	—	—	6,050	46,640	60,855	77,281	50,167
" Burma	—	—	—	—	—	68,090	1,86,550	1,66,993	2,02,691	1,19,625
TOTAL	—	—	—	—	—	15,26,020(a)	29,71,520(a)	24,02,035(a)	24,40,707(a)	20,25,403(a)

(a) Duty was collected on R15,26,790 in 1919-20, on R29,71,260 in 1920-21, on R24,61,340 in 1921-22, on R24,49,562 in 1922-23, and on R20,24,874 in 1923-24.
(b) " " " R4,95,335 in 1922-23 and on R6,78,905 in 1923-24.
† Shown as a Foreign Country from 1923-24.

No. 13—continued

ARTICLES, AND COUNTRIES OF CONSIGNMENT; ALSO SHARE OF EACH PROVINCE	QUANTITY					VALUE				
	1910-20	1920-21	1921-22	1922-23	1923-24	1910-20	1920-21	1921-22	1922-23	1923-24
Buttons of all sorts—concluded						R	R	R	R	R
Total value of Buttons of all sorts—										
United Kingdom	—	—	—	—	—	1,00,040	5,37,660	1,62,113	2,27,808	2,43,965
Aden and Dependences	—	—	—	—	—	..	30	1,210
Straits Settlements (including Labuan)	—	—	—	—	—	3,030	2,570	400	1,024	108
Hongkong	—	—	—	—	—	1,480	4,530	3,327	5,160	4,540
Egypt†	—	—	—	—	—	1,150	—
Other British Possessions	—	—	—	—	—	570	210	833	552	726
TOTAL BRITISH EMPIRE	—	—	—	—	—	1,74,720	5,45,000	1,67,883	2,36,043	2,49,348
Sweden	—	—	—	—	—	6,837
Norway	—	—	—	—	—	..	1,860
Denmark	—	—	—	—	—	10,255	277	..
Germany	—	—	—	—	—	50	2,06,380	4,10,056	8,51,577	6,67,958
Netherlands	—	—	—	—	—	5,170	14,800	920	4,087	14,930
Belgium	—	—	—	—	—	6,610	15,810	10,634	8,092	17,821
France	—	—	—	—	—	0,410	68,050	93,870	1,03,433	30,267
Switzerland	—	—	—	—	—	..	2,980	245	..	6,257
Italy	—	—	—	—	—	1,13,700	9,77,450	5,80,097	7,33,437	5,27,293
Austria	—	—	—	—	—	40,046	33,711	60,440
Hungary	—	—	—	—	—	1,030	1,29,810	5,308
Czechoslovakia	—	—	—	—	—	50,148	1,03,370	1,03,480
Indo-China (including Cochin-China, Cambodia, Annam, Tonkin and French leased territories in China).	—	—	—	—	—	1,993
China (exclusive of Hongkong and Macao)	—	—	—	—	—	630	870	1,073	2,238	320
Japan	—	—	—	—	—	15,02,430	14,70,910	13,14,314	8,48,009	9,84,525
United States of America—										
<i>Via Atlantic Coast</i>	—	—	—	—	—	38,210	1,00,470	13,776	23,802	32,622
<i>" Pacific "</i>	—	—	—	—	—	730	6,220	50
Other Foreign Countries	—	—	—	—	—	120	260	195	108	53
TOTAL FOREIGN COUNTRIES	—	—	—	—	—	16,80,050	28,96,690	25,56,924	27,12,300	24,59,955
<i>Share of Bengal</i>	—	—	—	—	—	6,45,940	11,53,970	9,43,323	7,43,833	6,36,699
<i>" Bombay</i>	—	—	—	—	—	5,47,570	16,18,120	12,22,556	16,18,215	13,83,157
<i>" Sind</i>	—	—	—	—	—	1,40,500	3,54,640	3,01,759	3,47,369	3,46,322
<i>" Madras</i>	—	—	—	—	—	12,440	73,130	71,163	1,06,316	87,871
<i>" Burma</i>	—	—	—	—	—	1,09,220	936,690	1,36,006	2,34,170	2,02,254
TOTAL	—	—	—	—	—	18,54,770(a)	34,41,530	27,24,807	29,48,908	27,06,303
dies of all kinds (III. V) —	Lbs.	Lbs.	Lbs.	Lbs.	Lbs.					
United Kingdom	313,752	803,902	214,108	452,244	3,84,151	2,14,800	4,57,110	1,21,081	2,40,465	1,99,020
Aden and Dependences	1,200	2,270	560	1,050
Ceylon	315	5,221	845	116	236	230	3,260	571	71	110
Straits Settlements (including Labuan)	10,706	7,741	10,652	5,773	6,846	4,770	3,840	5,179	2,592	3,107
Natal	36,963	80	14,870	10
Other British Possessions	508	256	167	19	1,460	800	110	60	11	282
TOTAL BRITISH EMPIRE	363,539	819,414	2,25,772	458,152	3,92,702	2,35,920	4,65,340	1,26,900	2,43,139	2,03,119
Germany	6,145	2,028	1,960	14,187	..	5,570	1,324	1,404	5,777
Netherlands	700	413	56	3,405	..	790	227	28	1,055
Belgium	271,100	501,414	2,344	14,289	79,021	1,45,600	2,55,360	1,057	8,244	30,047
Italy	339	1,800	..	634	9,143	360	850	..	157	3,304
Persia	700	..	2,720	..	13,820	200	..	581	..	1,727
Indo-China (including Cochin-China, Cambodia, Annam, Tonkin and French leased territories in China)	21,978	5,180
Other Foreign Countries	752	554	1,700	239	804	350	810	760	603	574
TOTAL FOREIGN COUNTRIES	294,876	510,073	9,214	17,178	120,380	1,55,690	2,62,880	3,949	10,436	42,484
<i>Share of Bengal</i>	59,251	161,477	29,778	62,762	74,103	30,100	94,010	24,617	34,024	35,249
<i>" Bombay</i>	147,795	269,326	22,365	64,968	53,523	97,750	1,16,750	13,944	35,690	27,832
<i>" Sind</i>	256,591	461,810	3,905	2,374	73,668	1,36,760	2,28,120	3,558	2,210	29,265
<i>" Madras</i>	121,536	425,869	151,586	321,374	273,101	89,380	2,46,920	84,733	1,63,787	1,35,075
<i>" Burma</i>	82,911	71,605	27,352	23,352	38,687	36,820	42,460	13,997	12,864	18,132
TOTAL	658,414	1,330,087	234,986	475,330	513,082	3,91,310(b)	7,28,260	1,30,849	2,53,576(b)	2,45,003

(a) Duty was collected on R18,54,540 in 1919-20.

(b) Duty was collected on R3,84,930 in 1919-20 and on R2,53,431 in 1922-23.

† Shown as a Foreign Country from 1923-24.

ARTICLES AND COUNTRIES OF CONSIGNMENT; ALSO SHARE OF EACH PROVINCE	QUANTITY					VALUE				
	1919-20	1920-21	1921-22	1922-23	1923-24	1919-20	1920-21	1921-22	1922-23	1923-24
Canes and Rattans (II. 9)—	Cwts.	Cwts.	Cwts.	Cwts.	Cwts.	R	R	R	R	R
United Kingdom	103	30	4	58	..	5,960	6,827	97	7,81
Ceylon	235	83	252	121	64	2,840	200	1,131	1,593	43
Straits Settlements (including Labuan)	46,409	60,121	53,663	45,291	39,431	5,29,760	6,38,880	7,75,629	6,51,848	5,67,83
Hongkong	38	86	83	80	60	3,140	5,490	4,953	6,161	3,80
Other British Possessions	5	25	..	2	..	50	375	..	6
TOTAL BRITISH EMPIRE	46,681	50,398	54,059	45,496	39,616	5,35,740	6,50,580	7,68,970	6,59,699	5,70,841
Sumatra	115	1,614	..
Siam	204	409	52	2,650	1,143	480
China (exclusive of Hongkong and Ma'ao)	40	27	54	51	83	970	210	2,454	2,231	955
Japan	307	505	387	368	372	910	15,390	5,749	5,580	9,467
Other Foreign Countries	24	..	1	488	..	42
TOTAL FOREIGN COUNTRIES	347	532	669	643	508	1,880	15,000	11,341	10,568	10,914
Share of Bengal	20,784	17,663	16,775	19,817	14,295	1,73,160	2,01,250	1,87,830	2,21,412	1,67,123
.. Bombay	21,946	29,573	33,187	22,869	21,552	2,73,850	3,71,180	4,92,066	3,62,908	3,22,951
.. Sind	5	30	..	22	..	410	935	..	881
.. Madras	3,071	2,009	3,080	2,192	2,542	37,530	46,580	79,451	52,004	57,624
.. Burma	1,228	1,780	1,650	1,271	1,712	33,030	46,760	40,039	33,943	42,209
TOTAL	47,029	50,930	54,728	46,139	40,123	5,37,620	6,66,180	8,00,311	6,70,267	5,90,702
Chalk, French (II. B)—	Cwts.	Cwts.	Cwts.	Cwts.	Cwts.					
United Kingdom	309	1,149	294	561	320	4,640	17,070	6,151	8,507	6,742
Other British Possessions	2	20	10	60	87
TOTAL BRITISH EMPIRE	309	1,149	294	563	340	4,650	17,070	6,151	8,567	6,829
France	1,000	608	2,101	11,740	5,459	15,060
Italy	200	150	150	2,008	1,585	1,868
Other Foreign Countries	5	9	4	242	186	106
TOTAL FOREIGN COUNTRIES	1,205	767	2,264	13,999	7,230	17,043
Share of Bengal	9	34	16	85	103	276	690	651	1,686	1,341
.. Bombay	31	1,017	1,318	1,169	2,308	510	13,570	16,696	12,413	17,983
.. Sind	7	22	5	19	9	150	870	208	469	286
.. Madras	241	63	132	6	152	2,930	1,530	1,767	432	2,652
.. Burma	21	13	28	52	32	780	410	938	807	610
TOTAL	309	1,149	1,499	1,330	2,604	4,650	17,070	20,150	15,797	22,872

No. 13—continued

ARTICLES, AND COUNTRIES OF CONSIGNMENT; ALSO SHARE OF EACH PROVINCE	QUANTITY					VALUE				
	1919-20	1920-21	1921-22	1922-23	1923-24	1919-20	1920-21	1921-22	1922-23	1923-24
						R	R	R	R	R
Minerals and chemical preparations (excluding chemical manures and medicines)—										
<i>Acids—</i>										
Acetic (pyroligneous acid) (III. C)—	Cwts.	Cwts.	Cwts.	Cwts.	Cwts.					
United Kingdom	428	602	302	84	228	28,670	62,610	20,467	6,827	18,281
Ceylon	169	57	6	147	125	12,860	4,829	409	8,901	7,178
Straits Settlements (including Labuan)	51	88	118	65	106	6,870	9,210	9,129	6,420	7,678
Canada—										
Via Atlantic Coast	800	28,620
Other British Possessions	4	10	220	941
TOTAL BRITISH EMPIRE	648	1,047	424	320	469	46,400	98,160	30,005	21,808	29,072
Germany	478	608	720	26,068	81,730	38,330
Netherlands	196	382	105	320	408	11,530	34,490	6,985	16,614	25,776
Belgium	20	1	20	30	..	2,300	155	1,200	1,523
Italy	305	15,591
Austria	70	3,381
Turkey, European	53	6,460
Japan	476	236	49	8	12	52,030	23,820	4,819	350	706
United States of America—										
Via Atlantic Coast	392	603	32	..	184	24,190	46,700	3,290	..	9,180
„ Pacific „	10
Other Foreign Countries	10	588
TOTAL FOREIGN COUNTRIES	1,084	1,294	659	956	1,799	87,760	1,13,270	41,317	48,984	95,076
<i>Share of Bengal</i>	<i>172</i>	<i>275</i>	<i>60</i>	<i>147</i>	<i>163</i>	<i>13,160</i>	<i>26,380</i>	<i>4,059</i>	<i>7,958</i>	<i>8,390</i>
„ <i>Bombay</i>	<i>689</i>	<i>982</i>	<i>644</i>	<i>394</i>	<i>889</i>	<i>66,630</i>	<i>76,210</i>	<i>36,028</i>	<i>18,290</i>	<i>43,828</i>
„ <i>Sind</i>	<i>31</i>	<i>93</i>	<i>81</i>	<i>133</i>	<i>116</i>	<i>3,420</i>	<i>12,520</i>	<i>5,501</i>	<i>7,334</i>	<i>6,380</i>
„ <i>Madras</i>	<i>443</i>	<i>674</i>	<i>88</i>	<i>286</i>	<i>783</i>	<i>29,360</i>	<i>49,430</i>	<i>7,328</i>	<i>16,767</i>	<i>43,914</i>
„ <i>Burma</i>	<i>377</i>	<i>417</i>	<i>210</i>	<i>322</i>	<i>318</i>	<i>34,690</i>	<i>44,890</i>	<i>18,406</i>	<i>20,003</i>	<i>21,638</i>
TOTAL	1,712	2,341	1,083	1,276	2,268	1,36,160	2,08,430	71,322	70,862	1,24,147
Carbolic (III. C)—	Cwts.	Cwts.	Cwts.	Cwts.	Cwts.					
United Kingdom	483	862	457	753	566	21,970	42,950	26,558	41,888	32,087
Other British Possessions	6	12	..
TOTAL BRITISH EMPIRE	483	862	457	753	566	21,970	42,950	26,564	41,900	32,087
Germany	77	26	4,115	2,240
Other Foreign Countries	5	1,010	50	..	44	..
TOTAL FOREIGN COUNTRIES	5	77	26	1,010	50	..	4,159	2,240
<i>Share of Bengal</i>	<i>234</i>	<i>461</i>	<i>182</i>	<i>402</i>	<i>261</i>	<i>12,880</i>	<i>20,540</i>	<i>13,314</i>	<i>25,230</i>	<i>19,399</i>
„ <i>Bombay</i>	<i>134</i>	<i>290</i>	<i>147</i>	<i>270</i>	<i>153</i>	<i>6,540</i>	<i>12,810</i>	<i>7,448</i>	<i>13,543</i>	<i>8,216</i>
„ <i>Sind</i>	<i>8</i>	<i>2</i>	<i>4</i>	<i>23</i>	<i>21</i>	<i>900</i>	<i>390</i>	<i>623</i>	<i>2,021</i>	<i>1,619</i>
„ <i>Madras</i>	<i>11</i>	<i>60</i>	<i>1</i>	<i>4</i>	<i>20</i>	<i>830</i>	<i>3,400</i>	<i>338</i>	<i>486</i>	<i>1,662</i>
„ <i>Burma</i>	<i>51</i>	<i>149</i>	<i>123</i>	<i>122</i>	<i>137</i>	<i>1,780</i>	<i>5,860</i>	<i>4,341</i>	<i>4,779</i>	<i>3,542</i>
TOTAL	483	862	457	830	592	22,980	43,000	26,564	46,059	34,327
Nitric (III. C) (a)—										
United Kingdom	—	Cwts. 263	Cwts. 63	Cwts. 291	Cwts. 150	—	96,180	17,096	50,660	24,033
Mesopotamia*	—	—	113	—	—	6,221
TOTAL BRITISH EMPIRE	—	263	63	291	263	—	96,180	17,096	50,660	30,254
Germany	—	12	31	—	2,171	4,603
Netherlands	—	95	—	22	11,580
Italy	—	15	43	—	2,597	6,784
Turkey, European	—	100	—	31,520
United States of America—										
Via Atlantic Coast	—	5	—	2,000
Other Foreign Countries	—	5	—	630	50
TOTAL FOREIGN COUNTRIES	—	110	..	27	169	—	34,150	50	4,790	21,987
<i>Share of Bengal</i>	<i>—</i>	<i>94</i>	<i>34</i>	<i>71</i>	<i>105</i>	<i>—</i>	<i>36,370</i>	<i>9,597</i>	<i>13,969</i>	<i>16,999</i>
„ <i>Bombay</i>	<i>—</i>	<i>216</i>	<i>18</i>	<i>197</i>	<i>242</i>	<i>—</i>	<i>80,010</i>	<i>3,918</i>	<i>29,722</i>	<i>22,758</i>
„ <i>Sind</i>	<i>—</i>	<i>12</i>	<i>1</i>	<i>8</i>	<i>1</i>	<i>—</i>	<i>5,810</i>	<i>398</i>	<i>2,165</i>	<i>191</i>
„ <i>Madras</i>	<i>—</i>	<i>8</i>	<i>2</i>	<i>2</i>	<i>11</i>	<i>—</i>	<i>2,620</i>	<i>608</i>	<i>310</i>	<i>2,719</i>
„ <i>Burma</i>	<i>—</i>	<i>43</i>	<i>8</i>	<i>40</i>	<i>73</i>	<i>—</i>	<i>11,520</i>	<i>2,628</i>	<i>9,351</i>	<i>11,754</i>
TOTAL	—	378	63	318	432	—	1,30,330	17,146	65,470	52,221

(a) Separately recorded from 1920-21.
* Included in Turkey, Asiatic prior to 1921-22.

ARTICLES, AND COUNTRIES OF CONSIGNMENT; ALSO SHARE OF EACH PROVINCE	QUANTITY					VALUE				
	1919-20	1920-21	1921-22	1922-23	1923-24	1919-20	1920-21	1921-22	1922-23	1923-24
Chemicals and chemical preparations (excluding chemical manures and medicines)—continued						R	R	R	R	R
<i>Acids—continued</i>										
Nitric (III. C)—	Cwts.	Cwts.	Cwts.	Cwts.	Cwts.					
United Kingdom	1,176	2,727	770	200	417	69,150	1,82,030	58,320	13,418	22,666
Natal	1	5	50	890
TOTAL BRITISH EMPIRE.	1,176	2,728	775	200	417	69,150	1,82,130	58,710	13,418	22,666
Germany	10	2	21	14	..	1,310	240	1,485	1,800
Netherlands	2	2	15	480	430	1,909	..
Other Foreign Countries	2	3	1	270	360	135	4	160
TOTAL FOREIGN COUNTRIES	2	15	4	36	15	270	2,150	805	3,398	1,960
Share of Bengal	52	39	23	40	31	1,770	1,840	2,265	3,086	1,713
„ Bombay	499	1,907	537	1	1	34,100	1,25,300	38,474	310	87
„ Sind	324	173	137	114	272	15,280	9,050	9,921	6,009	14,101
„ Madras	268	571	62	19	24	26,150	43,760	7,368	2,461	2,393
„ Burma	35	53	20	62	104	2,120	4,530	1,487	4,650	6,332
TOTAL	1,178	2,743	779	236	432	69,420	1,84,280	59,515	16,816	24,626
Chalk (III. C)—	Cwts.	Cwts.	Cwts.	Cwts.	Cwts.					
United Kingdom	140	289	196	95	127	13,480	42,610	18,354	6,438	4,936
Norway	39	110	..	20	..	6,550	8,064	..	750
Germany	37	854	1,038	474	..	4,180	38,757	40,554	17,175
Netherlands	30	191	235	325	..	2,030	12,442	10,724	10,005
Belgium	132	43	5,562	1,418
Italy	20	40	570
United States of America—										
Via Atlantic Coast	25	6,950
TOTAL FOREIGN COUNTRIES	..	131	1,155	1,406	882	..	10,700	59,263	65,880	20,918
Share of Bengal	31	37	112	30	83	2,770	10,260	7,497	1,983	3,280
„ Bombay	62	228	941	984	501	4,420	27,600	45,992	46,532	16,068
„ Sind	32	32	134	221	50	2,760	4,340	10,178	10,584	2,185
„ Madras	1	20	5	98	..	110	..	358	3,991
„ Burma	25	122	144	239	277	3,530	19,560	13,950	12,870	9,330
TOTAL	140	420	1,861	1,502	1,009	13,480	62,370	77,617	72,327	34,854
Sulphuric (III. C) -	Cwts.	Cwts.	Cwts.	Cwts.	Cwts.					
United Kingdom	4,609	7,834	4,527	710	3,582	1,04,810	2,72,540	1,52,281	21,306	45,024
Other British Possessions	8	4	17	2	1	310	200	878	120	25
TOTAL BRITISH EMPIRE	4,707	7,838	4,544	712	3,583	1,05,120	2,72,830	1,52,669	21,516	45,049
Germany	13	4	52	78	..	1,400	420	1,662	6,109
Netherlands	3	4	28	21	..	320	572	3,113	1,101
United States of America—										
Via Atlantic Coast	21	96	7	1	2	1,980	4,070	867	88	152
Other Foreign Countries	1	1	2	170	40	122
TOTAL FOREIGN COUNTRIES	22	113	17	81	101	1,550	6,730	1,981	4,863	7,362
Share of Bengal	109	162	604	305	66	6,300	10,140	28,393	10,723	3,144
„ Bombay	1,191	5,224	1,539	5	30	36,110	1,76,610	53,462	496	2,058
„ Sind	2,453	1,066	2,043	316	3,337	48,500	63,470	60,874	0,260	39,364
„ Madras	63	373	90	35	198	3,050	10,210	3,732	2,007	4,657
„ Burma	913	1,127	235	120	53	12,710	17,130	8,179	3,814	3,188
TOTAL	4,720	7,951	4,561	793	3,684	1,06,670	2,70,560	1,54,640	26,370	52,411

No. 13—continued

ARTICLES, AND COUNTRIES OF CONSIGNMENT; ALSO SHARE OF EACH PROVINCE	QUANTITY					VALUE				
	1919-20	1920-21	1921-22	1922-23	1923-24	1919-20	1920-21	1921-22	1922-23	1923-24
Chemicals and chemical preparations (excluding chemical manures and medicines)—continued						R	R	R	R	R
<i>Acids—continued</i>										
Tartaric (III. C)—	Cwts.	Cwts.	Cwts.	Cwts.	Cwts.					
United Kingdom	1,150	961	258	510	304	2,21,800	5,20,000	41,568	55,842	33,127
Other British Possessions	10	..	4	3
TOTAL BRITISH EMPIRE	1,150	961	258	510	304	2,21,800	2,20,100	41,568	55,846	33,130
Germany	111	212	204	12,550	21,208	18,610
Netherlands	85	100	8,938	14,722
Belgium	40	..	30	49	..	5,740	..	8,402	4,797	..
France	124	60	10	72	60	16,940	11,380	1,680	8,400	4,807
Switzerland	20	2,184
Italy	395	620	410	795	858	83,520	1,02,280	50,717	81,061	77,831
Austria	13	44	10	2,010	4,796	1,008
Hungary
United States of America—										
Via Atlantic Coast	5	..	25	1,530	..	2,435	..
Other Foreign Countries	4	3	1,070	190	276
TOTAL FOREIGN COUNTRIES	563	685	594	1,282	1,295	1,07,270	1,15,310	72,402	1,31,720	1,17,350
Share of Bengal	93	139	92	29	125	22,110	34,620	14,817	4,160	13,676
„ Bombay	789	655	195	735	546	1,46,530	1,43,080	23,033	75,535	47,463
„ Sind	720	753	474	995	806	1,38,660	1,29,670	60,606	1,02,305	73,762
„ Madras	88	42	80	7	32	16,780	11,140	12,839	1,247	10,141
„ Burma	23	66	11	26	40	5,990	16,900	2,670	4,319	5,438
TOTAL	1,713	1,646	852	1,792	1,590	8,29,070	3,85,410	1,13,965	1,87,566	1,50,480
Other salts (III. C)—	Cwts.	Cwts.	Cwts.	Cwts.	Cwts.					
United Kingdom	1,797	3,089	542	642	809	1,30,220	1,92,510	47,807	43,300	45,173
Straits Settlements (including Labuan)	30	13	..	20	08	2,980	1,460	..	2,451	4,198
Other British Possessions	1	..	4	1	..	50	70	492	52	6
TOTAL BRITISH EMPIRE	1,828	3,102	546	672	877	1,33,250	1,94,040	48,099	45,803	49,375
Germany	11	125	378	313	..	1,820	8,226	27,881	30,672
Netherlands	2	6	48	11	..	280	1,006	4,006	1,444
Belgium	7	17	78	721	860	1,164
France	10	..	11	1,930	5	1,877	..
Switzerland	9	1	13	14	..	2,389	470	2,230	1,991
Italy	43	62	9,150	12,240
Japan	7	12	1	1	..	2,230	2,610	196	190	..
United States of America—										
Via Atlantic Coast	559	18	1	1	3	42,740	2,800	573	103	394
„ Pacific „	60
Other Foreign Countries	21	395	6	..
TOTAL FOREIGN COUNTRIES	609	133	161	469	419	54,180	24,150	11,592	37,153	35,565
Share of Bengal	169	230	141	118	247	33,830	22,440	12,396	16,362	19,455
„ Bombay	1,214	2,525	293	538	367	84,810	1,55,110	19,160	36,835	28,643
„ Sind	202	83	43	82	238	12,650	11,360	4,153	4,462	11,706
„ Madras	121	158	119	82	144	9,380	11,800	13,539	8,490	7,259
„ Burma	231	239	111	221	230	46,760	17,480	9,943	16,816	17,877
TOTAL	2,437	3,285	707	1,041	1,296	1,87,430	2,18,190	59,001	82,956	84,940

ARTICLES, AND COUNTRIES OF CONSIGNMENT; ALSO SHARE OF EACH PROVINCE	QUANTITY					VALUE				
	1919-20	1920-21	1921-22	1922-23	1923-24	1919-20	1920-21	1921-22	1922-23	1923-24
Chemicals and chemical preparations (excluding chemical manures and medicines)—continued						R	R	R	R	R
<i>Acids—continued</i>										
<i>Total Acids—</i>	Cwts.	Cwts.	Cwts.	Cwts.	Cwts.					
United Kingdom	9,873	16,627	7,115	3,196	6,183	5,909,100	11,01,470	3,92,246	2,39,209	2,20,327
Mesopotamia*	—	—	—	1	113	—	—	—	45	6,223
Ceylon	177	57	7	147	120	13,170	4,880	451	8,920	7,210
Straits Settlements (including Labuan).	61	103	116	114	174	9,850	10,770	9,129	8,875	11,868
Canada—										
<i>Vid Atlantic Coast.</i>	300	1	28,620	240
<i>Other British Possessions.</i>	1	3	24	6	10	50	200	984	340	941
TOTAL BRITISH EMPIRE	10,132	17,090	7,263	3,454	6,606	6,13,170	11,46,000	3,93,050	2,57,449	2,16,569
Norway	39	110	..	20	..	6,550	8,064	..	750
Germany	71	1,568	2,398	1,800	..	8,710	86,310	1,39,806	1,19,445
Netherlands	196	419	307	731	1,080	11,530	37,650	21,418	44,321	64,028
Belgium	40	20	33	19	151	5,740	2,300	4,278	12,509	4,105
France	124	79	10	83	60	16,940	13,290	1,535	10,367	4,017
Switzerland	9	21	13	14	..	2,380	2,654	2,230	1,991
Italy	438	662	412	310	1,220	92,070	1,14,470	50,839	83,707	99,776
Austria	13	44	80	2,010	4,796	4,389
Hungary
Turkey, European	163	37,980
Japan	487	260	50	9	12	55,370	27,700	5,025	583	706
United States of America—										
<i>Vid Atlantic Coast.</i>	975	749	40	27	190	68,880	64,540	4,882	2,631	9,886
<i>" Pacific "</i>	2	320
<i>Other Foreign Countries.</i>	3	..	21	..	13	590	..	395	6	844
TOTAL FOREIGN COUNTRIES	2,265	2,431	2,590	4,334	4,766	2,52,040	3,15,570	1,87,410	3,00,950	3,11,437
<i>Share of Bengal</i>	910	1,437	1,243	1,142	1,081	92,820	1,55,390	93,338	83,404	85,056
<i>" Bombay</i>	4,568	11,938	4,314	3,133	2,729	3,68,090	7,98,730	2,27,515	2,21,263	1,69,120
<i>" Sind</i>	3,770	2,213	2,917	1,898	4,390	2,22,170	2,37,110	1,52,254	1,44,620	1,19,308
<i>" Madras</i>	994	1,777	462	434	1,360	74,550	1,32,470	45,749	32,216	76,926
<i>" Burma</i>	2,115	2,206	912	1,181	1,252	1,07,580	1,37,370	61,604	70,902	78,496
TOTAL	12,397	19,571	9,853	7,788	11,312	8,65,210	14,61,570	5,80,400	5,58,405	5,58,006
Alum (III. O)—	Cwts.	Cwts.	Cwts.	Cwts.	Cwts.					
United Kingdom	60,023	69,395	42,901	46,389	54,888	6,41,220	8,79,960	5,63,255	5,43,147	5,21,577
Straits Settlements (including Labuan)	1,787	3	290	3	10	29,490	230	3,481	40	94
Other British Possessions	67	3	2	900	40	23	..	8
TOTAL BRITISH EMPIRE	61,877	68,401	43,193	46,392	54,908	6,71,610	8,90,230	5,66,759	5,43,187	5,21,679
Sweden	966	208	14,510	2,490
Norway	570	4,160
Germany	379	10,021	21,873	17,659	..	10,000	1,20,154	2,23,440	1,65,573
Netherlands	1,273	194	1,469	1,332	197	15,620	2,740	16,955	15,449	1,095
Belgium	236	211	805	22	..	3,130	2,586	8,918	481
Italy	1,760	21,560
Turkey, Asiatic
<i>Persian Gulf.</i>	3	30
Japan	399	242	5,370	3,790	20
United States of America—										
<i>Vid Atlantic Coast.</i>	112	2	197	1,890	24	4,585	..
TOTAL FOREIGN COUNTRIES	2,242	3,892	11,011	24,207	17,878	25,450	57,650	1,42,158	2,52,292	1,67,769

* Included in Turkey, Asiatic prior to 1921-22.

No. 18—continued

ARTICLES, AND COUNTRIES OF CONSIGNMENT; ALSO SHARE OF EACH PROVINCE	QUANTITY					VALUE				
	1919-20	1920-21	1921-22	1922-23	1923-24	1919-20	1920-21	1921-22	1922-23	1923-24
Chemicals and chemical preparations (excluding chemical manures and medicines)—continued										
Atom (XXI. D)—continued										
<i>Share of Bengal</i>										
<i>Bombay</i>										
<i>Sind</i>										
<i>Madras</i>										
<i>Burma</i>										
TOTAL										
Aluminous sulphates (III. O)—										
United Kingdom										
Other British Possessions										
TOTAL BRITISH EMPIRE										
Germany										
Netherlands										
Belgium										
France										
Czechoslovakia										
Japan										
United States of America— Via Atlantic Coast										
TOTAL FOREIGN COUNTRIES										
<i>Share of Bengal</i>										
<i>Bombay</i>										
<i>Sind</i>										
<i>Madras</i>										
<i>Burma</i>										
TOTAL										
Ammonia and salts thereof—										
Anhydrous (III. C)—										
United Kingdom										
Ceylon										
Straits Settlements (including Labuan)										
South Australia (including Northern Territory)										
Victoria										
New South Wales										
Australian Commonwealth (Total)										
TOTAL BRITISH EMPIRE										
Germany										
Netherlands										
France										
Austria										
Hungary										
United States of America— Via Atlantic Coast										
India										
TOTAL FOREIGN COUNTRIES										
<i>Share of Bengal</i>										
<i>Bombay</i>										
<i>Sind</i>										
<i>Madras</i>										
<i>Burma</i>										
TOTAL										

GENERAL IMPORTS

(114)

No. 13—continued

ARTICLES, AND COUNTRIES OF CONSIGNMENT; ALSO SHARE OF EACH PROVINCE	QUANTITY					VALUE				
	1919-20	1920-21	1921-22	1922-23	1923-24	1919-20	1920-21	1921-22	1922-23	1923-24
Chemicals and chemical preparations (excluding chemical manures and medicines)—continued						R	R	R	R	R
Ammonia and salts thereof—continued										
Others (III, C)—	Cwts.	Cwts.	Cwts.	Cwts.	Cwts.					
United Kingdom	19,819	16,517	7,361	13,412	11,648	9,39,000	8,17,970	3,50,789	6,06,636	4,72,303
Ceylon	54	2	2	2,410	100	89	12
Other British Possessions	3	12	4	150	582	170	3
TOTAL BRITISH EMPIRE	19,819	16,574	7,375	13,418	11,648	9,39,000	8,20,530	3,51,421	6,06,895	4,72,410
Germany	403	690	3,139	5,956	..	17,830	22,211	1,22,875	2,05,027
Netherlands	9	79	2	8	4	460	5,550	376	727	742
Belgium	10	54	474	2,700
United States of America—										
Via Atlantic Coast	137	68	23	129	..	8,080	12,430	3,324	7,112	11
“ Pacific “	1	..	22	80	..	3,466
Other Foreign Countries	3	380	50	10	115	74
TOTAL FOREIGN COUNTRIES	160	550	737	3,286	5,711	8,080	35,860	29,837	1,81,303	2,08,554
Share of Bengal	5,094	4,985	2,982	4,683	5,750	2,42,490	2,49,480	1,44,944	2,05,273	2,37,635
“ Bombay	8,073	7,744	3,364	6,536	5,271	4,14,350	3,61,120	1,43,943	2,73,818	1,72,873
“ Sind	3,995	2,057	1,289	2,618	3,731	1,56,920	89,570	59,553	1,19,992	1,35,095
“ Madras	956	363	125	976	967	34,080	70,390	10,164	48,426	41,836
“ Burma	1,551	1,475	352	1,841	1,643	94,640	85,830	22,204	89,689	70,198
TOTAL	19,969	17,124	8,112	16,704	17,362	9,41,980	8,56,390	3,80,808	7,37,198	6,80,964
Total Ammonia and salts thereof—	Cwts.	Cwts.	Cwts.	Cwts.	Cwts.					
United Kingdom	20,554	17,166	8,533	13,945	11,078	10,32,940	9,23,850	5,73,745	7,25,261	5,31,508
Ceylon	17	56	2	2	..	2,150	2,940	100	89	12
Mesopotamia *	4	170	..
Straits Settlements (including Labuan)	2	7	100	1,809	..	3
South Australia (including Northern Territories)	23	3,623
Victoria	30	4	128	0,050	660	17,779
New South Wales	259	24	186	162	109	38,270	3,000	25,838	25,641	16,083
Australian Commonwealth (Total)	289	28	342	162	109	45,320	4,560	47,340	25,641	16,083
TOTAL BRITISH EMPIRE	20,860	17,251	8,884	14,113	12,087	10,80,310	9,31,450	6,22,894	7,51,161	5,47,096
Germany	403	690	3,162	5,991	..	17,830	22,211	1,30,350	2,08,773
Netherlands	9	79	2	58	289	460	5,550	376	12,440	44,321
Belgium	10	54	474	2,700
France	9	..	6	25	..	1,590	10	1,097	3,818
Austria	40	5,318	..
Hungary
Japan	3	380	50	..	115	74
United States of America—										
Via Atlantic Coast	714	413	720	444	623	77,900	60,760	97,327	47,903	84,305
“ Pacific “	1	..	22	..	19	80	..	3,466	..	2,164
TOTAL FOREIGN COUNTRIES	727	904	1,494	3,715	6,701	78,820	85,786	1,23,390	1,97,607	3,46,245
Share of Bengal	5,615	5,387	3,538	5,006	6,097	3,05,240	3,12,620	2,33,406	3,00,809	3,00,687
“ Bombay	8,811	8,607	4,157	7,049	5,747	5,10,080	4,92,790	2,70,210	3,35,430	2,30,307
“ Sind	4,123	2,267	1,548	2,741	4,124	1,77,100	1,19,410	85,667	1,37,100	2,13,775
“ Madras	982	391	165	1,007	1,019	39,490	71,800	17,389	62,282	51,343
“ Burma	2,956	1,613	620	2,025	1,801	1,26,840	1,10,710	79,613	1,23,237	97,329
TOTAL	21,587	18,155	10,318	17,828	18,788	11,59,130	10,17,230	7,46,284	9,48,868	8,93,941

* Included in Turkey, Asiatic prior to 1921-22.

No. 13—continued

ARTICLES AND COUNTRIES OF CONSIGNMENT; ALSO SHARE OF EACH PROVINCE	QUANTITY					VALUE				
	1919-20	1920-21	1921-22	1922-23	1923-24	R	R	R	R	R
Chemicals and chemical preparations (excluding chemical manures and medicines)—continued										
<i>Arsenic and its oxides (III. C)—</i>	Cwts.	Cwts.	Cwts.	Cwts.	Cwts.					
United Kingdom	2,010	448	120	74	80	04,780	22,180	6,011	3,902	4,706
Mesopotamia *	—	—	51	190	—	—	—	5,071	16,466	—
Straits Settlements (including Labuan)	55	68	99	57	54	1,160	2,600	5,843	3,586	3,807
Hongkong	187	238	404	512	744	7,000	9,390	23,055	41,566	67,250
Victoria	108	6	6,980	346
Australian Commonwealth (Total)	108	6	6,980	346
TOTAL BRITISH EMPIRE	2,860	744	674	838	898	1,09,020	34,120	39,980	65,510	76,208
Germany	183	129	107	18	..	11,770	7,004	4,385	1,394
Netherlands	100	20	..	3,370	900	..
Belgium	860	20,870
China (exclusive of Hongkong and Macao)	86	100	426	242	303	1,180	5,720	35,751	17,638	37,636
Japan	120	45	..	4	..	2,740	1,280	..	862	..
Egypt †	—	—	—	—	33	—	—	—	—	802
United States of America— Vid Atlantic Coast	19	1,620
TOTAL FOREIGN COUNTRIES	266	707	555	378	444	7,290	41,210	42,765	23,235	39,832
Share of Bengal	1,626	560	363	431	399	79,590	31,130	29,800	33,202	34,332
.. Bombay	326	631	453	662	739	12,810	35,260	27,918	48,514	65,442
.. Sind	636	158	123	..	48	20,370	6,730	5,480	..	2,745
.. Madras	8	3	192	45	89	600	320	13,585	3,116	9,124
.. Burma	120	49	96	68	62	3,840	1,900	5,558	3,971	3,897
TOTAL	2,616	1,451	1,220	1,206	1,337	1,17,210	75,380	82,785	88,745	1,16,040
Leaching materials—										
Bleaching powder (calcium hypochlorate, chloride of lime) (III. C)—	Cwts.	Cwts.	Cwts.	Cwts.	Cwts.					
United Kingdom	81,472	115,209	76,926	47,564	54,862	10,35,520	26,31,580	14,43,404	6,13,045	6,18,423
Other British possessions	18	500	..	5	..
TOTAL BRITISH EMPIRE	81,472	115,227	76,926	47,564	54,862	10,35,520	26,32,080	14,43,404	6,13,050	6,18,423
Germany	100	3,049	2,189	6,959	..	2,780	49,947	28,180	84,391
Belgium	20	434	..	61	..	1,040	9,181	..	738
Italy	592	40	1,857	401	..	8,080	448	18,780	3,509
Czechoslovakia	—	—	..	10	..	—	—	..	173	..
Japan	5,239	6,554	1,35,610	1,06,860
United States of America— Vid Atlantic Coast	7,455	24,251	9	46	8	95,090	4,01,780	366	933	172
.. Pacific	2,003	15,418	2,040	39,400	3,82,290	50,686
TOTAL FOREIGN COUNTRIES	14,697	46,935	6,172	3,552	7,429	2,70,160	9,92,780	1,10,577	48,016	88,810
Share of Bengal	80,529	136,027	60,713	31,166	31,472	10,94,640	30,53,660	11,40,297	4,04,339	3,49,269
.. Bombay	15,260	25,412	21,561	19,226	29,289	1,96,500	5,49,220	3,97,157	2,44,676	3,36,573
.. Sind	328	191	180	250	340	3,960	2,790	3,633	3,972	4,194
.. Madras	42	118	241	464	1,138	480	2,990	6,057	7,906	16,053
.. Burma	10	414	403	10	52	130	16,210	6,837	173	844
TOTAL	96,169	162,162	83,098	51,116	62,291	12,95,710	86,24,860	15,53,981	6,61,066	7,07,233
Other sorts (III. C)—	Cwts.	Cwts.	Cwts.	Cwts.	Cwts.					
United Kingdom	1,170	1,663	1,158	957	361	29,860	40,110	22,327	19,262	7,171
Share of Bengal	100	100	100	437	..	4,370	4,570	4,140	8,553	..
.. Bombay	1,070	1,663	1,058	520	361	25,490	35,540	18,187	10,706	7,171
TOTAL	1,170	1,663	1,158	957	361	29,860	40,110	22,327	19,262	7,171

* Included in Turkey, Asiatic prior to 1921-22.

† Shown as a foreign country from 1923-24.

ARTICLES, AND COUNTRIES OF CONSIGNMENT; ALSO SHARE OF EACH PROVINCE	QUANTITY					VALUE				
	1919-20	1920-21	1921-22	1922-23	1923-24	1919-20	1920-21	1921-22	1922-23	1923-24
Chemicals and chemical preparations (excluding chemical manures and medicines)—										
<i>Bleaching materials—continued</i>										
Total Bleaching materials—	Cwts.	Cwts.	Cwts.	Cwts.	Cwts.					
United Kingdom	82,642	114,872	78,084	48,521	55,223	10,55,380	26,71,690	14,65,781	6,32,307	6,25,594
Other British Possessions		18					500			
TOTAL BRITISH EMPIRE	82,642	114,890	78,084	48,521	55,223	10,55,380	26,72,190	14,65,781	6,32,312	6,25,594
Germany		100	2,049	2,139	6,959		2,780	49,947	28,130	84,891
Belgium		20	434		61		1,040	9,181		736
Italy		592	40	1,357	401		8,030	448	18,780	3,509
Czechoslovakia				10					173	
Japan	5,239	6,554				1,85,610	1,96,860			
United States of America—										
Via Atlantic Coast	7,455	24,251	9	46	8	95,090	4,01,780	365	938	172
„ Pacific „	2,003	15,418	2,640			39,490	3,82,290	80,686		
TOTAL FOREIGN COUNTRIES	14,697	46,935	5,172	3,552	7,320	2,70,190	9,92,780	1,10,577	48,016	88,810
Share of Bengal	30,628	136,122	60,813	31,603	21,472	10,99,210	30,58,230	11,44,437	4,12,892	3,49,269
„ Bombay	16,330	26,976	22,819	19,746	29,650	2,21,990	5,84,760	4,15,344	2,56,385	3,43,714
„ Sind	328	191	180	260	340	3,960	2,730	3,633	3,972	4,494
„ Madras	40	113	241	464	1,138	480	2,990	6,057	7,905	16,053
„ Burma	70	414	403	10	52	130	16,210	6,837	173	844
TOTAL	97,839	169,825	84,256	52,073	62,652	18,25,570	36,64,970	15,76,308	6,80,328	7,14,404
Carbide of Calcium (III. C)—	Cwts.	Cwts.	Cwts.	Cwts.	Cwts.					
United Kingdom	538	312	400	149	287	12,960	8,750	7,528	2,649	4,672
Straits Settlements (including Labuan)	223	1				7,050	20			
Other British Possessions					25	20				740
TOTAL BRITISH EMPIRE	761	313	400	149	312	20,030	8,770	7,528	2,649	5,412
Sweden	405	1,285	180	954	300	11,600	20,740	25,996	17,498	6,628
Norway	5,519	13,855	3,204	18,734	17,247	95,800	2,29,130	1,45,798	4,00,877	3,20,611
Denmark				149					2,490	
Germany			1,809	788	703			44,115	13,103	6,456
Netherlands				178	376				4,393	3,316
Belgium			800	197				21,424	5,512	
Switzerland				200	20				5,900	247
Italy				1,311	3,264		180		20,646	48,878
Austria			90	357	2,741			1,465	6,279	43,108
Hungary										
Czechoslovakia					300					4,230
Serb-Croat Slovene State (Jugo-Slavia)				200	900				2,780	11,962
Turkey, Asiatic—			311					3,480		
Persian Gulf		974					10,910			
Japan	750		900	876		40,400		17,960	4,065	
United States of America—										
Via Atlantic Coast	121	996	982	1,179	2,752	3,780	17,490	27,080	27,107	58,206
„ Pacific „		43	16				400	392		
TOTAL FOREIGN COUNTRIES	6,798	17,187	11,292	24,520	28,405	1,51,080	2,78,950	2,87,975	5,11,157	4,97,651
Share of Bengal	5,952	13,577	7,703	19,097	21,176	1,12,450	2,12,190	2,08,544	4,05,426	3,81,681
„ Bombay	739	2,452	2,197	4,000	4,391	29,070	39,020	39,945	69,724	60,748
„ Sind	704	330	10	121	193	2,670	6,800	457	3,170	10,481
„ Madras	218	973	934	313	1,065	3,560	19,010	21,258	23,705	31,779
„ Burma	491	178	848	638	687	22,330	5,900	23,929	11,780	16,379
TOTAL	7,554	17,500	11,692	24,660	28,717	1,71,130	2,87,620	2,95,208	5,18,806	5,03,063
Uypporas (Sulphurous sulphate) (III. C)—	Cwts.	Cwts.	Cwts.	Cwts.	Cwts.					
United Kingdom	30,339	24,335	3,738	4,108	3,639	2,08,520	1,17,350	24,117	25,775	17,652
Ceylon	31	1	1		8	310	20	20		105
TOTAL BRITISH EMPIRE	30,360	24,336	3,739	4,108	3,647	2,08,830	1,17,370	24,137	25,775	17,757

No. 13—continued

ARTICLES AND COUNTRIES OF CONSIGNMENT; ALSO SHARE OF EACH PROVINCE	QUANTITY					VALUE				
	1919-20	1920-21	1921-22	1922-23	1923-24	1919-20	1920-21	1921-22	1922-23	1923-24
Chemicals and chemical preparations (excluding chemical manures and medicines)—continued										
Copperas (ferrous sulphate) (III. C)—continued	Cwts.	Cwts.	Cwts.	Cwts.	Cwts.	R	R	R	R	R
Sweden	16	96
Germany	4,010	12,058	18,577	23,759	56,231	50,743
Japan	250	2,120
TOTAL FOREIGN COUNTRIES	250	..	4,035	12,058	18,577	2,120	..	23,855	56,231	50,743
Share of Bengal	4,937	3,985	3,176	1,975	3,690	38,600	25,910	19,361	10,914	16,364
.. Bombay	16,614	14,000	5,240	9,236	9,910	1,13,770	61,250	27,055	37,196	36,979
.. Sind	8,756	6,952	171	5,181	2,937	56,510	27,810	953	28,848	11,590
.. Madras	403	296	21	704	667	2,670	2,400	220	5,048	3,567
.. Burma	73	61	500	403
TOTAL	30,610	24,336	8,669	17,140	17,224	2,10,050	1,17,870	47,992	82,006	68,500
Copper Sulphate (III. C)—	Cwts.	Cwts.	Cwts.	Cwts.	Cwts.					
United Kingdom	4,978	7,873	924	6,517	1,671	1,22,760	2,01,420	23,349	1,60,105	37,207
Other British Possessions	18	38	300	940
TOTAL BRITISH EMPIRE	4,991	7,911	924	6,517	1,671	1,23,120	2,02,360	23,349	1,60,105	37,207
Sweden	1	22
Germany	1,871	3,096	6,846	49,659	75,464	1,78,257
Belgium	100	616	2,825	12,463
Japan	6,753	274	2,10,000	8,810
United States of America— Via Atlantic Coast	140	4,350
TOTAL FOREIGN COUNTRIES	6,893	274	1,871	3,196	9,463	2,15,340	8,810	49,659	77,789	1,90,742
Share of Bengal	1,959	2,565	1,211	3,471	3,157	1,68,790	74,790	30,303	83,681	67,338
.. Bombay	6,012	4,217	1,440	4,441	6,253	1,63,850	98,250	38,948	1,06,839	1,22,319
.. Sind	530	817	129	1,265	778	12,800	21,140	3,288	32,252	16,951
.. Madras	138	192	1	226	312	4,200	5,850	61	7,685	17,780
.. Burma	245	364	14	310	111	8,600	11,070	408	8,437	3,661
TOTAL	11,884	8,185	2,795	9,713	11,174	3,38,460	2,11,170	73,008	2,37,894	2,27,040
Disinfectants—										
Naphthalene (III. C)—	Cwts.	Cwts.	Cwts.	Cwts.	Cwts.					
United Kingdom	2,364	2,000	1,662	208	216	40,380	88,900	56,173	6,338	9,214
Straits Settlements (Includ- ing Labuan)	50	1	1,820	100	..	1	..
Other British Possessions	10	1
TOTAL BRITISH EMPIRE	2,414	2,004	1,662	208	216	50,710	89,000	56,173	6,339	9,215
Germany	3,194	3,822	2,068	73,729	68,321	37,413
Netherlands	152	3,337	..
Belgium	122	965	2,150	15,020
France	120	4,150
Japan	1,158	342	22	40,570	12,470	706	..	4
United States of America— Via Atlantic Coast	2	1	102	108	92	300	300	4,457	1,795	2,021
Other Foreign Countries	22	700
TOTAL FOREIGN COUNTRIES	1,182	463	3,618	4,214	3,125	41,570	16,920	78,892	75,003	55,358
Share of Bengal	2,430	2,031	3,466	1,663	1,186	63,750	59,830	81,389	30,970	22,711
.. Bombay	893	478	1,016	1,470	1,990	29,130	15,520	24,739	22,310	12,753
.. Sind	102	389	292	556	346	2,530	9,920	6,881	15,250	7,609
.. Madras	40	93	72	274	159	2,550	4,230	1,993	5,395	2,043
.. Burma	131	356	434	179	267	4,430	16,120	20,063	8,017	19,637
TOTAL	3,596	3,307	5,280	4,422	3,341	92,280	1,05,920	1,85,065	81,042	64,573

ARTICLES AND COUNTRIES OF CONSIGNMENT; ALSO SHARE OF EACH PROVINCE	QUANTITY					VALUE				
	1919-20	1920-21	1921-22	1922-23	1923-24	1919-20	1920-21	1921-22	1922-23	1923-24
						R	R	R	R	R
Chemicals and chemical preparations (excluding chemical manures and medicines)—continued										
<i>Disinfectants—continued</i>										
Others (Ill. C)—	Cwts.	Cwts.	Cwts.	Cwts.	Cwts.					
United Kingdom	28,709	21,027	10,171	20,134	16,992	6,57,190	7,27,800	4,45,508	6,84,443	5,38,671
Mesopotamia *	46	4	—	—	..	1,300	651
Ceylon	287	89	70	85	48	5,460	5,140	2,390	2,562	3,155
Straits Settlements (including Labuan)	62	18	12	1,320	1,090	29	51	1,335
South Australia (including Northern territory)	8	300	56
Victoria	10	129	..	37	..	260	8,320	..	1,820	..
Tasmania	1	226	30	7,552
New South Wales	52	20	..	4	..	1,120	1,010	6	156	..
Australian Commonwealth (Total)	70	150	226	41	..	1,070	9,360	7,552	1,976	56
Other British Possessions	63	1	1,370	52
TOTAL BRITISH EMPIRE	24,191	21,284	10,467	20,306	17,057	6,67,010	7,43,390	4,55,485	6,90,337	5,43,921
Germany	7	72	149	150	..	1,380	2,047	14,898	4,062
Belgium	39	..	409	1,425	..	10,073
France	1	8	1	2	..	220	2,550	25	578	..
Italy	8	2,650
China (exclusive of Hong-kong and Macao)	18	5,217
Japan	24	68	143	170	93	3,710	10,000	42,880	55,647	16,370
United States of America—Vid Atlantic Coast	87	62	308	29	3	4,430	3,800	14,650	5,220	343
“ Pacific “	1	31	400	230	3
Other Foreign Countries	14	490	..	30	88
TOTAL FOREIGN COUNTRIES	118	185	566	350	673	8,760	18,040	63,177	76,373	36,761
Share of Bengal	3,680	6,505	3,398	6,462	5,588	2,61,750	2,38,610	1,68,208	2,22,405	1,74,945
“ Bombay	7,131	7,666	4,378	8,049	6,035	2,20,470	2,86,330	2,16,307	3,39,691	2,67,732
“ Sind	1,413	3,294	236	3,015	2,363	49,130	91,850	11,071	50,261	71,003
“ Madras	3,006	1,692	1,531	846	1,503	55,500	71,620	58,614	30,841	49,149
“ Burma	4,044	2,312	1,490	2,284	2,241	88,920	72,520	63,942	84,512	77,839
TOTAL	24,304	21,469	11,033	20,656	17,730	6,76,770	7,61,430	5,18,662	7,66,710	5,80,682
Total Disinfectants—	Cwts.	Cwts.	Cwts.	Cwts.	Cwts.					
United Kingdom	26,073	23,927	11,838	20,342	17,208	7,06,570	8,16,700	5,01,681	6,90,786	5,47,887
Mesopotamia *	46	4	—	—	..	1,300	652
Ceylon	287	89	70	85	48	5,470	5,140	2,390	2,562	3,155
Straits Settlements (including Labuan)	112	22	12	2,640	1,190	20	52	1,339
South Australia (including Northern territory)	8	300	50
Victoria	10	129	..	37	..	250	8,320	..	1,820	..
Tasmania	1	226	30	7,552
New South Wales	52	20	..	4	..	1,120	1,010	6	156	..
Australian Commonwealth (Total)	70	150	226	41	..	1,070	9,360	7,552	1,976	56
Other British Possessions	63	1	1,370	52
TOTAL BRITISH EMPIRE	26,605	24,188	12,120	20,514	17,273	7,17,720	8,32,390	5,11,658	6,90,676	5,53,136
Germany	7	3,566	3,981	2,218	..	1,380	75,776	83,210	41,475
Netherlands	152	3,367	88
Belgium	39	122	1,374	1,425	2,150	20,598
France	1	123	1	2	..	220	6,700	25	578	..
Italy	8	2,650
China (exclusive of Hong-kong and Macao)	22	18	700	5,217
Japan	1,182	410	165	170	93	44,250	22,560	43,086	55,647	16,374
United States of America—Vid Atlantic Coast	89	63	410	187	95	4,730	3,600	19,107	7,015	2,364
“ Pacific “	1	31	400	230	3
Other Foreign Countries	14	490
TOTAL FOREIGN COUNTRIES	1,295	648	4,184	4,564	3,798	50,380	34,960	1,42,069	1,51,976	92,119
Share of Bengal	11,110	8,556	6,864	8,125	6,968	3,15,500	2,98,440	2,49,597	2,53,376	1,97,639
“ Bombay	8,024	8,144	5,394	9,499	6,334	2,49,650	3,02,660	2,41,568	3,61,001	2,20,505
“ Sind	1,546	3,683	628	3,871	2,799	51,460	1,01,770	17,962	1,05,511	78,512
“ Madras	3,046	1,785	1,603	1,120	1,662	58,090	76,860	60,607	30,226	61,183
“ Burma	4,175	2,663	1,924	2,463	2,308	93,350	88,640	84,005	92,529	57,395
TOTAL	27,900	24,836	16,313	25,078	21,071	7,68,050	8,67,350	6,53,727	8,48,652	6,45,255

* Included in Turkey, Asiatic, prior to 1921-22.

No. 13—continued

ARTICLES AND COUNTRIES OF CONSIGNMENT; ALSO SHARE OF EACH PROVINCE	QUANTITY					VALUE				
	1919-20	1920-21	1921-22	1922-23	1923-24	1919-20	1920-21	1921-22	1922-23	1923-24
Chemicals and chemical preparations (excluding chemical manures and medicines)—continued						R	R	R	R	R
Glycerine (III.O) (a)—	Cwts.	Cwts.	Cwts.	Cwts.	Cwts.					
United Kingdom	—	1,723	728	2,609	2,986	—	1,31,150	71,050	1,94,233	1,02,824
Egypt †	—	1	—	—	110	—
TOTAL BRITISH EMPIRE	—	1,724	728	2,609	2,986	—	1,31,260	71,050	1,94,233	1,02,824
Germany	—	20	108	77	2	—	2,140	10,507	5,710	241
Netherlands	—	..	55	42	6	—	..	5,221	3,372	342
United States of America—										
<i>Via</i> Atlantic Coast	—	87	25	—	12,410	2,895	80	5
" Pacific "	—	96	—	8,430
Argentine Republic (includ- ing the Atlantic Coast of Patagonia)	—	14	—	1,460
Other Foreign Countries	—	1	10	—	110	58	..	678
TOTAL FOREIGN COUNTRIES	—	218	188	119	17	—	24,550	18,181	9,182	1,266
Share of Bengal	—	1,017	571	1,303	1,116	—	81,060	54,374	95,302	74,684
" Bombay	—	444	253	1,161	1,121	—	34,550	24,756	85,440	72,217
" Sind	—	112	4	110	168	—	15,090	623	11,046	13,059
" Madras	—	328	3	108	481	—	20,710	593	7,439	27,783
" Burma	—	41	80	46	87	—	4,390	3,985	4,168	6,347
TOTAL	—	1,942	911	2,728	3,003	—	1,55,910(b)	89,231	2,03,895	1,04,090
and compounds—										
Acetate (III. C)—	Cwts.	Cwts.	Cwts.	Cwts.	Cwts.					
United Kingdom	2,973	3,871	1,228	1,876	1,148	1,13,740	2,00,700	40,859	56,996	41,117
Germany	26	1,707	1,140	4,004	..	1,860	59,647	81,295	1,49,891
Netherlands	35	..	125	776	..	1,720	..	4,098	29,998
Belgium	107	..	80	6,890	..	1,221	..
Italy	302	9,801
Austria	323	11,597
Japan	2	..	81	240	..	1,950	..
United States of America—										
<i>Via</i> Atlantic Coast	374	19	195	16,870	1,210	9,215
TOTAL FOREIGN COUNTRIES	374	189	1,707	1,382	5,600	16,870	11,420	59,647	88,684	2,10,500
Share of Bengal	4	30	..	28	29	530	1,580	..	1,036	625
" Bombay	3,331	3,990	2,950	2,381	6,612	1,28,910	2,08,100	98,270	84,641	2,47,746
" Sind	4	..	1	610	..	76	..
" Madras	12	36	70	348	86	1,170	1,730	2,236	9,807	3,177
" Burma	70
TOTAL	3,347	4,060	3,020	3,258	6,748	1,30,610	2,12,120	1,00,506	95,560	2,51,617

(a) Separately recorded from 1920-21.
(b) Duty was collected on Rs. 1,53,190 in 1920-21.
† Shown as a Foreign Country from 1923-24.

ARTICLES, AND COUNTRIES OF CONSIGNMENT; ALSO SHARE OF EACH PROVINCE	QUANTITY					VALUE				
	1919-20	1920-21	1921-22	1922-23	1923-24	1919-20	1920-21	1921-22	1922-23	1923-24
Chemicals and chemical preparations (excluding chemical manures and medicines)—continued										
Lead compounds—continued										
Litharge (III. C)—	Cwts.	Cwts.	Cwts.	Cwts.	Cwts.					
United Kingdom	1,775	670	809	470	467	23,050	29,130	26,112	14,345	14,386
Germany	207	..	440	6,128	..	14,292
France	200	..	100	6,761	..	2,886
Italy	100	178	3,090	4,736
Japan	71	1,020
United States of America— Via Atlantic Coast	110	64	43	2	10	4,320	2,530	1,483	120	514
Other Foreign Countries	91	20	210	..
TOTAL FOREIGN COUNTRIES	110	64	450	193	799	4,320	2,530	14,402	3,420	23,442
Share of Bengal	13	89	174	146	94	360	3,660	6,434	4,273	1,844
.. Bombay	1,864	563	955	426	1,126	26,660	24,010	30,180	16,087	31,436
.. Sind	3	30	145	..
.. Madras	8	82	95	63	16	350	3,990	3,820	2,396	1,519
.. Burma	20	859	..
TOTAL	1,885	734	1,250	664	1,206	27,370	31,630	40,514	17,765	37,828
Others (III. C)—	Cwts.	Cwts.	Cwts.	Cwts.	Cwts.					
United Kingdom	208	310	797	399	286	7,150	12,720	29,167	15,334	10,961
Ceylon	90
TOTAL BRITISH EMPIRE	208	310	797	399	286	7,150	12,810	29,167	15,334	10,961
Germany	99	10	5	3,979	541	155
Netherlands	162	6,602
Other Foreign Countries	3	260	96
TOTAL FOREIGN COUNTRIES	3	..	261	10	5	260	..	10,581	541	251
Share of Bengal	200	300	215	268	297	6,880	12,340	8,742	12,220	11,107
.. Bombay	8	10	778	121	..	310	380	29,124	3,655	96
.. Sind	2	176
.. Madras	63	90	1,707
.. Burma	3	220
TOTAL	211	310	1,058	409	291	7,410	12,810	89,748	15,875	11,212
Total Lead compounds—	Cwts.	Cwts.	Cwts.	Cwts.	Cwts.					
United Kingdom	4,956	4,851	2,829	2,745	1,901	1,43,940	2,42,550	96,138	86,675	66,464
Ceylon	90
TOTAL BRITISH EMPIRE	4,956	4,851	2,829	2,745	1,901	1,43,940	2,42,640	96,138	86,675	66,464
Germany	26	2,103	1,156	4,149	..	1,300	69,754	31,886	1,64,338
Netherlands	35	162	125	776	..	1,720	6,632	4,693	29,996
Belgium	107	..	30	6,890	..	1,221	..
France	3	..	200	..	100	220	..	6,761	..	2,886
Italy	100	480	3,090	14,591
Austria	323	11,597
Japan	2	..	81	71	..	240	..	1,950	1,020
United States of America— Via Atlantic Coast	484	83	43	2	205	21,230	3,740	1,483	120	9,825
Other Foreign Countries	91	210	..
TOTAL FOREIGN COUNTRIES	487	253	2,508	1,585	6,104	21,450	13,950	84,630	42,525	2,34,193
Share of Bengal	217	419	394	462	493	7,770	17,630	15,226	17,534	13,575
.. Bombay	5,203	4,563	4,713	3,423	7,763	1,55,650	2,32,190	1,57,574	98,383	2,82,277
.. Sind	4	2	4	610	205	221	..
.. Madras	20	118	228	416	132	1,520	6,870	7,763	12,203	9,735
.. Burma	3	20	..	220	859	70
TOTAL	5,443	5,104	5,337	4,330	8,305	1,65,390	2,50,590	1,80,768	1,20,200	3,00,657
Magnesium compounds— (chloride (III. C))—	Cwts.	Cwts.	Cwts.	Cwts.	Cwts.					
United Kingdom	16,957	35,186	5,476	2,682	3,624	2,27,300	5,39,040	70,948	30,512	25,048
Germany	16,114	40,630	64,687	72,591	..	2,07,090	3,68,547	3,14,747	2,01,492
Netherlands	4,150	401	1,492	298	..	62,100	3,425	9,354	902
Belgium	3,081	690	678	39,480	6,374	3,095	..
Other Foreign Countries	8	46	6	6	24	100	840	336	357	671
TOTAL FOREIGN COUNTRIES	8	23,391	41,136	66,863	72,883	100	3,00,170	3,78,712	3,28,163	2,05,066

No. 13—continued

ARTICLES, AND COUNTRIES OF CONSIGNMENT; ALSO SHARE OF EACH PROVINCE	QUANTITY					VALUE				
	1919-20	1920-21	1921-22	1922-23	1923-24	1919-20	1920-21	1921-22	1922-23	1923-24
Chemicals and chemical preparations (excluding chemical manures and medicines)—continued						R	R	R	R	R
Magnesium compounds—continued										
Chloride (III. C)—continued	Owts.	Owts.	Owts.	Owts.	Owts.					
Share of Bengal	1,093	3,102	2,320	804	2,193	13,520	70,050	34,440	3,807	7,565
„ Bombay	15,761	54,279	43,448	67,633	11,911	2,12,140	7,48,160	4,11,569	3,43,096	2,12,376
„ Sind	6	104
„ Madras	80	1,162	254	358	1,942	1,150	20,360	2,410	6,509	7,813
„ Burma	31	34	75	250	157	590	650	657	4,505	2,329
TOTAL	16,965	58,577	46,612	69,546	70,506	2,27,400(b)	8,39,210(b)	4,40,680(b)	3,58,665	2,30,113
Alphate (III. C) (a)—		Cwts.	Cwts.	Cwts.	Cwts.					
United Kingdom	—	3,832	1,341	1,833	1,085	—	62,910	34,047	30,124	18,631
Other British Possessions	—	20	10	3	..	—	350	240	61	..
TOTAL BRITISH EMPIRE	—	3,852	1,351	1,836	1,085	—	63,260	34,287	30,185	18,631
Germany	—	3,571	7,416	42,133	35,529	—	31,550	42,716	1,72,474	1,02,125
Belgium	—	89	..	50	399	—	820	..	404	1,521
Japan	—	685	25	10	..	—	6,270	463	186	..
Other Foreign Countries	—	9	..	40	220	—	100	16	250	1,010
TOTAL FOREIGN COUNTRIES	—	4,354	7,441	42,233	36,148	—	38,800	43,185	1,73,204	1,04,656
Share of Bengal	—	275	67	1,872	2,752	—	5,580	4,032	11,302	12,641
„ Bombay	—	5,969	7,850	36,687	29,523	—	60,910	50,593	1,47,409	82,520
„ Sind	—	1,009	429	4,049	3,091	—	20,070	13,305	33,163	16,608
„ Madras	—	286	264	80	18	—	4,170	6,132	911	391
„ Burma	—	667	182	1,181	1,819	—	11,320	3,416	10,664	10,927
TOTAL	—	8,206	8,792	43,869	37,233	—	1,02,060(c)	77,478	2,03,440	1,23,287
Others (III. C)—	Cwts.	Cwts.	Cwts.	Cwts.	Cwts.					
United Kingdom	1,878	98	94	30	407	22,230	4,890	13,588	3,461	18,037
Other British Possessions	7	1	..	90	10	..	210	..
TOTAL BRITISH EMPIRE	1,885	98	94	30	407	22,320	4,900	13,588	3,680	18,037
Germany	104	87	38	20	..	2,600	817	928	335
Japan	2,007	18	25,950	30	242
Other Foreign Countries	2	10	180	470	..	6	..
TOTAL FOREIGN COUNTRIES	2,009	114	87	38	38	26,130	3,000	817	933	577
Share of Bengal	5	32	1	7	18	150	2,140	75	1,094	280
„ Bombay	4,491	9	43	28	387	40,570	560	11,824	2,522	15,504
„ Sind	161	2	137	4	1	4,540	150	2,506	349	80
„ Madras	33	152	..	16	22	1,080	4,110	..	340	2,160
„ Burma	104	17	..	18	1	2,080	940	..	305	490
TOTAL	4,794	212	181	78	145	48,450(d)	7,900	14,405	4,613	19,614
Magnesium compounds—	Cwts.	Cwts.	Cwts.	Cwts.	Cwts.					
United Kingdom	18,835	89,116	6,911	4,354	5,115	2,49,530	6,06,840	1,18,608	64,097	62,616
Other British Possessions	7	20	10	4	..	90	160	240	280	..
TOTAL BRITISH EMPIRE	18,842	89,136	6,921	4,358	5,115	2,49,620	6,07,000	1,18,848	64,377	62,616
Germany	19,789	47,538	106,853	108,110	..	2,41,740	4,12,080	4,88,119	3,95,952
Netherlands	4,150	401	1,532	498	..	52,160	3,463	9,609	1,407
Belgium	3,170	699	728	399	..	40,300	6,374	4,009	1,521
Japan	2,007	685	25	10	18	25,950	6,300	458	136	242
Other Foreign Countries	10	65	6	6	44	280	1,470	844	357	1,116
TOTAL FOREIGN COUNTRIES	2,017	27,859	48,604	109,129	109,069	26,230	3,41,970	4,22,714	5,02,250	3,10,294

(a) Separately recorded from 1920-21.

(b) Duty was collected on Rs. 129 in 1919-20, on Rs. 1,940 in 1920-21, and on Rs. 47,779 in 1921-22.

(c) " " on Rs. 110 in 1921-22.

(d) " " on Rs. 6,070 in 1919-20.

ARTICLES, AND COUNTRIES OF CONSIGNMENT; ALSO SHARE OF EACH PROVINCE	QUANTITY					VALUE				
	1919-20	1920-21	1921-22	1922-23	1923-24	1919-20	1920-21	1921-22	1922-23	1923-24
						R	R	R	R	R
Chemicals and chemical preparations (excluding chemical manures and medicines)—continued										
Magnesium compounds—concluded										
Total Magnesium compounds—continued	Cwts.	Cwts.	Cwts.	Cwts.	Cwts.					
Share of Bengal	1,098	3,409	2,897	2,683	3,263	13,700	77,800	38,547	16,283	20,486
„ Bombay	20,852	60,267	51,341	104,348	101,824	2,52,710	8,09,660	4,74,286	4,93,027	3,10,700
„ Sind	161	1,011	572	4,053	3,092	4,540	20,260	15,916	33,618	16,588
„ Madras	113	1,600	618	954	1,982	2,230	28,640	8,542	8,060	11,394
„ Burma	135	718	257	1,449	2,023	2,670	12,910	4,273	15,865	13,746
TOTAL	21,759	66,095	55,685	113,487	114,184	2,76,850	9,49,170	5,41,568	5,66,727	3,72,914
Potassium compounds—										
Bichromate (III. O) (a)—		Cwts.	Cwts.	Cwts.	Cwts.					
United Kingdom	—	1,411	804	2,900	3,301	—	2,11,950	60,904	1,33,911	1,31,724
Ceylon	—	—	10
TOTAL BRITISH EMPIRE	—	1,411	804	2,900	3,301	—	2,11,960	60,904	1,33,911	1,31,724
Germany	—	359	2,607	712	570	—	42,740	1,58,884	34,316	23,203
Netherlands	—	..	60	—	..	3,845	50	..
Belgium	—	..	55	..	425	—	..	2,928	..	15,897
Japan	—	601	39	—	67,330	2,335
United States of America—										
Via Atlantic Coast	—	7	30	1,063	1,160	—	770	3,129	45,551	28,284
Other Foreign Countries	—	..	10	—	..	630
TOTAL FOREIGN COUNTRIES	—	967	2,762	1,775	2,194	—	1,10,840	1,63,916	79,917	69,779
Share of Bengal	—	140	106	628	512	—	19,260	8,162	28,733	20,416
„ Bombay	—	2,222	3,261	3,241	3,449	—	3,02,170	2,04,914	1,46,801	1,20,209
„ Sind	—	2	4	12	30	—	290	575	668	1,254
„ Madras	—	..	138	781	1,457	—	10	10,619	36,778	57,723
„ Burma	—	14	7	13	47	—	1,070	550	798	1,901
TOTAL	—	2,378	3,566	4,675	5,405	—	3,22,800	2,24,820	2,13,828	2,01,503
Chlorate (III. O) (a)—		Cwts.	Cwts.	Cwts.	Cwts.					
United Kingdom	—	142	66	67	119	—	8,750	3,494	2,140	2,634
Straits Settlements (including Labuan)	—	—	..	10
TOTAL BRITISH EMPIRE	—	142	66	67	119	—	8,750	3,504	2,140	2,634
Sweden	—	594	220	424	410	—	25,260	6,665	12,921	9,125
Norway	—	20	—	1,150
Germany	—	..	2,645	4,058	5,821	84,108	1,04,513	1,24,041
Netherlands	—	6	175	—	443	3,567
Belgium	—	64	200	3	137	—	4,100	8,487	100	2,955
France	—	60	..	20	..	—	2,740	..	590	..
Switzerland	—	..	80	..	49	—	..	2,108	..	1,123
Italy	—	930	10	—	41,480	1,098
Austria	—	40	..	—	1,090	..
Hungary	—	130	—	7,060
Czechoslovakia	—	..	5	100	..	—	..	125	2,722	..
Japan	—	969	—	26,479
United States of America—										
Via Atlantic Coast	—	140	—	6,950
TOTAL FOREIGN COUNTRIES	—	1,938	3,160	4,651	7,561	—	88,700	1,02,581	1,22,379	1,07,800
Share of Bengal	—	334	775	325	2,132	—	18,130	30,373	10,048	54,140
„ Bombay	—	1,681	2,217	3,983	4,491	—	74,960	67,096	1,01,664	93,167
„ Sind	—	7	..	77	327	—	600	..	2,908	7,320
„ Madras	—	43	40	150	126	—	2,670	1,065	4,564	2,758
„ Burma	—	15	194	183	604	—	1,100	7,552	5,335	13,139
TOTAL	—	2,080	3,226	4,718	7,680	—	97,450	1,06,085	1,24,519	1,70,324

(a) Separately recorded from 1920-21.

No. 13—continued

ARTICLES, AND COUNTRIES OF CONSIGNMENT; ALSO SHARE OF EACH PROVINCE	QUANTITY					VALUE				
	1919-20	1920-21	1921-22	1922-23	1923-24	1919-20	1920-21	1921-22	1922-23	1923-24
Chemicals and chemical preparations (excluding chemical manures and medicines)—continued						R	R	R	R	R
Potassium compounds— continued										
Cyanide of Potassium (III. C)—	Cwts.	Cwts.	Cwts.	Cwts.	Cwts.					
United Kingdom	37	121	10	7	9	9,480	39,230	3,573	2,080	1,873
Egypt *	49	..	—
TOTAL BRITISH EMPIRE	37	121	10	7	9	9,480	39,230	3,622	2,080	1,873
Germany	1	2	..	20	..	230	263	..	1,100
Java	9	1,890
Japan	30	3,180
Other Foreign Countries	2	170	..	469	57
TOTAL FOREIGN COUNTRIES	30	10	2	2	20	3,180	1,810	263	469	1,160
Share of Bengal	15	44	6	2	32	6,830	11,770	2,230	295	1,928
" <i>Bombay</i>	6	28	1	4	1	1,300	6,910	120	1,116	215
" <i>Sind</i>	2	8	1	2	1	920	2,920	192	380	226
" <i>Madras</i>	13	45	1	..	2	3,120	17,270	285	270	571
" <i>Burma</i>	1	6	3	1	2	490	2,160	1,053	488	100
TOTAL	67	131	12	9	38	12,660	41,040	3,885	2,549	3,030
Saltpetre (potassium nitrate) (III. C)—	Cwts.	Cwts.	Cwts.	Cwts.	Cwts.					
United Kingdom	45	61	21	47	19	2,880	3,100	1,638	1,824	981
Other British Possessions	5	3	90	56	16	5
TOTAL BRITISH EMPIRE	45	66	24	47	19	2,880	3,190	1,694	1,840	986
TOTAL FOREIGN COUNTRIES	11	1	2	376	109	242
Share of Bengal	7	..	2	608	..	216
" <i>Bombay</i>	4	40	1	..	1	220	1,830	47	..	62
" <i>Sind</i>	1	..	1	4	50	220	30	175	211
" <i>Madras</i>	36	11	4	15	5	2,280	380	282	570	171
" <i>Burma</i>	6	14	23	32	9	330	710	1,102	1,203	500
TOTAL	45	66	35	48	21	2,880	3,190	2,060	1,948	1,228
Other sorts (III. C)—	Cwts.	Cwts.	Cwts.	Cwts.	Cwts.					
United Kingdom	1,652	929	400	556	359	1,46,250	2,30,720	1,51,020	1,65,763	1,38,500
Other British Possessions	1	1	20	551	64	..
TOTAL BRITISH EMPIRE	1,652	929	401	557	359	1,46,250	2,30,740	1,51,571	1,65,817	1,38,500

* Shown as a Foreign Country from 1923-24.

ARTICLES, AND COUNTRIES OF CONSIGNMENT, ALSO SHARE OF EACH PROVINCE	QUANTITY					VALUE				
	1919-20	1920-21	1921-22	1922-23	1923-24	1919-20	1920-21	1921-22	1922-23	1923-24
Chemicals and chemical preparations (excluding chemical manures and medicines)—continued						R	R	R	R	R
Potassium compounds—continued.										
Other sorts (III. C)—continued	Cwts.	Cwts.	Cwts.	Cwts.	Cwts.					
Sweden	792	30	27,320	3,610
Norway	80	14	3,800	1,970
Germany	19	958	1,064	1,091	..	5,710	77,144	50,573	48,259
Netherlands	11	211	30	10	..	2,110	21,262	4,844	774
Belgium	15	11	85	24	..	1,940	1,230	6,682	607
France	150	6,210	..	9
Switzerland	11	2,801
Italy	536	50	14	5	15	23,330	2,200	1,620	798	936
Austria	60	1,930
Hungary
Czechoslovakia	—	—	95	28	7,398	1,161	..
China (exclusive of Hong-kong and Macao)	433	53,840
Japan	225	76	16	2	48	30,720	20,610	19,407	2,826	2,342
United States of America— Vid Atlantic Coast	51	149	34	5,700	15,440	6,002
Other Foreign Countries	2	4	..	420	330	..
TOTAL FOREIGN COUNTRIES	2,269	414	1,350	1,218	1,188	1,51,760	55,520	1,36,813	67,164	52,918
Share of Bengal	872	736	460	498	937	1,12,910	1,69,380	1,37,890	1,32,121	1,37,240
„ <i>Bombay</i>	2,109	501	847	874	380	1,20,140	84,390	93,045	46,828	25,213
„ <i>Sind</i>	79	58	113	219	88	15,120	17,370	21,022	19,679	9,068
„ <i>Madras</i>	58	21	315	57	54	15,310	6,510	30,300	10,615	7,791
„ <i>Burma</i>	803	27	11	127	38	34,550	9,510	6,127	23,858	12,196
TOTAL	3,921	1,343	1,751	1,775	1,547	2,98,030	2,86,260	2,88,354	2,32,981	1,91,508
Total Potassium compounds—	Cwts.	Cwts.	Cwts.	Cwts.	Cwts.					
United Kingdom	1,734	2,664	1,301	3,577	3,807	1,58,610	4,93,750	2,20,629	3,05,708	2,75,802
Other British Possessions	5	4	1	120	606	70	5
TOTAL BRITISH EMPIRE	1,734	2,669	1,305	3,578	3,807	1,58,610	4,93,870	2,21,235	3,05,778	2,75,807
Sweden	792	624	220	424	410	27,320	23,870	6,720	12,921	9,125
Norway	80	34	3,860	3,120
Germany	379	6,213	5,835	7,513	..	48,700	3,14,941	1,89,429	1,07,514
Netherlands	11	281	38	185	..	2,280	25,440	5,880	4,398
Belgium	79	266	88	586	..	3,040	12,615	6,732	19,450
France	150	60	..	20	..	6,210	2,740	9	500	..
Switzerland	81	..	49	4,904	..	1,123
Italy	536	980	24	5	15	23,330	43,600	2,713	708	936
Austria	40	1,090	..
Hungary	180	8,990
Czechoslovakia	—	—	100	128	..	—	—	7,463	3,883	..
Java	9	1,390
China (exclusive of Hong-kong and Macao)	433	53,840
Japan	255	677	16	2	1,056	33,900	87,940	19,407	2,828	31,156
United States of America— Vid Atlantic Coast	51	296	64	1,063	1,100	5,700	23,110	9,131	45,551	28,284
Other Foreign Countries	2	..	10	4	..	420	..	575	330	..
TOTAL FOREIGN COUNTRIES	2,269	3,329	7,285	7,047	10,974	1,54,960	2,56,870	4,03,948	2,70,038	2,91,995
Share of Bengal	917	1,254	1,354	1,453	3,665	1,19,740	2,13,340	1,79,263	1,71,247	2,11,000
„ <i>Bombay</i>	2,119	4,472	6,327	8,102	8,322	1,21,660	4,70,360	3,65,221	2,96,409	2,38,866
„ <i>Sind</i>	81	76	121	311	150	16,040	21,410	21,810	23,710	15,081
„ <i>Madras</i>	107	120	543	1,003	1,644	20,710	25,540	42,551	52,797	69,014
„ <i>Burma</i>	809	76	238	356	700	35,370	14,550	16,289	31,662	27,841
TOTAL	4,038	5,996	8,690	11,225	14,781	8,13,570	7,50,740	8,25,243	5,75,825	5,67,802

No. 13—*continued*

ARTICLES, AND COUNTRIES OF CONSIGNMENT; ALSO SHARE OF EACH PROVINCE	QUANTITY					VALUE				
	1919-20	1920-21	1921-22	1922-23	1923-24	1919-20	1920-21	1921-22	1922-23	1923-24
Chemicals and chemical preparations (excluding chemical manures and medicines)—<i>continued</i>						R	R	R	R	R
Soda Compounds—										
Bicarbonate of soda (sodium bicarbonate) (III. C)—	Cwts.	Cwts.	Cwts.	Cwts.	Cwts.					
United Kingdom	85,441	85,044	108,295	93,625	105,366	6,88,080	7,47,490	11,10,422	9,40,665	9,72,513
Ceylon	108	213	9	720	2,020	76
Other British Possessions	4	..	5	110	..	60	..	2
TOTAL BRITISH EMPIRE	85,551	86,157	108,309	93,625	105,366	6,88,910	7,40,510	11,10,558	9,46,665	9,72,515
Germany	36	26	84	343	317	1,209
United States of America—										
<i>Vid Atlantic Coast</i>	46	88	13	1,550	500	141
<i>" Pacific</i>	20	290
Other Foreign Countries	1	10	8
TOTAL FOREIGN COUNTRIES	66	39	36	26	97	1,830	510	351	317	1,410
<i>Share of Bengal</i>	20,769	31,001	29,485	27,168	30,439	1,79,610	2,66,030	3,05,413	2,90,700	3,30,320
<i>" Bombay</i>	22,594	23,641	32,304	26,467	34,446	1,43,500	1,92,680	2,82,626	2,34,228	2,32,365
<i>" Sind</i>	18,912	4,185	29,863	17,374	13,503	1,69,000	36,580	2,03,081	1,75,586	1,28,201
<i>" Madras</i>	7,530	12,006	11,870	11,364	11,615	67,110	1,27,820	1,56,112	1,29,868	1,30,564
<i>" Burma</i>	15,812	15,363	14,823	11,288	15,460	1,31,520	1,26,910	1,63,678	1,16,300	1,52,475
TOTAL	85,617	86,196	108,345	93,661	105,468	6,90,740	7,50,020	11,10,909	9,46,082	9,73,025
Chromate of soda (III. C)—	Cwts.	Cwts.	Cwts.	Cwts.	Cwts.					
United Kingdom	6,369	8,774	7,842	5,599	4,950	1,78,190	3,63,860	4,04,197	1,57,299	1,53,102
Germany	520	1,804	422	529	..	87,080	98,769	15,492	17,749
United States of America—										
<i>Vid Atlantic Coast</i>	181	3,256	4,538	1,545	1,600	7,700	3,98,260	2,57,141	56,398	31,181
TOTAL FOREIGN COUNTRIES	181	3,776	6,342	1,967	2,129	7,700	4,35,940	3,53,910	71,855	49,249
<i>Share of Bengal</i>	2,672	730	668	383	607	44,670	76,960	36,396	14,869	29,012
<i>" Bombay</i>	1,660	3,346	2,617	4,316	3,256	76,410	3,45,580	1,26,109	1,25,847	53,587
<i>" Sind</i>	76	95	206	2,990	3,350	9,836
<i>" Madras</i>	2,141	3,329	10,503	1,664	3,204	61,980	3,75,910	5,53,491	77,627	98,666
<i>" Burma</i>	1	..	200	1,003	1	30	..	2,275	10,841	86
TOTAL	6,550	7,550	14,184	7,566	7,068	1,85,980	8,01,800	7,58,107	2,29,184	2,02,351
Chlorax (including boracic acid) (III. C)—	Cwts.	Cwts.	Cwts.	Cwts.	Cwts.					
United Kingdom	8,997	12,152	4,483	10,121	7,320	90,910	3,76,090	1,62,275	2,85,990	1,85,988
Other British Possessions	4	170	..	18	4
TOTAL BRITISH EMPIRE	8,997	12,156	4,483	10,121	7,320	90,910	3,76,260	1,62,275	2,86,008	1,85,992
Germany	98	1,634	4,412	2,475	53,370	95,846
Netherlands	14	218	1,028	..
Belgium	2	79	112	4,200	2,548
Other Foreign Countries	56	1	7	1	..	1,780	100	653	62	..
TOTAL FOREIGN COUNTRIES	56	1	42	1,728	4,524	1,780	100	3,346	58,750	98,394
<i>Share of Bengal</i>	1,251	3,538	1,734	4,976	1,637	37,010	1,07,750	63,305	1,29,706	1,10,827
<i>" Bombay</i>	1,666	5,932	1,860	4,378	5,935	33,230	1,69,790	60,141	1,37,826	1,10,398
<i>" Sind</i>	30	143	73	84	170	1,620	7,410	6,060	6,237	7,745
<i>" Madras</i>	401	2,111	855	2,013	1,522	15,230	76,050	35,934	59,670	42,142
<i>" Burma</i>	205	433	3	398	480	5,550	15,320	178	11,309	12,774
TOTAL	3,453	12,167	4,525	11,849	11,814	92,690	3,76,360	1,65,621	2,44,768	2,84,086

ARTICLES AND COUNTRIES OF CONSIGNMENT; ALSO SHARE OF EACH PROVINCE	QUANTITY					VALUE				
	1919-20	1920-21	1921-22	1922-23	1923-24	1919-20	1920-21	1921-22	1922-23	1923-24
						R	R	R	R	R
Chemicals and chemical preparations (excluding chemical manures and medicines)—continued										
<i>Soda compounds—continued</i>										
Caustic soda (sodium hydroxide) (III. C)—	Cwts.	Cwts.	Cwts.	Cwts.	Cwts.					
United Kingdom	82,484	70,878	65,841	105,860	87,640	13,41,450	13,77,680	13,12,704	19,76,700	14,40,047
Mesopotamia*	—	—	800	—	—	7,537
Other British Possessions	..	1	3	24	6	..	20	79	558	106
TOTAL BRITISH EMPIRE	82,484	70,879	66,644	105,884	87,646	13,41,450	13,77,680	13,20,211	19,77,258	14,40,153
Germany	1	933	19	78	18,062	606
France	..	181	7,450
Japan	158	42	3,570	870
United States of America—										
Via Atlantic Coast	19,347	8,811	491	5,127	14,580	2,76,870	1,79,200	15,735	89,564	2,45,986
" Pacific "	..	4,038	89,570
Other Foreign Countries	3	40	400	..
TOTAL FOREIGN COUNTRIES	19,505	13,072	492	6,063	14,580	2,80,440	2,77,090	15,853	1,08,026	2,46,591
<i>Share of Bengal</i>	<i>37,650</i>	<i>33,705</i>	<i>21,833</i>	<i>33,210</i>	<i>25,392</i>	<i>6,20,160</i>	<i>5,91,170</i>	<i>4,17,041</i>	<i>6,88,524</i>	<i>4,34,737</i>
" Bombay	25,687	15,754	12,457	20,410	22,250	4,46,990	3,53,770	2,63,969	4,14,967	3,96,695
" Sind	25,899	16,063	10,948	31,297	30,873	3,61,130	2,86,370	2,17,037	5,53,309	4,89,974
" Madras	9,197	15,354	15,232	15,695	14,984	1,28,340	3,56,520	3,07,174	3,15,719	2,43,234
" Burma	3,566	3,075	6,616	6,335	18,716	71,270	61,940	1,32,042	1,12,765	1,31,104
TOTAL	101,989	83,951	67,136	111,947	102,245	16,21,890	16,54,770	13,36,263	20,85,284	16,95,744
Chromate of soda (III. C)—	Cwts.	Cwts.	Cwts.	Cwts.	Cwts.					
United Kingdom	1,487	20	19,750	702
United States of America—										
Via Atlantic Coast	100	2,982
<i>Share of Bengal</i>	120	3,634
" Bombay	1,487	19,750
TOTAL	1,487	120	19,750	3,634
Cyanide of sodium (III. C)—	Cwts.	Cwts.	Cwts.	Cwts.	Cwts.					
United Kingdom	2,201	4,660	5,039	6,123	6,540	1,63,200	3,38,440	4,93,625	5,39,820	4,30,927
Strait Settlements (including Labuan)	35
Western Australia	18	1,130
Australian Commonwealth (Total)	18	1,130
TOTAL BRITISH EMPIRE	2,201	4,660	5,039	6,123	6,558	1,63,200	3,38,440	4,93,660	5,39,820	4,32,057
<i>Share of Bengal</i>	<i>107</i>	<i>..</i>	<i>..</i>	<i>..</i>	<i>..</i>	<i>12,090</i>	<i>..</i>	<i>..</i>	<i>..</i>	<i>..</i>
" Bombay	100	8,390
" Sind	10
" Madras	2,000	4,660	5,039	6,123	6,558	1,42,710	3,38,440	4,93,395	5,39,820	4,32,057
" Burma	265
TOTAL	2,201	4,660	5,039	6,123	6,558	1,63,200	3,38,440	4,93,660	5,39,820	4,32,057

* Included in Turkey, Asiatic prior to 1921-22.

No. 13—continued

ARTICLES, AND COUNTRIES OF CONSIGNMENT; ALSO SHARE OF EACH PROVINCE	QUANTITY					VALUE				
	1919-20	1920-21	1921-22	1922-23	1923-24	1919-20	1920-21	1921-22	1922-23	1923-24
	Cwts.	Cwts.	Cwts.	Cwts.	Cwts.	R	R	R	R	R
Chemicals and Chemical preparations (excluding chemical manures and medicines)—continued										
<i>Soda compounds—continued</i>										
<i>Soda sulphide (III. C)—</i>										
United Kingdom	1,000	13,893	8,262	11,123	4,677	35,370	5,24,380	1,84,589	1,99,905	71,053
Other British Possessions	2	4	1	8	..	70	243	48	255
TOTAL BRITISH EMPIRE	1,000	13,895	8,266	11,124	4,685	35,370	5,24,450	1,84,832	1,99,953	72,218
Germany	495	1,973	3,051	14,436	..	17,250	46,976	48,492	1,73,057
Netherlands	41
Belgium	100	4	163	193	..	8,510	220	2,642	2,148
Japan	4,064	4,474	2,831	630	..	93,380	87,608	39,187	8,382
United States of America—										
Vid Atlantic Coast	432	1,304	91	40	38	5,890	66,300	8,474	759	706
TOTAL FOREIGN COUNTRIES	432	5,966	6,542	6,095	15,297	5,890	1,80,500	1,38,319	91,060	1,86,287
<i>Share of Bengal</i>	605	239	809	419	339	11,470	10,150	14,394	9,768	6,936
.. Bombay	1,382	19,165	13,887	15,734	18,759	21,960	6,31,630	3,05,348	2,62,570	2,36,515
.. Sind	18	13	53	72	47	160	140	1,239	1,187	640
.. Madras	316	394	45	978	756	7,640	13,650	1,830	17,053	11,561
.. Burma	1	..	14	11	81	30	..	540	430	2,850
TOTAL	2,332	19,861	14,808	17,214	19,982	41,260	7,05,450	3,23,151	2,91,008	2,58,505
<i>Sodium carbonate (soda ash and soda crystals) (III. C)—</i>										
United Kingdom	479,349	693,997	504,130	562,318	715,383	25,76,030	30,56,610	35,56,340	30,91,863	48,05,252
Aden and Dependencies	3,646	6,229	5,073	18,116	25,646	22,903
Kenya Colony	19	32,314	71,240	100,867	76,835	130	1,53,410	3,35,230	4,88,786	3,14,876
South Australia (including Northern Territory)	200	5,580
Victoria	116	928
Australian Commonwealth (Total)	200	..	116	5,530	..	928
Other British Possessions	2	163	5	24	8	20	760	28	200	76
TOTAL BRITISH EMPIRE	479,570	693,574	507,896	668,436	786,301	25,81,710	41,10,780	39,10,642	45,06,895	51,43,107
Germany	320	247	2,274	2,561	2,417	15,770
Belgium	727	2	343	5,132	262	2,356
United States of America—										
Vid Atlantic Coast	51	453	87	810	7,950	1,223
Other Foreign Countries	4	7	38	168	50	50	370	284	706	313
TOTAL FOREIGN COUNTRIES	55	460	1,152	407	2,967	860	8,320	9,200	3,385	18,439
<i>Share of Bengal</i>	354,815	450,890	401,194	411,686	468,698	20,53,270	28,24,110	27,20,338	26,87,409	30,95,750
.. Bombay	20,938	140,708	93,358	97,221	137,461	3,36,070	7,26,620	6,59,900	5,94,908	7,08,817
.. Sind	13,895	44,419	56,045	64,247	115,491	80,960	3,56,390	4,27,987	6,44,287	8,64,560
.. Madras	14,201	27,498	22,120	56,560	36,726	68,240	1,96,740	1,54,682	4,23,583	2,69,636
.. Burma	5,776	5,519	7,578	20,229	31,592	44,030	16,240	56,935	1,49,593	2,22,477
TOTAL	479,625	696,034	580,289	669,843	789,908	25,84,370(b)	41,10,100(b)	39,19,842	45,09,780	51,61,546
<i>Sodium silicate (III. C) (a)—</i>										
United Kingdom	15,456	11,993	14,265	13,498	..	1,67,420	1,74,871	1,91,732	1,53,018
Ceylon	6	122	5	..
TOTAL BRITISH EMPIRE	..	15,456	11,999	14,265	13,498	..	1,67,420	1,74,993	1,91,737	1,53,018
Germany	687	5,365	4,565	7,891	54,407	37,844
Netherlands	108	1,376
Belgium	98	639
United States of America—										
Vid Atlantic Coast	105	2	..	11	..	1,150	48	..	180
.. Pacific	192	2,110
TOTAL FOREIGN COUNTRIES	..	297	742	5,365	4,674	..	3,260	8,818	54,407	38,663
<i>Share of Bengal</i>	9,062	6,731	14,064	12,227	..	1,92,960	1,91,457	1,80,706	1,26,724
.. Bombay	5,004	3,155	2,214	1,166	..	50,330	44,438	23,119	12,330
.. Sind	766	585	374	1,076	..	7,090	7,958	5,096	12,117
.. Madras	629	408	1,404	1,091	..	6,250	5,617	19,777	14,173
.. Burma	292	1,812	1,574	2,612	..	3,460	24,336	17,447	26,338
TOTAL	..	15,768	12,741	19,630	18,172	..	1,70,680	1,83,806	2,46,144	1,91,681

(a) Separately recorded from 1920-21.
(b) Duty was collected on Rs25,75,170 in 1919-20 and on Rs41,04,000 in 1920-21.

No. 13—continued

ARTICLES, AND COUNTRIES OF CONSIGNEE; ALSO SHARE OF EACH PROVINCE	QUANTITY					VALUE				
	1919-20	1920-21	1921-22	1922-23	1923-24	R	R	R	R	R
Chemicals and chemical preparations (excluding chemical manures and medicines)—continued										
Soda compounds—continued										
Other sorts (III C)—United Kingdom	Cwts. 12,680	Cwts. 5,847	Cwts. 2,775	Cwts. 3,402	Cwts. 6,599	2,15,810	3,24,420	77,110	81,974	1,09,612
Aden and Dependencies	6,973	4,904	2,858	31,080	19,740	8,286
Ceylon	26	12	24	54	6	1,090	300	1,133	2,031	271
Egypt †	405	2,230
Kenya Colony	..	5,919	57,620	..	1,015	..	21,970	2,29,365	..	4,195
Canada—Via Atlantic Coast	6	1,940
Victoria	71	3,300
Australian Commonwealth (Total)	77	3,350
Other British Possessions	22	26	12	17	35	670	590	567	456	64
TOTAL BRITISH EMPIRE	20,183	16,798	62,789	3,473	4,652	2,69,210	3,67,110	3,16,401	84,101	1,74,822
Germany	..	479	1,881	2,957	8,700	..	98,060	50,405	78,162	1,39,556
Netherlands	..	245	15	22	73	..	51,620	2,771	2,502	10,150
Belgium	..	785	14	39	1,680	..	34,390	315	451	22,981
France	80	17	20	142	134	1,480	1,010	414	2,341	12,311
Czecho-Slovakia	50	3,106	..
China (exclusive of Hong-kong and Macao)	40	24,100
Japan	79	110	168	100	..	17,610	1,900	600	1,771	..
United States of America—Via Atlantic Coast	1,225	18	14	41	57	47,660	5,440	1,462	3,608	2,250
.. Pacific	3,616	9	24,120	1,200
Other Foreign Countries	15	191	5	1	..	200	1,840	100	19	..
TOTAL FOREIGN COUNTRIES	5,083	1,854	2,117	3,252	7,614	1,15,170	1,96,460	62,167	91,850	1,87,296
Share of Bengal	10,923	7,083	56,561	1,453	1,994	1,88,310	66,510	2,48,586	55,514	18,519
.. Bombay	11,972	9,565	6,413	2,947	6,279	1,26,250	4,46,270	88,910	73,726	2,19,768
.. Sind	122	355	140	152	24	5,090	10,560	5,881	5,893	4,694
.. Madras	944	197	1,396	488	3,838	40,060	20,100	22,457	19,737	81,565
.. Burma	1,005	1,332	396	1,685	148	14,650	18,860	12,784	21,311	6,948
TOTAL	25,266	18,592	64,906	6,725	12,296	3,74,380	5,92,570(4)	3,78,618	1,76,011	3,62,085
Total Soda compounds—										
United Kingdom	Cwts. 975,308	Cwts. 845,701	Cwts. 718,660	Cwts. 812,439	Cwts. 935,979	53,08,790	81,73,370	74,76,223	83,71,657	85,91,814
Aden and Dependencies	6,973	4,904	6,004	6,220	5,075	31,080	19,740	26,402	25,516	22,993
Mesopotamia *	800	..	30	7,538	..	527
Ceylon	133	392	49	59	14	1,820	3,160	1,670	2,116	475
Straits Settlements (including Labuan)	24	13	16	61	19	710	510	620	1,183	455
Egypt †	405	8	2,230	80
Kenya Colony	19	38,233	128,800	100,367	77,859	130	1,75,380	5,64,595	4,88,780	3,19,071
Canada—Via Atlantic Coast	6	..	8	4,040	..	43
Western Australia	18	1,130
South Australia (including Northern Territory)	200	5,530
Victoria	73	..	116	2,460	..	928	12	..
Australian Commonwealth (Total)	273	..	116	..	18	8,990	..	928	12	1,130
Other British Possessions	1	18	10	270	11
TOTAL BRITISH EMPIRE	683,142	889,259	854,568	919,655	1,021,955	53,58,790	83,78,020	80,78,028	88,89,390	87,39,384
Germany	..	1,497	6,685	14,535	32,019	..	1,52,900	2,12,908	2,70,700	4,83,717
Netherlands	..	245	120	41	120	..	51,620	4,446	4,122	10,464
Belgium	..	885	745	281	2,426	..	37,900	5,667	7,453	30,672
France	80	204	26	143	134	1,480	9,760	942	2,419	12,311
Czecho-Slovakia	50	3,106	..
China (exclusive of Hong-kong and Macao)	40	24,100
Japan	237	4,219	4,616	2,931	636	21,190	96,390	88,318	40,938	8,882
United States of America—Via Atlantic Coast	21,302	13,985	5,204	6,753	16,369	3,41,290	6,68,860	2,79,206	1,50,226	2,83,725
.. Pacific	3,666	4,239	24,400	92,890
Other Foreign Countries	53	191	39	159	..	1,800	1,840	377	707	..
TOTAL FOREIGN COUNTRIES	25,978	25,495	17,465	24,893	51,791	4,13,790	11,01,160	5,91,949	4,79,630	8,24,279

(a) Duty was collected on Rs. 1,810 in 1923-24.
 * Included in Turkey, Asiatic prior to 1921-22.
 † Shown as a Foreign Country from 1923-24.

No. 13—continued

ARTICLES, AND COUNTRIES OF CONSIGNMENT; ALSO SHARE OF EACH PROVINCE	QUANTITY					VALUE				
	1919-20	1920-21	1921-22	1922-23	1923-24	1919-20	1920-21	1921-22	1922-23	1923-24
Chemicals and chemical preparations (excluding chemical manures and medicines)—continued										
Soda compounds—concluded										
Total Soda compounds— continued	Cwts.	Cwts.	Cwts.	Cwts.	Cwts.	R	R	R	R	R
Share of Bengal	428,786	536,318	619,065	498,259	543,517	31,16,520	40,15,940	39,00,933	40,57,025	41,77,820
„ Bombay	167,398	223,115	166,045	173,677	229,052	12,06,600	29,71,570	17,36,440	18,67,201	20,00,675
„ Sind	59,252	66,069	87,913	133,600	161,407	6,20,960	7,07,430	8,79,079	13,91,896	15,03,237
„ Madras	36,730	66,178	67,488	96,489	80,314	5,31,300	15,11,520	17,60,492	16,12,863	13,23,880
„ Burma	26,366	23,014	31,472	42,623	59,426	2,67,060	2,42,730	3,93,033	4,39,996	5,55,052
TOTAL	708,520	914,724	871,973	944,548	1,073,716	57,72,460	94,79,190	86,69,977	93,68,980	95,65,064
Sulphur (Brimstone) (III. C)—	Cwts.	Cwts.	Cwts.	Cwts.	Cwts.					
United Kingdom	553	26,271	12,394	9,983	5,507	8,420	2,68,150	1,59,566	1,02,047	30,319
Ceylon	2	36	..
Straits Settlements (Includ- ing Labuan)	100	902	..	19	..	1,500	12,540	..	438	..
TOTAL BRITISH EMPIRE	653	27,173	12,394	10,004	5,507	10,320	3,00,690	1,59,566	1,03,421	30,319
Germany	17	16,409	36,137	126	90,742	2,21,101
Belgium	10,199	52,747	..
France	10,060	15,300	1,870	4,000	..	88,030	1,34,003	15,364	25,250
Italy	10,222	70,007	38,134	96,859	201,307	2,08,500	8,09,860	3,64,818	6,06,349	10,03,993
Persia	1	11	..
Java	2,583	..	2	30,520	..	14
Japan	113,790	79,172	1,854	1,626	1,178	12,06,360	7,97,680	28,141	26,121	20,603
German East Africa*	893	9,700
United States of America— Via Atlantic Coast	11,984	24,536	57,834	44,490	2,000	1,19,020	2,42,310	4,70,006	3,02,446	8,561
TOTAL FOREIGN COUNTRIES	143,979	184,668	118,141	170,520	244,712	15,65,000	19,48,240	9,97,107	10,99,779	12,79,448
Share of Bengal	79,703	133,226	69,338	102,937	179,998	9,26,410	14,29,560	6,30,962	6,33,563	8,81,150
„ Bombay	36,664	30,185	27,036	61,247	23,676	4,67,780	3,26,880	2,69,187	3,70,496	1,52,513
„ Sind	533	1,456	303	2,306	3,546	8,210	20,300	4,195	21,882	20,760
„ Madras	6,910	16,361	8,141	6,832	6,682	76,360	1,76,990	78,014	40,584	39,774
„ Burma	20,322	30,614	30,717	18,202	34,377	1,96,060	2,96,250	2,54,335	1,36,676	2,21,570
TOTAL	144,632	211,841	125,536	180,524	250,279	15,76,320	22,48,930	11,36,693	12,03,200	13,15,767
Zinc compounds— Chloride (III. C)—	Cwts.	Cwts.	Cwts.	Cwts.	Cwts.					
United Kingdom	8,197	10,788	10,776	10,253	15,192	1,82,190	5,02,530	3,54,491	2,40,893	3,26,331
Germany	7,248	7,710	8,505	1,43,613	1,32,482	1,58,043
Netherlands	197	302	1,285	5,175	5,536	23,761
Belgium	549	100	57	18,362	1,725	1,110
Italy	4	81
TOTAL FOREIGN COUNTRIES	7,998	8,118	9,907	1,62,211	1,39,743	1,83,514
Share of Bengal	163	615	634	684	2,213	5,260	17,430	23,091	18,212	15,661
„ Bombay	5,895	14,664	17,464	17,208	22,137	1,19,710	6,00,760	4,99,730	3,46,860	4,17,185
„ Sind	36	193	213	176	101	1,410	7,110	10,260	6,777	2,196
„ Madras	54	318	176	214	587	1,340	11,050	4,998	6,603	12,762
„ Burma	2,059	1,098	237	90	61	54,460	26,160	8,606	2,184	1,761
TOTAL	8,197	16,788	18,774	18,371	25,099	1,82,190(a)	5,02,530(m)	5,16,702	3,80,636	5,09,845
Others (III. C)—	Cwts.	Cwts.	Cwts.	Cwts.	Cwts.					
United Kingdom	267	501	543	156	108	11,080	86,690	18,463	4,009	2,615
Germany	6	77	128	..	60	472	2,623	4,085
Netherlands	2	11	9	54	..	50	325	689	2,018
Belgium	20	..	5	28	..	1,110	..	180	945
Other Foreign Countries	1	1	10	19	1	70	60	378	510	20
TOTAL FOREIGN COUNTRIES	1	23	27	110	211	70	1,280	1,175	4,002	7,074
Share of Bengal	6	10	9	..	5	310	390	338	..	184
„ Bombay	134	411	498	211	294	5,390	31,450	15,967	6,282	3,676
„ Sind	7	10	23	20	4	420	980	1,164	1,622	264
„ Madras	110	91	40	1	..	5,260	6,030	2,146	76	18
„ Burma	1	2	..	34	12	70	120	..	1,151	656
TOTAL	268	524	670	266	319	12,050	37,970	19,638	8,011	9,650

* Shown as "Tanganyika Territory" under the British Empire from 1921-22.
(a) Duty was collected on Rs. 970 in 1919-20 and on Rs. 50,680 in 1920-21.

ARTICLES, AND COUNTRIES OF CONSIGNMENT; ALSO SHARE OF EACH PROVINCE	QUANTITY					VALUE				
	1919-20	1920-21	1921-22	1922-23	1923-24	1919-20	1920-21	1921-22	1922-23	1923-24
						R	R	R	R	R
Chemicals and chemical preparations (excluding chemical manures and medicines)—continued										
<i>Zinc compounds—continued</i>										
<i>Total Zinc compounds—</i>	<i>Cwts.</i>	<i>Cwts.</i>	<i>Cwts.</i>	<i>Cwts.</i>	<i>Cwts.</i>					
United Kingdom	8,454	17,289	11,319	10,400	15,300	1,94,170	5,99,220	3,72,954	2,44,002	3,28,946
Germany	7,254	7,798	8,693	..	60	1,44,085	1,35,105	1,62,728
Netherlands	2	208	311	1,330	..	50	5,500	6,225	25,779
Belgium	20	549	105	85	..	1,110	13,368	1,905	2,955
Other Foreign Countries	1	1	14	19	1	70	50	439	510	26
TOTAL FOREIGN COUNTRIES	1	28	8,035	8,228	19,118	70	1,280	1,68,386	1,43,745	1,90,588
<i>Share of Bengal</i>	<i>189</i>	<i>526</i>	<i>643</i>	<i>684</i>	<i>2,218</i>	<i>5,590</i>	<i>17,820</i>	<i>23,423</i>	<i>18,212</i>	<i>45,834</i>
.. Bombay	6,029	15,075	17,862	17,419	22,135	1,35,100	4,32,210	4,85,727	3,62,123	4,55,863
.. Sind	43	203	336	155	105	1,830	8,090	11,444	8,399	2,750
.. Madras	164	409	216	215	587	7,200	16,030	7,141	6,678	12,760
.. Burma	2,060	1,100	287	124	73	84,580	96,300	8,605	3,335	2,307
TOTAL	8,455	17,312	19,344	18,637	25,418	1,94,240	6,00,500	5,36,340	3,88,647	5,19,534
<i>Other sorts of chemicals (III. O)—</i>										
United Kingdom	—	—	—	—	—	12,89,970	20,45,540	11,94,091	11,63,890	12,66,890
Ceylon	—	—	—	—	—	4,280	2,700	880	7,047	9,094
Straits Settlements (including Labuan)	—	—	—	—	—	13,860	2,170	2,250	2,980	4,444
Hongkong	—	—	—	—	—	390	3,340	7,404	3,121	9,230
Egypt	—	—	—	—	—	9,020	720	78	221	—
Natal	—	—	—	—	—	..	1,050	..	165	139
Canada—										
<i>Via Atlantic Coast</i>	<i>—</i>	<i>—</i>	<i>—</i>	<i>—</i>	<i>—</i>	<i>..</i>	<i>30,140</i>	<i>..</i>	<i>..</i>	<i>15</i>
.. Pacific	—	—	—	—	—	454
Western Australia	—	—	—	—	—	12
South Australia (including Northern Territory)	—	—	—	—	—	40	..
Victoria	—	—	—	—	—	940	4,640	2,195	1,324	..
New South Wales	—	—	—	—	—	10,900	11,890	223	..	1,324
<i>Australian Commonwealth (Total)</i>	<i>—</i>	<i>—</i>	<i>—</i>	<i>—</i>	<i>—</i>	<i>11,840</i>	<i>16,530</i>	<i>2,418</i>	<i>1,264</i>	<i>1,236</i>
Other British Possessions	—	—	—	—	—	150	260	1,293	290	84
TOTAL BRITISH EMPIRE	—	—	—	—	—	13,80,110	21,02,450	12,08,414	11,79,578	12,91,586
Sweden	—	—	—	—	—	..	520	4,802
Norway	—	—	—	—	—	40	..	2,718	2,487	3,044
Germany	—	—	—	—	—	2,220	2,10,460	5,84,778	9,61,729	10,13,888
Netherlands	—	—	—	—	—	7,680	18,850	71,317	1,40,786	87,344
Belgium	—	—	—	—	—	..	4,440	13,235	20,535	21,394
France	—	—	—	—	—	13,860	32,300	13,887	27,235	43,703
Spain	—	—	—	—	—	508	..	1,645
Switzerland	—	—	—	—	—	..	9,030	78	6,392	15,626
Italy	—	—	—	—	—	4,790	14,430	3,252	38,439	16,338
Austria	—	—	—	—	—	..	450	..	192	4,036
China (exclusiv. of Hongkong and Macao)	—	—	—	—	—	..	490	601	1,377	793
Japan	—	—	—	—	—	1,25,460	1,08,030	88,972	74,214	1,16,227
Philippine Islands and Guam	—	—	—	—	—	1,595	..
Portuguese East Africa	—	—	—	—	—	3,870
United States of America—										
<i>Via Atlantic Coast</i>	<i>—</i>	<i>—</i>	<i>—</i>	<i>—</i>	<i>—</i>	<i>2,15,940</i>	<i>1,88,810</i>	<i>93,629</i>	<i>1,55,425</i>	<i>1,13,116</i>
.. Pacific	—	—	—	—	—	17,080	3,280	2,895	402	717
Other Foreign Countries	—	—	—	—	—	780	320	417	392	902
TOTAL FOREIGN COUNTRIES	—	—	—	—	—	3,01,670	5,86,410	3,75,897	14,31,200	14,43,684
<i>Share of Bengal</i>	<i>—</i>	<i>—</i>	<i>—</i>	<i>—</i>	<i>—</i>	<i>5,48,160</i>	<i>6,83,880</i>	<i>5,59,178</i>	<i>7,32,063</i>	<i>6,19,257</i>
.. Bombay	—	—	—	—	—	8,08,470	12,56,190	10,80,710	12,96,320	13,51,601
.. Sind	—	—	—	—	—	1,21,690	3,56,260	1,54,770	1,31,108	1,84,334
.. Madras	—	—	—	—	—	1,59,170	2,46,820	1,32,445	2,13,111	2,87,429
.. Burma	—	—	—	—	—	84,310	1,46,710	1,47,208	2,38,176	2,62,449
TOTAL	—	—	—	—	—	17,21,780(a)	26,88,860(a)	20,84,311	26,10,778	27,35,270

(a) Duty was collected on R17,10,760 in 1919-20 and on R26,63,200 in 1920-21.
 † Shown as a Foreign Country from 1923-24.

No. 18—continued

ARTICLES, AND COUNTRIES OF CONSIGNMENT; ALSO SHARE OF EACH PROVINCE	QUANTITY					VALUE				
	1919-20	1920-21	1921-22	1922-23	1923-24	1919-20	1920-21	1921-22	1922-23	1923-24
Chemicals and chemical preparations (excluding chemical manures and medicines)—continued						R	R	R	R	R
<i>Total value of Chemicals and chemical preparations (excluding chemical manures and medicines)—</i>										
United Kingdom	—	—	—	—	—	1,22,20,720	2,01,15,020	1,30,86,796	1,38,42,461	1,35,32,856
Aden and Dependencies	—	—	—	—	—	31,080	19,770	20,489	25,696	22,020
Mesopotamia*	—	—	—	—	—	—	—	13,119	18,066	8,193
Ceylon	—	—	—	—	—	27,220	19,600	5,531	21,286	20,066
Straits Settlements (including Labuan)	—	—	—	—	—	67,140	80,130	23,226	17,261	22,018
Hongkong	—	—	—	—	—	7,490	12,770	30,482	44,805	77,186
Egypt†	—	—	—	—	—	11,250	910	127	440	—
Natal	—	—	—	—	—	1,370	1,840	978	165	152
Kenya Colony	—	—	—	—	—	1,180	1,76,310	5,64,595	4,89,016	3,19,071
Canada—										
<i>Vid Atlantic Coast</i>	—	—	—	—	—	4,940	58,700	884	..	15
" <i>Pacific</i> "	—	—	—	—	—	454
Western Australia	—	—	—	—	—	1,142
South Australia (including Northern Territory)	—	—	—	—	—	5,880	..	3,623	40	50
Victoria	—	—	—	—	—	13,630	13,650	21,121	3,056	316
Tasmania	—	—	—	—	—	..	30	7,552
New South Wales	—	—	—	—	—	50,290	16,860	26,080	25,797	17,307
<i>Australian Commonwealth (Tobacco)</i>	—	—	—	—	—	74,750	30,540	68,376	28,893	18,515
Other British Possessions	—	—	—	—	—	..	200	708	160	295
TOTAL BRITISH EMPIRE						1,24,47,740	2,04,65,850	1,43,61,259	1,44,88,248	1,40,22,080
Sweden	—	—	—	—	—	38,920	64,640	35,483	30,410	19,037
Norway	—	—	—	—	—	1,03,810	2,38,800	1,56,545	4,03,304	3,24,409
Denmark	—	—	—	—	—	2,620	503
Germany	—	—	—	—	—	2,220	7,53,720	22,73,606	29,78,089	34,55,625
Netherlands	—	—	—	—	—	38,610	1,73,630	1,63,419	2,71,488	2,80,245
Belgium	—	—	—	—	—	5,740	1,25,590	1,01,086	1,37,158	1,22,364
France	—	—	—	—	—	38,930	1,54,010	1,56,672	57,825	1,16,077
Spain	—	—	—	—	—	903	19	1,045
Switzerland	—	—	—	—	—	..	12,930	7,638	14,422	18,987
Italy	—	—	—	—	—	3,20,290	10,12,040	4,24,781	7,71,809	11,88,011
Austria	—	—	—	—	—	380	9,440	3,475	17,675	63,130
Hungary	—	—	—	—	—	88	..
Czechoslovakia	—	—	—	—	—	—	—	7,470	7,442	5,906
Serb-Croat Slovene State (Jugo-Slavia)	—	—	—	—	—	—	—	..	2,700	11,962
Turkey, European	—	—	—	—	—	..	37,986
Turkey, Asiatic	—	—	—	—	—	—	—	3,480
<i>Persian Gulf</i>	—	—	—	—	—	1,220	11,110	—	—	—
Java	—	—	—	—	—	30,570	1,790	14	25	493
Philippine Islands and Guam	—	—	—	—	—	1,595	..
China (exclusive of Hongkong and Macao)	—	—	—	—	—	79,020	6,210	35,412	19,015	43,645
Japan	—	—	—	—	—	19,14,190	13,52,630	2,91,793	2,08,069	1,04,829
Egypt†	—	—	—	—	—	—	—	—	—	802
Portuguese East Africa	—	—	—	—	—	5,340
German East Africa †	—	—	—	—	—	..	10,250	—	—	—
United States of America—										
<i>Vid Atlantic Coast</i>	—	—	—	—	—	9,36,270	16,98,760	10,04,970	7,60,318	5,93,664
" <i>Pacific</i> "	—	—	—	—	—	81,800	4,87,190	57,439	402	3,329
Argentine Republic (including the Atlantic Coast of Patagonia)	—	—	—	—	—	..	1,460	575
Other Foreign Countries	—	—	—	—	—	100	1,180	606	1,916	410
TOTAL FOREIGN COUNTRIES						38,57,810	61,48,850	47,26,374	56,81,293	64,52,237
TOTAL						75,65,180	1,16,15,330	77,98,417	77,09,398	79,63,174
Share of Bengal	—	—	—	—	—	49,85,450	84,77,910	63,76,154	67,11,332	61,88,065
" <i>Bombay</i>	—	—	—	—	—	14,92,350	19,62,840	15,21,276	23,12,943	24,28,425
" <i>Sind</i>	—	—	—	—	—	10,44,190	34,38,260	28,85,778	22,35,292	20,89,293
" <i>Madras</i>	—	—	—	—	—	10,14,520	11,29,560	11,07,008	12,09,556	11,05,417
" <i>Surma</i>	—	—	—	—	—
TOTAL						1,41,05,050	2,68,14,290	1,90,87,633	2,01,69,541	2,01,74,111

* Included in Turkey, Asiatic prior to 1921-22.
 † Shown as "Tanzania Territory" under the British Empire from 1921-22.
 ‡ Shown as a Foreign Country from 1923-24.

No. 13—continued

ARTICLES, AND COUNTRIES OF CONSIGNMENT; ALSO SHARE OF EACH PROVINCE	QUANTITY					VALUE				
	1919-20	1920-21	1921-22	1922-23	1923-24	1919-20	1920-21	1921-22	1922-23	1923-24
	Cwts.	Cwts.	Cwts.	Cwts.	Cwts.	R	R	R	R	R
China clay (IX. E)—										
United Kingdom	173,307	445,711	270,933	292,741	303,408	8,83,880	27,53,775	20,15,880	15,41,640	13,26,832
Straits Settlements (including Labuan)	11,992	3,938	1,850	65,763	18,008	7,975
Federated Malay State	8,888	400	51,400	2,400	..
Hongkong	12	..	225	98	..	1,370
Western Australia	650	2,650
Australian Commonwealth (Total)	650	2,650
Other British Possessions	1	5
TOTAL BRITISH EMPIRE	173,307	445,712	291,825	297,077	306,103	8,83,880	27,53,780	21,33,207	15,02,048	13,48,827
Denmark	320	1,629	..
Germany	280	3,239	18,157	1,420	14,908	73,304
Netherlands	5,370	24,811
Belgium	32,191	1,42,953
Czechoslovakia	400	2,600	..
China (exclusive of Hongkong and Macao)	50	357	565	2,317	..
Japan	5,747	1,480	19,984	4,708	..
United States of America— Via Atlantic Coast	10	72	..
TOTAL FOREIGN COUNTRIES	6,083	5,806	55,918	21,969	26,134	2,41,158
Share of Bengal	51,467	72,165	21,223	29,089	21,734	2,06,660	4,15,290	1,64,108	1,47,957	39,995
„ Bombay	121,840	372,675	275,548	268,321	333,783	6,17,220	23,33,190	19,81,873	14,09,730	14,67,052
„ Sind	52	220
„ Madras	521	1,064	4,915	6,196	..	5,050	8,477	28,091	30,833
„ Burma	73	358	394	718	2,354	2,045
TOTAL	173,307	445,712	297,908	302,883	332,111	8,83,880(a)	27,53,780(a)	21,55,176	15,88,182	15,89,955
Chinese and Japanese-ware (including lacquered ware, but excluding earthenware and porcelain) (III. H)—										
United Kingdom	9,350	10,940	10,049	9,140	3,139
Mesopotamia*	1,655	..
Ceylon	2,510	1,080	2,403	62	..
Straits Settlements (including Labuan)	7,280	8,110	2,765	8,573	2,301
Hongkong	10,930	17,510	17,202	22,735	11,582
Other British Possessions	40	20	494	20	20
TOTAL BRITISH EMPIRE	30,070	46,660	32,973	42,135	17,092
Germany	110	2,423	381	665
France	1,560	480	27
China (exclusive of Hongkong and Macao)	16,020	8,900	7,734	10,493	10,725
Japan	1,70,360	1,45,430	85,898	41,015	33,616
Other Foreign Countries	950	..	1,020	95	60
TOTAL FOREIGN COUNTRIES	1,88,880	1,55,930	47,075	51,984	45,093
Share of Bengal	32,990	34,730	12,423	9,399	27,621
„ Bombay	95,620	94,970	31,352	33,078	14,230
„ Sind	10,940	73,120	684	6,015	103
„ Madras	16,490	7,980	5,500	6,097	871
„ Burma	63,610	51,760	30,090	39,580	19,360
TOTAL	2,10,550	2,02,590	80,048(b)	94,169	62,135

(a) Duty was collected on Rs. 68,490 in 1919-20, and on Rs. 81,290 in 1920-21.
 (b) Rs. 711 in 1921-22.
 * Included in Turkey, Asiatic, prior to 1921-22.

No. 13—continued

ARTICLES, AND COUNTRIES OF CONSIGNMENT, ALSO SHARE OF EACH PROVINCE	QUANTITY					VALUE				
	1919-20	1920-21	1921-22	1922-23	1923-24	1919-20	1920-21	1921-22	1922-23	1923-24
Books and Watches and parts thereof—										
<i>Clocks and Timepieces (III. D)—</i>	No.	No.	No.	No.	No.	R	R	R	R	R
United Kingdom	884	7,575	2,914	3,525	5,153	41,800	2,06,830	1,50,233	94,400	71,850
Ceylon	179	188	164	204	437	2,800	3,220	2,940	4,483	4,151
Straits Settlements (including Labuan)	471	164	185	158	503	2,560	2,680	2,268	2,084	7,408
Hongkong	105	20	1	144	1	1,150	170	15	1,711	20
Egypt †	12	1	2	—	..	210	3	80	—
Other British Possessions	10	7	51	7	8	130	240	833	110	100
TOTAL BRITISH EMPIRE	1,649	7,966	3,266	4,100	6,102	48,620	2,13,410	1,56,297	1,03,768	83,595
Sweden	1	149	29	40	3,500	1,985
Germany	5,793	14,891	59,471	107,704	..	63,450	64,537	1,71,348	3,00,078
Netherlands	201	430	22	1,010	..	770	2,321	112	1,810
Belgium	1,128	45	273	516	..	8,570	4,424	3,001	5,105
France	3,138	344	1,538	1,553	6,326	16,900	13,250	33,882	14,958	22,243
Switzerland	116	5,739	9,686	8,891	16,316	2,880	43,190	66,882	21,424	58,472
Italy	1	1,371	480	2,663	9,812	10	10,970	1,258	9,700	30,935
China (exclusive of Hongkong and Macao)	201	5	12	3,337	95	145
Japan	9,200	22,738	3,814	8,425	7,009	58,610	2,41,940	32,327	87,042	72,082
Egypt	4	1,537
United States of America— Vid Atlantic Coast	100,131	105,375	53,396	79,167	69,721	4,57,270	9,09,710	6,91,367	5,19,195	5,43,500
.. Pacific	245	921	1	..	93	1,500	21,410	60	..	1,500
Other Foreign Countries	25	3	17	17	57	1,360	750	540	704	215
TOTAL FOREIGN COUNTRIES	112,947	148,757	84,538	160,287	218,600	5,88,650	13,17,510	9,08,120	8,27,678	10,98,082
<i>Share of Bengal</i>	40,675	39,521	22,999	26,705	57,048	1,86,860	4,22,130	2,75,025	1,71,786	2,56,293
.. Bombay	60,607	78,814	42,498	101,124	109,715	2,64,230	7,70,210	5,13,172	5,09,015	6,22,947
.. Sind	7,276	9,484	2,191	7,943	15,403	34,800	82,710	27,994	41,185	65,610
.. Madras	8,332	14,070	11,714	14,032	21,471	62,560	1,17,970	1,10,093	1,00,139	1,19,697
.. Burma	8,246	11,834	8,402	13,983	21,131	59,110	1,37,910	1,32,633	1,09,321	1,17,820
TOTAL	114,596	151,723	87,804	164,387	234,771	5,87,270	15,30,920	10,09,417(c)	9,31,446(c)	11,82,277(c)
Watches (III. D)—	No.	No.	No.	No.	No.					
United Kingdom	7,037	16,674	2,951	1,763	358	13,410	97,760	70,786	20,046	7,054
Mesopotamia*	386	17	54	2,740	550	210
Ceylon	13,079	105	212	136	409	2,27,420	2,840	3,942	981	8,163
Straits Settlements (including Labuan)	104	1,084	1,755	1,581	2,276	990	17,570	30,323	78,358	18,251
Hongkong	18	69	1	330	1,220	85
Other British Possessions	27	..	5	15	..	400	..	35	300
TOTAL BRITISH EMPIRE	20,238	17,962	5,755	3,502	3,112	2,42,120	1,19,790	1,07,826	99,970	33,973
Germany	1,069	3,516	3,363	5,278	..	8,100	3,972	8,099	13,435
Belgium	9,980	72	1,008	144	1	39,700	950	2,084	1,895	15
France	38,703	6,427	1	15,736	..	3,44,530	19,807	15	29,061
Switzerland	78,581	274,351	110,645	35,164	71,153	4,35,630	25,17,290	14,01,829	3,00,194	2,59,399
Italy	12	10,296	1,248	17	6,581	80	59,680	9,717	175	15,055
Turkey, Asiatic
Persian Gulf	1,615	53	0,460	280
United States of America— Vid Atlantic Coast	8,448	4,172	757	560	4,159	38,350	38,190	3,769	2,650	29,539
.. Pacific	3	1	2	50	850	35
Other Foreign Countries	5	4	30	25	14	100	70	855	1,172	81
TOTAL FOREIGN COUNTRIES	98,644	329,226	123,631	80,294	102,944	5,23,320	29,69,420	14,41,533	3,14,900	3,47,466
<i>Share of Bengal</i>	12,342	102,927	28,011	2,162	10,761	29,750	10,31,770	2,68,910	16,266	54,405
.. Bombay	37,765	222,761	95,683	37,011	90,309	4,86,350	15,84,080	11,30,438	2,72,138	2,87,258
.. Sind	779	1,317	51	557	687	2,450	6,960	871	3,979	3,211
.. Madras	17,491	13,232	3,091	1,458	826	2,43,240	3,27,380	7,742	46,283	11,581
.. Burma	1,105	7,051	2,550	1,594	3,373	3,580	40,030	41,395	78,205	24,973
TOTAL	118,882	347,188	129,386	42,796	106,056	7,65,440(a)	30,89,210	15,49,359	4,14,870	3,81,429

* Included in Turkey, Asiatic, prior to 1921-22.

† Shown as a Foreign Country from 1921-22.

(a) Duty was collected on 87,64,940 in 1919-20.

(b) Duty was collected on 810,447 in 1921-22, on 8027,632 in 1922-23, and on 811,59,643 in 1923-24.

No. 13—continued

ARTICLES, AND COUNTRIES OF CONSIGNMENT; ALSO 1 SHARE OF EACH PROVINCE	QUANTITY					VALUE				
	1919-20	1920-21	1921-22	1922-23	1923-24	1919-20	1920-21	1921-22	1922-23	1923-24
						R	R	R	R	R
Clocks and Watches and parts thereof—continued										
<i>Parts of Clocks and Watches (XII, D)—</i>										
United Kingdom	—	—	—	—	—	25,880	1,25,420	41,286	26,045	26,538
Other British Possessions	—	—	—	—	—	70	510	240	..	189
TOTAL BRITISH EMPIRE	—	—	—	—	—	25,950	1,25,930	41,526	26,045	26,718
Germany	—	—	—	—	—	..	320	1,725	2,944	5,100
Belgium	—	—	—	—	—	5,213	3,215	456
France	—	—	—	—	—	780	8,750	6,245	397	2,766
Spain	—	—	—	—	—	..	2,250
Switzerland	—	—	—	—	—	6,850	15,220	13,434	13,395	15,436
Japan	—	—	—	—	—	71,730	11,940	21,319	28,169	34,001
United States of America— Vid Atlantic Coast	—	—	—	—	—	5,560	6,540	1,190	4,810	1,993
Other Foreign Countries	—	—	—	—	—	..	810	35	..	324
TOTAL FOREIGN COUNTRIES	—	—	—	—	—	83,920	45,830	49,161	52,936	60,671
<i>Share of Bengal</i>	—	—	—	—	—	8,220	41,470	19,806	13,166	21,186
" Bombay	—	—	—	—	—	97,340	93,630	60,535	62,692	60,303
" Sind	—	—	—	—	—	310	8,650	3,230	794	3,533
" Madras	—	—	—	—	—	3,220	24,690	4,219	722	941
" Burma	—	—	—	—	—	1,280	3,270	2,904	1,668	1,436
TOTAL	—	—	—	—	—	1,09,870	1,71,760	90,687(b)	78,981	87,393
<i>Total value of Clocks and Watches and parts thereof—</i>										
United Kingdom	—	—	—	—	—	81,180	4,30,070	2,62,310	1,40,401	1,05,442
Mesopotamia*	—	—	—	—	—	—	—	3,490	550	310
Ceylon	—	—	—	—	—	2,30,340	6,060	6,882	5,464	12,339
Straits Settlements (including Labuan)	—	—	—	—	—	3,520	20,760	82,591	81,842	25,729
Hongkong	—	—	—	—	—	1,480	1,390	15	1,711	20
Egypt†	—	—	—	—	—	..	330	38	80	—
Other British Possessions	—	—	—	—	—	170	520	323	145	451
TOTAL BRITISH EMPIRE	—	—	—	—	—	3,10,690	4,59,130	3,05,649	2,29,783	1,44,201
Sweden	—	—	—	—	—	40	3,500	1,935	..	31
Germany	—	—	—	—	—	..	71,870	70,284	1,82,991	3,78,613
Netherlands	—	—	—	—	—	..	810	2,366	145	1,825
Belgium	—	—	—	—	—	39,700	9,520	11,721	8,211	5,639
France	—	—	—	—	—	17,770	3,60,530	59,884	15,370	54,954
Spain	—	—	—	—	—	..	2,250
Switzerland	—	—	—	—	—	4,44,380	25,75,700	14,82,145	3,35,013	3,33,240
Italy	—	—	—	—	—	40	71,460	10,975	9,884	46,298
Austria	—	—	—	—	—	155	1,080	12
Hungary	—	—	—	—	—
Turkey, Asiatic	—	—	—	—	—
Persian Gulf	—	—	—	—	—
China (exclusive of Hongkong and Macao)	—	—	—	—	—	9,490	1,010
Japan	—	—	—	—	—	3,337	145	151
Egypt†	—	—	—	—	—	1,30,420	2,03,910	53,871	1,15,211	1,07,583
United States of America— Vid Atlantic Coast	—	—	—	—	—	1,557
" Pacific	—	—	—	—	—	5,01,170	9,54,440	6,90,326	5,26,061	5,75,121
Other Foreign Countries	—	—	—	—	—	1,350	21,760	60	..	1,535
TOTAL FOREIGN COUNTRIES	—	—	—	—	—	11,45,890	43,32,760	23,98,814	11,95,514	15,06,807

* Included in Turkey, Asiatic prior to 1921-22.
 † Shown as a Foreign Country from 1923-24.
 (b) Duty was collected on Rs 2,442 in 1921-22.

No. 13—continued

ARTICLES, AND COUNTRIES OF CONSIGNMENT; ALSO SHARE OF EACH PROVINCE	QUANTITY					VALUE				
	1919-20	1920-21	1921-22	1922-23	1923-24	1919-20	1920-21	1921-22	1922-23	1923-24
Clocks and Watches and parts thereof—concluded						R	R	R	R	R
<i>Total value of Clocks and Watches and parts there- of—continued</i>										
Share of Bengal	—	—	—	—	—	2,23,280	14,95,300	6,63,741	2,00,156	3,31,794
„ Bombay	—	—	—	—	—	8,48,460	26,47,970	17,04,145	8,43,846	9,70,508
„ Sind	—	—	—	—	—	37,560	97,310	32,095	45,958	72,354
„ Madras	—	—	—	—	—	2,98,310	4,70,040	1,22,547	1,46,144	1,32,219
„ Burma	—	—	—	—	—	54,970	1,81,210	1,76,835	1,89,194	1,44,223
TOTAL	—	—	—	—	—	14,62,580	47,91,890	26,99,469	14,26,297	16,51,038
Coal, Coke, and Patent fuel—										
<i>Coal (II. A)—</i>										
United Kingdom	Tons 6,928	Tons 9,309	Tons 705,358	Tons 496,518	Tons 79,056	2,06,230	4,86,600	2,91,97,945	1,89,01,797	28,12,101
Aden and Dependencies	848	70	..	23,865	105	2,000	850	..	6,61,817	2,110
Mesopotamia*	—	—	82	..	120	—	—	2,460	..	2,460
Myson	558	1,974	1,628	1,218	549	19,080	61,080	48,415	37,211	11,542
Strait Settlements (including Labuan)	1,122	3,604	1,102	379	492	32,660	80,080	81,281	14,100	9,480
Federated Malay States	488	13,640
Hongkong	80	..	400	5	..	320	..	16,000	875	..
Egypt†	55	364	10	25	—	240	6,680	380	900	..
Italy	17,057	6,900	889,631	258,729	273,658	5,50,690	2,02,280	1,24,91,948	74,76,911	69,60,840
Kenya Colony	7,281	5,880	1,84,835	1,68,000
Mauritius and Dependencies	10	800	..
Western Australia	7,613	2,51,220
Victoria	1,450	5,450	21,770	2,28,000	..
New South Wales	3,554	12,984	82,530	18,407	53,461	65,720	3,77,310	20,84,120	7,36,280	10,08,076
Queensland	20,744	4,395	7,59,150	1,75,800
Commonwealth (Total)	3,654	33,678	88,376	23,857	61,074	65,720	11,38,460	98,81,690	9,84,869	21,59,806
TOTAL BRITISH EMPIRE	29,704	55,799	1,137,069	806,687	420,934	9,66,890	19,73,430	4,46,83,804	2,82,32,026	1,21,16,229
Germany	286	4,000
Netherlands	150	1,777	1,800	14,440	..
France	105	..	240	3,150	..	9,800
Spain	282	70	..	19,280	2,100	..
Turkey, Asiatic	—	—	284	—	—	2,952
Persian Gulf	104	—	—	—	..	3,120	—	—	—
Native States in Arabia (other than Maskat Territory and Trucial Oman)	320	5,500
Sumatra †	980	..	7	13,700	..	280	..
Siam	668	512	105	..	333	12,450	6,380	3,150	..	6,660
Japan	647	10,075	83,162	38,161	705	10,410	3,58,940	19,92,637	14,30,679	20,085
Egypt†	—	—	—	—	550	—	—	—	—	13,350
Portuguese East Africa	5,274	18,430	268,272	34,897	169,272	1,74,310	5,51,510	1,01,08,135	12,10,040	44,18,369
United States of America— Fid Atlantic Coast	137	..	511	174	..	1,380	..	2,653	3,720
Other Foreign Countries	1,500	1,000	10	..	16	41
TOTAL FOREIGN COUNTRIES	8,476	30,194	852,218	74,923	171,034	2,29,600	9,44,540	1,31,18,074	26,60,707	44,68,775
Share of Bengal	7,241	4,679	14,209	26,247	3,016	69,640	73,290	3,51,657	6,67,947	60,522
„ Bombay	24,252	43,096	1,116,188	620,925	375,992	8,03,370	14,99,970	4,31,24,142	2,17,95,590	1,03,77,856
„ Sind	257	63,947	91,255	89,188	..	13,860	25,16,683	31,45,515	25,91,238
„ Madras	156	..	86,197	57,564	67,293	8,210	..	36,43,201	16,76,243	19,86,136
„ Burma	6,531	36,662	208,731	85,819	37,469	2,14,370	14,16,150	81,65,995	33,07,438	15,99,253
TOTAL	38,180	85,993	1,489,282	881,810	591,968	11,96,490	29,17,970	5,78,01,678	3,08,92,733	1,65,85,004

* Included in Turkey, Asiatic prior to 1921-22.
† Shown as a Foreign Country from 1923-24.

No. 13—continued

ARTICLES, AND COUNTRIES OF CONSIGNMENT, ALSO SHARE OF EACH PROVINCE	QUANTITY					VALUE				
	1919-20	1920-21	1921-22	1922-23	1923-24	1919-20	1920-21	1921-22	1922-23	1923-24
Coal, Coke, and Patent fuel—continued						R	R	R	R	R
Coke (III. V)—	Tons	Tons	Tons	Tons	Tons					
United Kingdom	1,240	704	10,980	20,841	10,052	87,050	95,140	6,43,820	10,68,082	5,32,196
Natal	239	883	6,081	12,280	30	23,730	53,933	2,79,723	5,02,797
Other British Possessions	2	2	..	220	..	47	150	..
TOTAL BRITISH EMPIRE	1,242	1,003	11,869	26,874	22,332	87,370	1,18,870	6,07,800	13,42,955	10,34,993
Belgium	25	2,760
China (exclusive of Hongkong and Macao)	2
United States of America— Y& Atlantic Coast	203	11,120	..
TOTAL FOREIGN COUNTRIES	25	203	2,762	11,120	..
<i>Share of Bengal</i>	103	441	50	7,890	32,160	3,204
“ <i>Bombay</i>	188	5,034	16,589	965	..	13,400	3,03,872	5,06,162	42,338
“ <i>Sind</i>	58	85	305	921	372	1,150	20,440	10,500	51,997	23,052
“ <i>Madras</i>	226	111	1,254	1,952	1,974	19,560	15,420	79,714	1,29,596	1,44,912
“ <i>Burma</i>	958	619	6,298	13,174	18,971	63,660	63,610	2,98,586	6,34,220	8,21,484
TOTAL	1,242	1,003	11,894	27,077	22,332	87,370	1,18,870	7,00,562	13,54,075	10,34,993
Patent fuel (III. V)—	Tons	Tons	Tons	Tons	Tons					
United Kingdom	30	8	1,720	..	71	..	206
Italy	11	2,344
United States of America— Y& Atlantic Coast	87	182	71
TOTAL FOREIGN COUNTRIES	11	2,431	182	71
<i>Share of Bengal</i>	168
“ <i>Madras</i>	30	1,720
“ <i>Burma</i>	11	..	8	2,344	182	271
TOTAL	30	..	11	..	8	1,720	..	2,502	182	271
Total Coal, Coke, and Patent fuel—	Tons	Tons	Tons	Tons	Tons					
United Kingdom	6,205	9,973	716,339	517,359	89,110	3,35,000	5,81,740	2,98,41,738	1,99,64,879	33,44,551
Aden and Dependencies	343	70	..	23,865	105	2,000	350	..	6,61,317	2,100
Mesopotamia*	—	—	82	..	120	—	—	2,460	..	2,400
Ceylon	560	1,974	1,628	1,220	540	19,320	61,080	48,462	37,361	11,542
Straits Settlements (including Labuan)	1,122	3,804	1,102	379	492	32,660	80,030	31,231	14,100	9,484
Federated Malay States	498	13,640
Hongkong	80	..	400	5	..	320	..	16,000	375	..
Egypt†	55	384	10	25	—	240	6,050	380	900	—
Natal	17,057	7,139	340,514	259,760	285,938	5,50,720	2,25,960	1,23,45,876	77,56,634	74,53,437
Kenya Colony	7,281	5,889	1,84,835	1,08,000
Mauritius and Dependencies	10	300	..
Western Australia	7,613	2,51,221
Victoria	1,450	5,450	21,770	2,18,000	..
New South Wales	3,554	12,934	82,530	18,407	53,461	65,720	3,77,310	26,84,120	7,36,280	19,06,676
Queensland	20,744	4,395	7,50,160	1,75,800
Australian Commonwealth (Total)	3,554	33,678	88,375	23,857	61,074	65,720	11,36,460	28,81,690	9,54,280	21,59,905
TOTAL BRITISH EMPIRE	30,976	56,802	1,148,938	833,781	443,274	10,55,980	20,92,300	4,53,81,475	2,95,74,981	1,31,51,422

* Included in Turkey, Asiatic prior to 1921-22.
 † Shown as a Foreign country from 1923-24.
 (a) Duty was collected on 110,18,403 in 1923-24.

No. 13—continued

ARTICLES, AND COUNTRIES OF CONSIGNMENT; ALSO SHARE OF EACH PROVINCE	QUANTITY					VALUE				
	1919-20	1920-21	1921-22	1922-23	1923-24	1919-20	1920-21	1921-22	1922-23	1923-24
Coal, Coke, and Patent fuel —concluded						R	R	R	R	R
<i>Total Coal, Coke, and Patent fuel—continued</i>	Tons	Tons	Tons	Tons	Tons					
Germany	236	4,000
Netherlands	150	1,777	1,600	4,410	..
Belgium	25	2,760
France	105	..	240	3,150	..	9,000
Spain	282	70	..	19,280	2,100	..
Italy	11	2,844
Turkey, Asiatic	—	—	284	—	—	2,952
Persian Gulf	104	—	—	—	..	3,120	—	—	—
Native States in Arabia (other than Maskat Territory and Trucial Oman)	320	5,500
Sumatra	380	..	7	13,700	..	280	..
Java	668	512	105	..	333	12,450	6,380	3,150	..	6,660
Japan	647	10,075	83,162	38,161	705	19,410	3,58,940	29,92,637	11,30,670	26,635
Egypt†	—	—	—	—	550	—	—	—	—	12,350
Portuguese East Africa	5,274	18,430	268,272	34,307	169,272	1,74,310	5,51,510	1,01,08,135	12,10,640	44,18,300
United States of America—										
<i>Via Atlantic Coast</i>	137	..	714	174	..	1,380	87	13,855	3,794
<i>Other Foreign Countries</i>	1,560	1,000	10	2	15	41
TOTAL FOREIGN COUNTRIES	8,476	30,104	352,249	75,126	171,034	2,20,600	9,44,540	1,31,23,267	26,72,009	44,68,849
Province of Bengal	7,241	4,579	14,312	26,688	3,066	69,640	73,290	3,59,705	7,00,007	63,726
<i>Dombay</i>	24,252	43,283	1,121,232	631,514	376,057	3,03,270	14,29,070	4,34,28,014	2,23,91,792	1,04,20,193
<i>Sind</i>	68	342	64,162	92,176	89,560	4,150	39,300	25,27,183	31,97,512	26,14,291
<i>Madras</i>	412	111	87,461	69,516	69,177	30,490	15,420	37,22,915	21,05,839	21,01,054
<i>Burma</i>	7,489	38,681	214,040	98,993	76,448	3,78,030	14,79,760	84,66,925	39,41,810	24,21,907
TOTAL	39,452	86,996	1,501,187	908,887	614,308	12,85,580	30,36,840	5,85,04,742	3,22,46,040	1,76,20,271
Coal, other than roasted ground (K. I.)—	Cwts.	Cwts.	Cwts.	Cwts.	Cwts.					
United Kingdom	75	141	18	151	28	2,460	8,410	1,600	7,135	2,024
India and Dependencies	310	358	164	220	425	22,550	20,750	11,474	17,391	26,289
Mesopotamia*	—	—	..	1	215	—	—	..	83	7,044
China	8	200	13,748	14,917	10,033	400	8,220	6,00,766	7,29,411	4,47,611
Malta Settlements (including Labuan)	24,184	14,558	15,023	25,792	24,351	11,88,380	6,10,420	5,65,470	10,46,860	10,03,191
Malta	118	6,010	21
Nizibar and Pemba	118	606	388	..	214	6,620	17,040	10,219	..	6,724
Nyasaland Colony	4,728	3,537	5,667	118	914	2,42,970	1,29,540	1,82,465	4,150	34,103
Other British Possessions	7	6	2	410	350	..	18	55
TOTAL BRITISH EMPIRE	29,430	19,524	35,008	41,100	36,182	14,68,000	7,99,740	13,72,062	18,05,066	15,27,062
Belgium	98	3,825
Turkey, Asiatic	—	—	—	—	—	—	—	—	—	—
Persian Gulf	2,110	287	—	—	—	1,12,620	14,640	—	—	—

* Included in Turkey, Asiatic prior to 1921-22.
† Shown as a Foreign country from 1923-24.

ARTICLES, AND COUNTRIES OF CONSIGNMENT; ALSO SHARE OF EACH PROVINCE	QUANTITY					VALUE				
	1919-20	1920-21	1921-22	1922-23	1923-24	1919-20	1920-21	1921-22	1922-23	1923-24
Coffee, other than roasted or ground (I. I)—continued						R	R	R	R	R
Native States in Arabia (other than Mascat Territory and Trucial Oman)	Cwts. 177	Cwts. ..	Cwts. 40	Cwts. 46	Cwts. 153	9,850	..	1,610	3,745	10,432
Java	4,543	14,040	..	8,233	1,414	2,38,470	6,21,450	2	3,65,900	56,092
Portuguese East Africa	..	60	2,670
Brazil	394	10,21
Other Foreign Countries	5	16	2	1	8	250	710	101	48	259
TOTAL FOREIGN COUNTRIES	6,835	14,383	42	8,280	2,007	3,61,190	6,39,470	1,713	3,69,783	90,426
Share of Bengal	656	354	264	533	726	39,400	23,620	15,848	32,214	42,363
" <i>Bombay</i>	33,052	38,395	16,871	26,321	17,433	16,62,970	12,27,010	6,08,098	10,61,045	7,20,656
" <i>Sind</i>	1	2,623	..	124	183	30	88,730	2	4,648	7,811
" <i>Madras</i>	706	96	14,394	19,764	16,658	42,280	4,180	6,33,264	9,34,278	7,40,371
" <i>Burma</i>	1,850	2,439	3,621	3,707	3,249	85,610	65,670	1,27,176	1,52,664	1,05,297
TOTAL	36,265	33,907	35,050	49,479	38,249	18,80,090(a)	14,39,210	13,73,775	21,74,849(a)	16,17,488(a)
Coir—										
Unmanufactured (II. S)—	Tons	Tons	Tons	Tons	Tons					
Ceylon	801	146	657	87	1,125	1,58,410	19,220	17,775	9,380	47,213
Other British Possessions	52	188	1	..	20	705	17,945	56
TOTAL BRITISH EMPIRE	801	146	709	275	1,126	1,58,410	19,240	18,480	27,325	47,274
Belgium	100
Share of Bengal	652	57	34	..	841	1,37,370	3,190	5,828	..	13,289
" <i>Bombay</i>	138	38	76	270	264	31,030	10,440	7,473	26,372	30,847
" <i>Sind</i>	596	..	13	3,378	..	1,690
" <i>Madras</i>	1	3	4	5	5	110	570	435	953	1,106
" <i>Burma</i>	5	..	3	1,471	..	362
TOTAL	801	143	709	275	1,126	1,68,410	19,240	18,680	27,325	47,274
Manufactured (excluding rope and belting) (III. V)—	Tons	Tons	Tons	Tons	Tons					
United Kingdom	2	11	115	170	..	540	4,280	97,144	1,25,667	289
Maldives	26	22	35	9	13	6,020	5,660	12,513	2,765	2,762
Ceylon	97	736	218	120	132	21,150	1,00,960	53,813	20,496	27,670
Straits Settlements (including Labuan)	5	40	140	2,128	..	10
Other British Possessions	..	2	28	650	715	50	26
TOTAL BRITISH EMPIRE	125	771	401	290	145	27,750	1,11,690	1,66,313	1,67,978	30,657
Japan	..	1	3,010	..	20	..
Other Foreign Countries	..	1	17	1	1	750	1,140	235	540	369
TOTAL FOREIGN COUNTRIES	..	2	17	1	1	750	4,150	235	560	369
Share of Bengal	70	650	134	76	108	15,360	79,590	41,511	20,774	22,006
" <i>Bombay</i>	2	6	132	171	4	1,170	2,760	37,404	1,25,829	1,219
" <i>Sind</i>	..	6	23	20	800	730	50	38
" <i>Madras</i>	53	110	119	53	32	11,950	28,130	24,754	11,731	7,325
" <i>Burma</i>	..	1	5	..	2	..	4,450	2,149	154	42
TOTAL	125	773	418	300	146	28,530(b)	1,16,840(b)	1,66,548(b)	1,58,538	31,026
Total Coir	Tons 926	Tons 921	Tons 1,127	Tons 575	Tons 1,272	1,86,910	1,35,680	1,86,128	1,85,863	78,300

(a) Duty was collected on R17,11,470 in 1919-20, on R21,74,717 in 1922-23 and on R16,17,415 in 1923-24.
 (b) " " " " R22,230 in 1919-20, on R1,14,946 in 1920-21 and on R1,66,448 in 1921-22.

No. 13—continued

ARTICLES, AND COUNTRIES OF CONSIGNMENT; ALSO SHARE OF EACH PROVINCE	QUANTITY					VALUE				
	1919-20	1920-21	1921-22	1922-23	1923-24	1919-20	1920-21	1921-22	1922-23	1923-24
Coral (II. S)—										
United Kingdom	Lbs.	Lbs.	Lbs.	Lbs.	Lbs.	R	R	R	R	R
Other British Possessions	1	9	61	10	14	126
TOTAL BRITISH EMPIRE	1	900	..	9	61	10	4,180	..	14	126
Germany	520	1,133	4,330	3,800
Netherlands	80	1,730
Italy	51,046	19,106	2,107	14,530	27,067	38,750	19,780	15,707	29,266	22,320
Austria	} 896	1,328	} ..	} ..	} ..	} 1,830	} 7,380	} ..	} ..	} ..
Hungary										
Native States in Arabia (other than Maskat Territory and Trucial Oman)	250	1,000
Japan	3,800	468	17,850	2,010
China (exclusive of Hong- kong and Macao)	10	30	..
TOTAL FOREIGN COUNTRIES	55,802	21,502	3,490	14,540	27,067	58,230	35,230	20,507	29,295	22,320
Share of Bengal	14,541	19,093	2,107	4,450	16,987	41,800	19,760	15,707	20,935	20,415
" Bombay	41,261	3,304	1,383	10,080	10,080	16,430	19,650	4,800	2,280	1,906
" Madras	1	59	10	121
" Burma	19	2	44	5
TOTAL	55,803	23,402	3,490	14,549	27,128	58,240	35,410	20,507	29,300	22,446(5)
Cordage and Rope of vege- table fibre (excluding jute and cotton) (III. V)—	Cwts.	Cwts.	Cwts.	Cwts.	Cwts.					
United Kingdom	5,176	4,983	3,044	4,424	3,398	6,79,580	8,19,040	4,56,046	3,40,356	3,80,746
Aden and Dependencies	2	84	1	2	..	40	1,340	12	28
Mesopotamia*	5	245	76	30	5,970	1,365
Ceylon	353	249	1,030	431	224	4,640	6,000	14,924	5,613	3,276
Straits Settlements (including Labuan)	934	1,015	1,296	893	750	55,800	38,770	58,045	38,542	26,620
Hongkong	8,593	6,681	6,502	4,126	4,535	6,00,780	4,59,110	4,18,087	2,15,038	2,03,343
Egypt†	4	115	95	2	..	170	4,410	5,093	137	..
Zanzibar and Pemba	11	..	74	90	..	1,100
Western Australia	30
Victoria	16	..	1	162	..	195
New South Wales	58	157	16,670	6,260
Australian Commonwealth (Total)	528	157	16	..	1	16,670	6,260	192	..	195
Other British Possessions	11	10	25	..	31	110	90	375	5	257
TOTAL BRITISH EMPIRE	15,610	13,212	12,171	10,122	9,017	13,56,840	13,34,620	9,56,132	6,00,673	6,15,830
Germany	241	76	448	291	..	54,510	9,988	52,512	33,712
Netherlands	2	116	20	7,743
Belgium	5	..	1	181	..	30	..	175	6,118
France	52	10	3,020	50
Italy	163	105	182	357	624	35,160	19,380	25,444	42,199	51,840
Austria	} ..	} 843	} ..	} 14	} 49	} ..	} 1,06,330	} ..	} 3,698	} 5,012
Hungary										
Turkey, Asiatic
Persian Gulf	139	277	1,140	1,220
Philippine Islands and Guam	2,611	780	657	463	144	77,490	32,570	26,286	16,986	6,060
China (exclusive of Hong- kong and Macao)	934	887	300	129	403	60,370	54,760	16,593	4,098	10,550
Japan	110	79	204	115	121	21,970	19,930	23,084	19,011	4,007
Egypt†	11	85
United States of America— Vid Atlantic Coast	579	105	159	133	12	44,430	11,220	23,317	9,434	2,704
Other Foreign Countries	17	20	58	42	76	640	200	855	615	775
TOTAL FOREIGN COUNTRIES	4,003	3,163	1,506	1,704	2,028	2,41,400	3,03,170	1,28,457	1,49,648	1,34,206
Share of Bengal	4,958	2,323	1,117	2,394	2,047	3,39,360	2,20,340	83,752	77,370	1,44,168
" Bombay	8,246	6,729	5,821	4,506	4,925	7,63,670	7,59,900	5,54,749	3,66,966	3,98,236
" Sind	181	434	182	208	450	4,330	13,170	14,203	8,574	15,058
" Madras	1,479	736	3,245	1,280	1,037	75,820	43,940	58,486	67,537	45,162
" Burma	5,349	6,403	5,402	3,623	2,386	4,23,510	6,00,440	3,71,600	2,29,374	1,47,412
TOTAL	20,213	16,675	13,767	11,826	11,045	15,08,240(a)	16,37,790(a)	10,82,580(a)	7,50,321(a)	7,50,036

(a) Duty was collected on R16,93,049 in 1919-20, on R16,33,540 in 1920-21, on R10,74,349 in 1921-22, on R7,48,881 in 1922-23 and on R7,48,648 in 1923-24.

(b) Duty was collected on R22,361 in 1923-24.

*Included in Turkey, Asiatic prior to 1921-22.

† Shown as a Foreign Country from 1923-24.

ARTICLES, AND COUNTRIES OF CONSIGNMENT; ALSO SHARE OF EACH PROVINCE	QUANTITY					VALUE				
	1919-20	1920-21	1921-22	1922-23	1923-24	1919-20	1920-21	1921-22	1922-23	1923-24
Cork manufactures (III. V)—	Cwts.	Cwts.	Cwts.	Cwts.	Cwts.	R	R	R	R	R
United Kingdom	3,832	3,240	1,511	1,035	2,497	3,32,590	4,21,540	2,25,196	1,60,985	1,80,861
Ceylon	2	38	1	1	12	370	4,600	575	74	1,740
Hongkong	55	..	10	..	48	5,060
Egypt†	2	—	1,178	—
Natal	23	4,300
Victoria	19	2,040
Australian Commonwealth (Total)	19	2,040
Other British Possessions	8	23	1	..	2	1,000	1,400	520	20	420
TOTAL BRITISH EMPIRE	3,865	3,310	1,513	1,038	2,566	3,38,320	4,29,500	2,26,291	1,62,300	1,88,681
Germany	5	20	76	28	..	1,260	7,000	24,209	5,009
Netherlands	45	100	25	5,212	9,968	3,008
Belgium	14	..	10	2	..	1,320	..	4,250	325
France	18	124	44	275	238	4,150	23,640	7,848	37,939	35,255
Spain	740	627	256	669	520	1,03,600	93,800	48,351	84,372	67,959
Portugal	91	84	160	239	356	3,970	11,930	30,616	48,379	56,346
Turkey, Asiatic	—	—	—	—
Persian Gulf	0	—	—	—	..	1,960	—	—	—
Java	35	4	1,940	110
Japan	7	12	2	11	19	2,530	3,070	780	1,642	1,692
Egypt†	4	—	—	—	—	260
United States of America—										
Via Atlantic Coast	77	167	90	2	..	27,840	30,940	9,852	905	486
Other Foreign Countries	7	..	40	25	5	814
TOTAL FOREIGN COUNTRIES	977	1,046	617	1,434	1,199	1,43,530	1,68,070	1,09,774	2,11,660	1,71,274
Share of Bengal	2,372	1,416	625	814	986	2,00,050	2,24,140	1,22,373	1,35,922	1,35,930
" Bombay	1,610	1,332	724	970	716	1,80,990	2,34,110	88,442	1,49,978	88,453
" Sind	586	625	184	237	218	63,650	67,480	29,696	28,848	23,119
" Madras	162	196	89	111	220	18,080	26,190	13,276	16,963	27,480
" Burma	112	288	503	290	1,625	19,080	45,140	82,278	42,758	55,873
TOTAL	4,842	4,356	2,130	2,472	3,765	4,81,850	5,97,860	3,36,065	3,63,000	3,59,955
Cutlery—										
Pruning knives (III. D)										
United Kingdom	—	—	—	—	—	1,57,870	1,45,000	1,02,228	1,73,467	1,59,662
Ceylon	—	—	—	—	—	580	3,170	1,210	1,125	1,011
Straits Settlements (including Labuan)	—	—	—	—	—	220	10	5
TOTAL BRITISH EMPIRE	—	—	—	—	—	1,58,670	1,48,170	1,03,441	1,74,592	1,60,673
TOTAL FOREIGN COUNTRIES	—	—	—	—	—	..	1,540	..	940	350
Share of Bengal	—	—	—	—	—	1,37,380	1,28,240	79,779	1,58,689	1,44,910
" Bombay	—	—	—	—	—	11,470	70
" Sind	—	—	—	—	—	..	700	10	450	32
" Madras	—	—	—	—	—	9,820	20,110	23,652	15,919	15,199
" Burma	—	—	—	—	—	60	1,290	..	157	1,482
TOTAL	—	—	—	—	—	1,58,670	1,50,410	1,03,441	1,75,538	1,61,623

† Shown as a Foreign Country from 1923-24

No. 13—continued

ARTICLES, AND COUNTRIES OF CONSIGNMENT; ALSO SHARE OF EACH PROVINCE	QUANTITY					VALUE				
	1919-20	1920-21	1921-22	1922-23	1923-24	1919-20	1920-21	1921-22	1922-23	1923-24
Cutlery—continued						R	R	R	R	R
<i>Other kinds (III. D)—</i>										
United Kingdom	—	—	—	—	—	9,00,500	31,67,290	7,76,117	6,82,777	6,42,741
Gibraltar	—	—	—	—	—	6,331	..
Aden and Dependencies	—	—	—	—	—	260	1,140
Mesopotamia*	—	—	—	—	—	—	—	500	2,488	658
Ceylon	—	—	—	—	—	5,280	7,010	4,530	2,275	2,880
Straits Settlements (including Labuan)	—	—	—	—	—	7,540	4,830	5,949	5,655	8,205
Zanzibar and Pemba	—	—	—	—	—	1,220	300	..
Hongkong	—	—	—	—	—	11,480	10,060	6,840	11,787	7,707
Egypt†	—	—	—	—	—	..	190	875	1,089	—
Natal	—	—	—	—	—	..	6,570	399	222	..
Canada— Vid Atlantic Coast	—	—	—	—	—	..	8,580
.. Pacific	—	—	—	—	—	30
Other British Possessions	—	—	—	—	—	1,710	260	659	165	430
TOTAL BRITISH EMPIRE						9,34,120	31,96,560	7,96,977	6,13,689	6,62,621
Sweden	—	—	—	—	—	400	11,700	80	39	290
Norway	—	—	—	—	—	..	4,290	160	18	171
Germany	—	—	—	—	—	18,350	7,60,160	5,06,534	11,92,585	12,49,272
Netherlands	—	—	—	—	—	29,230	74,340	6,455	72,030	22,076
Belgium	—	—	—	—	—	35,900	39,780	5,071	25,238	2,767
France	—	—	—	—	—	12,070	29,760	32,574	21,718	18,298
Spain	—	—	—	—	—	..	1,350
Switzerland	—	—	—	—	—	12,690	10,850	629	..	1,010
Italy	—	—	—	—	—	..	11,990	8,103	12,128	1,434
Austria	—	—	—	—	—	..	20,870	1,831	3,748	5,904
Hungary	—	—	—	—	—
Czechoslovakia	—	—	—	—	—	1,063	..
Turkey, Asiatic	—	—	—	—	—
Persian Gulf	—	—	—	—	—	70	2,050
Java	—	—	—	—	—	..	230	5,080	272	..
China (exclusive of Hong- kong and Mocho)	—	—	—	—	—	1,980	2,140	887	1,604	1,815
Japan	—	—	—	—	—	8,91,300	4,71,950	1,58,392	1,71,834	1,29,879
Egypt †	—	—	—	—	—	285
Portuguese East Africa	—	—	—	—	—	2,300	48
United States of America— Vid Atlantic Coast	—	—	—	—	—	13,00,050	17,25,340	55,545	23,319	54,896
.. Pacific	—	—	—	—	—	3,110	3,640	65	74	12
Other Foreign Countries	—	—	—	—	—	10	8,080	1,331	36	124
TOTAL FOREIGN COUNTRIES						22,97,320	31,73,440	7,82,877	15,26,706	14,80,751
<i>Share of Bengal</i>						11,84,370	17,93,490	8,52,491	4,49,131	6,31,298
.. Bombay						18,14,260	18,50,530	7,01,283	9,57,461	7,59,127
.. Sind						2,60,420	7,00,850	1,88,715	2,70,557	3,64,744
.. Madras						1,47,190	2,32,880	1,55,064	95,665	92,771
.. Burma						3,25,210	7,92,270	1,80,396	3,72,551	2,74,552
TOTAL						32,31,440(a)	53,69,960(a)	16,78,854(a)	21,30,395(a)	21,52,402(a)
Total value of Cutlery—										
United Kingdom	—	—	—	—	—	10,64,460	23,02,950	8,78,343	7,56,244	8,02,403
Gibraltar	—	—	—	—	—	6,331	..
Aden and Dependencies	—	—	—	—	—	260	1,140
Mesopotamia*	—	—	—	—	—	500	2,488	658
Ceylon	—	—	—	—	—	5,280	10,180	5,749	3,400	3,891
Straits Settlements (including Labuan)	—	—	—	—	—	7,760	4,240	5,954	5,655	8,205
Hongkong	—	—	—	—	—	11,490	10,650	6,849	11,787	7,707
Egypt†	—	—	—	—	—	875	1,089	—
Natal	—	—	—	—	—	..	6,570	399	222	..
Zanzibar and Pemba	—	—	—	—	—	1,220	300	..
Canada— Vid Atlantic Coast	—	—	—	—	—	..	8,580
.. Pacific	—	—	—	—	—	30
Other British Possessions	—	—	—	—	—	1,710	480	659	165	430
TOTAL BRITISH EMPIRE						10,92,790	23,45,420	8,90,418	7,88,281	8,23,294

(a) Duty was collected on R32,81,120 in 1919-20, on R53,68,770 in 1920-21, on R15,78,849 in 1921-22, on R21,38,004 in 1922-23 and on R21,51,258 in 1923-24.
* Included in Turkey, Asiatic prior to 1921-22.
† Shown as a Foreign Country from 1923-24.

GENERAL IMPORTS

(142)

No. 13—continued

ARTICLES, AND COUNTRIES OF CONSIGNMENT; ALSO SHARE OF EACH PROVINCE	QUANTITY					VALUE				
	1919-20	1920-21	1921-22	1922-23	1923-24	1919-20	1920-21	1921-22	1922-23	1923-24
Cutlery—continued						R	R	R	R	R
<i>Total value of Cutlery—continued</i>										
Sweden	—	—	—	—	—	400	11,700	80	89	290
Norway	—	—	—	—	—	..	4,220	150	18	171
Germany	—	—	—	—	—	18,350	7,61,000	5,06,534	11,03,479	12,49,946
Netherlands	—	—	—	—	—	29,230	74,340	6,455	72,030	22,076
Belgium	—	—	—	—	—	35,960	39,780	5,071	25,238	2,767
France	—	—	—	—	—	12,070	29,750	32,574	21,718	18,208
Spain	—	—	—	—	—	..	1,850
Switzerland	—	—	—	—	—	..	10,850	629	..	1,910
Italy	—	—	—	—	—	12,890	11,990	8,168	12,128	1,434
Austria	—	—	—	—	—	..	20,870	1,931	3,748	5,904
Hungary	—	—	—	—	—
Czechoslovakia	—	—	—	—	—	—	—	..	1,062	..
Turkey, Asiatic	—	—	—	—	—	—	—
Persian Gulf	—	—	—	—	—	70	2,050	—	—	—
Java	—	—	—	—	—	..	230	5,080	272	..
China (exclusive of Hong-kong and Macao)	—	—	—	—	—	1,680	2,140	887	1,804	1,815
Japan	—	—	—	—	—	8,81,200	4,71,950	1,58,382	1,71,834	1,29,879
Egypt	—	—	—	—	—	—	—	—	—	235
Portuguese East Africa	—	—	—	—	—	2,300	48
United States of America— Via Atlantic Coast	—	—	—	—	—	18,00,050	17,26,040	55,545	23,371	55,172
" Pacific "	—	—	—	—	—	3,110	3,640	65	74	12
Other Foreign Countries	—	—	—	—	—	10	3,080	1,331	36	124
TOTAL FOREIGN COUNTRIES	—	—	—	—	—	22,97,320	31,74,980	7,82,877	15,26,652	14,00,731
<i>Share of Bengal</i>	—	—	—	—	—	13,21,690	19,21,730	4,32,270	5,99,113	7,76,118
" Bombay	—	—	—	—	—	13,25,720	18,50,600	7,01,288	9,57,461	7,89,127
" Sind	—	—	—	—	—	2,60,420	7,01,550	1,88,725	2,71,067	3,64,776
" Madras	—	—	—	—	—	1,57,010	2,52,960	1,79,616	1,74,584	1,07,970
" Burma	—	—	—	—	—	3,25,270	7,93,560	1,30,398	3,72,708	2,76,034
TOTAL	—	—	—	—	—	38,90,110 (a)	55,20,400	16,32,295	23,14,933	23,14,025
Drugs and Medicines (excluding chemicals and narcotics)—										
<i>Mass (III. C)—</i>	Cwts.	Cwts.	Cwts.	Cwts.	Cwts.					
United Kingdom	549	180	21	20	..	24,880	6,850	1,263	885	..
Aden and Dependencies	67	323	69	..	24	2,530	7,030	1,614	..	327
Other British Possessions	14	11	52	150	251	821
TOTAL BRITISH EMPIRE	630	503	90	31	76	27,560	13,880	2,867	1,086	1,148
Germany	1,907	316	1,636	1,374	..	70,960	8,729	44,720	31,125
Belgium	2	..	108	70	..	2,984	..
France	27	70	1,310	2,350
Muscat Territory and Trucial Oman	4	171	443	240	2,662	6,180
Italian East Africa (Somaliland and Eritrea)	199	2,764
United States of America— Via Atlantic Coast	110	41	4,290	1,530
" Pacific "	22	880
Other Foreign Countries	2	104	..	4	..	110	1,434	..	67
TOTAL FOREIGN COUNTRIES	141	2,134	420	1,915	2,020	6,040	75,900	10,163	50,366	40,136
<i>Share of Bengal</i>	108	326	2,984	8,499
" Bombay	753	2,329	431	1,796	1,685	33,210	77,090	10,771	47,349	30,620
" Sind	4	306	79	42	35	240	12,470	2,269	1,115	2,165
" Madras	14	2	140	220
" Burma	10	4	..
TOTAL	771	2,637	510	1,946	2,096	33,600	89,780	13,030	51,432	41,284

(shown as a Foreign Country from 1923-24)

No. 13—continued

ARTICLES, AND COUNTRIES OF CONSIGNMENT; ALSO SHARE OF EACH PROVINCE	QUANTITY					VALUE				
	1910-20	1920-21	1921-22	1922-23	1923-24	1910-20	1920-21	1921-22	1922-23	1923-24
Drugs and Medicines (excluding chemicals and narcotics)—continued						R	R	R	R	R
Asafetida (III. C)—	Cwts.	Cwts.	Cwts.	Cwts.	Cwts.					
United Kingdom	7	3,705
Mesopotamia* . . .	—	—	20	—	—	1,072
Straits Settlements (including Labuan) . . .	11	..	5	1,010	10	450	3	..
Other British Possessions	1	100
TOTAL BRITISH EMPIRE	11	1	32	1,010	110	5,227	3	..
Belgium	30	3,635	..
Persia	3,348	5,866	5,919	6,533	4,200	3,07,450	4,15,600	4,10,653	5,15,692	2,53,900
United States of America— Via Atlantic Coast	19	2,176	..
Other Foreign Countries	1	50
TOTAL FOREIGN COUNTRIES	3,348	5,867	5,919	6,591	4,200	3,07,450	4,15,650	4,10,653	5,21,868	2,53,900
Share of Bengal	7	3,705
" Bombay	3,359	5,580	5,938	6,570	4,201	3,07,420	3,79,010	4,11,653	5,19,211	2,53,645
" Sind	288	1	2	8	30	30,640	72	116	253
" Madras	5	19	..	990	..	450	2,176	..
" Burma	30	10	..	3	..
TOTAL	3,359	5,868	5,951	6,591	4,200	3,08,460	4,15,060	4,15,880(a)	5,21,506	2,53,900
Adonia and preparations of (III. C) (b)—		Lbs.	Lbs.	Lbs.	Lbs.					
United Kingdom	—	411	124	80	471	—	2,190	712	308	1,183
TOTAL FOREIGN COUNTRIES	—	55	42	—	187	183
Share of Sind	—	254	..	42	29	—	1,320	..	133	60
" Madras	—	130	124	86	455	—	760	712	339	1,153
" Burma	—	27	..	7	29	—	120	..	23	153
TOTAL	—	411	124	135	513	—	2,190	712	495	1,366
Sulphur (III. C)—	Lbs.	Lbs.	Lbs.	Lbs.	Lbs.					
United Kingdom	49,389	81,667	80,909	2,212	486	3,07,690	1,47,860	1,55,447	6,560	1,837
Mesopotamia*	—	—	1,484	896	..	—	—	3,062	2,240	..
Ceylon	5,926	301	2	8,641	11,152	26,620	1,200	5	36,015	43,770
Straits Settlements (including Labuan) . . .	139,086	7,483	27,131	24,649	19,410	1,10,860	20,170	54,204	40,595	22,477
Hongkong	125,413	105,650	134,248	63,148	74,272	6,30,380	3,86,730	2,96,908	1,50,300	1,37,731
TOTAL BRITISH EMPIRE	319,814	205,101	193,774	99,546	105,320	9,75,550	5,55,960	4,90,616	2,44,700	2,05,815
Germany	750	14,800	107,675	5,509	36,031	2,71,535
Belgium	9,000	5,940	38,400	20,180
Turkey, Asiatic or Persian Gulf	11,781	51,440
Persia	224	880	200	880	5,100	800
China (exclusive of Hongkong and Macao)	49,571	22,247	68,082	78,611	99,815	1,98,610	55,610	1,58,072	1,82,645	2,18,151
Japan	162,685	312,438	4,18,518	4,26,282	821,699	12,35,080	19,38,640	14,46,062	12,86,915	27,26,746
United States of America— Via Atlantic Coast . . .	300	2,540
TOTAL FOREIGN COUNTRIES	224,561	345,165	494,100	5,19,693	1,029,389	14,89,460	20,37,770	16,24,813	15,06,491	32,17,231
Share of Bengal	206,073	139,273	250,379	211,488	330,294	4,97,530	3,80,770	6,44,786	5,22,349	8,02,278
" Bombay	373,203	252,707	213,312	180,325	403,803	16,79,430	16,10,880	8,11,224	5,34,965	13,66,474
" Sind	28	1,137	35	6	1,803	80	6,790	190	25	5,210
" Madras	59,330	147,050	213,269	217,663	377,310	2,64,730	5,23,070	6,31,127	6,65,930	11,96,735
" Burma	6,741	10,999	10,959	9,757	21,499	23,280	73,200	37,100	27,922	52,348
TOTAL	544,375	650,265	687,964	619,439	1,134,709	24,65,030	25,92,710(c)	21,24,429	17,51,101	34,23,046(c)

* Included in Turkey, Asiatic prior to 1921-22.

(b) Separately recorded from 1920-21. (a) Duty was collected on Rs. 15,430 in 1921-22.

(c) Duty was collected on Rs. 25,93,110 in 1920-21 and on Rs. 22,221 in 1923-24.

GENERAL IMPORTS

(111)

No. 13—continued

ARTICLES, AND COUNTRIES OF CONSIGNMENT; ALSO SHARE OF EACH PROVINCE	QUANTITY					VALUE				
	1919-20	1920-21	1921-22	1922-23	1923-24	1919-20	1920-21	1921-22	1922-23	1923-24
Drugs and Medicines (excluding chemicals and narcotics)—continued						R	R	R	R	R
<i>Cassia Lignea (III. C)—</i>	Cwts.	Cwts.	Cwts.	Cwts.	Cwts.					
United Kingdom	390	2	11,460	60
Straits Settlements (including Labuan)	2,106	3,979	1,382	7,408	600	68,110	1,23,420	44,370	2,05,453	16,118
Hongkong	25,309	15,640	15,608	15,945	19,008	8,30,600	4,99,240	4,56,903	3,62,364	3,99,604
Other British Possessions	1	1	5	..	10	50	35	93	39
TOTAL BRITISH EMPIRE	27,895	19,622	16,991	23,358	19,608	9,19,080	6,22,770	5,01,308	5,67,010	4,15,821
Germany	74	1,070
China (exclusive of Hongkong and Macao)	21,140	20,961	28,640	46,020	28,114	7,16,700	6,43,490	8,17,650	11,70,505	6,33,257
Japan	388	614	100	430	302	12,900	20,110	2,470	7,245	7,475
Portuguese East Africa	137	2,820
Other Foreign Countries	8	1	300	20
TOTAL FOR FOREIGN COUNTRIES	21,673	21,576	28,740	46,450	28,550	7,32,750	6,63,620	8,20,020	11,77,750	6,41,802
<i>Share of Bengal</i>	<i>11,744</i>	<i>13,643</i>	<i>15,597</i>	<i>26,882</i>	<i>15,820</i>	<i>3,70,080</i>	<i>4,50,380</i>	<i>4,65,411</i>	<i>6,74,159</i>	<i>3,36,999</i>
<i>" Bombay</i>	<i>34,372</i>	<i>23,683</i>	<i>26,266</i>	<i>34,475</i>	<i>24,958</i>	<i>11,62,170</i>	<i>7,18,640</i>	<i>7,39,689</i>	<i>8,76,997</i>	<i>5,34,916</i>
<i>" Sind</i>	<i>9</i>	<i>..</i>	<i>107</i>	<i>1,143</i>	<i>3,568</i>	<i>320</i>	<i>..</i>	<i>3,851</i>	<i>32,232</i>	<i>93,780</i>
<i>" Madras</i>	<i>2,675</i>	<i>3,456</i>	<i>3,200</i>	<i>5,953</i>	<i>3,479</i>	<i>56,070</i>	<i>1,03,050</i>	<i>96,065</i>	<i>1,45,002</i>	<i>84,818</i>
<i>" Burma</i>	<i>768</i>	<i>416</i>	<i>561</i>	<i>1,326</i>	<i>333</i>	<i>24,220</i>	<i>14,320</i>	<i>16,312</i>	<i>17,270</i>	<i>7,110</i>
TOTAL	49,568	41,198	45,731	69,808	48,158	16,51,860	12,86,320	13,21,328	17,45,660	10,57,623(a)
<i>Cinchona bark: * (III. C)—</i>	Lbs.	Lbs.	Lbs.	Lbs.	Lbs.					
United Kingdom	377	568	187	122	184	920	1,480	408	285	301
Other British Possessions	667	1,262	502	..	20	350	700	256	..	116
TOTAL BRITISH EMPIRE	1,244	1,830	689	122	204	1,270	2,180	724	285	416
Germany	176	322	1,507	420
Other Foreign Countries	224	525	..	1	14	200	340	..	3	20
TOTAL FOREIGN COUNTRIES	224	525	..	177	336	200	340	..	1,510	440
<i>Share of Bengal</i>	<i>..</i>	<i>..</i>	<i>112</i>	<i>..</i>	<i>56</i>	<i>..</i>	<i>..</i>	<i>274</i>	<i>..</i>	<i>85</i>
<i>" Bombay</i>	<i>1,244</i>	<i>2,355</i>	<i>577</i>	<i>298</i>	<i>468</i>	<i>1,270</i>	<i>2,520</i>	<i>450</i>	<i>1,792</i>	<i>735</i>
<i>" Sind</i>	<i>..</i>	<i>..</i>	<i>..</i>	<i>1</i>	<i>16</i>	<i>..</i>	<i>..</i>	<i>..</i>	<i>3</i>	<i>33</i>
<i>" Burma</i>	<i>224</i>	<i>..</i>	<i>..</i>	<i>..</i>	<i>..</i>	<i>200</i>	<i>..</i>	<i>..</i>	<i>..</i>	<i>..</i>
TOTAL	1,468	2,355	689	299	540	1,470	2,520	724	1,795	850
<i>Cocaine (III. C)—</i>	Ounces	Ounces	Ounces	Ounces	Ounces					
United Kingdom	172	682	627	981	367	4,360	18,530	7,677	11,850	5,004
Ceylon	1	25	..
TOTAL BRITISH EMPIRE	172	682	627	982	367	4,360	13,530	7,677	11,875	5,004
Germany	299	115	3,352	1,393
Netherlands	42	107	492	1,039
Other Foreign Countries	800	71	114	53	11	1,020	1,520	1,222	522	112
TOTAL FOREIGN COUNTRIES	800	71	114	394	233	1,020	1,520	1,222	4,396	2,544
<i>Share of Bengal</i>	<i>19</i>	<i>478</i>	<i>403</i>	<i>798</i>	<i>305</i>	<i>1,030</i>	<i>9,360</i>	<i>4,246</i>	<i>7,500</i>	<i>3,161</i>
<i>" Bombay</i>	<i>114</i>	<i>114</i>	<i>292</i>	<i>420</i>	<i>130</i>	<i>2,230</i>	<i>2,440</i>	<i>3,894</i>	<i>6,705</i>	<i>1,842</i>
<i>" Sind</i>	<i>9</i>	<i>6</i>	<i>3</i>	<i>60</i>	<i>39</i>	<i>390</i>	<i>210</i>	<i>129</i>	<i>557</i>	<i>227</i>
<i>" Madras</i>	<i>28</i>	<i>111</i>	<i>13</i>	<i>33</i>	<i>100</i>	<i>1,110</i>	<i>1,570</i>	<i>162</i>	<i>606</i>	<i>1,531</i>
<i>" Burma</i>	<i>692</i>	<i>44</i>	<i>30</i>	<i>65</i>	<i>26</i>	<i>620</i>	<i>1,170</i>	<i>468</i>	<i>503</i>	<i>287</i>
TOTAL	1,062	763	741	1,376	600	6,880	15,050	8,899	16,271	7,648

* Free of duty.

(a) Duty was collected on Rs10,56,020 in 1923-24.

No. 13—continued

ARTICLES, AND COUNTRIES OF CONSIGNMENT; ALSO SHARE OF EACH PROVINCE	QUANTITY					VALUE				
	1919-20	1920-21	1921-22	1922-23	1923-24	1919-20	1920-21	1921-22	1922-23	1923-24
Drugs and Medicines (excluding chemicals and narcotics)—continued						R	R	R	R	R
Morphia and preparations of Opium and Morphia (III. C)—										
United Kingdom	—	—	—	—	—	38,200	59,790	85,710	31,579	40,602
Other British Possessions	—	—	—	—	—	227
TOTAL BRITISH EMPIRE	—	—	—	—	—	38,200	59,790	85,937	31,579	40,602
Germany	—	—	—	—	—	..	7,560	11,560	10,831	5,430
Netherlands	—	—	—	—	—	..	380	1,540	3,085	1,225
China (exclusive of Hongkong and Macao)	—	—	—	—	—	1,000	920	..	485	795
United States of America—										
<i>Via Atlantic Coast</i>	—	—	—	—	—	2,640	860	930	70	288
Other Foreign Countries	—	—	—	—	—	120	50	22	106	180
TOTAL FOREIGN COUNTRIES	—	—	—	—	—	3,760	9,720	14,042	14,527	7,018
Share of Bengal	—	—	—	—	—	10,480	18,240	11,295	10,914	4,093
<i>Bombay</i>	—	—	—	—	—	14,310	22,600	27,288	21,614	8,898
<i>Sind</i>	—	—	—	—	—	4,460	9,630	3,416	4,197	4,242
<i>Madras</i>	—	—	—	—	—	7,900	17,260	6,838	7,371	25,403
<i>Burma</i>	—	—	—	—	—	4,810	1,780	1,402	2,010	5,884
TOTAL	—	—	—	—	—	41,960	69,510	49,079	46,106	48,520(a)
Proprietary and Patent medicines (III. C)—										
United Kingdom	—	—	—	—	—	17,28,040	16,99,930	11,00,065	12,81,022	12,83,390
Aden and Dependencies	—	—	—	—	—	..	1,270
Mesopotamia*	—	—	—	—	—	7,170	16	..
Ceylon	—	—	—	—	—	500	..	16,745	2,139	6,357
Straits Settlements (including Labuan)	—	—	—	—	—	15,710	12,800	17,581	25,577	16,487
Hongkong	—	—	—	—	—	2,480	980	8,170	816	857
Victoria	—	—	—	—	—	..	3,420	835
New South Wales	—	—	—	—	—	8,880	..	1,019	..	18
<i>Australian Commonwealth (Total)</i>	—	—	—	—	—	3,330	3,420	1,019	..	853
Other British Possessions	—	—	—	—	—	1,470	..	417	100	..
TOTAL BRITISH EMPIRE	—	—	—	—	—	17,51,530	17,18,400	11,48,117	18,09,670	18,07,953
Norway	—	—	—	—	—	2,110	2,930	..	10	163
Denmark	—	—	—	—	—	..	5,580
Germany	—	—	—	—	—	..	1,25,720	1,68,580	2,43,020	3,10,567
Netherlands	—	—	—	—	—	3,290	1,500	..	33,021	2,739
Belgium	—	—	—	—	—	9,080	25,280	28,378	28,469	39,312
France	—	—	—	—	—	2,06,100	2,02,500	1,76,278	1,89,359	1,32,587
Switzerland	—	—	—	—	—	2,900	1,670	330	838	..
Italy	—	—	—	—	—	52,780	37,070	44,545	23,648	20,363
Turkey, Asiatic	—	—	—	—	—
<i>Perahan Gulf</i>	—	—	—	—	—	9,000
<i>Persia</i>	—	—	—	—	—	6,673
China (exclusive of Hongkong and Macao)	—	—	—	—	—	980	1,015
Japan	—	—	—	—	—	2,58,180	2,56,770	47,712	8,321	6,554
United States of America—										
<i>Via Atlantic Coast</i>	—	—	—	—	—	7,25,330	4,22,240	3,86,015	4,82,764	3,34,201
<i>Pacific</i>	—	—	—	—	—	26,670	18,120	309	9,700	416
Other Foreign Countries	—	—	—	—	—	234	440	18
TOTAL FOREIGN COUNTRIES	—	—	—	—	—	12,97,270	10,93,380	8,52,999	10,19,680	8,49,937
Share of Bengal	—	—	—	—	—	3,98,490	3,24,710	2,88,482	3,66,711	3,89,016
<i>Bombay</i>	—	—	—	—	—	19,11,060	17,70,930	12,42,151	14,79,151	12,23,356
<i>Sind</i>	—	—	—	—	—	2,19,730	2,29,600	96,323	1,33,860	2,20,148
<i>Madras</i>	—	—	—	—	—	2,57,000	2,35,350	1,90,388	1,39,140	1,31,722
<i>Burma</i>	—	—	—	—	—	2,62,620	2,61,190	2,03,772	2,16,488	1,93,649
TOTAL	—	—	—	—	—	30,48,500	28,11,780	20,01,116	23,29,350	21,57,890

* Included in Turkey, Asiatic prior to 1921-22.
(a) Duty was collected on Rs. 48,620 in 1923-24.

ARTICLES, AND COUNTRIES OF CONSIGNMENT; ALSO SHARE OF EACH PROVINCE	QUANTITY					VALUE				
	1910-20	1920-21	1921-22	1922-23	1923-24	1910-20	1920-21	1921-22	1922-23	1923-24
						R	R	R	R	R
Drugs and Medicines (excluding chemicals and narcotics)—continued										
<i>Quinine salts*—</i>										
<i>Quinine Sulphate or Bisulphate* (III. C)—</i>	Lbs.	Lbs.	Lbs.	Lbs.	Lbs.					
United Kingdom	24,432	41,523	28,853	47,183	52,642	7,22,400	15,00,990	13,70,774	15,28,975	14,89,047
Ceylon	75	4	2	..	4	2,840	220	121	..	133
Straits Settlements (including Labuan)	218	1,769	1,038	72	703	6,740	38,740	27,208	2,975	17,913
Other British Possessions	16	8	290	602
TOTAL BRITISH EMPIRE	24,725	43,302	29,906	47,255	53,349	7,31,980	15,40,240	13,98,700	15,31,950	15,06,193
Germany	187	352	1,736	4,078	..	8,080	14,648	52,909	1,10,645
Netherlands	63	142	333	1,460	5,346	8,029
Belgium	10	..	1	1,975	..	58
France	184	..	708	8,863	22	20,321
Switzerland	37	1,784
Perak	100	2	..	1,820	110
Java	27,461	23,268	14,620	8,791	12,626	8,65,240	7,69,140	6,58,137	2,71,614	3,50,036
Japan	3,283	649	6	5	..	1,02,080	13,440	150	91	..
United States of America—										
<i>Via Atlantic Coast</i>	4,478	8,480	3,078	2,216	3,635	1,35,400	4,07,590	1,54,432	70,983	94,182
<i>" Pacific</i>	157	2	13,630	192
TOTAL FOREIGN COUNTRIES	35,222	32,831	18,352	12,800	21,383	11,03,620	12,14,300	8,41,631	4,00,965	5,83,081
<i>Share of Bengal</i>	41,027	47,673	28,776	34,409	45,201	12,96,280	17,55,360	13,34,245	11,03,013	12,52,932
<i>" Bombay</i>	15,795	21,285	16,303	23,231	24,951	3,89,870	6,45,600	7,90,982	7,29,945	6,89,837
<i>" Sind</i>	1,698	2,237	163	693	1,227	38,830	1,45,160	10,078	31,666	42,293
<i>" Madras</i>	555	1,128	446	597	1,207	21,030	45,530	27,395	23,691	40,634
<i>" Burma</i>	372	3,510	1,960	1,215	2,146	39,590	1,71,900	77,661	44,600	64,478
TOTAL	59,947	76,133	48,248	60,145	74,732	18,35,600	27,63,540	22,40,331	19,32,915	20,90,174
<i>Quinine hydrochloride or dihydrochloride* (III. C)—</i>	Lbs.	Lbs.	Lbs.	Lbs.	Lbs.					
United Kingdom	2,274	5,106	2,250	4,500	5,584	1,07,440	2,68,180	1,60,404	2,17,936	2,43,433
Mesopotamia†	28	2,214
Ceylon	2	13	160	1,004
Straits Settlements (including Labuan)	336	5	34	10,880	220	1,213
Other British Possessions	2	140
TOTAL BRITISH EMPIRE	2,610	5,113	2,293	4,509	5,618	1,18,320	2,68,560	1,63,762	2,17,936	2,44,646
Germany	207	240	17	4,988	8,086	715
Netherlands	71	27	10	1,886	777	620
Java	3,504	3,983	1,543	1,123	1,405	1,38,480	1,82,840	78,777	46,456	50,571
Japan	712	80	6	..	3	29,430	3,170	623	..	103
Other Foreign Countries	3	3	2	1	..	100	217	132	46
TOTAL FOREIGN COUNTRIES	4,216	4,066	1,830	1,392	1,445	1,67,910	1,86,110	86,391	55,453	52,056
<i>Share of Bengal</i>	5,868	7,255	3,176	4,491	5,413	2,53,090	3,86,960	1,97,082	2,06,779	2,27,863
<i>" Bombay</i>	779	1,671	788	1,104	1,102	24,250	51,030	39,313	47,420	44,225
<i>" Sind</i>	58	70	61	245	118	2,940	6,480	4,801	10,301	6,946
<i>" Madras</i>	76	123	67	98	219	3,650	7,230	5,169	5,555	12,101
<i>" Burma</i>	45	55	42	53	211	2,300	3,960	3,288	3,334	6,546
TOTAL	6,826	9,179	4,128	5,991	7,068	2,86,230	4,54,660	2,50,163	2,73,389	2,96,701

* Free of duty.
† Included in Turkey, Asiatic prior to 1921-22.

No. 13—continued

ARTICLES, AND COUNTRIES OF CONSIGNMENT; ALSO SHARE OF EACH PROVINCE	QUANTITY					VALUE				
	1919-20	1920-21	1921-22	1922-23	1923-24	1919-20	1920-21	1921-22	1922-23	1923-24
Drugs and Medicines (ex- cluding chemicals and narcotics)—continued										
<i>Quinine salts*—continued</i>										
<i>Other Sorts (III. C)—</i>	Lbs.	Lbs.	Lbs.	Lbs.	Lbs.	R	R	R	R	R
United Kingdom	4,972	6,174	4,453	4,807	4,156	1,22,840	2,28,330	1,68,734	1,50,012	1,11,020
Ceylon	89	7	2,630	659	..	3
Straits Settlements (includ- ing Labuan)	5	206	200	1,542	428	190	5,790	1,220	19,383	10,177
Other British Possessions . .	5	190	20
TOTAL BRITISH EMPIRE	4,982	6,410	4,660	6,349	4,584	1,23,020	2,36,770	1,69,613	1,69,395	1,21,200
Germany	171	1,940	827	900	..	3,300	41,419	23,215	14,728
Netherlands	467	588	151	12,552	13,503	5,147
Belgium	312	..	1	7,534	..	25
France	12	40	291	26	151	220	4,680	10,800	944	4,409
Switzerland	4	..	22	371	..	1,112
Java	1,775	610	2,727	5,145	8,286	61,400	19,250	32,894	77,491	98,471
Japan	102	28	9,050	2,980
United States of America—										
<i>Vid Atlantic Coast</i>	715	1,683	108	831	181	14,600	55,960	2,991	20,725	6,702
" Pacific "	27	1,620
Other Foreign Countries . . .	15	8	..	4	5	530	840	..	688	222
TOTAL FOREIGN COUNTRIES	2,646	2,540	5,849	7,421	9,396	87,420	86,890	1,08,561	1,36,566	1,28,810
<i>Share of Bengal</i>	4,712	2,828	6,014	5,540	9,520	1,52,410	1,56,606	1,51,926	99,637	1,35,683
" <i>Bombay</i>	2,779	5,779	3,446	7,948	4,072	52,010	1,34,399	1,00,546	1,92,553	1,03,765
" <i>Sind</i>	18	44	23	168	98	980	3,060	2,214	7,406	3,915
" <i>Madras</i>	15	105	291	17	209	1,009	8,430	8,865	760	2,311
" <i>Burma</i>	104	203	135	97	81	4,040	11,280	10,623	5,705	2,442
TOTAL	7,628	8,959	10,509	13,770	13,980	2,10,440	3,23,660	2,74,174	3,05,961	2,50,016
<i>Sal Quinine Salts*—</i>	Lbs.	Lbs.	Lbs.	Lbs.	Lbs.					
United Kingdom	31,678	52,808	35,556	56,589	62,382	9,52,480	20,06,500	16,04,912	18,06,923	18,43,500
Mesopotamia†	36	2,816
Ceylon	75	45	22	..	4	2,840	8,000	1,784	..	130
Straits Settlements (includ- ing Labuan)	559	1,970	1,283	1,614	1,165	17,810	44,750	28,423	22,358	28,403
Other British Possessions . .	5	16	2	190	310	140
TOTAL BRITISH EMPIRE	32,317	54,834	36,849	58,203	63,551	9,73,320	20,54,560	17,28,075	19,19,281	18,72,039
Germany	353	2,499	2,803	4,695	..	11,980	61,055	84,210	1,26,088
Netherlands	601	757	503	15,888	19,026	14,396
Belgium	322	..	2	9,509	..	93
France	12	40	476	26	859	220	4,680	10,663	966	24,730
Switzerland	44	..	22	2,840	..	1,112
Persia	100	2	..	1,820	110
Java	32,740	27,851	18,890	15,059	22,316	10,65,120	9,71,230	7,69,808	8,95,568	4,97,078
Japan	4,097	757	12	6	3	1,41,460	19,570	673	91	103
United States of America—										
<i>Vid Atlantic Coast</i>	5,198	10,165	3,186	3,049	3,816	1,50,000	4,63,550	1,57,455	91,840	1,00,992
" Pacific "	27	157	2	1,620	18,630	192
Other Foreign Countries . . .	16	8	..	4	6	580	840	..	688	250
TOTAL FOREIGN COUNTRIES	42,084	39,437	26,081	21,703	32,224	13,58,950	14,87,300	10,36,588	5,92,984	7,64,852
<i>Share of Bengal</i>	51,607	57,766	38,595	44,440	60,134	17,01,780	23,08,320	16,83,253	14,09,429	16,16,396
" <i>Bombay</i>	19,353	48,735	31,137	32,283	30,125	4,66,130	8,31,020	9,81,311	9,69,918	8,39,827
" <i>Sind</i>	1,774	2,351	247	1,106	1,443	92,750	1,52,690	17,093	49,273	52,154
" <i>Madras</i>	646	1,361	794	712	1,635	25,680	61,190	47,489	30,006	55,946
" <i>Burma</i>	1,021	4,068	2,137	1,365	2,438	45,930	1,87,140	91,572	53,639	73,466
TOTAL	74,401	94,271	62,680	79,006	95,775	23,32,270	35,41,860	27,64,658	25,12,265	26,36,891

* Free of duty.
† Included in Turkey, Asiatic prior to 1921-22.

ARTICLES, AND COUNTRIES OF CONSIGNMENT; ALSO SHARE OF EACH PROVINCE	QUANTITY					VALUE				
	1910-20	1920-21	1921-22	1922-23	1923-24	1910-20	1920-21	1921-22	1922-23	1923-24
Drugs and Medicines (excluding chemicals and narcotics)—continued						R	R	R	R	R
<i>Sarsaparilla and preparations thereof (III. C)—</i>										
United Kingdom	—	—	—	—	—	62,440	55,330	12,301	48,385	17,063
Egypt †	—	—	—	—	—	1,300	1,180	—
British West India Islands .	—	—	—	—	—	2,475
Other British Possessions .	—	—	—	—	—	190
TOTAL BRITISH EMPIRE	—	—	—	—	—	63,930	56,510	14,776	48,385	17,063
Belgium	—	—	—	—	—	3,591
France	—	—	—	—	—	14,170	610	55	..	770
United States of America—										
<i>Via Atlantic Coast</i>	—	—	—	—	—	22,220	14,620	..	3,442	624
<i>" Pacific " " "</i>	—	—	—	—	—	200
Other Foreign Countries .	—	—	—	—	—	40	278
TOTAL FOREIGN COUNTRIES	—	—	—	—	—	36,590	15,230	55	3,482	5,268
<i>Share of Bengal</i>	—	—	—	—	—	..	840	762
<i>" Bombay</i>	—	—	—	—	—	75,890	22,470	7,204	7,212	..
<i>" Sind</i>	—	—	—	—	—	20,950	38,070	6,241	41,360	15,887
<i>" Madras</i>	—	—	—	—	—	2,520	10,290	1,386	3,295	5,605
<i>" Burma</i>	—	—	—	—	—	1,160	70	72
TOTAL	—	—	—	—	—	1,00,520	71,740	14,831	51,867	22,326
<i>Storax, including liquid storax (rose melloe) (III. C)—</i>	Lbs.	Lbs.	Lbs.	Lbs.	Lbs.					
United Kingdom	17,642	8,925	..	20,000	2,966
Straits Settlements (including Labuan)	266	..	184	332	..	82
TOTAL BRITISH EMPIRE	..	17,642	266	..	9,109	..	20,000	332	..	3,048
France	25,544	59,387	30,564	35,836	72,317	24,630	56,840	20,880	15,774	27,497
Switzerland	8,414	10,080
Italy	12,278	12,300
Egypt †	—	—	—	—	4,484	—	—	—	—	2,000
TOTAL FOREIGN COUNTRIES	33,958	71,665	30,564	35,836	76,801	34,720	68,940	20,880	15,774	29,497
<i>Share of Bengal</i>	11,340	8,904	..	8,527	..	12,550	8,552	..	3,596
<i>" Bombay</i>	33,958	77,967	21,650	35,836	77,199	34,720	76,390	12,322	15,774	28,867
<i>" Madras</i>	266	..	184	332	..	82
TOTAL	33,958	89,307	30,830	35,836	85,910	34,720	88,940	21,212	15,774	32,545
<i>Other sorts of Drugs and Medicines (III. C)—</i>										
United Kingdom	—	—	—	—	—	45,40,020	65,07,690	42,81,137	48,17,251	50,73,749
Malta and Goso	—	—	—	—	—	22,292
Aden and Dependencies	—	—	—	—	—	4,180	9,820	3,795	2,590	9,703
Mesopotamia*	—	—	—	—	—	—	—	73,708	1,12,468	92,880
Ceylon	—	—	—	—	—	21,110	10,590	5,295	18,754	2,865
Straits Settlements (including Labuan)	—	—	—	—	—	3,07,660	2,05,460	3,14,614	3,89,706	3,59,708
Hongkong	—	—	—	—	—	2,14,370	1,69,120	2,10,910	2,53,269	1,98,542
Egypt †	—	—	—	—	—	1,090	17,350	37,529	4,838	—
Natal	—	—	—	—	—	7,720	220	957	309	781
Zanzibar and Pemba	—	—	—	—	—	54,600	11,000	28,732	1,406	269
Seychelles	—	—	—	—	—	4,351	3,398
Canada—										
<i>Via Atlantic Coast</i>	—	—	—	—	—	28
<i>" Pacific " " "</i>	—	—	—	—	—	14,330
South Australia (including Northern Territory)	—	—	—	—	—	5,140	10	150	..	566
Victoria	—	—	—	—	—	14,060	6,890	8,658	4,046	3,356
New South Wales	—	—	—	—	—	8,900	20,200	3,670	4,754	7,830
<i>Australian Commonwealth (Total)</i>	—	—	—	—	—	28,100	27,100	12,487	8,800	11,754
Other British Possessions .	—	—	—	—	—	170	80	936	1,093	1,031
TOTAL BRITISH EMPIRE	—	—	—	—	—	52,53,360	72,58,440	40,42,620	51,14,675	57,54,680

* Included in Turkey, Asiatic prior to 1921-22.
 † Shown as a Foreign Country from 1923-24.

No. 13—continued

ARTICLES, AND COUNTRIES OF CONSIGNMENT; ALSO SHARE OF EACH PROVINCE	QUANTITY					VALUE				
	1919-20	1920-21	1921-22	1922-23	1923-24	1919-20	1920-21	1921-22	1922-23	1923-24
Drugs and Medicines (excluding chemicals and narcotics)—continued						R	R	R	R	R
Other sorts of Drugs and Medicines (III. C)—continued										
Norway	—	—	—	—	—	..	1,680	4,746	2,044	1,904
Germany	—	—	—	—	—	2,880	4,56,960	4,33,067	6,24,552	8,61,576
Netherlands	—	—	—	—	—	3,210	39,700	40,846	1,26,355	41,190
Belgium	—	—	—	—	—	7,760	41,900	50,138	21,873	31,256
France	—	—	—	—	—	2,73,570	3,13,470	1,98,000	2,04,888	3,10,119
Spain	—	—	—	—	—	..	2,760	..	2	..
Switzerland	—	—	—	—	—	440	500	8,456	2,139	18,820
Italy	—	—	—	—	—	39,320	38,810	15,053	42,793	72,907
Austria	—	—	—	—	—	..	5,060	616
Hungary	—	—	—	—	—
Turkey, Asiatic	—	—	—	—	—
Red Sea	—	—	—	—	—
Persian Gulf	—	—	—	—	—	31,980	520	—	—	—
Maskat Territory and Trucial Oman	—	—	—	—	—	1,30,810	85,370	—	—	—
Other Native States in Arabia	—	—	—	—	—	2,100	1,040	1,297	2,122	2,950
Persia	—	—	—	—	—	400	50	5,011	1,226	586
Java	—	—	—	—	—	1,23,130	1,54,680	1,46,998	1,02,803	73,179
China (exclusive of Hongkong and Macao)	—	—	—	—	—	7,320	200	2,245	7	1,525
Japan	—	—	—	—	—	40,820	40,590	60,396	62,954	36,450
Egypt †	—	—	—	—	—	5,95,480	6,22,510	5,70,859	6,05,704	3,17,278
Portuguese East Africa	—	—	—	—	—
United States of America—Vid Atlantic Coast	—	—	—	—	—	3,58,430	48,250	53,700	400	14,980
" Pacific "	—	—	—	—	—	11,51,020	9,22,640	5,49,126	6,47,496	8,02,434
Other Foreign Countries	—	—	—	—	—	2,03,000	21,920	18,912	2,396	9,901
TOTAL FOREIGN COUNTRIES	—	—	—	—	—	540	1,810	841	495	64
Share of Bengal	—	—	—	—	—	29,72,210	27,96,020	21,57,807	24,50,144	26,04,470
" Bombay	—	—	—	—	—	28,74,300	41,46,500	24,40,121	24,67,045	28,35,357
" Sind	—	—	—	—	—	39,44,530	41,01,790	34,66,211	35,09,419	38,18,599
" Madras	—	—	—	—	—	2,16,330	4,81,220	2,60,621	3,89,670	3,57,384
" Burma	—	—	—	—	—	6,01,980	6,49,880	4,76,176	5,02,655	3,23,385
TOTAL	—	—	—	—	—	5,86,430	6,75,970	4,68,226	6,96,130	6,13,925
Total value of Drugs and Medicines—										
United Kingdom	—	—	—	—	—	76,70,490	1,08,21,210	72,43,367	75,94,988	82,69,604
Malta and Gozo	—	—	—	—	—	22,292
Aden and Dependencies	—	—	—	—	—	6,720	18,130	5,409	2,520	10,030
Mesopotamia*	—	—	—	—	—	88,055	1,14,724	92,880
Ceylon	—	—	—	—	—	51,430	15,540	26,120	57,028	53,107
Straits Settlements (including Labuan)	—	—	—	—	—	5,81,310	4,90,390	4,60,124	6,92,826	4,43,390
Hongkong	—	—	—	—	—	15,86,680	10,56,070	9,57,881	7,66,749	7,36,794
Egypt†	—	—	—	—	—	2,390	18,530	37,529	4,938	..
Natal	—	—	—	—	—	7,720	320	957	427	781
Zanzibar and Pemba	—	—	—	—	—	54,600	11,000	28,732	1,406	1,090
Seychelles	—	—	—	—	—	718	4,861	3,398
Canada—										
Vid Atlantic Coast	—	—	—	—	—	700	40	28
" Pacific "	—	—	—	—	—	15,100
British West India Islands	—	—	—	—	—	2,475
South Australia (including Northern Territory)	—	—	—	—	—	5,140	10	150	..	566
Victoria	—	—	—	—	—	14,060	10,560	8,658	4,046	4,193
New South Wales	—	—	—	—	—	12,280	20,220	4,699	4,754	7,848
Australian Commonwealth (Total)	—	—	—	—	—	31,480	30,750	13,506	8,800	12,607
Other British Possessions	—	—	—	—	—	480	20	775	1,003	1,031
TOTAL BRITISH EMPIRE	—	—	—	—	—	1,00,00,170	1,24,62,103	86,87,988	92,49,757	90,24,772

* Included in Turkey, Asiatic prior to 1921-22.

(a) Duty was collected on R1,00,52,970 in 1920-21, on R70,95,695 in 1921-22, on R75,50,172 in 1922-23 and on R83,93,877 in 1923-24.

† Shown as a Foreign Country from 1923-24.

ARTICLES, AND COUNTRIES OF CONSIGNMENT; ALSO SHARE OF EACH PROVINCE	QUANTITY					VALUE				
	1919-20	1920-21	1921-22	1922-23	1923-24	1919-20	1920-21	1921-22	1922-23	1923-24
Drugs and Medicines (excluding chemicals and narcotics)—concluded						R	R	R	R	R
<i>Total value of Drugs and Medicines—continued</i>										
Norway	—	—	—	—	—	2,110	4,610	4,746	2,054	2,067
Denmark	—	—	—	—	—	..	5,580
Germany	—	—	—	—	—	2,880	6,73,550	6,89,236	10,49,275	16,00,443
Netherlands	—	—	—	—	—	6,500	40,630	58,274	1,82,657	60,701
Belgium	—	—	—	—	—	16,840	1,05,650	1,03,217	56,968	1,04,242
France	—	—	—	—	—	5,20,200	5,80,250	4,13,884	4,10,982	4,95,703
Spain	—	—	—	—	—	..	2,760	..	2	36
Switzerland	—	—	—	—	—	13,450	2,170	9,126	3,081	14,932
Italy	—	—	—	—	—	92,630	86,570	59,601	67,129	93,688
Austria	—	—	—	—	—	..	5,280	756	..	16
Hungary	—	—	—	—	—
Turkey, Asiatic	—	—	—	—	—	31,980	520
Red Sea	—	—	—	—	—
Persian Gulf	—	—	—	—	—	1,02,150	85,390
Maskat Territory and Trucial Oman	—	—	—	—	—	2,640	1,100	1,938	4,784	9,130
Other Native States in Arabia	—	—	—	—	—	400	150	5,011	1,226	633
Pomia	—	—	—	—	—	4,31,400	5,77,100	5,64,324	6,18,495	3,27,986
Java	—	—	—	—	—	10,72,440	9,71,430	7,72,053	3,95,570	4,98,601
China (exclusive of Hongkong and Macao)	—	—	—	—	—	958,640	7,41,440	10,32,209	14,17,054	8,89,771
Japan	—	—	—	—	—	22,44,200	28,56,970	20,67,776	19,08,276	30,60,151
Egypt †	—	—	—	—	—	14,361
Portuguese East Africa	—	—	—	—	—	3,61,310	48,250	53,700	400	14,981
Italian East Africa (Somaliland and Eritrea)	—	—	—	—	—	2,704
United States of America— Via Atlantic Coast	—	—	—	—	—	20,58,560	18,25,460	10,93,526	12,27,825	12,08,553
“ Pacific “	—	—	—	—	—	2,31,560	49,550	19,413	12,086	10,319
Other Foreign Countries	—	—	—	—	—	540	1,310	447	935	76
TOTAL FOREIGN COUNTRIES	—	—	—	—	—	82,40,470	86,86,170	69,49,237	73,58,794	85,08,173
Share of Bengal	—	—	—	—	—	53,53,690	77,35,950	55,31,575	54,61,091	60,00,246
“ Bombay	—	—	—	—	—	96,32,370	96,16,780	76,63,114	79,90,107	81,07,776
“ Sind	—	—	—	—	—	5,57,230	9,63,540	3,30,205	6,52,441	7,52,045
“ Madras	—	—	—	—	—	12,57,120	16,02,530	14,44,855	14,96,520	23,25,984
“ Burma	—	—	—	—	—	9,49,150	12,04,970	8,27,466	16,08,392	9,46,394
TOTAL	—	—	—	—	—	1,32,46,340	2,11,28,370	1,58,37,225	1,66,08,551	1,81,32,945
Dyeing and Tanning substances— Barks for tanning (III. E) (a)—		Cwts.	Cwts.	Cwts.	Cwts.					
Ceylon	—	545	32	..	936	—	3,290	162	..	4,776
Straits Settlements (including Labuan)	—	80	15	4,202	340	—	520	274	12,559	1,151
Natal	—	41,934	23,603	9,440	11,635	—	38,070	1,85,870	86,897	85,018
Other British Possessions	—	30	—	590
TOTAL BRITISH EMPIRE	—	42,589	23,650	13,642	12,970	—	42,470	1,86,306	99,456	91,845
France	—	352	..	—	49,457	..
Portuguese East Africa	—	..	550	—	..	1,980
United States of America— Via Atlantic Coast	—	..	11	—	..	1,104
TOTAL FOREIGN COUNTRIES	—	..	561	352	..	—	..	3,084	49,457	..
Share of Bengal	—	41,074	—	31,550
“ Bombay	—	..	24,153	5,317	..	—	..	1,87,850	1,04,104	..
“ Madras	—	1,515	58	3,975	12,641	—	10,920	1,540	32,250	90,856
“ Burma	—	4,202	329	—	12,559	989
TOTAL	—	42,589	24,211	13,994	12,970	—	42,470	1,89,390	1,48,913	91,845
Cochineal (III. E)—		Cwts.	Cwts.	Cwts.	Cwts.					
United Kingdom	—	333	1,154	236	270	43,470	2,35,990	33,760	38,702	1,497
Other British Possessions	—	..	5	960	17
TOTAL BRITISH EMPIRE	—	333	1,159	236	270	43,470	2,36,950	33,777	38,702	1,497
France	—	1,522	1,557	172	935	2,08,920	2,40,480	24,733	1,31,567	3,56,263
Spain	—	500	864	314	314	84,070	1,60,820	44,900	46,039	31,605
Italy	—	..	63	5,470
Canary Islands	—	25	31	4,610	7,700
Other Foreign Countries	—	..	2	..	1	..	350	..	165	..
TOTAL FOREIGN COUNTRIES	—	2,047	2,517	486	1,250	2,97,600	4,14,620	69,633	1,77,771	3,87,868

(a) Separately recorded from 1920-21.
† Shown as a Foreign Country from 1923-24.

No. 13—continued

ARTICLES, AND COUNTRIES OF CONSIGNMENT; ALSO SHARE OF EACH PROVINCE	QUANTITY					VALUE				
	1919-20	1920-21	1921-22	1922-23	1923-24	1919-20	1920-21	1921-22	1922-23	1923-24
Dyeing and Tanning Substances—continued						R	R	R	R	R
<i>Cochineal (III. E)—continued</i>	Cwts.	Cwts.	Cwts.	Cwts.	Cwts.					
Share of Bengal	19	42	44	2	1	2,910	7,540	1,069	356	1,182
„ Bombay	2,293	3,622	718	1,609	2,841	3,28,360	6,39,900	1,02,341	2,15,216	3,63,103
„ Sind	68	12	..	9	..	9,360	3,650	..	992	..
„ Burma	180	80
TOTAL	2,380	3,676	722	1,520	2,842	3,41,070	6,51,270	1,03,410	2,16,473	3,89,365
<i>Cutch and Gambier (III. E)</i>	Cwts.	Cwts.	Cwts.	Cwts.	Cwts.					
Aden and Dependencies	100	64	122	2,560	1,612	3,313
Ceylon	44	124	229	17	123	1,610	3,700	3,598	473	2,396
Straits Settlements (including Labuan)	35,196	30,421	40,229	33,015	39,926	12,49,110	9,95,210	11,00,618	9,22,324	10,89,004
Other British Possessions	..	54	63	..	680	883
TOTAL BRITISH EMPIRE	35,240	30,599	40,558	33,096	40,228	12,50,720	9,90,590	11,00,776	9,24,406	10,90,256
China (exclusive of Hongkong and Macao)	202	5,656
Japan	810	8,677	..
Other Foreign Countries	14	6	18	460	..	20	175	613
TOTAL FOREIGN COUNTRIES	14	..	202	316	18	460	..	5,676	8,852	613
Share of Bengal	30,926	28,064	37,174	31,112	36,957	10,97,310	9,06,780	9,96,677	8,34,347	9,55,320
„ Bombay	1,022	743	1,026	759	604	34,920	26,710	30,464	22,343	21,032
„ Sind	..	9	21	..	11	..	380	658	..	229
„ Madras	2,068	716	946	667	676	68,350	19,750	31,428	24,201	23,634
„ Burma	1,238	1,078	1,594	1,774	1,999	60,620	46,970	53,195	62,365	63,454
TOTAL	35,254	30,599	40,780	34,312	40,246	12,61,180	9,90,500	11,13,462(a)	9,33,261	10,96,809(a)
<i>Dyes obtained from Coal Tar—</i>										
<i>Alizarine (III. F)</i>	Lbs.	Lbs.	Lbs.	Lbs.	Lbs.					
United Kingdom	1,932,372	825,964	1,862,589	877,845	2,431,447	21,18,520	12,28,180	28,04,737	8,23,244	19,84,865
Ceylon	2,576	5,754
TOTAL BRITISH EMPIRE	1,932,372	825,964	1,865,165	877,845	2,431,447	21,18,520	12,28,180	28,10,491	8,23,244	19,84,865
Denmark	6,720	10,080	..
Germany	89,600	2,061,993	2,861,467	3,127,072	2,607,221	75,160	40,83,660	84,35,761	24,26,509	21,51,470
Netherlands	..	572,662	427,779	679,694	509,122	..	12,19,200	7,27,697	6,14,221	4,73,461
Belgium	..	262,106	252,031	470,058	93,552	..	5,07,630	3,01,409	3,45,448	74,430
France	..	4,442	11,202	..	13,700	..	9,900	24,752	..	11,830
Switzerland	..	20,908	57,452	41,820	62,465
Italy	..	5,952	184,158	15,120	11,122	..	10,700	2,01,600	12,856	8,175
Austria	..	74,174	1,02,010
Hungary
Czechoslovakia	42,736	84,124	38,700	35,204	73,080	38,000
Japan	335	252
United States of America— Via Atlantic Coast	5,608	54,469	21,093	25,023	13,609	19,780	1,20,580	68,825	19,031	4,803
TOTAL FOREIGN COUNTRIES	95,208	3,050,766	3,857,913	4,407,816	3,377,421	88,880	60,95,560	48,47,713	35,01,285	27,67,421
Share of Bengal	4,618	34,791	49,736	146,024	165,107	5,580	99,150	64,631	1,09,546	1,11,321
„ Bombay	1,260,980	2,946,363	3,897,336	3,478,640	4,128,752	12,97,390	64,81,330	47,86,497	26,38,001	32,39,263
„ Sind	162,901	260,968	212,402	1,78,092	2,17,479	1,73,871
„ Madras	761,979	387,980	1,612,627	1,400,029	1,302,307	9,04,310	17,06,966	24,28,984	13,59,103	12,27,631
„ Burma	3	13,596	20	36,240
TOTAL	2,027,580	3,882,730	5,723,078	5,285,661	5,808,868	22,07,400	73,23,650	74,58,204	43,24,520	47,52,286
<i>Aniline (III. E)</i>	Lbs.	Lbs.	Lbs.	Lbs.	Lbs.					
United Kingdom	1,619,695	2,632,967	1,098,965	442,018	297,440	32,27,960	81,61,360	52,10,982	11,77,209	7,34,198
Aden and Dependencies	100	924	230	3,425
Ceylon	437	1,500
Straits Settlements (including Labuan)	1,751	5	122	2,620	28	607
Egypt*	..	9,460	8,960	15,500	5,922
Other British Possessions	100	80	8	100	132	600	400	24	450	985
TOTAL BRITISH EMPIRE	1,619,795	2,642,407	1,104,579	443,121	299,061	32,23,560	81,77,560	52,19,528	11,77,907	7,44,715

(a) Duty was collected on 111,12,324 in 1921-22 and on 110,96,809 in 1923-24.
* Shown as a Foreign Country from 1923-24.

ARTICLES, AND COUNTRIES OF CONSIGNMENT; ALSO SHARE OF EACH PROVINCE	QUANTITY					VALUE				
	1919-20	1920-21	1921-22	1922-23	1923-24	1919-20	1920-21	1921-23	1922-23	1923-24
Dyeing and Tanning substances—continued						R	R	R	R	R
<i>Dyes obtained from Coal Tar—continued</i>										
Aniline (III. E)—continued	Lbs.	Lbs.	Lbs.	Lbs.	Lbs.					
Norway	630	2,840	..
Denmark	600	2,500	..
Germany	880	1,591,108	2,988,691	6,726,410	8,531,350	4,970	76,18,040	1,08,90,546	1,58,41,905	1,58,36,143
Netherlands	43,360	86,341	243,955	665,087	..	3,18,900	4,08,085	7,70,584	13,70,163
Belgium	40,977	129,553	120,133	532,897	173,677	1,51,690	8,21,660	4,10,803	11,90,197	3,90,172
France	1,914	14,773	3,896	4,317	6,443	10,420	81,510	11,612	9,709	10,284
Switzerland	516,078	296,855	639,325	63,259	250,420	27,53,600	14,64,280	21,38,598	1,51,356	6,63,335
Italy	120	53,692	133,666	21,468	22,112	260	3,17,490	4,99,599	93,767	65,692
Austria	200	220	..	1,000	777
Hungary
Czechoslovakia	7,362	5,594	5,264	3,983	..
Turkey, Asiatic
Persian Gulf	721	829	4,960	920
China (exclusive of Hong-kong and Macao).	7,581	9,180	16,591	33,512
Japan	5,409	6,726	12,681	9,419	32,448	30,390	48,780	77,017	39,495	54,957
United States of America—										
Via Atlantic Coast	1,011,621	1,955,933	723,173	691,205	819,420	54,47,920	74,30,350	25,90,632	9,23,523	10,87,958
" Pacific "	519	2,749	..	1,073	..	2,700	25,580	..	2,715	..
Other Foreign Countries	37	202	500	260	550	1,022	..
TOTAL FOREIGN COUNTRIES	2,478,176	4,095,815	4,765,470	8,298,808	10,510,346	84,07,090	1,81,32,770	1,65,28,006	1,90,49,187	1,95,14,998
<i>Share of Bengal</i>	<i>112,216</i>	<i>355,984</i>	<i>144,990</i>	<i>204,286</i>	<i>447,494</i>	<i>4,07,970</i>	<i>22,04,580</i>	<i>6,67,920</i>	<i>6,67,345</i>	<i>9,85,593</i>
" Bombay	3,814,085	6,055,860	5,519,267	7,915,470	9,430,727	1,06,32,130	2,32,95,460	2,01,38,088	1,73,75,050	1,71,18,730
" Sind	18,463	19,064	25,848	263,364	432,226	62,640	87,010	1,01,521	6,85,486	8,18,603
" Madras	98,619	139,646	97,982	324,511	424,540	2,50,490	7,46,780	4,03,652	3,31,253	11,24,052
" Burma	54,588	167,668	81,959	94,298	74,418	2,82,420	9,76,870	4,36,353	3,63,051	2,08,675
TOTAL	4,097,970	6,738,222	5,870,049	8,741,929	10,809,407	1,16,35,650(a)	2,63,10,330(a)	2,17,47,534	2,02,27,184	2,02,55,713(a)
Others (III. E)—	Lbs.	Lbs.	Lbs.	Lbs.	Lbs.					
United Kingdom	8,249	3,956	4,719	2,544	..	13,160	8,440	7,836	3,087
Other British Possessions	46	111	320	248	..
TOTAL BRITISH EMPIRE	..	8,249	4,002	4,830	2,544	..	13,160	8,760	8,084	3,087
Germany	4,955	68,536	50,728	5,983	1,03,187	83,488
Netherlands	924	40	5,305	12,040	722	2,595	..
Belgium	80	500	..	1,360	500
Czechoslovakia	4,476	2,812	..
Borneo (Dutch)	150	2,230
United States of America—										
Via Atlantic Coast	12,409	9,085	3,370	4,635	16,808	6,187
Other Foreign Countries	82	100	..	130	125
TOTAL FOREIGN COUNTRIES	..	1,086	17,404	87,402	54,848	..	13,580	11,340	1,25,487	92,530
<i>Share of Bengal</i>	<i>..</i>	<i>..</i>	<i>6</i>	<i>68,988</i>	<i>43,492</i>	<i>..</i>	<i>..</i>	<i>772</i>	<i>1,15,108</i>	<i>72,502</i>
" Sind	32	..	26	130	70	75	..
" Madras	3,253	15,373	8,915	30	..	13,890	3,992	6,771	331
" Burma	6,000	5,188	14,303	8,846	..	10,860	10,265	11,617	22,784
TOTAL	..	9,335	21,406	92,232	57,392	..	26,680	20,100	1,33,571	95,617(b)
Total Dyes obtained from Coal Tar—	Lbs.	Lbs.	Lbs.	Lbs.	Lbs.					
United Kingdom	3,552,067	3,467,080	2,960,410	1,325,480	2,731,437	53,46,480	94,02,690	78,24,139	20,08,349	27,22,150
Aden and Dependencies	100	924	250	3,425
Ceylon	2,576	..	437	5,754	30	1,500
Straits Settlements (including Labuan)	1,767	116	122	2,940	256	607
Egypt	9,460	8,980	15,800	5,922
Other British Possessions	100	80	3	100	132	600	400	24	450	985
TOTAL BRITISH EMPIRE	3,552,167	3,476,620	2,973,746	1,325,796	2,733,052	53,47,080	94,18,890	78,38,779	20,09,325	27,28,667

(a) Duty was collected on R1,16,25,990 in 1919-20, on R2,63,01,380 in 1920-21 and on R2,02,55,425 in 1923-24.
 (b) Duty was collected on R93,129 in 1923-24.
 † Shown as a Foreign Country from 1923-24.

No. 13—continued

ARTICLES, AND COUNTRIES OF CONSIGNMENT; ALSO SHARE OF EACH PROVINCE	QUANTITY					VALUE				
	1919-20	1920-21	1921-22	1922-23	1923-24	1919-20	1920-21	1921-22	1922-23	1923-24
Dyeing and Tanning sub- stances—continued						R	R	R	R	R
<i>Total Dyes obtained from Coal Tar—continued</i>	Lbs.	Lbs.	Lbs.	Lbs.	Lbs.					
Norway	630	2,840	..
Denmark	7,220	12,580	..
Germany	90,430	3,653,101	5,858,113	9,922,018	11,189,299	80,070	1,116,96,700	1,388,32,290	1,83,71,661	1,80,71,101
Netherlands	610,946	514,160	928,954	1,264,180	..	15,50,140	11,81,504	13,87,400	18,48,029
Belgium	40,977	391,789	372,164	1,002,955	207,729	1,51,690	13,30,650	7,12,212	16,35,645	4,65,102
France	1,914	10,230	15,098	4,317	20,143	10,420	91,470	36,364	9,709	22,114
Switzerland	516,073	317,763	696,777	53,259	250,520	27,58,690	15,06,100	22,01,063	1,51,355	6,03,460
Italy	120	59,644	367,319	36,588	33,234	260	3,28,190	7,01,499	1,06,623	73,807
Austria	220	777
Hungary	74,374	1,03,010
Czechoslovakia	50,098	94,194	38,700	40,468	70,875	38,000
Turkey, Asiatic
Persian Gulf	721	829	4,960	920
Borneo (Dutch)	150	2,230
China (exclusive of Hong- kong and Macao)	7,581	9,180	15,591	35,512
Japan	5,400	6,726	12,681	9,419	32,783	30,300	48,780	77,017	39,495	55,209
United States of America— Via Atlantic Coast	1,917,229	2,010,402	756,675	725,318	830,408	54,61,700	75,50,930	26,54,092	9,59,447	10,98,948
" Pacific "	519	2,749	..	1,073	..	2,790	25,580	..	2,715	..
Other Foreign Countries	104	202	500	330	550	1,022	..
TOTAL FOREIGN COUNTRIES	2,573,363	7,153,667	8,640,787	12,704,026	13,942,615	84,95,970	2,42,41,800	2,13,87,059	2,26,75,959	2,23,74,949
<i>Share of Bengal</i>	<i>116,633</i>	<i>390,776</i>	<i>1,94,736</i>	<i>419,298</i>	<i>661,397</i>	<i>4,13,550</i>	<i>33,03,750</i>	<i>7,33,323</i>	<i>7,92,699</i>	<i>11,69,416</i>
" Bombay	5,076,066	9,002,223	9,417,081	11,394,110	13,559,479	1,19,29,320	2,77,76,760	2,49,24,565	2,66,13,051	2,93,68,053
" Sind	18,463	19,146	188,747	464,358	644,630	62,640	87,140	2,79,683	8,03,039	9,92,474
" Madras	860,698	1,030,879	1,726,822	1,733,455	1,726,897	11,54,900	24,69,370	28,41,629	21,97,427	23,62,214
" Burma	64,591	187,264	38,147	108,601	83,264	2,32,440	10,23,470	4,46,818	3,79,668	2,31,459
TOTAL	6,125,550	10,630,287	11,614,533	14,119,822	16,075,667	1,38,43,050	3,36,60,690	2,92,25,839	2,46,85,284	2,51,03,616
Aligo, synthetic (III. E)—	Cwts.	Cwts.	Cwts.	Cwts.	Cwts.					
United Kingdom	20	1,009	2	3,020	2,88,310	754
Aden and Dependencies	35	9,700
Egypt*	214	5	10,000	2,212
Other British Possessions	2	320	7
TOTAL BRITISH EMPIRE	20	1,225	7	..	35	3,020	3,05,630	2,966	..	9,707
Germany	594	1,007	1,107	828	..	3,37,860	4,61,256	4,16,826	2,85,610
Netherlands	18	120	142	8,177	43,898	55,083
Belgium	45	50	16,852	12,600
Switzerland	81	..	9	13	..	13,430	..	5,790	4,085	..
China (exclusive of Hong- kong and Macao)	13	8,150
Egypt*	3	930
United States of America— Via Atlantic Coast	28	60	1	..	173	7,230	20,880	300	..	18,478
TOTAL FOREIGN COUNTRIES	107	667	1,035	1,285	1,196	20,600	3,66,390	4,76,523	4,82,261	3,72,701
<i>Share of Bengal</i>	<i>..</i>	<i>13</i>	<i>..</i>	<i>..</i>	<i>..</i>	<i>..</i>	<i>8,150</i>	<i>..</i>	<i>..</i>	<i>..</i>
" Bombay	127	1,313	1,040	1,285	1,214	23,630	6,61,130	4,77,575	4,82,261	3,76,361
" Sind	5	1	1,040	614
" Madras	567	1	..	17	..	1,07,700	300	..	6,100
" Burma	7
TOTAL	127	1,892	1,042	1,285	1,231	23,630	6,72,010(a)	4,78,489(a)	4,82,261	3,82,468

(a) Duty was collected on Rs.53,020 in 1920-21 and on Rs.4,76,277 in 1921-22.
*Shown as a Foreign Country from 1923-24.

ARTICLES, AND COUNTRIES OF CONSIGNMENT; ALSO SHARE OF EACH PROVINCE	QUANTITY					VALUE				
	1919-20	1920-21	1921-22	1922-23	1923-24	1919-20	1920-21	1921-22	1922-23	1923-24
						R	R	R	R	R
Dyeing and Tanning sub- stances—continued										
Myrobolan extracts (III. E) (a)—	Cwts.	Cwts.	Cwts.	Cwts.	Cwts.					
United Kingdom	40	40	124	—	..	600	655	1,59
United States of America— Via Atlantic coast	—	3	—	2
Share of Bengal	—	3	—	2
„ Bombay	—	..	40	49	124	—	..	600	655	1,59
TOTAL	—	..	40	49	127	—	..	600	655	1,61
Saffron (III. E)—	Lbs.	Lbs.	Lbs.	Lbs.	Lbs.					
United Kingdom	110	648	158	334	..	4,520	3,170	12,451	23,801
Gibraltar	12,188	21,041	4,694	9,209	4,486	3,53,910	5,51,280	1,36,282	4,08,029	1,77,021
Other British Possessions	6	28	..	10	54
TOTAL BRITISH EMPIRE	12,188	21,156	5,332	9,367	4,848	3,53,910	5,55,810	1,39,452	4,20,480	2,00,891
France	9,774	7,215	18,687	22,453	31,040	2,58,400	1,18,780	3,52,229	6,15,866	700,506
Spain	75,897	21,356	16,174	8,806	17,802	18,99,730	2,53,030	2,73,008	1,86,679	3,08,137
Maskat Territory and Trucial Oman	32	..	15	1,040	..	35	..
Persia	47	10	40	1,660	500	1,000
Other Foreign Countries	1	40
TOTAL FOREIGN COUNTRIES	86,658	28,624	34,901	31,274	68,902	21,59,790	3,78,390	6,26,837	8,02,580	10,77, 70
Share of Bombay	97,846	49,755	40,193	40,621	73,712	25,13,700	9,32,610	7,64,939	12,21,560	12,78,510
„ Sind	11	40	540	1,000
„ Madras	20	1,200	..
„ Burma	24	38	..	50	84
TOTAL	97,846	49,790	40,233	40,641	73,750	25,13,700	9,29,200	7,66,289	12,23,060	12,78,594
Other sorts (including Iro- dye) (III. E)—	Cwts.	Cwts.	Cwts.	Cwts.	Cwts.					
United Kingdom	1,119	590	407	487	2,706	1,25,110	58,140	23,761	44,546	89,360
Cyprus	19	3,719	..
Aden and Dependencies	154	..	1,452	..	117	880	..	65,178	0	3,372
Mesopotamia*	—	—	1,350	2,279	1,308	—	—	58,638	84,498	42,278
Ceylon	16,570	1,031	641	101	501	1,28,850	8,230	3,586	689	13,014
Straits Settlements (including Labuan)	34	32	76	193	3,308	1,210	470	830	3,054	96,918
Hongkong	1	89	6,016	10	1,066	1,91,319
Natal	57,738	21,047	385	3,48,000	1,72,490	2,076
Victoria	9	1	70	10	100
New South Wales	8	34	7,550	2,340	20	..
Australian Commonwealth (Total)	9	9	34	70	7,550	2,440	20	..
Other British Possessions	9	22	18	90	210	144
TOTAL BRITISH EMPIRE	76,634	28,331	3,960	8,168	14,359	6,00,070	2,47,100	1,54,428	1,37,598	4,39,081
Germany	60	156	79	5,948	9,549	5,573
Netherlands	20	40	1	1,076	6,925	50
Belgium	20	1	1,255	170
France	16	4	..	2,020	1,289	..
Czechoslovakia	—	—	..	80	..	—	—	..	5,740	..
Turkey, Asiatic	—	—	—
Persian Gulf	3,110	2,108	—	—	—	2,48,040	1,02,340	—	—	—
Persia	100	378	21	343	7	4,770	11,840	737	6,834	202
Java	40	4,526	..
China (exclusive of Hongkong and Macao)	16,749	5,30,724
Japan	31	1	..	4,010	19	..
Madagascar	1,791	6,660

* Included in Turkey, Asiatic prior to 1921-22.
(a) Separately recorded from 1920-21.

No. 18—continued

ARTICLES, AND COUNTRIES OF CONSIGNMENT; ALSO SHARE OF EACH PROVINCE	QUANTITY					VALUE				
	1919-20	1920-21	1921-22	1922-23	1923-24	1919-20	1920-21	1921-22	1922-23	1923-24
Dyeing and Tanning sub- stances—continued						R	R	R	R	R
<i>Other sorts (including lao- dye) (III. E)—continued</i>	Cwts.	Cwts.	Cwts.	Cwts.	Cwts.					
United States of America—										
<i>Via Atlantic Coast</i>	977	727	264	698	1,087	49,050	69,500	12,314	28,304	32,280
Other Foreign Countries	56	27	10	..	74	630	200	61	1	985
TOTAL FOREIGN COUNTRIES	6,081	3,240	375	1,382	17,998	3,16,680	1,83,880	20,735	62,453	5,69,940
<i>Share of Bengal</i>	4,886	318	97	358	27,876	1,16,040	71,420	6,827	39,480	8,77,092
<i>Bombay</i>	20,657	24,417	3,773	2,667	3,347	4,39,940	2,99,010	1,39,177	97,119	95,929
<i>Sind</i>	38	6	10	20	2	1,046	330	131	1,171	333
<i>Madras</i>	56,096	1,732	398	1,264	1,093	3,59,090	56,669	26,381	67,318	32,615
<i>Burma</i>	21	50	52	41	39	640	3,560	3,147	3,462	3,052
TOTAL	81,716	26,571	4,385	4,550	32,357	9,16,760(a)	4,30,980(a)	1,75,163(a)	2,00,050(a)	10,09,021
Total value of Dyeing and Tanning substances—										
United Kingdom	—	—	—	—	—	55,18,080	99,88,560	78,86,184	21,04,708	28,39,061
Gibraltar	—	—	—	—	—	3,58,910	5,51,280	1,39,282	4,08,029	1,77,029
Cyprus	—	—	—	—	—	3,719	..
Aden and Dependencies	—	—	—	—	—	830	..	67,783	1,868	19,870
Mesopotamia*	—	—	—	—	—	—	—	58,638	84,498	43,492
Ceylon	—	—	—	—	—	1,30,460	15,220	13,100	1,182	21,686
Straits Settlements (includ- ing Labuan)	—	—	—	—	—	12,50,320	9,96,520	11,04,662	9,36,193	11,88,403
Hongkong	—	—	—	—	—	10	1,066	1,91,319
Egypt†	—	—	—	—	—	..	35,760	8,134
Natal	—	—	—	—	—	8,43,900	2,10,560	1,85,870	86,897	88,594
Victoria	—	—	—	—	—	70	20	100
New South Wales	—	—	—	—	—	..	17,550	2,340	20	..
Australian Commonwealth (Total)	—	—	—	—	—	70	7,570	2,440	20	..
Other British possessions	—	—	—	—	—	690	670	41	450	144
TOTAL BRITISH EMPIRE	—	—	—	—	—	75,98,270	1,18,06,140	94,63,084	36,30,625	45,69,598
Norway	—	—	—	—	—	2,840	..
Denmark	—	—	—	—	—	12,580	..
Germany	—	—	—	—	—	80,070	1,20,34,060	1,42,99,494	1,87,98,036	1,83,62,284
Netherlands	—	—	—	—	—	..	15,50,140	11,41,356	14,36,223	19,03,762
Belgium	—	—	—	—	—	1,51,690	13,30,650	7,12,212	15,53,752	4,77,872
France	—	—	—	—	—	4,70,760	4,50,730	4,13,826	8,07,898	11,47,943
Spain	—	—	—	—	—	19,88,800	4,13,650	3,17,908	2,32,718	3,40,186
Switzerland	—	—	—	—	—	27,67,120	15,06,100	22,06,853	1,56,041	6,63,460
Italy	—	—	—	—	—	260	3,33,600	7,01,499	1,06,623	73,867
Austria	—	—	—	—	—	..	1,03,010	777
Hungary	—	—	—	—	—
Czechoslovakia	—	—	—	—	—	40,468	85,615	38,000
Turkey, Asiatic	—	—	—	—	—
<i>Persian Gulf</i>	—	—	—	—	—	2,53,800	1,00,300
Maskat Territory and Trucial Oman	—	—	—	—	—	400	1,100	61	36	470
Persia	—	—	—	—	—	6,430	12,340	2,337	6,834	202
Java	—	—	—	—	—	460	4,701	613
Borneo (Dutch)	—	—	—	—	—	2,230
China (exclusive of Hongkong and Macão)	—	—	—	—	—	..	8,150	6,206	15,591	6,66,236
Japan	—	—	—	—	—	34,400	48,760	77,017	48,191	55,209
Egypt †	—	—	—	—	—
Canary Islands	—	—	—	—	—	4,610	7,700
Portuguese East Africa	—	—	—	—	—	..	80	1,980
Madagascar	—	—	—	—	—	6,880
United States of America—										
<i>Via Atlantic Coast</i>	—	—	—	—	—	55,18,880	76,50,660	26,67,810	9,85,916	11,49,732
<i>Pacific</i>	—	—	—	—	—	2,790	25,580	..	2,715	..
Other Foreign Countries	—	—	—	—	—	230	370	20	1,022	..
TOTAL FOREIGN COUNTRIES	—	—	—	—	—	1,12,91,160	2,55,80,080	2,25,83,547	2,42,59,332	2,47,83,794

*Included in Turkey, Asiatic, prior to 1921-22.

(a) Duty was collected on R9,04,750 in 1919-20, on R4,29,560 in 1920-21 and on R1,94,632 in 1922-23.

† Shown as a Foreign Country from 1923-24.

ARTICLES, AND COUNTRIES OF CONSIGNMENT; ALSO SHARE OF EACH PROVINCE	QUANTITY					VALUE				
	1919-20	1920-21	1921-22	1922-23	1923-24	1919-20	1920-21	1921-22	1922-23	1923-24
Dyeing and Tanning substances—concluded						R	R	R	R	R
<i>Total value of Dyeing and Tanning substances—continued</i>										
Share of Bengal	—	—	—	—	—	16,29,890	33,29,170	17,36,896	16,57,861	30,86,21
„ Bombay	—	—	—	—	—	1,52,70,560	3,02,32,140	2,66,27,281	2,26,56,614	2,25,19,51
„ Sind	—	—	—	—	—	73,040	93,080	2,82,716	8,05,112	9,93,01
„ Madras	—	—	—	—	—	15,72,340	26,58,400	29,01,778	23,22,896	25,05,41
„ Burma	—	—	—	—	—	3,43,600	10,73,430	5,02,900	4,48,054	2,99,15
TOTAL	—	—	—	—	—	1,88,80,490	3,78,86,220	3,20,51,621	2,78,89,957	2,93,53,31
Earthenware and Porcelain—										
<i>Earthenware—</i>										
Pipes of earthenware (III. H)—										
United Kingdom	1,413	8,050	21,183	21,969	22,900	8,370	73,980	1,72,321	2,64,151	2,16,21
Ceylon	30	31
TOTAL BRITISH EMPIRE	1,413	8,050	21,183	21,969	22,900	8,370	73,980	1,72,321	2,64,151	2,16,61
Belgium	1,835	13,41
United States of America—										
<i>Via Atlantic Coast</i>	5,568	83,61
Other Foreign Countries	33	142	343	71
TOTAL FOREIGN COUNTRIES	33	7,545	343	97,71
Share of Bengal	12	100	715	2,667	1
„ Bombay	487	574	5,567	12,722	12,830	2,180	6,660	32,079	1,40,153	1,29,21
„ Sind	824	3,728	21	116	2,745	5,040	39,940	2,909	1,492	20,71
„ Madras	102	3,748	14,797	8,584	14,589	1,150	27,380	79,329	1,14,595	1,61,51
„ Burma	780	480	371	7,289	5,367	2,71
TOTAL	1,413	8,050	21,183	22,002	30,535	8,370	73,980	1,72,321	2,64,404	3,14,31
Sanitary ware (III. H) (a)—										
United Kingdom	—	—	—	—	—	—	—	—	—	4,55,61
Other British Possessions	—	—	—	—	—	—	—	—	—	1
TOTAL BRITISH EMPIRE	—	—	—	—	—	—	—	—	—	4,55,61
Germany	—	—	—	—	—	—	—	—	—	12,91
United States of America—										
<i>Via Atlantic Coast</i>	—	—	—	—	—	—	—	—	—	3,01
Other Foreign Countries	—	—	—	—	—	—	—	—	—	51
TOTAL FOREIGN COUNTRIES	—	—	—	—	—	—	—	—	—	16,51
Share of Bengal	—	—	—	—	—	—	—	—	—	65,81
„ Bombay	—	—	—	—	—	—	—	—	—	2,99,61
„ Sind	—	—	—	—	—	—	—	—	—	33,61
„ Madras	—	—	—	—	—	—	—	—	—	25,01
„ Burma	—	—	—	—	—	—	—	—	—	48,01
TOTAL	—	—	—	—	—	—	—	—	—	4,72,11
Other kinds (III. H) (a)—										
United Kingdom	—	—	—	—	—	—	—	—	—	21,90,91
Ceylon	—	—	—	—	—	—	—	—	—	15,41
Straits Settlements (including Labuan)	—	—	—	—	—	—	—	—	—	1,16,11
Hongkong	—	—	—	—	—	—	—	—	—	1,30,61
Western Australia	—	—	—	—	—	—	—	—	—	1
Victoria	—	—	—	—	—	—	—	—	—	11
New South Wales	—	—	—	—	—	—	—	—	—	1,01
<i>Australian Commonwealth (Total)</i>	—	—	—	—	—	—	—	—	—	2,9
Other British Possessions	—	—	—	—	—	—	—	—	—	81
TOTAL BRITISH EMPIRE	—	—	—	—	—	—	—	—	—	24,54,36

(1) Separately recorded from 1923-24.

No. 13—continued

ARTICLES, AND COUNTRIES OF CONSIGNMENT; ALSO SHARE OF EACH PROVINCE	QUANTITY					VALUE				
	1919-20	1920-21	1921-22	1922-23	1923-24	1919-20	1920-21	1921-22	1922-23	1923-24
Earthenware and Porcelain—continued.						R	R	R	R	R
<i>Earthenware—continued.</i>										
Other kinds (III H) (a)—contd.										
Germany	—	—	—	—	—	—	—	—	—	6,50,853
Netherlands	—	—	—	—	—	—	—	—	—	1,14,429
Belgium	—	—	—	—	—	—	—	—	—	1,68,700
France	—	—	—	—	—	—	—	—	—	8,513
Italy	—	—	—	—	—	—	—	—	—	64,884
Austria	—	—	—	—	—	—	—	—	—	10,914
Hungary	—	—	—	—	—	—	—	—	—	718
Czechoslovakia	—	—	—	—	—	—	—	—	—	2,587
China (exclusive of Hongkong and Macao)	—	—	—	—	—	—	—	—	—	1,82,650
Japan	—	—	—	—	—	—	—	—	—	8,47,984
United States of America— Vid Atlantic Coast	—	—	—	—	—	—	—	—	—	10,304
Other Foreign Countries	—	—	—	—	—	—	—	—	—	1,714
TOTAL FOREIGN COUNTRIES										17,52,130
<i>Share of Bengal</i>										8,51,865
„ <i>Bombay</i>										14,91,634
„ <i>Sind</i>										85,954
„ <i>Madras</i>										3,88,640
„ <i>Burma</i>										13,88,496
TOTAL										42,06,609(c)
<i>Value of Earthenware</i>										
United Kingdom	—	—	—	—	—	24,73,770	55,80,700	41,95,324	39,08,355	28,02,779
Mesopotamia*	—	—	—	—	—	—	—	1,148	589	746
Ceylon	—	—	—	—	—	21,600	22,860	16,772	12,585	15,839
Strait Settlements (including Labuan)	—	—	—	—	—	96,080	1,70,160	1,45,408	1,55,768	1,15,220
Hongkong	—	—	—	—	—	1,77,150	1,86,000	1,50,187	2,15,122	1,30,668
Kenya Colony	—	—	—	—	—	30	80	1,480	60	..
Western Australia South Australia (including Northern Territory)	—	—	—	—	—	83
Victoria	—	—	—	—	—	10	490	..	125	130
New South Wales <i>Australian Commonwealth</i> (Total)	—	—	—	—	—	150	550	15	1,010	1,038
Other British Possessions	—	—	—	—	—	1,510	1,180	1,593	776	1,301
TOTAL BRITISH EMPIRE						27,70,340	59,61,970	45,13,070	42,94,328	31,26,578
Germany	—	—	—	—	—	..	1,13,820	1,91,909	8,05,595	8,64,551
Netherlands	—	—	—	—	—	2,56,370	3,36,130	2,68,286	1,11,367	1,14,429
Belgium	—	—	—	—	—	6,480	2,62,950	1,40,554	1,44,859	1,70,258
France	—	—	—	—	—	8,700	35,760	23,298	23,880	8,513
Spain	—	—	—	—	—	1,716	..
Switzerland	—	—	—	—	—	50	..	767	2,091	25
Italy	—	—	—	—	—	100	6,980	15,440	12,988	65,338
Austria	—	—	—	—	—	8,181	4,698	10,914
Hungary	—	—	—	—	—	960	5,240	718
Czechoslovakia	—	—	—	—	—	247	1,294	2,587
Turkey, Asiatic	—	—	—	—	—
Levant and Black Sea	—	—	—	—	—	..	1,000
Red Sea	—	—	—	—	—	30	30
Persian Gulf	—	—	—	—	—	300	870
Persia	—	—	—	—	—	190	2,130	905	940	437
Philippine Islands and Guam	—	—	—	—	—	3,150	6
China (exclusive of Hongkong and Macao)	—	—	—	—	—	21,980	68,800	1,51,208	2,34,984	1,82,530
Japan	—	—	—	—	—	22,67,950	6,71,400	7,57,474	11,93,602	8,47,984
United States of America— Vid Atlantic Coast	—	—	—	—	—	26,000	29,630	25,946	13,676	96,963
„ <i>Pacific</i>	—	—	—	—	—	1,040	470	534	217	..
Other Foreign Countries	—	—	—	—	—	220	1,410	2,095	360	1,246
TOTAL FOREIGN COUNTRIES						25,92,870	15,36,020	15,79,004	20,80,412	18,66,499
<i>Share of Bengal</i>						8,03,070	14,56,650	11,42,165	8,96,081	9,17,708
„ <i>Bombay</i>						25,89,450	28,47,200	25,02,281	20,75,880	19,20,473
„ <i>Sind</i>						1,43,270	3,99,540	1,68,435	3,45,981	1,40,318
„ <i>Madras</i>						1,61,910	5,05,160	5,34,470	4,99,144	5,75,176
„ <i>Burma</i>						16,65,010	22,90,040	17,45,603	26,27,654	14,39,343
TOTAL						58,62,710	74,98,500	60,92,974(b)	68,54,740(b)	49,93,077

*Included in Turkey, Asiatic prior to 1921-22.

(a) Separately recorded from 1923-24.

(b) Duty was collected on 859,19,995 in 1921-22 and on 860,88,966 in 1922-23.

(c) Duty was collected on 842,04,187 in 1923-24.

ARTICLES, AND COUNTRIES OF CONSIGNMENT: ALSO SHARE OF EACH PROVINCE	QUANTITY					VALUE				
	1919-20	1920-21	1921-22	1922-23	1923-24	1919-20	1920-21	1921-22	1922-23	1923-24
						R	R	R	R	R
Earthenware and Porcelain—continued										
Porcelain—										
Electrical (III. H)—										
United Kingdom	—	—	—	—	—	27,120	60,680	2,31,031	1,23,683	23,430
Other British Possessions	—	—	—	—	—	230	20	135	..	145
TOTAL BRITISH EMPIRE	—	—	—	—	—	27,350	60,660	2,31,166	1,23,683	23,584
Germany	—	—	—	—	—	3,743	16,103	1,405
Belgium	—	—	—	—	—	2,108	..
Japan	—	—	—	—	—	25,850	61,180	88,025	26,824	6,695
United States of America—										
<i>Via Atlantic Coast</i>	—	—	—	—	—	13,410	230	14,339	26,614	22,332
Other Foreign Countries	—	—	—	—	—	615	..	5
TOTAL FOREIGN COUNTRIES	—	—	—	—	—	39,260	61,410	1,06,722	71,739	30,737
Share of Bengal	—	—	—	—	—	3,980	9,610	16,224	25,066	31,896
" Bombay	—	—	—	—	—	35,290	63,600	2,71,967	1,27,282	23,309
" Sind	—	—	—	—	—	9,870	10,020	7,164	27,060	1,573
" Madras	—	—	—	—	—	12,130	10,130	2,110	..	9
" Burma	—	—	—	—	—	5,290	23,700	40,423	15,994	2,534
TOTAL	—	—	—	—	—	66,610	1,22,060	3,37,868	1,95,422	59,321(a)
Other kinds (III. H)—										
United Kingdom	—	—	—	—	—	22,200	74,280	1,09,914	66,734	2,30,973
Ceylon	—	—	—	—	—	1,340	1,800	851	3,046	2,449
Straits Settlements (including Labuan)	—	—	—	—	—	4,630	3,510	3,945	1,907	3,076
Hongkong	—	—	—	—	—	6,990	17,470	5,323	5,646	3,746
Other British Possessions	—	—	—	—	—	..	110	191	235	10
TOTAL BRITISH EMPIRE	—	—	—	—	—	35,160	96,970	1,30,224	77,568	2,40,254
Germany	—	—	—	—	—	..	3,040	9,132	58,667	1,77,154
Netherlands	—	—	—	—	—	25,864	8,680	30,746
Belgium	—	—	—	—	—	..	3,940	1,505	..	13,930
France	—	—	—	—	—	1,680	19,070	1,480	7,948	6,280
Switzerland	—	—	—	—	—	..	11,200	56
Italy	—	—	—	—	—	..	3,250	2,877	3,938	4,052
Austria	—	—	—	—	—	7,090	..	7,014	2,033	189
Hungary	—	—	—	—	—	25,724
China (exclusive of Hongkong and Macao)	—	—	—	—	—	..	2,200	13,716	10,135	..
Japan	—	—	—	—	—	17,80,420	11,12,920	12,58,532	12,73,426	15,37,750
United States of America—										
<i>Via Atlantic Coast</i>	—	—	—	—	—	1,150	3,310	1,098	213	1,850
" Pacific "	—	—	—	—	—	60
Other Foreign Countries	—	—	—	—	—	..	200	240	5	400
TOTAL FOREIGN COUNTRIES	—	—	—	—	—	17,90,340	11,59,130	13,21,460	13,64,445	17,98,154
Share of Bengal	—	—	—	—	—	5,33,890	2,40,500	1,74,438	2,59,375	3,05,152
" Bombay	—	—	—	—	—	10,45,130	3,72,920	10,21,195	9,39,969	9,89,043
" Sind	—	—	—	—	—	4,280	25,650	66,824	62,384	3,57,167
" Madras	—	—	—	—	—	36,910	16,190	23,207	16,051	37,369
" Burma	—	—	—	—	—	2,06,290	1,01,340	1,61,020	1,74,234	3,49,667
TOTAL	—	—	—	—	—	13,26,500	12,56,100	14,41,634	14,42,013	20,38,408

(a) Duty was collected on Rs 58,077 in 1923-24.

No. 13—continued

ARTICLES, AND COUNTRIES OF CONSIGNMENT; ALSO SHARE OF EACH PROVINCE	QUANTITY					VALUE				
	1919-20	1920-21	1921-22	1922-23	1923-24	1919-20	1920-21	1921-22	1922-23	1923-24
Earthenware and Porcelain—concluded						R	R	R	R	R
Total value of Earthenware and Porcelain—)										
United Kingdom	—	—	—	—	—	25,23,000	57,15,010	43,36,269	40,98,772	31,22,191
Mesopotamia*	—	—	—	—	—	—	—	1,143	649	754
Ceylon	—	—	—	—	—	23,180	24,480	17,623	15,581	18,288
Straits Settlements (including Labuan)	—	—	—	—	—	1,00,760	1,73,670	1,49,498	1,57,673	1,18,441
Hongkong	—	—	—	—	—	1,84,140	2,03,470	1,55,460	2,20,768	1,34,409
Kenya Colony	—	—	—	—	—	30	80	1,480	50	..
Western Australia	—	—	—	—	—	200	33
South Australia (including Northern Territory)	—	—	—	—	—	1,198
Victoria	—	—	—	—	—	10	490	..	125	130
New South Wales	—	—	—	—	—	150	550	15	1,010	1,038
<i>Australian Commonwealth (Total)</i>	—	—	—	—	—	360	1,040	1,213	1,135	1,201
Other British Possessions	—	—	—	—	—	1,310	1,240	1,784	951	122
TOTAL BRITISH EMPIRE	—	—	—	—	—	28,32,850	61,19,590	48,64,460	44,95,570	33,95,406
Germany	—	—	—	—	—	..	1,16,860	2,04,784	3,80,365	5,43,110
Netherlands	—	—	—	—	—	2,50,370	3,36,130	2,89,765	1,20,047	1,45,180
Belgium	—	—	—	—	—	8,480	2,66,880	1,42,059	1,47,057	1,84,188
France	—	—	—	—	—	10,880	54,830	27,778	38,828	14,793
Spain	—	—	—	—	—	1,716	..
Switzerland	—	—	—	—	—	60	11,200	767	2,091	80
Italy	—	—	—	—	—	100	10,230	18,317	16,326	60,390
Austria	—	—	—	—	—	8,050	5,240	10,195	6,726	11,103
Hungary	—	—	—	—	—	718
Czechoslovakia	—	—	—	—	—	247	1,294	2,617
Turkey, Asiatic	—	—	—	—	—
Levant and Black Sea	—	—	—	—	—	..	1,060
Red Sea	—	—	—	—	—	80	30
Persian Gulf	—	—	—	—	—	300	910
Persia	—	—	—	—	—	190	2,130	905	945	452
Philippine Islands and Guam	—	—	—	—	—	3,150	6
China (exclusive of Hongkong and Macao)	—	—	—	—	—	21,980	71,000	1,64,986	2,45,119	2,08,254
Japan	—	—	—	—	—	40,74,220	18,46,500	21,04,031	24,98,852	23,92,438
United States of America— <i>Via Atlantic Coast.</i>	—	—	—	—	—	40,560	33,170	41,328	40,508	1,21,451
<i>" Pacific "</i>	—	—	—	—	—	1,040	470	594	217	..
Other Foreign Countries	—	—	—	—	—	220	1,570	2,335	360	1,620
TOTAL FOREIGN COUNTRIES	—	—	—	—	—	44,21,970	27,57,160	30,08,086	34,96,506	36,96,400
<i>Share of Bengal.</i>	—	—	—	—	—	13,40,940	17,06,760	13,32,347	11,80,512	12,54,316
<i>" Bombay</i>	—	—	—	—	—	36,59,370	37,33,720	37,95,443	31,43,131	29,32,826
<i>" Sind</i>	—	—	—	—	—	1,57,420	4,35,210	2,32,423	4,25,425	4,99,048
<i>" Madras</i>	—	—	—	—	—	2,11,000	5,30,480	5,64,787	4,25,196	6,12,553
<i>" Burma</i>	—	—	—	—	—	18,75,590	24,20,580	19,47,046	28,17,832	17,91,564
TOTAL	—	—	—	—	—	72,54,820(a)	88,76,750	78,72,546	79,92,175	70,90,806
Electroplated ware (III. D)—										
United Kingdom	—	—	—	—	—	4,97,586	14,61,720	10,66,733	5,64,370	4,77,803
Aden and Dependencies	—	—	—	—	—	..	1,600
Mesopotamia*	—	—	—	—	—	1,483	1,480	322
Ceylon	—	—	—	—	—	9,100	8,100	6,469	6,576	3,663
Straits Settlements (including Labuan)	—	—	—	—	—	1,450	6,080	2,961	1,892	3,044
Hongkong	—	—	—	—	—	30	270	180	1,334	1,493
Other British Possessions	—	—	—	—	—	1,210	1,430	3,279	660	1,073
TOTAL BRITISH EMPIRE	—	—	—	—	—	5,09,370	14,79,210	10,81,155	5,76,482	4,87,398

* Included in Turkey Asiatic prior to 1921-22.
(a) Duty was collected on R72,46,150 in 1919-20.

ARTICLES, AND COUNTRIES OF CONSIGNMENT; ALSO SHARE OF EACH PROVINCE	QUANTITY					VALUE				
	1919-20	1920-21	1921-22	1922-23	1923-24	1919-20	1920-21	1921-22	1922-23	1923-24
Electroplated ware (III. D)—continued						R	R	R	R	R
Denmark	—	—	—	—	—	87,436
Germany	—	—	—	—	—	..	4,940	25,058	45,565	27,018
Belgium	—	—	—	—	—	78	102	2,762
France	—	—	—	—	—	430	8,180	3,580	2,000	1,315
Switzerland	—	—	—	—	—	..	6,360	3,094
Italy	—	—	—	—	—	200	1,700	2,266	792	341
Austria	—	—	—	—	—	4,755	1,350	3,066
Hungary	—	—	—	—	—
Japan	—	—	—	—	—	5,840	2,410	8,632	423	972
Portuguese East Africa	—	—	—	—	—	1,078
United States of America— Via Atlantic Coast	—	—	—	—	—	26,570	62,700	44,413	12,024	15,589
Other Foreign Countries	—	—	—	—	—	1,020	1,400	1,921	1,110	2,470
TOTAL FOREIGN COUNTRIES	—	—	—	—	—	34,060	87,690	86,481	63,366	1,44,953
Share of Bengal	—	—	—	—	—	1,31,560	5,50,430	3,71,632	1,85,230	1,65,873
„ Bombay	—	—	—	—	—	2,00,400	5,53,430	4,70,278	2,58,068	2,42,275
„ Sind	—	—	—	—	—	59,210	1,65,250	1,25,119	88,230	55,873
„ Madras	—	—	—	—	—	49,710	1,25,780	1,23,718	69,294	30,749
„ Burma	—	—	—	—	—	52,550	1,51,960	71,389	39,026	1,37,581
TOTAL	—	—	—	—	—	5,43,430(a)	15,06,900(a)	11,67,636(a)	8,39,848(a)	6,32,351(a)
Feathers (II. S)—	Lbs.	Lbs.	Lbs.	Lbs.	Lbs.					
United Kingdom	553	1,641	1,127	481	1,180	1,360	2,400	3,768	1,106	2,377
Other British Possessions	35	25	21	19	10	30	110	31	60	8
TOTAL BRITISH EMPIRE	588	1,666	1,148	500	1,190	1,390	2,600	3,799	1,166	2,385
Sweden	55,849	86,930
Germany	12,152	14,097
China (exclusive of Hongkong and Macao)	150	10	2,419	370	26	6,947
Other Foreign Countries	2	66	9	5	231	20	40	529	153	620
TOTAL FOREIGN COUNTRIES	2	55,915	159	15	14,802	20	36,070	899	179	22,564
Share of Bengal	66,394	100	178	15,199	..	37,460	60	406	23,387
„ Bombay	442	12	503	6	..	1,270	60	3,509	153	..
„ Sind	112	112	70	140
„ Madras	1,050	592	180	542	..	1,950	989	268	1,316
„ Burma	148	13	..	152	251	140	40	..	518	252
TOTAL	590	57,581	1,307	515	15,092	1,410	39,570	4,698	1,345	24,949
Fireworks (III. V)—	Lbs.	Lbs.	Lbs.	Lbs.	Lbs.					
United Kingdom	40,064	51,703	28,750	8,986	9,410	60,080	1,46,990	58,808	18,743	9,058
Ceylon	203	1,088	1,211	317	658	590	1,440	2,826	627	829
Straits Settlements (including Labuan)	90,496	49,192	40,955	420	72,056	89,430	21,280	20,301	1,189	30,865
Hongkong	943,619	2,177,989	3,112,252	2,854,316	2,211,539	3,44,760	7,81,790	8,15,991	6,88,676	5,20,386
Other British Possessions	149	204	624	707	604	820	200	1,079	892	404
TOTAL BRITISH EMPIRE	1,074,528	2,280,167	3,183,792	2,864,746	2,294,276	4,45,680	9,51,700	8,99,000	7,08,077	5,61,540
Germany	141,482	365,515	825,094	7,55,839	..	1,83,220	2,76,910	3,73,058	4,38,314
Belgium	896	4,100	..
France	60	12,662	4,220	4,205	530	280	41,440	30,518	8,895	735
China (exclusive of Hong- kong and Macao)	266,379	430,240	54,356	203,736	350,759	1,51,070	1,72,560	34,298	70,280	1,15,806
Japan	99,691	180,589	22,015	11,602	71,443	1,29,040	1,07,960	31,707	13,650	35,825
United States of America— Via Atlantic Coast	224	2,352	..	112	205	750	1,750	..	289	368
Other Foreign Countries	248	283	364	442	340	860	550	994	1,134	512
TOTAL FOREIGN COUNTRIES	366,542	717,807	440,470	1,046,087	1,179,116	2,82,000	5,07,500	3,64,422	4,71,406	5,01,560
Share of Bengal	39,595	73,213	95,333	368,935	273,565	78,240	2,33,150	1,38,047	2,19,403	1,64,375
„ Bombay	1,089,105	3,432,390	2,908,261	2,842,858	2,200,652	5,26,010	10,05,390	9,18,110	7,26,360	6,93,040
„ Sind	19,382	40,274	76,469	59,905	53,174	15,520	34,080	46,391	36,173	32,675
„ Madras	90,745	152,178	84,428	104,333	236,156	42,620	80,500	42,348	51,356	1,31,800
„ Burma	202,243	294,219	4,56,731	628,302	709,345	67,290	1,05,480	1,19,926	1,47,211	1,31,212
TOTAL	1,441,070	2,997,774	36,30,262	3,910,833	3,473,392	7,27,680	14,59,200	12,63,422	11,79,483	11,53,100

a) Duty was collected on Rs.42,866 in 1919-20, on Rs.66,810 in 1920-21, on Rs.11,66,068 in 1921-22, on Rs.34,157 in 1922-23 and on Rs.24,728 in 1923-24.

No. 13—continued

ARTICLES, AND COUNTRIES OF CONSIGNMENT; ALSO SHARE OF EACH PROVINCE	QUANTITY					VALUE				
	1910-20	1920-21	1921-22	1922-23	1923-24	1910-20	1920-21	1921-22	1922-23	1923-24
Fish (excluding canned fish)—										
<i>Fish, dry, unsalted (I.A.)—</i>	Cwts.	Cwts.	Cwts.	Cwts.	Cwts.	R	R	R	R	R
United Kingdom	82	34	..	5	4	580	1,520	75	440	450
Aden and Dependencies	618	833	564	35	..	2,020	4,010	2,973	483	..
Maldives	281	16	590	..	44	7,100	290	13,170	..	1,133
Ceylon	567	650	776	381	438	15,490	22,090	14,410	9,304	7,280
Straits Settlements (including Labuan)	1,801	4,005	106	1,167	105	58,410	1,36,000	6,803	45,254	7,338
Hongkong	270	522	367	511	651	25,000	50,130	36,327	59,258	65,023
Other British Possessions	38	..	84	..	2	1,340	..	437	..	50
TOTAL BRITISH EMPIRE	3,657	6,600	2,577	2,099	1,244	1,10,630	2,22,220	74,995	1,14,838	81,280
Germany	128	4,314	..
Turkey, Asiatic	10	..	17	373	..	407
Red Sea	773	3,140
Persian Gulf	222	5,213	3,870	31,900
Maskat Territory and Trucial Oman	27,575	20,222	26,971	2,280	1,861	1,14,140	1,44,430	1,27,277	13,028	7,091
Other Native States in Arabia	816	1,330	4,990	6,070
Yemen	787	1,038	1,207	310	555	6,360	10,540	9,825	4,650	4,520
China (exclusive of Hongkong and Macao)	10	13	20	19	29	1,270	1,010	1,925	1,509	1,548
Japan	409	540	504	638	465	33,990	40,000	41,215	59,661	38,467
United States of America—Via Pacific Coast	41	3,537
Other Foreign Countries	2	..	1	4	..	30	..	134	30	4
TOTAL FOREIGN COUNTRIES	30,603	34,920	28,709	8,370	2,027	1,07,490	2,40,130	1,84,286	83,192	52,043
Province of Bengal	321	690	434	316	322	4,950	11,140	10,541	4,872	3,309
„ Bombay	29,530	29,516	23,970	1,252	2	1,22,290	1,58,140	1,16,025	9,274	50
„ Sind	2	30
„ Madras	1,712	5,579	6,853	1,441	2,675	25,760	48,820	47,004	13,430	16,732
„ Burma	2,695	5,301	1,089	2,469	1,272	1,26,090	2,44,260	36,711	1,70,464	1,13,232
TOTAL	34,260	41,585	31,340	6,478	4,171	2,78,720	4,02,350	2,59,281	1,08,030	1,33,323 (a)
<i>dry, salted (I. A.)—</i>	Cwts.	Cwts.	Cwts.	Cwts.	Cwts.					
United Kingdom	506	13	63	21	8	4,780	340	2,030	776	261
Aden and Dependencies	129	586	1,710	3,412	688	990	5,580	8,810	35,337	15,800
Mesopotamia*	112	41	81	1,656	471	920
Ceylon	61	122	97	12	359	410	1,930	3,319	232	3,788
Straits Settlements (including Labuan)	65,917	59,530	52,252	57,561	65,164	13,21,160	11,80,420	10,80,842	15,71,510	21,04,074
Hongkong	5	33	18	186	131	110	360	191	4,043	4,501
Egypt†	1	10
Other British Possessions	15	8	480	20	..
TOTAL BRITISH EMPIRE	66,318	60,285	54,267	61,236	66,431	13,27,450	11,97,840	11,05,828	16,18,291	21,89,944
Turkey, Asiatic	1	30
Red Sea	14	17	90	150
Persian Gulf	106	177	1,130	2,620
Maskat Territory and Trucial Oman	7,164	11,894	22,373	27,017	18,130	64,510	1,13,930	2,32,930	3,45,027	3,00,743
Other Native States in Arabia	916	531	2,650	614	232	9,110	4,140	32,135	4,790	2,423
Yemen	171	200	1,168	1,512	526	1,350	1,040	16,146	9,614	10,200
Japan	15	21	2	21	70	470	1,095	90	201
Egypt†	233	2,482
Other Foreign Countries	21	4	8	3	1	730	140	200	103	40
TOTAL FOREIGN COUNTRIES	8,392	12,338	20,220	20,148	10,114	76,070	1,23,000	2,02,506	3,50,024	3,25,180
Province of Bengal	41	37	276	21	39	1,050	1,490	6,924	416	731
„ Bombay	8,251	12,325	27,051	31,724	18,451	71,590	1,21,060	2,79,730	3,55,396	3,22,689
„ Sind	666	435	814	836	1,184	7,370	4,930	9,426	5,679	16,246
„ Madras	208	243	17	42	452	2,360	2,990	132	363	5,054
„ Burma	65,944	59,533	52,325	57,768	65,449	13,21,950	11,90,270	10,92,122	15,77,661	21,70,407
TOTAL	75,010	72,623	80,477	90,384	85,575	14,04,420	13,20,730	13,88,334	19,72,915	25,15,124

*Included in Turkey Asiatic prior to 1921-22.
†Shown as a Foreign Country from 1923-24.
(a) Duty was collected on Rs. 1,33,273 in 1923-24.

ARTICLES, AND COUNTRIES OF ORIGIN; ALSO SHARE OF EACH PROVINCE	QUANTITY					VALUE				
	1919-20	1920-21	1-22	1922-23	1923-24	1919-20	1920-21	1921-22	1922-23	1923-24
Fish (excluding canned fish)—continued										
<i>Fishmaws and Sharkfins (I. A.)—</i>	Cwts.	Cwts.	Cwts.	Cwts.	Cwts.	R	R	R	Rs	Rs
United Kingdom	760	22,510
Aden and Dependencies	2,040	2,170	2,043	813	745	52,250	54,540	37,398	9,651	6,51
Mesopotamia*	—	—	32	16	18	—	—	1,721	197	22
Bahrain Islands	73	170	85	92	82	1,770	4,680	1,531	925	1,90
Straits Settlements (including Labuan)	22	..	4	2	..	1,610	30	403	563	2
Hongkong	15	21	17	22	25	3,800	5,080	4,965	5,910	5,05
Zanzibar and Pemba	74	39	205	305	488	2,080	1,830	4,288	2,658	4,25
Other British Possessions	17	1	5	280	30	11
TOTAL BRITISH EMPIRE	2,241	3,193	2,386	1,251	1,363	62,090	88,680	50,306	19,034	18,92
Turkey, Asiatic
Persian Gulf	91	134	7,240	3,870
Maskat Territory and Trucial Oman	3,551	3,252	4,553	5,685	4,802	94,570	85,030	80,056	53,241	43,71
Other Native States in Arabia	373	461	522	1,573	906	11,840	16,360	14,855	22,877	9,01
Persia	597	1,168	504	530	196	22,070	41,780	12,992	12,287	3,0
Honjam Islands	181	375	181	581	..	4,720	16,746	1,580	5,0
Portuguese East Africa	128	3,350
Italian East Africa (Somaliland and Eritrea)	568	126	275	332	526	13,500	3,280	4,748	2,884	4,5
Other Foreign Countries	1	6	36	240	750	3
TOTAL FOREIGN COUNTRIES	5,307	5,327	6,229	8,281	7,047	1,53,710	1,56,710	1,28,397	92,860	65,7
Share of Bombay	7,473	8,486	8,585	9,504	8,384	2,07,280	2,34,480	1,73,044	1,06,163	78,5
Sind	36	16	2	4	1	2,430	600	61	216	1
Madras	3	4	10	370	260	410	11	..
Burma	37	19	18	24	25	5,920	5,050	5,188	6,473	5,5
TOTAL	7,548	8,625	8,615	9,532	8,410	2,16,800	2,45,300(a)	1,76,703	1,12,303	84,7
Fish, wet, salted (ngapi) (I. A.)—	Cwts.	Cwts.	Cwts.	Cwts.	Cwts.					
Straits Settlements (including Labuan)	113	1,556	4,165	10,483	15,146	1,830	21,970	47,666	1,37,934	1,94
Hongkong	110	86	184	165	144	770	700	1,022	849	..
Other British Possessions	10	..	2	39	..	100	..	50	..
TOTAL BRITISH EMPIRE	223	1,652	4,349	10,650	15,329	2,600	22,770	48,688	1,38,833	1,95
Maskat Territory and Trucial Oman	37	41	253	103	..	510	442	3,182	1,1
Other Foreign Countries	1	61	41	13	32	30	510	490	305	..
TOTAL FOREIGN COUNTRIES	1	98	82	271	135	30	1,020	932	3,487	1,1
Share of Bengal	1	1	2	30	40	..
Sind	74	41	259	142	..	760	442	3,192	1,1
Madras	10	100
Burma	223	1,666	4,360	10,661	15,329	2,600	22,930	49,178	1,39,933	1,95
TOTAL	224	1,750	4,401	10,921	15,464	2,630	23,790	49,620	1,42,320	1,96
Fish, other sorts (I. A.)—	Cwts.	Cwts.	Cwts.	Cwts.	Cwts.					
United Kingdom	16	8	..	19	409	450	340	..	3,214	32
Ceylon	15	2
Hongkong	162	2
Other British Possessions	7	..	81	5	..	100	..	1,058	591	..
TOTAL BRITISH EMPIRE	23	8	81	24	576	550	340	1,058	3,805	37
United States of America— Via Pacific Coast	40	6,930
Other Foreign Countries	4	68	76	..
TOTAL FOREIGN COUNTRIES	..	40	..	4	6,930	68	76	..
Share of Bengal	23	43	3	4	..	550	7,270	244	76	..
Bombay	311	21
Madras	26	..	1	647
Burma	2	24	264	235	3,205	15
TOTAL	23	43	31	28	576	550	7,270	1,126	3,881	37

* Included in Turkey, Asiatic prior to 1921-22.
(a) Duty was collected on Rs 24,44,640 in 1920-21

No. 13—continued

ARTICLES, AND COUNTRIES OF CONSIGNMENT; ALSO SHARE OF EACH PROVINCE	QUANTITY					VALUE				
	1919-20	1920-21	1921-22	1922-23	1923-24	1919-20	1920-21	1921-22	1922-23	1923-24
Fish (excluding canned fish)—concluded						R	R	R	R	R
<i>Total Fish (excluding canned Fish)—</i>	<i>Cwts.</i>	<i>Cwts.</i>	<i>Cwts.</i>	<i>Cwts.</i>	<i>Cwts.</i>					
United Kingdom	694	809	68	46	421	5,810	24,710	2,516	4,481	33,206
Aden and Dependencies	2,787	3,598	4,317	4,280	1,433	55,860	64,730	49,181	45,771	22,813
Mesopotamia*	—	—	228	58	138	—	—	3,792	678	1,538
Bahrain Islands	74	170	85	95	82	1,780	4,690	1,531	945	1,904
Maldives	231	15	616	..	44	7,100	280	13,817	..	1,133
Ceylon	630	782	863	393	812	16,040	25,020	17,729	9,637	13,125
Straits Settlements (including Labuan)	67,853	65,692	56,617	60,213	80,415	13,83,310	13,48,110	11,46,014	17,55,301	23,66,219
Hongkong	400	662	556	884	1,103	29,770	62,270	41,405	70,660	78,695
Egypt†	15	1	..	5	—	140	10	..	551	—
Zanzibar and Pemba	74	69	205	305	488	2,080	1,830	4,388	2,658	4,257
South Australia (including Northern Territory)	22	170
Victoria	2	102
New South Wales	22	1,260
Australian Commonwealth (Total)	44	..	2	1,430	..	102
Other British Possessions	13	1	7	400	10	156
TOTAL BRITISH EMPIRE	72,782	71,798	63,570	76,260	84,943	15,03,320	15,31,650	12,80,875	18,90,701	26,22,546
Germany	1	..	128	30	..	4,314	..
Turkey, Asiatic	—	—	19	..	18	—	—	373	..	437
Red Sea	787	17	—	—	—	3,230	150	—	—	—
Persian Gulf	420	5,524	—	—	—	12,070	38,480	—	—	—
Mascat Territory and Trucial Oman	38,290	40,905	53,938	35,220	24,806	12,73,220	3,44,800	4,49,706	4,14,478	3,01,706
Other Native States in Arabia	2,105	2,322	3,172	2,187	1,138	25,840	26,590	40,990	27,607	11,427
Persia	1,555	3,013	2,879	2,362	1,277	30,600	54,210	38,063	26,551	17,789
Henjam Islands	2	181	375	181	581	30	4,720	6,746	1,580	5,055
China (exclusive of Hongkong and Macao)	21	13	26	31	48	1,320	1,010	1,935	1,690	1,658
Japan	410	560	626	642	488	34,290	47,310	42,398	59,881	38,720
Egypt†	—	—	—	—	233	—	—	—	—	2,483
Portuguese East Africa	128	1	3,350	30
Italian East Africa (Somaliland and Eritrea)	566	126	275	336	523	13,500	3,280	4,748	2,914	4,614
United States of America—										
<i>Via Atlantic Coast</i>	50
<i>" Pacific " " "</i>	40	41	6,930	8,537
Other Foreign Countries	19	27	49	6	45	690	320	794	164	432
TOTAL FOREIGN COUNTRIES	44,303	52,729	61,300	41,083	29,253	3,98,200	5,27,880	5,06,189	5,39,248	4,44,300
<i>Share of Bengal</i>	<i>386</i>	<i>770</i>	<i>713</i>	<i>335</i>	<i>263</i>	<i>6,580</i>	<i>19,900</i>	<i>17,709</i>	<i>5,404</i>	<i>4,080</i>
<i>" Bombay</i>	<i>45,254</i>	<i>50,327</i>	<i>69,606</i>	<i>42,430</i>	<i>27,148</i>	<i>4,01,260</i>	<i>5,18,670</i>	<i>5,67,799</i>	<i>5,00,773</i>	<i>4,22,371</i>
<i>" Sind</i>	<i>603</i>	<i>525</i>	<i>887</i>	<i>1,699</i>	<i>1,327</i>	<i>9,330</i>	<i>6,290</i>	<i>9,929</i>	<i>13,087</i>	<i>17,884</i>
<i>" Madras</i>	<i>1,923</i>	<i>5,336</i>	<i>5,900</i>	<i>1,483</i>	<i>3,123</i>	<i>28,290</i>	<i>52,170</i>	<i>48,193</i>	<i>13,894</i>	<i>21,302</i>
<i>" Burma</i>	<i>68,899</i>	<i>67,959</i>	<i>67,794</i>	<i>70,946</i>	<i>82,330</i>	<i>14,55,560</i>	<i>14,62,500</i>	<i>12,33,434</i>	<i>18,96,831</i>	<i>25,00,669</i>
TOTAL	117,065	124,527	124,870	116,343	114,196	19,01,520	20,59,530	18,77,064	24,29,949	29,66,906
Fodder, Bran, and Pollards (excluding oil-cake) (II. C)—										
	<i>Cwts.</i>	<i>Cwts.</i>	<i>Cwts.</i>	<i>Cwts.</i>	<i>Cwts.</i>					
United Kingdom	532	146	390	340	80	3,010	810	1,473	1,039	734
Ceylon	1,495	54	77	215	35	1,940	340	419	1,478	267
Straits Settlements (including Labuan)	10	964	10	853	3	110	2,820	32	3,714	34
Kenya Colony	912	2,000
South Australia (including Northern Territory)	16,160	5,703	6,145	18	..	47,970	16,990	13,425	60	..
Victoria	3,912	29,425	15,175	19,418	13,394	19,790	1,10,610	59,859	88,235	66,042
New South Wales	11	23,031	1,082	280	501	60	48,940	4,907	1,327	4,534
Queensland	8	86
Australian Commonwealth (Total)	19,483	68,159	22,410	19,696	15,895	67,320	1,76,540	78,227	89,692	70,576
Other British Possessions	9	1	1	120	30	5
TOTAL BRITISH EMPIRE	22,441	59,324	22,887	21,101	14,014	75,000	1,80,540	80,151	95,923	71,610
TOTAL FOREIGN COUNTRIES	130	..	31	175	217	420	..	105	875	043

* Included in Turkey, Asiatic prior to 1921-22.
† Shown as a Foreign Country from 1923-24.

ARTICLES, AND COUNTRIES OF CONSIGNMENT; ALSO SHARE OF EACH PROVINCE	QUANTITY					VALUE				
	1919-20	1920-21	1921-22	1922-23	1923-24	1919-20	1920-21	1921-22	1922-23	1923-24
Fodder, Bran, and Pollards (excluding oilcake) (II. C)—continued						R	R	R	R	R
	Cwts	Cwts.	Cwts.	Cwts.	Cwts.					
Share of Bengal	5,536	32,366	10,682	8,148	8,358	19,140	63,910	32,842	42,478	46,370
„ Bombay	15,400	15,050	10,762	8,766	4,058	43,700	43,610	34,243	26,634	11,520
„ Sind	186	175	52	410	575	190
„ Madras	1,490	11,084	838	4,006	1,160	11,860	51,020	7,594	27,020	9,330
„ Burma	19	804	636	184	603	310	2,000	5,577	791	5,130
TOTAL	22,571	60,324	22,018	21,270	14,231	75,420	1,80,540(a)	80,256	96,798(a)	72,590
Fruits and Vegetables—										
Fresh fruits and vegetables—										
Fresh fruits—	No.	No.	No.	No.	No.					
Coconuts (I. B)—										
Maldives	2,322,332	1,861,453	3,307,740	935,444	2,240,040	70,570	67,500	1,12,330	30,646	66,060
Ceylon	437,752	262,755	493,502	690,665	185,660	82,290	22,390	35,682	41,627	13,300
Straits Settlements (including Labuan)	2,381,878	3,150,478	3,430,940	4,542,637	4,309,332	2,11,030	3,48,080	4,10,735	5,30,080	4,92,920
Kenya Colony	14,650	..	46,300	400	..	1,140	..	4,561	30	..
Other British Possessions	14,974	12	1,620	5,000	99	900	..	173	350	2
TOTAL BRITISH EMPIRE	5,171,596	5,274,608	7,280,102	6,174,146	6,735,137	3,15,930	4,37,970	5,72,487	6,09,339	5,73,220
Sumatra	55,000	5,500
Siam	5,710	3,000	83,425	19,730	20,174	576	390	2,055	1,551	2,030
Other Foreign Countries	3,012	..	1,508	180	..	121
TOTAL FOREIGN COUNTRIES	63,722	3,000	34,931	19,730	20,174	6,250	390	2,776	1,551	2,030
Share of Bengal	2,420,407	1,561,453	2,744,360	592,960	2,234,540	74,910	67,500	96,691	22,784	67,030
„ Bombay	12,350	79	..	1,198	124	7,090	10	..	106	0
„ Sind	14,350	..	49,312	5,400	..	1,120	..	4,843	386	..
„ Madras	251,272	261,930	873,350	927,309	178,763	19,840	22,340	37,998	39,971	12,420
„ Burma	2,531,029	3,151,286	3,648,011	4,667,699	4,341,834	2,25,220	3,48,510	4,35,721	5,47,643	4,95,760
TOTAL	5,235,308	5,277,698	7,315,033	6,193,876	6,755,311	3,22,180	4,38,360	5,75,268	6,10,890	5,75,250
Others (I. B)—										
United Kingdom	—	—	—	—	—	97,740	98,040	98,255	1,12,782	90,030
Mesopotamia *	—	—	—	—	—	—	—	657	5,263	3,230
Ceylon	—	—	—	—	—	83,170	40,890	22,164	16,565	22,800
Straits Settlements (including Labuan)	—	—	—	—	—	22,540	22,050	10,822	51,149	54,720
Hongkong	—	—	—	—	—	8,240	13,150	10,016	9,100	8,840
Egypt †	—	—	—	—	—	1,457	..
Natal	—	—	—	—	—	20	80	5	20	4,460
Western Australia	—	—	—	—	—
South Australia (including Northern Territory)	—	—	—	—	—	4,870	..	261	..	15,550
Victoria	—	—	—	—	—	3,185	5,560
New South Wales	—	—	—	—	—	630	..	1,787	4,029	6,470
Australian Commonwealth (Total)	—	—	—	—	—	7,360	20	2,048	7,214	27,690
Other British Possessions	—	—	—	—	—	200	130	244	64	230
TOTAL BRITISH EMPIRE	—	—	—	—	—	1,69,270	1,74,760	1,53,211	2,03,614	2,12,050
Belgium	—	—	—	—	—	..	1,300
France	—	—	—	—	—	1,358	..	7,300
Spain	—	—	—	—	—	..	2,220	..	7,712	8,260
Italy	—	—	—	—	—
Mascat Territory and Trucial Oman	—	—	—	—	—	340	440	40	1,941	218
China (exclusive of Hongkong and Macao)	—	—	—	—	—	61,850	71,140	84,351	45,150	41,060
Japan	—	—	—	—	—	190	620	..	1,306	8,371
Portuguese East Africa	—	—	—	—	—	2,210	800	..	2,526	932
United States of America— Vid Atlantic Coast	—	—	—	—	—	10	..	9,150
„ Pacific „	—	—	—	—	—	940	800	8,021	919	162
Other Foreign Countries	—	—	—	—	—	1,180	1,730	7,247	1,624	210
TOTAL FOREIGN COUNTRIES	—	—	—	—	—	66,900	79,390	1,01,627	61,178	75,952
Share of Bengal	—	—	—	—	—	10,820	13,840	19,405	15,422	13,353
„ Bombay	—	—	—	—	—	1,45,360	1,28,710	1,34,721	1,18,539	1,12,330
„ Sind	—	—	—	—	—	2,230	290	305	205	578
„ Madras	—	—	—	—	—	35,850	33,800	27,178	22,227	28,054
„ Burma	—	—	—	—	—	41,410	72,810	73,229	1,08,099	1,26,377
TOTAL	—	—	—	—	—	2,36,170	2,54,150	2,54,838	2,64,702	2,88,002

(a) Duty was collected on B1,78,540 in 1920-21, on B95,923 in 1922-23 and on B72,554 in 1923-24.
 * Included in Turkey, Asiatic prior to 1921-22.
 † Shown as a Foreign Country from 1923-24.

No. 13—continued

ARTICLES, AND COUNTRIES OF CONSIGNMENT; ALSO SHARE OF EACH PROVINCE	QUANTITY					VALUE				
	1919-20	1920-21	1921-22	1922-23	1923-24	1919-20	1920-21	1921-22	1922-23	1923-24
Fruits and Vegetables— <i>continued</i>						R	R	R	R	R
Fresh fruits and vegetables <i>—continued</i>										
Fresh vegetables of all kinds (I. B.)—										
United Kingdom	—	—	—	—	—	..	10,800	836	237	771
Ceylon	—	—	—	—	—	2,700	35,130	4,114	1,937	13,300
Straits Settlements (including Labuan)	—	—	—	—	—	22,940	14,790	1,162	1,166	10,039
Hongkong	—	—	—	—	—	2,450	5,170	7,329	2,633	5,010
Egypt †	—	—	—	—	—	..	40	858
Zanzibar and Pemba	—	—	—	—	—	1,437
Kenya Colony	—	—	—	—	—	47,480	15,540	24,908	6,147	16,312
Victoria	—	—	—	—	—	3,600	20	19
Australian Commonwealth (Total)	—	—	—	—	—	3,600	20	19
Other British Possessions	—	—	—	—	—	..	940	140
TOTAL BRITISH EMPIRE	—	—	—	—	—	20,110	81,620	40,608	12,150	45,817
Italy	—	—	—	—	—	56,790	74,850	68,329	57,561	1,51,844
Japan	—	—	—	—	—	12,770	50	..	107	..
Egypt †	—	—	—	—	—	1,812
Other Foreign Countries	—	—	—	—	—	150	600	168	52	986
TOTAL FOREIGN COUNTRIES	—	—	—	—	—	69,710	75,400	68,497	57,740	1,54,642
Share of Bengal	—	—	—	—	—	420	710	4,217	599	40
" Bombay	—	—	—	—	—	1,20,050	99,760	95,604	66,455	1,44,154
" Sind	—	—	—	—	—	1,330	100	100	7,312	26,379
" Madras	—	—	—	—	—	24,270	69,690	4,359	2,204	22,484
" Burma	—	—	—	—	—	3,750	6,130	4,755	3,410	7,402
TOTAL	—	—	—	—	—	1,49,820	1,57,030	1,09,005	69,890	2,00,469
Total Value of Fresh Fruits and Vegetables—										
United Kingdom	—	—	—	—	—	98,680	1,09,740	98,891	1,18,019	90,805
Maldives	—	—	—	—	—	70,570	67,500	1,12,336	30,646	60,964
Mesopotamia*	—	—	—	—	—	659	5,293	3,268
Ceylon	—	—	—	—	—	68,160	97,910	61,960	60,120	49,413
Straits Settlements (including Labuan)	—	—	—	—	—	2,56,510	3,84,920	4,40,719	5,88,995	5,57,682
Hongkong	—	—	—	—	—	10,690	18,320	17,345	11,733	13,853
Egypt †	—	—	—	—	—	..	40	858	1,457	..
Satal	—	—	—	—	—	20	220	5	20	4,476
Zanzibar and Pemba	—	—	—	—	—	900	130	1,740	414	25
Kenya Colony	—	—	—	—	—	48,020	15,540	29,510	6,163	16,542
Western Australia	—	—	—	—	—	4,870	..	261	..	15,650
South Australia (including Northern Territory)	—	—	—	—	—	3,185	5,593
Victoria	—	—	—	—	—	4,230	20	1,806	4,029	6,478
New South Wales	—	—	—	—	—	1,860	20
Australian Commonwealth (Total)	—	—	—	—	—	10,960	40	2,067	7,214	27,697
Other British Possessions	—	—	—	—	—	200	..	161	..	362
TOTAL BRITISH EMPIRE	—	—	—	—	—	5,65,310	6,94,360	7,66,266	8,25,103	8,31,087
Belgium	—	—	—	—	—	..	1,390
France	—	—	—	—	—	10	..	1,856	..	7,896
Spain	—	—	—	—	—	..	2,220	..	7,712	8,266
Italy	—	—	—	—	—	57,130	75,290	68,369	69,522	1,52,062
Maskat Territory and Trucial Oman	—	—	—	—	—	61,850	71,140	84,951	45,151	41,066
Sumatra	—	—	—	—	—	5,500	6	..
Siam	—	—	—	—	—	570	510	2,055	1,591	2,146
China (exclusive of Hongkong and Macao)	—	—	—	—	—	290	630	4	1,308	8,778
Japan	—	—	—	—	—	14,980	940	..	2,633	932
Egypt †	—	—	—	—	—	1,812
Portuguese East Africa	—	—	—	—	—	180	..	10	..	9,158
United States of America—										
Via Atlantic Coast	—	—	—	—	—	940	1,180	8,770	919	179
" Pacific "	—	—	—	—	—	1,130	1,780	7,247	1,024	210
Other Foreign Countries	—	—	—	—	—	200	150	106	3	122
TOTAL FOREIGN COUNTRIES	—	—	—	—	—	1,42,860	1,55,180	1,72,990	1,20,460	2,32,927

*Included in Turkey, Asiatic prior to 1921-22.

† Shown as a Foreign Country from 1923-24.

ARTICLES, AND COUNTRIES OF CONSIGNMENT; ALSO SHARE OF EACH PROVINCE	QUANTITY					VALUE				
	1919-20	1920-21	1921-22	1922-23	1923-24	1919-20	1920-21	1921-22	1922-23	1923-24
Fruits and Vegetables —continued						R	R	R	R	R
<i>Fresh fruits and vegetables</i> —concluded										
<i>Total value of Fresh Fruits and Vegetables</i> —continued										
Share of Bengal	—	—	—	—	—	86,150	81,850	1,20,343	38,715	80,431
“ Bombay	—	—	—	—	—	2,67,000	2,19,420	2,30,325	1,75,406	2,63,514
“ Sind	—	—	—	—	—	4,030	290	6,245	7,903	27,257
“ Madras	—	—	—	—	—	79,960	1,20,530	69,635	64,402	62,969
“ Burma	—	—	—	—	—	2,70,380	4,27,450	5,13,715	6,59,132	6,29,543
TOTAL	—	—	—	—	—	7,08,170	8,49,540	9,39,168	9,46,572	10,63,714
<i>Fruits and Vegetables: dried, salted, or preserved, not being canned or bottled—</i>										
Almonds (L. B.)—	Tons	Tons	Tons	Tons	Tons					
United Kingdom	68	2	45	5	15	72,410	7,580	33,068	11,055	17,659
Palestine *	—	—	10	..	1	—	—	8,500	..	578
Aden and Dependencies	3	7,810	20
Mesopotamia *	—	—	525	286	81	—	—	9,91,478	3,51,277	1,18,407
Bahrain Islands	4	2,360	36
Hongkong	2	2	1	3,020	4,900	1,333	3,738	1,769
Egypt†	8	39	10	55	—	7,600	55,570	8,233	40,565	—
Other British Possessions	1	2	..	1	..	730	1,480	141	934	300
TOTAL BRITISH EMPIRE	82	47	650	349	98	94,580	71,850	10,42,753	4,07,506	1,38,839
France	1,605	1,082	1,303	778	1,087	17,78,720	10,13,060	10,21,324	5,48,649	5,97,230
Spain	1	6	135	152	154	1,760	6,160	85,196	1,02,650	72,204
Italy	4,082	1,298	1,692	3,491	2,193	49,29,610	10,58,650	12,69,588	23,58,255	13,24,252
Austria	1	1,600	..
Hungary
Greece	37	10	35	39,800	13,400	27,192	..
Turkey, Asiatic	—	—	3	2	..	—	—	5,006	2,000	..
Red Sea	8	4	—	—	—	5,180	2,140	—	—	—
Persian Gulf	64	16	—	—	—	1,25,720	28,110	—	—	—
Maskat Territory and Trucial Oman	1	10	1	890	4,750	213	66	838
Other Native States in Arabia	8	..	2	9	..	7,400	240	1,400	10,160	..
Persia	948	839	1,234	1,161	1,502	12,14,660	10,15,690	11,08,791	11,62,308	12,11,505
China (exclusive of Hongkong and Macao)	2	1,300
Egypt†	—	—	—	—	141	—	—	—	—	78,648
Madagascar	2	2,000
Other Foreign Countries	1	70	750	33	172	5
TOTAL FOREIGN COUNTRIES	6,718	8,294	4,581	5,629	5,078	74,68,810	31,71,280	35,97,446	42,08,042	32,84,682
Share of Bengal	5	2	13	4	5	5,510	2,750	14,547	2,717	3,569
“ Bombay	6,568	3,163	5,090	5,833	4,856	73,79,990	30,96,380	45,17,509	45,02,391	32,54,825
“ Sind	224	174	126	134	309	1,63,790	1,31,330	1,02,027	96,399	1,51,690
“ Madras	1	1	2	5	5	2,400	6,490	4,581	9,792	11,367
“ Burma	2	1	..	2	1	6,650	5,599	1,665	4,312	2,070
TOTAL	6,800	3,341	5,281	5,978	5,176	75,56,340	32,43,080	46,40,189	46,15,611	34,23,521
Currents and raisins (L. B.)—	Tons	Tons	Tons	Tons	Tons					
United Kingdom	3	10	14	11	12	3,900	16,620	20,599	18,542	15,573
Gibraltar	1	1,220
Aden and Dependencies	2	..	1	1,520	..	650
Mesopotamia,*	—	—	62	25	50	—	—	34,810	8,339	11,430
Straits Settlements (including Labuan)	2	20	..	78	35	1,011
Egypt†	5	2	—	..	50	4,625	1,444	—
South Australia (including Northern Territory)	2	..	3	..	110	3,000	278	1,760	..
Victoria	24	24	6	3	5	34,770	38,940	7,873	7,647	5,729
New South Wales	590
* Australian Commonwealth (Total)	24	26	6	4	5	34,850	41,940	8,151	9,407	6,319
Other British Possessions	420	920	42	120	12
TOTAL BRITISH EMPIRE	30	36	88	44	69	41,980	59,540	68,965	37,887	31,416

* Included in Turkey, Asiatic prior to 1921-22.
† Shown as a Foreign Country from 1923-24.

No. 13—continued

ARTICLES, AND COUNTRIES OF CONSIGNMENT; ALSO SHARE OF EACH PROVINCE	QUANTITY					VALUE				
	1919-20	1920-21	1921-22	1922-23	1923-24	1919-20	1920-21	1921-22	1922-23	1923-24
Fruits and Vegetables— <i>continued</i> <i>Fruits and vegetables: dried, salted, or preserved, not being canned or bottled—continued</i>										
Currents and raisins (I. B)— <i>continued</i>	Tons	Tons	Tons	Tons	Tons	R	R	R	R	R
France	1	1,258	..	178
Spain	2	..	1	..	530	4,750	1,030	4,220	..
Italy	8	9	14,800	7,270
Austria	1	14	4	1,296	2,742	3,325
Hungary
Greece	2	9	..	25	..	1,540	9,025	25	19,272
Turkey, Asiatic
Persian Gulf	3	1,600
Persia	997	637	858	1,444	817	5,81,290	3,27,910	2,89,656	4,67,853	2,61,480
China (exclusive of Hongkong and Macao)	10	6,792
Egypt †	1	545
United States of America— <i>Via Atlantic Coast</i>	60	..	25	86	19
<i> " Pacific</i>	1	2	1,990	100	..	115	2,508
Other Foreign Countries	1	930	..	130	120	50
TOTAL FOREIGN COUNTRIES	1,002	641	869	1,467	894	6,36,390	3,34,300	3,02,400	4,89,776	3,01,536
<i>Share of Bengal</i>	6	7	4	2	10	8,800	3,770	6,520	3,591	6,376
<i> Bombay</i>	992	651	897	1,456	879	5,52,320	3,09,670	3,31,049	4,90,897	3,02,993
<i> Sind</i>	29	16	46	45	34	11,820	5,930	20,465	19,321	12,165
<i> Madras</i>	6	8	6	7	11	7,550	17,210	8,284	12,140	11,041
<i> Burma</i>	7	6	1	3	860	4,140	3,937	1,511	3,429
TOTAL	1,032	677	957	1,511	937	5,78,350	3,93,840	3,71,355(a)	6,27,664	3,35,954
Dates (I. B)—	Tons	Tons	Tons	Tons	Tons					
Aden and Dependencies	127	8	5	27,000	1,920	1,440	96	..
Mesopotamia*	33,243	39,420	40,450	60,26,058	65,17,880	74,09,732
Bahrain Islands	182	308	336	2,570	1,967	37,370	70,490	96,242	5,06,376	3,27,267
Ceylon	4	38	10	5	6	1,170	6,400	2,714	1,328	1,355
Straits Settlements (including Labuan)	1	2	2	5	185	250	690	781	1,606	11,741
Hongkong	4	9	4	2	..	1,860	3,904	2,712	1,323
Other British Possessions	60	170	372	63	104
TOTAL BRITISH EMPIRE	314	300	39,606	42,004	51,619	65,850	90,630	61,31,611	70,30,660	77,51,526
Turkey, Asiatic	28	..	28	9,282	..	7,672
Red Sea	103	16,880
Persian Gulf	30,496	31,925	54,10,390	70,07,750
Masakat Territory and Trucial Oman	13,475	12,032	10,034	9,775	8,500	27,84,630	30,83,230	27,52,000	28,74,136	24,15,288
Other Native States in Arabia	567	640	911	304	2,203	1,09,340	1,22,580	2,20,020	54,013	3,09,720
Persia	4,724	5,415	4,974	6,475	5,569	8,30,920	11,60,210	9,65,165	11,96,668	8,27,770
Henjam Islands	16	8,960
China (exclusive of Hongkong and Macao)	6	2	220	5,528	1,856	120
Italian East Africa (Somaliland and Eritrea)	8	..	2	1,610	..	480
Other Foreign Countries	1	170	..	202	6
TOTAL FOREIGN COUNTRIES	49,373	50,029	15,955	16,556	10,300	91,52,770	1,18,84,120	30,52,476	41,27,476	36,19,901
<i>Share of Bengal</i>	32	151	11	14	187	7,740	41,440	3,500	4,378	11,796
<i> Bombay</i>	32,705	31,924	31,946	37,902	45,015	59,42,790	78,28,450	67,16,964	79,69,318	89,47,788
<i> Sind</i>	15,720	15,703	15,103	18,587	18,777	30,24,640	30,01,120	28,87,590	28,77,806	25,20,165
<i> Madras</i>	869	2,716	2,104	1,718	2,767	1,73,410	4,28,870	3,83,081	2,65,567	2,88,576
<i> Burma</i>	361	495	396	279	1,233	70,040	1,14,770	94,551	50,476	2,03,193
TOTAL	49,687	50,380	49,560	58,500	67,919	92,18,620(b)	1,14,74,650	1,00,83,986	1,11,57,635	1,13,71,517(c)
Other sorts (I. B)—	Tons	Tons	Tons	Tons	Tons					
United Kingdom	17	29	19	22	20	27,400	71,680	32,856	34,892	28,005
Gibraltar	1	1	2,350	5,480
Aden and Dependencies	42	..	2	1	52	16,520	..	1,012	290	13,420
Mesopotamia*	20	30,150	1,152	130
Ceylon	65	81	35	61	40	10,540	14,400	5,872	11,889	6,246
Straits Settlements (including Labuan)	318	700	308	209	167	1,07,230	2,01,650	92,695	72,553	62,352
Hongkong	222	328	321	316	339	95,850	1,64,710	1,00,173	1,84,820	1,83,940
Egypt †	2	2	..	30	..	2,940	3,940	27	12,474	..
Western Australia	20

* Included in Turkey, Asiatic prior to 1921-22.

(a) Duty was collected on R3,70,355 in 1921-22.

(b) Duty was collected on R92,18,320 in 1919-20 and on R1,13,71,482 in 1923-24.

† Shown as a Foreign Country from 1923-24.

ARTICLES, AND COUNTRIES OF CONSIGNMENT; ALSO SHARE OF EACH PROVINCE	QUANTITY					VALUE				
	1919-20	1920-21	1921-22	1922-23	1923-24	1919-20	1920-21	1921-22	1922-23	1923-24
Fruits and Vegetables <i>—continued</i> <i>Fruits and vegetables: dried, salted, or preserved, not being canned or bottled—continued</i>										
Other sorts (I. B)— <i>continued</i>	Tons	Tons	Tons	Tons	Tons	R	R	R	R	R
South Australia (including Northern Territory)	90	..	81	270
Victoria	11	4	..	1	3	4,110	9,670	719	2,085	5,118
Tasmania	195	..
New South Wales	1	1	1,280	1,040	545
Queensland	15
Australian Commonwealth (Total)	12	6	..	1	3	5,610	10,800	1,264	2,941	5,409
Other British Possessions	1	7	..	1	5	380	1,120	540	347	831
TOTAL BRITISH EMPIRE	680	1,153	705	841	632	2,08,520	4,73,780	3,24,607	3,21,358	3,01,302
Germany	1	1,611
France	5	6	2	11	6	8,350	11,720	6,925	9,046	9,517
Spain	..	1	720	6,750	..	8	396
Italy	1	3	25	111	529	1,230	2,010	19,304	47,028	1,34,243
Austria	12	2	8	6,750	1,316	2,425
Hungary
Greece	..	40	14	83	210	..	37,260	13,060	35,148	73,320
Mascat Territory and Trucial Oman	14	8	2	4	14	5,410	3,620	1,000	1,615	11,739
Other Native States in Arabia	1	2	..	150	..	50	1,230	..
Persia	289	147	276	376	200	3,22,070	1,68,970	2,66,523	5,02,830	2,22,075
China (exclusive of Hongkong and Macao)	28	33	72	69	68	9,860	11,600	32,660	31,581	32,626
Japan	4	6	4	8	11	9,570	6,670	4,415	7,749	12,070
Egypt †	8	2,593
Portuguese East Africa	2,087	354	885	627	200	2,40,430	34,270	78,883	46,215	16,158
United States of America— Vid Atlantic Coast	7	15	..	20	20	6,770	24,070	2,246	6,932	39,138
.. Pacific	18	28	6	5	15	23,300	39,050	8,454	8,765	23,405
Other Foreign Countries	1	1	460	970	644	..	409
TOTAL FOREIGN COUNTRIES	2,455	642	1,398	1,319	1,200	6,28,320	3,47,500	4,41,004	7,89,519	5,83,986
Share of Bengal	15	11	3	2	4	7,700	21,880	12,491	6,042	12,729
.. Bombay	3,421	561	1,224	1,236	1,222	5,76,740	2,00,600	3,99,176	7,06,950	3,83,704
.. Sind	40	24	41	37	45	43,710	37,850	49,143	67,152	47,078
.. Madras	154	187	54	114	86	74,440	1,30,290	43,815	59,877	64,614
.. Burma	503	1,012	676	560	565	1,94,250	3,70,660	3,60,986	2,71,056	2,77,163
TOTAL	3,135	1,795	2,003	1,959	1,022	8,96,840(a)	8,21,280(a)	7,65,611	11,10,877	8,85,238(a)
Total fruits and vegetables: dried, salted, or preserved, not being canned or bottled—	Tons	Tons	Tons	Tons	Tons					
United Kingdom	83	41	78	33	53	1,03,770	95,990	86,895	64,550	62,305
Gibraltar	2	1	3,570	5,480
Palestine*	10	..	1	8,500	..	610
Aden and Dependencies	175	8	8	1	52	52,850	1,940	3,102	380	13,420
Mesopotamia*	23,010	39,731	49,500	70,82,505	68,78,048	75,39,789
Bahrain Islands	132	312	336	2,570	1,967	37,400	82,000	96,242	5,06,525	3,27,315
Ceylon	69	120	45	66	46	11,720	21,930	8,636	13,408	7,020
Straits Settlements (including Labuan)	319	702	316	214	354	1,07,960	2,03,050	98,061	74,465	75,467
Hongkong	225	332	330	322	342	1,02,190	1,71,460	1,65,410	1,01,335	1,87,046
Egypt †	10	41	15	37	..	10,800	59,500	12,885	54,483	..
Western Australia	20
South Australia (including Northern Territory)	..	2	..	3	..	110	..	278	1,841	276
Victoria	85	28	6	4	8	33,840	2,090	3,592	10,312	10,847
Tasmania	48,610	..	195	..
New South Wales	1	1	1,280	1,040	545	..	500
Queensland	15
* Australian Commonwealth (Total)	36	31	6	7	..	40,220	52,740	2,415	12,318	11,728
Other British Possessions	2	8	..	2	5	780	1,410	575	731	787
TOTAL BRITISH EMPIRE	1,108	1,536	26,048	43,038	52,418	4,70,860	6,95,700	75,67,828	77,96,874	82,26,085

* Included in Turkey, Asiatic prior to 1921-22.
(a) Duty was collected on Rs. 96,060 in 1919-20, on Rs. 20,450 in 1920-21 and on Rs. 84,348 in 1923-24.
† Shown as a Foreign Country from 1923-24.

No. 13—continued

ARTICLES, AND COUNTRIES OF CONSIGNMENT; ALSO SHARE OF EACH PROVINCE	QUANTITY					VALUE				
	1919-20	1920-21	1921-22	1922-23	1923-24	1919-20	1920-21	1921-22	1922-23	1923-24
Fruits and Vegetables— <i>continued</i>						R	R	R	R	R
<i>Fruits and vegetables: dried, salted, or preserved, not being canned or bottled— concluded</i>										
<i>Total fruits and vegetables: dried, salted, or preserved, not being canned or bottled— continued</i>	Tons	Tons	Tons	Tons	Tons					
Germany	1	1,611
France	1,609	1,089	1,306	789	1,098	17,87,070	10,25,550	10,29,987	6,57,695	6,00,920
Spain	1	9	185	153	154	2,510	17,660	86,226	1,06,884	72,600
Italy	4,088	1,301	1,917	3,610	2,731	43,31,140	10,60,660	12,88,887	24,14,883	14,65,765
Greece	79	88	118	235	..	78,600	35,485	62,365	92,502
Austria	13	17	12	8,046
Hungary	5,658	5,750
Turkey, Asiatic	31	2	28	14,288	2,000	7,072
Red Sea	111	4	21,160	2,140
Persian Gulf	80,564	31,942	55,37,930	70,36,800
Maskat Territory and Trucial Oman	13,491	12,050	10,036	9,779	8,515	27,91,730	30,91,600	27,53,303	28,75,817	24,27,845
Other Native States in Arabia	577	640	913	815	2,203	1,16,890	1,22,820	2,21,470	66,049	3,60,720
Persia	6,950	7,038	7,342	9,450	8,088	28,08,940	26,73,780	27,20,135	34,19,659	25,22,845
Honjam Islands	16	3,960	28
China (exclusive of Hongkong and Macao)	28	35	78	71	78	9,860	13,120	38,188	33,437	39,744
Japan	5	6	4	8	11	9,570	6,070	4,415	7,955	12,125
Egypt †	150	81,791
Portuguese East Africa	3,087	354	885	627	206	2,40,430	34,270	78,883	46,215	18,158
Madagascar	2	2,000
Italian East Africa (Somali- land and Eritrea)	8	..	2	1,720	..	480
United States of America— Vid Atlantic Coast	7	15	..	20	20	6,920	24,010	2,271	7,018	39,163
Pacific	19	28	6	6	17	25,360	40,480	8,454	9,050	26,003
Other Foreign Countries	160	80	781	127	471
TOTAL FOREIGN COUNTRIES	59,540	64,000	22,703	24,070	23,536	1,77,81,290	1,52,87,160	82,93,325	96,14,812	77,90,195
<i>Share of Bengal</i>	<i>53</i>	<i>165</i>	<i>36</i>	<i>22</i>	<i>206</i>	<i>26,760</i>	<i>69,820</i>	<i>37,028</i>	<i>16,728</i>	<i>34,129</i>
Bombay	42,686	36,299	39,157	46,437	52,572	1,44,51,840	1,15,45,100	1,19,64,698	1,36,69,656	1,23,89,300
Sind	16,015	15,917	15,316	18,313	19,105	32,43,980	32,39,330	30,57,525	30,60,881	27,31,998
Madras	1,029	2,312	2,165	1,844	2,269	2,57,300	5,52,940	4,39,761	3,47,106	3,75,698
Burma	809	1,509	1,077	842	1,802	2,71,300	4,95,160	3,62,139	3,27,355	4,85,855
TOTAL	80,657	66,202	57,751	68,008	75,954	1,82,52,150	1,59,32,960	1,58,01,151	1,74,11,086	1,60,16,230
<i>Value of Fruits and Vegetables—</i>										
United Kingdom	2,02,450	2,05,730	1,85,786	1,77,569	1,53,110
Gibraltar	3,750	5,480
Palestine*	8,500	..	610
Aden and Dependencies	62,850	1,940	3,102	386	13,772
Mesopotamia*	70,83,164	68,83,941	73,43,057
Bahrain Islands	37,400	82,040	96,242	5,06,525	3,27,325
Maldives	70,570	67,500	1,12,336	30,646	66,964
Ceylon	79,880	1,10,900	70,596	73,532	57,033
Straits Settlements (includ- ing Labuan)	3,64,410	5,87,970	5,34,380	6,63,460	6,33,147
Hongkong	1,12,880	1,89,900	1,82,755	2,03,068	2,06,890
Egypt†	10,390	59,600	13,743	55,940	..
Natal	120	420	50	40	4,413
Zanzibar and Pemba	1,390	990	1,746	446	544
Kenya Colony	48,620	15,540	29,531	6,850	16,542
Western Australia	4,890	..	261	..	15,650
South Australia (including Northern Territory)	110	3,090	278	5,026	5,839
Victoria	43,110	48,630	10,398	14,341	17,325
New South Wales	3,140	1,060	545	..	530
Queensland	15
<i>Australian Commonwealth (Total)</i>	<i>61,250</i>	<i>52,730</i>	<i>11,482</i>	<i>19,367</i>	<i>39,115</i>
Other British Possessions	210	30	679	207	251
TOTAL BRITISH EMPIRE	10,36,170	13,90,060	83,34,092	86,21,977	96,57,172

* Included in Turkey, Asiatic prior to 1921-22.
† Shown as a Foreign Country from 1923-24.

ARTICLES, AND COUNTRIES OF CONSIGNMENT; ALSO SHARE OF EACH PROVINCE	QUANTITY					VALUE				
	1919-20	1920-21	1921-22	1922-23	1923-24	1919-20	1920-21	1921-22	1922-23	1923-24
Fruits and Vegetables —concluded						R	R	R	R	R
<i>Total value of Fruits and Vegetables—continued</i>										
Germany	—	—	—	—	—	1 690
Belgium	—	—	—	—	—	..	1,390	21
France	—	—	—	—	—	17,87,080	10,25,550	10,31,345	5,57,095	6,14,816
Spain	—	—	—	—	—	2,510	19,880	86,226	1,14,586	80 866
Italy	—	—	—	—	—	48,82,270	11,35,950	13,57,256	24,74,405	16,17,827
Austria	—	—	—	—	—	8,046	5,658	5,750
Hungary	—	—	—	—	—
Greece	—	—	—	—	—	..	78,620	35,485	62,365	92,592
Turkey, Asiatic	—	—	—	—	—	—	—	14,238	2,000	7,072
Red Sea	—	—	—	—	—	21,160	2,140	—	—	—
Persian Gulf	—	—	—	—	—	55,38,170	70,36,830	—	—	—
Maskat Territory and Trucial Oman	—	—	—	—	—	28,53,580	31,62,740	28,37,654	20,20,068	24,68,031
Other Native States in Arabia	—	—	—	—	—	1,16,890	1,22,820	2,21,470	66,040	3,09,720
Persia	—	—	—	—	—	28,98,940	26,73,800	27,20,195	34,19,650	25,22,913
Hejaz Islands	—	—	—	—	—	..	3,960	26
Sumatra	—	—	—	—	—	5,500	6	..
Slam	—	—	—	—	—	570	520	2,755	1,591	2,160
China (exclusive of Hongkong and Macao)	—	—	—	—	—	10,150	13,750	38,192	84,745	48,522
Japan	—	—	—	—	—	24,550	7,610	4,415	10,588	13,057
Egypt †	—	—	—	—	—	—	—	—	—	83,603
Portuguese East Africa	—	—	—	—	—	2,40,610	34,270	78,893	46,215	27,316
Madagascar	—	—	—	—	—	2,120
Italian East Africa (Somali-land and Eritrea)	—	—	—	—	—	1,720	..	480
United States of America— Vid Atlantic Coast	—	—	—	—	—	7,760	25,190	11,041	7,927	39,342
.. Pacific	—	—	—	—	—	26,400	42,210	15,701	10,674	26,213
Other Foreign Countries	—	—	—	—	—	200	100	697	130	465
TOTAL FOREIGN COUNTRIES	—	—	—	—	—	1,79,24,150	1,53,92,330	84,66,225	97,35,281	80,22,822
<i>Share of Bengal</i>	—	—	—	—	—	1,12,900	1,51,670	1,67,371	55,443	1,14,660
.. Bombay	—	—	—	—	—	1,47,18,840	1,17,64,320	1,21,95,023	1,38,34,956	1,26,62,814
.. Sind	—	—	—	—	—	32,43,640	32,40,130	30,62,773	30,68,784	27,58,355
.. Madras	—	—	—	—	—	3,37,700	7,03,870	5,09,296	4,11,668	4,38,567
.. Burma	—	—	—	—	—	5,42,180	9,22,610	8,75,854	9,36,507	11,15,398
TOTAL	—	—	—	—	—	1,89,60,920	1,67,82,360	1,68,00,317	1,83,57,258	1,70,79,994
Furniture and Cabinet-ware—										
<i>Bedsteads (E.I.A. G)—</i>										
United Kingdom	—	—	—	—	—	1,44,140	5,85,290	2,16,450	2,22,263	2,27,430
Ceylon	—	—	—	—	—	6,260	9,730	10,847	7,403	5,784
Straits Settlements (including Labuan)	—	—	—	—	—	2,900	6,400	4,148	3,552	5,162
South Australia (including Northern Territory)	—	—	—	—	—	520
New South Wales	—	—	—	—	—	2,198	..	174
Australian Commonwealth (Total)	—	—	—	—	—	2,718	..	174
Other British Possessions	—	—	—	—	—	420	490	120	507	965
TOTAL BRITISH EMPIRE	—	—	—	—	—	1,53,720	6,01,910	2,34,289	2,34,025	2,39,515
Germany	—	—	—	—	—	..	6,430	6,260	8,692	22,727
France	—	—	—	—	—	..	870	5,744	935	900
United States of America— Vid Atlantic Coast	—	—	—	—	—	65,890	1,69,270	21,987	32,597	73,782
.. Pacific	—	—	—	—	—	3,550	3,740	..	376	1,673
Other Foreign Countries	—	—	—	—	—	550	2,400	460	1,930	2,500
TOTAL FOREIGN COUNTRIES	—	—	—	—	—	69,990	1,81,710	34,441	44,530	1,01,582
<i>Share of Bengal</i>	—	—	—	—	—	78,820	1,39,080	41,331	37,633	55,072
.. Bombay	—	—	—	—	—	43,330	2,89,270	96,296	1,25,595	1,19,182
.. Sind	—	—	—	—	—	10,660	64,850	22,742	18,399	26,062
.. Madras	—	—	—	—	—	38,300	1,27,400	65,906	38,352	81,392
.. Burma	—	—	—	—	—	52,600	1,62,690	39,453	58,576	59,388
TOTAL	—	—	—	—	—	2,23,710	7,83,620	2,68,730	2,78,655	3,41,097

† Shown as a Foreign Country from 1923-24.

No. 13—continued

ARTICLES, AND COUNTRIES; OF CONSIGNMENT; ALSO SHARE OF EACH PROVINCE	QUANTITY					VALUE				
	1919-20	1920-21	1921-22	1922-23	1923-24	1919-20	1920-21	1921-22	1922-23	1923-24
						R	R	R	R	R
Furniture and Cabinet- ware—continued										
<i>Furniture of wood (other than beds) (III. G)—</i>										
United Kingdom	—	—	—	—	—	87,780	4,33,740	1,48,293	1,40,100	1,22,871
Aden and Dependencies	—	—	—	—	—	20	1,380	1,050	..	45
Ceylon	—	—	—	—	—	27,470	52,950	30,970	32,453	20,729
Straits Settlements (includ- ing Labuan)	—	—	—	—	—	7,050	17,970	7,863	6,024	9,784
Hongkong	—	—	—	—	—	8,500	7,040	9,542	8,140	11,508
Egypt*	—	—	—	—	—	40	60	20	520	—
Canada—										
<i>Via Atlantic Coast</i>	—	—	—	—	—	—	13,820	55 0
Western Australia	—	—	—	—	—	—	35
South Australia (including Northern Territory)	—	—	—	—	—	252
Victoria	—	—	—	—	—	..	10	5,030	370	1
New South Wales	—	—	—	—	—	86	..	53
<i>Australian Commonwealth (Total)</i>	—	—	—	—	—	..	10	5,318	370	39
Other British Possessions	—	—	—	—	—	80	00	948	801	782
TOTAL BRITISH EMPIRE	—	—	—	—	—	1,50,940	5,07,030	2,04,004	1,88,468	1,60,358
Estonia	—	—	—	—	—	—	—	..	3,674	5,208
Sweden	—	—	—	—	—	..	21,650	377	..	228
Denmark	—	—	—	—	—	2,400	..
Germany	—	—	—	—	—	..	21,570	57,880	80,676	90,619
Netherlands	—	—	—	—	—	..	11,890	7	2,074	3,851
Belgium	—	—	—	—	—	10	8,180	17,865	3,730	150
France	—	—	—	—	—	..	28,920	9,805	735	2,485
Switzerland	—	—	—	—	—	..	5,120	988	100	50
Italy	—	—	—	—	—	20	8,030	7,196	5,148	12,171
Austria	—	—	—	—	—	2,610	33,590	8,468	8,294	21,523
Hungary	—	—	—	—	—	—	—	7,975	8,040	5,476
Czechoslovakia	—	—	—	—	—	..	8,250
Turkey, European	—	—	—	—	—	—	—
Turkey, Asiatic	—	—	—	—	—	—	—
Persian Gulf	—	—	—	—	—	10	1,830	—	—	—
China (exclusive of Hong- kong and Macao)	—	—	—	—	—	1,040	5,040	481	668	1,494
Japan	—	—	—	—	—	45,570	53,610	14,216	23,100	16,720
Egypt*	—	—	—	—	—	—	—	—	—	1,537
United States of America—										
<i>Via Atlantic Coast</i>	—	—	—	—	—	81,050	2,61,710	73,556	19,353	40,155
" Pacific "	—	—	—	—	—	2,640	1,420	2,228	55	730
Other Foreign Countries	—	—	—	—	—	100	1,210	115	2,057	582
TOTAL FOREIGN COUNTRIES	—	—	—	—	—	1,33,050	4,72,620	2,00,952	1,60,104	2,03,069
<i>Share of Bengal</i>	—	—	—	—	—	38,030	1,50,400	57,270	54,557	53,481
" Bombay	—	—	—	—	—	96,290	4,46,680	1,74,788	1,37,932	1,53,310
" Sind	—	—	—	—	—	16,160	96,450	49,567	58,196	52,027
" Madras	—	—	—	—	—	88,690	2,22,120	89,839	63,039	39,409
" Burma	—	—	—	—	—	24,920	65,000	33,492	34,846	41,200
TOTAL	—	—	—	—	—	2,83,990(a)	9,79,650(a)	4,04,956(a)	3,48,572(a)	3,69,427(a)

(a) Duty was collected on R2,63,800 in 1919-20, on R9,79,150 in 1920-21, on R4,00,549 in 1921-22, on R3,33,672 in 1922-23 and on R3,69,105 in 1923-24.
* Shown as a Foreign Country from 1923-24.

No. 13—continued

ARTICLES, AND COUNTRIES OF CONSIGNMENT; ALSO SHARE OF EACH PROVINCE	QUANTITY					VALUE				
	1919-20	1920-21	1921-22	1922-23	1923-24	1919-20	1920-21	1921-22	1922-23	1923-24
						R	R	R	R	R
Furniture and Cabinet-ware—continued										
<i>Furniture of other materials (other than bedsteads) (III, G)—</i>										
United Kingdom	—	—	—	—	—	8,14,140	11,78,020	10,07,040	4,21,081	2,97,818
Aden and dependencies	—	—	—	—	—	400	500	523	45	1,905
Mesopotamia *	—	—	—	—	—	—	—	6,106	1,837	174
Ceylon	—	—	—	—	—	9,570	20,780	24,903	13,099	8,273
Straits Settlements (including Labuan)	—	—	—	—	—	21,370	35,570	12,510	17,237	11,027
Hongkong	—	—	—	—	—	9,890	18,210	16,234	7,817	8,013
Natal	—	—	—	—	—	5,270	290	645	1,827	87
Zanzibar and Pemba	—	—	—	—	—	1,160	—	—	—	80
Kenya Colony	—	—	—	—	—	920	30	5,596	386	10
Canada—										
Vid Atlantic Coast	—	—	—	—	—	820	3,170	960	—	—
Western Australia	—	—	—	—	—	200	—	—	—	—
South Australia (including Northern Territory)	—	—	—	—	—	—	970	79	—	—
Victoria	—	—	—	—	—	20	510	1,165	14	10
Tasmania	—	—	—	—	—	80	—	—	—	—
New South Wales	—	—	—	—	—	570	1,140	1,993	625	853
Australian Commonwealth (Total)	—	—	—	—	—	850	2,620	2,237	639	863
Other British Possessions	—	—	—	—	—	230	910	1,066	561	116
TOTAL BRITISH EMPIRE	—	—	—	—	—	8,64,680	12,52,160	11,68,820	4,64,529	3,28,368
Foreign Countries										
Norway	—	—	—	—	—	20	70,760	—	—	1
Germany	—	—	—	—	—	10	34,380	41,919	21,944	32,821
Netherlands	—	—	—	—	—	—	640	4,107	217	47
Belgium	—	—	—	—	—	10	19,370	38,806	2,091	5,037
France	—	—	—	—	—	530	30,840	1,10,976	11,145	42,806
Portugal	—	—	—	—	—	1,160	—	—	—	—
Italy	—	—	—	—	—	3,620	22,390	11,991	8,093	2,036
Austria	—	—	—	—	—	—	—	4,631	8,438	0,941
Hungary	—	—	—	—	—	—	12,620	—	—	—
Czechoslovakia	—	—	—	—	—	—	—	160	3,142	1,040
Turkey, Asiatic	—	—	—	—	—	—	—	500	—	—
Red Sea	—	—	—	—	—	—	80	—	—	—
Persian Gulf	—	—	—	—	—	640	3,180	—	—	—
Persia	—	—	—	—	—	1,090	1,290	540	61	2,231
Siam	—	—	—	—	—	70	100	88	2,306	16
China (exclusive of Hongkong and Macao)	—	—	—	—	—	12,170	3,860	4,144	7,016	6,465
Japan	—	—	—	—	—	1,64,220	1,86,480	1,28,203	95,511	39,121
United States of America—										
Vid Atlantic Coast	—	—	—	—	—	1,07,810	12,46,800	1,00,731	75,165	1,29,041
" Pacific "	—	—	—	—	—	5,240	4,710	5,078	1,274	557
Other Foreign Countries	—	—	—	—	—	1,870	860	2,126	505	605
TOTAL FOREIGN COUNTRIES	—	—	—	—	—	2,98,460	16,38,400	4,87,110	2,36,878	2,65,765
Share of Bengal										
" Bombay	—	—	—	—	—	2,09,310	11,50,870	3,09,313	2,21,444	1,59,282
" Sind	—	—	—	—	—	3,51,840	14,11,850	11,52,544	2,92,633	2,87,573
" Madras	—	—	—	—	—	36,260	78,730	33,463	38,318	39,591
" Burma	—	—	—	—	—	31,370	72,750	52,885	56,371	20,242
"	—	—	—	—	—	1,24,320	1,77,070	87,725	89,611	31,445
TOTAL	—	—	—	—	—	6,63,140^(a)	28,90,560^(a)	16,35,930^(a)	7,01,407	5,97,133^(a)

^(a) Included in Turkey, Asiatic prior to 1921-22.
^(a) Duty was collected on Rs.62,910 in 1919-20, on Rs.89,250 in 1920-21, on Rs.16,36,832 in 1921-22 and on Rs.94,239 in 1923-24.

No. 13—continued

ARTICLES, AND COUNTRIES OF CONSIGNMENT; ALSO SHARE OF EACH PROVINCE	QUANTITY					VALUE				
	1919-20	1920-21	1921-22	1922-23	1923-24	1919-20	1920-21	1921-22	1922-23	1923-24
Furniture and Cabinet- ware—continued						R	R	R	R	R
<i>Mouldings (III. G)—</i>										
United Kingdom . . .	—	—	—	—	—	5,610	66,700	62,508	19,464	17,085
Straits Settlements (Includ- ing Labuan) . . .	—	—	—	—	—	1,550	3,300	..
Hongkong . . .	—	—	—	—	—	7,544	970	382
Other British Possessions .	—	—	—	—	—	340	260	112	75	..
TOTAL BRITISH EMPIRE	—	—	—	—	—	5,950	66,960	61,709	23,908	17,447
Sweden . . .	—	—	—	—	—	..	2,020
Norway . . .	—	—	—	—	—	..	1,020
Germany . . .	—	—	—	—	—	..	68,710	1,02,798	1,01,153	4,34,549
Netherlands . . .	—	—	—	—	—	590	9,370	3,060	662	..
Belgium . . .	—	—	—	—	—	..	1,620	..	700	2,007
France . . .	—	—	—	—	—	..	1,570	463	317	..
Switzerland . . .	—	—	—	—	—	..	10,810
Italy . . .	—	—	—	—	—	29,950	2,27,500	31,568	85,501	71,760
Austria . . .	—	—	—	—	—	536	2,337	2,137
Hungary . . .	—	—	—	—	—
China (exclusive of Hongkong and Macao) . . .	—	—	—	—	—	..	10	1,010
Japan . . .	—	—	—	—	—	74,730	1,17,690	30,335	10,866	3,138
United States of America—										
<i>Via Atlantic Coast</i> . . .	—	—	—	—	—	61,950	2,91,000	13,316	10,912	21,352
" Pacific " . . .	—	—	—	—	—	7,780	1,380
Other Foreign Countries . .	—	—	—	—	—
TOTAL FOREIGN COUNTRIES	—	—	—	—	—	1,76,000	7,32,910	1,82,576	3,02,508	5,36,012
<i>Share of Bengal</i> . . .	—	—	—	—	—	88,380	1,35,310	23,461	35,635	71,767
" <i>Bombay</i> . . .	—	—	—	—	—	1,04,440	5,55,640	1,17,863	1,29,462	2,46,526
" <i>Sind</i> . . .	—	—	—	—	—	2,370	19,440	19,156	18,443	58,342
" <i>Madras</i> . . .	—	—	—	—	—	18,690	61,660	56,270	95,693	1,50,497
" <i>Burma</i> . . .	—	—	—	—	—	16,070	33,320	27,529	47,133	20,437
TOTAL	—	—	—	—	—	1,80,950	7,99,870	2,44,285	3,26,416	5,53,459
<i>Total value of Furniture and Cabinet-ware—</i>										
United Kingdom . . .	—	—	—	—	—	5,51,670	22,57,750	15,14,292	8,02,908	6,65,184
Aden and Dependencies . .	—	—	—	—	—	480	1,970	1,583	45	1,950
Mesopotamia* . . .	—	—	—	—	—	—	—	66,892	2,522	526
Ceylon . . .	—	—	—	—	—	43,640	68,690	6,458	53,030	34,736
Straits Settlements (including Labuan) . . .	—	—	—	—	—	31,320	59,940	26,071	30,203	25,973
Hongkong . . .	—	—	—	—	—	18,670	23,350	33,345	17,416	30,368
Egypt† . . .	—	—	—	—	—	100	930	855	901	—
Natal . . .	—	—	—	—	—	5,270	290	718	1,327	132
Zanzibar and Pemba . . .	—	—	—	—	—	1,160	230
Kenya Colony . . .	—	—	—	—	—	920	30	5,940	386	70
Canada—										
<i>Via Atlantic Coast</i> . . .	—	—	—	—	—	870	16,900	900	..	600
Western Australia . . .	—	—	—	—	—	200	35
South Australia (including Northern Territory) . . .	—	—	—	—	—	..	970	851
Victoria . . .	—	—	—	—	—	20	520	5,195	384	11
Tasmania . . .	—	—	—	—	—	60
New South Wales . . .	—	—	—	—	—	570	1,140	4,227	625	1,632
<i>Australian Commonwealth (Total)</i> . . .	—	—	—	—	—	850	2,630	11,273	1,009	1,126
Other British Possessions .	—	—	—	—	—	250	490	491	623	691
TOTAL BRITISH EMPIRE	—	—	—	—	—	6,55,290	24,28,060	16,68,322	9,10,930	7,51,685

* Included in Turkey, Asiatic prior to 1921-22.
† Shown as a foreign country from 1923-24.

ARTICLES, AND COUNTRIES OF CONSIGNMENT; ALSO SHARE OF EACH PROVINCE	QUANTITY					VALUE				
	1919-20	1920-21	1921-22	1922-23	1923-24	1919-20	1920-21	1921-22	1922-23	1923-24
Furniture and Cabinet-ware—concluded						R	R	R	R	R
<i>Total value of Furniture and Cabinet-ware—continued</i>										
Estonia	—	—	—	—	—	—	—	..	3,674	5,296
Sweden	—	—	—	—	—	230	24,250	1,086	270	266
Norway	—	—	—	—	—	20	72,500	11
Denmark	—	—	—	—	—	2,400	..
Germany	—	—	—	—	—	10	1,31,090	2,08,617	3,02,465	5,80,716
Netherlands	—	—	—	—	—	590	22,280	7,174	2,953	3,808
Belgium	—	—	—	—	—	20	30,020	51,731	6,541	8,069
France	—	—	—	—	—	580	62,200	1,35,788	13,132	16,191
Portugal	—	—	—	—	—	1,160	20	..
Switzerland	—	—	—	—	—	..	16,820	1,461	155	70
Italy	—	—	—	—	—	83,590	2,57,920	60,770	99,588	66,191
Austria	—	—	—	—	—	2,610	46,720	13,805	19,325	31,548
Hungary	—	—	—	—	—
Czechoslovakia	—	—	—	—	—	—	—	8,135	11,182	6,516
Turkey, European	—	—	—	—	—	..	8,250
Turkey, Asiatic	—	—	—	—	—	500
Red Sea	—	—	—	—	—	..	90	—	—	—
Persian Gulf	—	—	—	—	—	1,700	5,010	—	—	—
Persia	—	—	—	—	—	1,000	1,310	590	206	2,440
Slam	—	—	—	—	—	70	100	108	3,101	194
China (exclusive of Hong-kong and Macao)	—	—	—	—	—	13,210	9,510	4,625	8,284	9,134
Japan	—	—	—	—	—	2,84,580	3,57,980	1,72,754	1,20,682	60,029
Egypt*	—	—	—	—	—	—	—	—	—	2,046
Portuguese East Africa	—	—	—	—	—	180	..	1,169	..	34
United States of America— Vid Atlantic Coast	—	—	—	—	—	3,16,700	10,67,780	2,19,090	1,38,027	2,64,330
" Pacific "	—	—	—	—	—	19,210	11,280	7,301	1,705	2,980
Other Foreign Countries	—	—	—	—	—	1,600	470	145	1,410	485
TOTAL FOREIGN COUNTRIES	—	—	—	—	—	6,76,500	80,25,640	8,85,079	7,44,020	11,09,428
Share of Bengal	—	—	—	—	—	2,65,040	16,78,660	4,31,375	3,52,269	3,39,593
" Bombay	—	—	—	—	—	6,05,900	37,04,580	15,41,493	6,85,622	8,36,591
" Sind	—	—	—	—	—	66,050	2,57,950	1,24,928	1,33,336	1,75,922
" Madras	—	—	—	—	—	1,76,890	4,83,930	2,67,906	2,53,455	3,00,540
" Burma	—	—	—	—	—	2,17,910	4,28,550	1,88,199	2,30,218	2,08,470
TOTAL	—	—	—	—	—	13,31,790	54,58,700	25,53,901	16,54,950	18,61,116
Gelatine (III. V) (a)—										
United Kingdom	—	Cwts. 258	Cwts. 179	Cwts. 273	Cwts. 212	—	56,930	42,659	53,124	40,632
South Australia (including Northern Territory)	—	..	26	—	..	5,571
Victoria	—	..	13	—	..	4,968	10	..
New South Wales	—	..	17	..	31	—	..	5,389	38	3,102
Australian Commonwealth (Total)	—	..	56	..	31	—	..	15,928	48	3,102
Other British Possessions	—	—	10	15	19	1
TOTAL BRITISH EMPIRE	—	258	235	273	243	—	56,940	58,602	53,191	43,735
Belgium	—	..	15	1	4	—	50	1,850	150	490
France	—	10	17	38	26	—	1,010	3,642	6,425	4,263
Switzerland	—	31	6	15	15	—	6,070	1,357	2,175	1,359
Italy	—	11	13	2	8	—	3,000	2,584	269	602
Japan	—	40	—	2,385
United States of America— Vid Atlantic Coast	—	14	—	4,830	..	54	..
Other Foreign Countries	—	6	7	—	..	10	1,438	955
TOTAL FOREIGN COUNTRIES	—	60	51	62	100	—	15,860	9,443	10,511	10,364
Share of Bengal	—	66	70	57	21	—	11,000	15,243	11,346	5,662
" Bombay	—	105	58	146	138	—	23,560	15,318	22,122	12,243
" Sind	—	61	75	47	76	—	17,890	20,824	13,390	19,684
" Madras	—	66	75	71	108	—	12,340	12,937	11,797	16,193
" Burma	—	27	8	14	..	—	7,350	3,723	5,947	402
TOTAL	—	324	286	335	343	—	72,200	68,045	63,702	64,089

(a) Separately recorded from 1920-21.

* Shown as a Foreign Country from 1923-24.

No. 13—continued

ARTICLES, AND COUNTRIES OF CONSIGNMENT; ALSO SHARE OF EACH PROVINCE	QUANTITY					VALUE				
	1919-20	1920-21	1921-22	1922-23	1923-24	1919-20	1920-21	1921-22	1922-23	1923-24
Glass and Glassware—						R	R	R	R	R
<i>Bangles (III. H)—</i>										
United Kingdom	—	—	—	—	—	450	150	14	1,360	3,760
Straits Settlements (including Labuan)	—	—	—	—	—	20	1,200	7,952
Hongkong	—	—	—	—	—	61,710	6,100	17,542	2,258	4,495
Egypt*	—	—	—	—	—	4,491	—
Other British Possessions	—	—	—	—	—	50	210	20	79	286
TOTAL BRITISH EMPIRE	—	—	—	—	—	62,230	7,750	26,528	8,188	8,547
Norway	—	—	—	—	—	2,355	..
Germany	—	—	—	—	—	..	9,46,470	8,76,136	5,60,087	6,67,371
Netherlands	—	—	—	—	—	57,260	24,640	..	20	..
Italy	—	—	—	—	—	1,80,620	1,42,400	9,581	94,022	56,189
Austria	—	—	—	—	—	3,07,047	6,12,047	3,66,593
Hungary	—	—	—	—	—	6,16,180	3,92,180	..	6,861	..
Czechoslovakia	—	—	—	—	—	..	5,170	12,24,464	28,21,612	33,26,112
Turkey, Asiatic	—	—	—	—	—
Persian Gulf	—	—	—	—	—	..	2,680
China (exclusive of Hongkong and Macao)	—	—	—	—	—	7,44,690	4,48,740	3,77,340	5,31,401	3,82,160
Japan	—	—	—	—	—	84,78,680	43,56,120	32,59,304	33,47,809	38,31,102
Other Foreign Countries	—	—	—	—	—	1	16
TOTAL FOREIGN COUNTRIES	—	—	—	—	—	50,51,030	90,17,440	60,52,898	70,78,605	80,29,533
<i>Share of Bengal</i>	<i>—</i>	<i>—</i>	<i>—</i>	<i>—</i>	<i>—</i>	<i>13,73,800</i>	<i>19,40,740</i>	<i>17,55,234</i>	<i>16,95,310</i>	<i>23,80,369</i>
.. Bombay	—	—	—	—	—	36,39,080	72,13,120	39,64,616	58,39,600	54,34,666
.. Sind	—	—	—	—	—	2,250	66,100	38,013	69,546	1,07,323
.. Madras	—	—	—	—	—	75,270	2,51,990	2,34,762	3,21,142	6,56,926
.. Burma	—	—	—	—	—	1,23,660	1,03,240	86,802	61,185	58,776
TOTAL	—	—	—	—	—	51,18,660	90,26,190	60,78,420	70,80,608(a)	80,38,090(a)
Shells and False Pearls (III. H)—	Cwts.	Cwts.	Cwts.	Cwts.	Cwts.					
United Kingdom	6	50	67	32	32	3,200	116,720	13,695	24,194	11,022
Aden and Dependencies	39	12	4,150	620
Hongkong	6	7	5	..	800	1,088	3,054	2,163
Zanzibar and Pemba	15	2	2	1,880	280	164
Other British Possessions	16	1	1	2,450	450	301	279	610
TOTAL BRITISH EMPIRE	76	65	75	39	38	11,770	18,870	15,228	27,527	13,795
Germany	1,272	2,625	4,601	3,866	..	4,28,840	7,88,926	10,29,321	6,28,132
Netherlands	4,247	8	97	8	..	12,440	7,110	8,065	731	..
Belgium	97	..	4	18,370	..	1,030	16
France	3	111	33	652	72	3,020	1,07,940	13,858	46,810	41,583
Spain	4	1,728	28	22	12	21,200	1,23,370	78,067	46,196	18,133
Italy	1,423	4,022	2,975	8,722	7,234	1,46,600	8,32,440	4,11,634	8,78,708	5,87,204
Austria	462	810	1,110	2,02,106	2,03,680	2,25,272
Hungary	44	1,856	11,670	5,78,090
Czechoslovakia	8	1,237	3,814	4,038	..	9,100	2,67,696	9,91,637	8,04,481
Turkey, Asiatic
Red Sea	10	1,560
China (exclusive of Hongkong and Macao)	772	161	550	53	58	1,41,520	10,160	67,622	5,855	7,498
Japan	18,734	9,933	7,689	10,002	10,132	16,44,940	28,83,390	14,82,857	15,46,154	16,05,123
United States of America—										
<i>Via Atlantic Coast</i>	10	2	208	2,230	1,083
<i> " Pacific " " "</i>	12
Other Foreign Countries	10	1	..	850	..	197	170	16
TOTAL FOREIGN COUNTRIES	20,237	19,806	15,790	28,700	26,633	19,82,460	44,90,360	33,20,726	47,52,626	39,28,043
<i>Share of Bengal</i>	<i>14,369</i>	<i>6,293</i>	<i>3,596</i>	<i>15,436</i>	<i>13,745</i>	<i>10,61,040</i>	<i>16,34,380</i>	<i>17,57,960</i>	<i>27,69,611</i>	<i>20,30,888</i>
.. Bombay	5,690	11,776	5,901	10,092	9,761	8,76,980	24,28,370	11,97,376	13,72,396	12,28,208
.. Sind	135	173	291	532	928	43,100	99,960	1,68,623	1,79,525	2,79,589
.. Madras	107	1,589	865	2,479	2,091	10,560	3,47,630	1,90,256	4,30,331	3,82,026
.. Burma	12	60	128	200	46	2,550	3,870	21,847	27,890	11,426
TOTAL	20,313	19,871	15,871	28,730	26,571	19,94,280	45,09,280	33,35,962	47,80,058	39,42,438

(a) Duty was collected on R70,80,664 in 1922-23 and on R86,36,018 in 1923-24.
*Shown as a Foreign Country from 1923-24.

ARTICLES, AND COUNTRIES OF CONSIGNMENT; ALSO SHARE OF EACH PROVINCE	QUANTITY					VALUE				
	1919-20	1920-21	1921-22	1922-23	1923-24	1919-20	1920-21	1921-22	1922-23	1923-24
	R	R	R	R	R	R	R	R	R	R
Glass and Glassware—										
<i>continued</i>										
Bottles and Phials—										
Soda water bottles (III. H)—	Gross	Gross	Gross	Gross	Gross					
United Kingdom	11,425	28,506	22,468	22,086	23,854	4,18,080	14,36,280	11,00,887	10,24,412	8,67,710
Ceylon	4	9	6	115	6	110	470	278	6,987	2
Straits Settlements (including Labuan)	27	18	34	43	70	1,350	620	2,839	2,606	2,160
Victoria	52	2,845
New South Wales	47	1,900
Queensland	20	1,143	..
Australian Commonwealth (Total)	52	20	47	2,845	1,143	1,900
Other British Possessions	1	..	5	7	6	40	..	50	235	3
TOTAL BRITISH EMPIRE	11,457	28,528	22,565	22,271	23,983	4,20,180	14,37,370	11,05,947	10,35,383	8,72,400
Germany	4,677	3,542	6,849	13,228	..	2,34,300	1,69,611	3,12,796	4,78,400
Netherlands	213	8,240
Belgium	499	625	120	507	..	18,490	30,250	7,397	16,206	..
Japan	5,622	7,800	899	1,442	790	2,61,460	3,98,480	44,680	38,332	30,100
Other Foreign Countries	4	19	2	4	10	130	770	140	212	5
TOTAL FOREIGN COUNTRIES	6,125	13,334	4,563	8,802	14,028	2,80,080	6,72,040	2,21,828	3,67,546	5,15,000
Share of Bengal	1,816	4,948	2,673	4,287	6,741	1,01,790	2,91,490	1,62,097	1,92,149	2,27,600
„ Bombay	10,861	17,425	9,739	11,798	12,930	4,05,030	8,44,740	4,88,437	5,16,887	4,09,800
„ Sind	2,536	10,152	8,014	6,361	7,952	1,12,190	6,07,310	3,64,150	2,97,340	3,16,600
„ Madras	845	4,405	3,496	5,131	5,361	32,750	2,27,860	1,89,353	2,65,806	2,21,400
„ Burma	1,524	4,932	3,296	3,496	5,027	48,500	2,38,010	1,23,738	1,30,747	1,53,400
TOTAL	17,582	41,862	27,128	31,073	38,011	7,00,260	21,09,410(a)	13,27,775	14,02,920	13,87,500
Others (III. H)—	Gross	Gross	Gross	Gross	Gross					
United Kingdom	16,762	23,229	20,242	29,432	37,967	3,99,190	7,93,250	5,06,114	4,18,444	3,90,000
Aden and Dependencies	607	555	251	22	..	6,750	5,000	3,071	256	..
Mesopotamia*	—	—	158	66	59	—	—	1,314	497	..
Ceylon	1,610	843	553	549	401	12,200	6,710	6,542	5,241	3,800
Straits Settlements (including Labuan)	16,857	16,303	11,430	10,391	7,307	1,29,200	1,79,000	1,05,116	87,091	68,500
Hongkong	1,249	1,553	1,267	1,388	487	2,260	4,450	4,710	4,013	1,500
Mauritius and Dependencies	35	1,240
Kenya Colony	315	335	268	259	130	5,600	4,690	4,889	1,467	..
Other British Possessions	25	20	45	4	12	180	180	360	81	..
TOTAL BRITISH EMPIRE	37,449	41,838	34,214	42,111	46,363	6,56,620	9,93,280	6,32,115	5,17,090	4,75,000
Sweden	538	47	8	8	..	16,520	1,550	300	223	..
Norway	248	1	8,280	5
Germany	71	6,144	29,584	62,218	92,793	1,400	1,30,160	2,94,340	5,37,542	5,95,000
Netherlands	109	371	5	10	201	7,210	15,450	36	138	..
Belgium	2	657	769	2,435	2,496	10	10,360	10,483	9,327	19,000
Spain	3,200	1,000
Austria	32	335	1,404	7,872	..
Hungary
Turkey, Asiatic
Persian Gulf	243	435	1,720	4,220
China (exclusive of Hongkong and Macão)	1	178	9	1,000
Japan	198,515	228,747	178,554	180,250	247,760	16,48,730	20,38,380	10,50,790	10,71,723	9,72,000
United States of America—										
Vid Atlantic Coast	18,022	24,785	7,231	11,516	2,562	73,540	1,46,140	50,328	42,080	24,000
„ Pacific „	35	3	490	80
Other Foreign Countries	13	119	9	29	96	140	1,490	282	265	1,000
TOTAL FOREIGN COUNTRIES	217,548	201,606	211,193	265,802	349,300	17,49,760	22,54,080	14,08,040	16,70,079	16,16,000
Share of Bengal	87,061	118,879	91,925	122,403	154,242	9,44,100	14,33,370	8,77,218	8,51,862	7,99,000
„ Bombay	111,991	129,717	100,383	108,099	156,426	3,98,210	11,90,970	6,84,967	8,06,489	7,63,000
„ Sind	1,086	7,104	1,608	5,363	5,073	24,190	87,770	42,217	61,814	53,000
„ Madras	19,236	20,843	23,559	22,166	35,286	1,73,650	2,44,790	1,63,051	1,46,621	2,12,000
„ Burma	35,623	26,901	27,934	49,832	44,636	2,86,230	3,90,460	2,82,702	3,30,493	2,72,000
TOTAL	254,997	303,444	245,407	307,913	395,063	23,06,380	38,47,360	20,40,155(b)	21,87,169	20,91,000

* Included in Turkey, Asiatic prior to 1921-22.
 (a) Duty was collected on Rs 21,08,500 in 1920-21.
 (b) Duty was collected on Rs 20,40,025 in 1921-22.

No. 13—continued

ARTICLES, AND COUNTRIES OF CONSIGNMENT; ALSO SHARE OF EACH PROVINCE	QUANTITY					VALUE				
	1919-20	1920-21	1921-22	1922-23	1923-24	1919-20	1920-21	1921-22	1922-23	1923-24
Glass and Glassware—continued										
Bottles and Phials—continued						R	R	R	R	R
Total Bottles and Phials—	Gross.	Gross.	Gross.	Gross.	Gross.					
United Kingdom	28,177	51,735	42,710	51,518	51,821	8,17,870	22,29,530	16,06,501	14,42,858	12,67,106
Aden and Dependencies	607	555	251	20	..	6,770	5,000	3,071	491	..
Mesopotamia*	—	—	162	68	65	—	—	1,344	497	827
Ceylon	1,614	852	559	664	407	12,310	7,180	6,818	12,228	4,138
Straits Settlements (including Labuan)	16,884	15,316	11,464	10,434	7,377	1,30,550	1,70,820	1,07,504	69,807	71,150
Hongkong	1,249	1,553	1,267	1,368	487	2,280	4,450	4,710	4,013	1,169
Mauritius and Dependencies	35	1,240
Kenya Colony	315	335	268	250	130	5,800	4,690	4,889	1,407	652
Western Australia	1
Victoria	52	3	9	2,845	65	240
New South Wales	15	1	48	120	10	2,113
Queensland Australian Commonwealth	20	1,149	..
(Total)	75	..	52	24	57	720	..	2,345	1,275	2,353
Other British Possessions	10	20	46	..	2	60	180	379	6	25
TOTAL BRITISH EMPIRE	48,906	70,366	56,579	64,382	70,346	9,76,800	24,30,050	17,38,052	15,52,473	13,47,720
Sweden	588	47	8	8	..	16,520	1,550	300	223	..
Norway	248	1	8,280	5
Germany	71	10,821	23,126	69,067	106,026	1,400	3,84,480	4,63,951	8,50,338	10,73,859
Netherlands	109	584	5	10	201	7,210	23,690	36	138	338
Belgium	501	1,282	889	2,042	2,496	18,500	40,600	17,863	25,533	19,456
Spain	1	3,200	50	1,213
Austria	32	335	1,454	7,872	..
Hungary	17	670
Turkey, Asiatic
Persian Gulf	243	487	1,730	4,310
China (exclusive of Hongkong and Macao)	1	173	9	1,334
Japan	204,137	236,547	174,453	100,692	248,550	19,10,190	24,34,860	10,95,479	11,10,655	10,08,180
United States of America—										
Via Atlantic Coast	18,022	24,755	7,231	11,516	2,562	73,550	1,44,350	50,323	42,980	24,022
" Pacific "	35	3	..	3	..	490	50	..	145	..
Other Foreign Countries	16	119	11	50	106	200	1,490	422	332	2,135
TOTAL FOREIGN COUNTRIES	223,673	274,940	215,756	2,74,604	363,328	20,29,840	30,26,120	16,29,868	20,37,625	21,31,498
Share of Bengal	83,877	123,327	94,593	120,690	160,933	10,45,880	17,24,860	10,39,315	16,44,001	10,27,334
" Bombay	122,852	147,142	110,122	119,397	169,356	13,03,240	20,35,710	11,73,404	13,23,376	12,22,463
" Sind	3,622	17,258	9,820	11,724	13,025	1,36,380	5,35,080	4,09,367	3,49,164	3,69,459
" Madras	20,081	25,248	25,965	27,227	49,647	2,06,400	4,72,650	3,48,404	4,12,327	4,33,524
" Burma	27,247	31,533	31,930	53,378	49,603	3,14,730	6,22,470	4,06,440	4,61,240	4,26,436
TOTAL	272,570	345,305	272,535	339,085	433,674	30,06,640	54,50,770	38,67,930	35,00,098	34,76,216
Funnels, globes, and glass parts of lamps (III. H)—										
United Kingdom	—	—	—	—	—	94,910	2,56,770	1,77,349	1,06,133	67,352
Straits Settlements (including Labuan)	—	—	—	—	—	4,530	4,060	2,830	871	1,206
Hongkong	—	—	—	—	—	970	2,480	986	269	254
New Zealand	—	—	—	—	—	..	1,500
Other British Possessions	—	—	—	—	—	160	280	116	738	376
TOTAL BRITISH EMPIRE	—	—	—	—	—	1,00,570	2,65,070	1,81,781	1,08,031	69,190
Sweden	—	—	—	—	—	4,290	31,140	2,315	1,590	1,273
Norway	—	—	—	—	—	7,080	389
Denmark	—	—	—	—	—	1,050	1,103
Germany	—	—	—	—	—	1,610	55,320	5,21,364	12,37,932	10,08,119
Netherlands	—	—	—	—	—	..	5,880	585	130	7,129
Belgium	—	—	—	—	—	17,390	1,21,740	18,894	43,901	91,854
France	—	—	—	—	—	1,700	1,580	8,849	385	4,584
Italy	—	—	—	—	—	..	1,420	3,088	10,190	5,859
Austria	—	—	—	—	—	18,710	81,067	60,163
Hungary	—	—	—	—	—
Czechoslovakia*	—	—	—	—	—	21,327	1,00,166	43,306
Japan	—	—	—	—	—	16,24,210	10,99,290	7,40,391	4,09,521	2,81,613

* Included in Turkey, Asiatic prior to 1921-22.

ARTICLES, AND COUNTRIES OF CONSIGNMENT; ALSO WARE OF EACH PROVINCE	QUANTITY					VALUE				
	1919-20	1920-21	1921-22	1922-23	1923-24	1919-20	1920-21	1921-22	1922-23	1923-24
	R	R	R	R	R	R	R	R	R	R
Glass and Glassware—										
<i>contd.</i>										
<i>Funnels, globes, and glass parts of lamps (III. H)—continued</i>										
United States of America—										
<i>Via Atlantic Coast</i>	—	—	—	—	—	1,31,670	2,40,070	1,30,192	2,07,633	2,07,711
<i>" Pacific "</i>	—	—	—	—	—	20	1,080	1,105	72	—
Other Foreign Countries	—	—	—	—	—	50	680	422	427	—
TOTAL FOREIGN COUNTRIES	—	—	—	—	—	17,89,080	15,75,840	14,71,651	21,50,914	10,63,2
<i>Share of Bengal</i>	—	—	—	—	—	7,02,820	7,73,310	6,31,092	7,69,039	4,82,4
<i>" Bombay</i>	—	—	—	—	—	8,98,800	7,59,900	6,74,577	10,87,918	7,01,2
<i>" Sind</i>	—	—	—	—	—	22,410	91,200	77,694	1,39,474	2,25,4
<i>" Madras</i>	—	—	—	—	—	83,130	1,07,290	72,346	1,51,492	2,40,0
<i>" Burma</i>	—	—	—	—	—	1,82,490	1,09,810	1,94,823	1,10,981	83,2
TOTAL	—	—	—	—	—	16,89,650	18,41,510	16,53,432	22,58,945	17,32,4
Scientific glassware (III. H)—										
United Kingdom	—	—	—	—	—	30,820	1,05,250	97,553	88,413	50,0
Other British Possessions	—	—	—	—	—	80	450	34	146	—
TOTAL BRITISH EMPIRE	—	—	—	—	—	30,900	1,05,700	97,587	88,559	51,0
Germany	—	—	—	—	—	—	37,550	26,416	49,841	1,00,1
Belgium	—	—	—	—	—	—	2,420	—	—	—
France	—	—	—	—	—	—	—	—	10,743	2,1
Switzerland	—	—	—	—	—	—	—	—	7,724	—
Italy	—	—	—	—	—	—	—	—	134	2,1
Austria	—	—	—	—	—	—	—	—	—	1,1
Hungary	—	—	—	—	—	—	—	—	—	—
Japan	—	—	—	—	—	14,800	54,120	36,151	61,593	27,1
United States of America—										
<i>Via Atlantic Coast</i>	—	—	—	—	—	3,680	14,100	3,933	12,802	2,1
Other Foreign Countries	—	—	—	—	—	—	—	—	17	—
TOTAL FOREIGN COUNTRIES	—	—	—	—	—	18,480	1,08,280	66,500	1,42,854	1,37,1
<i>Share of Bengal</i>	—	—	—	—	—	25,460	48,890	46,314	60,416	37,1
<i>" Bombay</i>	—	—	—	—	—	6,370	59,110	59,328	86,502	34,1
<i>" Sind</i>	—	—	—	—	—	6,720	76,650	36,694	46,173	82,1
<i>" Madras</i>	—	—	—	—	—	8,650	23,990	24,112	26,125	20,1
<i>" Burma</i>	—	—	—	—	—	8,120	5,940	6,642	18,203	13,1
TOTAL	—	—	—	—	—	55,380	2,13,080	1,64,087	2,31,413	1,88,1
Sheet and Plate* (III. H)—										
United Kingdom	4,736,524	4,324,502	2,561,257	2,166,857	2,471,760	17,69,830	27,52,000	14,06,597	13,34,432	11,48
Ceylon	142,587	7,503	1,573	1,624	160	53,130	3,790	1,127	1,764	—
Canada—										
<i>Via Atlantic Coast</i>	29,100	—	—	—	—	7,980	—	—	—	—
Other British Possessions	8,295	978	90	248	25	410	330	55	—	—
TOTAL BRITISH EMPIRE	4,911,456	4,332,983	2,562,920	2,168,729	2,471,946	18,85,850	27,56,120	14,07,770	13,36,196	11,48
Germany	—	54,750	319,103	182,331	268,952	—	30,530	88,813	57,608	—
Netherlands	15,000	800	—	430	3,071	3,880	1,720	—	—	—
Belgium	4,738,840	12,275,939	10,012,436	15,890,484	14,160,127	9,83,950	41,05,020	22,36,443	22,54,233	20,5
France	180	—	—	1,804	—	300	—	—	1,814	—
Czechoslovakia	—	—	—	—	1,280	—	—	—	—	—
Japan	1,950,766	389,264	—	—	—	5,56,500	1,25,720	—	—	—
United States of America—										
<i>Via Atlantic Coast</i>	599,758	108,814	688	1,699	—	2,20,110	91,970	1,572	2,167	—
Other Foreign Countries	—	—	100	300	—	—	—	—	200	—
TOTAL FOREIGN COUNTRIES	7,313,589	12,919,567	10,332,387	16,077,048	14,434,321	17,04,090	48,54,000	24,26,986	28,55,514	21,4
<i>Share of Bengal</i>	3,451,849	6,311,362	3,733,050	6,649,421	6,236,422	9,37,890	21,31,810	9,79,317	9,48,112	8,1
<i>" Bombay</i>	5,537,956	9,143,582	4,711,055	6,739,248	6,107,103	16,92,280	28,96,320	10,48,787	15,54,171	16,1
<i>" Sind</i>	1,014,144	1,386,814	2,325,276	2,440,767	1,974,878	2,83,100	4,26,060	4,30,175	3,73,523	1,1
<i>" Madras</i>	1,309,453	1,768,321	1,110,541	2,069,985	2,063,214	3,08,810	5,06,870	3,12,925	2,20,436	3,1
<i>" Burma</i>	911,593	1,641,961	1,015,394	1,335,356	1,224,650	3,78,460	7,60,220	4,23,603	3,95,258	3,1
TOTAL	12,224,995	17,252,550	12,895,316	18,265,777	16,556,261	36,00,540	71,11,080	37,94,707	36,91,800	32,1

* Shown in "square feet" from 1922-23.

No. 13—continued

ARTICLES AND COUNTRIES OF CONSIGNMENT; ALSO SHARE OF EACH PROVINCE	QUANTITY					VALUE				
	1919-20	1920-21	1921-22 ^a	1922-23	1923-24	1919-20	1920-21	1921-22	1922-23	1923-24
						R	R	R	R	R
Glass and Glassware— continued Tableware (including de- canters, tumblers, etc.) (III. H)—										
United Kingdom	—	—	—	—	—	59,600	2,21,840	1,71,160	1,12,009	78,872
Other British Possessions	—	—	—	—	—	630	1,310	116	442	516
TOTAL BRITISH EMPIRE	—	—	—	—	—	60,230	2,23,150	1,71,286	1,13,147	79,388
Sweden	—	—	—	—	—	18,200	41,700	6,040	6,148	5,565
Norway	—	—	—	—	—	..	20	..	8,335	272
Germany	—	—	—	—	—	..	31,920	55,696	1,18,217	2,01,994
Netherlands	—	—	—	—	—	110	50,660	9,085	404	15,634
Belgium	—	—	—	—	—	9,320	1,20,080	52,009	86,322	1,37,663
France	—	—	—	—	—	650	100	3,072	6,743	4,703
Italy	—	—	—	—	—	..	700	6,830	5,032	956
Austria	—	—	—	—	—	770	2,620	3,028	7,505	5,568
Hungary	—	—	—	—	—
Czechoslovakia	—	—	—	—	—	26,241	8,028
Persia	—	—	—	—	—	..	1,700	35	..	20
China (exclusive of Hongkong and Macão)	—	—	—	—	—	50	2,004	..
Japan	—	—	—	—	—	15,40,550	10,28,760	14,18,400	6,68,077	5,56,200
United States of America— <i>Vid Atlantic Coast</i>	—	—	—	—	—	6,770	48,670	8,021	3,866	6,551
Other Foreign Countries	—	—	—	—	—	..	110	414	5	298
TOTAL FOREIGN COUNTRIES	—	—	—	—	—	15,85,480	13,22,170	15,63,708	9,38,954	9,13,461
<i>Share of Bengal</i>	—	—	—	—	—	4,96,050	4,06,420	3,21,190	2,81,601	2,39,207
<i>Bombay</i>	—	—	—	—	—	2,47,160	7,32,110	10,29,972	4,21,003	4,17,967
<i>Sind</i>	—	—	—	—	—	19,770	1,51,640	99,012	1,35,302	1,64,969
<i>Madras</i>	—	—	—	—	—	22,780	37,220	39,725	46,921	50,410
<i>Burma</i>	—	—	—	—	—	1,69,910	1,68,990	2,45,094	1,69,168	1,50,296
TOTAL	—	—	—	—	—	16,45,860 ^(a)	15,45,820	17,34,993	10,62,065 ^(a)	10,22,849 ^(a)
Other Glassware (III. H)—										
United Kingdom	—	—	—	—	—	4,43,090	10,24,800	9,02,401	6,25,123	5,28,478
Ceylon	—	—	—	—	—	5,040	6,060	7,510	4,588	4,443
Straits Settlements (includ- ing Labuan)	—	—	—	—	—	8,830	7,140	8,633	5,832	11,541
Hongkong	—	—	—	—	—	4,240	520	1,746	2,044	1,488
Mauritius and Dependencies	—	—	—	—	—	..	80	1,226
South Australia (including Northern Territory)	—	—	—	—	—	275
Victoria	—	—	—	—	—	126	747	710
New South Wales	—	—	—	—	—	2,710	222
<i>Australian Commonwealth (Total)</i>	—	—	—	—	—	2,710	..	401	747	932
Other British Possessions	—	—	—	—	—	530	1,210	2,054	1,388	405
TOTAL BRITISH EMPIRE	—	—	—	—	—	4,64,440	10,99,760	9,24,070	6,39,672	5,47,287
Sweden	—	—	—	—	—	4,880	22,900	1,736	5,673	2,068
Germany	—	—	—	—	—	..	1,48,330	3,24,581	5,29,884	5,41,229
Netherlands	—	—	—	—	—	3,510	51,520	21,598	4,420	15,017
Belgium	—	—	—	—	—	21,570	2,64,110	61,427	60,272	1,48,018
France	—	—	—	—	—	4,590	9,080	13,305	25,583	44,868
Switzerland	—	—	—	—	—	940	740	..	275	2,130
Italy	—	—	—	—	—	18,220	66,710	27,305	30,844	24,233
Austria	—	—	—	—	—	4,680	35,470	27,127	37,733	19,335
Hungary	—	—	—	—	—
Czechoslovakia	—	—	—	—	—	30	3,510	50	5	30
Persia	—	—	—	—	—	380	100	33	4,594	..
Java	—	—	—	—	—
China (exclusive of Hong- kong and Macão)	—	—	—	—	—	56,660	14,600	24,567	33,841	17,571
Japan	—	—	—	—	—	10,28,840	16,25,520	5,75,249	8,68,441	8,23,637
United States of America— <i>Vid Atlantic Coast</i>	—	—	—	—	—	1,64,450	1,16,410	95,567	72,742	59,973
<i>Pacific</i>	—	—	—	—	—	1,590	3,610	873	345	336
Other Foreign Countries	—	—	—	—	—	200	770	963	562	718
TOTAL FOREIGN COUNTRIES	—	—	—	—	—	23,10,540	23,53,980	11,95,925	17,26,458	17,33,560

(a) Duty was collected on R16,45,810 in 1919-20, on R10,51,932 in 1922-23 and on R10,22,381 in 1923-24.

No. 13—continued

ARTICLES, AND COUNTRIES OF CONSIGNMENT; ALSO SHARE OF EACH PROVINCE	QUANTITY					VALUE				
	1919-20	1920-21	1921-22	1922-23	1923-24	1919-20	1920-21	1921-22	1922-23	1923-24
Glass and Glassware —concluded						R	R	R	R	R
Other Glassware (III H)— continued										
Share of Bengal	—	—	—	—	—	7,72,620	11,80,400	6,72,960	7,73,009	9,08,32
" Bombay	—	—	—	—	—	17,40,240	18,61,380	12,32,741	13,12,636	10,95,31
" Sind	—	—	—	—	—	11,350	68,370	47,102	50,986	54,71
" Madras	—	—	—	—	—	81,390	1,67,450	85,132	95,257	99,74
" Burma	—	—	—	—	—	69,350	1,81,200	81,010	1,37,793	1,22,41
TOTAL	—	—	—	—	—	26,74,980(b)	34,58,740(b)	21,19,895	23,69,130(b)	22,80,847
Total value of Glass and Glassware—										
United Kingdom	—	—	—	—	—	32,25,360	66,67,060	44,85,809	37,35,230	31,55,31
Aden and Dependencies	—	—	—	—	—	11,420	6,370	3,102	656	25
Mesopotamia*	—	—	—	—	—	—	—	2,037	899	1,31
Ceylon	—	—	—	—	—	76,620	17,900	15,609	10,482	9,41
Straits Settlements (including Labuan)	—	—	—	—	—	1,45,710	1,94,290	1,27,155	96,956	84,61
Hongkong	—	—	—	—	—	69,280	14,460	26,020	11,648	9,56
Egypt †	—	—	—	—	—	60	280	634	4,611	..
Zanzibar and Pemba	—	—	—	—	—	1,880	280	164	525	..
Kenya Colony	—	—	—	—	—	5,910	4,720	5,089	1,492	1,00
Mauritius and Dependencies	—	—	—	—	—	1,240	160	1,226
Canada— Via Atlantic Coast	—	—	—	—	—	7,980
Western Australia	—	—	—	—	—	1
South Australia (including Northern Territory)	—	—	—	—	—	275	..	5
Victoria	—	—	—	—	—	..	100	2,989	820	91
New South Wales	—	—	—	—	—	2,830	..	55	167	2,31
Queensland	—	—	—	—	—	1,143	..
Australian Commonwealth (Total)	—	—	—	—	—	2,830	100	3,320	2,130	3,31
New Zealand	—	—	—	—	—	..	1,500
Other British Possessions	—	—	—	—	—	500	610	503	248	20
TOTAL BRITISH EMPIRE	—	—	—	—	—	35,48,790	69,07,670	46,21,318	39,73,877	32,65,31
Sweden	—	—	—	—	—	43,950	97,360	10,391	13,629	8,92
Norway	—	—	—	—	—	7,090	8,300	965	10,690	1,24
Denmark	—	—	—	—	—	1,110	1,10
Germany	—	—	—	—	—	8,010	20,82,420	31,44,881	44,33,825	43,09,37
Netherlands	—	—	—	—	—	84,360	1,65,220	39,369	6,160	43,44
Belgium	—	—	—	—	—	10,50,730	46,67,290	23,86,702	25,36,486	24,53,48
France	—	—	—	—	—	10,300	1,19,240	40,122	92,203	98,9
Spain	—	—	—	—	—	21,450	1,23,370	73,067	46,198	19,34
Switzerland	—	—	—	—	—	940	1,320	286	7,999	59,13
Italy	—	—	—	—	—	3,25,470	10,44,350	4,59,437	10,17,867	6,20,72
Austria	—	—	—	—	—	6,82,300	43,26,700	5,59,488	9,51,764	6,77,97
Hungary	—	—	—	—	—	6,851	..
Czechoslovakia	—	—	—	—	—	..	14,360	15,38,321	40,33,800	42,18,21
Turkey, Asiatic	—	—	—	—	—	800
Red Sea	—	—	—	—	—	..	1,740
Persian Gulf	—	—	—	—	—	1,960	8,060
Persia	—	—	—	—	—	60	5,350	85	302	6
Java	—	—	—	—	—	440	220	271	4,698	23
China (exclusive of Hongkong and Macao)	—	—	—	—	—	9,42,890	4,73,510	4,69,585	5,73,388	4,08,56
Japan	—	—	—	—	—	1,27,02,910	1,31,07,780	86,07,024	80,04,650	80,83,32
Egypt †	—	—	—	—	—	87
United States of America— Via Atlantic Coast	—	—	—	—	—	6,00,230	6,52,460	2,89,861	3,44,429	3,03,21
" Pacific "	—	—	—	—	—	2,100	4,770	1,478	562	34
Other Foreign Countries	—	—	—	—	—	850	300	631	851	19
TOTAL FOREIGN COUNTRIES	—	—	—	—	—	1,61,32,150	2,62,54,150	1,76,28,114	2,20,86,350	2,13,08,34
Share of Bengal	—	—	—	—	—	64,15,390	1,01,89,210	72,06,388	83,41,134	89,04,39
" Bombay	—	—	—	—	—	1,10,04,140	1,79,80,950	1,09,71,797	1,29,90,921	1,16,56,72
" Sind	—	—	—	—	—	5,25,080	15,75,080	13,03,560	13,43,983	14,76,63
" Madras	—	—	—	—	—	7,97,030	20,54,930	13,01,613	19,03,161	22,24,73
" Burma	—	—	—	—	—	12,39,300	19,61,650	14,06,061	13,81,028	12,12,24
TOTAL	—	—	—	—	—	1,99,80,940	3,37,61,820	2,22,49,432	2,59,90,227	2,45,74,23

* Included in Turkey, Asiatic prior to 1921-22.
 † Shown as a Foreign Country from 1923-24.
 (b) Duty was collected on Rs20,74,640 in 1919-20, on Rs4,51,100 in 1920-21, on Rs3,68,570 in 1922-23 and on Rs2,80,547 in 1923-24

No. 13—continued

ARTICLES, AND COUNTRIES OF CONSIGNMENT; ALSO SHARE OF EACH PROVINCE	QUANTITY					VALUE				
	1919-20	1920-21	1921-22	1922-23	1923-24	1919-20	1920-21	1921-22	1922-23	1923-24
Glue (III. V) (a)—										
	Cwts.	Cwts.	Cwts.	Cwts.	Cwts.	R	R	R	R	R
United Kingdom	—	5,038	4,887	8,422	9,730	—	1,007,110	1,76,895	2,85,347	3,60,174
Aden and Dependencies	—	33	—	3,282
Straits Settlements (including Labuan)	—	8	20	..	2	—	750	1,518	54	215
Hongkong	—	402	512	564	256	—	28,110	30,471	28,040	13,200
Zanzibar and Pemba	—	7	16	—	700	2,000
Other British Possessions	—	1	1	..	1	—	30	99	124	82
TOTAL BRITISH EMPIRE	—	5,461	5,388	8,986	10,022	—	2,20,900	2,10,483	3,13,574	3,77,041
Germany	—	..	30	139	216	—	..	1,539	5,581	8,745
Netherlands	—	100	—	3,215
Belgium	—	64	90	313	466	—	4,940	4,340	12,134	14,403
Switzerland	—	5	65	..	13	—	590	8,603	..	1,297
Italy	—	337	..	100	10	—	29,710	..	5,473	300
China (exclusive of Hongkong and Macao)	—	192	299	213	76	—	15,650	19,291	12,307	3,540
Japan	—	2	95	17	659	—	220	7,284	991	50,036
German East Africa	—	132	—	3,800
United States of America—										
<i>Vid Atlantic Coast</i>	—	483	10	8	9	—	44,790	3,722	1,809	1,435
<i>" Pacific</i>	—	—	12
Other Foreign Countries	—	2	1	23	27	—	190	100	788	813
TOTAL FOREIGN COUNTRIES	—	1,217	590	813	1,867	—	1,20,950	44,879	39,173	84,315
<i>Share of Bengal</i>	—	1,336	2,655	4,361	5,302	—	94,910	1,23,733	1,75,930	2,59,034
<i>" Bombay</i>	—	2,430	1,730	2,369	4,200	—	1,07,120	71,124	73,848	1,28,118
<i>" Sind</i>	—	119	79	304	246	—	9,700	4,750	11,405	8,296
<i>" Madras</i>	—	1,046	385	789	857	—	76,460	27,215	35,371	31,128
<i>" Burma</i>	—	1,238	1,126	1,976	1,284	—	52,670	28,535	55,993	34,482
TOTAL	—	6,668	5,976	9,799	11,889	—	3,39,850	2,65,362	3,62,747	4,61,356
Grain, Pulse, and Flour—										
<i>Barley (I. C)—</i>										
United Kingdom	Tons	Tons	Tons	Tons	Tons	30	120	..	887	1,728
Mesopotamia *	406	90,074	..
Other British Possessions	310	190	160	597	297
TOTAL BRITISH EMPIRE	408	4	340	280	160	12,368	2,025
Netherlands	3	1,175
Turkey, Asiatic
<i>Persian Gulf</i>	241	25,460
Mascat Territory and Trucial Oman	2	..	21	440	..	2,830	..
Japan	15
Italian East Africa (Somaliland and Eritrea)	66	9,558
TOTAL FOREIGN COUNTRIES	241	2	66	21	3	25,460	440	9,558	2,830	1,190
<i>Share of Bombay</i>	212	..	66	427	..	21,130	10	9,553	93,750	43
<i>" Sind</i>	29	2	4,350	440	..	54	..
<i>" Madras</i>	1	1	4	605	2,470
<i>" Burma</i>	1	..	316	270	163	889	297
TOTAL	241	2	66	429	7	25,700(b)	720(b)	9,727(b)	95,198(b)	3,216
Beans (dry) (I. C)—										
United Kingdom	Tons	Tons	Tons	Tons	Tons	3,710	1,390	1,012	1,885	2,487
Aden and Dependencies	7	1,125	56	66
Mesopotamia *	41	60	11	8,178	12,963
Ceylon	1	19	5	1	..	10	2,050	839	244	..
Straits Settlements (including Labuan)	50	28	47	5	2	5,100	4,120	7,647	1,150	297
Hongkong	540	129	319	220	292	1,24,030	26,350	46,650	37,273	55,815
Kenya Colony	25	4,760
Mauritius and Dependencies	3	1,127	..
Other British Possessions	4	..	1	1	..	780	20	180	162
TOTAL BRITISH EMPIRE	598	182	465	284	361	1,32,850	35,590	62,084	50,093	72,195

(a) Separately recorded from 1920-21.

(b) Duty was collected on R 20 in 1919-20, on R 710 in 1920-21, on R 355 in 1921-22 and on R 1,404 in 1922-23.

† Shown as "Tanganyika Territory" under the British Empire from 1921-22.

* Included in Turkey, Asiatic prior to 1921-22.

No. 13—continued

ARTICLES, AND COUNTRIES OF CONSIGNMENT; ALSO SHARE OF EACH PROVINCE	QUANTITY					VALUE				
	1919-20	1920-21	1921-22	1922-23	1923-24	1919-20	1920-21	1921-22	1922-23	1923-24
	Tons	Tons	Tons	Tons	Tons	Rs.	Rs.	Rs.	Rs.	Rs.
Grain, Pulse, and Flour— <i>continued</i>										
Beans (dry) (I. C)— <i>continued</i>										
Persia	6	1,422	40
China (exclusive of Hong-kong and Macao)	178	10	14	69	45	42,770	1,740	2,281	16,815	10,300
Japan	102	..	1	..	2	27,480	630	594	58	630
Portuguese East Africa	4	175	933	67	5	1,620	32,900	1,85,080	11,965	805
German East Africa*	15	—	—	—	..	2,250	—	—	—
United States of America— via Atlantic coast †	1	..	140	154	778	1,571
" Pacific	20	34	471
Other Foreign Countries	4	..	80	20	122	929	..
TOTAL FOREIGN COUNTRIES	284	200	948	140	53	71,950	37,740	1,88,251	32,001	13,820
Share of Bengal	359	6	1	94,910	350	373
" Bombay	308	196	968	188	103	79,240	37,840	1,92,753	41,834	24,274
" Sind	1	310	63
" Madras	19	10	2	5	..	3,220	1,165	306	1,250
" Burma	213	167	375	233	305	30,650	32,270	56,417	39,294	60,061
TOTAL	880	382	1,353	430	414	2,04,800(a)	73,380(a)	2,50,335(a)	82,094(a)	86,021(a)
Grain (I. C)—										
Aden and Dependencies	67	14,400	57	..
Ceylon	1	10	2	..	48	180	2,180	476	167	4,804
Straits Settlements (including Labuan)	3	21	..	35	..	680	2,550	11	3,323	65
Other British Possessions	7	2	41	..	1	1,140	280	240	50	372
TOTAL BRITISH EMPIRE	11	33	73	35	49	2,000	5,010	15,127	3,602	5,331
Portuguese East Africa	24	5,370	50
Italian East Africa (Somaliland and Eritrea)	178	186	81,780	40,725	..
Other Foreign Countries	14	88	133
TOTAL FOREIGN COUNTRIES	24	..	178	186	..	5,370	50	81,794	40,813	133
Share of Bengal	3	2	4	240	230	209	..	15
" Bombay	26	1	245	186	..	6,370	50	49,180	40,875	571
" Sind	4	1	900	160
" Madras	1	12	1	..	48	310	2,100	124	61	4,574
" Burma	2	16	1	35	..	650	2,680	408	3,479	119
TOTAL	35	33	251	221	49	7,870(b)	5,060(L)	49,921(b)	44,415(L)	5,409(b)
Grain and Pulse (I. C)—										
Mesopotamia†	124	17,311	41
Ceylon	691	56	10	1,31,654	6,471	..
Natal	18	3,712	..
Zanzibar and Pemba	16	..	580	17	..	2,460	..	98,690	12,950	..
Kenya Colony	258	15	9	..	1,460	44,308	1,800	855
Tanganyika Territory	2,582	2,318	526	4,71,714	4,00,897	59,640
Other British Possessions	2	..	2	210	..	370
TOTAL BRITISH EMPIRE	18	8	4,063	2,547	535	2,670	1,470	7,46,736	4,32,841	60,530

(a) Duty was collected on Rs. 25,560 in 1919-20, on Rs. 2,670 in 1920-21, on Rs. 6,417 in 1921-22, on Rs. 48,497 in 1922-23 and on Rs. 4,771 in 1923-24.
 (b) Duty was collected on Rs. 20 in 1919-20, on Rs. 300 in 1920-21 on Rs. 17 in 1921-22, on Rs. 628 in 1922-23 and on Rs. 414 in 1923-24.
 * Shown as "Tanganyika Territory" under the British Empire from 1921-22.
 † Included in Turkey, Ashkale prior to 1921-22.

No. 13—continued

ARTICLES, AND COUNTRIES OF CONSIGNMENT; ALSO SHARE OF EACH PROVINCE	QUANTITY					VALUE				
	1919-20	1920-21	1921-22	1922-23	1923-24	1919-20	1920-21	1921-22	1922-23	1923-24
Grain, Pulse, and Flour —continued						R	R	R	R	R
<i>Jowar and Bajra (I. C.)</i> — continued	Tons	Tons	Tons	Tons	Tons					
Turkey, Asiatic	—	—	..	—	173	—	—	17,630
Persian Gulf	6,120	..	—	—	—	11,81,960	..	—	—	—
Portuguese East Africa	85	15	1	19,230	1,510	180
Other Foreign Countries	50	..	38	36	125
TOTAL FOREIGN COUNTRIES	6,105	15	1	..	173	12,01,240	1,510	218	36	17,755
<i>Share of, Bengal.</i>	1	220
“ <i>Bombay</i>	3,917	23	3,894	2,492	535	3,42,860	2,970	7,35,442	4,26,400	60,536
“ <i>Sind</i>	2,206	3,60,950
“ <i>Madras</i>	169	55	10	21,254	6,471	..
“ <i>Burma.</i>	173	33	6	17,755
TOTAL	6,123	23	4,064	2,647	708	12,03,910	2,080(a)	7,46,049(a)	4,32,877(a)	78,201
Oats (I. C.) —	Tons	Tons	Tons	Tons	Tons					
United Kingdom	275	..
Straits Settlements (Includ- ing Labuan)	18	3	3,425	454	..
Victoria	11	8	3,810	1,954
<i>Australian Commonwealth</i> (Total)	11	8	3,810	1,954
TOTAL BRITISH EMPIRE	..	11	26	3	3,810	5,379	729	..
<i>Share of Bengal</i>	3	1,650	..	305	..
“ <i>Bombay</i>	6	1,100
“ <i>Madras</i>	8	2,160
“ <i>Burma</i>	21	3	4,279	424	..
TOTAL	..	11	26	3	3,810	5,379(b)	729	..
Pulse (I. C.) —	Tons	Tons	Tons	Tons	Tons					
United Kingdom	10	8	4	2	8	3,770	3,880	3,055	1,380	2,947
Aden and Dependencies	31	100	28	127	140	9,640	24,910	6,204	16,732
Mesopotamia *	—	—	22	306	784	—	—	5,568	62,761	98,404
Ceylon	400	203	233	11	13	1,37,110	36,550	63,387	2,480	1,489
Straits Settlements (Includ- ing Labuan)	2,828	203	472	171	274	8,41,430	44,550	1,12,990	30,689	35,407
Hongkong	1,751	159	2	44	26	5,07,190	43,770	530	7,140	6,236
Zanzibar and Pemba	33	38	26	25	..	5,730	7,750	5,708	4,192	..
Kenya Colony	55	95	..	37	1	10,300	18,790	15	8,270	95
Tanganyika Territory	—	—	..	64	..	—	—	..	10,300	..
Victoria	0	1	2	9	16	830	360	783	3,398	5,251
New South Wales	3	1,175
<i>Australian Commonwealth</i> (Total)	6	1	2	9	19	830	360	783	3,398	6,456
Other British Possessions	4	7	8	..	1	440	560	1,824	..	212
TOTAL BRITISH EMPIRE	5,145	745	878	697	1,253	15,06,990	1,65,850	2,18,470	1,26,794	1,07,074
Italy	15	8	2,200	..
Turkey, Asiatic	—	—	—	—	560
Persian Gulf	70	..	—	—	—	29,650	50	—	—	—
Masrat Territory and Tru- cial Oman	16	3	1	2	35	4,950	650	159	880	4,172
Persia	2	59	30	670	7,055
Slam	20	2	..	4,400	300
China (exclusive of Hongkong and Macao)	5,972	452	793	460	286	18,93,950	1,15,310	2,34,713	1,25,033	55,538
Japan	165	4	4	2	3	51,230	1,580	2,551	1,128	1,402

* Included in Turkey, Asiatic prior to 1921-22.
(a) Duty was collected on R2,970 in 1920-21, on R253 in 1921-22, and on R10,854 in 1922-23.
(b) " " " " R4,279 in 1921-22.

No. 13—continued

ARTICLES, AND COUNTRIES OF CONSIGNMENT; ALSO SHARE OF EACH PROVINCE	QUANTITY					VALUE				
	1919-20	1920-21	1921-22	1922-23	1923-24	1919-20	1920-21	1921-22	1922-23	1923-24
						₹	₹	₹	₹	₹
Grain, Pulse, and Flour —continued										
Pulse (I. C.) —continued	Tons	Tons	Tons	Tons	Tons					
Portuguese East Africa	42	167	306	84	..	8,890	40,890	52,273	17,595	..
Other Foreign Countries	6	3	1	1	2	1,070	1,050	177	770	551
TOTAL FOREIGN COUNTRIES	6,280	649	1,165	572	387	10,89,540	1,64,080	2,90,471	1,47,676	60,024
Share of Bengal	1,490	76	309	37	88	4,80,650	19,680	83,084	8,993	10,564
„ Bombay	9,500	1,150	1,564	984	1,234	29,20,320	2,81,230	3,88,404	2,24,583	1,84,310
„ Sind	23	3	23	86	117	6,550	640	5,725	15,833	14,709
„ Madras	375	137	71	51	14	98,680	30,220	13,031	7,236	1,480
„ Burma	37	28	76	111	187	10,430	8,310	18,697	17,885	25,919
TOTAL	11,425	1,994	2,043	1,269	1,640	34,96,530(a)	3,29,880(a)	5,08,941(a)	2,74,470(a)	2,37,002
Rice in the husk (I. C.)	Tons	Tons	Tons	Tons	Tons					
TOTAL BRITISH EMPIRE	8	1	55	955	238
Java	2,000	3,13,027
Japan	4	1,563
Other Foreign Countries	..	2	1	..	100	190
TOTAL FOREIGN COUNTRIES	..	2	2,005	..	100	3,14,780
Share of Bengal	..	2	100
„ Bombay	2,001	3,14,700
„ Madras	8	1	55	941	228
„ Burma	1	14	90
TOTAL	..	2	..	8	2,006	..	100	55(b)	955(c)	3,15,018(c)
Rice not in the husk (I. C.)	Tons	Tons	Tons	Tons	Tons					
United Kingdom	23	7	2	1	12	6,080	4,280	1,477	251	2,760
Ceylon	11	10	17	22	30	2,160	2,170	3,902	3,570	4,905
Strait Settlements (including Labuan)	2	11	185	234	298	300	2,000	34,630	57,642	47,629
Hongkong	..	8	90	2,080	77	170	250
Cape of Good Hope	..	12	1,540
Natal	17	2	2,620	15	569
British West India Islands	15	1,247
Victoria	10	1	5	2,580	160	624
Australian Commonwealth (Total)	19	1	5	2,580	190	624
Fiji Islands	17	2,100
Other British Possessions	..	9	2	3	2	100	960	883	891	568
TOTAL BRITISH EMPIRE	72	53	243	260	344	13,930	13,170	44,958	62,539	56,681
Persia	5	2,255
Java	12	7	2	..	10,807	2,120	2,090	382	..	17,21,877
Siam	42	3	3	6,045	734	750
Japan	38	33	53	54	61	13,840	10,370	26,784	24,078	24,820
Madagascar	6	2,400	..	8
United States of America—										
Viz Atlantic Coast	10	1	1,120	45	255
Other Foreign Countries	2	1	..	1	4	370	810	185	365	1,038
TOTAL FOREIGN COUNTRIES	62	41	108	58	10,876	17,450	12,770	38,901	26,122	17,46,757

(a) Duty was collected on ₹4,71,950 in 1919-20, on ₹1,87,940 in 1920-21, on ₹1,01,781 in 1921-22, and on ₹83,634 in 1922-23.
 (b) Passed free of duty.
 (c) Duty was collected on ₹314 in 1922-23 and on ₹3,15,008 in 1923-24.

No. 13—continued

ARTICLES, AND COUNTRIES OF ORIGIN, ALSO SHARE OF EACH PROVINCE	QUANTITY					VALUE				
	1910-20	1920-21	1921-22	1922-23	1923-24	1910-20	1920-21	1921-22	1922-23	1923-24
Grain, Pulse, and Flour —continued						R	R	R	R	R
<i>Rice not in the husk (I. C.)</i> —continued	Tons	Tons	Tons	Tons	Tons					
Share of Bengal	59	40	47	6	29	8,530	7,680	11,392	4,531	9,054
„ Bombay	66	44	111	289	11,168	20,970	14,600	37,018	79,571	17,91,133
„ Sind	1	75	153
„ Madras	119	18	5	40	520	21,801	3,056	1,133
„ Burma	10	15	74	5	17	1,790	3,140	13,650	1,423	3,675
TOTAL	134	99	351	318	11,220	31,880(a)	25,940(a)	63,850(a)	88,061(a)	18,05,438
<i>Rice flour (I. C.)—</i>	Tons	Tons	Tons	Tons	Tons					
Ceylon	89	12,000	22
Other British Possessions	1	1	..	100	20	528	201	120
TOTAL BRITISH EMPIRE	..	89	1	1	..	100	12,080	550	201	120
TOTAL FOREIGN COUNTRIES	80	40
Share of Bombay	70	1	1	..	90	8,810	330	237	20
„ Madras	19	3,270	87
„ Burma	70	40	133	54	106
TOTAL	..	89	1	1	..	160(b)	12,120(b)	550(b)	291(b)	120
<i>Wheat (I. C.)—</i>	Tons	Tons	Tons	Tons	Tons					
Aden and Dependencies	33	9,600
Mesopotamia *	8,222	11,020	15,85,974	15,30,004
Ceylon	5	1,180	195
Straits Settlements (including Labuan)	1	1	6	2	..	20	170	1,196	285	..
Western Australia	6,294	..	86,450	988	..	11,71,970	..	1,84,56,055	1,62,575	..
South Australia (including Northern Territory)	39,327	..	1,47,612	2,162	..	72,11,860	..	3,05,50,308	3,54,449	..
Victoria	64,490	..	1,18,082	5,818	..	1,05,03,430	..	2,45,37,810	9,04,164	..
New South Wales	38,184	..	47,890	1,481	..	69,52,050	..	96,79,844	3,70,287	..
<i>Australian Commonwealth (Total)</i>	<i>148,296</i>	<i>..</i>	<i>400,034</i>	<i>9,949</i>	<i>..</i>	<i>2,58,39,310</i>	<i>..</i>	<i>8,32,26,007</i>	<i>17,31,475</i>	<i>..</i>
Other British Possessions	80
TOTAL BRITISH EMPIRE	148,296	6	400,078	18,173	11,026	2,58,39,410	1,350	8,32,35,398	33,67,734	15,30,981
Turkey, Asiatic	1,428	1,02,733
Maskat Territory and Trucial Oman	8	2,250	..
Persia	7	..	60	10	..	1,260	..
Italian East Africa (Somaliland and Eritrea)	101	9	20,300	1,533	..
United States of America— Via Atlantic Coast	5,513	730	8	12,11,779	1,82,350	322
„ Pacific „	34,291	69,38,050
Other Foreign Countries	2	..	2	10	..	288	..	259
TOTAL FOREIGN COUNTRIES	39,907	754	1,438	70	10	81,71,326	1,87,393	1,93,314
Share of Bengal	27,239	..	113,378	188	8	50,00,640	..	2,38,91,461	36,612	322
„ Bombay	92,247	5	102,301	8,150	11,027	1,68,63,330	1,170	2,01,55,811	15,74,854	15,31,167
„ Sind	28,750	..	224,300	10,587	1	39,70,490	..	4,53,53,256	19,43,378	56
„ Madras	1	20	190
„ Burma	6	2	1,428	1,196	235	1,92,733
TOTAL	148,296	6	439,985	18,927	12,464	2,58,39,480(c)	1,360(c)	9,14,06,724(c)	35,55,127(c)	17,24,398
<i>Wheat flour in bags (I. C.)—</i>	Tons	Tons	Tons	Tons	Tons					
United Kingdom	39	53	8	3	5	12,200	17,740	2,930	1,292	930
Ceylon	1	2	20	109	209	880	470	9,600	19,420	18,114
Straits Settlements (including Labuan)	37	20	138	192	9	11,460	3,960	36,528	57,308	4,708
Hongkong	3	1,562	1,310	..	100	580	2,91,457	3,68,237	115
Egypt †	40	48	..
Western Australia	59	74	180	15,869	17,207	36,297
South Australia (including Northern Territory)	88	28,182

(a) Duty was collected on R70,890 in 1919-20, on R15,100 in 1920-21, on R42 in 1921-22 and on R15,648 in 1922-23.
(b) R70 in 1919-20, on R3,310 in 1920-21, on R133 in 1921-22 and on R20 in 1922-23.
(c) R50,60,650 in 1919-20, on R2,28,92,657 in 1921-22, but no duty in 1920-21 and on R4,53,636 in 1923-24.
* Included in Turkey, Asiatic prior to 1921-22.
† Shown as a Foreign Country from 1923-24.

No. 13—continued

ARTICLES, AND COUNTRIES OF CONSIGNMENT; ALSO SHARE OF EACH PROVINCE	QUANTITY					VALUE				
	1919-20	1920-21	1921-22	1922-23	1923-24	1919-20	1920-21	1921-22	1922-23	1923-24
	R	R	R	R	R	R	R	R	R	R
Grain, Pulse, and Flour —continued										
<i>Wheat flour in bags (I. C)</i> —continued	Tons	Tons	Tons	Tons	Tons					
Victoria	116	1	57	318	44	30,500	150	17,192	82,832	11,937
New South Wales	7	..	4	357	74	1,070	..	1,560	80,486	10,174
<i>Australian Commonwealth (Total)</i>	123	1	208	749	398	32,230	150	62,803	1,99,525	63,808
Other British Possessions	7	1	10	3	1	410	340	2,018	1,202	221
TOTAL BRITISH EMPIRE	207	80	1,955	2,366	522	67,280	23,220	3,77,451	6,37,032	88,256
Netherlands	10	3,425	..
Austria	278	4	72,450	1,413
Hungary
China (exclusive of Hong-kong and Shao)	3	..	2	349	..	950	..	671	92,932	..
Egypt †	15	3,305
Portuguese East Africa	44	13,080
Other Foreign Countries	3	1	..	1	5	1,210	310	125	833	1,311
TOTAL FOREIGN COUNTRIES	50	1	2	638	24	15,240	310	796	1,00,640	6,119
<i>Share of Bengal</i>	28	16	19	90	2	4,150	1,290	4,635	25,079	476
.. <i>Bombay</i>	131	57	90	190	200	36,650	18,550	25,253	44,475	41,126
.. <i>Sind</i>	50
.. <i>Madras</i>	1	..	22	109	208	380	90	7,329	19,460	18,062
.. <i>Burma</i>	99	8	1,826	2,615	136	31,340	3,550	3,41,030	7,17,058	34,691
TOTAL	257	81	1,967	3,004	540	72,520(a)	23,530(a)	3,79,247(a)	8,00,672(a)	94,375(a)
<i>Higher sorts (I. C)—</i>	Tons	Tons	Tons	Tons	Tons					
Mesopotamia*	10	9	18	1,129	1,000	1,698
Ceylon	145	899	419	402	..	24,210	1,10,888	48,861	35,203
Federated Malay States	5	1,120
Kenya Colony	47	20	30	7,450	2,750	4,565
Other British Possessions	1	8	700	380	118	47	2,311
TOTAL BRITISH EMPIRE	48	165	944	428	428	8,210	27,340	1,17,809	50,507	39,272
TOTAL FOREIGN COUNTRIES:	2	..	1	..	2	760	30	407	35	1,191
<i>Share of Bengal</i>	1	100	40	741
.. <i>Bombay</i>	48	20	32	9	24	8,470	4,380	4,005	1,644	3,137
.. <i>Sind</i>	1	..	70	..	1	140	..	1,208	..	300
.. <i>Madras</i>	1	136	898	419	402	320	23,260	1,10,015	48,861	35,203
.. <i>Burma</i>	8	..	2	..	230	1,188	7	917
TOTAL	50	165	945	428	430	8,970(b)	27,370(b)	1,18,216(b)	50,542(b)	40,303(b)

(a) Duty was collected on R35,430 in 1919-20, on R17,620 in 1920-21, on R3,65,665 in 1921-22, on R7,42,802 in 1922-23 and on R91,009 in 1923-24.
 (b) Duty was collected on R230 in 1919-20, on R28,190 in 1920-21, on R1,188 in 1921-22, on R1,844 in 1922-23 and on R34,743 in 1923-24.
 * included in Turkey, Asiatic prior to 1921-22.
 † Shown as a Foreign Country from 1923-24.

No. 13—continued

ARTICLES, AND COUNTRIES OF CONSIGNMENT; ALSO SHARE OF EACH PROVINCE	QUANTITY					VALUE				
	1919-20	1920-21	1921-22	1922-23	1923-24	1919-20	1920-21	1921-22	1922-23	1923-24
Grain, Pulse, and Flour— concluded Total Grain, Pulse, and Flour—	Tons	Tons	Tons	Tons	Tons	R	R	R	R	R
United Kingdom	79	70	17	12	36	26,590	27,680	8,860	5,970	12,065
Aden and Dependencies	1	31	222	28	127	380	9,640	49,773	6,699	16,798
Mesopotamia *	—	—	38	9,112	11,890	—	—	7,086	17,57,709	16,44,500
Ceylon	473	488	1,876	622	703	1,40,340	81,780	3,21,088	81,869	65,170
Straits Settlements (includ- ing Labuan)	2,918	284	807	645	584	8,59,220	57,690	1,98,044	1,61,306	88,440
Federated Malay States	9	2,205
Hongkong	2,292	299	1,893	1,533	313	6,31,680	72,890	3,08,801	4,13,212	63,187
Egypt †	290	108	..
Cape of Good Hope	1	16	1,890
Natal	80	1	1	18	4	3,440	320	157	3,767	1,133
Mauritius and Dependencies	1	8	60	1,130	..
Zanzibar and Pemba	48	38	606	44	2	8,190	7,750	1,04,433	7,484	337
Kenya Colony	103	127	313	52	10	17,790	23,780	53,658	10,070	950
Tanganyika Territory	—	—	2,532	2,382	531	—	—	4,71,714	4,11,197	60,382
British Guiana	14	3	1,420	206
British West India Islands	23	2,006
Western Australia	6,294	..	86,609	1,062	180	11,71,970	..	1,84,72,824	1,69,782	36,297
South Australia (including Northern Territory)	39,327	..	147,700	2,162	..	72,11,800	..	3,05,78,580	3,54,449	..
Victoria	64,681	14	118,154	5,645	60	1,05,37,400	4,580	2,45,58,419	9,90,394	16,618
New South Wales	58,191	..	47,894	1,838	77	69,53,720	..	96,81,404	4,59,773	17,349
Australian Commonwealth (Total)	148,443	14	400,257	10,707	317	2,58,74,959	4,580	8,32,91,227	19,74,398	79,264
Fiji Islands	23	1	3,756	236	..
Other British Possessions	8	1	1	1,120	..	222	240	307
TOTAL BRITISH EMPIRE	154,396	1,377	408,666	25,210	14,523	2,75,68,780	2,89,170	8,43,24,186	48,25,486	20,23,632
Netherlands	10	8	3,426	1,176
Italy	15	33	2,400	127
Austria	278	4	72,450	1,413
Hungary
Turkey, Asiatic	1,061	560	..	2,10,363
Persian Gulf	6,342	12,37,230	290
Mascat Territory and Tru- stal Oman	17	6	1	31	35	5,140	1,180	377	5,516	4,212
Persia	1	..	5	15	69	400	..	2,407	3,340	7,220
Java	16	10	2	..	12,813	3,530	2,660	431	..	20,36,223
Sum	20	42	3	8	50	4,420	6,945	757	1,514
China (exclusive of Hong- kong and Macão)	6,155	462	800	884	331	19,38,340	1,17,050	2,37,745	2,34,780	65,948
Japan	305	37	60	56	71	92,550	12,720	30,102	26,301	29,080
Egypt †	21	5,020
Portuguese East Africa	200	357	1,300	151	5	48,010	75,300	2,37,533	29,560	805
Madagascar	7	2,540	..	8
German East Africa	15
Italian East Africa (Somal- land and Eritrea)	345	195	64,638	42,258	..
United States of America— Via Atlantic Coast	14	..	5,514	730	10	1,800	140	12,12,262	1,83,258	2,148
“ Pacific ”	2	34,291	2	100	69,88,979	827	541
Other Foreign Countries	1	..	5	..	20	870	76	1,674	157
TOTAL FOREIGN COUNTRIES	13,050	910	42,376	2,376	14,961	83,27,130	2,17,030	87,34,717	6,06,546	21,65,994
Sea of Bengal	29,228	130	113,758	327	129	55,69,270	30,530	2,29,91,001	75,910	21,545
“ Bombay	106,453	1,577	109,277	12,916	26,295	2,05,03,370	3,70,110	2,15,89,752	25,28,223	29,51,327
“ Sind	31,023	5	224,333	10,674	121	43,43,380	1,130	4,83,65,189	19,59,648	15,475
“ Madras	378	330	1,290	663	690	99,650	54,040	1,75,755	85,887	66,655
“ Burma	364	245	2,324	3,065	2,249	75,240	50,390	4,37,190	7,81,363	3,36,393
TOTAL	167,446	2,287	451,042	27,585	29,184	3,08,00,910	5,06,260	9,35,58,903	54,32,031	43,80,620
Graphite crucibles (K. H.)—	Cwts.	Cwts.	Cwts.	Cwts.	Cwts.					
United Kingdom	2,767	3,493	707	2,032	4,924	85,210	1,90,850	58,492	1,57,096	9,35,100
Other British Possessions	100	12	930	422
TOTAL BRITISH EMPIRE	2,867	3,493	707	2,032	4,936	86,140	1,90,850	58,492	1,57,096	9,35,522
France	49	172	143	400	40	1,220	8,921	4,507	2,495
Japan	11,763
United States of America— Via Atlantic Coast	60	3	56	35	276	4,000	580	2,908	2,479	17,225
Other Foreign Countries	1	11	38	72	450	886
TOTAL FOREIGN COUNTRIES	60	52	229	189	753	4,180	1,750	11,901	7,436	32,410

* Included in Turkey, Asiatic prior to 1921-22.
† Shown as Tanganyika Territory under the British Empire from 1921-22.
‡ Shown as a Foreign Country from 1923-24.

ARTICLES, AND COUNTRIES OF CONSIGNMENT; ALSO SHARE OF EACH PROVINCE	QUANTITY					VALUE				
	1919-20	1920-21	1921-22	1922-23	1923-24	1919-20	1920-21	1921-22	1922-23	1923-24
Graphite crucibles (II. B) —continued.	Cwts.	Cwts.	Cwts.	Cwts.	Cwts.	R	R	R	R	R
Share of Bengal	210	271	805	2,655	..	14,020	16,126	56,490	1,64,991
„ Bombay	2,892	3,196	562	1,080	2,102	₹ 87,740	1,70,690	43,855	30,647	1,26,336
„ Sind	17	800
„ Madras	118	98	76	781	..	6,470	9,821	6,357	61,981
„ Burma	35	11	5	260	151	2,530	620	591	21,038	14,593
TOTAL	2,927	3,545	936	2,221	5,680	90,270	1,02,600	70,393	1,04,532	3,07,941
Gums and Resins—										
Arabic (II. D)—	Cwts.	Cwts.	Cwts.	Cwts.	Cwts.					
United Kingdom	22	6	87	31	14	710	460	1,733	1,148	970
Aden and Dependencies	8,808	3,192	5,481	1,740	2,233	3,06,390	80,480	1,88,146	37,762	64,761
Egypt†	20,312	602	1,913	279	—	6,45,820	15,000	81,816	5,637	—
Zanzibar and Pemba	250	11	3,170	..	790	..	325
Kenya Colony	143	..	124	1,539	222	4,500	..	2,822	34,089	6,342
Somaliand	82	..	108	..	14	2,400	..	2,867	..	279
Other British Possessions	8	..	15	280	9	809	..
TOTAL BRITISH EMPIRE	29,617	3,808	7,718	3,604	2,494	9,62,490	96,230	1,78,093	78,945	72,677
Turkey, Asiatic	888	368	26,180	11,170
Red Sea
Maskat Territory and Trucial Oman	1	..	41	48	10	40	..	1,167	1,200	262
Other Native States in Arabia	2	82	9	264	280	50	2,050	210	5,901	6,365
Japan	137	..	20	3,700	..	570	20	..
Egypt †	120	4,500
Portuguese East Africa	62	1,040
Italian East Africa (Somaliand and Britrea)	97	61	807	271	69	3,860	2,000	6,524	6,326	2,047
Other Foreign Countries	18	9	37	10	..	800	216	893	474
TOTAL FOREIGN COUNTRIES	1,125	524	438	620	489	33,810	15,910	9,717	14,840	13,648
Share of Bengal	195	91	64	393	289	6,480	2,980	1,621	8,752	8,877
„ Bombay	30,547	4,193	8,094	3,781	2,648	9,89,820	1,07,860	1,86,100	82,998	75,566
„ Sind	44	3	39	32	..	970	68	974	921
„ Madras	4	14	..	310	12	16	907
„ Burma	11	20	9	545	34
TOTAL	30,742	4,332	8,151	4,224	2,953	9,06,300	1,12,140	1,87,810	93,285	86,825
Benjamin (II. D)—	Cwts.	Cwts.	Cwts.	Cwts.	Cwts.					
United Kingdom	58	..	80	..	93	2,611
Aden and Dependencies	130	2,100
Ceylon	1	1	..	326	100	110	70	34	10,169	3,186
Straits Settlements (including Labuan)	16,244	9,896	19,224	20,139	19,888	7,50,700	4,24,000	8,12,787	8,24,883	8,22,021
Anglo-Egyptian Sudan	177	11,244	..
Other British Possessions	3	1	..	100	4	8	100
TOTAL BRITISH EMPIRE	16,245	9,899	19,224	20,642	20,186	7,50,900	4,25,030	8,12,825	8,46,397	8,33,018
Japan	1	..	34	40	..	1,076	..
Other Foreign Countries	2	..	23	..	3	70	..	811	..	61
TOTAL FOREIGN COUNTRIES	2	1	23	34	3	70	40	811	1,076	61
Share of Bengal	710	203	863	1,307	955	60,290	12,660	55,077	56,595	57,583
„ Bombay	8,591	4,736	9,520	10,906	10,379	4,38,390	2,43,430	4,53,269	4,96,907	4,73,581
„ Sind	14	..	26	48	..	950	..	733	1,852
„ Madras	5,387	4,561	8,034	7,620	7,987	2,36,480	1,48,600	2,75,933	2,63,144	2,66,289
„ Burma	659	377	810	767	820	25,810	19,340	29,357	31,094	33,774
TOTAL	16,247	9,891	19,247	20,676	20,186	7,50,970	4,25,070	8,13,036	8,47,473	8,33,070
Dammer (resins) (II. D)—	Cwts.	Cwts.	Cwts.	Cwts.	Cwts.					
United Kingdom	5,516	3	47,040	80	17
Ceylon	114	39	31	36	17	1,360	460	306	564	100
Straits Settlements (including Labuan)	26,758	40,142	58,29	33,406	48,365	2,68,020	2,35,180	5,06,647	2,66,944	3,02,515
Other British Possessions	16	3	150	30
TOTAL BRITISH EMPIRE	32,413	40,200	68,566	33,582	48,382	3,16,420	2,85,760	5,06,983	2,67,508	3,02,692
China (exclusive of Hongkong and Macao)	234	..	325	2,100	..	1,950
Other Foreign Countries	5	2	..	150	11
TOTAL FOREIGN COUNTRIES	234	5	325	..	2	2,100	150	1,950	..	11

† Shown as a Foreign Country from 1923-24.

No. 13—continued

ARTICLES, AND COUNTRIES OF CONSIGNMENT; ALSO SHARE OF EACH PROVINCE	QUANTITY					VALUE				
	1919-20	1920-21	1921-22	1922-23	1923-24	1919-20	1920-21	1921-22	1922-23	1923-24
Gums and Resins—continued										
Dammes (resins) (II. D)— continued	Cwts.	Cwts.	Cwts.	Cwts.	Cwts.	R	R	R	R	R
Share of Bengal	32,633	21,353	34,913	30,710	34,059	3,17,160	1,64,300	2,71,167	2,43,306	2,66,609
.. Bombay	34	900
.. Sind	19
.. Madras	114	1,460	3,672	2,892	1,902	1,350	14,560	37,312	24,262	22,431
.. Burma	17,368	30,306	..	12,433	10	1,06,160	2,00,454	..	73,753
TOTAL	32,647	40,205	68,891	33,532	48,384	3,18,520	2,85,910	5,08,933	2,67,608	3,62,703
Ulidanum or Frankincense (II. D)—	Cwts.	Cwts.	Cwts.	Cwts.	Cwts.					
Aden and Dependencies	13,639	4,316	12,804	12,110	9,705	2,10,600	61,870	1,74,714	1,85,446	1,68,100
Hongkong	672	97	6,870	1,260
Other British Possessions	1	12	20	185	2	..
TOTAL BRITISH EMPIRE	14,311	4,414	12,816	12,110	9,705	2,26,560	63,150	1,74,809	1,85,448	1,68,100
Turkey, Asiatic
Red Sea	1,293	11,270
Mascat Territory and Trucial Oman	3,754	7,076	5,690	8,938	11,679	40,830	82,250	70,940	1,26,168	1,86,240
Other Native States in Arabia	3,708	456	1,181	3,602	4,667	66,150	7,370	15,615	50,357	68,100
Persia	105	..	5	114	0	1,180	..	70	1,820	130
Japan	95	2,860
Italian East Africa (Somaliland and Eritrea)	487	622	544	60	88	7,060	8,660	5,555	1,225	1,192
TOTAL FOREIGN COUNTRIES	8,149	9,447	7,420	12,744	16,443	1,14,080	1,00,650	98,180	1,70,570	2,55,602
Share of Bengal	8	115
.. Bombay	22,460	13,861	20,230	24,833	26,140	3,40,620	1,72,700	2,73,003	3,64,996	4,23,947
.. Sind	6	1	78	20	..
.. Madras	2	..
.. Burma	20
TOTAL	22,460	13,861	20,236	24,854	26,148	3,40,640	1,72,700	2,73,079	3,65,018	4,24,062
Resin (II. D)—	Cwts.	Cwts.	Cwts.	Cwts.	Cwts.					
United Kingdom	4,519	10,592	6,973	4,322	3,939	1,40,670	3,23,780	1,61,953	73,786	65,043
Ceylon	24	122	2	440	1,970	28
Straits Settlements (including Labuan)	21	4,044	12	3,209	4,853	520	58,400	367	25,947	40,090
Hongkong	25	26	110	612	196	690	750	2,920	12,451	3,040
TOTAL BRITISH EMPIRE	4,589	15,684	7,095	8,143	9,040	1,42,320	3,84,990	1,65,180	1,11,284	98,216
Germany	4,355	11,811	61,503	1,57,832
Belgium	182	2,657
Turkey, European	7,240	2,16,190
Japan	859	98	30	..	28	29,660	2,740	674	..	414
Portuguese East Africa	39	1,570
United States of America— West Atlantic Coast	8,419	7,084	3,477	7,401	12,121	2,13,320	1,62,300	83,462	1,45,234	1,79,210
Other Foreign Countries	2	..	4	50	..	62	..
TOTAL FOREIGN COUNTRIES	9,317	14,424	3,507	11,760	24,142	2,44,570	3,81,280	84,136	2,00,893	3,40,113
Share of Bengal	5,532	8,269	6,708	10,794	19,480	1,76,660	2,32,420	1,79,418	1,97,999	2,83,049
.. Bombay	6,483	13,567	3,418	6,695	9,422	1,58,860	4,89,010	58,154	76,190	91,475
.. Sind	676	526	..	421	368	16,460	15,850	..	6,391	4,466
.. Madras	717	1,423	46	1,130	2,477	19,960	62,370	545	19,775	36,333
.. Burma	498	1,324	430	963	1,435	14,960	40,620	10,749	18,318	23,906
TOTAL	13,906	30,109	10,602	19,903	33,182	3,86,890	7,66,270	2,40,266	3,18,173	4,34,321

No. 13—continued

ARTICLES AND COUNTRIES OF CONSIGNMENT; ALSO SHARE OF EACH PROVINCE	QUANTITY					VALUE				
	1919-20	1920-21	1921-22	1922-23	1923-24	1919-20	1920-21	1921-22	1922-23	1923-24
Gums and Resins—						R	R	R	R	R
<i>continued</i>										
<i>Other sorts (II. D)—</i>	Cwts.	Cwts.	Cwts.	Cwts.	Cwts.					
United Kingdom	3,461	1,072	3,561	2,954	2,225	84,900	2,10,440	2,36,707	95,030	1,16,540
Aden and Dependencies	2,354	1,589	1,205	802	581	1,41,050	83,970	54,598	31,660	22,422
Mesopotamia*	—	—	82	08	111	—	—	14,884	4,520	20,030
Straits Settlements (including Labuan)	46,080	431	8,201	31,085	11,685	3,61,670	10,770	1,11,409	2,92,040	1,21,012
Hongkong	2	5	266	140	150	2	..	13,250
Egypt†	76	..	50	105	—	12,980	..	7,560	14,731	—
Zanzibar and Pemba	204	22	..	72	9	17,110	1,680	..	5,694	1,290
Kenya Colony	1,458	310	10	..	21	46,960	14,100	323	..	741
Somaliand	262	..	148	..	51	17,080	..	7,660	..	2,300
Victoria	105	6,135
<i>Australian Commonwealth (Total)</i>	105	6,135
New Zealand	20	1,446
Other British Possessions	14	..	7	10	..	460	..	408	370	..
TOTAL BRITISH EMPIRE.	53,981	4,029	13,369	35,126	15,002	6,83,340	3,21,110	4,39,681	4,14,054	3,02,088
Germany	1	82	80	6,885	84
Netherlands	2	899	..	100	14,761
Belgium	51	1,804
France	203	407	40	10	..	42,340	18,350	6,058	208	..
Italy	25	60	70	35	..	4,070	7,616	6,329	7,244
Austria	30	5,722
Hungary
Greece	25	89	70	3,654	11,785	10,365
Turkey, Asiatic
Persian Gulf	73	20	7,480	750
Mascat Territory and Trucial Oman	26	64	38	25	..	1,030	1,200	1,116	1,116	..
Other Native States in Arabia	59	195	25	107	50	4,540	4,260	847	1,400	1,020
Persia	31,250	16,243	12,000	24,318	2,560	13,20,070	5,64,530	4,28,760	5,12,121	55,144
Sumatra	27,800	3,96,672
Java	105	2,350
Japan	42	100	..	32	..	1,380	2,580	12	4,454	..
Egypt†	65	10,834
Italian East Africa (Somaliand and Eritrea)	50	25	182	3,440	1,100	2,511
United States of America—										
<i>Via Atlantic Coast</i>	89	2,332	11	5	54	7,930	70,600	838	246	3,185
Other Foreign Countries	9	12	23	400	780	270	11	..
TOTAL FOREIGN COUNTRIES	31,906	19,425	12,283	24,738	31,805	19,99,060	6,68,320	4,49,251	5,44,556	5,10,216
<i>Share of Bengal</i>	1,774	3,134	1,091	3,855	1,911	62,620	1,22,170	59,916	84,966	66,760
<i>Bombay</i>	47,636	19,544	23,056	34,385	34,335	17,67,810	8,45,860	7,81,179	7,24,731	6,26,326
<i>Sind</i>	89	180	151	67	20	1,360	2,770	15,215	6,543	1,402
<i>Madras</i>	5,495	471	1,176	816	2,443	67,690	16,280	29,788	28,268	50,793
<i>Burma</i>	30,893	25	149	20,741	8,098	2,03,820	2,350	2,334	1,44,111	57,053
TOTAL	85,887	23,434	25,652	59,864	46,807	20,83,300(a)	9,89,490(a)	8,83,932	9,88,009	8,12,334
Total Gums and Resins—	Cwts.	Cwts.	Cwts.	Cwts.	Cwts.					
United Kingdom	8,002	12,274	10,621	7,307	6,286	2,26,370	5,34,260	4,00,393	1,70,057	1,75,190
Aden and Dependencies	24,801	9,118	19,490	14,662	12,058	6,68,030	2,36,420	3,67,458	2,54,868	2,57,683
Mesopotamia*	—	—	94	100	114	—	—	15,069	4,591	20,039
Ceylon	39	162	34	375	119	1,010	2,440	840	10,992	3,374
Straits Settlements (including Labuan)	62,295	55,411	95,906	87,929	84,791	11,12,980	7,79,360	14,31,209	14,08,919	13,51,677
Hongkong	699	128	113	612	462	7,700	2,160	2,852	12,461	16,296
Egypt†	20,388	602	1,063	384	—	6,58,300	15,000	39,376	20,368	—
Zanzibar and Pemba	544	22	..	72	20	20,280	1,680	700	5,604	1,924
Kenya Colony	1,631	310	134	1,539	243	51,460	14,100	3,145	34,089	7,083
Somaliand Protectorate	344	..	256	..	95	19,480	..	10,527	..	2,579
Anglo-Egyptian Sudan	—	—	..	179	..	—	—	..	11,280	..
Victoria	105	6,135
<i>Australian Commonwealth (Total)</i>	105	6,135
New Zealand	20	1,446
Other British Possessions	3	7	8	1	..	100	412	318	100
TOTAL BRITISH EMPIRE	118,743	78,025	128,783	113,157	1,01,800	27,65,610	15,76,270	22,77,611	19,33,636	18,37,091

(a) Duty was collected on R20,58,640 in 1919-20 and on R9,81,680 in 1920-21.
 * Included in Turkey, Asiatic prior to 1921-22.
 † Shown as a Foreign Country from 1923-24.

No. 13—continued

ARTICLES, AND COUNTRIES OF CONSIGNMENT; ALSO SHARE OF EACH PROVINCE	QUANTITY					VALUE				
	1919-20	1920-21	1921-22	1922-23	1923-24	1919-20	1920-21	1921-22	1922-23	1923-24
Gums and Rosins— concluded						R	R	R	R	R
Total Gums and Rosins— continued	Cwts.	Cwts.	Cwts.	Cwts.	Cwts.					
Germany	1	4,437	11,821	80	68,478	1,58,390
Netherlands	2	899	..	100	14,761
Belgium	233	4,161
France	203	407	40	10	..	42,340	18,350	6,058	208	..
Italy	25	60	70	35	..	4,070	7,616	6,329	7,244
Austria	30	5,722
Greece	25	89	70	3,054	11,785	10,965
Turkey, European	7,240	2,16,100
Turkey, Asiatic
Red Sea	888	1,661	20,180	22,440
Persian Gulf	73	20	7,480	750
Maskat Territory and Trucial Oman	3,781	7,142	5,769	9,011	11,689	47,000	83,500	79,213	1,28,484	1,89,502
Other Native States in Arabia	3,769	733	1,215	3,975	4,997	60,740	13,680	16,672	57,688	75,486
Persia	31,355	16,256	12,074	24,469	2,578	13,30,250	5,65,130	4,20,046	6,14,834	55,574
Java	107	2	2,420	11
Sumatra	27,800	3,96,672
China (exclusive of Hongkong and Macão)	5	325	2	330	1,950	32	..
Japan	1,133	199	73	66	28	37,620	5,360	2,067	5,560	414
Egypt †	185	15,334
Portuguese East Africa	48	7	75	1,970	450	1,310
Italian East Africa (Somálland and Eritrea)	684	708	851	361	330	14,360	11,850	12,079	7,551	5,750
United States of America— Via Atlantic Coast	8,508	9,421	3,488	7,406	12,178	2,21,250	2,33,050	84,300	1,45,430	1,82,456
" Pacific "	11	..
Other Foreign Countries
TOTAL FOREIGN COUNTRIES	50,409	43,826	23,996	40,806	72,884	17,02,400	11,75,250	6,44,045	9,46,430	11,10,741
<i>Share of Bengal</i>	<i>3,211</i>	<i>33,050</i>	<i>43,649</i>	<i>47,059</i>	<i>56,702</i>	<i>2,86,040</i>	<i>5,40,530</i>	<i>8,40,202</i>	<i>5,90,608</i>	<i>6,82,893</i>
" <i>Bombay</i>	<i>115,717</i>	<i>61,035</i>	<i>64,348</i>	<i>80,530</i>	<i>82,924</i>	<i>36,95,600</i>	<i>17,99,760</i>	<i>14,78,702</i>	<i>17,44,822</i>	<i>16,90,916</i>
" <i>Sind</i>	<i>765</i>	<i>763</i>	<i>160</i>	<i>554</i>	<i>468</i>	<i>17,320</i>	<i>20,540</i>	<i>15,359</i>	<i>14,661</i>	<i>8,661</i>
" <i>Madras</i>	<i>12,599</i>	<i>7,919</i>	<i>12,927</i>	<i>12,358</i>	<i>14,823</i>	<i>3,14,130</i>	<i>2,22,200</i>	<i>3,43,990</i>	<i>3,35,407</i>	<i>8,86,763</i>
" <i>Burma</i>	<i>31,950</i>	<i>19,084</i>	<i>31,695</i>	<i>22,472</i>	<i>22,776</i>	<i>2,44,570</i>	<i>1,68,490</i>	<i>2,43,403</i>	<i>1,94,568</i>	<i>1,87,620</i>
TOTAL	160,242	121,851	152,779	1,63,053	177,693	45,58,100	27,51,520	29,21,656	28,80,060	20,56,832
Wool and manufactures of hair—										
<i>Wool of all kinds (II. B)—</i>	<i>Cwts.</i>	<i>Cwts.</i>	<i>Cwts.</i>	<i>Cwts.</i>	<i>Cwts.</i>					
United Kingdom	324	116	124	148	136	60,840	26,640	36,850	22,961	22,077
Other British Possessions	2	1	10	200	115	1,150
TOTAL BRITISH EMPIRE	324	116	126	149	146	60,840	26,640	36,850	23,066	23,227
Belgium	6	1,804
Maskat Territory and Trucial Oman	46	..	87	272	313	1,800	..	1,000	8,227	8,932
Other Native States in Arabia	16	155	5,245	..
Persia	8	220	367	874	356	400	6,100	9,940	10,289	11,424
Other Foreign Countries	21	4	7	550	..	295	540	567
TOTAL FOREIGN COUNTRIES	54	220	428	1,150	676	2,750	6,100	12,994	33,301	20,928
<i>Share of Bengal</i>	<i>253</i>	<i>39</i>	<i>174</i>	<i>132</i>	<i>80</i>	<i>51,650</i>	<i>20,890</i>	<i>26,931</i>	<i>20,494</i>	<i>11,552</i>
" <i>Bombay</i>	<i>48</i>	<i>23</i>	<i>24</i>	<i>17</i>	<i>9</i>	<i>5,170</i>	<i>5,120</i>	<i>1,263</i>	<i>2,857</i>	<i>1,136</i>
" <i>Sind</i>	<i>64</i>	<i>221</i>	<i>409</i>	<i>1,146</i>	<i>679</i>	<i>2,200</i>	<i>6,250</i>	<i>11,210</i>	<i>32,761</i>	<i>20,867</i>
" <i>Madras</i>	<i>4</i>	<i>3</i>	<i>..</i>	<i>..</i>	<i>1</i>	<i>390</i>	<i>480</i>	<i>75</i>	<i>..</i>	<i>185</i>
" <i>Burma</i>	<i>19</i>	<i>..</i>	<i>7</i>	<i>4</i>	<i>53</i>	<i>4,140</i>	<i>..</i>	<i>1,266</i>	<i>255</i>	<i>10,410</i>
TOTAL	378	336	614	1,209	822	63,500	32,710	49,814	56,367	44,150

† Shown as a Foreign Country from 1923-24.

ARTICLES, AND COUNTRIES OF CONSIGNMENT; ALSO SHARE OF EACH PROVINCE	QUANTITY					VALUE				
	1919-20	1920-21	1921-22	1922-23	1923-24	1919-20	1920-21	1921-22	1922-23	1923-24
						R	R	R	R	R
Hair and manufactures of hair—continued										
<i>Manufactures of hair, other than toilet requisites (III. V)—</i>										
United Kingdom . . .	—	—	—	—	—	88,600	72,820	33,824	8,522	13,75
Other British Possessions . . .	—	—	—	—	—	..	30	..	180	3
TOTAL BRITISH EMPIRE	—	—	—	—	—	88,600	72,860	33,824	8,702	13,78
TOTAL FOREIGN COUNTRIES	—	—	—	—	—	..	310	..	17	40
<i>Share of Bengal</i> . . .	—	—	—	—	—	62,070	54,480	14,886	3,742	13,10
„ <i>Bombay</i> . . .	—	—	—	—	—	12,380	14,060	18,340	2,855	..
„ <i>Sind</i> . . .	—	—	—	—	—	5
„ <i>Madras</i> . . .	—	—	—	—	—	..	4,200	470	..	26
„ <i>Burma</i> . . .	—	—	—	—	—	14,150	440	128	2,122	76
TOTAL	—	—	—	—	—	88,600	73,170	33,824	8,710	14,27
Total value of Hair and manufactures of hair	—	—	—	—	—	1,52,190	1,05,910	83,608	65,086	58,42
Hardware (excluding cutlery and electroplated ware)—										
<i>Agricultural implements (III. D)—</i>										
United Kingdom . . .	—	—	—	—	—	17,20,190	36,08,660	20,52,812	20,00,455	18,12,8
Ceylon . . .	—	—	—	—	—	17,220	7,200	23,484	4,182	1,0
Straits Settlements (including Labuan) . . .	—	—	—	—	—	260	1,310	9,902	1,435	1,1
Victoria . . .	—	—	—	—	—	460	2,270
New South Wales . . .	—	—	—	—	—	58
<i>Australian Commonwealth (Total)</i> . . .	—	—	—	—	—	460	2,270	58
Other British Possessions . . .	—	—	—	—	—	..	380	220	301	0
TOTAL BRITISH EMPIRE	—	—	—	—	—	17,38,180	36,19,820	20,86,476	20,06,373	18,16,31
Sweden . . .	—	—	—	—	—	..	12,710	261	..	6,4
Germany . . .	—	—	—	—	—	..	270	1,341	51,281	41,5
Netherlands . . .	—	—	—	—	—	..	650	3,0
Belgium . . .	—	—	—	—	—	..	290	7,200	16,353	25,5
France . . .	—	—	—	—	—	..	1,460	241	3,217	14,8
Italy . . .	—	—	—	—	—	5,300	23,160	2,224	..	0
Turkey, European . . .	—	—	—	—	—	..	6,130
Philippine Islands and Guam . . .	—	—	—	—	—	200	..	3,8
Japan . . .	—	—	—	—	—	67,020	54,780	68,496	71,056	3,4
United States of America—										
<i>Via Atlantic Coast</i> . . .	—	—	—	—	—	1,88,240	5,72,720	4,70,924	1,20,190	1,48,3
„ <i>Pacific</i> „ . . .	—	—	—	—	—	7,390	..	360	520	0
Other Foreign Countries . . .	—	—	—	—	—	..	1,250	68
TOTAL FOREIGN COUNTRIES	—	—	—	—	—	2,68,910	6,73,830	6,51,290	2,62,623	2,48,3
<i>Share of Bengal</i> . . .	—	—	—	—	—	15,01,720	26,00,540	15,29,741	14,01,962	13,93,0
„ <i>Bombay</i> . . .	—	—	—	—	—	67,280	3,69,160	3,19,767	1,19,920	94,0
„ <i>Sind</i> . . .	—	—	—	—	—	61,440	51,500	24,565	16,755	4,0
„ <i>Madras</i> . . .	—	—	—	—	—	1,43,270	5,03,730	4,77,236	3,28,191	2,80,3
„ <i>Burma</i> . . .	—	—	—	—	—	2,33,330	8,68,220	2,86,157	4,02,167	2,91,3
TOTAL	—	—	—	—	—	20,07,040	42,93,150	26,37,766(a)	22,08,996(a)	20,64,07
Buckets of tinned or galvanized iron (III. D)—										
United Kingdom . . .	—	—	—	—	—	46,380	3,26,590	94,717	75,468	96,0
Ceylon . . .	—	—	—	—	—	1,190	2,090	1,888	702	1,1
Straits Settlements (including Labuan) . . .	—	—	—	—	—	1,960	2,430	426	690	5
Other British Possessions . . .	—	—	—	—	—	..	540	40	80	..
TOTAL BRITISH EMPIRE	—	—	—	—	—	40,530	3,31,650	97,071	76,949	97,8

(a) Duty was collected on P18,86,873 in 1921-22, on R19,58,554 in 1922-23 and on R16,07,405 in 1923-24.

No. 13—continued

ARTICLES, AND COUNTRIES OF CONSIGNMENT; ALSO SHARE OF EACH PROVINCE	QUANTITY					VALUE				
	1919-20	1920-21	1921-22	1922-23	1923-24	1919-20	1920-21	1921-22	1922-23	1923-24
Hardware (excluding cutlery and electroplated ware)—continued						R	R	R	R	R
<i>Buckets of tinned or galvanized iron (III. D)—continued</i>										
Sweden	—	—	—	—	—	7,479	1,588
Germany	—	—	—	—	—	..	3,760	2,604	1,391	2,807
Netherlands	—	—	—	—	—	..	5,160	4,430
Belgium	—	—	—	—	—	..	39,310	..	2	..
France	—	—	—	—	—	..	1,210
Austria	—	—	—	—	—
Hungary	—	—	—	—	—	3,050
United States of America—										
<i>Via Atlantic Coast</i>	—	—	—	—	—	950	1,870	384	..	31
Other Foreign Countries	—	—	—	—	—	10	60	..	6	..
TOTAL FOREIGN COUNTRIES	—	—	—	—	—	4,010	51,370	7,418	8,878	4,471
<i>Share of Bengal</i>	—	—	—	—	—	9,320	55,290	20,641	11,809	11,674
" <i>Bombay</i>	—	—	—	—	—	15,250	87,960	37,937	17,517	6,749
" <i>Sind</i>	—	—	—	—	—	1,650	24,160	293	..	167
" <i>Madras</i>	—	—	—	—	—	8,010	1,22,650	9,527	19,064	11,863
" <i>Burma</i>	—	—	—	—	—	19,410	92,960	26,091	37,437	71,839
TOTAL	—	—	—	—	—	68,540	3,88,020	1,04,489	86,827	1,02,202(a)
<i>Milders' hardware, such as locks, hinges, door bolts, etc. (III. D)—</i>										
United Kingdom	—	—	—	—	—	6,78,980	25,55,940	12,02,429	8,51,258	8,49,240
Ceylon	—	—	—	—	—	13,160	3,720	2,340	2,787	390
British Settlements (including Labuan)	—	—	—	—	—	51,530	1,410	11,080	3,508	430
Hongkong	—	—	—	—	—	..	680	902	1,821	276
Canada—										
<i>Via Atlantic Coast</i>	—	—	—	—	—	..	1,860	401
Victoria	—	—	—	—	—	..	1,890
New South Wales	—	—	—	—	—	20,640
Australian Commonwealth (Total)	—	—	—	—	—	20,640	1,890
Other British Possessions	—	—	—	—	—	366	140	105	..	875
TOTAL BRITISH EMPIRE	—	—	—	—	—	7,64,670	25,65,160	12,17,257	8,59,317	8,51,210
Sweden	—	—	—	—	—	60,230	5,01,900	7,23,192	7,92,989	6,63,645
Norway	—	—	—	—	—	1,920	14,230	5,382	3,038	8,315
Germany	—	—	—	—	—	16,970	4,76,900	6,23,534	13,46,061	5,75,470
Netherlands	—	—	—	—	—	10,350	40,460	5,195	31,685	17,284
Belgium	—	—	—	—	—	3,540	13,940	13,897	49,496	65,439
Italy	—	—	—	—	—	..	4,380	347	..	3
Austria	—	—	—	—	—	430	2,210	7,144
Hungary	—	—	—	—	—	..	54
Czechoslovakia	—	—	—	—	—	3,051	3,375	40
Java	—	—	—	—	—	2,302	20
Japan	—	—	—	—	—	3,29,080	5,20,470	37,294	33,302	24,848
United States of America—										
<i>Via Atlantic Coast</i>	—	—	—	—	—	7,25,900	25,77,160	6,24,103	3,93,600	3,16,773
" <i>Pacific</i> "	—	—	—	—	—	7,820	1,580
Other Foreign Countries	—	—	—	—	—	..	640	1,086	983	335
TOTAL FOREIGN COUNTRIES	—	—	—	—	—	11,56,680	41,52,130	20,37,311	26,60,541	15,79,322
<i>Share of Bengal</i>	—	—	—	—	—	6,28,000	18,00,960	8,25,368	8,92,663	6,45,020
" <i>Bombay</i>	—	—	—	—	—	4,03,730	15,32,870	6,75,621	9,19,073	5,66,035
" <i>Sind</i>	—	—	—	—	—	2,92,720	9,38,950	6,10,432	7,89,202	4,75,220
" <i>Madras</i>	—	—	—	—	—	1,34,300	8,91,100	2,93,088	2,79,841	3,56,755
" <i>Burma</i>	—	—	—	—	—	4,12,650	15,53,460	8,49,259	6,08,579	5,35,454
TOTAL	—	—	—	—	—	19,21,350	67,17,330	32,54,668	35,19,858	24,30,531(b)

(a) Duty was collected on R 1,02,012 in 1923-24.

(b) " " " R 24,21,853 in 1923-24.

ARTICLES, AND COUNTRIES OF CONSIGNMENT; ALSO SHARE OF EACH PROVINCE	QUANTITY					VALUE				
	1919-20	1920-21	1921-22	1922-23	1923-24	1919-20	1920-21	1921-22	1922-23	1923-24
						R	R	R	R	R
Hardware (excluding cutlery and electroplated ware)—continued										
<i>Domestic hardware, other than enamelled iron ware (III. D)—</i>										
United Kingdom	—	—	—	—	—	4,38,760	13,00,380	7,11,848	3,28,376	3,74,369
Aden and Dependencies	—	—	—	—	—	..	310	3,580	..	145
Mesopotamia*	—	—	—	—	—	—	—	3,244	883	80
Ceylon	—	—	—	—	—	13,070	20,610	18,878	17,058	12,34
Straits Settlements (including Labuan)	—	—	—	—	—	16,840	16,400	19,980	10,235	8,95
Hongkong	—	—	—	—	—	10,220	11,780	4,762	7,247	4,20
Kenya Colony	—	—	—	—	—	20	..	1,120	26	..
Victoria	—	—	—	—	—	5,970	6
<i>Australian Commonwealth (Total)</i>	—	—	—	—	—	5,970	6
Other British Possessions	—	—	—	—	—	120	1,400	420	170	37
TOTAL BRITISH EMPIRE	—	—	—	—	—	4,85,000	14,10,800	7,58,827	3,63,948	4,00,58:
Sweden	—	—	—	—	—	52,620	56,170	77,242	6,543	22,60
Norway	—	—	—	—	—	1,270	1,460	363	..	8
Germany	—	—	—	—	—	13,720	2,86,090	1,87,331	3,08,119	3,41,16
Netherlands	—	—	—	—	—	380	24,340	5,863	1,262	10,24
Belgium	—	—	—	—	—	..	29,860	8,838	2,365	2,50
France	—	—	—	—	—	2,530	25,580	8,492	1,887	10,88
Italy	—	—	—	—	—	50	7,000	1,202	15,374	11,40
Austria	—	—	—	—	—	..	8,800	682	2,891	5,11
Hungary	—	—	—	—	—
Czechoslovakia	—	—	—	—	—	—	—	..	3,885	1,84
Turkey, Asiatic—										
Persian Gulf	—	—	—	—	—	90	10,710	—	—	—
China (exclusive of Hongkong and Macão)	—	—	—	—	—	870	2,990	5,021	5,060	1,076
Japan	—	—	—	—	—	2,69,500	3,31,590	36,246	60,602	67,065
United States of America—										
Via Atlantic Coast	—	—	—	—	—	1,84,800	5,16,350	1,03,754	34,265	56,814
" Pacific "	—	—	—	—	—	3,570	1,200	25	364	101
Other Foreign Countries	—	—	—	—	—	380	80	278	887	436
TOTAL FOREIGN COUNTRIES	—	—	—	—	—	5,29,840	13,02,220	4,80,322	5,82,954	5,37,282
<i>Share of Bengal</i>	—	—	—	—	—	2,72,250	3,55,320	3,96,969	2,83,322	3,97,235
" Bombay	—	—	—	—	—	1,90,360	5,13,180	2,85,381	2,84,918	1,37,541
" Sind	—	—	—	—	—	63,690	1,96,660	75,311	67,206	73,033
" Madras	—	—	—	—	—	1,52,390	4,21,090	1,31,140	1,00,130	1,22,385
" Burma	—	—	—	—	—	3,36,150	7,26,880	3,00,348	1,60,821	2,07,616
TOTAL	—	—	—	—	—	10,14,840(a)	27,13,110(a)	11,89,149(a)	8,96,897(a)	9,37,864(a)
Enamelled ironware (III. D)—										
United Kingdom	—	—	—	—	—	1,34,520	6,30,510	3,40,111	2,38,234	2,51,770
Mesopotamia*	—	—	—	—	—	—	—	4,003	1,069	..
Ceylon	—	—	—	—	—	5,810	2,340	3,778	7,718	25,793
Straits Settlements (including Labuan)	—	—	—	—	—	5,840	11,690	3,025	3,916	6,944
Hongkong	—	—	—	—	—	4,720	660	1,007	3,760	1,600
Canada—										
Via Atlantic Coast	—	—	—	—	—	20	27,000	6,073
Other British Possessions	—	—	—	—	—	40	380	153	80	95
TOTAL BRITISH EMPIRE	—	—	—	—	—	1,50,550	6,81,580	3,68,055	2,54,777	2,86,202

(a) Duty was collected on R10,14,169 in 1919-20, on R27,12,850 in 1920-21, on R11,88,701 in 1921-22, on R8,96,802 in 1922-23, and on R9,38,977 in 1923-24.
* Included in Turkey Asiatic prior to 1921-22.

No. 13—continued

ARTICLES, AND COUNTRIES OF CONSIGNMENT; ALSO SHARE OF EACH PROVINCE	QUANTITY					VALUE				
	1919-20	1920-21	1921-22	1922-23	1923-24	1919-20	1920-21	1921-22	1922-23	1923-24
Hardware (excluding outlery and electroplated ware)—continued						R	R	R	R	R
Enamelled ironware (III. D)—continued										
Poland (including Dantzg)	—	—	—	—	—	—	—	..	3,728	..
Sweden	—	—	—	—	—	..	54,270	9,475	198	551
Denmark	—	—	—	—	—	10,035
Germany	—	—	—	—	—	3,810	1,49,970	4,72,523	5,63,744	9,98,030
Netherlands	—	—	—	—	—	180	33,260	13,587	14,325	18,978
Belgium	—	—	—	—	—	..	8,710	..	556	150
France	—	—	—	—	—	..	10,750
Switzerland	—	—	—	—	—	..	3,010	308	775	4,900
Italy	—	—	—	—	—	462	..	6,198
Austria	—	—	—	—	—	21,872	87,251	73,180
Hungary	—	—	—	—	—	16,070	1,15,210
Czechoslovakia	—	—	—	—	—	—	—	75,385	61,467	1,99,667
Turkey, Asiatic	—	—	—	—	—	—	—
Persian Gulf	—	—	—	—	—	..	2,980	—	—	—
Persia	—	—	—	—	—	1,080
Japan	—	—	—	—	—	27,29,690	31,73,180	10,40,011	14,06,200	15,08,663
United States of America— <i>Vid Atlantic Coast</i>	—	—	—	—	—	31,690	64,970	10,562	21,424	9,116
Other Foreign Countries	—	—	—	—	—	280	..	277	851	..
TOTAL FOREIGN COUNTRIES	—	—	—	—	—	27,81,670	36,16,260	16,45,489	21,09,514	28,22,460
Share of Bengal	—	—	—	—	—	6,29,650	9,33,480	6,63,386	5,73,120	7,64,312
<i>" Bombay</i>	—	—	—	—	—	14,31,320	18,07,250	6,33,735	6,99,035	8,89,562
<i>" Sind</i>	—	—	—	—	—	5,580	83,720	99,763	67,784	1,48,491
<i>" Madras</i>	—	—	—	—	—	63,680	1,46,740	93,718	1,07,168	3,63,011
<i>" Burma</i>	—	—	—	—	—	7,62,020	12,76,610	5,32,304	9,20,186	9,42,796
TOTAL	—	—	—	—	—	29,32,220	42,97,840	20,18,544	28,64,291	31,08,671(a)
Gas mantles (III. D)—										
United Kingdom	—	—	—	—	—	2,86,810	2,61,620	2,23,289	1,64,127	1,17,309
Other British Possessions	—	—	—	—	—	..	120	133
TOTAL BRITISH EMPIRE	—	—	—	—	—	2,86,810	2,61,740	2,23,422	1,64,127	1,17,309
Sweden	—	—	—	—	—	8,990	5,630	4,154	1,798	..
Norway	—	—	—	—	—	5,810
Germany	—	—	—	—	—	..	1,15,570	2,07,711	2,32,474	1,86,407
Netherlands	—	—	—	—	—	..	8,770	2,496
Belgium	—	—	—	—	—	..	1,840	857
France	—	—	—	—	—	1,280	..	464	3,305	2,391
Spain	—	—	—	—	—	..	1,790
Switzerland	—	—	—	—	—	14,193	4,892	7,826
Italy	—	—	—	—	—	100	37,740	3,724	3,967	7,730
Austria	—	—	—	—	—	860	1,648
Hungary	—	—	—	—	—
Czechoslovakia	—	—	—	—	—	408
Japan	—	—	—	—	—	19,420	40,630	50,604	6,192	7,635
United States of America— <i>Vid Atlantic Coast</i>	—	—	—	—	—	1,46,610	2,54,920	1,72,176	1,21,810	1,41,346
<i>" Pacific</i>	—	—	—	—	—	2,860	820
TOTAL FOREIGN COUNTRIES	—	—	—	—	—	1,84,070	4,67,870	4,55,522	3,74,793	3,56,246

(a) Duty was collected on R31,06,943 in 1923-24.

No. 13—continued

ARTICLES, AND COUNTRIES OF CONSIGNMENT: ALSO SHARE OF EACH PROVINCE	QUANTITY					VALUE				
	1919-20	1920-21	1921-22	1922-23	1923-24	1919-20	1920-21	1921-22	1922-23	1923-24
						R	R	R	R	R
Hardware (excluding cutlery and electroplated ware)—continued										
Gas mantles (III. D)—continued										
Share of Bengal	—	—	—	—	—	59,100	1,63,530	1,74,100	1,60,074	1,00,781
„ Bombay	—	—	—	—	—	3,62,290	5,16,070	4,17,879	3,24,959	3,32,792
„ Sind	—	—	—	—	—	7,900	5,410	2,893	3,468	6,492
„ Madras	—	—	—	—	—	..	3,100	3,105	29,317	13,868
„ Burma	—	—	—	—	—	41,690	37,500	81,167	21,102	19,602
TOTAL	—	—	—	—	—	4,70,860	7,29,010	6,78,044	5,38,920	4,73,555
Implements and tools, other than agricultural implements and machine tools (III. D)—										
United Kingdom	—	—	—	—	—	36,93,680	80,08,290	54,29,927	52,36,748	44,80,770
Mesopotamia*	—	—	—	—	—	—	—	1,795	695	2,485
Ceylon	—	—	—	—	—	9,890	20,810	7,988	8,595	4,191
Straits Settlements (including Labuan)	—	—	—	—	—	39,550	2,840	2,031	3,075	1,608
Hongkong	—	—	—	—	—	380	250	1,105	850	246
Canada—										
Via Atlantic Coast	—	—	—	—	—	..	1,820	2,678	665	339
Victoria I.	—	—	—	—	—	2,650	7,350	21,721	107	9,474
New South Wales	—	—	—	—	—	260	30	3,657
Queensland	—	—	—	—	—	80
Australian Commonwealth (Total)	—	—	—	—	—	2,910	7,380	21,751	107	13,131
Other British Possessions	—	—	—	—	—	330	310	760	615	336
TOTAL BRITISH EMPIRE	—	—	—	—	—	36,46,580	80,41,760	54,68,030	52,50,350	45,03,106
Sweden	—	—	—	—	—	15,440	45,540	12,858	49,474	49,917
Denmark	—	—	—	—	—	..	20	2,754	742	..
Germany	—	—	—	—	—	870	3,22,660	4,21,917	8,09,089	6,07,360
Netherlands	—	—	—	—	—	2,070	30,170	16,421	12,951	7,010
Belgium	—	—	—	—	—	5,630	16,880	32,946	14,638	12,893
France	—	—	—	—	—	3,060	11,890	32,874	15,418	1,00,809
Switzerland	—	—	—	—	—	13,510	120	18,400	13,123	9,645
Italy	—	—	—	—	—	..	1,720	2,349	18,643	12,967
Austria	—	—	—	—	—	595	6,102	297
Hungary	—	—	—	—	—
Japan	—	—	—	—	—	42,640	11,780	19,012	2,593	1,227
United States of America—										
Via Atlantic Coast	—	—	—	—	—	28,19,900	33,16,670	13,15,461	16,64,748	14,43,398
„ Pacific „	—	—	—	—	—	39,030	15,160	26,477	56,632	240
Other Foreign Countries	—	—	—	—	—	550	1,880	30	851	1,248
TOTAL FOREIGN COUNTRIES	—	—	—	—	—	24,93,600	37,74,490	19,02,094	26,64,954	22,47,011
Share of Bengal	—	—	—	—	—	24,37,420	41,06,790	23,55,365	23,51,967	22,06,880
„ Bombay	—	—	—	—	—	16,75,340	31,07,800	23,11,550	21,80,533	19,67,864
„ Sind	—	—	—	—	—	3,98,210	10,88,320	7,00,816	3,89,467	7,66,035
„ Madras	—	—	—	—	—	5,27,540	13,85,510	7,03,888	3,67,668	6,02,069
„ Burma	—	—	—	—	—	11,01,670	21,27,830	12,93,215	16,25,669	12,07,269
TOTAL	—	—	—	—	—	61,40,180	1,18,16,250(a)	73,70,124	79,15,304(a)	67,50,117(a)
Lamps, metal (III. D)—	No.	No.	No.	No.	No.					
United Kingdom	72,670	217,320	73,886	46,152	62,359	2,84,640	14,35,080	4,95,856	3,03,836	2,17,558
Aden and Dependencies	0	4	..	3,176	..	30	13	..	5,896
Mesopotamia*	—	—	120	25	..	—	—	5,223	172	..
Ceylon	297	400	351	610	262	3,890	4,370	3,605	4,700	2,354
Straits Settlements (including Labuan)	1,539	1,130	1,709	768	407	4,780	1,890	2,818	1,554	1,059
Hongkong	4,406	10,270	406	1,116	116	2,650	5,130	234	745	81
Zanzibar and Pemba	60	2,002
Canada—										
Via Atlantic Coast	4,393	747	13,040	2,438
Other British Possessions	4	24	150	14	29	50	820	984	122	1,052
TOTAL BRITISH EMPIRE	78,916	233,561	77,442	48,633	66,439	2,96,010	14,60,840	5,12,673	3,11,129	2,88,003

(a) Duty was collected on R1,18,16,000 in 1920-21, on R79,05,371 in 1922-23, and on R67,17,622 in 1923-24.
* Included in Turkey, Asiatic prior to 1921-22.

No. 13—continued

ARTICLES, AND COUNTRIES OF CONSIGNMENT; ALSO SHARE OF EACH PROVINCE	QUANTITY					VALUE				
	1919-20	1920-21	1921-22	1922-23	1923-24	1919-20	1920-21	1921-22	1922-23	1923-24
Hardware (excluding out- letry and electroplated ware)—continued						R	R	R	R	R
Lamps, metal (III. D)— continued	No.	No.	No.	No.	No.					
Sweden	1,489	762	781	700	1,726	29,360	44,440	48,071	32,666	26,749
Norway	94	53	2	16	..	7,940	630	30	160	..
Denmark	1	3	1,125	10	694	2,357
Germany	425	111,097	675,492	1,407,565	1,553,736	1,980	2,08,400	18,92,740	23,92,814	21,78,432
Netherlands	2,401	8,822	109	1,116	..	10,760	30,074	410	2,617
Belgium	307	28,171	39	421	1,853	610	53,300	917	4,371	5,834
France	5	7,327	2,028	1,900	1,397	60	37,500	32,617	10,119	7,588
Switzerland	8,245	684	175	23,070	8,098	3,777	..
Italy	96	8,807	577	2,038	7,591	310	27,150	2,660	12,253	11,770
Austria	24,810	24,460	75,063	271,895	..	95,770	1,09,788	1,17,612	4,60,809
Hungary
Czechoslovakia	8,002	288	10,099	9,793	..	21,150	180	25,772	16,597
China (exclusive of Hong- kong and Macão)	20	6	2	60	18	1,277
Japan	85,590	63,029	40,113	85,180	14,560	79,180	85,650	42,126	25,459	11,133
United States of America—										
Via Atlantic Coast	1,483,155	1,558,400	525,638	1,127,601	1,430,388	30,07,380	49,16,110	16,13,456	26,88,711	29,87,201
" Pacific "	777	2,749	448	89,964	24	13,990	56,180	22,839	94,613	42
Other Foreign Countries	50	42	65	17	6	180	230	366	268	147
TOTAL FOREIGN COUNTRIES	1,671,989	1,813,895	1,279,467	2,790,317	3,294,702	31,41,750	56,40,430	32,93,322	54,09,605	57,12,563
Share of Bengal	708,611	376,832	460,368	919,697	1,300,696	13,02,330	28,44,900	13,19,996	20,40,747	24,53,124
" Bombay	667,540	707,199	621,587	1,230,311	1,165,666	13,08,910	22,78,380	16,06,930	22,74,739	19,49,155
" Sind	117,449	159,601	88,989	271,323	361,056	2,37,670	4,61,210	2,14,578	4,73,633	6,96,029
" Madras	76,465	173,487	111,038	234,666	377,530	1,37,180	5,53,200	2,47,923	4,34,671	5,51,739
" Burma	80,840	130,337	74,917	183,003	156,193	3,61,770	9,63,080	4,17,068	4,95,974	4,50,498
TOTAL	1,050,905	2,047,456	1,350,899	2,830,000	3,361,141	34,37,760	71,00,770	38,06,405	57,20,734	60,00,555(a)
Lamps, glass (III. D)—	No.	No.	No.	No.	No.					
United Kingdom	2,211	3,326	2,816	10,032	1,134	4,450	12,750	6,016	15,521	2,227
Other British Possessions	749	8,408	554	1,765	586	1,260	2,010	779	1,880	829
TOTAL BRITISH EMPIRE	2,960	7,234	3,370	11,798	1,720	5,710	14,760	6,795	17,401	3,056
Germany	13	6,718	26,832	43,302	..	740	3,653	20,111	23,364
Belgium	43	290	168	2,250	895	127	..
Italy	116	4	3,700	500
Austria	8,640	5,976	4,989	2,227
Hungary
Japan	40,652	128,631	2,087	8,151	3,144	17,680	55,640	3,068	4,323	1,331
United States of America—										
Via Atlantic Coast	2,163	1,123	133	150	109	2,210	17,310	146	1,265	1,720
Other Foreign Countries	4	25	14	2,584	60	40	700	26	887	366
TOTAL FOREIGN COUNTRIES	42,839	129,950	9,246	46,525	52,051	19,930	80,840	7,788	31,702	29,027
Share of Bengal	102	817	1,319	13,319	3,891	1,480	1,910	2,543	13,262	7,241
" Bombay	20,853	47,865	700	10,066	..	13,400	35,120	2,770	6,774	..
" Sind	21	488	24	388	606	140	3,760	318	3,843	1,096
" Madras	16,943	23,712	2,372	25,249	45,776	9,210	20,800	3,820	18,794	21,043
" Burma	2,880	64,288	3,201	8,801	4,098	1,410	33,420	5,132	7,430	2,703
TOTAL	45,769	137,190	12,616	58,323	54,371	25,640	95,100	14,583	49,103	32,083

(a) Duty was collected on Rs. 98,269 in 1923-24.

ARTICLES, AND COUNTRIES OF CONSIGNMENT; ALSO SHARE OF EACH PROVINCE	QUANTITY					VALUE				
	1919-20	1920-21	1921-22	1922-23	1923-24	1919-20	1920-21	1921-22	1922-23	1923-24
Hardware (excluding cutlery and electroplated ware)—continued						R	R	R	R	R
<i>Parts of lamps, other than glass (III. D)—</i>										
United Kingdom	—	—	—	—	—	2,81,740	9,13,890	3,58,172	3,78,108	2,49,821
Mesopotamia*	—	—	..	12	1,100
Ceylon	—	—	—	—	—	1,040	1,100	49	401	733
Egypt†	—	—	—	—	—	..	3,740	—
Other British Possessions	—	—	—	—	—	480	1,020	482	199	461
TOTAL BRITISH EMPIRE	—	—	—	—	—	2,38,210	9,19,740	3,58,703	3,78,720	2,52,175
Sweden	—	—	—	—	—	40,180	98,990	24,087	18,052	34,932
Norway	—	—	—	—	—	7,020	420	..	480	2,495
Germany	—	—	—	—	—	..	1,38,840	3,17,870	3,39,862	2,65,650
Belgium	—	—	—	—	—	..	19,150	2,020	29	1,659
France	—	—	—	—	—	..	18,900	2,572	532	9,267
Italy	—	—	—	—	—	..	10,120	899	14,417	4,788
Austria	26,430	60,984	64,928	174,654
Hungary	5
Czechoslovakia	—	—	—	—	—	—	2,810	4,149	12,184	2,203
Turkey, Asiatic Red Sea	—	—	—	—	—	450
Persian Gulf	—	—	—	—	—	..	4,220
Japan	—	—	—	—	—	1,96,020	1,68,550	1,56,104	2,56,105	1,06,018
Egypt †	—	—	—	—	—	—	—	—	—	20
United States of America—										
<i>Via Atlantic Coast</i>	—	—	—	—	—	1,51,520	3,67,460	1,06,307	1,28,295	99,636
" Pacific "	—	—	—	—	—	2,400	18,020	18,518
Other Foreign Countries	—	—	—	—	—	30	10	339	707	128
TOTAL FOREIGN COUNTRIES	—	—	—	—	—	3,97,570	8,61,950	6,88,799	8,25,591	6,04,506
<i>Share of Bengal</i>	—	—	—	—	—	1,39,920	3,87,200	2,74,235	3,34,752	2,36,758
" Bombay	—	—	—	—	—	3,86,170	10,26,880	6,51,811	6,87,895	4,76,646
" Sind	—	—	—	—	—	13,280	37,150	17,960	41,841	34,783
" Madras	—	—	—	—	—	26,990	1,20,460	58,344	78,049	67,242
" Burma	—	—	—	—	—	64,360	2,10,010	45,152	61,774	41,853
TOTAL	—	—	—	—	—	6,30,780	17,81,690	10,47,502	12,04,311	8,60,681.6
Safes and strong boxes of metal (III. D)—	No.	No.	No.	No.	No.					
United Kingdom	1,148	2,470	1,712	1,818	2,391	1,68,290	5,61,570	3,82,780	1,61,622	1,73,058
Ceylon	20	102	68	43	44	2,180	6,670	3,242	3,949	2,499
Straits Settlements (including Labuan)	34	49	31	27	54	4,480	5,420	6,298	3,012	6,272
Other British Possessions	6	4	3	4	3	1,240	110	1,100	665	73
TOTAL BRITISH EMPIRE	1,208	2,625	1,809	1,892	2,492	1,71,170	5,73,770	3,93,370	1,69,148	1,81,902
Sweden	3	2	1	2,540	10	519
Germany	238	237	619	4,838	..	56,820	52,285	1,12,101	1,09,122
Netherlands	1	73	6	3	5	1,660	28,690	2,350	723	1,957
Belgium	7	58	..	2	..	6,450	1,760	..	1,715
France	13	21	93	1	2	2,140	11,690	36,184	405	3,445
Italy	6	..	38	37	..	3,950	..	7,828	5,514
Austria	134	169	503	..	2,400	21,769	29,384	66,230
Hungary	9
Czechoslovakia	—	—	3	14	116	—	—	1,045	8,017	3,413
Japan	41	186	2	16	67	6,960	14,980	60	1,868	645
United States of America—										
<i>Via Atlantic Coast</i>	186	174	25	34	40	20,710	72,900	7,965	11,318	10,191
" Pacific "	17	1,941	..
Other Foreign Countries	1	3	5	20	1,100	755
TOTAL FOREIGN COUNTRIES	195	769	564	906	5,610	34,030	1,98,990	1,24,642	1,68,570	2,02,282
<i>Share of Bengal</i>	561	665	554	448	359	1,03,520	2,60,800	1,85,767	75,699	95,033
" Bombay	76	441	339	244	200	27,940	1,56,670	1,22,099	64,104	71,234
" Sind	14	98	68	76	34	4,910	43,160	44,962	13,567	7,338
" Madras	553	1,222	637	461	453	29,780	1,08,060	43,341	29,267	19,666
" Burma	194	968	775	1,069	7,056	39,050	2,94,050	1,21,353	1,55,081	1,90,923
TOTAL	1,403	3,394	2,373	2,298	8,102	2,05,200	7,72,760(a)	5,18,012	3,37,715	3,41,340

* Included in Turkey, Asiatic prior to 1921-22.
 † Shown as a Foreign Country from 1923-24.
 (a) Duty was collected on R. 72,100 in 1920-21 and on R3,83,549 in 1923-24.
 (b) Duty was collected on R. 29,45,000 in 1923-24.

No. 13—continued

ARTICLES, AND COUNTRIES OF CONSIGNMENT, ALSO SHARE OF EACH PROVINCE	QUANTITY					VALUE				
	1919-20	1920-21	1921-22	1922-23	1923-24	1919-20	1920-21	1921-22	1922-23	1923-24
Hardware (excluding out- let and electroplated ware)—continued						R	R	R	R	R
Stoves (III. D) (a)—		No.	No.	No.	No.					
United Kingdom	—	66,039	7,688	11,732	14,951	—	3,72,970	2,32,407	1,65,240	1,20,809
Ceylon	—	85	21	27	24	—	2,950	353	1,232	510
Other British Possessions	—	152	98	79	78	—	660	739	548	424
TOTAL BRITISH EMPIRE	—	66,276	7,807	11,838	15,053	—	3,76,680	2,33,504	1,67,020	1,21,743
Sweden	—	35,738	8,159	30,823	74,240	—	4,31,860	1,21,011	2,44,619	4,36,754
Norway	—	470	102	342	643	—	4,000	2,027	2,520	4,408
Germany	—	8,672	9,937	38,340	33,327	—	70,880	57,786	1,47,133	1,26,200
Netherlands	—	1,180	232	167	541	—	13,330	2,355	947	3,071
Belgium	—	51	..	52	7	—	740	..	326	1,000
France	—	65	287	224	241	—	7,320	3,281	7,545	4,941
Italy	—	26	461	—	240	2,092
Austria	—	..	132	1,898	1,214	—	..	1,099	6,364	4,735
Hungary	—	—
United States of America—										
Via Atlantic Coast	—	9,195	1,338	1,077	2,028	—	99,990	42,483	22,991	31,895
“ Pacific “	—	2	11	1	59	—	420	360	183	404
Other Foreign Countries	—	444	97	294	1,123	—	750	837	461	1,027
TOTAL FOREIGN COUNTRIES	—	55,817	20,295	71,244	1,13,984	—	6,30,250	2,31,249	4,33,329	6,16,680
Share of Bengal	—	54,938	9,142	30,453	35,749	—	3,35,300	1,66,197	94,694	1,67,745
“ Bombay	—	36,455	11,606	48,411	66,514	—	4,32,430	1,95,163	4,00,611	4,34,214
“ Sind	—	11,532	3,426	4,652	9,532	—	1,11,130	39,490	50,476	56,370
“ Madras	—	14,082	2,967	7,916	13,218	—	82,170	41,268	31,982	52,680
“ Burma	—	5,086	1,071	1,310	4,024	—	44,900	22,635	22,586	27,420
TOTAL	—	122,098	28,102	88,082	129,037	—	10,05,930	4,64,753	6,00,349	7,38,429 (b)
Other sorts (III. D)†—										
United Kingdom	—	—	—	—	—	1,20,38,070	3,24,67,890	2,52,31,160	1,55,36,232	1,19,46,794
Gibraltar	—	—	—	—	—	80	1,950	650
Aden and Dependencies	—	—	—	—	—	12,140	12,190	10,783	8,265	7,939
Mesopotamia*	—	—	—	—	—	—	—	52,864	35,480	39,258
Ceylon	—	—	—	—	—	1,73,610	2,42,470	1,69,985	1,04,209	1,25,087
Bahrain Islands	—	—	—	—	—	170	80	1,135	1,665	3,685
Straits Settlements (including Labuan)	—	—	—	—	—	3,67,990	2,00,250	3,16,742	2,09,116	1,56,351
Hongkong	—	—	—	—	—	16,740	21,800	21,596	15,305	18,255
Egypt†	—	—	—	—	—	2,100	30,340	2,579	520	—
Transvaal	—	—	—	—	—	64,544
Natal	—	—	—	—	—	1,450	1,820	2,789	4,320	2,843
Zanzibar and Pemba	—	—	—	—	—	6,270	1,260	707	4,620	3,580
Tanganyika Territory	—	—	—	—	—	—	—	10,380	115	720
Kenya Colony	—	—	—	—	—	11,760	22,110	14,031	11,992	7,512
Seychelles.	—	—	—	—	—	1,140	1,500	1,620	2,124	1,300
Canada —										
Via Atlantic Coast	—	—	—	—	—	..	78,670	8,377	1,798	10,305
Pacific “	—	—	—	—	—	4,542	..
Western Australia	—	—	—	—	—
South Australia (including Northern Territory)	—	—	—	—	—	30	29,740	72,410	7,180	7
Victoria	—	—	—	—	—	11,700	12,870	24,591	10,646	4,108
New South Wales	—	—	—	—	—	32,070	85,920	50,279	21,957	22,542
Queensland	—	—	—	—	—	10
Australian Commonwealth (Total)	—	—	—	—	—	44,460	78,530	1,47,250	44,325	26,667
New Zealand	—	—	—	—	—	2,388
Other British Possessions	—	—	—	—	—	260	250	543	223	933
TOTAL BRITISH EMPIRE	—	—	—	—	—	1,35,70,240	3,31,67,110	2,80,56,715	1,50,80,309	1,23,54,414

* Included in Turkey, Asiatic prior to 1921-22.

† Water lifts, sugar mills, oil presses, and parts thereof and certain dairy appliances included under this head are free of duty.

‡ Shown as a Foreign Country from 1923-24.

(a) Separately recorded from 1920-21.

(b) Duty was collected on Rs. 38,378 in 1923-24.

No. 13—continued

ARTICLES, AND COUNTRIES OF CONSIGNMENT: ALSO SHARE OF EACH PROVINCE	QUANTITY					VALUE				
	1919-20	1920-21	1921-22	1922-23	1923-24	1919-20	1920-21	1921-22	1922-23	1923-24
Hardware (excluding cutlery and electroplated ware)—continued						R	R	R	R	£
<i>Other sorts (III. D) —continued</i>										
<i>Russia—</i>										
Northern Russia	—	—	—	—	—	8,
Estonia	—	—	—	—	—	—	—	1,
Sweden	—	—	—	—	—	2,75,830	7,15,750	2,36,086	2,98,405	2,16,
Norway	—	—	—	—	—	95,940	1,25,570	1,11,267	72,914	96,
Denmark	—	—	—	—	—	..	600	30,484	17,985	1,
Germany	—	—	—	—	—	13,850	10,24,970	23,40,238	48,25,630	38,43,
Netherlands	—	—	—	—	—	9,987	62,010	98,270	1,35,469	1,02,
Belgium	—	—	—	—	—	20,660	2,15,620	1,54,968	2,95,845	2,13,
France	—	—	—	—	—	80,180	2,35,660	95,794	58,330	31
Switzerland	—	—	—	—	—	9,980	38,700	8,224	12,297	10
Italy	—	—	—	—	—	8,180	32,050	48,623	65,485	84
Austria	—	—	—	—	—	—	—	49,923	68,030	1,38
Hungary	—	—	—	—	—	3,87,550	1,65,480
Czechoslovakia	—	—	—	—	—	—	5,360	34,527	99,875	1,29
Turkey, European	—	—	—	—	—	..	1,15,510
Turkey, Asiatic	—	—	—	—	—	—	—	1,260	121	..
Red Sea	—	—	—	—	—	210	400	—	—	..
Persian Gulf	—	—	—	—	—	16,460	21,440	—	—	..
Maskat Territory and Trucial Oman	—	—	—	—	—	610	5,300	1,070	1,495	3
Other Native States in Arabia	—	—	—	—	—	..	150	1,335	470	..
Persia	—	—	—	—	—	7,110	6,070	17,731	9,628	32
Java	—	—	—	—	—	1,69,120	3,56,840	2,98,134	1,89,062	1,61
Borneo (Dutch)	—	—	—	—	—	..	1,570	12,393	..	6
Celebes and other Islands	—	—	—	—	—	2
Siam	—	—	—	—	—	2,080	190	110	16	..
Philippine Islands and Guam	—	—	—	—	—	1,603	1
China (exclusive of Hong-kong and Macao)	—	—	—	—	—	75,470	21,040	17,084	54,929	21
Japan	—	—	—	—	—	36,90,900	31,23,470	6,75,466	14,00,481	8,39
Egypt ‡	—	—	—	—	—	—	—	—	—	..
Portuguese East Africa	—	—	—	—	—	290	1,610	..	120	..
German East Africa †	—	—	—	—	—	1,580	2,430	—	—	..
United States of America— Via Atlantic Coast	—	—	—	—	—	62,78,670	96,32,170	57,46,476	23,75,511	19,81
„ Pacific „	—	—	—	—	—	1,06,440	54,020	53,366	21,999	10
Other Foreign Countries	—	—	—	—	—	1,090	710	435	1,375	..
TOTAL FOREIGN COUNTRIES	—	—	—	—	—	1,12,52,530	1,59,64,690	1,00,33,764	1,00,07,280	79,94,
<i>Share of Bengal</i>	—	—	—	—	—	1,00,69,130	1,74,31,930	1,35,80,968	79,11,512	61,12
„ Bombay	—	—	—	—	—	97,60,870	1,97,45,090	1,26,38,331	1,30,37,512	93,75
„ Sind	—	—	—	—	—	5,05,240	33,06,540	30,06,267	10,74,659	9,61
„ Madras	—	—	—	—	—	24,83,190	41,73,340	30,06,173	25,07,611	21,03
„ Burma	—	—	—	—	—	20,14,340	44,11,960	38,54,640	23,56,395	17,92
TOTAL	—	—	—	—	—	2,48,22,770(a)	4,91,31,800(a)	3,60,90,479(a)	2,59,87,589(a)	2,03,49,1
Total value of Hardware (excluding cutlery and electroplated ware)—										
United Kingdom	—	—	—	—	—	2,05,10,410	5,25,24,210	3,67,69,974	2,54,54,119	2,07,52
Gibraltar	—	—	—	—	—	80	1,950	1
Aden and Dependencies	—	—	—	—	—	12,450	12,780	14,953	8,910	14
Mesopotamia*	—	—	—	—	—	170	..	69,390	38,541	43
Bahrain Islands	—	—	—	—	—	..	220	1,135	1,665	3
Ceylon	—	—	—	—	—	2,41,030	3,15,240	2,31,049	1,56,181	1,77,
Straits Settlements (including Labuan)	—	—	—	—	—	4,99,480	2,59,960	3,71,569	2,36,872	1,83,
Federated Malay States	—	—	—	—	—	620	1,400	68	488	..
Hongkong	—	—	—	—	—	34,520	41,200	30,357	31,232	25
Egypt ‡	—	—	—	—	—	2,290	34,530	2,806	690	..
Natal	—	—	—	—	—	1,890	2,550	2,809	4,845	2
Transvaal	—	—	—	—	—	64,544
Zanzibar and Pemba	—	—	—	—	—	6,440	1,020	2,769	4,639	3
Keeya Colony	—	—	—	—	—	11,780	22,960	16,064	12,200	7

* Included in Turkey, Asiatic prior to 1921-22.

† Shown as "Tanzania Territory" under the British Empire from 1921-22.

‡ Water lifts, sugar mills, oil presses, and parts thereof and certain dairy appliances included under this head are free of duty.

§ Shown as a Foreign Country from 1923-24.

(a) Duty was collected on Rs.46,17,730 in 1919-20, on Rs.4,86,77,480 in 1920-21, on Rs.50,21,545 in 1921-22, on Rs.58,53,690 in 1922-23, and on Rs.2,00,1

in 1923-24.

No. 13—continued

ARTICLES, AND COUNTRIES OF CONSIGNMENT; ALSO SHARE OF EACH PROVINCE	QUANTITY					VALUE				
	1919-20	1920-21	1921-22	1922-23	1923-24	1919-20	1920-21	1921-22	1922-23	1923-24
						₹	₹	₹	₹	₹
Hardware (excluding outlery and electroplated ware)—concluded										
<i>Total value of Hardware (excluding outlery and electroplated ware)—continued</i>										
Tanganyika Territory	—	—	—	—	—	—	—	10,380	115	770
Seychelles	—	—	—	—	—	1,140	1,500	1,720	2,124	1,300
Canada—										
Vid Atlantic Coast	—	—	—	—	—	20	1,21,950	19,967	2,468	11,331
" Pacific "	—	—	—	—	—	127
Western Australia	—	—	—	—	—	4,542	..
South Australia (Including Northern Territory)	—	—	—	—	—	30	29,740	72,410	7,180	7
Victoria	—	—	—	—	—	20,840	24,380	46,312	10,753	13,632
New South Wales	—	—	—	—	—	53,570	36,250	51,002	21,057	26,259
Queensland	—	—	—	—	—	10
<i>Australian Commonwealth (Total)</i>	—	—	—	—	—	74,440	90,370	1,69,724	44,432	39,978
New Zealand	—	—	—	—	—	2,388
Other British Possessions	—	—	—	—	—	250	60	990	47	933
TOTAL BRITISH EMPIRE	—	—	—	—	—	2,18,97,810	5,34,23,900	3,77,80,298	2,59,90,563	2,12,73,835
Russia—										
Northern Russia	—	—	—	—	—	—	—	8,532
Estonia	—	—	—	—	—	—	—	1,351
Sweden	—	—	—	—	—	4,85,140	19,05,220	12,51,956	14,52,217	13,59,920
Norway	—	—	—	—	—	1,20,900	1,47,200	1,18,880	79,258	1,11,325
Denmark	—	—	—	—	—	30	620	33,138	19,371	13,971
Poland (including Dantzic)	—	—	—	—	—	—	—	..	2,723	..
Germany	—	—	—	—	—	50,700	29,10,930	60,81,532	1,12,39,960	92,96,560
Netherlands	—	—	—	—	—	24,590	2,57,500	1,81,077	1,97,780	1,66,013
Belgium	—	—	—	—	—	30,340	4,08,380	2,17,936	3,84,108	3,31,051
France	—	—	—	—	—	89,550	8,62,090	2,12,792	1,01,691	2,42,432
Spain	—	—	—	—	—	400	1,310	125	236	85
Switzerland	—	—	—	—	—	23,470	65,340	45,256	34,864	32,930
Italy	—	—	—	—	—	14,000	1,51,000	62,990	1,38,865	1,47,669
Austria	—	—	—	—	—	4,06,670	4,14,630	2,67,092	3,30,927	8,34,534
Hungary	—	—	—	—	—	225
Czechoslovakia	—	—	—	—	—	—	29,930	1,18,287	2,11,204	3,55,229
Turkey, European	—	—	—	—	—	..	1,21,640
Turkey, Asiatic—										
Red Sea	—	—	—	—	—	680	400	—	—	—
Persian Gulf	—	—	—	—	—	16,880	40,140	—	—	—
Maskat Territory and Trucial Oman	—	—	—	—	—	800	5,410	1,120	1,495	3,880
Other Native States in Arabia	—	—	—	—	—	..	150	1,335	620	603
Persia	—	—	—	—	—	7,200	6,630	19,051	10,257	33,416
Java	—	—	—	—	—	1,09,230	3,56,910	2,08,183	1,92,849	1,61,690
Borneo (Dutch)	—	—	—	—	—	..	1,570	12,893	..	6,870
Celebes and other Islands	—	—	—	—	—	2,836
Slam	—	—	—	—	—	2,110	1,080	332	45	86
Philippine Islands and Guam	—	—	—	—	—	..	800	200	1,340	5,361
China (exclusive of Hongkong and Macão)	—	—	—	—	—	76,630	25,540	22,965	60,285	23,505
Japan	—	—	—	—	—	73,49,890	75,81,270	21,23,199	32,68,729	25,69,882
Egypt †	—	—	—	—	—	4,062
Portuguese East Africa	—	—	—	—	—	400	1,910	62	120	192
German East Africa*	—	—	—	—	—	1,610	2,430	—	—	—
United States of America—										
Vid Atlantic Coast	—	—	—	—	—	1,30,58,090	2,24,10,660	1,02,14,197	75,83,628	72,28,066
" Pacific "	—	—	—	—	—	2,34,400	1,42,450	1,16,735	1,76,258	11,567
Other Foreign Countries	—	—	—	—	—	920	430	1,435	1,175	370
TOTAL FOREIGN COUNTRIES	—	—	—	—	—	2,22,64,590	3,74,14,370	2,14,10,110	2,54,90,334	2,20,54,909
Share of Bengal	—	—	—	—	—	1,71,43,900	3,17,35,950	2,15,91,076	1,62,46,283	1,46,92,811
" Bombay	—	—	—	—	—	1,57,82,910	3,16,07,900	1,98,98,324	2,10,43,646	1,63,03,937
" Sind	—	—	—	—	—	16,92,200	64,11,670	48,38,128	34,91,922	31,31,652
" Madras	—	—	—	—	—	57,56,540	86,32,060	51,12,369	48,31,551	45,61,277
" Burma	—	—	—	—	—	13,77,630	1,25,59,790	78,40,921	68,76,601	56,36,067
TOTAL	—	—	—	—	—	4,36,62,200	9,08,38,360	5,91,90,408	7,14,89,897	4,32,28,744

* Shown as "Tanganyika Territory" under the British Empire from 1921-22.
† Shown as a Foreign Country from 1923-24.

ARTICLES, AND COUNTRIES OF CONSIGNMENT; ALSO SHARE OF EACH PROVINCE	QUANTITY					VALUE				
	1919-20	1920-21	1921-22	1922-23	1923-24	1919-20	1920-21	1921-22	1922-23	1923-24
	Tons	Tons	Tons	Tons	Tons	R	R	R	R	R
Hides and Skins, raw:—										
<i>Hides, raw (I. E.)—</i>										
United Kingdom	2	37	93	49	..	8,200	18,992	47,955	26,931
Aden and Dependencies	16	4	19	153	123	20,670	3,280	9,192	1,04,048	1,11,494
Mesopotamia*	—	—	2	2	7	—	—	2,000	3,300	4,290
Bahrain Islands	3	1	..	3,150	1,080
Ceylon	144	135	188	120	77	1,06,850	71,430	95,484	54,854	39,440
Straits Settlements (including Labuan)	2	2	10	3	58	2,820	2,300	13,359	3,065	36,894
Zanzibar and Pemba	9	..	5	15	6	9,600	450	2,000	9,550	2,500
Kenya Colony	25	..	24	96	130	17,350	..	6,346	61,053	50,835
Tanganyika Territory	—	—	..	8	8	—	—	..	2,900	9,670
Other British Possessions	148	..	80
TOTAL BRITISH EMPIRE	196	146	285	490	459	1,57,290	83,810	1,47,521	2,87,320	2,82,965
Italy	4	4,482
Turkey, Asiatic	—	—	—	—
Persian Gulf	4	..	—	—	—	5,700	..	—	—	—
Muscat Territory and Trucial Oman	14	5	16	5	..	20,610	4,580	16,172	3,410	160
Other Native States in Arabia	11	3	2	11,780	1,280	2,450
Persia	23	18	25	26,720	10,820	19,365	100	265
Java	30	35,698
Japan	1	6,610
Egypt‡	—	—	—	—	28	—	—	—	—	24,584
German East Africa	2	—	—	—	..	2,800	—	—	—
Other Foreign Countries	80	541
TOTAL FOREIGN COUNTRIES	52	32	121	8	64	64,810	25,110	36,078	4,770	67,609
<i>Share of Bengal</i>	2	35	2,380	..	41	..	40,765
" Bombay	65	17	132	312	289	61,900	12,940	22,636	2,01,963	1,88,453
" Sind	34	23	41	4	..	50,530	15,640	35,537	2,900	60
" Madras	147	135	233	182	194	1,06,850	71,430	1,25,235	87,162	1,19,201
" Burma	3	5	440	3,910	148	..	2,145
TOTAL	248	178	406	498	523	2,22,160	1,08,920	1,83,599(a)	2,92,090	3,50,564
SKINS, raw (I. E.)—										
United Kingdom	3	34	10	15	..	8,630	37,451	10,400	9,855
Aden and Dependencies	55	45	35	83	160	63,360	40,350	43,193	68,304	1,66,599
Mesopotamia*	—	—	91	33	92	—	—	58,835	28,180	25,993
Bahrain Islands	2	17	25	15	17	2,250	19,080	15,665	10,900	13,500
Ceylon	352	291	224	215	289	9,96,230	5,37,540	4,32,810	3,82,640	4,30,995
Straits Settlements (including Labuan)	70	39	44	38	42	1,55,900	49,100	45,206	43,373	42,874
Cape of Good Hope	2	2,500	..
Hongkong	2	1,170
Zanzibar and Pemba	2	..	5	1	..	2,220	..	4,025	850
Kenya Colony	8	3	..	10	38	9,620	6,820	..	5,792	31,253
Tanganyika Territory	—	—	—	—	1,580
New South Wales	4	..	12	9,000	..	41,321
Victoria	1	2,240	2,880
Australian Commonwealth (Total)	4	..	13	9,000	2,240	44,201
Other British Possessions	840	340	300
TOTAL BRITISH EMPIRE	491	402	466	411	589	9,37,300	6,76,290	6,72,140	5,56,114	7,43,199

* Included in Turkey, Asiatic prior to 1921-22.
 ‡ Free of duty.

† Shown as "Tanganyika Territory" under the British Empire from 1921-22.
 (a) Duty was collected on R1,83,451 in 1921-22.

§ Shown as a Foreign Country from 1923-24.

No. 13—continued

ARTICLES, AND COUNTRIES OF CONSIGNMENT; ALSO SHARE OF EACH PROVINCE	QUANTITY					VALUE				
	1919-20	1920-21	1921-22	1922-23	1923-24	1919-20	1920-21	1921-22	1922-23	1923-24
						R	R	R	R	R
Hides and Skins, raw* <i>continued</i>										
skins, raw (II. E)—continued	Tons	Tons	Tons	Tons	Tons					
Belgium	2	6,560
Turkey, Asiatic—										
Persian Gulf	48	8	—	—	—	85,380	18,620	—	—	—
Maskat Territory and Trucial Oman	107½	52	34	40	3	8,80,560	78,350	46,270	19,181	4,302
Other Native States in Arabia	7	9	2	8	5	15,200	12,320	1,015	6,400	6,950
Persia	306	136	87	143	135	3,24,880	1,51,270	67,107	1,00,394	1,34,032
Japan	46	2	..	80,830	2,800	..
Egypt†	—	—	—	—	207	—	—	—	—	3,04,048
Italian East Africa (Somaliland and Eritrea)	5	3,780
United States of America—										
Vid Atlantic Coast	5	40	10	7,000	4	..
Other Foreign Countries	80	183	200	..
TOTAL FOREIGN COUNTRIES	674	205	183	193	352	8,36,890	2,80,650	1,25,995	1,28,979	4,56,492
Share of Bengal	30	2	4	28,920	3,480	11,993
" <i>Bombay</i>	430	216	271	365	339	4,61,020	2,60,140	2,08,198	2,30,935	3,53,646
" <i>Sind</i>	179	55	43	42	3	3,28,590	81,330	55,247	22,841	7,493
" <i>Madras</i>	436	335	281	257	599	8,95,660	5,91,990	5,22,634	4,31,317	8,36,721
" <i>Burma</i>	10	..	65	..	1,831
TOTAL	1,085	607	599	604	941	17,74,190(a)	9,36,940	7,98,185(a)	6,85,993	11,99,891
Total Hides and Skins, raw—	Tons	Tons	Tons	Tons	Tons					
United Kingdom	5	71	103	64	..	11,830	56,423	58,855	36,787
Aden and Dependences	72	49	54	236	283	84,030	52,630	52,385	1,72,947	2,98,093
Mesopotamia †	—	—	93	35	39	—	—	55,335	31,480	30,283
Bahrein Islands	2	20	25	15	18	2,250	22,280	16,065	10,000	14,500
Ceylon	496	426	412	335	866	8,08,080	6,08,970	5,28,294	4,37,494	4,70,135
Straits Settlements (including Labuan)	73	41	54	41	100	1,58,780	51,400	58,554	45,138	79,678
Cape of Good Hope	2	2,500	..
Hongkong	2	1,170
Zanzibar and Pemba	9	2	5	20	7	9,609	2,070	2,000	13,575	3,350
Kenya Colony	38	3	24	106	183	26,070	6,120	11,346	66,845	82,088
Tanganyika Territory	—	—	..	8	8	—	—	..	2,000	11,160
Victoria	1	2240	2,880
New South Wales	8	..	12	9,000	..	41,489
<i>Australian Commonwealth (Total)</i>	3	..	13	9,000	2,240	44,349
Other British Possessions	850	340	300	..	30
TOTAL BRITISH EMPIRE	688	548	751	901	1,048	10,94,590	7,60,100	8,19,661	8,43,434	10,26,154
Belgium	2	6,560
Italy	4	4,482
Turkey, Asiatic	—	—	—	—
Persian Gulf	52	8	—	—	—	41,080	18,620	—	—	—
Maskat Territory and Trucial Oman	183	57	50	45	3	4,01,170	83,230	62,442	22,591	4,482
Other Native States in Arabia	18	9	2	11	7	26,980	12,320	1,615	7,660	9,400
Persia	320	154	112	143	135	3,51,300	1,22,600	86,532	1,60,404	1,31,297

* Free of duty.

(a) Duty was collected on R17,44,270 in 1919-20 and on R7,08,070 in 1921-22.

† Included in Turkey, Asiatic prior to 1921-22.

‡ Shown as a Foreign Country from 1923-24.

No. 13—continued

ARTICLES, AND COUNTRIES OF CONSIGNMENT; ALSO SHARE OF EACH PROVINCE	QUANTITY					VALUE				
	1919-20	1920-21	1921-22	1922-23	1923-24	1919-20	1920-21	1921-22	1922-23	1923-24
Hides and Skins, raw* — concluded						R	R	R	R	R
<i>Total Hides and Skins, raw — continued</i>	Tons	Tons	Tons	Tons	Tons					
Java	30	35,66
Japan	46	1	..	2	..	80,830	6,610	..	2,800	..
Egypt†	235	3,20,23
German East Africa‡	..	8	2,800
Italian East Africa (Somaliland and Eritrea)	5	2,760
United States of America— Via Atlantic Coast	5	40	10	7,041	4	..
Other Foreign Countries	80	80	683	200	..
TOTAL FOREIGN COUNTRIES	625	237	254	201	410	9,01,700	2,85,760	1,62,073	1,33,749	5,24,1
<i>Share of Bengal</i>	33	2	4	..	35	31,300	3,450	12,034	..	40,5
„ Bombay	494	232	402	617	628	5,22,910	2,73,030	2,30,334	4,32,903	5,42,0
„ Sind	218	73	24	46	3	4,39,120	96,970	90,784	25,501	7,5
„ Madras	581	476	514	439	793	10,02,600	6,63,420	6,47,869	5,18,479	9,56,9
„ Burma	..	3	5	450	8,910	213	..	3,9
TOTAL	1,315	785	1,005	1,102	1,404	19,90,290	10,45,860	9,81,734	9,77,183	15,50,2
Hops* (I. I.)—	Cwts.	Cwts.	Cwts.	Cwts.	Cwts.					
United Kingdom	508	429	1,377	580	349	1,07,320	1,06,010	1,05,267	1,32,204	70,2
Straits Settlements (including Labuan)	130	66	68	..	70	16,631	6,176	5,2
Canada— Via Atlantic Coast	73	45,675
Victoria	150	55	..	18,840	130	..	10,567	..
New South Wales	114	103	14,760	13,4
Australian Commonwealth (Total)	264	55	103	33,600	130	..	10,667	13,4
Other British Possessions	70	20	43	20	..
TOTAL BRITISH EMPIRE	772	429	1,580	701	520	1,40,990	1,06,230	2,26,616	1,48,967	89,4
Sweden	5	1,615
Germany	..	66	114	287	125	..	8,610	16,300	38,156	20,4
Belgium	..	7	61	37	860	10,400	5,880	..
France	40	40	3,850	3,1
Italy	300	81,3
United States of America— Via Atlantic Coast	761	73	484	170	307	1,05,120	10,810	55,681	16,506	28,4
„ Pacific	1,477	148	948	1,278	855	1,97,920	23,290	1,15,409	1,19,284	78,1
Other Foreign Countries	1	1	13	800	180	..	30	..
TOTAL FOREIGN COUNTRIES	2,239	295	1,612	1,912	1,040	3,08,340	48,760	1,99,405	1,83,706	2,13,4
<i>Share of Bengal</i>	1,412	43	1,479	758	764	1,91,800	8,750	77,731	72,737	72,1
„ Bombay	1,161	239	503	430	255	1,56,810	40,840	1,19,056	55,644	61,1
„ Sind	331	160	513	474	545	51,580	62,400	1,61,588	71,726	1,06,3
„ Madras	204	273	321	739	421	43,660	44,620	54,779	1,18,925	44,1
„ Burma	3	9	36	92	75	480	3,330	12,873	13,641	18,1
TOTAL	3,011	724	3,102	2,513	2,160	4,44,330	1,49,920	4,26,021	3,32,073	3,03,1
Horns, tips and pieces of horns, and Hornmeal (II. S) —	Cwts.	Cwts.	Cwts.	Cwts.	Cwts.					
United Kingdom	..	3	..	42	3,330	..	1,751	..
Aden and Dependencies	4	5,950
Egypt†	1	67	1,480	1,000	..	100	..
Zanzibar and Pemba	18	10	2	3	1	22,910	13,450	2,261	2,443	1,1
Kenya Colony	62	66	49	37	45	73,050	94,500	61,477	37,025	50,1
Other British Possessions	24	..	177	162	147	270	40	774	991	..
TOTAL BRITISH EMPIRE	99	149	223	244	193	1,03,660	1,12,920	64,512	42,260	52,1

* Free of duty.

† Shown as a Foreign Country from 1923-24.

‡ Shown as "Tanganyika Territory" under the British Empire from 1921-22.

No. 13—continued

ARTICLES, AND COUNTRIES OF CONSIGNMENT; ALSO SHARE OF EACH PROVINCE	QUANTITY					VALUE				
	1919-20	1920-21	1921-22	1922-23	1923-24	1919-20	1920-21	1921-22	1922-23	1923-24
						R	R	R	R	R
Horns, tips and pieces of horn, and Hornmeal (II. S)—continued	Cwts.	Cwts.	Cwts.	Cwts.	Cwts.					
German East Africa*	1	2	—	—	—	1,180	3,070	—	—	—
Other Foreign Countries	4	..	28	..	97	150	190	955	..	1,016
TOTAL FOREIGN COUNTRIES	5	2	28	..	97	1,230	3,260	955	..	1,016
<i>Share of Bengal</i>	96	946
.. Bombay	80	152	79	41	48	1,04,670	1,16,140	64,693	41,150	51,976
.. Madras	24	..	176	203	147	120	40	712	1,130	606
.. Burma	2	160	..	62	..	25
TOTAL	104	151	256	244	290	1,04,940	1,16,180	65,467	42,280(a)	53,552
Instruments, Apparatus, and Appliances, and parts thereof—										
<i>Electrical, including tele- graph and telephone apparatus, not being machinery—</i>										
Electric fans and parts thereof (III. F)—										
United Kingdom	—	—	—	—	—	2,61,510	14,82,680	18,29,185	18,93,832	17,32,841
Mesopotamia†	—	—	—	—	—	—	—	..	6,011	726
Bahrain Islands	—	—	—	—	—	1,818	6,100
Ceylon	—	—	—	—	—	470	520	2,308	1,778	211
Straits Settlements (Includ- ing Labuan)	—	—	—	—	—	200	730	857	4,025	2,002
Hongkong	—	—	—	—	—	7,420
Other British Possessions	—	—	—	—	—	40	200	958	156	200
TOTAL BRITISH EMPIRE	—	—	—	—	—	2,52,220	14,84,080	18,33,308	14,07,615	17,49,669
Sweden	—	—	—	—	—	..	2,920	415	4,759	..
Germany	—	—	—	—	—	..	5,380	29,018	1,58,812	3,25,079
Netherlands	—	—	—	—	—	..	34,710	3,880	1,480	937
Belgium	—	—	—	—	—	..	140	9,419	..	234
France	—	—	—	—	—	..	2,230	420	65	..
Switzerland	—	—	—	—	—	..	4,920	5,945
Italy	—	—	—	—	—	5,39,290	6,18,300	14,56,654	9,51,518	4,05,736
Austria	—	—	—	—	—	185	2,145	18,086
Hungary	—	—	—	—	—
Slam	—	—	—	—	—	1,200
China (exclusive of Hongkong and Macao)	—	—	—	—	—	3,009
Japan	—	—	—	—	—	2,610	10,640	2,285	30	60
Portuguese East Africa	—	—	—	—	—	1,500
United States of America—										
Via Atlantic Coast	—	—	—	—	—	12,71,870	18,81,690	20,61,049	5,87,420	3,44,572
" Pacific "	—	—	—	—	—	76,800	..	96,196	..	6,776
Other Foreign Countries	—	—	—	—	—	..	280	1,020	100	..
TOTAL FOREIGN COUNTRIES	—	—	—	—	—	18,91,270	25,06,220	36,67,690	17,06,898	11,65,759
<i>Share of Bengal</i>	—	—	—	—	—	18,30,610	21,51,060	31,71,713	18,02,282	16,58,104
.. Bombay	—	—	—	—	—	3,59,340	11,58,950	15,24,933	7,31,858	8,44,311
.. Sind	—	—	—	—	—	83,100	1,86,080	70,024	1,46,867	2,27,732
.. Madras	—	—	—	—	—	67,310	1,63,750	4,90,335	1,96,260	1,10,353
.. Burma	—	—	—	—	—	53,130	3,20,430	2,43,343	2,36,747	1,44,826
TOTAL	—	—	—	—	—	21,43,490	39,90,300	55,00,998	31,14,01	29,15,328(b)

*Shown as Tanganyika Territory under the British Empire from 1921-22.

†Included in Turkey, Asiatic prior to 1921-22.

(a) Duty was collected on Rs. 1,83,834 in 1922-23.

(b) Duty was collected on Rs. 20,02,368 in 1923-24.

ARTICLES, AND COUNTRIES OF CONSIGNMENT, ALSO SHARE OF EACH PROVINCE	QUANTITY					VALUE				
	1919-20	1920-21	1921-22	1922-23	1923-24	1919-20	1920-21	1921-22	1922-23	1923-24
						R	R	R	R	R
Instruments, Apparatus, and Appliances, and parts thereof—continued										
<i>Electrical, including telegraph and telephone apparatus not being machinery—continued</i>										
Electric wires and cables—										
Rubber, insulated (III. F)—										
United Kingdom	—	—	—	—	—	20,68,860	49,75,050	29,09,082	24,23,450	24,50,4
Straits Settlements (including Labuan)	—	—	—	—	—	4,561	..	2,3
Federated Malay States	—	—	—	—	—	..	22,970
Other British Possessions	—	—	—	—	—	70	..	858	..	4
TOTAL BRITISH EMPIRE	—	—	—	—	—	20,68,930	49,98,020	29,14,501	24,23,450	24,53,4
Sweden	—	—	—	—	—	68,91
Germany	—	—	—	—	—	34,748	2,49,965	82,21
Netherlands	—	—	—	—	—	..	790	19,551	57,588	31,55
Belgium	—	—	—	—	—	..	1,320	2,406	3,541	16,81
France	—	—	—	—	—	2,222	2,115	31
Switzerland	—	—	—	—	—	30,562	6,51
Italy	—	—	—	—	—	15,680	1,370	..	4,585	2,16
Japan	—	—	—	—	—	2,10,980	1,07,390	18,883	22,027	4,30
United States of America—										
<i>Vid Atlantic Coast</i>	—	—	—	—	—	2,74,740	3,85,660	4,64,465	58,187	99,18
<i>" Pacific "</i>	—	—	—	—	—	68,550
Other Foreign Countries	—	—	—	—	—	160	72
TOTAL FOREIGN COUNTRIES	—	—	—	—	—	5,70,010	4,96,580	5,62,285	4,20,440	2,62,73
<i>Share of Bengal</i>	—	—	—	—	—	17,50,600	31,95,050	20,12,904	13,88,946	13,95,52
<i>" Bombay</i>	—	—	—	—	—	6,43,440	13,62,500	9,50,764	11,08,013	10,00,76
<i>" Sind</i>	—	—	—	—	—	12,800	20,780	22,140	29,806	1,35,12
<i>" Madras</i>	—	—	—	—	—	6,270	1,66,780	1,65,092	1,71,212	1,12,11
<i>" Burma</i>	—	—	—	—	—	4,25,830	2,49,120	3,25,886	1,54,913	82,67
TOTAL	—	—	—	—	—	26,38,940	54,94,570	34,76,786	28,52,890	27,16,214
Insulations, other than rubber (III. F)—										
United Kingdom	—	—	—	—	—	12,16,460	40,21,740	55,38,458	35,39,741	18,28,041
Ceylon	—	—	—	—	—	6,560	890	..	52	81
Other British Possessions	—	—	—	—	—	190	364
TOTAL BRITISH EMPIRE	—	—	—	—	—	12,23,210	40,22,630	55,38,458	35,39,793	18,28,494
Sweden	—	—	—	—	—	2,078	..
Germany	—	—	—	—	—	..	1,420	1,04,183	74,988	69,478
Netherlands	—	—	—	—	—	346	..	80,055
Belgium	—	—	—	—	—	..	7,200	5,550	7,343	11,349
France	—	—	—	—	—	4,557	3,889
Switzerland	—	—	—	—	—	5,170	25,825
Italy	—	—	—	—	—	..	1,210	2,339	..	3,163
Austria	—	—	—	—	—	9,845	999	2,011
Hungary	—	—	—	—	—
Japan	—	—	—	—	—	44,630	1,14,440	11,155	13,957	8,639
United States of America—										
<i>Vid Atlantic Coast</i>	—	—	—	—	—	1,18,870	23,560	3,42,653	1,95,227	2,00,172
<i>" Pacific "</i>	—	—	—	—	—	7,210
Other Foreign Countries	—	—	—	—	—	456	..
TOTAL FOREIGN COUNTRIES	—	—	—	—	—	1,70,710	1,47,820	4,76,071	3,05,626	3,99,524
<i>Share of Bengal</i>	—	—	—	—	—	2,64,070	20,57,320	18,97,936	16,85,987	12,91,121
<i>" Bombay</i>	—	—	—	—	—	6,12,710	15,39,280	31,06,718	14,88,393	7,89,234
<i>" Sind</i>	—	—	—	—	—	38,870	22,420	2,02,911	76,388	31,294
<i>" Madras</i>	—	—	—	—	—	3,68,730	4,97,700	6,26,869	4,70,417	36,298
<i>" Burma</i>	—	—	—	—	—	19,690	63,740	1,82,098	1,24,253	80,064
TOTAL	—	—	—	—	—	13,93,920	41,70,460	60,14,520	38,45,418	22,28,016

(a) Duty was collected on Rs. 94,488 in 1923-24.
 (b) Duty was collected on Rs. 22,01,228 in 1923-24.

No. 13—continued

ARTICLES, AND COUNTRIES OF CONSIGNMENT, ALSO SHARE OF EACH PROVINCE	QUANTITY					VALUE				
	1919-20	1920-21	1921-22	1922-23	1923-24	1919-20	1920-21	1921-22	1922-23	1923-24
Instruments, Apparatus, and Appliances, and parts thereof—continued						R	R	R	R	R
<i>Electrical, including telegraph and telephone apparatus not being machinery—continued</i>										
Electric wires and cables—continued										
Telegraph and Telephone wires and cables (III. F)(a)—										
United Kingdom	—	—	—	—	—	—	2,80,830	1,82,476	1,61,415	8,92,463
Other British Possessions	—	—	—	—	—	—	1,205	122
TOTAL BRITISH EMPIRE	—	—	—	—	—	—	2,80,830	1,82,476	1,62,620	8,92,585
Belgium	—	—	—	—	—	—	..	140
Japan	—	—	—	—	—	—	16,040	110
United States of America—										
<i>Via Atlantic Coast</i>	—	—	—	—	—	—	17,700	..	581	8,611
TOTAL FOREIGN COUNTRIES	—	—	—	—	—	—	33,740	140	581	8,727
Share of Bengal	—	—	—	—	—	—	1,08,670	900	16,731	2,72,317
" Bombay	—	—	—	—	—	—	1,36,260	1,27,243	1,08,132	6,12,824
" Sind	—	—	—	—	—	—	52,750	2,472	15,668	150
" Madras	—	—	—	—	—	—	7,280	1,130	6,150	6,875
" Burma	—	—	—	—	—	—	11,520	871	12,473	4,240
TOTAL	—	—	—	—	—	—	3,14,570	1,82,616	1,68,151	8,96,812
Bare copper wire (Electrolytic) other than telegraph and telephone wires (III. F)—										
United Kingdom	—	—	—	—	—	1,80,890	6,38,580	7,57,902	5,92,389	10,52,546
Germany	—	—	—	—	—	..	170	..	36,029	14,084
Netherlands	—	—	—	—	—	35,325	97,560	7,042
Belgium	—	—	—	—	—	2,189	2,189
France	—	—	—	—	—	..	72,360	1,384
Italy	—	—	—	—	—	8,805	11,655	..
Austria	—	—	—	—	—	125
Hungary	—	—	—	—	—
Japan	—	—	—	—	—	1,92,720	4,09,370	28,880	..	52,040
United States of America—										
<i>Via Atlantic Coast</i>	—	—	—	—	—	78,490	10,58,730	4,08,210	94,288	7,026
" Pacific "	—	—	—	—	—	400
TOTAL FOREIGN COUNTRIES	—	—	—	—	—	2,71,610	15,40,630	4,77,554	2,41,721	82,486
Share of Bengal	—	—	—	—	—	1,35,020	3,07,240	3,49,622	2,43,642	6,15,037
" Bombay	—	—	—	—	—	1,64,940	14,36,810	6,76,296	2,88,072	3,80,887
" Sind	—	—	—	—	—	9,430	10,610	1,46,791	2,18,601	1,05,108
" Madras	—	—	—	—	—	1,280	8,780	32,479
" Burma	—	—	—	—	—	90,830	3,54,770	1,83,717	78,795	726
TOTAL	—	—	—	—	—	4,52,500	21,79,210	12,35,456	8,34,110	11,35,082(b)
Total value of Electric Wires and Cables—										
United Kingdom	—	—	—	—	—	34,68,210	99,16,200	98,37,918	67,16,995	62,23,486
Ceylon	—	—	—	—	—	6,680	890	..	1,007	204
Straits Settlements (including Labuan)	—	—	—	—	—	190	..	4,561	..	2,628
Hongkong	—	—	—	—	—	..	22,970
Other British Possessions	—	—	—	—	—	858	250	780
TOTAL BRITISH EMPIRE	—	—	—	—	—	34,78,080	99,40,060	98,43,337	67,18,252	62,27,048

(a) Separately recorded from 1920-21.

(b) Duty was collected on Rs. 10,274 in 1923-24.

No. 13—continued

ARTICLES, AND COUNTRIES OF CONSIGNMENT; ALSO SHARE OF EACH PROVINCE	QUANTITY					VALUE				
	1919-20	1920-21	1921-22	1922-23	1923-24	1919-20	1920-21	1921-22	1922-23	1923-24
Instruments, Apparatus, and Appliances, and parts thereof—continued						R	R	R	R	R
<i>Electrical, including telegraph and telephone apparatus not being machinery—continued</i>										
Electric Wires and Cables—contd.										
<i>Total value of Electric Wires and Cables—continued</i>										
Sweden	—	—	—	—	—	2,978	68,990
Germany	—	—	—	—	—	..	1,590	1,74,256	3,60,932	1,15,761
Netherlands	—	—	—	—	—	..	790	19,997	1,55,148	1,18,631
Belgium	—	—	—	—	—	..	8,520	8,096	13,073	30,361
France	—	—	—	—	—	..	72,360	3,616	6,672	4,161
Switzerland	—	—	—	—	—	35,752	32,340
Italy	—	—	—	—	—	16,630	2,580	6,144	16,240	5,330
Austria	—	—	—	—	—	9,845	999	2,868
Hungary	—	—	—	—	—
Japan	—	—	—	—	—	4,48,280	6,47,240	58,868	36,884	60,097
United States of America—										
<i>Via Atlantic Coast</i>	—	—	—	—	—	4,72,100	14,86,650	12,35,328	3,48,183	3,09,989
" Pacific "	—	—	—	—	—	76,160
Other Foreign Countries	—	—	—	—	—	160	456	..
TOTAL FOREIGN COUNTRIES	—	—	—	—	—	10,12,830	22,18,730	15,16,050	9,77,317	7,48,528
Share of Bengal	—	—	—	—	—	23,00,690	57,26,280	42,61,361	33,40,286	35,74,007
" Bombay	—	—	—	—	—	14,21,090	49,74,840	47,69,121	29,92,610	27,83,513
" Sind	—	—	—	—	—	60,900	1,06,570	3,74,244	3,43,456	2,62,673
" Madras	—	—	—	—	—	3,66,330	6,81,640	7,92,091	6,47,779	1,87,569
" Burma	—	—	—	—	—	3,35,350	6,69,460	6,72,570	3,71,436	1,67,814
TOTAL	—	—	—	—	—	44,85,860	1,21,58,790	1,08,69,387	76,05,569	60,75,576
Telegraph and telephone instruments, and apparatus (ILL. F)—										
United Kingdom	—	—	—	—	—	2,44,250	3,15,420	3,97,438	3,63,040	31,06,050
Other British Possessions	—	—	—	—	—	100	730	669	605	342
TOTAL BRITISH EMPIRE	—	—	—	—	—	2,44,350	3,16,150	3,98,107	3,63,645	31,07,292
Sweden	—	—	—	—	—	99,920	87,550	75,320	863	14,106
Norway	—	—	—	—	—	90	1,680
German	—	—	—	—	—	301	6,069	3,106
Belgium	—	—	—	—	—	2,415	..
France	—	—	—	—	—	530	..	4,339
Japan	—	—	—	—	—	21,050	6,470	6,869	1,434	30
Egypt †	—	—	—	—	—	1,390
United States of America—										
<i>Via Atlantic Coast</i>	—	—	—	—	—	2,42,900	83,910	22,120	90,476	19,056
" Pacific "	—	—	—	—	—	24,280	..	50	..	150
TOTAL FOREIGN COUNTRIES	—	—	—	—	—	3,88,240	1,79,510	1,05,190	1,10,257	42,777
Share of Bengal	—	—	—	—	—	23,540	36,690	1,24,669	1,02,240	1,50,061
" Bombay	—	—	—	—	—	5,48,040	3,18,130	1,69,651	1,41,537	30,02,534
" Sind	—	—	—	—	—	..	3,770	1,665	6,440	1,691
" Madras	—	—	—	—	—	54,810	78,330	1,79,567	36,979	75,971
" Burma	—	—	—	—	—	6,200	64,740	27,845	1,20,796	9,812
TOTAL	—	—	—	—	—	6,32,590	4,95,660	5,03,297	4,73,902	32,40,069

† Shown as a Foreign Country from 1923-24.

No. 13—continued

ARTICLES, AND COUNTRIES OF CONSIGNMENT; ALSO SHARE OF EACH PROVINCE	QUANTITY					VALUE				
	1919-20	1920-21	1921-22	1922-23	1923-24	1919-20	1920-21	1921-22	1922-23	1923-24
Instruments, Apparatus, and Appliances, and parts thereof—continued						R	R	R	R	R
<i>Electrical, including tele- graphic and telephone apparatus not being machi- nery—continued</i>										
Electric lamps and parts thereof—										
Electric glow lamps (III. F)—										
United Kingdom	—	—	—	—	—	74,920	10,44,840	12,34,680	7,99,929	5,76,942
Straits Settlements (Includ- ing Labuan)	—	—	—	—	—	1,671	..	604
Other British Possessions	—	—	—	—	—	537	1,320	80
TOTAL BRITISH EMPIRE	—	—	—	—	—	74,920	10,44,840	12,36,888	8,01,249	5,77,576
Sweden	—	—	—	—	—	..	140	2,409	626	..
Denmark	—	—	—	—	—	2,010	..
Germany	—	—	—	—	—	..	17,530	1,90,001	4,00,236	2,08,657
Netherlands	—	—	—	—	—	16,980	4,66,770	6,09,861	4,54,460	5,81,028
Belgium	—	—	—	—	—	..	11,090	6,056	50,005	..
France	—	—	—	—	—	1,760	24,800	19,858	1,459	917
Italy	—	—	—	—	—	..	40	86,899	6,198	46,749
Austria	—	—	—	—	—	..	9,300	1,95,089	25,574	39,445
Hungary	—	—	—	—	—	18,100	2,526	..
Czechoslovakia	—	—	—	—	—	4,702	..	190
China (exclusive of Hong- kong and Macao)	—	—	—	—	—	..	4,480	..	14,088	611
Japan	—	—	—	—	—	13,800	28,940	22,801	13,217	4,327
United States of America—										
<i>Via Atlantic Coast</i>	—	—	—	—	—	40,970	76,250	97,761	29,825	24,492
" Pacific "	—	—	—	—	—	2,200	8,080	1,653
Other Foreign Countries	—	—	—	—	—	120	150	630
TOTAL FOREIGN COUNTRIES	—	—	—	—	—	75,710	1,45,420	11,94,805	10,01,174	9,07,946
<i>Share of Bengal</i>	—	—	—	—	—	20,450	9,61,280	8,66,624	6,71,933	5,51,577
" Sind	—	—	—	—	—	3,240	87,330	74,733	96,850	1,37,177
" Madras	—	—	—	—	—	21,190	78,920	1,24,852	1,12,535	42,773
" Burma	—	—	—	—	—	1,00,430	1,72,120	2,55,105	2,22,169	1,37,264
TOTAL	—	—	—	—	—	1,50,880	16,90,260	24,31,693	18,02,423	14,85,522(6)
Electric lamps, other sorts (III. F)—										
United Kingdom	—	—	—	—	—	4,16,070	3,51,030	1,99,923†	2,30,390	1,58,454
Ceylon	—	—	—	—	—	900	50	145	1,904	234
Straits Settlements (Includ- ing Labuan)	—	—	—	—	—	3,200	1,160	320	3	6,770
Hongkong	—	—	—	—	—	10	..	48	2,525	150
Other British Possessions	—	—	—	—	—	..	140	..	388	..
TOTAL BRITISH EMPIRE	—	—	—	—	—	4,20,180	3,52,370	2,00,436	2,35,216	1,65,608
Germany	—	—	—	—	—	..	10,150	53,902	1,14,049	1,41,357
Netherlands	—	—	—	—	—	1,76,450	2,25,280	29,574	33,886	39,736
Belgium	—	—	—	—	—	1,810	3,440	2,836	30	370
France	—	—	—	—	—	..	1,740	3,625	4,218	2,718
Switzerland	—	—	—	—	—	3,290	50	398
Italy	—	—	—	—	—	3,260	8,610	3,880	146	19
Austria	—	—	—	—	—	3,026	..	9,278
Hungary	—	—	—	—	—	8,018
Czechoslovakia	—	—	—	—	—	8,969	5,276	840
Japan	—	—	—	—	—	1,02,420	95,350	82,773	2,849	15,830
United States of America—										
<i>Via Atlantic Coast</i>	—	—	—	—	—	1,88,540	51,110	18,424	23,548	2,07,296
" Pacific "	—	—	—	—	—	2,170	990	..	1,14,536	240
Other Foreign Countries	—	—	—	—	—	..	530	365	160	850
TOTAL FOREIGN COUNTRIES	—	—	—	—	—	4,77,740	3,82,250	1,57,771	3,03,697	4,26,552
<i>Share of Bengal</i>	—	—	—	—	—	3,72,340	1,10,550	59,486	1,59,348	1,69,427
" Bombay	—	—	—	—	—	4,06,370	6,22,170	2,24,249	1,39,641	99,591
" Sind	—	—	—	—	—	20,260	1,260	2,324	3,669	9,753
" Madras	—	—	—	—	—	71,400	35,400	34,957	46,159	92,906
" Burma	—	—	—	—	—	27,550	65,210	35,691	1,90,096	2,30,483
TOTAL	—	—	—	—	—	8,97,920(a)	7,34,620	3,58,207	6,38,913	5,92,160

(a) Duty was collected on Rs.70,910 in 1919-20.
† Shown as a Foreign country from 1923-24.
(b) Duty was collected on Rs.14,75,322 in 1923-24.

ARTICLES, AND COUNTRIES OF CONSIGNMENT; ALSO SHARE OF EACH PROVINCE	QUANTITY					VALUE				
	1919-20	1920-21	1921-22	1922-23	1923-24 ⁽¹⁾	1919-20	1920-21	1921-22	1922-23	1923-24
Instruments, Apparatus and Appliances, and Parts thereof—continued						R	R	R	R	R
<i>Electrical, including telegraph and telephone apparatus not being machinery—continued</i>										
Batteries (III. F)—										
United Kingdom	—	—	—	—	—	58,490	1,05,930	1,17,553	92,018	3,70,350
Other British Possessions	—	—	—	—	—	40	10	1,267	80	28
TOTAL BRITISH EMPIRE	—	—	—	—	—	58,530	1,05,940	1,18,820	92,098	3,70,387
Denmark	—	—	—	—	—	4,661
Germany	—	—	—	—	—	..	1,820	1,778	32,056	44,007
Japan	—	—	—	—	—	4,690	680	608
United States of America—										
<i>Via Atlantic Coast</i>	—	—	—	—	—	2,26,370	1,68,050	87,411	1,10,427	2,03,471
" <i>Pacific</i> "	—	—	—	—	—	24,090	..	150
Other Foreign Countries	—	—	—	—	—	..	740	146	805	380
TOTAL FOREIGN COUNTRIES	—	—	—	—	—	2,55,150	1,70,790	90,153	1,12,032	2,03,419
Share of Bengal	—	—	—	—	—	1,35,080	88,710	25,306	64,000	2,27,431
" <i>Bombay</i>	—	—	—	—	—	77,110	34,230	64,036	1,10,539	2,41,788
" <i>Sind</i>	—	—	—	—	—	30,570	20,450	52,718	12,657	35,423
" <i>Madras</i>	—	—	—	—	—	720	18,550	4,931	9,797	6,553
" <i>Burma</i>	—	—	—	—	—	68,200	56,160	61,922	37,299	1,12,511
TOTAL	—	—	—	—	—	3,11,680	2,76,730	2,08,973	2,34,886	6,23,800(b)
Carbons, electric (including furnace electrodes) (III. F) (a)—										
United Kingdom	—	—	—	—	—	..	67,400	42,236	40,400	58,370
Germany	—	—	—	—	—	..	990	4,246	6,760	3,280
Netherlands	—	—	—	—	—	..	3,500
United States of America—										
<i>Via Atlantic Coast</i>	—	—	—	—	—	..	12,250	6,076	..	2,157
Other Foreign Countries	—	—	—	—	—	..	140
TOTAL FOREIGN COUNTRIES	—	—	—	—	—	..	16,060	10,822	6,560	5,445
Share of Bengal	—	—	—	—	—	..	14,720	14,201	6,197	11,096
" <i>Bombay</i>	—	—	—	—	—	..	24,300	20,508	32,214	27,957
" <i>Sind</i>	—	—	—	—	—	..	3,720
" <i>Madras</i>	—	—	—	—	—	..	4,810	2,049
" <i>Burma</i>	—	—	—	—	—	..	36,860	16,794	8,558	24,762
TOTAL	—	—	—	—	—	..	84,420	52,558	46,060	63,815
Accumulators (including parts) (III. F) (a)—										
United Kingdom	—	—	—	—	—	..	14,15,250	7,82,911	2,82,643	2,14,121
Straits Settlements (including Labuan)	—	—	—	—	—	15
TOTAL BRITISH EMPIRE	—	—	—	—	—	..	14,15,250	7,82,911	2,82,643	2,14,136
Norway	—	—	—	—	—	1,700
Germany	—	—	—	—	—	6,660	850	11,824
Sweden	—	—	—	—	—	..	460
France	—	—	—	—	—	..	1,080
Italy	—	—	—	—	—	3,093	..
United States of America—										
<i>Via Atlantic Coast</i>	—	—	—	—	—	..	1,12,290	49,442	88,000	37,690
TOTAL FOREIGN COUNTRIES	—	—	—	—	—	..	1,13,830	56,102	86,943	51,223
Share of Bengal	—	—	—	—	—	..	45,550	..	1,12,573	56,288
" <i>Bombay</i>	—	—	—	—	—	..	14,41,250	8,33,977	2,47,122	2,04,737
" <i>Sind</i>	—	—	—	—	—	..	17,790	4,086	677	..
" <i>Madras</i>	—	—	—	—	—	..	23,120	..	8	1,760
" <i>Burma</i>	—	—	—	—	—	..	1,340	850	3,301	2,574
TOTAL	—	—	—	—	—	..	15,29,080	8,30,013	3,89,586	2,65,359

(1) Separately recorded from 1920-21.
 (2) Duty was collected on Rs. 23,786 in 1923-24.

No. 13—continued

ARTICLES, AND COUNTRIES OF CONSIGNMENT; ALSO SHARE OF EACH PROVINCE	QUANTITY					VALUE				
	1919-20	1920-21	1921-22	1922-23	1923-24	1919-20	1920-21	1921-22	1922-23	1923-24
Instruments, Apparatus, and Appliances, and parts thereof—continued						R	R	R	R	R
<i>Electrical, including tele- graph and telephone apparatus not being machi- nery—continued</i>										
Condensers, electric (III. F) (a)—										
United Kingdom	—	—	—	—	—	—	280	4,482	..	1,881
Japan	—	—	—	—	—	—	340
United States of America— <i>Vid Atlantic Coast</i>	—	—	—	—	—	—	48,340
TOTAL FOREIGN COUNTRIES	—	—	—	—	—	—	48,660
<i>Share of Bengal</i>	—	—	—	—	—	—	340
" <i>Bombay</i>	—	—	—	—	—	—	280	4,482	..	829
" <i>Madras</i>	—	—	—	—	—	—	48,340	1,052
TOTAL	—	—	—	—	—	—	48,660	4,482	..	1,881
Electric bell apparatus (not telegraphic or telephonic) (III. F) (a)—										
United Kingdom	—	—	—	—	—	—	24,800	33,593	1,607	2,502
Straits Settlements (includ- ing Labuan)	—	—	—	—	—	—	20
TOTAL BRITISH EMPIRE	—	—	—	—	—	—	24,800	33,593	1,607	2,522
Germany	—	—	—	—	—	—	6,660	2	4,343	1,853
United States of America— <i>Vid Atlantic Coast</i>	—	—	—	—	—	—	6,770	428	748	..
Other Foreign Countries	—	—	—	—	—	—	..	220	35	..
TOTAL FOREIGN COUNTRIES	—	—	—	—	—	—	13,430	650	5,126	1,853
<i>Share of Bengal</i>	—	—	—	—	—	—	23,360
" <i>Bombay</i>	—	—	—	—	—	—	12,710	17,576	4,703	317
" <i>Sind</i>	—	—	—	—	—	—	1,590	65	312	1,036
" <i>Madras</i>	—	—	—	—	—	—	80	15,760	..	1,464
" <i>Burma</i>	—	—	—	—	—	—	..	848	1,218	1,118
TOTAL	—	—	—	—	—	—	38,280	34,243	6,738	4,435
Electric lighting accessories and fittings (including switches) (III. F) (a)—										
United Kingdom	—	—	—	—	—	—	27,72,560	25,50,848	8,35,694	6,95,417
Mesopotamia*	—	—	—	—	—	—	1,682
Ceylon	—	—	—	—	—	—	19,350	5,118	60	1,042
Other British Possessions	—	—	—	—	—	—	100	..	50	107
TOTAL BRITISH EMPIRE	—	—	—	—	—	—	27,92,010	25,55,766	8,35,813	6,98,248
Sweden	—	—	—	—	—	—	..	46,855	50,617	167
Denmark	—	—	—	—	—	—	7,518
Germany	—	—	—	—	—	—	26,720	85,273	1,46,325	1,44,324
Netherlands	—	—	—	—	—	—	1,140	10,473	5,586	3,566
France	—	—	—	—	—	—	..	1,256	..	65
Italy	—	—	—	—	—	—	1,930	4,031	6,966	2,108
Austria	—	—	—	—	—	—	2,250
Hungary	—	—	—	—	—	—
Japan	—	—	—	—	—	—	31,460	50,947	6,653	11,885
Italian East Africa (Somal- land and Britrea)	—	—	—	—	—	—	58,260
United States of America— <i>Vid Atlantic Coast</i>	—	—	—	—	—	—	1,87,060	2,46,013	44,473	30,754
" <i>Pacific</i> "	—	—	—	—	—	—	43,210	13,968	3,025	..
Other Foreign Countries	—	—	—	—	—	—	320	995	1,102	1,163
TOTAL FOREIGN COUNTRIES	—	—	—	—	—	—	3,50,100	4,59,811	2,76,747	2,03,800
<i>Share of Bengal</i>	—	—	—	—	—	—	20,98,360	17,97,123	2,96,211	3,53,221
" <i>Bombay</i>	—	—	—	—	—	—	4,11,740	4,75,732	1,48,971	2,41,014
" <i>Sind</i>	—	—	—	—	—	—	58,670	59,830	1,72,664	78,366
" <i>Madras</i>	—	—	—	—	—	—	1,60,030	3,07,804	2,99,802	87,091
" <i>Burma</i>	—	—	—	—	—	—	4,15,310	3,75,088	1,95,512	1,41,856
TOTAL	—	—	—	—	—	—	31,42,110	30,15,577	11,12,560	9,02,048

(a) Separately recorded from 1920-21.
* Included in Turkey, Asiatic prior to 1921-22.

ARTICLES, AND COUNTRIES OF CONSIGNMENT; ALSO SHARE OF EACH PROVINCE	QUANTITY]					VALUE				
	1919-20	1920-21	1921-22	1922-23	1923-24	1919-20	1920-21	1921-22	1922-23	1923-24
						R	R	R	R	R
Instruments, Apparatus, and Appliances, and parts thereof—continued										
<i>Electrical, including telegraph and telephone apparatus not being machinery—continued</i>										
Electrical instruments (other than telegraphic and telephonic)—										
Meters (III. F)—										
United Kingdom	—	—	—	—	—	2,47,610	7,11,920	6,05,608	5,02,848	3,74,950
Other British Possessions	—	—	—	—	—	340	..	400	..	865
TOTAL BRITISH EMPIRE	—	—	—	—	—	2,47,950	7,11,920	6,06,008	5,02,848	3,75,815
Sweden	—	—	—	—	—	4,910	..
Germany	—	—	—	—	—	..	130	35,253	68,307	82,002
Netherlands	—	—	—	—	—	1,741	110
Switzerland	—	—	—	—	—	79,780	77,860	64,568	20,015	37,162
Italy	—	—	—	—	—	4,920	2,655	4,305
United States of America— Vid Atlantic Coast	—	—	—	—	—	11,310	49,740	51,936	28,400	24,333
Other Foreign Countries	—	—	—	—	—	..	1,260	30
TOTAL FOREIGN COUNTRIES	—	—	—	—	—	96,010	1,28,900	1,51,757	1,26,928	1,47,951
<i>Share of Bengal</i>	—	—	—	—	—	75,200	1,26,890	1,34,329	1,41,516	1,69,058
„ <i>Bombay</i>	—	—	—	—	—	2,17,380	5,69,450	3,82,718	3,16,734	1,69,046
„ <i>Sind</i>	—	—	—	—	—	6,130	41,110	76,856	71,413	67,846
„ <i>Madras</i>	—	—	—	—	—	7,730	46,190	35,589	33,431	41,419
„ <i>Burma</i>	—	—	—	—	—	37,520	57,270	1,28,243	61,682	86,398
TOTAL	—	—	—	—	—	3,43,960	8,40,910	7,57,765	6,20,776	5,23,766(c)
Others (III. F) (a)—										
United Kingdom	—	—	—	—	—	—	12,850	55,381	59,904	1,21,763
Germany	—	—	—	—	—	—	3,346	601
Switzerland	—	—	—	—	—	—	..	8,080	331	..
Italy	—	—	—	—	—	—	1,463
United States of America— Vid Atlantic Coast	—	—	—	—	—	—	2,440	7,416	35,523	12,839
Other Foreign Countries	—	—	—	—	—	—	790	..	1,927	20
TOTAL FOREIGN COUNTRIES	—	—	—	—	—	—	3,230	15,496	41,127	14,823
<i>Share of Bengal</i>	—	—	—	—	—	—	1,480	73,658
„ <i>Bombay</i>	—	—	—	—	—	—	12,410	48,678	32,383	16,190
„ <i>Madras</i>	—	—	—	—	—	—	580	26	391	522
„ <i>Burma</i>	—	—	—	—	—	—	1,610	22,174	67,217	46,916
TOTAL	—	—	—	—	—	—	16,080	70,877	1,01,091	1,36,586(d)
Electro-Medical apparatus (including X-ray apparatus) (III. F) (a)—										
United Kingdom	—	—	—	—	—	—	49,700	73,455	20,550	71,600
Other British Possessions	—	—	—	—	—	..	800	6
TOTAL BRITISH EMPIRE	—	—	—	—	—	—	50,500	73,455	20,550	71,606
Germany	—	—	—	—	—	—	2,003	20,922
Austria	—	—	—	—	—	—	2,360	..
Japan	—	—	—	—	—	—	360
United States of America— Vid Atlantic Coast	—	—	—	—	—	—	14,470	1,450	9,652	12,714
„ <i>Pacific</i>	—	—	—	—	—	—	520	..
TOTAL FOREIGN COUNTRIES	—	—	—	—	—	—	14,830	1,458	14,535	33,636
<i>Share of Bengal</i>	—	—	—	—	—	—	23,860	7,482	336	22,064
„ <i>Bombay</i>	—	—	—	—	—	—	36,520	32,258	31,442	53,702
„ <i>Sind</i>	—	—	—	—	—	—	1,760	14,263	2,613	19,593
„ <i>Madras</i>	—	—	—	—	—	—	3,190	19,525	90	9,815
„ <i>Burma</i>	—	—	—	—	—	—	..	1,386	706	67
TOTAL	—	—	—	—	—	—	65,330	74,913	35,085 (b)	1,05,231

(a) Separately recorded from 1920-21.
 (b) Duty was collected on Rs. 710 in 1922-23.
 (c) Duty was collected on Rs. 23,218 in 1923-24.
 (d) Duty was collected on Rs. 62,813 in 1923-24.

No. 13—continued

ARTICLES, AND COUNTRIES OF CONSIGNMENT; ALSO SHARE OF EACH PROVINCE	QUANTITY					VALUE				
	1919-20	1920-21	1921-22	1922-23	1923-24	1919-20	1920-21	1921-22	1922-23	1923-24
Instruments, Apparatus, and Appliances, and parts thereof—continued						R	R	R	R	R
<i>Electrical, including telegraph and telephone apparatus not being machinery—continued</i>										
Electrical Instruments (other than telegraphic and telephonic)—continued										
Switch boards (other than telegraph and telephone) (III. F) (a)—										
United Kingdom	—	—	—	—	—	3,20,610	3,50,360	11,04,130	5,63,984	4,88,090
Mesopotamia*	—	—	—	—	—	—	—	..	1,840	..
Other British Possessions	—	—	—	—	—	..	210	..	124	..
TOTAL BRITISH EMPIRE	—	—	—	—	—	3,20,610	3,50,570	11,04,130	5,65,948	4,88,090
Sweden	—	—	—	—	—	..	220	5,025	1,175	16,975
Germany	—	—	—	—	—	4,000	21,243	639
Netherlands	—	—	—	—	—	15,397
Belgium	—	—	—	—	—	1,050
Switzerland	—	—	—	—	—	1,803	..
Italy	—	—	—	—	—	4,480	..	1,140	860	5,945
Japan	—	—	—	—	—	13,460
United States of America—										
<i>Via Atlantic Coast</i>	—	—	—	—	—	2,62,000	1,88,100	2,19,775	77,316	2,05,051
" Pacific "	—	—	—	—	—	3,000
Other Foreign Countries	—	—	—	—	—	20	400	..	74	..
TOTAL FOREIGN COUNTRIES	—	—	—	—	—	2,88,560	1,88,720	2,45,337	1,02,471	2,30,561
<i>Share of Bengal</i>	—	—	—	—	—	3,55,310	3,54,720	4,35,751	3,94,172	5,00,210
" <i>Bombay</i>	—	—	—	—	—	68,660	94,110	3,86,836	2,87,312	2,11,596
" <i>Sind</i>	—	—	—	—	—	23,150	17,320	32,267	5,426	3,297
" <i>Madras</i>	—	—	—	—	—	30,310	33,910	3,84,349	61,346	1,340
" <i>Burma</i>	—	—	—	—	—	1,31,340	45,170	80,254	10,164	1,728
TOTAL	—	—	—	—	—	6,00,170	5,45,290	13,40,407	6,68,410	7,18,671
terlor fittings (III. F) (b)—										
United Kingdom	—	—	—	—	—	1,29,090	—	—	—	—
Other British Possessions	—	—	—	—	—	..	—	—	—	—
TOTAL BRITISH EMPIRE	—	—	—	—	—	1,29,090	—	—	—	—
Japan	—	—	—	—	—	12,430	—	—	—	—
United States of America—										
<i>Via Atlantic Coast</i>	—	—	—	—	—	59,660	—	—	—	—
" Pacific "	—	—	—	—	—	4,800	—	—	—	—
Other Foreign Countries	—	—	—	—	—	470	—	—	—	—
TOTAL FOREIGN COUNTRIES	—	—	—	—	—	77,360	—	—	—	—
<i>Share of Bengal</i>	—	—	—	—	—	38,180	—	—	—	—
" <i>Bombay</i>	—	—	—	—	—	44,030	—	—	—	—
" <i>Sind</i>	—	—	—	—	—	5,140	—	—	—	—
" <i>Madras</i>	—	—	—	—	—	44,470	—	—	—	—
" <i>Burma</i>	—	—	—	—	—	74,530	—	—	—	—
TOTAL	—	—	—	—	—	2,06,450	—	—	—	—
ectrical goods and apparatus not enumerated (III. F)—										
United Kingdom	—	—	—	—	—	27,94,500	1,02,55,360	1,00,55,530	32,95,830	29,38,744
Mesopotamia*	—	—	—	—	—	—	—	500	1,400	141
Bahrein Islands	—	—	—	—	—	3,036	..
Ceylon	—	—	—	—	—	5,480	9,110	8,401	462	6,064
Straits Settlements (including Labuan)	—	—	—	—	—	4,770	780	7,436	9,350	5,853
Egypt†	—	—	—	—	—	12,340
Transvaal	—	—	—	—	—	21,046
Canada—										
<i>Via Atlantic Coast</i>	—	—	—	—	—	610	..
" Pacific "	—	—	—	—	—	..	6,850
Victoria	—	—	—	—	—	3,250	150
New South Wales	—	—	—	—	—	190
<i>Australian Commonwealth (Total)</i>	—	—	—	—	—	3,440	130
Other British Possessions	—	—	—	—	—	1,200	140	165	453	760
TOTAL BRITISH EMPIRE	—	—	—	—	—	28,21,790	1,02,72,190	1,00,88,078	33,11,650	29,46,560

(a) Separately Recorded from 1920-21. Figures for 1919-20 represent those for Switch gear.

(b) Discontinued from 1920-21.

* Included in Turkey, Asiatic prior to 1921-22.

† Shown as a Foreign Country from 1923-24.

(c) Duty was collected on 16,67 222 in 1923-24.

ARTICLES, AND COUNTRIES OF CONSIGNMENT; ALSO SHARE OF EACH PROVINCE	QUANTITY					VALUE				
	1919-20	1920-21	1921-22	1922-23	1923-24	1919-20	1920-21	1921-22	1922-23	1923-24
Instruments, Apparatus, and Appliances, and parts thereof—continued						R	R	R	R	R
<i>Electrical, including telegraph and telephone apparatus not being machinery—continued</i>										
Electrical goods and apparatus not enumerated (III. F)—continued										
Sweden	—	—	—	—	—	160	25,040	96,551	6,600	26,130
Denmark	—	—	—	—	—	..	3,140	818	9,526	15,875
Germany	—	—	—	—	—	..	1,23,780	1,94,838	7,50,647	4,74,855
Netherlands	—	—	—	—	—	21,300	1,310	4,811	5,583	11,210
Belgium	—	—	—	—	—	5,710	15,360	7,434	14,488	9,795
France	—	—	—	—	—	1,830	14,460	25,289	15,321	8,434
Switzerland	—	—	—	—	—	4,540	970	1,989	3,192	225
Italy	—	—	—	—	—	30,560	1,34,210	1,50,763	73,759	20,221
Austria	—	—	—	—	—	..	20	4,354	14,188	5,066
Hungary	—	—	—	—	—
Czechoslovakia	—	—	—	—	—	—	—	6,668	21,486	76
Turkey, Asiatic	—	—	—	—	—	—	—
Persian Gulf	—	—	—	—	—	..	3,260	—	—	—
China (exclusive of Hongkong and Macao).	—	—	—	—	—	530	2,990
Japan	—	—	—	—	—	1,88,790	4,53,550	2,31,539	2,20,497	1,07,695
Egypt †	—	—	—	—	—	—	—	—	—	170
United States of America—										
<i>Via Atlantic Coast</i>	—	—	—	—	—	22,57,620	51,12,730	37,28,230	3,07,561	3,97,373
" Pacific "	—	—	—	—	—	3,81,810	20,960	31,469	1,140	645
Other Foreign Countries	—	—	—	—	—	..	890	125	34	657
TOTAL FOREIGN COUNTRIES	—	—	—	—	—	28,92,850	59,09,660	44,84,873	14,44,022	10,91,317
Share of Bengal	—	—	—	—	—	31,89,120	66,91,440	68,52,279	20,18,795	31,54,311
" Bombay	—	—	—	—	—	16,82,540	30,23,310	64,90,238	22,30,263	14,86,889
" Sind	—	—	—	—	—	33,630	5,70,710	1,90,704	1,77,317	63,012
" Madras	—	—	—	—	—	5,23,440	5,98,650	6,07,517	2,06,739	2,19,153
" Burma	—	—	—	—	—	2,85,750	2,97,260	4,32,213	1,22,568	1,14,512
TOTAL	—	—	—	—	—	1,57,14,640	1,91,61,370	1,45,72,951	47,55,672(a)	40,37,877(a)
Total value of Instruments, Electrical, including telegraph and telephone apparatus, not being machinery—										
United Kingdom	—	—	—	—	—	80,01,310	2,88,82,500	2,84,24,071	1,51,99,789	1,72,21,516
Bahrein Islands	—	—	—	—	—	5,454	6,100
Mesopotamia*	—	—	—	—	—	—	—	1,100	9,889	4,141
Ceylon	—	—	—	—	—	13,480	30,710	11,848	6,067	8,047
Straits Settlements (including Labuan)	—	—	—	—	—	8,840	3,620	15,665	14,073	18,089
Hongkong	—	—	—	—	—	620	23,070	48	3,810	7,639
Egypt †	—	—	—	—	—	12,340	140	758	..	—
Transvaal	—	—	—	—	—	21,046
Canada—										
<i>Via Atlantic Coast</i>	—	—	—	—	—	510	..
" Pacific "	—	—	—	—	—	..	6,650
Victoria	—	—	—	—	—	3,250	150
New South Wales	—	—	—	—	—	190	..	1,395	..	135
Australian Commonwealth (Total)	—	—	—	—	—	3,440	150	1,395	..	135
Other British Possessions	—	—	—	—	—	640	340	405	156	853
TOTAL BRITISH EMPIRE	—	—	—	—	—	80,40,670	2,89,47,270	2,84,76,936	1,52,39,498	1,72,06,620

* Included in Turkey, Asiatic prior to 1921-22.
 † Shown as a Foreign Country from 1923-24.
 (a) Duty was collected on R47,41,633 in 1922-23 and on R40,00,471 in 1923-24.

No. 13—continued

ARTICLES, AND COUNTRIES OF CONSIGNMENT; ALSO SHARE OF EACH PROVINCE	QUANTITY					VALUE				
	1919-20	1920-21	1921-22	1922-23	1923-24	1919-20	1920-21	1921-22	1922-23	1923-24
Instruments, Apparatus, and Appliances, and parts thereof—continued										
<i>Electrical, including telegraph and telephone apparatus not being machinery—concluded</i>										
<i>Total value of Instruments, Electrical, including telegraph and telephone apparatus, not being machinery—continued</i>										
Sweden	—	—	—	—	..	1,00,150	1,10,860	2,27,160	81,528	1,20,368
Norway	—	—	—	—	—	90	2,070	125	48	2,507
Denmark	—	—	—	—	3,140	818	14,384	28,074
Germany	—	—	—	—	1,04,200	7,79,528	20,75,787	15,79,066
Netherlands	—	—	—	—	..	2,14,780	7,33,270	6,88,489	6,58,423	7,50,127
Belgium	—	—	—	—	..	7,020	38,870	34,836	81,111	43,400
France	—	—	—	—	..	3,610	1,17,080	54,589	28,029	20,854
Switzerland	—	—	—	—	—	87,610	83,800	81,095	61,993	60,892
Italy	—	—	—	—	—	5,98,140	7,50,220	16,59,511	10,00,854	5,60,876
Austria	—	—	—	—	—	..	9,320	2,12,499	45,351	78,628
Hungary	—	—	—	—	—	18,100	2,526	8,018
Czechoslovakia	—	—	—	—	—	20,339	26,762	1,564
Turkey, Asiatic (Persian Gulf)	—	—	—	—	—	..	3,500
Siam	—	—	—	—	—	1,280
China (exclusive of Hongkong and Macao)	—	—	—	—	—	530	4,480	900	16,037	7,000
Japan	—	—	—	—	—	8,12,530	12,65,820	4,06,750	3,10,543	1,99,924
Egypt†	—	—	—	—	—	2,410
Portuguese East Africa Italian East Africa (Somaliland and Eritrea)	—	—	—	—	—	7,500
United States of America—										
<i>Via Atlantic Coast</i>	—	—	—	—	—	50,32,840	94,29,750	78,32,865	18,76,539	18,32,396
<i>" Pacific "</i>	—	—	—	—	—	5,95,910	73,240	1,43,486	4,685	7,811
Other Foreign Countries	—	—	—	—	—	560	500	120	799	585
TOTAL FOREIGN COUNTRIES	—	—	—	—	—	74,65,220	1,28,91,370	1,21,57,465	63,46,099	53,25,610
<i>Share of Bengal</i>	—	—	—	—	—	81,41,020	1,84,83,920	1,77,70,330	89,80,507	96,80,603
<i>" Bombay</i>	—	—	—	—	—	48,39,880	1,80,85,540	1,65,25,382	82,46,685	99,60,245
<i>" Sind</i>	—	—	—	—	—	2,06,140	10,96,700	10,05,909	10,40,652	9,58,098
<i>" Madras</i>	—	—	—	—	—	11,87,710	19,70,550	29,79,351	16,56,375	8,80,648
<i>" Burma</i>	—	—	—	—	—	11,21,140	22,02,930	23,53,129	16,61,378	12,22,641
TOTAL	—	—	—	—	—	1,54,95,890	4,18,38,640	4,06,34,401	2,15,85,597	2,25,92,130
Musical—										
<i>Organs and Harmoniums, complete (III. D)—</i>										
United Kingdom	No. 12	No. 345	No. 10	No. 31	No. 172	2,630	24,960	2,977	21,826	13,652
Ceylon	28	35	16	13	25	960	1,820	1,032	736	889
Straits Settlements (including Labuan)	24	31	15	20	22	1,080	1,710	575	1,480	515
Other British Possessions	2	1	7	5	51	90	50	547	480	80
TOTAL BRITISH EMPIRE	60	412	48	78	270	4,760	28,540	5,131	24,522	15,166
Sweden	1	1	1	1	..	470	1,008	117	28
Germany	3	41	4,727	277	7,718	4,982
Netherlands	1	..	7	220	..	3,357
Belgium	60	3	7,290	600
France	41	3	17	49	..	6,910	1,131	2,405	8,373
China (exclusive of Hongkong and Macao)	23	18	1,410	1,136
Japan	83	177	24	24	101	2,040	18,870	4,236	2,672	8,106
United States of America—										
<i>Via Atlantic Coast</i>	22	109	69	49	50	5,950	27,840	20,788	14,819	11,317
<i>" Pacific "</i>	1	12	100	2,610
Other Foreign Countries	1	2	3	1	5	20	60	500	84	900
TOTAL FOREIGN COUNTRIES	57	392	106	156	4,958	8,110	64,050	29,755	29,225	38,259
<i>Share of Bengal</i>	35	390	52	38	392	2,450	27,050	15,493	9,495	10,540
<i>" Bombay</i>	30	164	41	72	137	5,630	32,040	10,424	29,492	17,759
<i>" Sind</i>	4	74	6	11	9	220	12,590	452	2,618	1,170
<i>" Madras</i>	58	76	42	52	60	3,940	8,110	4,236	5,220	14,156
<i>" Burma</i>	6	100	14	61	4,811	630	12,800	3,281	6,922	9,859
TOTAL	123	804	154	234	5,224	12,870	92,560	33,886(a)	53,747(a)	63,455

(a) Duty was collected on Rs25,578 in 1921-22 and on Rs52,902 in 1922-23.
† Shown as a Foreign Country from 1923-24.

ARTICLES, AND COUNTRIES OF CONSIGNMENT; ALSO SHARE OF EACH PROVINCE	QUANTITY					VALUE				
	1919-20	1920-21	1921-22	1922-23	1923-24	1919-20	1920-21	1921-22	1922-23	1923-24
Instruments, Apparatus, and Appliances, and parts thereof—continued										
<i>Musical—continued</i>										
Pianos and Piano players, complete (III. D)—	No.	No.	No.	No.	No.	R	R	R	R	R
United Kingdom	132	102	143	90	93	85,560	2,70,790	1,33,604	86,777	96,341
Bahrain Islands	1	1,000
Ceylon	5	4	5	1	3	3,230	3,460	2,750	715	675
Straits Settlements (including Labuan)	2	5	4	11	4	750	2,750	3,000	4,490	1,641
Hongkong	2	..	1	3,620	..	1,500	..
Egypt†	2	2	—	1,266	1,381	—
Natal	1	1,553
Canada— Via Atlantic Coast	2	2,061
Western Australia	1	202
Victoria	1	1	1	500	2,630	470
New South Wales	1	802
Australian Commonwealth (Total)	1	1	2	..	1	500	2,630	762	..	302
Other British Possessions	1	..	1	..	2	200	..	400	..	575
TOTAL BRITISH EMPIRE	141	204	160	105	104	90,240	2,83,220	1,95,743	94,863	1,02,095
Germany	2	122	106	185	102	1,660	1,62,100	1,36,960	1,09,042	1,38,617
Netherlands	2	3	1,280	2,630
Belgium	1	..	1	350	..	2,285
France	2	6	7	2	1	1,270	7,380	7,105	1,755	675
Switzerland	1	1	1,280	1,200
Italy	8	4	3	7,745	3,160	2,333
Austria	10	2	2	3	..	16,760	1,543	1,845	3,124
Hungary
Maskat Territory and Trucial Oman	1	1	..	600	1,200
China (exclusive of Hongkong and Macao)	17	6	15	9	6	10,770	3,680	10,647	6,468	4,132
Japan	1	..	4	2	..	400	..	2,829	2,171	..
Egypt†	—	—	—	—	1	—	—	—	—	1,200
United States of America— Via Atlantic Coast	53	66	15	20	22	46,440	1,07,400	18,525	22,352	18,674
Other Foreign Countries	2	1	2	1	2	350	300	1,300	650	9.0
TOTAL FOREIGN COUNTRIES	80	219	160	225	232	63,450	3,01,050	1,87,003	2,10,443	1,73,190
Share of Bengal	63	173	113	94	95	49,550	2,29,650	1,30,873	89,368	92,079
„ Bombay	96	145	97	88	103	76,090	3,28,210	1,12,878	89,060	99,797
„ Sind	27	39	33	41	24	6,360	47,350	42,840	31,504	22,766
„ Madras	10	19	12	16	21	5,780	18,740	15,991	14,278	19,162
„ Burma	26	47	65	91	93	17,010	60,380	30,164	87,096	40,431
TOTAL	221	423	320	330	330	1,53,690	5,84,330	3,82,746	3,11,306(a)	2,75,285(a)
Talking machines and accessories—										
Talking machines (III. D)—	No.	No.	No.	No.	No.					
United Kingdom	616	4,453	2,248	1,716	1,021	46,810	5,13,830	2,41,236	1,23,512	1,26,976
Mesopotamia*	—	—	18	4	..	—	—	1,476	200	..
Ceylon	35	38	17	23	18	3,890	3,590	1,391	1,072	716
Straits Settlements (including Labuan)	72	80	36	33	19	4,130	5,840	2,727	1,355	805
Hongkong	1	10	..	1	..	50	1,030	..	445	..
Other British Possessions	9	3	7	5	5	710	230	532	780	735
TOTAL BRITISH EMPIRE	783	4,593	2,326	1,782	1,063	55,590	5,24,570	2,47,412	1,27,424	1,29,292
Germany	581	827	3,427	4,164	..	19,210	24,155	1,06,816	1,30,296
Netherlands	12	5	149	55	..	420	721	5,193	2,183
France	1	5	8	3	..	100	1,449	1,067	280
Switzerland	725	1,325	1,012	677	256	21,130	54,700	55,971	31,801	16,094
Italy	37	440	105	162	57	1,970	27,200	8,248	11,848	2,650
Austria	267	2	15	2	..	0,050	238	1,030	150
Hungary
Japan	118	183	1	3,910	4,720	80
United States of America— Via Atlantic Coast	499	492	46	290	151	45,320	85,220	12,018	24,357	23,997
„ Pacific „	3	..	5	2	4	410	..	1,050	840	195
Other Foreign Countries	3	12	4	9	16	170	1,370	299	527	1,193
TOTAL FOREIGN COUNTRIES	1,285	3,313	2,011	4,733	4,709	72,910	1,90,950	1,04,149	1,84,139	1,77,723

* Included in Turkey, Asiatic prior to 1921-22.
 † Shown as a Foreign Country from 1923-24.
 (a) Duty was collected on R3,09,806 in 1922-23 and on R2,67,438 in 1923-24.

No. 13—continued

ARTICLES, AND COUNTRIES OF CONSIGNMENT; ALSO SHARE OF EACH PROVINCE	QUANTITY					VALUE				
	1919-20	1920-21	1921-22	1922-23	1923-24	1919-20	1920-21	1921-22	1922-23	1923-24
Instruments, Apparatus, and Appliances, and parts thereof—continued										
Musical—continued										
Talking machines and accessories—continued										
Talking machines (III. D)— continued.	No.	No.	No.	No.	No.	R	R	R	R	R
Share of Bengal	480	2,398	1,269	1,447	1,748	44,770	2,86,090	1,16,092	70,728	92,694
„ Bombay	1,095	4,420	2,581	3,009	3,064	51,370	3,43,810	2,06,531	1,72,046	1,26,607
„ Sind	237	646	302	678	1,228	12,860	51,360	14,371	29,136	47,697
„ Madras	132	189	135	257	197	8,060	17,220	9,781	14,282	12,001
„ Burma	184	253	49	524	435	11,440	26,040	5,788	24,771	28,115
TOTAL	2,118	7,906	4,337	6,515	6,672	1,28,500	7,24,520	3,51,561 (a)	8,11,563	3,07,015(a)
Records (III. D)—	No.	No.	No.	No.	No.					
United Kingdom	11,658	48,184	11,029	18,988	10,238	29,130	1,23,070	31,059	55,139	21,919
Ceylon	1,143	1,903	505	1,932	781	2,390	5,160	1,097	4,528	859
Straits Settlements (including Labuan)	2,095	4,941	1,470	1,441	3,648	5,100	11,230	2,985	2,394	5,998
Other British Possessions	295	677	448	331	92	950	1,180	873	951	96
TOTAL BRITISH EMPIRE	15,191	55,705	14,052	22,642	14,759	37,570	1,40,640	39,094	63,012	28,872
Germany	12,723	11,781	8,159	5,580	..	16,680	14,955	8,946	6,685
Belgium	2,448	3,390
France	79	422	646	314	1,105	1,289
Japan	184	585	20	86	142	300	1,560	45	193	249
United States of America—										
Vid Atlantic Coast	14,141	19,324	4,576	4,095	4,848	49,930	51,020	18,856	14,075	10,872
„ Pacific „	176	2	16	413	6	30
Other Foreign Countries	149	80	113	941	922	280	220	161	1,479	1,534
TOTAL FOREIGN COUNTRIES	14,474	35,161	16,745	13,705	12,163	50,510	72,770	29,744	26,804	20,639
Share of Bengal	24,626	62,556	8,448	16,007	12,261	78,360	1,64,250	23,926	49,330	24,826
„ Bombay	1,708	19,805	18,697	17,279	7,747	4,190	32,910	34,266	28,764	12,983
„ Sind	323	4,366	1,231	211	1,885	700	7,160	2,621	698	2,163
„ Madras	2,040	2,604	1,622	1,331	1,444	2,790	6,040	3,019	3,778	2,701
„ Burma	974	1,535	799	2,519	3,585	2,340	4,050	2,006	6,246	6,832
TOTAL	29,665	90,868	30,797	36,947	26,922	88,180	2,13,410	66,838	88,816(b)	49,511(b)
Accessories (III. D)—										
United Kingdom	—	—	—	—	—	54,770	6,32,320	2,08,217	72,076	1,01,121
Other British Possessions	—	—	—	—	—	660	900	8	62	564
TOTAL BRITISH EMPIRE	—	—	—	—	—	55,430	6,33,220	2,08,220	72,737	1,01,686
Germany	—	—	—	—	—	..	2,770	13,974	40,476	58,745
Netherlands	—	—	—	—	—	..	100	1,560	11,428	..
France	—	—	—	—	—	3,260	..	514	2,286	2,399
Switzerland	—	—	—	—	—	2,170	12,540	6,993	9,370	31,492
Italy	—	—	—	—	—	..	84,990	13,546	4,500	9,892
Japan	—	—	—	—	—	1,880	650	..	400	316
United States of America—										
Vid Atlantic Coast	—	—	—	—	—	1,89,610	41,890	8,097	199	872
„ Pacific „	—	—	—	—	—	74,300	..	630
Other Foreign Countries	—	—	—	—	—	12	520
TOTAL FOREIGN COUNTRIES	—	—	—	—	—	2,71,280	1,42,940	46,614	68,671	1,04,226
Share of Bengal	—	—	—	—	—	3,10,190	6,53,980	1,86,771	69,708	65,980
„ Bombay	—	—	—	—	—	8,020	1,08,410	50,437	67,526	1,20,264
„ Sind	—	—	—	—	—	5,580	10,550	14,606	13,088	14,956
„ Madras	—	—	—	—	—	730	1,410	820	177	668
„ Burma	—	—	—	—	—	2,190	1,810	1,190	929	4,061
TOTAL	—	—	—	—	—	3,26,710	7,76,160	2,53,834	1,41,408	2,06,921

(a) Duty was collected on Rs. 51,196 in 1921-22 and on Rs. 66,217 in 1923-24.

(b) „ „ „ „ Rs. 83,833 in 1922-23 and on Rs. 14,002 in 1923-24.

No. 13—continued

ARTICLES, AND COUNTRIES OF CONSIGNMENT; ALSO SHARE OF EACH PROVINCE	QUANTITY					VALUE				
	1919-20	1920-21	1921-22	1922-23	1923-24	1919-20	1920-21	1921-22	1922-23	1923-24
Instruments, Apparatus, and Appliances, and parts thereof—continued										
Musical—continued										
Talking machines and accessories—concluded										
Total value of talking machines and accessories—										
United Kingdom	—	—	—	—	—	1,30,810	12,69,220	4,80,562	2,51,320	2,59,016
Mesopotamia*	—	—	—	—	—	—	—	1,791	344	..
Ceylon	—	—	—	—	—	6,570	8,770	2,488	5,800	1,697
Straits Settlements (including Labuan)	—	—	—	—	—	9,480	17,950	6,695	3,749	7,405
Hongkong	—	—	—	—	—	500	1,760	..	764	..
Other British Possessions	—	—	—	—	—	1,280	730	1,190	1,390	831
TOTAL BRITISH EMPIRE	—	—	—	—	—	1,48,640	12,98,430	4,91,728	2,63,173	2,59,849
Sweden	—	—	—	—	—	1,118
Germany	—	—	—	—	—	..	38,060	53,084	1,56,238	1,95,706
Netherlands	—	—	—	—	—	..	520	2,281	16,898	2,183
Belgium	—	—	—	—	—	..	3,320	109	..	445
France	—	—	—	—	—	3,260	100	2,577	5,058	3,068
Switzerland	—	—	—	—	—	23,300	67,350	62,984	41,231	48,180
Italy	—	—	—	—	—	2,020	1,12,190	21,794	17,278	12,542
Austria	—	—	—	—	—	250	1,209	225
Hungary	—	—	—	—	—	..	6,950
Japan	—	—	—	—	—	6,090	6,930	45	593	645
United States of America—										
Via Atlantic Coast	—	—	—	—	—	2,84,860	1,78,130	38,971	38,631	35,741
" Pacific "	—	—	—	—	—	74,050	810	2,093	846	225
Other Foreign Countries	—	—	—	—	—	270	700	389	632	1,614
TOTAL FOREIGN COUNTRIES	—	—	—	—	—	3,94,750	4,16,660	1,79,507	2,78,614	3,02,598
Share of Bengal	—	—	—	—	—	4,33,320	11,04,320	3,26,789	1,79,766	1,83,401
" Bombay	—	—	—	—	—	63,580	4,85,130	2,90,234	2,68,936	2,59,854
" Sind	—	—	—	—	—	19,140	69,070	31,698	42,902	64,816
" Madras	—	—	—	—	—	11,580	23,670	13,630	18,237	15,362
" Burma	—	—	—	—	—	15,770	31,900	8,982	31,946	39,014
TOTAL	—	—	—	—	—	6,43,890	17,14,090	6,71,233	5,41,787	5,62,447
Other sorts, including parts of musical instruments (III. D)—										
United Kingdom	—	—	—	—	—	1,86,240	6,31,420	3,03,444	3,19,011	3,54,118
Aden and Dependencies	—	—	—	—	—	50	3,500	1,025	..	14
Ceylon	—	—	—	—	—	160	990	460	687	1,194
Straits Settlements (including Labuan)	—	—	—	—	—	3,360	4,570	1,467	2,772	2,353
Hongkong	—	—	—	—	—	9,140	7,670	12,747	10,179	4,130
Egypt†	—	—	—	—	—	..	220	8,016	8	..
Canada—										
Via Atlantic Coast	—	—	—	—	—	..	210	1,480
Victoria	—	—	—	—	—	1,500
Australian Commonwealth (Total)	—	—	—	—	—	1,500
Other British Possessions	—	—	—	—	—	..	806	555	348	533
TOTAL BRITISH EMPIRE	—	—	—	—	—	1,98,950	6,40,880	3,34,794	3,33,005	3,63,842
Germany	—	—	—	—	—	1,290	2,34,900	1,78,805	3,38,570	3,06,169
Netherlands	—	—	—	—	—	490	13,520	727	6,113	264
Belgium	—	—	—	—	—	..	27,680	5,297	346	3,516
France	—	—	—	—	—	29,490	1,08,090	65,212	71,264	64,154
Switzerland	—	—	—	—	—	1,980	13,980	1,740	4,747	7,828
Italy	—	—	—	—	—	2,490	8,300	11,081	7,048	4,770
Austria	—	—	—	—	—	70	1,589	5,675
Hungary	—	—	—	—	—	..	6,070
Persia	—	—	—	—	—	..	1,050
China (exclusive of Hongkong and Macao)	—	—	—	—	—	..	630	379	2,655	4,710
Japan	—	—	—	—	—	41,850	1,10,100	12,600	30,263	16,491
Egypt†	—	—	—	—	—	154
United States of America—										
Via Atlantic Coast	—	—	—	—	—	1,04,660	1,54,980	83,784	40,985	59,930
" Pacific "	—	—	—	—	—	3,360	9,350	862	2,145	164
Other Foreign Countries	—	—	—	—	—	270	790	361	691	1,330
TOTAL FOREIGN COUNTRIES	—	—	—	—	—	1,85,910	6,84,440	3,61,008	5,06,416	4,75,10

* Included in Turkey, Asiatic prior to 1921-22.
 † Shown as a Foreign Country from 1923-24.

No. 13—continued

ARTICLES, AND COUNTRIES OF CONSIGNMENT; ALSO SHARE OF EACH PROVINCE	QUANTITY					VALUE				
	1919-20	1920-21	1921-22	1922-23	1923-24	1919-20	1920-21	1921-22	1922-23	1923-24
Instruments, Apparatus, and Appliances, and parts thereof—continued						R	R	R	R	R
<i>Musical—continued</i>										
Other sorts, including parts of musical instruments (III. D)—continued										
Share of Bengal	—	—	—	—	—	1,82,630	4,14,620	2,03,951	2,29,998	3,63,382
“ Bombay	—	—	—	—	—	1,46,780	5,38,500	2,91,380	2,69,456	2,52,263
“ Sind	—	—	—	—	—	10,290	1,30,100	1,09,215	1,46,837	1,25,981
“ Madras	—	—	—	—	—	10,390	42,810	15,003	47,211	25,391
“ Burma	—	—	—	—	—	34,770	2,07,790	76,243	1,45,919	72,391
TOTAL	—	—	—	—	—	3,84,860	13,33,820(a)	6,95,802(a)	8,39,421(a)	8,39,001(a)
Total value of Musical instruments—										
United Kingdom	—	—	—	—	—	4,05,240	21,90,390	9,75,587	6,78,940	7,14,605
Aden and Dependencies	—	—	—	—	—	250	3,680	1,025	..	1,140
Mesopotamia*	—	—	—	—	—	—	—	2,761	579	55
Bahrain Islands	—	—	—	—	—	70	..	1,230
Ceylon	—	—	—	—	—	10,920	15,070	6,730	7,738	4,355
Straits Settlements (including Labuan)	—	—	—	—	—	14,670	26,980	10,737	12,491	11,014
Hongkong	—	—	—	—	—	9,640	13,050	12,797	12,873	4,180
Egypt†	—	—	—	—	—	640	230	10,802	1,389	—
Natal	—	—	—	—	—	..	320	15	632	1,739
Canals— Via Atlantic Coast	—	—	—	—	—	..	210	4,441
“ Pacific ”	—	—	—	—	—	30	322
Western Australia	—	—	—	—	—	584
Victoria	—	—	—	—	—	1,010	3,180	610	..	1,500
New South Wales	—	—	—	—	—	..	280	60	113	1,001
Australian Commonwealth (Total)	—	—	—	—	—	1,010	3,460	1,174	113	2,501
Other British Possessions	—	—	—	—	—	150	240	495	778	72
TOTAL BRITISH EMPIRE	—	—	—	—	—	4,42,590	22,59,030	10,27,794	7,15,563	7,40,952
Sweden	—	—	—	—	—	..	730	1,054	139	1,578
Germany	—	—	—	—	—	2,950	4,35,860	3,69,216	6,81,568	6,45,474
Netherlands	—	—	—	—	—	1,770	16,670	3,228	23,011	5,804
Belgium	—	—	—	—	—	10	38,240	6,356	346	6,246
France	—	—	—	—	—	34,020	1,22,480	76,025	80,482	77,170
Switzerland	—	—	—	—	—	26,560	82,530	64,704	45,978	50,014
Italy	—	—	—	—	—	4,510	1,15,490	40,960	26,486	20,555
Austria	—	—	—	—	—	..	28,780	1,862	4,727	9,024
Hungary	—	—	—	—	—
Maskat Territory and Trucial Oman	—	—	—	—	—	130	640	1,200	..	1,332
Persia	—	—	—	—	—	200	1,760	40	25	500
China (exclusive of Hong- kong and Macao)	—	—	—	—	—	10,700	4,310	11,028	11,140	10,721
Japan	—	—	—	—	—	50,410	1,35,900	19,710	35,609	25,242
Egypt†	—	—	—	—	—	—	—	—	—	1,554
United States of America— Via Atlantic Coast	—	—	—	—	—	4,41,910	4,68,350	1,57,063	1,16,787	1,25,965
“ Pacific ”	—	—	—	—	—	78,410	12,770	2,955	2,991	385
Other Foreign Countries	—	—	—	—	—	550	840	459	1,319	1,889
TOTAL FOREIGN COUNTRIES	—	—	—	—	—	6,52,220	14,65,200	7,55,873	10,30,898	9,89,243
Share of Bengal	—	—	—	—	—	6,87,950	17,74,640	6,77,116	6,08,627	6,50,492
“ Bombay	—	—	—	—	—	2,91,050	12,83,380	7,04,916	6,56,944	6,29,673
“ Sind	—	—	—	—	—	35,910	2,59,110	1,84,105	2,23,561	2,13,813
“ Madras	—	—	—	—	—	31,650	93,330	43,860	84,946	74,571
“ Burma	—	—	—	—	—	68,180	3,12,870	1,68,670	2,71,883	1,61,736
TOTAL	—	—	—	—	—	10,94,910(b)	37,24,830	17,83,667	17,46,261	17,30,195

* Included in Turkey, Asiatic prior to 1921-22.
(a) Duty was collected on R13,05,050 in 1920-21, on R6,67,114 in 1921-22, on R7,92,134 in 1922-23, and on R7,76,739 in 1923-24.
(b) Duty was collected on R10,84,930 in 1919-20.
† Shown as a Foreign Country from 1923-24.

ARTICLES, AND COUNTRIES OF CONSIGNMENT; ALSO SHARE OF EACH PROVINCE	QUANTITY					VALUE				
	1919-20	1920-21	1921-22	1922-23	1923-24	1919-20	1920-21	1921-22	1922-23	1923-24
Instruments, Apparatus, and Appliances, and parts thereof—continued						R.	R.	R.	R.	R.
Optical (III. E)—										
United Kingdom	—	—	—	—	—	1,11,710	3,97,760	1,95,284	1,33,086	1,76,516
Aden and Dependencies	—	—	—	—	—	2,490	..	20
Mesopotamia*	—	—	—	—	—	—	—	250	1,000	..
Ceylon	—	—	—	—	—	280	3,190	188	66	222
Straits Settlements (including Labuan)	—	—	—	—	—	31,020	28,880	18,797	9,537	418
Hongkong	—	—	—	—	—	4,840	130	..	299	151
Natal	—	—	—	—	—	1,120
Western Australia	—	—	—	—	—	50	..
South Australia (including Northern Territory).	—	—	—	—	—	30
Victoria	—	—	—	—	—	7,000
New South Wales	—	—	—	—	—	1,348
Australian Commonwealth (Total)	—	—	—	—	—	7,030	..	1,348	50	..
Other British Possessions	—	—	—	—	—	30	530	310	215	..
TOTAL BRITISH EMPIRE	—	—	—	—	—	1,38,520	4,30,490	2,16,137	1,45,163	1,77,307
Germany	—	—	—	—	—	..	22,720	45,756	1,72,861	1,91,676
Belgium	—	—	—	—	—	1,200	7,480	1,318	120	275
France	—	—	—	—	—	15,570	82,020	21,028	6,071	12,626
Switzerland	—	—	—	—	—	..	2,060	160	..	30
Italy	—	—	—	—	—	..	18,810	2,606	75	1,953
Austria	—	—	—	—	—	..	250	240	3,426	12,884
Hungary	—	—	—	—	—
China (exclusive of Hongkong and Macao)	—	—	—	—	—	20	..	2,208	970	75
Japan	—	—	—	—	—	1,81,650	1,57,840	60,517	82,292	80,932
United States of America—	—	—	—	—	—					
Via Atlantic Coast	—	—	—	—	—	3,36,010	9,00,150	3,04,178	51,796	98,426
" Pacific "	—	—	—	—	—	49,000	2,300	158	66	..
Other Foreign Countries	—	—	—	—	—	380	740	..	125	365
TOTAL FOREIGN COUNTRIES	—	—	—	—	—	6,88,830	12,81,370	4,47,178	2,57,792	3,99,283
Share of Bengal	—	—	—	—	—	3,48,700	7,54,700	4,18,392	1,74,570	1,48,261
" Bombay	—	—	—	—	—	2,32,700	6,38,530	1,09,058	1,78,365	2,78,291
" Sind	—	—	—	—	—	7,300	66,450	37,511	58,985	96,321
" Madras	—	—	—	—	—	13,760	40,460	12,747	7,652	20,031
" Burma	—	—	—	—	—	1,39,890	2,12,720	85,199	43,267	33,686
TOTAL	—	—	—	—	—	7,42,350(a)	17,11,860(a)	6,63,315(a)	4,02,945(a)	5,76,590(a)
Photographic—										
Cinematograph films (III. D)†										
(b)—										
United Kingdom	—	—	—	1,364,683	1,067,647	—	—	—	2,65,073	1,91,665
Mesopotamia*	—	—	—	124,766	..	—	—	—	8,305	..
Ceylon	—	—	—	144,382	131,841	—	—	—	32,095	12,143
Straits Settlements (including Labuan)	—	—	—	591,707	249,676	—	—	—	1,48,144	1,08,682
Hongkong	—	—	—	..	7,437	—	—	—	..	1,000
Natal	—	—	—	..	400	—	—	—	..	600
Zanzibar and Pemba	—	—	—	..	66,000	—	—	—	..	16,500
New South Wales	—	—	—	4,045	..	—	—	—	1,011	..
Australian Commonwealth (Total)	—	—	—	4,045	..	—	—	—	1,011	..
TOTAL BRITISH EMPIRE	—	—	—	2,229,583	1,513,001	—	—	—	4,54,688	3,30,500

*Included in Turkey, Asiatic prior to 1921-22.

†Inclusive of imports by postal packets referred to Collector of Customs for assessment.

(a) Duty was collected on R7,35,330 in 1919-20, on R17,11,590 in 1920-21, on R6,62,426 in 1921-22, on R4,02,173 in 1922-23, and on R5,75,202 in 1923-24.

(b) Separately recorded from 1922-23.

No. 13—continued

ARTICLES, AND COUNTRIES OF CONSIGNMENT; ALSO SHARE OF EACH PROVINCE	QUANTITY					VALUE				
	1919-20	1920-21	1921-22	1922-23	1923-24	1919-20	1920-21	1921-22	1922-23	1923-24
						R	R	R	R	R
Instruments, Apparatus, and Appliances, and parts thereof—continued										
<i>Photographic—continued</i>										
Cinematograph films III. D†(c) —continued				Length in feet	Length in feet					
Germany	—	—	—	1,744,334	1,364,433	—	—	—	2,32,746	1,68,761
Netherlands	—	—	—	160	49,805	—	—	—	30	5,664
Belgium	—	—	—	32,211	112,647	—	—	—	2,528	60,701
France	—	—	—	317,740	108,370	—	—	—	40,111	17,618
Italy	—	—	—	32,553	331,056	—	—	—	7,887	43,472
Java	—	—	—	5,000	..	—	—	—	1,250	..
Siam	—	—	—	..	6,500	—	—	—	..	2,000
China (exclusive of Hong- kong and Macao)	—	—	—	..	8,324	—	—	—	..	2,081
Japan	—	—	—	7,250	17,640	—	—	—	2,400	2,142
United States of America— Via Atlantic Coast	—	—	—	2,940,530	3,644,436	—	—	—	5,75,416	7,60,503
„ Pacific „	—	—	—	1,050	45,376	—	—	—	337	17,015
TOTAL FOREIGN COUNTRIES	—	—	—	5,080,846	5,688,654	—	—	—	8,88,705	10,80,047
<i>Share of Bengal</i>	—	—	—	962,159	1,342,019	—	—	—	3,05,274	3,54,782
„ Bombay	—	—	—	4,711,370	4,256,630	—	—	—	6,47,352	7,654,151
„ Sind	—	—	—	49,529	155,778	—	—	—	4,610	30,394
„ Madras	—	—	—	59,940	364,652	—	—	—	14,923	52,587
„ Burma	—	—	—	1,527,431	1,181,576	—	—	—	3,51,234	2,88,723
TOTAL	—	—	—	7,310,420	7,201,655	—	—	—	13,23,303(a)	14,10,637 (a)
Photographic, other than Cine- matograph films (III.D.(c))—										
United Kingdom	—	—	—	—	—	—	—	—	11,54,321	10,47,460
Mesopotamia	—	—	—	—	—	—	—	—	2,610	40
Ceylon	—	—	—	—	—	—	—	—	1,230	728
Straits Settlements (Includ- ing Labuan)	—	—	—	—	—	—	—	—	5,926	974
Other British Possessions	—	—	—	—	—	—	—	—	1,178	531
TOTAL BRITISH EMPIRE	—	—	—	—	—	—	—	—	11,65,274	10,49,742
Germany	—	—	—	—	—	—	—	—	1,36,823	2,16,561
Netherlands	—	—	—	—	—	—	—	—	1,671	250
Belgium	—	—	—	—	—	—	—	—	27,423	27,165
France	—	—	—	—	—	—	—	—	38,661	15,599
Peria	—	—	—	—	—	—	—	—	..	4,080
Japan	—	—	—	—	—	—	—	—	8,491	3,776
United States of America— Via Atlantic Coast	—	—	—	—	—	—	—	—	8,91,348	8,91,289
„ Pacific „	—	—	—	—	—	—	—	—	43,898	3,435
Other Foreign Countries	—	—	—	—	—	—	—	—	2,170	359
TOTAL FOREIGN COUNTRIES	—	—	—	—	—	—	—	—	6,49,089	6,64,471
<i>Share of Bengal</i>	—	—	—	—	—	—	—	—	5,06,054	4,60,413
„ Bombay	—	—	—	—	—	—	—	—	11,28,041	10,58,438
„ Sind	—	—	—	—	—	—	—	—	25,554	51,590
„ Madras	—	—	—	—	—	—	—	—	48,300	29,018
„ Burma	—	—	—	—	—	—	—	—	1,07,414	1,14,759
TOTAL	—	—	—	—	—	—	—	—	18,16,263(b)	17,14,213 (b)

† Inclusive of imports by postal packets referred to Collectors of Customs for assessment.

(a) Duty was collected on R13,01,469 in 1922-23 and on R14,01,000 in 1923-24.

(b) „ „ „ R18,14,598 in 1922-23 and on R17,10,027 in 1923-24.

(c) Separately recorded from 1922-23.

ARTICLES, AND COUNTRIES OF CONSIGNMENT; ALSO SHARE OF EACH PROVINCE	QUANTITY					VALUE				
	1919-20	1920-21	1921-22	1922-23	1923-24	1919-20	1920-21	1921-22	1922-23	1923-24
						R	R	R	R	R
Instruments, Apparatus, and Appliances, and parts thereof—continued										
<i>Photographic (III. E)— concluded</i>										
<i>Total value of Photographic Instruments—</i>										
United Kingdom	—	—	—	—	—	17,86,220	17,54,490	11,92,017	14,19,394	12,39,134
Mesopotamia*	—	—	—	—	—	—	—	11,615	10,975	40
Ceylon	—	—	—	—	—	1,360	2,200	908	33,334	12,871
Straits Settlements (Includ- ing Labuan)	—	—	—	—	—	6,050	5,010	4,980	1,54,070	1,09,656
Hongkong	—	—	—	—	—	1,780	1,470	10,395	928	1,000
Zanzibar and Pemba	—	—	—	—	—	20,156	..	17,013
Victoria	—	—	—	—	—	15	18
New South Wales	—	—	—	—	—	10	..	361	1,011	..
<i>Australian Commonwealth (Total)</i>	—	—	—	—	—	10	..	361	1,026	18
Other British Possessions	—	—	—	—	—	..	870	185	235	600
TOTAL BRITISH EMPIRE	—	—	—	—	—	7,95,420	17,64,040	12,40,617	16,19,962	13,80,332
Germany	—	—	—	—	—	..	16,330	84,246	3,69,769	3,87,342
Netherlands	—	—	—	—	—	..	970	2,071	1,701	5,914
Belgium	—	—	—	—	—	10	5,540	19,799	29,951	87,867
France	—	—	—	—	—	5,680	18,920	52,834	84,772	33,217
Italy	—	—	—	—	—	10	950	2,674	8,857	43,472
Austria	—	—	—	—	—	1,000	918	..
Hungary	—	—	—	—	—
Persia	—	—	—	—	—	50	..	1,050	..	4,036
Java	—	—	—	—	—	..	30	100	1,250	..
Siam	—	—	—	—	—	191	2,000
China (exclusive of Hongkong and Macao)	—	—	—	—	—	10	1,000	31,163	25	2,205
Japan	—	—	—	—	—	10,430	21,970	5,104	10,891	5,918
United States of America—										
<i>Via Atlantic Coast</i>	—	—	—	—	—	2,92,760	10,82,450	11,42,585	9,66,764	11,51,862
<i>" Pacific "</i>	—	—	—	—	—	41,870	37,810	14,276	43,730	20,460
Other Foreign Countries	—	—	—	—	—	770	470	40	75	235
TOTAL FOREIGN COUNTRIES	—	—	—	—	—	3,51,450	11,86,440	13,56,941	15,18,694	17,44,518
<i>Share of Bengal</i>	—	—	—	—	—	2,87,300	6,04,370	5,27,125	3,11,328	3,45,195
<i>" Bombay</i>	—	—	—	—	—	7,39,000	21,26,870	18,96,348	17,75,393	17,12,584
<i>" Sind</i>	—	—	—	—	—	14,830	39,270	20,354	30,164	81,984
<i>" Madras</i>	—	—	—	—	—	49,820	52,290	41,087	63,123	81,605
<i>" Burma</i>	—	—	—	—	—	56,060	1,27,180	1,12,644	4,58,646	4,03,482
TOTAL	—	—	—	—	—	11,46,900(a)	29,50,480(a)	25,97,558(a)	31,38,656	31,24,860
Scientific and Philosophi- cal (III. D)—										
United Kingdom	—	—	—	—	—	12,04,110	83,55,750	28,19,641	17,59,300	17,54,252
Aden and Dependencies	—	—	—	—	—	730	4,790
Mesopotamia*	—	—	—	—	—	—	—	117	2,231	53
Ceylon	—	—	—	—	—	6,520	9,590	2,592	3,666	10,953
Straits Settlements (Includ- ing Labuan)	—	—	—	—	—	2,720	1,600	869	511	142
Hongkong	—	—	—	—	—	4,420	480	283	200	100
Egypt†	—	—	—	—	—	..	40	966	2,250	—
Zanzibar and Pemba	—	—	—	—	—	1,300
Kanya Colony	—	—	—	—	—	2,050	600
New South Wales	—	—	—	—	—	110	3,004	..
<i>Australian Commonwealth (Total)</i>	—	—	—	—	—	110	3,004	..
Other British Possessions	—	—	—	—	—	550	500	65	163	140
TOTAL BRITISH EMPIRE	—	—	—	—	—	12,22,510	33,73,410	28,23,533	17,72,225	17,65,640

* Included in Turkey, Asiatic prior to 1921-22.

† Shown as a Foreign Country from 1923-24.

(a) Duty was collected on Rs11,46,710 in 1919-20, on Rs29,50,230 in 1920-21, and on Rs25,90,658 in 1921-22.

No. 13—continued

ARTICLES, AND COUNTRIES OF CONSIGNMENT; ALSO SHARE OF EACH PROVINCE	QUANTITY					VALUE				
	1919-20	1920-21	1921-22	1922-23	1923-24	1919-20	1920-21	1921-22	1922-23	1923-24
						R	R	R	R	R
Instruments, Apparatus, and Appliances, and parts thereof—continued										
<i>Scientific and Philosophical (III. D)—continued</i>										
Sweden	—	—	—	—	—	..	10,820	34,433	..	18,620
Denmark	—	—	—	—	—	4,060	75	2,156
Germany	—	—	—	—	—	..	83,260	1,06,517	2,59,370	3,77,300
Netherlands	—	—	—	—	—	8,230	90	605	2,392	4,080
Belgium	—	—	—	—	—	..	20,310	1,587	4,362	15,012
France	—	—	—	—	—	29,430	63,600	61,921	7,077	30,798
Spain	—	—	—	—	—	1,285	..
Switzerland	—	—	—	—	—	30	3,500	1,518	300	21,365
Italy	—	—	—	—	—	31,360	45,100	441	870	25,055
Austria	—	—	—	—	—	7,745	5,930	21,307
Hungary	—	—	—	—	—
Java	—	—	—	—	—	850	3,030	75
China (exclusive of Hong- kong and Macao)	—	—	—	—	—	600	..	135	20	10,856
Japan	—	—	—	—	—	95,510	1,03,140	38,404	28,727	17,654
Egypt†	—	—	—	—	—	—	—	—	—	574
United States of America—										
<i>Vid Atlantic Coast</i>	—	—	—	—	—	6,90,640	6,78,960	3,43,954	4,25,064	2,58,871
<i>" Pacific "</i>	—	—	—	—	—	5,700	4,480	28,367	3,243	665
Other Foreign Countries	—	—	—	—	—	810	740	77	725	818
TOTAL FOREIGN COUNTRIES	—	—	—	—	—	8,72,150	10,17,030	6,29,830	7,40,360	8,16,011
<i>Share of Bengal</i>	—	—	—	—	—	5,23,890	13,23,100	14,30,566	10,80,173	8,79,334
<i>" Bombay</i>	—	—	—	—	—	11,11,120	18,83,710	12,90,815	8,86,116	10,91,547
<i>" Sind</i>	—	—	—	—	—	69,630	1,97,790	1,21,168	1,24,094	1,60,840
<i>" Madras</i>	—	—	—	—	—	3,20,980	7,33,910	5,00,971	3,18,545	3,26,814
<i>" Burma</i>	—	—	—	—	—	79,640	2,51,870	1,10,662	1,03,657	1,34,116
TOTAL	—	—	—	—	—	20,94,660(a)	48,90,440(a)	34,53,372(a)	25,12,685(a)	25,81,667(a)
Surgical (III. D)—										
United Kingdom	—	—	—	—	—	7,21,740	17,68,700	12,05,844	9,78,122	9,42,876
Ceylon	—	—	—	—	—	790	..	1,542	508	899
Straits Settlements (Includ- ing Labuan)	—	—	—	—	—	11,700	5,510	1,501	856	462
Other British Possessions	—	—	—	—	—	200	1,050	200	977	167
TOTAL BRITISH EMPIRE	—	—	—	—	—	7,34,490	17,75,260	12,09,087	9,80,463	9,44,403
Sweden	—	—	—	—	—	590	4,070	3,145	12	1,209
Germany	—	—	—	—	—	..	41,980	69,180	2,05,910	2,55,000
Netherlands	—	—	—	—	—	..	2,490	545	1,000	2,715
Belgium	—	—	—	—	—	20	1,690	..	3,981	1,200
France	—	—	—	—	—	10	2,260	8,194	8,285	2,147
Italy	—	—	—	—	—	..	12,390	3,161	800	24,770
Austria	—	—	—	—	—	1,314	1,615	4,405
Hungary	—	—	—	—	—
Mascat Territory and Trucial Oman	—	—	—	—	—	1,231
China (exclusive of Hongkong and Macao)	—	—	—	—	—	1,180	99	155
Japan	—	—	—	—	—	91,360	1,19,640	59,916	89,106	28,294
United States of America—										
<i>Vid Atlantic Coast</i>	—	—	—	—	—	4,44,870	4,48,500	1,63,376	1,90,787	2,21,321
<i>Pacific "</i>	—	—	—	—	—	4,100	1,760	5,688	483	983
Other Foreign Countries	—	—	—	—	—	170	130	..	45	620
TOTAL FOREIGN COUNTRIES	—	—	—	—	—	5,41,800	6,34,910	3,15,768	5,01,593	5,42,505
<i>Share of Bengal</i>	—	—	—	—	—	4,89,820	8,67,510	6,77,069	4,38,464	4,84,669
<i>" Bombay</i>	—	—	—	—	—	6,24,720	10,13,270	6,92,681	5,83,649	6,61,317
<i>" Sind</i>	—	—	—	—	—	82,160	2,06,100	1,49,968	1,44,709	1,46,623
<i>" Madras</i>	—	—	—	—	—	81,990	1,60,240	1,20,238	1,59,806	1,07,593
<i>" Burma</i>	—	—	—	—	—	97,640	1,63,050	84,889	1,05,213	86,908
TOTAL	—	—	—	—	—	12,76,230(b)	24,10,170(b)	15,24,845(b)	14,82,026(b)	14,87,208(b)

(a) Duty was collected on R20,88,300 in 1919-20, on R43,85,790 in 1920-21, on R34,48,800 in 1921-22, on R25,02,340 in 1922-23, and on R25,40,148 in 1923-24.
(b) Duty was collected on R12,67,920 in 1919-20, on R24,10,020 in 1920-21, on R15,21,995 in 1921-22, on R14,78,371 in 1922-23, and on R14,34,196 in 1923-24.
† Shown as a Foreign Country from 1923-24.

ARTICLES, AND COUNTRIES OF CONSIGNMENT; ALSO SHARE OF EACH PROVINCE	QUANTITY					VALUE				
	1910-20	1920-21	1921-22	1922-23	1923-24	1910-20	1920-21	1921-22	1922-23	1923-24
Instruments, Apparatus, and Appliances, and parts thereof—continued						R	R	R	R	R
<i>Other kinds (III. D)—</i>										
United Kingdom	—	—	—	—	—	2,61,410	9,31,390	6,38,091	4,82,478	3,56,225
Mesopotamia*	—	—	—	—	—	—	—	1,200	290	2,050
Ceylon	—	—	—	—	—	260	2,530	558	492	340
Straits Settlements (including Labuan)	—	—	—	—	—	3,950	700	3,100	23,442	535
Hongkong	—	—	—	—	—	3,010	1,580	964	1,900	5,620
Victoria	—	—	—	—	—	..	1,740	3,658	2,896	..
New South Wales	—	—	—	—	—	950	2,430	1,180
Queensland	—	—	—	—	—	41,995
<i>Australian Commonwealth (Total)</i>	—	—	—	—	—	950	4,170	46,833	2,896	..
Other British Possessions	—	—	—	—	—	..	60	..	161	..
TOTAL BRITISH EMPIRE	—	—	—	—	—	2,69,580	9,40,430	6,90,755	5,11,369	3,64,870
Sweden	—	—	—	—	—	1,310	2,700	967	2,807	806
Norway	—	—	—	—	—	..	1,350
Germany	—	—	—	—	—	..	16,430	18,602	58,960	18,069
Netherlands	—	—	—	—	—	2,898	..
France	—	—	—	—	—	..	410	780	2,171	40
Switzerland	—	—	—	—	—	1,370	1,000	1,429	..	294
Italy	—	—	—	—	—	..	1,760	7,886	..	20
Japan	—	—	—	—	—	3,310	1,750	84	5,515	1,514
United States of America— Vid Atlantic Coast	—	—	—	—	—	66,500	1,18,710	1,00,708	62,511	97,525
.. Pacific	—	—	—	—	—	1,520	..	1,550	..	12
Other Foreign Countries	—	—	—	—	—	10	440	602	803	1,023
TOTAL FOREIGN COUNTRIES	—	—	—	—	—	74,020	1,44,640	1,92,608	1,35,665	1,19,908
Share of Bengal	—	—	—	—	—	24,530	43,050	24,368	12,395	36,571
.. Bombay	—	—	—	—	—	1,63,540	6,78,190	3,45,840	2,11,598	49,230
.. Sind	—	—	—	—	—	30,670	1,01,970	1,93,684	56,278	83,926
.. Madras	—	—	—	—	—	36,890	77,610	1,32,645	1,96,997	1,15,577
.. Burma	—	—	—	—	—	87,970	1,84,250	1,36,826	1,71,056	1,99,269
TOTAL	—	—	—	—	—	3,43,600(a)	10,85,070(a)	8,23,363(a)	6,47,324(a)	4,84,573(a)
Total value of Instruments, Apparatus, and Appliances, and parts thereof—										
United Kingdom	—	—	—	—	—	1,14,91,750	3,92,87,070	3,54,50,135	2,06,51,959	2,24,06,183
Aden and Dependencies	—	—	—	—	—	3,490	8,520	1,285	381	1,427
Mesopotamia*	—	—	—	—	—	—	—	17,243	24,904	6,339
Bahrain Islands	—	—	—	—	—	70	..	1,230	5,454	6,100
Ceylon	—	—	—	—	—	33,610	63,630	24,316	51,871	37,687
Straits Settlements (including Labuan)	—	—	—	—	—	78,950	72,360	55,648	2,14,980	1,41,216
Hongkong	—	—	—	—	—	24,420	40,070	24,487	19,810	18,590
Egypt†	—	—	—	—	—	13,010	980	12,721	4,000	—
Natal	—	—	—	—	—	1,780	520	210	707	2,394
Transvaal	—	—	—	—	—	21,046
Zanzibar and Pemba	—	—	—	—	—	1,310	..	20,176	..	17,013
Kenya Colony	—	—	—	—	—	2,060	660	255	225	622
Canada— Vid Atlantic Coast	—	—	—	—	—	180	1,050	4,441	510	..
.. Pacific	—	—	—	—	—	..	6,650	..	30	322
Western Australia	—	—	—	—	—	584	50	..
South Australia (including Northern Territory)	—	—	—	—	—	40	5,710	..	300	..
Victoria	—	—	—	—	—	11,600	..	4,208	8,054	1,584
New South Wales	—	—	—	—	—	1,320	2,340	4,364	5,037	1,207
Queensland	—	—	—	—	—	..	600	41,995	150	..
<i>Australian Commonwealth (Total)</i>	—	—	—	—	—	12,960	6,650	51,151	3,591	2,791
Other British Possessions	—	—	—	—	—	160	370	515	1,091	140
TOTAL BRITISH EMPIRE	—	—	—	—	—	1,16,03,720	3,94,60,590	3,56,84,859	2,09,84,523	2,26,30,824

* Included in Turkey, Asiatic prior to 1921-22.

† Shown as a Foreign Country from 1923-24.

(a) Duty was collected on Rs.30,000 in 1910-20, on Rs.10,74,630 in 1920-21, on Rs.17,31,215 in 1921-22, on Rs.33,653 in 1922-23, and on Rs.4,79,705 in 1923-24.

No. 13—continued

ARTICLES, AND COUNTRIES OF CONSIGNMENT; ALSO SHARE OF EACH PROVINCE	QUANTITY					VALUE				
	1910-20	1920-21	1921-22	1922-23	1923-24	1910-20	1920-21	1921-22	1922-23	1923-24
Instruments, Apparatus, and Appliances, and parts thereof—concluded						R	R	R	R	R
<i>Total value of Instru- ments, Apparatus, and Appliances, and parts thereof—continued</i>										
Sweden	—	—	—	—	—	1,02,050	1,36,070	2,06,774	84,486	1,48,572
Norway	—	—	—	—	—	110	3,710	160	348	3,422
Denmark	—	—	—	—	—	170	3,670	4,878	14,520	30,312
Germany	—	—	—	—	—	2,950	8,10,580	14,76,063	37,64,015	34,54,127
Netherlands	—	—	—	—	—	2,24,730	7,53,490	6,39,088	6,80,545	7,75,640
Belgium	—	—	—	—	—	8,270	1,12,180	64,408	1,20,426	1,55,727
France	—	—	—	—	—	88,220	4,07,670	2,75,371	2,17,737	1,85,752
Spain	—	—	—	—	—	1,285	..
Switzerland	—	—	—	—	—	1,16,720	1,72,800	1,48,026	1,08,271	1,47,580
Italy	—	—	—	—	—	6,34,020	9,47,720	17,17,239	10,07,442	6,76,701
Austria	—	—	—	—	—	..	38,420	2,24,060	62,048	1,26,560
Hungary	—	—	—	—	—	18,100	2,526	8,018
Czechoslovakia	—	—	—	—	—	20,330	17,300	2,584
Turkey, Asiatic	—	—	—	—	—
Persian Gulf Maskat Territory and Trucial Oman	—	—	—	—	—	1,430	4,810
Persia	—	—	—	—	—	130	640	2,431	..	1,582
Java	—	—	—	—	—	1,010	2,000	1,287	720	4,941
Siam	—	—	—	—	—	850	3,360	384	2,150	609
China (exclusive of Hong- kong and Macao)	—	—	—	—	—	..	120	1,360	191	2,008
Japan	—	—	—	—	—	18,130	9,790	45,426	29,378	31,570
Egypt†	—	—	—	—	—	12,45,200	18,00,060	5,06,485	5,62,573	3,59,408
Portuguese East Africa	—	—	—	—	—	2,060	150	160	..	4,770
Italian East Africa (Somali- land and Eritrea)	—	—	—	—	—	..	58,260
United States of America— Vid Atlantic Coast	—	—	—	—	—	73,13,920	1,32,16,870	1,00,44,723	36,90,193	37,86,065
" Pacific "	—	—	—	—	—	7,76,600	1,32,360	1,06,480	55,148	30,301
Other Foreign Countries	—	—	—	—	—	150	80	..	349	1,055
TOTAL FOREIGN COUNTRIES	—	—	—	—	—	1,06,30,720	1,86,20,960	1,57,06,662	1,06,30,871	90,37,373
<i>Share of Bengal</i>	—	—	—	—	—	1,04,83,110	2,38,62,350	2,14,25,376	1,19,96,170	1,26,25,136
" Bombay	—	—	—	—	—	79,02,040	2,57,09,990	2,14,64,338	1,25,33,750	1,43,72,387
" Sind	—	—	—	—	—	4,36,630	19,66,390	17,12,699	16,73,333	17,41,605
" Madras	—	—	—	—	—	17,22,840	31,26,390	38,35,899	24,86,534	16,05,534
" Burma	—	—	—	—	—	16,49,820	34,53,870	30,41,709	28,15,107	22,31,736
TOTAL	—	—	—	—	—	2,21,04,440	5,61,11,490	5,14,80,521	3,15,16,304	3,25,77,107
7— manufactured (M. S.)—	Lbs.	Lbs.	Lbs.	Lbs.	Lbs.					
United Kingdom	243,862	65,751	180,395	144,458	1,23,918	21,19,250	6,19,910	16,76,537	18,22,984	11,03,330
Ireland and Dependencies	37,871	30,321	65,054	14,500	13,375	2,89,960	2,72,750	4,99,716	99,676	80,412
Mesopotamia*	—	—	..	969	..	—	—	..	6,920	..
Egypt†	21,367	1,66,690
India	21,548	1,66,290
Zanzibar and Pemba	57,555	31,434	57,758	42,488	46,980	4,43,880	2,05,300	4,45,757	3,30,913	3,32,823
Northern Nigeria Colony	239,875	120,678	122,455	120,097	57,796	17,25,070	8,52,590	9,24,105	8,02,135	3,74,714
Northern Nigeria Territory	—	—	40,741	36,676	26,837	—	—	2,91,298	2,59,142	1,51,636
Anglo-Egyptian Sudan	—	—	3,783	..	237	—	—	26,025	—	1,575
Other British Possessions	91	40	14	59	19	810	260	60	913	117
TOTAL BRITISH EMPIRE	622,164	248,224	470,200	360,147	2,60,162	49,10,050	19,50,810	38,68,487	28,82,688	20,44,607
Germany	3,148	3,077	5,657	16,890	..	31,950	27,488	52,489	1,48,198
Netherlands	1,563	3,148	885	18,628	..	21,000	38,190	7,472	1,65,454
Belgium	11,341	6,357	1,08,765	60,869
France	2,223	2,078	1,565	..	1,266	17,030	13,720	17,205	..	14,178
Austria	827	7,475
Hungary
China (exclusive of Hongkong and Macao)	199	78	..	1,450	500
Egypt†
Portuguese East Africa	16,198	4,661	5,640	2,520	2,023	1,00,090	31,200	42,071	16,681	18,289
German East Africa	3,783	16,169	16,230	1,13,110
Italian East Africa (Somali- land and Eritrea)	1,340	..	26	4,250	..	310
Other Foreign Countries	45	330
TOTAL FOREIGN COUNTRIES	23,584	27,818	14,283	20,003	45,242	1,39,730	2,12,430	1,27,739	1,85,407	4,07,285

* Included in Turkey, Asiatic prior to 1921-22.
† Shown as "Tanganyika Territory" under the British Empire from 1921-22.
‡ Shown as a Foreign Country from 1923-24.

ARTICLES, AND COUNTRIES OF CONSIGNMENT; ALSO SHARE OF EACH PROVINCE	QUANTITY					VALUE				
	1919-20	1920-21	1921-22	1922-23	1923-24	1919-20	1920-21	1921-22	1922-23	1923-24
Ivory—continued						R	R	R	R	R
<i>Unmanufactured (II. S)—continued</i>	Lbs.	Lbs.	Lbs.	Lbs.	Lbs.					
Share of Bengal	7	107	10	30	420	33
“ Bombay	645,647	270,034	481,411	3,80,947	3,14,327	50,49,790	20,27,070	39,53,670	20,66,013	24,54,627
“ Sind	10	5,761	1,692	80	74,330	23,246
“ Madras	21	40	1,330	59	67	210	260	13,710	913	165
“ Burma	53	100	..	44	..	670	1,160	..	204	..
TOTAL	645,748	276,042	484,433	3,81,050	3,14,404	50,50,680	21,63,240(a)	39,91,226(a)	30,68,090	24,51,895
<i>Manufactured (III. V)—</i>										
United Kingdom	—	—	—	—	—	1,21,800	40,310	19,602	82,664	4,457
Hongkong	—	—	—	—	—	2,170	5,810	15,016	7,059	5,449
Tanganyika Territory	—	—	—	—	—	—	—	..	2,562	..
Other British Possessions	—	—	—	—	—	1,110	310	832	1,786	957
TOTAL BRITISH EMPIRE	—	—	—	—	—	1,25,080	46,430	85,450	94,071	10,863
Germany	—	—	—	—	—	6	16,022	727
Netherlands	—	—	—	—	—	..	780	1,400
Belgium	—	—	—	—	—	8,044	..
France	—	—	—	—	—	80,670	29,420	500
China (exclusive of Hongkong and Macao)	—	—	—	—	—	1,800	7,810	2,692	1,736	4,201
Japan	—	—	—	—	—	24,940	53,720	18,147	11,874	4,221
United States of America— Via Atlantic Coast	—	—	—	—	—	29,810	17,460	296	..	767
Other Foreign Countries	—	—	—	—	—	1	1,030
TOTAL FOREIGN COUNTRIES	—	—	—	—	—	1,06,720	1,09,190	21,641	37,677	12,346
Share of Bengal	—	—	—	—	—	21,630	42,920	13,767	12,347	9,739
“ Bombay	—	—	—	—	—	2,04,160	1,08,870	27,407	1,14,389	6,801
“ Sind	—	—	—	—	—	40	260	1,295	126	..
“ Madras	—	—	—	—	—	3,430	1,420	364	2,470	2,146
“ Burma	—	—	—	—	—	2,640	2,150	3,668	2,420	4,523
TOTAL	—	—	—	—	—	2,31,800	1,55,620	57,091	1,31,748	23,209 (b)
Total value of Ivory	—	—	—	—	—	52,82,480	23,18,860	40,48,317	31,99,838	24,75,104
Jewellery (excluding Imitation Jewellery and Precious stones and pearls, unset), also Plate of Gold and Silver—										
<i>Jewellery (III. V)†—</i>										
United Kingdom	—	—	—	—	—	2,68,590	8,16,540	3,42,177	7,40,212	7,59,013
Mesopotamia *	—	—	—	—	—	2,177	9,459	785
Aden and Dependencies	—	—	—	—	—	..	1,420	..	1,800	400
Bahrain Islands	—	—	—	—	—	..	2,000	225	..	400
Maldives	—	—	—	—	—	5,410	..
Ceylon	—	—	—	—	—	1,28,160	1,70,750	49,650	59,509	66,528
Straits Settlements (including Labuan)	—	—	—	—	—	87,020	1,75,250	42,031	40,614	31,000
Federated Malay States	—	—	—	—	—	6,643
Hongkong	—	—	—	—	—	5,150	6,270	4,608	20,527	8,315
Egypt ‡	—	—	—	—	—	150	..	132	2,282	..
Natal	—	—	—	—	—	4,100	1,000	905
Transvaal	—	—	—	—	—	1,600
Other British Possessions	—	—	—	—	—	80	..	785	618	565
TOTAL BRITISH EMPIRE	—	—	—	—	—	5,54,910	11,62,230	4,41,783	8,89,431	20,60,004
Sweden	—	—	—	—	—	70	20	..	1,004	60
Germany	—	—	—	—	—	..	76,990	24,720	26,330	64,657
Netherlands	—	—	—	—	—	..	260	1,000	933	442
Belgium	—	—	—	—	—	30	3,092	3,358
France	—	—	—	—	—	..	8,350	6,000	175	25,624
Switzerland	—	—	—	—	—	..	9,600	8,218	3,660	4,228

* Included in Turkey, Asiatic prior to 1921-22.
 † Inclusive of imports of postal packets referred to Collectors of Customs for assessment with effect from April, 1922.
 ‡ Shown as a Foreign Country from 1923-24.
 (a) Duty was collected on R21,02,080 in 1920-21 and on R29,77,566 in 1921-22.
 (b) Duty was collected on R29,719 in 1923-24.

No. 13—continued

ARTICLES, AND COUNTRIES OF CONSIGNMENT; ALSO SHARE OF EACH PROVINCE	QUANTITY					VALUE				
	1919-20	1920-21	1921-22	1922-23	1923-24	1919-20	1920-21	1921-22	1922-23	1923-24
Jewellery (excluding Imitation Jewellery and Precious stones and pearls, unset), also Plate of Gold and Silver—continued						R	R	R	R	R
<i>Jewellery (III. V)*—continued</i>										
Italy	—	—	—	—	—	..	40	40	1,738	11,579
Turkey, Asiatic	—	—	—	—	—	—	—	—
Red Sea	—	—	—	—	—	..	1,890	1,000	—	—
Persian Gulf	—	—	—	—	—	280	20	—	—	—
Mascat Territory and Trucial Oman	—	—	—	—	—	1,390	816	90
China (exclusive of Hongkong and Macao)	—	—	—	—	—	2,840	6,890	8,048	1,985	8,005
Japan	—	—	—	—	—	10,220	6,590	507	1,755	1,412
Egypt†	—	—	—	—	—	—	—	—	—	30
United States of America— Via Atlantic Coast	—	—	—	—	—	20,980	27,600	12,880	13,028	8,590
“ Pacific “	—	—	—	—	—	400	100
Other Foreign Countries	—	—	—	—	—	..	570	1,337	1,127	2,169
TOTAL FOREIGN COUNTRIES	—	—	—	—	—	34,590	1,33,420	55,560	1,17,148	1,32,184
<i>Share of Bengal</i>	—	—	—	—	—	<i>2,64,000</i>	<i>3,12,300</i>	<i>2,41,866</i>	<i>3,28,678</i>	<i>2,66,387</i>
“ Bombay	—	—	—	—	—	<i>26,930</i>	<i>1,30,560</i>	<i>81,433</i>	<i>4,20,235</i>	<i>5,93,376</i>
“ Sind	—	—	—	—	—	<i>800</i>	<i>3,530</i>	<i>6,190</i>	<i>5,905</i>	<i>10,392</i>
“ Madras	—	—	—	—	—	<i>2,85,930</i>	<i>3,60,710</i>	<i>1,50,310</i>	<i>2,18,903</i>	<i>1,08,437</i>
“ Burma	—	—	—	—	—	<i>11,340</i>	<i>8,580</i>	<i>17,544</i>	<i>32,853</i>	<i>19,647</i>
TOTAL	—	—	—	—	—	5,39,500(a)	13,15,650(a)	4,97,343(a)	10,00,574(a)	9,98,134(a)
<i>Plate of Gold and Silver (III. V)—</i>										
United Kingdom	—	—	—	—	—	3,62,360	10,50,710	6,59,025	6,18,950	3,15,206
Mesopotamia †	—	—	—	—	—	—	—	8,767	4,680	..
Malta and Gozo	—	—	—	—	—	1,390
Aden and Dependencies	—	—	—	—	—	1,140	2,640	..	2,270	100
Ceylon	—	—	—	—	—	4,800	11,270	9,028	2,262	1,41,990
Straits Settlements (including Labuan)	—	—	—	—	—	1,360	1,260	14,529	3,812	1,691
Federated Malay States	—	—	—	—	—	1,315
Hongkong	—	—	—	—	—	12,610	9,840	12,631	17,354	26,060
Egypt‡	—	—	—	—	—	..	4,300	5,248	2,000	—
Natal	—	—	—	—	—	5,130	2,880	150	650	..
Kenya Colony	—	—	—	—	—	—	..	1,000
Mauritius and Dependencies	—	—	—	—	—	1,000
Other British Possessions	—	—	—	—	—	2,170	1,820	185	94	78
TOTAL BRITISH EMPIRE	—	—	—	—	—	8,92,020	10,84,620	7,07,673	6,46,982	4,85,219
Germany	—	—	—	—	—	..	6,040	4,214	6,278	23,095
Netherlands	—	—	—	—	—	25	4,402	180
Belgium	—	—	—	—	—	..	5,850	24	2,730	2,228
France	—	—	—	—	—	5,720	7,740	12,789	5,182	6,896
Spain	—	—	—	—	—	135
Italy	—	—	—	—	—	960	930	535	1,500	80
Austria	—	—	—	—	—	2,205	8,021	..
Hungary	—	—	—	—	—	8,845
Czechoslovakia	—	—	—	—	—	928	328
Persia	—	—	—	—	—	2,420
Turkey, Asiatic	—	—	—	—	—
Persian Gulf	—	—	—	—	—	..	2,180
Siam	—	—	—	—	—	15	5,927	..
Java	—	—	—	—	—	13,840	..	6,879	300	1,237
China (exclusive of Hongkong and Macao)	—	—	—	—	—	1,89,070	1,53,830	86,347	87,750	57,128
Japan	—	—	—	—	—	3,790	2,130	1,005	760	1,327
Egypt †	—	—	—	—	—	—	—	—	—	11,728
Italian East Africa (Somaliland and Eritrea)	—	—	—	—	—	..	1,700
United States of America— Via Atlantic Coast	—	—	—	—	—	29,780	79,070	4,572	12,270	16,842
“ Pacific “	—	—	—	—	—	40
Other Foreign Countries	—	—	—	—	—	1,440	910	410	257	1,492
TOTAL FOREIGN COUNTRIES	—	—	—	—	—	2,44,140	2,60,380	1,20,440	1,36,307	1,27,766

* Inclusive of imports of postal packets referred to Collectors of Customs for assessment with effect from April 1922.

(a) Duty was collected on Rs. 89,300 in 1919-20, on Rs. 13,15,610 in 1920-21, on Rs. 4,97,251 in 1921-22, on Rs. 83,422 in 1922-23 and on Rs. 97,237 in 1923-24.

† Included in Turkey Asiatic prior to 1921-22.

‡ Shown as a Foreign Country from 1923-24.

ARTICLES, AND COUNTRIES OF CONSIGNMENT; ALSO SHARE OF EACH PROVINCE	QUANTITY					VALUE				
	1919-20	1920-21	1921-22	1922-23	1923-24	1919-20	1920-21	1921-22	1922-23	1923-24
						R	R	R	R	R
Jewellery (excluding Imitation Jewellery and Precious stones and pearls, unset), also Plate of Gold and Silver—continued										
<i>Plate of Gold and Silver (A.I. F)—continued</i>										
Share of Bengal						1,700	9,690	470	625	39
" Bombay						5,46,070	11,49,500	6,88,598	5,79,201	3,21,136
" Sind						30,380	75,780	49,460	88,618	56,785
" Madras						29,260	53,260	48,102	42,414	18,922
" Burma						88,750	56,670	41,483	1,02,513	2,13,103
TOTAL						6,36,160(a)	13,44,900(a)	8,28,113(a)	7,83,260(a)	6,12,986(a)
Total value of Jewellery (excluding Imitation Jewellery and Precious stones and pearls, unset), also Plate of Gold and Silver—										
United Kingdom						6,30,950	18,67,250	10,01,802	13,63,162	10,74,909
Malta and Gozo						1,390				
Maldives									5,410	
Aden and Dependencies						1,140	4,060		4,070	500
Mesopotamia*								5,944	14,089	736
Bahrain Islands							2,000	225		400
Ceylon						1,98,020	1,91,020	58,678	61,771	1,98,618
Straits Settlements (including Labuan)						88,440	1,70,510	56,560	44,426	33,591
Federated Malay States								1,316		6,043
Hongkong						17,760	16,110	17,437	37,881	34,384
Egypt†						150	4,300	5,375	4,282	
Natal						9,230	3,280	150	650	905
Transvaal						1,600				
Kenya Colony						380	710	1,500		15
Mauritius and Dependencies						1,000		225	376	
Other British Possessions						1,870	910	245	276	923
TOTAL BRITISH EMPIRE						9,46,930	22,66,760	11,49,456	15,36,393	13,51,228
Sweden						70	60	100	1,614	282
Germany							83,030	28,934	22,606	87,762
Netherlands							260	1,025	5,335	572
Belgium							5,850	54	5,822	5,581
France						5,720	11,090	18,789	5,357	31,920
Spain										1,820
Switzerland						200	10,470	3,213	3,660	6,270
Italy						960	970	575	63,238	11,714
Austria								2,205	8,361	30
Hungary										
Czechoslovakia									923	4,684
Turkey, Asiatic								11,000		900
Red Sea							1,890			
Persian Gulf						280	2,200			
Mascat Territory and Trucial Oman						530		1,650	825	90
Persia						600	240	3,882	498	1,305
Java						13,340		8,879	300	1,300
Siam								390	5,927	
China (exclusive of Hongkong and Macao)						1,91,710	1,60,220	90,290	80,735	65,133
Japan						14,010	8,720	1,512	2,624	2,739
Egypt†										11,758
Italian East Africa (Somaliland and Eritrea)							1,700			
United States of America—										
Via Atlantic Coast						80,780	1,06,670	16,952	25,698	26,432
" Pacific						440	100			
Other Foreign Countries						110	330	50	827	618
TOTAL FOREIGN COUNTRIES						2,78,730	3,93,800	1,70,000	2,53,450	2,50,000

* Included in Turkey, Asiatic prior to 1921-22.

(a) Duty was collected on Rs. 26,060 in 1919-20, on Rs. 13,44,240 in 1920-21, on Rs. 14,040 in 1921-22, on Rs. 43,726 in 1922-23 and on Rs. 89,365 in 1923-24.

† Shown as a Foreign Country from 1923-24.

No. 13—continued

ARTICLES, AND COUNTRIES OF CONSIGNMENT; ALSO SHARE OF EACH PROVINCE	QUANTITY					VALUE				
	1919-20	1920-21	1921-22	1922-23	1923-24	1919-20	1920-21	1921-22	1922-23	1923-24
						R	R	R	R	R
Jewellery (excluding Imitation Jewellery and Precious stones and pearls, unset), also Plate of Gold and Silver—continued										
<i>Total value of Jewellery (excluding Imitation Jewellery and Precious stones and pearls, unset), also Plate of Gold and Silver—continued</i>										
Share of Bengal						2,65,700	8,21,990	2,42,336	3,29,203	2,66,424
" Bombay						6,73,000	12,80,060	7,70,031	9,99,436	9,17,611
" Sind						31,180	79,310	55,650	64,521	67,177
" Madras						3,15,190	4,13,970	1,98,412	2,61,317	1,27,359
" Burma						40,590	65,220	59,027	1,35,368	2,32,650
TOTAL						12,25,060	26,60,550	13,25,456	17,89,843	16,11,123
Lac—Stick and Seed (II, D)—	Cwts.	Cwts.	Cwts.	Cwts.	Cwts.					
United Kingdom				498					34,552	
Ceylon				187	141				10,997	16,327
Straits Settlements (including Labuan)	15,875	13,566	9,660	35,224	21,118	18,92,100	10,71,310	8,44,302	23,92,273	21,51,200
Hongkong	8,224	1,612	1,660	1,753	214	3,84,440	1,99,450	1,39,768	1,43,406	17,021
TOTAL BRITISH EMPIRE	19,099	15,178	11,329	37,610	21,473	22,76,540	18,70,760	9,84,065	25,81,228	21,84,567
Siam		796	847	1,887	268		84,720	88,068	1,93,305	24,710
Java			231					23,175		
China (exclusive of Hongkong and Macao)		91	98	1,984	51		8,780	3,013	1,31,884	3,402
Japan			634	48				62,775	3,119	
United States of America—Via Atlantic Coast									62	
TOTAL FOREIGN COUNTRIES		887	1,760	3,919	309		1,03,500	1,77,826	3,28,370	28,121
Share of Bengal	16,705	12,684	12,306	40,090	20,995	20,79,270	16,29,350	11,03,604	27,67,919	21,30,986
" Bombay	21	128	33	26	60	2,100	13,300	1,750	2,373	3,111
" Madras	2,373	3,253	740	1,413	717	1,95,170	3,31,610	56,337	1,39,306	78,581
" Burma										
TOTAL	19,099	16,065	13,079	41,529	21,782	22,76,540	19,74,260	11,81,091	29,09,598	22,12,678
Shell and Button (II, D)—	Cwts.	Cwts.	Cwts.	Cwts.	Cwts.					
United Kingdom	4	322	3			1,600	24,060	1,015	175	139
Ceylon	7			1		720			150	1
Straits Settlements (including Labuan)					15				50	3,000
Hongkong			22					3,450		
New South Wales		23					5,040			
Australian Commonwealth (Total)		23					5,040			
TOTAL BRITISH EMPIRE	11	345	25	1	15	2,320	29,100	4,465	375	3,140
Java			22					9,900		
Japan	2		11			180		2,000		
Other Foreign Countries	1			1	4	10	10	986	202	208
TOTAL FOREIGN COUNTRIES	3		33	1	4	190	10	12,586	202	208
Share of Bengal		322	45	1	16		25,940	13,269	150	3,068
" Bombay			1		2			274	50	144
" Madras	7		2	1		720		1,300	180	6
" Burma	7	23	10		1	1,790	3,170	2,108	197	220
TOTAL	14	345	58	2	19	2,510	29,110	17,051	577	3,438
Other kinds (excluding Lac-dye) (II, D)—	Cwts.	Cwts.	Cwts.	Cwts.	Cwts.					
Straits Settlements (including Labuan)	68	36		46	31	5,270	4,520		4,930	1,991
Other British Possessions		6			1	10	40		30	50
TOTAL BRITISH EMPIRE	68	41		46	32	5,280	5,010		5,010	2,041
United States of America—Via Atlantic Coast		6					1,040			
Share of Bengal		6					880			
" Bombay	68	41		46	32	5,270	5,020		5,010	2,041
" Madras						10				
" Burma							150			
TOTAL	68	47		46	32	5,280	6,050		5,010	2,041
Total Lac—	Cwts.	Cwts.	Cwts.	Cwts.	Cwts.					
BRITISH EMPIRE	19,170	15,504	11,354	37,657	21,520	22,84,140	18,04,870	9,88,530	25,86,613	21,89,708
FOREIGN COUNTRIES	3	893	1,783	3,920	313	160	1,04,560	1,90,212	3,24,572	28,419
TOTAL	19,181	16,457	13,137	41,577	21,833	22,84,300	20,09,420	11,78,742	29,15,185	22,18,157

No. 13—continued

ARTICLES AND COUNTRIES OF CONSIGNMENT; ALSO SHARE OF EACH PROVINCE	QUANTITY					VALUE				
	1919-20	1920-21	1921-22	1922-23	1923-24	1919-20	1920-21	1921-22	1922-23	1923-24
Leather—										
<i>Hides, tanned or dressed (III. I)—</i>	Tons	Tons	Tons	Tons	Tons	R	R	R	R	R
United Kingdom	109	340	30	15	25	5,09,710	9,35,460	1,57,377	1,58,508	2,07,309
Ceylon	78	78	62	61	63	1,76,350	1,46,430	1,03,807	1,02,182	1,07,955
Straits Settlements (including Labuan)	2	1	570	5,040	2,925	480	2,268
Victoria	2	1	700	12,350	1,616	1,442	3,054
New South Wales	240
Australian Commonwealth (Total)	2	1	700	12,590	1,616	1,442	3,054
Other British Possessions	1	940
TOTAL BRITISH EMPIRE	188	417	94	76	88	6,88,270	11,49,520	2,65,725	2,62,537	3,20,586
Germany	1,312	8,970	5,211
Belgium	610	..
France	5,400	335	7,354
Italy	4,345	..
Java	1	12	4	5,150	60	..	14,670	4,861
Japan	1	6	10,144	24,408	..
United States of America—										
<i>Via Atlantic Coast</i>	2	1	1	49,620	23,340	2,485	4,790	30,165
<i>" Pacific</i>	1	29,490
TOTAL FOREIGN COUNTRIES	4	1	1	18	5	84,260	23,400	19,341	58,128	47,571
<i>Share of Bengal</i>	6	2	1	15	7	1,04,180	37,550	11,752	54,776	61,511
<i>" Bombay</i>	104	337	9	17	21	4,77,160	9,44,060	96,024	1,46,343	1,74,431
<i>" Sind</i>	5,400
<i>" Madras</i>	31	77	24	62	63	1,89,400	1,35,440	1,69,424	1,15,160	1,23,001
<i>" Burma</i>	1	2	1	..	2	1,790	5,870	2,166	4,231	19,201
TOTAL	192	418	95	94	93	7,72,530	11,72,920	2,85,066(a)	3,20,710(a)	3,68,164(a)
Skins, tanned or dressed (III. I)—	Tons	Tons	Tons	Tons	Tons					
United Kingdom	25	62	10	14	20	2,26,090	7,22,590	1,75,415	2,35,952	2,63,111
Mesopotamia*	—	—	2	—	—	1,513	1,723	3,801
Ceylon	1	9,800	220	796	1,552	831
Straits Settlements (including Labuan)	14	..	3	1	..	1,22,380	970	12,929	3,913	2,201
Victoria	1	1	7,450	11,080	14,140	7,226	2,171
New South Wales	3	..	1	14,390	5,200	6,270	350	..
Australian Commonwealth (Total)	4	1	1	21,840	16,530	20,410	7,576	2,171
Other British Possessions	1	400	..	452	1,000	1,321
TOTAL BRITISH EMPIRE	44	63	14	15	23	3,80,510	7,40,610	2,11,515	2,51,726	2,73,457
Germany	4,680	18,941	35,459	23,581
France	1	1	..	940	5,950	11,638	11,151	5,771
Austria	4,351
Hungary
Turkey, Asiatic
<i>Persian Gulf</i>	1,910
<i>Persia</i>	610	1,860	2,770	4,001
<i>China (exclusive of Hong-kong and Macao)</i>	3,480	1,154	3,940	..
<i>Japan</i>	2	4	..	2,450	..	19,255	26,384	..
<i>United States of America—</i>										
<i>Via Atlantic Coast</i>	5	3	1,23,600	1,18,180	32,477	11,183	9,171
<i>" Pacific</i>	1	16,800	3,250	6,251
<i>Other Foreign Countries</i>	270	127	151	431
TOTAL FOREIGN COUNTRIES	6	3	3	5	..	1,50,700	1,36,930	85,397	91,043	53,671

* Included in Turkey, Asiatic prior to 1921-22.
(a) Duty was collected on R2,54,404 in 1921-22, on R2,96,307 in 1922-23 and on R3,68,109 in 1923-24.

No. 13—continued

ARTICLES, AND COUNTRIES OF CONSIGNMENT; ALSO SHARE OF EACH PROVINCE	QUANTITY					VALUE				
	1919-20	1920-21	1921-22	1922-23	1923-24	1919-20	1920-21	1921-22	1922-23	1923-24
Leather—continued										
<i>Skins, tanned or dressed (III. I)—continued</i>	Tons	Tons	Tons	Tons	Tons	R	R	R	R	R
Share of Bengal	4	3	..	1	2	86,430	1,28,060	34,239	60,779	48,001
“ Bombay	13	51	11	14	12	2,15,010	6,01,320	1,85,378	2,33,351	2,18,235
“ Sind	1	930	1,600	12,199	10,469	17,688
“ Madras	20	6	3	1	..	1,58,600	96,830	41,095	14,485	5,927
“ Burma	13	6	3	4	8	70,340	49,730	24,001	33,855	37,382
TOTAL	50	66	17	20	23	5,31,210(a)	8,77,580(a)	2,96,912(a)	3,42,760(a)	3,27,133 (a)
Total Hides and Skins	Tons 242	Tons 484	Tons 112	Tons 114	Tons 116	18,03,740	20,50,450	5,81,978	6,03,470	6,95,297
Unwrought (III. E)—	Cwts.	Cwts.	Cwts.	Cwts.	Cwts.					
United Kingdom	1,400	2,074	668	686	705	3,22,190	8,20,090	2,74,647	2,21,588	1,05,427
Ceylon	10	40	..	1	30	2,120	325	5	626
Straits Settlements (including Labuan)	40	..	82	16	18	21,800	..	4,742	3,727	8,908
South Australia (including Northern Territory)	4	670
Victoria	32	83	16	14	50	17,170	36,590	22,029	5,821	9,474
New South Wales	48	8	45	..	114	6,810	6,880	27,193	956	9,028
Australian Commonwealth (Total)	80	91	61	14	164	24,010	43,600	49,222	6,777	19,102
Other British Possessions	21	1	..	200	47	1,083	400
TOTAL BRITISH EMPIRE	1,520	2,179	796	737	889	3,67,460	8,66,010	3,28,983	2,33,180	2,24,522
Germany	4	..	15	71	..	19,820	5,952	24,185	34,410
France	7	..	24	..	3	1,540	..	17,574	..	1,538
Italy	2	4,170	..	8
United States of America—										
Via Atlantic Coast	125	390	5	27	60	1,01,220	3,21,420	19,638	30,471	64,143
“ Pacific “	22	24	..	1	..	16,980	37,770	1,320	1,318	..
Argentine Republic (including the Atlantic Coast of Patagonia)	3	3,860
Other Foreign Countries	11	2	1,300	1,080	362	..	21
TOTAL FOREIGN COUNTRIES	170	420	26	48	143	1,27,900	3,70,590	44,800	64,074	1,00,112
Share of Bengal	339	1,737	166	608	706	2,69,970	9,01,500	2,27,927	2,13,170	2,26,551
“ Bombay	628	655	455	79	94	1,26,310	1,43,540	40,216	25,811	30,710
“ Sind	33	107	30	4	26	26,980	81,600	24,441	10,648	20,340
“ Madras	22	68	160	55	32	15,930	52,030	53,710	34,675	15,870
“ Burma	118	82	24	34	174	56,170	66,330	18,568	14,450	31,154
TOTAL	1,690	2,599	825	780	1,032	4,96,360	12,45,600	3,73,852(b)	2,08,164(b)	3,24,634 (b)
Leather cloth (III. I)(c)—				Cwts.	Cwts.					
United Kingdom	—	—	—	8,855	933	91,460	5,57,690	4,27,601	4,24,740	2,18,173
Straits Settlements (including Labuan)	—	—	—	30	20
TOTAL BRITISH EMPIRE	—	—	—	8,855	933	91,460	5,57,720	4,27,601	4,24,740	2,18,193
Germany	—	—	—	..	24	..	960	41	..	3,055
France	—	—	—	..	16	1,800
Italy	—	—	—	12	10	..	29,680	..	4,330	4,277
Japan	—	—	—	10	26	4,040	4,200	..	2,448	6,446
United States of America—										
Via Atlantic Coast	—	—	—	138	266	15,020	40,020	20,497	39,160	76,910
“ Pacific “	—	—	—	8	1,978	1,106	..
TOTAL FOREIGN COUNTRIES	—	—	—	168	351	19,060	74,850	22,511	47,064	91,888

(a) Duty was collected on Rs.94,600 in 1919-20, on Rs.7,60,260 in 1920-21, on Rs.41,036 in 1921-22, on Rs.12,520 in 1922-23 and on Rs.1,22,421 in 1923-24.
(b) Duty was collected on Rs.83,661 in 1921-22, on Rs.97,254 in 1922-23 and on Rs.13,200 in 1923-24.
(c) Quantity recorded from 1922-23.

GENERAL IMPORTS

(252)

No. 13—continued

ARTICLES, AND COUNTRIES OF CONSIGNMENT; ALSO SHARE OF EACH PROVINCE	QUANTITY					VALUE				
	1919-20	1920-21	1921-22	1922-23	1923-24	1919-20	1920-21	1921-22	1922-23	1923
	A	B				B	B	B	R	R
Leather—continued										
<i>Leather Cloth (III. I) (a)—continued</i>				Cwts.	Cwts.					
<i>Share of Bengal</i>	—	—	—	308	260	77,000	2,28,960	2,29,630	1,15,051	6.
" <i>Bombay</i>	—	—	—	1,348	674	29,830	2,65,770	1,37,794	2,87,102	1.2.
" <i>Sind</i>	—	—	—	31	6	..	34,000	947	10,423	
" <i>Madras</i>	—	—	—	159	260	1,510	65,270	73,265	47,504	9.
" <i>Burma</i>	—	—	—	7,177	84	2,180	38,570	8,486	11,633	1.
TOTAL	—	—	—	9,023	1,284	1,10,520	6,32,570	4,50,112	4,71,793	3.11
<i>Artificial Leather (III. I) (a)—</i>				Cwts.	Cwts.					
United Kingdom	—	—	—	82	60	5,670	89,850	16,200	28,966	2.
Other British Possessions	—	—	—	2	..	300	..	989	600	
TOTAL BRITISH EMPIRE	—	—	—	84	60	5,970	89,850	17,189	29,566	2.
Sweden	—	—	—	4,230	
Germany	—	—	—	3	17	..	3,970	28	1,031	
Netherlands	—	—	—	..	1	
Italy	—	—	—	14	2,501	
Japan	—	—	—	32	5	14,830	19,960	832	6,692	
United States of America—										
<i>Vid Atlantic Coast</i>	—	—	—	87	201	35,310	1,62,770	5,994	17,387	5.
" <i>Pacific</i>	—	—	—	20	
TOTAL FOREIGN COUNTRIES	—	—	—	136	224	50,140	1,90,950	6,854	27,611	6.
<i>Share of Bengal</i>	—	—	—	60	120	35,770	1,21,310	16,429	20,348	3.
" <i>Bombay</i>	—	—	—	115	105	11,810	1,06,810	2,268	24,431	3.
" <i>Sind</i>	—	—	—	..	14	120	40,880	
" <i>Madras</i>	—	—	—	26	4	640	..	2,630	7,406	
" <i>Burma</i>	—	—	—	19	41	7,770	11,800	2,716	4,998	
TOTAL	—	—	—	220	284	56,110	2,80,800	24,048	57,177	8.
<i>Manufactures (excluding boots and shoes and belting for machinery)—</i>										
<i>Bags and trunks (III. I) (a)—</i>				Cwts.	Cwts.					
United Kingdom	—	—	—	128	131	71,850	4,22,800	77,408	50,334	4.
Straits Settlements (including Labuan)	—	—	—	..	5	2,720	10,580	1,182	866	
Hongkong	—	—	—	16	3	2,620	3,410	1,667	7,000	
Kenya Colony	—	—	—	1	..	2,070	800	
South Australia (including Northern Territory)	—	—	—	480	
Western Australia	—	—	—	..	3	205	..	
Victoria	—	—	—	5,110	
New South Wales	—	—	—	50	22,620	17	..	
Queensland	—	—	—	1,680	..	20	30	
<i>Australian Commonwealth (Total)</i>	—	—	—	..	3	1,730	23,210	242	36	
Other British Possessions	—	—	—	600	340	225	161	
TOTAL BRITISH EMPIRE	—	—	—	145	142	81,400	4,65,400	80,724	59,800	5.
Germany	—	—	—	27	26	..	11,850	3,259	10,211	10
France	—	—	—	..	1	..	2,510	501	830	
Austria	—	—	—	6	1,111	1,231	
Hungary	—	—	—	
China (exclusive of Hongkong and Macao)	—	—	—	21	5	60	880	..	5,664	
Japan	—	—	—	9	3	2,79,940	2,35,760	20,564	5,509	
United States of America—										
<i>Vid Atlantic Coast</i>	—	—	—	4	2	3,550	23,810	17,963	2,527	
" <i>Pacific</i>	—	—	—	120	6,290	200	..	
Other Foreign Countries	—	—	—	..	1	50	680	590	22	
TOTAL FOREIGN COUNTRIES	—	—	—	67	38	2,63,710	2,81,780	44,188	25,584	11

(a) Quantity recorded from 1922-23.

No. 13—continued

ARTICLES AND COUNTRIES OF CONSIGNMENT; ALSO SHARE OF EACH PROVINCE	QUANTITY					VALUE				
	1919-20	1920-21	1921-22	1922-23	1923-24	1919-20	1920-21	1921-22	1922-23	1923-24
Leather—continued										
Manufactures (excluding boots and shoes and belting for machinery)—continued										
Bags and trunks (III. I) (a)—continued				Cwts.	Cwts.					
Share of Bengal				49	49	41,150	88,170	26,464	16,997	19,452
" Bombay				50	55	2,16,080	1,39,190	27,065	25,300	21,162
" Sind				13	15	26,870	1,71,740	30,518	4,627	6,244
" Madras				55	11	12,220	22,310	24,903	18,201	2,702
" Burma				45	50	68,880	3,25,770	15,962	20,259	20,906
TOTAL				212	180	8,65,200	7,47,180	1,24,912	85,384	70,406(b)
Pickers (III. I) (a)—				Cwts.	Cwts.					
United Kingdom				2,272	3,470	5,46,700	11,81,440	11,92,364	6,12,253	7,40,485
Germany				38	1	..	580	5,385	8,305	301
Netherlands				50	115	19,220	45,980	22,867	10,342	23,536
Italy				..	47	8,375
Japan				1,690
United States of America—Via Atlantic Coast				..	64	1,439
Other Foreign Countries				..	5	960	650	608
TOTAL FOREIGN COUNTRIES				88	282	21,870	47,210	28,252	18,647	34,619
Share of Bengal				473	1,348	71,320	2,51,690	2,80,671	1,04,547	2,33,894
" Bombay				1,851	2,367	4,96,280	9,76,550	9,39,823	6,19,866	5,46,245
" Sind				510
" Madras				26	3	6,487	1,055
" Burma				960	..	120
TOTAL				2,360	3,708	5,08,570	12,28,650	12,20,616	6,30,900	7,81,104
Picking bands and straps (III. I) (a)—				Cwts.	Cwts.					
United Kingdom				1,073	3,240	4,00,820	17,21,040	7,74,185	6,80,991	7,34,364
Other British Possessions				260	300	308	394	..
TOTAL BRITISH EMPIRE				1,073	3,240	4,01,070	17,21,430	7,74,493	6,90,385	7,34,364
Germany				37	136	..	560	4,010	10,216	20,444
Netherlands				92	80	15,620	58,010	34,413	25,256	18,688
Belgium				15	15	..	9,620	5,155	4,017	3,518
France				2,720	6,760	9,895
China (exclusive of Hongkong and Macao)				24	..
Japan				2	4	110	..	814	2,615	995
United States of America—Via Atlantic Coast				1	62,090	2,161	365	..
TOTAL FOREIGN COUNTRIES				147	235	18,450	1,37,680	55,948	43,098	49,545
Share of Bengal				615	1,986	25,720	4,69,520	3,88,424	1,42,763	3,63,567
" Bombay				1,391	1,485	3,93,410	13,87,390	4,41,343	4,47,827	4,16,681
" Madras				103	3	140	960	..	36,268	3,161
" Burma				7	1	260	1,240	574	7,620	670
TOTAL				2,120	3,476	4,19,520	18,59,110	8,30,441	6,33,478	7,83,909

(a) Quantity recorded from 1922-23.
 (b) Duty was collected on Rs. 9,914 in 1923-24.

No. 13—continued

ARTICLES AND COUNTRIES OF CONSIGNMENT; ALSO SHARE OF EACH PROVINCE	QUANTITY					VALUE				
	1919-20	1920-21	1921-22	1922-23	1923-24	1919-20	1920-21	1921-22	1922-23	1923-24
						R	R	R	R	R
Leather—continued.										
<i>Manufactures (excluding boots and shoes and belting for machinery)—continued</i>				Cwts.	Cwts.					
Roller skins (III. D)(a)—										
United Kingdom	—	—	—	492	811	5,65,230	15,59,510	16,70,654	9,67,484	17,88,109
Germany	—	—	—	2	2	1,886	3,329
Italy	—	—	—	6,845
China (exclusive of Hongkong and Macao)	—	—	—	3	1,500	..
Japan	—	—	—	60
United States of America— Via Atlantic Coast	—	—	—	6,325
TOTAL FOREIGN COUNTRIES	—	—	—	5	2	18,230	3,366	3,329
Share of Bengal	—	—	—	24	54	85,120	1,17,220	1,13,119	38,500	69,705
" Bombay	—	—	—	419	690	4,43,330	12,68,650	14,39,230	3,05,772	9,78,300
" Sind	—	—	—	910
" Madras	—	—	—	54	69	36,780	1,72,830	76,735	1,26,198	1,43,433
TOTAL	—	—	—	497	813	5,65,230	15,59,510(b)	16,64,084	9,70,870(b)	11,91,428
Saddlery and Harness (III. D) (a)—				Cwts.	Cwts.					
United Kingdom	—	—	—	278	343	2,44,360	6,70,960	1,59,098	1,57,135	1,26,267
Gibraltar	—	—	—	2,150
Mesopotamia*	—	—	—	1	1	2,618	405	985
Ceylon	—	—	—	3	..	660	2,290	2,815	2,155	245
Straits Settlements (including Labuan)	—	—	—	8	6	780	1,840	730	850	529
Hongkong	—	—	—	7	..	2,100	980	1,050	1,351	100
Egypt†	—	—	—	870	2,580	766
Zanzibar and Pemba	—	—	—	100	1,500
South Australia (including Northern Territory)	—	—	—	3	..	870	2,370	1,471	978	..
Victoria	—	—	—	6	5	5,260	8,960	5,908	8,516	4,659
New South Wales	—	—	—	4	3	2,050	7,600	4,910	1,102	2,118
Australian Commonwealth (Total)	—	—	—	13	8	7,880	18,930	12,289	10,596	6,777
Other British Possessions	—	—	—	250	280	609	290	90
TOTAL BRITISH EMPIRE	—	—	—	305	358	2,58,960	6,99,290	1,79,870	1,72,282	1,34,993
Germany	—	—	—	98	6	4,974	816
France	—	—	—	..	1	1,180	..	333
Austria	—	—	—	6	1,702	..
Hungary	—	—	—
Turkey, Asiatic Persian Gulf	—	—	—	1,080	3,220
Egypt†	—	—	—	..	8	1,054
United States of America— Via Atlantic Coast	—	—	—	1	2	5,250	2,120	474	779	270
" Pacific "	—	—	—	160	15
Other Foreign Countries	—	—	—	..	1	200	940	815	162	380
TOTAL FOREIGN COUNTRIES	—	—	—	105	18	6,480	6,420	2,434	7,017	2,862
Share of Bengal	—	—	—	114	215	1,06,820	2,19,380	63,291	39,309	49,604
" Bombay	—	—	—	226	123	1,15,510	3,32,950	79,460	97,626	66,767
" Sind	—	—	—	18	8	16,080	91,420	13,376	16,235	5,699
" Madras	—	—	—	15	7	4,810	11,690	7,328	6,760	6,463
" Burma	—	—	—	37	23	22,220	50,370	18,900	15,269	10,382
TOTAL	—	—	—	410	376	2,65,440(c)	7,05,710(c)	1,62,354(c)	1,79,899(c)	1,37,855(c)
Other sorts (III. D) (a)—				Cwts.	Cwts.					
United Kingdom	—	—	—	3,528	2,395	6,75,820	19,60,700	9,38,058	9,14,820	5,80,206
Ceylon	—	—	—	4	3	3,560	18,020	3,614	2,834	536
Straits Settlements (including Labuan)	—	—	—	10	10	4,180	5,250	2,808	3,009	3,848

(a) Quantity recorded from 1922-23.
 * Included in Turkey, Asiatic prior to 1921-22.
 (b) Duty was collected on Rs 15,39,290 in 1920-21 and on Rs 69,370 in 1922-23.
 (c) " " " on Rs 2,63,720 in 1919-20, on Rs 7,00,460 in 1920-21, on Rs 1,76,471 in 1921-22, on Rs 1,76,500 in 1922-23 and on Rs 1,34,204 in 1923-24.
 † Shown as a Foreign Country from 1923-24.

No. 13—continued

ARTICLES, AND COUNTRIES OF CONSIGNMENT; ALSO SHARE OF EACH PROVINCE	QUANTITY					VALUE				
	1919-20	1920-21	1921-22	1922-23	1923-24	1919-20	1920-21	1921-22	1922-23	1923-24
Leather—continued										
<i>Manufactures (excluding boots and shoes and belting for machinery)—concluded</i>										
Other sorts (III. I)(a)—continued				Cwts.	Cwts.					
Hongkong	—	—	—	27	12	1,180	730	1,180	6,318	2,821
Zanzibar and Pemba	—	—	—	7,860	45
Kenya Colony	—	—	—	5,050	500
Western Australia	—	—	—	20	..
Victoria	—	—	—	21	20	1,800	25,310	764	4,048	2,680
South Australia (including Northern Territory)	—	—	—	2	..	7,200	9,000	4,808	208	..
New South Wales	—	—	—	6	12	2,810	64,970	41,090	587	1,205
Queensland	—	—	—	80
Australian Commonwealth (Total)	—	—	—	29	32	11,070	99,360	46,662	4,813	3,975
Other British Possessions	—	—	—	..	2	70	60	800	157	620
Total British Empire	—	—	—	3,508	2,454	7,09,120	20,70,680	6,38,157	6,33,411	6,01,050
Sweden	—	—	—	08	250	8,970	2,070	3,500
Germany	—	—	—	427	202	..	8,080	48,921	1,28,100	65,013
Netherlands	—	—	—	..	6	480	1,840	39,558	..	1,105
Belgium	—	—	—	2	1	..	3,250	30	872	901
France	—	—	—	2	10	600	18,650	3,564	1,278	4,381
Switzerland	—	—	—	14	..	1,810	1,340	..	20,555	177
Italy	—	—	—	4	1	40	14,060	1,078	1,973	1,128
Austria	—	—	—	71	50	..	7,870	11,308	19,656	12,240
Hungary	—	—	—
Czechoslovakia	—	—	—	1	2,478	149	..
Turkey, Asiatic	—	—	—
Persian Gulf	—	—	—	3,400	700
China (exclusive of Hongkong and Macao)	—	—	—	5	5	2,175	1,440
Japan	—	—	—	92	188	2,40,690	1,62,690	14,788	36,255	46,068
United States of America—										
<i>Via Atlantic Coast.</i>	—	—	—	90	177	2,42,810	2,40,160	75,086	1,01,770	1,13,798
<i>" Pacific "</i>	—	—	—	30,460	14,180	74	1	..
Other Foreign Countries	—	—	—	80	138	..	279
TOTAL FOREIGN COUNTRIES	—	—	—	806	898	5,14,210	4,72,850	1,82,018	9,11,798	2,50,102
Share of Bengal	—	—	—	2,090	1,586	4,90,510	9,40,040	4,51,468	4,79,625	3,09,877
<i>" Bombay</i>	—	—	—	1,804	1,431	4,78,770	12,08,930	5,22,984	4,99,987	3,58,274
<i>" Sind</i>	—	—	—	107	60	79,180	90,720	22,327	44,217	24,939
<i>" Madras</i>	—	—	—	164	102	61,280	3,30,670	1,14,748	61,609	33,787
<i>" Burma</i>	—	—	—	239	171	1,13,690	3,84,170	58,648	1,62,771	1,26,284
TOTAL	—	—	—	4,404	3,350	12,23,330(b)	25,52,530(b)	11,70,176(b)	12,48,209(b)	8,51,101(b)
Total Leather manufactures (excluding boots and shoes and belting for machinery) (a)—				Cwts.	Cwts.					
United Kingdom	—	—	—	8,871	10,396	25,04,280	75,16,510	48,06,962	32,02,017	34,34,318
Gibraltar	—	—	—	2,150
Mesopotamia ^b	—	—	—	1	3	2,583	455	1,514
Ceylon	—	—	—	7	3	4,730	15,650	6,504	5,150	827
Straits Settlements (including Labuan)	—	—	—	13	21	7,940	18,000	4,928	5,190	6,870

(a) Quantity recorded from 1922-23.

^b Included in Turkey, Asiatic prior to 1921-22.

(b) Duty was collected on Rs.23,080 in 1919-20, on Rs.23,960 in 1920-21, on Rs.11,68,722 in 1921-22, on Rs.12,46,393 in 1922-23 and on Rs.47,159 in 1923-24.

No. 13—continued

ARTICLES, AND COUNTRIES OF CONSIGNMENT; ALSO SHARE OF EACH PROVINCE	QUANTITY					VALUE				
	1919-20	1920-21	1921-22	1922-23	1923-24	1919-20	1920-21	1921-22	1922-23	1923-24
" " "	" "	" "	" "	" "	" "	R	R	R	R	R
Leather—continued										
<i>Total Leather manufactures (excluding boots and shoes and belting for machinery) (a)—continued</i>										
				Cwts.	Cwts.					
Hongkong	—	—	—	50	15	5,800	5,120	9,977	16,137	4,206
Egypt*	—	—	—	920	2,530	906	25	..
Zanzibar and Pemba	—	—	—	7,960	1,500	45
Kenya Colony	—	—	—	1	..	8,020	500	340	830	..
Western Australia	—	—	—	..	3	205	20	163
South Australia (including Northern Territory)	—	—	—	6	..	7,570	11,850	6,279	1,186	..
Victoria	—	—	—	27	25	6,560	39,380	6,072	12,564	7,339
New South Wales	—	—	—	10	15	4,610	95,190	46,017	1,669	3,413
Queensland	—	—	—	1,680	80	20	30	..
Australian Commonwealth (Total)	—	—	—	42	43	30,420	1,46,560	59,193	15,469	10,915
Other British Possessions	—	—	—	360	320	809	342	230
TOTAL BRITISH EMPIRE	—	—	—	8,785	10,481	25,62,570	77,06,750	48,46,202	33,35,615	34,58,894
Sweden	—	—	—	98	256	3,970	2,079	3,560
Germany	—	—	—	629	373	..	21,040	57,087	1,03,092	1,06,132
Netherlands	—	—	—	142	201	35,270	1,05,830	86,878	35,598	43,300
Belgium	—	—	—	17	17	..	13,030	5,485	5,511	4,819
France	—	—	—	2	12	3,320	27,940	15,140	1,603	6,540
Switzerland	—	—	—	14	..	1,810	1,340	..	20,655	177
Italy	—	—	—	4	48	40	14,630	3,161	1,973	..
Austria	—	—	—	83	55	12,410	22,589	9,509
Hungary	—	—	—	8,270	13,214
Czechoslovakia	—	—	—	1	2,530	149	..
Turkey, Asiatic	—	—	—
Persian Gulf	—	—	—	4,430	3,920
China (exclusive of Hongkong and Macao)	—	—	—	29	11	180	1,000	..	9,303	3,661
Japan	—	—	—	103	195	5,22,430	3,98,450	35,809	44,469	49,333
United States of America—										
Vid Atlantic Coast	—	—	—	96	245	2,52,570	3,28,780	1,02,009	1,05,381	1,16,356
" Pacific "	—	—	—	20,580	20,610	289	1	..
Egypt*	—	—	—	..	8	1,040
Other Foreign Countries	—	—	—	120	500	573	162	333
TOTAL FOREIGN COUNTRIES	—	—	—	1,218	1,421	8,44,720	9,45,940	3,26,380	4,13,125	3,57,039
Share of Bengal	—	—	—	3,369	5,228	8,20,650	20,26,920	13,28,437	8,22,141	10,46,999
" Bombay	—	—	—	5,751	6,151	21,42,330	53,11,660	34,99,907	23,96,378	23,85,269
" Sind	—	—	—	138	83	1,22,130	3,55,300	66,220	65,779	36,882
" Madras	—	—	—	417	195	1,16,230	3,38,360	2,23,714	2,54,623	1,89,541
" Burma	—	—	—	323	245	2,06,900	5,61,550	94,304	2,09,919	1,58,242
TOTAL	—	—	—	10,003	11,902	34,07,290	86,52,690	62,12,582	37,48,740	38,15,933

(a) Quantity recorded from 1922-23.
* Shown as a Foreign Country from 1923-24.

No. 18—continued

ARTICLES, AND COUNTRIES OF CONSIGNMENT; ALSO SHARE OF EACH PROVINCE	QUANTITY					VALUE				
	1910-20	1920-21	1921-22	1922-23	1923-24	R	R	R	R	R
Leather—concluded										
<i>Total value of Leather—</i>										
United Kingdom	—	—	—	—	—	36,59,390	1,06,92,190	68,58,202	43,61,775	43,30,832
Gibraltar	—	—	—	—	—	2,150	—	—	—	—
Mesopotamia*	—	—	—	—	—	—	—	4,356	2,183	5,319
Ceylon	—	—	—	—	—	1,90,910	1,61,420	1,11,432	1,08,899	1,10,271
Straits Settlements (including Labuan)	—	—	—	—	—	1,52,490	24,100	26,293	13,015	20,401
Hongkong	—	—	—	—	—	6,120	5,320	4,569	16,137	4,260
Egypt†	—	—	—	—	—	920	2,530	906	925	—
Natal	—	—	—	—	—	—	160	340	1,162	500
Zanzibar and Pemba	—	—	—	—	—	8,980	1,500	—	—	295
Kenya Colony	—	—	—	—	—	8,020	560	340	1,108	466
Western Australia	—	—	—	—	—	—	—	208	20	163
South Australia (including Northern Territory)	—	—	—	—	—	7,570	12,520	6,279	1,186	—
Victoria	—	—	—	—	—	31,880	99,910	44,457	27,053	22,042
New South Wales	—	—	—	—	—	25,840	1,07,010	79,480	2,975	13,041
Queensland	—	—	—	—	—	1,680	80	20	30	—
<i>Australian Commonwealth (Total)</i>	—	—	—	—	—	66,970	2,19,520	1,30,441	31,264	35,246
Other British Possessions	—	—	—	—	—	350	180	596	95	736
TOTAL BRITISH EMPIRE	—	—	—	—	—	40,98,240	1,11,10,460	61,87,475	45,37,423	45,17,832
Sweden	—	—	—	—	—	8,970	4,230	—	2,079	3,560
Germany	—	—	—	—	—	—	49,960	88,361	2,33,337	1,76,061
Netherlands	—	—	—	—	—	35,270	1,05,830	86,878	35,703	42,585
Belgium	—	—	—	—	—	—	14,430	5,903	6,121	4,819
France	—	—	—	—	—	5,800	38,890	49,697	13,089	22,012
Switzerland	—	—	—	—	—	1,810	1,340	—	20,555	177
Italy	—	—	—	—	—	4,210	44,310	6,169	13,140	13,786
Austria	—	—	—	—	—	—	8,270	12,419	22,589	17,571
Hungary	—	—	—	—	—	—	—	—	—	—
Czechoslovakia	—	—	—	—	—	—	—	2,580	195	—
Turkey, Asiatic	—	—	—	—	—	—	—	—	—	—
Persian Gulf	—	—	—	—	—	6,570	3,920	—	—	—
Persia	—	—	—	—	—	120	740	2,178	2,932	4,133
Java	—	—	—	—	—	5,150	—	—	11,870	4,864
China (exclusive of Hongkong and Macao)	—	—	—	—	—	180	4,460	1,154	13,303	8,661
Japan	—	—	—	—	—	5,44,320	4,23,160	86,041	1,04,366	56,975
Egypt†	—	—	—	—	—	—	—	—	—	1,345
United States of America—										
Vid Atlantic Coast	—	—	—	—	—	5,82,840	9,95,010	1,88,095	2,17,377	3,54,775
" Pacific "	—	—	—	—	—	83,850	61,650	2,582	2,425	6,254
Argentine Republic (including the Atlantic Coast of Patagonia)	—	—	—	—	—	2,690	—	—	—	—
Other Foreign Countries	—	—	—	—	—	500	430	—	—	314
TOTAL FOREIGN COUNTRIES	—	—	—	—	—	12,76,780	17,51,650	5,06,092	7,01,920	7,14,789
Shares of Bengal										
Bombay	—	—	—	—	—	13,94,000	36,03,290	18,18,414	12,86,395	14,70,961
Sind	—	—	—	—	—	30,02,569	73,73,060	39,70,587	31,83,416	39,74,172
Madras	—	—	—	—	—	1,50,160	5,13,360	1,09,207	66,719	79,287
Burma	—	—	—	—	—	4,82,310	7,38,630	4,63,823	4,73,747	4,35,417
TOTAL	—	—	—	—	—	53,73,020	1,28,62,110	66,42,567	52,39,343	52,32,121

* Included in Turkey, Asiatic prior to 1921-22.
† Shown as a Foreign Country from 1923-24.

No. 13—continued

ARTICLES AND COUNTRIES OF CONSIGNMENT; ALSO SHARE OF EACH PROVINCE	QUANTITY					VALUE				
	1919-20	1920-21	1921-22	1922-23	1923-24	1919-20	1920-21	1921-22	1922-23	1923-24
Liquors, including Methylated and Perfumed Spirits—										
<i>Als, beer, and porter—</i>										
<i>Als and Beer (in Bottle) (I. D)—</i>	Gals.	Gals.	Gals.	Gals.	Gals.	R	R	R	R	R
United Kingdom	536,173	1,049,236	863,644	802,120	538,657	18,26,700	30,98,390	27,57,823	23,44,338	19,83,509
Aden and Dependencies	4	221	20	46	63	20	1,070	431	301	213
Ceylon	44	259	2,798	174	1,146	300	1,370	14,528	1,239	2,693
Straits Settlements (including Labuan)	1,981	557	578	1,591	159	8,940	2,920	2,390	6,379	971
Natal	414	148	6	..	22	2,740	590	60	..	105
Zanzibar and Pemba	626	3,356
Canada—										
<i>Via Atlantic Coast</i>	350	1,370	..
<i> " Pacific "</i>	14	116	..
South Australia (including Northern Territory)	88	430	14	4,470	640	320	2,760	73	22,426	2,390
Victoria	20,452	49,679	12,670	460	1,220	71,179	1,58,100	51,866	1,948	4,569
Tasmania	24	144	..
New South Wales	18,044	4,609	372	..	901	65,900	21,350	2,377	..	3,624
Australia Commonwealth (Total)	38,564	54,768	13,056	4,954	2,761	1,37,399	1,82,660	54,315	24,517	10,633
Other British Possessions	18	48	347	217	6	60	150	1,924	1,284	40
TOTAL BRITISH EMPIRE	576,968	1,105,232	881,075	809,486	542,814	19,76,160	41,87,140	28,34,827	23,79,524	19,97,815
Sweden	3,792	25	22,470	110
Norway	1,017	1,500
Denmark	2,970	451	3,543	4,177	..	25,050	2,528	14,743	14,811
Germany	112,378	301,523	660,244	380,763	..	5,04,930	14,77,138	10,56,788	22,97,988
Netherlands	67,219	104,149	181,454	83,169	81,181	2,50,230	4,76,790	8,30,243	3,15,298	2,32,325
Belgium	240	18,324	545	1,361	397	800	58,790	2,025	4,800	757
France	77	557	477	430	2,305	1,291
Italy	28	14	77	978	..	100	82	125	4,519
Austria	697	806	528	2,262	2,168	1,459
Hungary	911	3,240
Turkey Asiatic
<i>Persian Gulf</i>	105	8,240	680	47,210
Java	587	1,036	89	60	40	2,890	4,680	..	880	504
Philippine Islands and Guam	488	2,090
Japan	1,048,391	226,354	355,962	104,751	89,817	24,01,020	7,32,510	42,583	2,91,569	1,94,049
United States of America—										
<i>Via Atlantic Coast</i>	8,072	23	600	855	..	34,660	1..	2,891	1,562	..
<i> " Pacific "</i>	112,548	1,739	5,02,140	1,520
Other Foreign Countries	28	60	45	16	17	150	500	240	77	62
TOTAL FOREIGN COUNTRIES	1,241,465	471,212	832,474	564,982	1,058,365	44,17,130	13,66,560	31,62,271	26,89,835	26,88,265
<i>Share of Bengal</i>	763,206	623,509	436,040	449,217	636,641	34,51,920	17,58,460	12,17,913	13,82,019	14,31,287
<i> " Bombay</i>	574,248	323,713	313,923	376,416	352,699	19,47,570	12,61,110	13,15,425	10,02,222	9,40,516
<i> " Sind</i>	127,331	239,417	251,814	197,533	161,578	5,77,600	9,48,283	17,59,928	7,07,407	5,68,017
<i> " Madras</i>	56,102	77,516	95,803	64,135	83,159	3,15,640	3,30,499	2,38,784
<i> " Assam</i>	298,487	407,299	315,969	401,508	437,102	10,00,480	17,39,350	13,41,725	13,53,566	15,07,476
TOTAL	1,818,438	1,576,444	1,413,549	1,464,398	1,601,179	61,93,280	60,47,700	59,97,098	49,69,359	48,86,080
Als and Beer (in Bulk) (I. D)—										
United Kingdom	608,818	1,316,799	1,103,095	1,112,370	1,096,793	11,11,620	31,17,980	29,33,228	26,59,745	24,97,434
Aden and Dependencies	2,352	2,710
Other British Possessions	323	50	640	128
TOTAL BRITISH EMPIRE	609,141	1,319,151	1,103,095	1,112,370	1,096,843	11,12,260	31,20,690	29,33,228	26,59,745	24,97,562

No. 18—continued

ARTICLES, AND COUNTRIES OF CONSIGNMENT; ALSO SHARE OF EACH PROVINCE	QUANTITY					VALUE				
	1919-20	1920-21	1921-22	1922-23	1923-24	1919-20	1920-21	1921-22	1922-23	1923-24
Liquors, including Methy- lated and Perfumed Spirits—continued						R	R	R	R	R
Ale, beer, and porter—continued										
Ale and Beer (in Bulk) (I. D.) —continued	Gals.	Gals.	Gals.	Gals.	Gals.					
Germany	702	669	745	4,998	..	2,660	1,220	1,795	11,403
Netherlands	400	727	43	1,277	1,755	1,270	2,980	96	6,934	8,076
Belgium	2,203	4,873	..
Japan	270	2,592	1,300	7,740
United States of America— <i>Via Atlantic Coast</i>	198	..	20	200	..	180
TOTAL FOREIGN COUNTRIES	868	4,021	732	4,415	6,753	2,770	13,380	1,496	12,932	14,568
Share of Bengal	68,128	177,181	208,828	306,126	293,690	94,380	3,81,330	5,73,202	7,71,663	7,50,885
<i>" Bombay</i>	393,201	787,392	626,696	407,839	423,058	6,47,480	19,12,910	14,98,514	9,25,609	9,34,069
<i>" Sind</i>	138,890	247,299	286,078	313,886	318,128	3,31,090	5,96,200	6,06,720	7,67,295	6,60,385
<i>" Madras</i>	18,720	55,328	33,037	53,335	54,546	35,650	1,21,800	76,678	1,20,030	1,00,714
<i>" Burma</i>	1,270	55,042	68,388	35,620	14,144	5,900	1,22,380	1,77,475	33,180	35,477
TOTAL	610,009	1,322,172	1,193,927	1,116,785	1,103,600	11,15,060	31,34,070	29,34,789	26,72,677	24,82,130
Wine and Porter (in Bottle) (I. D.)—	Gals.	Gals.	Gals.	Gals.	Gals.					
United Kingdom	106,058	170,129	137,129	116,980	108,475	4,54,750	8,75,600	6,04,623	7,03,837	5,80,871
Ceylon	27	115	377	50	33	50	980	2,519	301	172
Natal	320	109	2	2,500	590	30
Victoria	280	124	41	12	4	320	860	117	60	21
New South Wales	298	..	14	1,020	212	92	..
Australian Commonwealth (Total)	280	422	21	25	4	320	2,480	329	162	21
Other British Possessions	230	230	74	135	50	770	1,290	515	901	386
TOTAL BRITISH EMPIRE	106,910	171,005	127,603	117,191	108,562	4,58,890	8,80,940	6,08,016	7,05,281	5,81,449
Denmark	808	2,725
Germany	1,029	3,647	2,905	4,491	12,279	4,945
Netherlands	36	306	44	431	..	28	2,444	943	1,282
Japan	1,968	5	..	7,900	20	..
Other Foreign Countries	75	32	63	61	147	580	502	444	665	470
TOTAL FOREIGN COUNTRIES	2,043	68	1,401	3,757	4,291	3,480	580	7,879	13,216	14,422
Share of Bengal	32,618	31,273	35,656	34,150	30,008	24,910	1,42,280	3,05,057	1,98,541	1,55,697
<i>" Bombay</i>	68,845	70,833	46,153	37,227	34,352	2,42,570	3,48,660	2,92,347	2,07,379	1,66,572
<i>" Sind</i>	12,484	26,037	24,944	19,001	15,943	73,210	1,49,710	1,76,996	1,28,254	39,663
<i>" Madras</i>	4,893	15,124	9,464	6,903	5,912	21,510	42,920	41,861	37,116	32,122
<i>" Burma</i>	11,503	27,051	13,783	23,267	36,638	45,170	1,38,000	39,134	1,46,727	1,51,817
TOTAL	108,953	171,078	129,004	120,948	112,853	4,97,370	8,81,470	8,15,395	7,18,517	5,95,871
Wine and Porter (in Bulk) (I. D.)—	Gals.	Gals.	Gals.	Gals.	Gals.					
United Kingdom	2,055	6,593	9,921	10,326	19,085	4,690	23,360	41,637	25,548	46,310
Ceylon	30	1,299
Other British Possessions	30	..	110	248	..	520
TOTAL BRITISH EMPIRE	2,055	6,593	9,929	10,326	19,195	4,690	23,360	43,179	25,548	46,830
TOTAL FOREIGN COUNTRIES	..	20	..	12	160	..	47	..
Share of Bengal	1,724	3,330	6,442	8,898
<i>" Bombay</i>	2,055	6,357	5,363	5,054	8,806	4,690	22,890	15,458	10,843	23,366
<i>" Sind</i>	..	256	1,200	3,550	6,760	..	630	3,550	3,110	13,080
<i>" Madras</i>	169	970
<i>" Burma</i>	3,268	..	80	24,171	..	618
TOTAL	2,055	6,613	9,929	10,338	10,195	4,690	23,520	43,179	25,595	46,830

ARTICLES, AND COUNTRIES OF CONSIGNMENT; ALSO SHARE OF EACH PROVINCE	QUANTITY					VALUE				
	1919-20	1920-21	1921-22	1922-23	1923-24	1919-20	1920-21	1921-22	1922-23	1923-24
						R	R	R	R	R
Liquors, including Methylated and Perfumed Spirits—continued										
Total Ale, beer, and porter—	Gals.	Gals.	Gals.	Gals.	Gals.					
United Kingdom	1,253,089	2,542,757	1,903,720	1,841,796	1,762,980	33,97,760	80,15,330	65,37,370	57,38,468	50,77,923
Aden and Dependencies	4	1,628	33	80	77	20	4,070	400	600	355
Mesopotamia*	—	—	118	200	—	—	—	686	1,237	—
Ceylon	71	374	3,214	224	1,220	350	2,350	18,346	7,540	2,038
Straits Settlements (including Labuan)	1,961	715	612	1,600	195	0,710	3,860	2,637	6,515	1,216
Natal	1,057	257	8	—	22	5,880	1,180	90	—	165
Zanzibar and Pemba	—	—	626	—	—	—	—	3,356	—	—
Canada—										
Via Atlantic Coast	—	—	—	350	—	—	—	—	1,370	—
" Pacific "	—	—	—	14	—	—	—	—	116	—
South Australia (including Northern Territory)	88	480	14	4,470	640	320	2,700	73	22,425	2,300
Victoria	20,732	49,803	12,691	472	1,224	71,990	1,58,860	51,982	2,008	4,590
Tasmania	—	—	—	24	—	—	—	—	144	—
New South Wales	18,044	4,907	372	14	1,011	65,900	23,470	2,589	92	4,044
Australian Commonwealth (Total)	38,864	55,190	13,077	4,980	2,875	1,38,210	1,85,130	54,644	24,669	11,024
Other British Possessions	18	60	285	100	6	60	210	1,600	583	40
TOTAL BRITISH EMPIRE	1,295,074	2,600,961	1,921,702	1,849,353	1,767,384	35,51,900	82,12,130	66,19,315	57,70,098	50,98,656
Sweden	8,792	25	—	—	—	22,470	710	—	—	—
Norway	—	—	1,017	—	—	—	—	1,500	—	—
Denmark	—	2,970	451	3,543	4,985	—	25,050	2,528	14,743	17,536
Germany	—	113,075	393,221	664,640	838,656	—	5,07,590	14,82,849	19,70,792	22,59,426
Netherlands	67,619	104,912	181,806	84,502	83,367	2,51,500	4,79,050	9,32,783	3,21,942	2,37,182
Belgium	240	13,354	545	3,754	401	809	50,020	2,025	9,673	769
France	—	—	77	568	479	—	—	430	2,371	1,303
Italy	—	28	14	77	978	—	100	82	125	4,519
Austria	—	—	697	806	644	—	—	2,262	2,168	1,701
Hungary	—	901	—	—	—	—	3,240	—	—	—
Turkey, Asiatic	—	—	—	—	—	—	—	—	—	—
Persian Gul	147	8,240	—	—	—	1,040	47,210	—	—	—
Java	608	1,058	152	90	65	3,050	4,800	793	965	708
Philippine Islands and Guam	483	—	—	—	—	2,090	—	—	—	—
Japan	1,060,629	228,946	255,962	104,756	89,817	34,10,220	7,40,250	8,42,583	2,91,598	1,04,049
United States of America—										
Via Atlantic Coast	8,270	23	620	355	—	34,860	130	3,071	1,582	—
" Pacific "	112,548	1,739	—	—	—	5,02,140	7,520	—	—	—
Other Foreign Countries	40	78	59	93	17	210	600	323	216	62
TOTAL FOREIGN COUNTRIES	1,244,376	475,321	834,607	803,116	1,069,409	42,28,380	18,74,680	31,71,140	26,16,050	27,17,255
Share of Bengal	843,951	736,954	750,523	782,917	863,719	26,31,750	23,02,050	26,16,229	23,58,865	23,46,767
" Bombay	1,027,549	1,188,400	942,036	820,536	818,915	28,42,290	36,44,870	31,32,342	22,42,953	20,66,123
" Sind	278,515	613,589	504,736	533,959	532,409	9,81,900	17,04,920	19,47,194	16,41,156	13,31,145
" Madras	78,175	147,967	137,304	114,063	143,786	2,72,800	5,35,210	4,72,603	3,44,681	3,72,699
" Burma	311,260	489,392	391,711	460,895	477,964	10,51,600	19,99,710	16,32,193	17,98,493	16,95,288
TOTAL	2,539,450	3,076,302	2,756,309	2,712,469	2,836,793	77,80,370	1,00,86,760	97,90,461	83,86,148	78,10,911
Other and other fermented liquors (I. D.)—	Gals.	Gals.	Gals.	Gals.	Gals.					
United Kingdom	10,654	15,488	10,889	10,211	9,499	61,470	1,06,920	82,078	72,020	63,891
Victoria	—	200	—	—	—	—	1,020	—	—	—
Tasmania	—	—	—	58	—	—	—	—	437	—
Australian Commonwealth (Total)	—	200	—	58	—	—	1,020	—	437	—
Other British Possessions	10	40	41	4	5	30	320	287	30	71
TOTAL BRITISH EMPIRE	10,664	15,737	10,930	10,273	9,504	61,500	1,08,260	83,265	72,487	63,962

* Included in Turkey, Asiatic prior to 1921-22.

No. 13—continued

ARTICLES, AND COUNTRIES OF CONSIGNMENT; ALSO SHARE OF EACH PROVINCE	QUANTITY					VALUE				
	1919-20	1920-21	1921-22	1922-23	1923-24	1919-20	1920-21	1921-22	1922-23	1923-24
Liquors, including Methylated and Perfumed Spirits—continued										
<i>Cider and other fermented liquors (I. D)—continued</i>	Gals.	Gals.	Gals.	Gals.	Gals.	R	R	R	R	R
Spain	362	2,920
Other Foreign Countries	7	22	18	18	19	20	190	158	100	135
TOTAL FOREIGN COUNTRIES	369	22	18	18	19	2,940	190	158	100	135
<i>Share of Bengal</i>	1,298	3,061	2,736	2,235	2,161	7,500	21,900	21,039	15,487	13,328
.. Bombay	4,774	6,148	4,355	3,861	4,790	26,210	38,720	27,689	24,435	33,071
.. Sind	2,210	2,828	2,169	2,438	1,035	16,920	20,800	20,496	19,161	6,746
.. Madras	2,111	2,718	1,549	1,226	1,128	10,600	23,290	12,739	8,861	7,321
.. Burma	640	1,004	134	531	479	3,210	5,640	1,458	4,343	3,441
TOTAL	11,038	15,759	10,948	10,291	9,523	64,440	1,08,450	88,418	72,587	[64,097
Spirit—										
Brandy (I. D)—	Gals.	Gals.	Gals.	Gals.	Gals.					
United Kingdom	31,550	49,724	15,285	11,000	14,630	6,52,960	11,11,080	4,76,821	5,18,475	3,33,803
Gibraltar	90	183	181	2,190	6,520	5,080
Malta and Gozo	1	..	361	20	..	6,561	..
Ceylon	131	395	252	24	98	2,970	10,900	5,380	789	1,008
Straits Settlements (including Labuan)	404	729	129	49	1,048	7,470	11,520	8,592	1,354	1,971
Egypt†	158	260	104	278	..	2,510	3,520	1,645	4,804	..
Natal	597	663	1,369	9	1	6,080	6,190	16,103	380	40
Transvaal	90	1,100
South Australia (including Northern Territory)	2	10	50	150
Victoria	5	46	1	2	..	140	1,285	45	52
New South Wales	754	9	1	15,110	280	27
Australian Commonwealth (Total)	756	14	47	1	12	15,160	370	1,312	45	202
Other British Possessions	69	33	105	28	19	1,540	620	1,568	1,127	896
TOTAL BRITISH EMPIRE	33,762	52,042	17,422	11,838	15,803	6,90,780	11,51,930	5,11,001	3,38,485	3,37,020
Sweden	76	1,750
Denmark	67	174	343	115	107	1,450	2,860	9,920	2,268	2,464
Germany	1,608	10,928	41,524	50,509	..	19,560	1,17,861	2,64,424	3,45,096
Netherlands	3,072	17,834	6,019	1,069	654	30,160	2,02,580	42,953	12,341	3,154
Belgium	320	114	210	291	..	5,310	1,801	4,451	7,456
France	172,080	407,405	194,608	206,558	273,800	33,83,230	70,47,680	41,64,652	34,34,562	35,49,592
Spain	151	1,831	175	..	1	1,520	18,180	3,282	12	80
Portugal	25	8	180	235	..	470	105	2,241	7,617
Java	9,219	9,560	17,700	12,487	6,888	19,040	26,630	55,464	28,622	[7,917
China (exclusive of Hongkong and Malacca)	129	587	3,080	7,718
Egypt†	56	[1,042
United States of America—										
Via Atlantic Coast	10	..	2	2	..	240	18	35	80
" Pacific "	107	742	1,710	11,480
Other Foreign Countries	43	24	66	45	4	1,150	300	1,888	484	216
TOTAL FOREIGN COUNTRIES	185,232	439,103	230,290	262,190	332,605	34,41,550	73,31,390	44,16,442	39,44,460	39,24,662
<i>Share of Bengal</i>	46,164	99,137	43,311	42,995	64,396	5,67,640	17,23,260	10,66,952	7,38,398	7,35,182
.. Bombay	108,376	242,184	117,796	146,470	163,959	19,64,790	40,13,850	19,56,897	19,53,640	20,22,587
.. Sind	24,309	55,620	25,908	28,834	45,026	5,98,170	11,53,680	6,46,404	6,45,734	5,77,582
.. Madras	18,335	59,991	28,337	22,998	28,534	3,36,450	7,69,050	4,00,754	3,26,140	2,92,503
.. Burma	21,911	43,213	31,860	33,731	46,493	3,76,180	3,33,480	7,77,408	6,16,033	6,34,728
TOTAL	218,994	491,145	247,712	274,023	348,408	41,32,530	84,83,320	49,27,443	41,77,945	42,62,582

† Shown as a Foreign Country from 1923-24.

No. 13—continued

ARTICLES, AND COUNTRIES OF CONSIGNMENT; ALSO SHARE OF EACH PROVINCE	QUANTITY					VALUE				
	1919-20	1920-21	1921-22	1922-23	1923-24	1919-20	1920-21	1921-22	1922-23	1923-24
Liquors, including Methylated and Perfumed Spirits—continued										
<i>Spirit—continued</i>										
Gin (I. D)—	Gals.	Gals.	Gals.	Gals.	Gals.					
United Kingdom	49,971	85,912	50,696	68,526	74,446	7,90,810	11,27,760	7,75,766	9,10,084	8,24,76
Ceylon	147	..	28	15	55	900	..	706	369	1,22
Straits Settlements (including Labuan)	485	812	443	447	305	4,470	3,110	3,840	2,667	1,93
Egypt†	63	8	2	1,350	83	30	..
Natal	602	1	47	3	..	6,210	10	580	44	..
South Australia (including Northern Territory)	2	40
Victoria	29	235	1	3	1	90	1,860	45	46	..
New South Wales	72	8	5	..	1	1,210	140	136	..	3
<i>Australian Commonwealth (Total)</i>	103	343	6	3	2	1,340	2,000	181	48	4
Other British Possessions	64	25	6	30	6	720	590	143	562	26
TOTAL BRITISH EMPIRE	51,372	86,556	51,229	69,026	74,816	7,44,450	11,84,760	7,80,761	9,13,804	8,28,24
Germany	18	551	826	237	5,903	8,19
Netherlands	7,868	14,641	10,199	5,060	8,931	78,910	1,53,620	1,20,682	78,892	80,64
Belgium	60	288	22	169	95	820	2,230	1,050	2,645	30
France	492	3	501	8,890	10	2	46	8,33
Java	553	..	5	6	4	1,270	..	92	108	8
Egypt†	3	7
Other Foreign Countries	15	7	..	6	6	400	140	19	166	5
TOTAL FOREIGN COUNTRIES	8,988	16,136	10,244	8,765	10,366	90,200	1,56,000	1,22,042	87,760	92,71
<i>Share of Bengal</i>	<i>14,646</i>	<i>21,328</i>	<i>16,478</i>	<i>19,435</i>	<i>22,945</i>	<i>1,49,330</i>	<i>2,34,520</i>	<i>1,95,009</i>	<i>1,98,476</i>	<i>2,07,06</i>
" <i>Bombay</i>	<i>26,649</i>	<i>38,909</i>	<i>28,478</i>	<i>30,986</i>	<i>30,438</i>	<i>4,03,330</i>	<i>5,04,320</i>	<i>4,12,711</i>	<i>4,33,446</i>	<i>3,64,96</i>
" <i>Sind</i>	<i>7,138</i>	<i>16,206</i>	<i>6,360</i>	<i>11,301</i>	<i>13,199</i>	<i>1,41,610</i>	<i>2,40,330</i>	<i>1,06,362</i>	<i>1,67,607</i>	<i>1,59,22</i>
" <i>Madras</i>	<i>6,278</i>	<i>16,923</i>	<i>6,738</i>	<i>7,368</i>	<i>8,704</i>	<i>87,490</i>	<i>2,12,120</i>	<i>1,08,824</i>	<i>1,20,471</i>	<i>1,04,17</i>
" <i>Burma</i>	<i>5,749</i>	<i>8,326</i>	<i>6,471</i>	<i>8,633</i>	<i>8,848</i>	<i>58,350</i>	<i>98,910</i>	<i>80,037</i>	<i>91,666</i>	<i>85,57</i>
TOTAL	60,360	101,692	61,473	77,811	85,182	8,34,740	12,90,760	9,02,833	10,01,564	9,21,01
Liqueurs (I. D)—	Gals.	Gals.	Gals.	Gals.	Gals.					
United Kingdom	6,296	11,924	3,711	3,614	4,378	1,80,790	3,24,060	1,20,680	1,10,551	1,18,62
Gibraltar	80	1,165
Mesopotamia*	139	61	2,574	1,90
Egypt†	5	34	179	1	..	90	580	5,305	42	..
Natal	50	92	95	39	99	1,110	1,260	2,457	1,040	2,10
Victoria	458	7	5,020	498
New South Wales	5	8	7	160	280	340
<i>Australian Commonwealth (Total)</i>	<i>5</i>	<i>468</i>	<i>14</i>	<i>..</i>	<i>..</i>	<i>160</i>	<i>5,360</i>	<i>738</i>	<i>..</i>	<i>..</i>
Other British Possessions	7	26	10	43	59	250	850	291	1,248	2,05
TOTAL BRITISH EMPIRE	6,363	12,642	4,040	3,836	4,597	1,82,400	3,32,590	1,30,626	1,15,455	1,24,62
Sweden	133	617	1	28	13	4,150	14,340	60	731	304
Norway	468	270	..	24	..	12,310	5,500	..	990	..
Denmark	1,338	1,070	649	1,015	1,112	30,570	24,980	18,407	24,700	24,396
Germany	137	255	735	443	..	2,450	4,662	14,413	10,786
Netherlands	143	1,363	764	832	726	2,700	33,580	22,944	18,928	10,506
Belgium	466	203	327	49	..	12,100	7,130	11,897	87

* Included in Turkey, Asiatic prior to 1921-22.
 † Shown as a Foreign Country from 1923-24.

No. 13—continued

ARTICLES, AND COUNTRIES OF CONSIGNMENT: ALSO SHARE OF EACH PROVINCE	QUANTITY					VALUE				
	1919-20	1920-21	1921-22	1922-23	1923-24	1919-20	1920-21	1921-22	1922-23	1923-24
Liquors, including Methylated and Perfumed Spirits—continued										
<i>Spirits—continued</i>										
<i>Liqueurs (I. D.)—continued</i>	Gals.	Gals.	Gals.	Gals.	Gals.	R	R	R	R	R
France	9,796	16,771	6,967	5,683	6,498	2,04,750	3,81,470	1,92,084	1,44,308	1,07,868
Italy	2	107	103	44	51	10	2,440	3,428	1,425	2,114
Austria	14	135	4	40	..	550	3,760	165	342	12
Hungary
China (exclusive of Hong-kong and Macao)	61	161	1,220	2,492
Egypt†	20	600
United States of America—										
<i>Via Atlantic Coast</i>	117	183	78	36	344	3,050	9,480	3,703	1,578	16,218
" Pacific "	202	152	158	1,770	1,920	1,920
Other Foreign Countries	32	67	17	42	52	840	1,450	446	680	1,561
TOTAL FOREIGN COUNTRIES	12,245	21,404	9,370	8,806	9,308	2,61,130	4,94,766	2,57,441	2,20,082	1,80,368
<i>Share of Bengal</i>	9,048	14,747	4,596	4,193	6,495	2,00,370	3,63,750	1,13,662	1,03,127	1,52,623
" Bombay	6,467	9,834	3,757	3,741	2,315	1,55,840	2,18,620	1,21,306	1,04,770	55,796
" Sind	1,719	5,735	2,228	3,071	2,564	62,540	1,53,770	72,474	86,063	40,950
" Madras	673	1,297	1,077	463	720	19,630	32,270	30,251	10,148	16,053
" Burma	701	2,333	1,762	1,174	1,321	14,990	55,840	50,474	32,489	39,514
TOTAL	18,808	33,946	13,410	12,042	13,005	4,43,830	8,27,340	3,58,067	3,35,537	3,04,951
Rum (I. D.)—	Gals.	Gals.	Gals.	Gals.	Gals.					
United Kingdom	6,054	11,076	4,892	5,510	4,874	81,500	1,53,970	60,427	62,041	80,574
Straits Settlements (including Labuan)	2	4,314	2,925	3	..	40	4,670	7,101	78	13
Natal	11	5,560	1,895	170	15,900	7,280
British West India Islands	115	383	..	1,700	1,800
Victoria	968	2	7,440	60
New South Wales	2,946	3	2	1	..	22,660	60	87	18	..
Australian Commonwealth (Total)	2,946	971	4	1	..	32,660	7,500	147	18	..
Other British Possessions	5	12	11	6	16	80	250	284	251	190
TOTAL BRITISH EMPIRE	9,018	22,048	9,727	5,519	5,228	1,14,450	1,84,050	75,230	62,385	52,437
Germany	300	849	6,568	13,408	..	1,220	7,563	48,648	82,671
Netherlands	83	686	31	310	320	400	7,160	347	2,746	1,945
Belgium	91	2,000	..
France	16	462	2,768	126	260	320	7,560	8,410	1,872	3,124
Java	237,349	156,757	146,742	124,719	103,818	3,63,210	2,99,080	2,95,550	1,74,079	1,36,075
United States of America—										
<i>Via Atlantic Coast</i>	2,578	712	218	201	3	14,000	6,070	2,515	1,764	51
Cuba	110	1,159
Other Foreign Countries	2	2	60	40	40	340	8	13
TOTAL FOREIGN COUNTRIES	240,030	158,719	150,663	132,015	117,919	3,78,610	3,21,060	3,14,725	2,31,114	2,28,038
<i>Share of Bengal</i>	166,408	107,461	99,883	57,249	41,983	2,96,210	2,47,300	2,13,368	84,911	63,495
" Bombay	11,716	13,556	11,409	21,925	24,242	67,310	1,12,810	62,774	1,07,531	1,10,291
" Sind	1,911	2,112	438	796	671	27,810	39,610	7,545	8,708	7,178
" Madras	2,264	2,597	2,161	601	1,052	23,460	18,230	10,156	3,654	5,285
" Burma	66,749	54,841	46,564	57,063	55,194	31,210	55,950	56,141	38,595	55,426
TOTAL	240,048	180,767	160,395	137,534	123,142	4,93,100	4,05,100	3,89,064	2,93,499	2,80,675

† Shown as a Foreign Country from 1923-24.

No. 13—continued

ARTICLES, AND COUNTRIES OF CONSIGNMENT; ALSO SHARE OF EACH PROVINCE	QUANTITY					VALUE				
	1919-20	1920-21	1921-22	1922-23	1923-24	1919-20	1920-21	1921-22	1922-23	1923-24
Liquors, including Methylated and Perfumed Spirits—continued										
<i>Spirit—continued</i>	Gals.	Gals.	Gals.	Gals.	Gals.	R	R	R	R	R
Whisky (I. D.—)										
United Kingdom	567,167	721,911	580,673	579,479	509,142	93,18,300	6,23,16,580	1,22,48,827	1,17,93,300	95,96,298
Gibraltar	95	1,990
Aden and Dependencies	245	90	34	159	227	3,950	1,240	720	4,188	5,155
Mesopotamia*	—	—	—	14	201	392	7,217
Ceylon	35	104	129	50	42	870	1,740	3,361	1,400	1,104
Straits Settlements (including Labuan)	681	115	67	16	952	14,590	8,330	1,598	557	20,146
Egypt†	3	153	5	29	—	60	3,440	168	904	—
Natal	368	88	642	2	..	3,720	810	6,775	91	..
Canada—										
<i>Vid Atlantic Coast</i>	553	2,276	95	99	..	5,540	39,950	1,375	1,479	..
South Australia (including Northern Territory)	606	7,990
Victoria	1,953	786	595	326	..	21,500	10,710	7,850	8,182	..
New South Wales	5,833	5	12	69,890	110	548
<i>Australian Commonwealth (Total)</i>	8,452	791	607	326	..	99,380	10,840	7,998	2,182	..
Other British Possessions	19	38	89	44	1	480	910	989	850	48
TOTAL BRITISH EMPIRE	577,523	725,601	582,341	580,215	510,565	94,42,190	1,23,80,840	1,22,66,711	1,16,06,343	96,29,968
Germany	397	4,989	13,162	14,250	..	5,350	68,203	1,07,848	91,956
Netherlands	2,058	5,180	1,842	903	623	10,680	49,910	21,208	10,395	4,373
Belgium	140	1,750
France	60	402	189	22	146	2,120	8,690	4,032	480	2,899
Turkey, Asiatic
<i>Persian Gulf</i>	49	2	—	—	—	1,840	20	—	—	—
Java	2,891	976	690	159	1,060	4,920	2,110	2,552	515	1,027
Japan	1,000	1	..	2	1	10,610	80	..	79	64
Egypt†	—	—	—	—	18	—	—	—	—	552
United States of America—										
<i>Vid Atlantic Coast</i>	2,752	3,281	107	527	3	85,810	86,120	2,111	7,098	48
<i> Pacific</i>	1,801	..	49	28,250	..	1,027
Other Foreign Countries	11	6	6	2	7	300	170	152	45	183
TOTAL FOREIGN COUNTRIES	10,628	10,245	7,872	14,777	10,248	1,03,040	98,400	99,280	1,26,476	1,03,462
<i>Share of Bengal</i>	191,022	231,375	198,195	203,293	184,930	26,21,400	39,00,540	38,61,546	38,91,886	33,75,559
<i> Bombay</i>	233,902	261,606	173,628	167,779	133,488	37,74,070	38,41,390	36,61,280	32,76,046	23,92,760
<i> Sind</i>	74,845	117,717	98,918	116,337	99,618	16,06,780	24,66,440	22,64,714	26,38,886	19,84,260
<i> Madras</i>	44,045	56,853	48,903	49,003	42,547	7,34,290	9,85,250	10,19,897	9,62,166	7,59,417
<i> Burmah</i>	44,337	78,355	72,669	68,683	66,230	6,09,060	12,96,590	15,69,074	11,64,817	12,22,424
TOTAL	588,151	735,906	600,213	594,995	526,813	95,45,230	1,24,79,240	1,23,65,991	1,19,32,819	97,33,420
Spirit, present in drugs, medicines, or chemicals (III. C)—										
<i>Spirit—continued</i>	Gals.	Gals.	Gals.	Gals.	Gals.					
United Kingdom	92,407	132,931	48,520	46,244	49,863	20,40,280	27,73,530	13,56,138	13,41,717	13,95,977
Ceylon	78	19	13	96	36	2,880	1,170	430	791	1,167
Straits Settlements (including Labuan)	54	37	55	67	154	2,890	1,970	3,299	3,055	4,302
Hongkong	187	158	166	699	388	20,920	14,800	14,630	35,397	36,080
Kenya Colony	26	..	82	1,510	..	5,872
Canada—										
<i>Vid Pacific Coast</i>	3	143	60	4,740
South Australia (including Northern Territory)	22	880
Victoria	1	10	30	480	..	16	..
New South Wales	16	1,050
<i>Australian Commonwealth (Total)</i>	1	48	30	1,660	..	16	..
Fiji Islands	8	1,155
Other British Possessions	9	6	40	19	5	230	160	566	639	196
TOTAL BRITISH EMPIRE	92,765	133,342	48,884	47,125	50,446	20,68,800	27,97,450	13,82,140	13,81,615	14,37,732

* Included in Turkey, Asiatic prior to 1921-22.
 † Shown as a Foreign Country from 1923-24.

No. 13—continued

ARTICLES, AND COUNTRIES OF CONSIGNMENT; ALSO SHARE OF EACH PROVINCE	QUANTITY					VALUE				
	1919-20	1920-21	1921-22	1922-23	1923-24	1919-20	1920-21	1921-22	1922-23	1923-24
Liquors, including Methylated and Perfumed Spirits—continued						R	R	R	R	R
Spirit, present in drugs, medicines, or chemicals (III. O)—continued	Gals.	Gals.	Gals.	Gals.	Gals.					
Germany	878	1,801	8,119	2,978	..	14,620	48,448	70,554	62,465
Netherlands	9	21	160	675	229	170	450	4,824	13,188	5,384
Belgium	229	725	150	218	..	5,810	35,100	4,199	4,376
France	2,422	3,117	4,362	2,598	6,932	82,960	1,02,940	1,64,390	61,124	1,71,059
Spain	287	6,240	10
Portugal	92	60	1,400	750	..
Switzerland	8	90	1	60	5,040	..	67	59
Italy	28	388	633	1,298	727	270	6,090	11,787	24,493	11,475
Austria	244	354	512	260	..	4,520	6,155	10,080	6,506
Hungary
China (exclusive of Hongkong and Macao)	..	6	6	4	25	..	60	600	208	1,400
Japan	281	196	42	47	118	3,470	4,540	745	1,394	1,924
Madagascar	46	3,000
United States of America—										
<i>Via Atlantic Coast</i>	33,473	29,037	18,751	22,420	31,018	8,24,440	9,53,890	8,77,597	8,35,519	9,26,930
<i>" Pacific "</i>	1,780	88	25	1	6	20,440	2,300	855	15	430
Other Foreign Countries	3	4	1	1	..	140	280	60	35	..
TOTAL FOREIGN COUNTRIES	38,231	34,844	20,942	31,197	43,107	9,54,190	11,03,050	11,46,957	10,42,621	11,91,908
<i>Share of Bengal</i>	69,597	79,987	32,296	29,306	36,361	12,80,170	18,77,780	11,57,326	10,62,286	11,63,272
<i>Bombay</i>	45,078	52,039	25,931	27,508	34,018	11,61,250	11,08,760	9,66,866	7,89,907	9,46,748
<i>Sind</i>	7,646	9,230	2,651	3,973	2,926	1,80,370	2,61,430	94,916	1,04,590	73,647
<i>Madras</i>	12,362	16,760	4,724	5,662	13,083	2,30,140	3,55,930	1,35,937	1,98,778	2,05,868
<i>Burma</i>	6,313	9,881	4,226	7,976	7,165	1,71,660	2,98,590	1,74,052	2,68,884	2,50,105
TOTAL	130,996	167,686	70,826	78,822	98,553	30,22,700	39,00,480	25,29,097	24,24,286	26,29,640(a)
Spirit, perfumed (III. V)—										
United Kingdom	Gals.	Gals.	Gals.	Gals.	Gals.					
Mesopotamia*	—	—	2	36	..	—	—	195	6,980	..
Ceylon	45	80	25	21	20	2,750	5,180	4,376	3,247	2,862
Straits Settlements (including Labuan)	101	117	39	32	50	7,210	6,700	4,794	3,541	6,016
Hongkong	85	45	56	21	24	880	1,050	1,729	1,067	756
Natal	7	31	273	847	1,888	17,942
Zanzibar and Pemba	8	16	..	2,200	..	25	2,355	..
Mauritius and Dependencies	24	1	80	1,016	161	15
South Australia (including Northern Territory)	..	70	2,450
Victoria	15	44	..	1,920	27	29	2,188
New South Wales	31	1,360	..	24	..	5
Australian Commonwealth (Total)	31	85	44	1,360	4,370	51	29	2,193
Other British Possessions	5	15	..	3	32	650	870	..	328	476
TOTAL BRITISH EMPIRE	14,738	22,956	4,122	13,218	6,371	9,59,800	17,26,870	4,79,985	7,14,764	6,34,177
Germany	992	1,727	8,651	3,904	..	67,590	79,177	1,77,950	1,63,181
Netherlands	16	240	48	201	44	590	18,680	5,774	13,437	2,116
Belgium†	32	1,027	784	91	127	1,860	66,380	79,531	8,859	7,792
France‡	2,562	9,338	2,951	2,429	3,170	1,41,201	5,28,160	2,80,257	1,51,951	2,03,137
Italy §	8	4	1	..	56	1,280	440	26	..	1,340
Austria	4	2	5	63	100	696	2,236
Hungary	230
Japan	67	124	21	49	80	6,300	15,700	4,758	5,602	4,920
United States of America—										
<i>Via Atlantic Coast</i>	1,621	1,259	80	90	746	1,62,960	2,25,310	19,698	21,580	84,158
<i>" Pacific "</i>	2	390	0	..	100	..
Other Foreign Countries	5	10	46	17	15	410	700	1,027	564	959
TOTAL FOREIGN COUNTRIES	4,253	12,999	5,008	6,538	8,257	3,14,900	9,23,810	4,79,323	3,80,789	4,69,839
<i>Share of Bengal</i>	6,440	11,923	2,172	2,854	3,777	4,62,590	6,35,460	2,28,789	1,96,807	2,61,741
<i>Bombay</i>	3,131	18,876	4,470	13,607	7,289	4,57,310	12,71,000	4,00,696	4,85,178	4,57,358
<i>Sind</i>	1,417	2,823	295	624	620	1,15,610	2,30,850	31,732	47,099	54,603
<i>Madras</i>	1,270	1,553	653	517	907	71,540	1,27,240	59,852	37,385	55,478
<i>Burma</i>	1,733	3,650	1,598	2,152	2,044	1,47,910	4,25,570	2,29,289	3,30,036	2,37,941
TOTAL	18,691	35,954	9,188	19,754	14,628	12,51,710	26,59,180	6,50,218	10,95,508	11,94,016

* Included in Turkey, Asiatic prior to 1921-22.
(a) Duty was collected on Rs. 26,28,715 in 1923-24.

GENERAL IMPORTS

(246)

No. 13—continued

ARTICLES, AND COUNTRIES OF CONSIGNMENT; ALSO SHARE OF EACH PROVINCE	QUANTITY					VALUE				
	1919-20	1920-21	1921-22	1922-23	1923-24	1919-20	1920-21	1921-22	1922-23	1923-24
Liquors, including Methylated and Perfumed Spirits—continued										
<i>Spirit—continued</i>										
Spirit, methylated (H. E)—	Gals.	Gals.	Gals.	Gals.	Gals.	R	R	R	R	R
United Kingdom	276	13,311	98	200	151	5,300	34,040	1,217	11,553	1,056
Straits Settlements (including Labuan)	1	2	..	1,917	6	..	10	..	8,849	27
Hongkong	2,538	24,724	..
Other British Possessions	2	1	..	30	..	10	3	9	51
TOTAL BRITISH EMPIRE	276	13,315	99	5,655	187	5,300	34,060	1,220	43,135	1,134
Austria	21,011	27,366
Hungary
Java	217,823	98,848	196,800	381,188	340,872	3,81,430	2,99,940	4,60,752	5,91,779	4,65,666
China (exclusive of Hongkong and Macao)	836	5,050	..
United States of America—Vid Atlantic Coast	7,052	3,600	18,238	13,741
Other Foreign Countries	8	123	88	169	1,734	182
TOTAL FOREIGN COUNTRIES	217,823	98,848	196,808	389,054	366,171	3,81,430	2,99,940	4,60,921	6,17,401	5,06,955
<i>Share of Bengal</i>	<i>153,517</i>	<i>50,895</i>	<i>116,701</i>	<i>213,778</i>	<i>199,781</i>	<i>2,50,160</i>	<i>1,26,460</i>	<i>2,77,453</i>	<i>3,37,076</i>	<i>2,95,710</i>
<i> Bombay</i>	<i>64,255</i>	<i>61,194</i>	<i>80,155</i>	<i>100,153</i>	<i>165,538</i>	<i>1,36,400</i>	<i>2,07,000</i>	<i>1,84,008</i>	<i>2,48,587</i>	<i>2,12,280</i>
<i> Sind</i>	<i>1</i>	<i>3</i>	<i>1</i>	<i>15,288</i>	<i>2</i>	<i>..</i>	<i>30</i>	<i>20</i>	<i>25,820</i>	<i>20</i>
<i> Madras</i>	<i>14</i>	<i>30</i>	<i>27</i>	<i>24</i>	<i>..</i>	<i>160</i>	<i>280</i>	<i>421</i>	<i>128</i>	<i>1</i>
<i> Burma</i>	<i>1</i>	<i>42</i>	<i>23</i>	<i>6,466</i>	<i>37</i>	<i>10</i>	<i>230</i>	<i>226</i>	<i>49,625</i>	<i>78</i>
TOTAL	218,098	112,163	196,907	395,709	366,358	3,86,730	3,34,000	4,62,141	6,00,536	5,08,089
Other sorts (I. D)—	Gals.	Gals.	Gals.	Gals.	Gals.					
United Kingdom	22,059	25,541	8,873	10,528	16,347	8,35,660	10,76,200	5,30,021	5,92,629	8,43,611
Mesopotamia*	—	—	26	225	580	—	—	1,375	11,729	20,087
Ceylon	30,777	27,918	25,072	18,584	13,218	1,03,380	79,800	77,732	51,392	31,998
Straits Settlements (including Labuan)	3,296	4,033	5,049	2,244	1,778	30,200	37,260	36,905	16,938	12,927
Hongkong	19,311	23,259	14,269	12,034	10,140	1,16,050	1,43,290	84,001	77,016	62,776
South Australia (including Northern Territory)	4	..	9	20	..	885
Victoria	58	17	3,000	450	15
New South Wales Australian Commonwealth (Total)	14	29	2	640	2,290	..	3	117
Other British Possessions	124	163	..	2	3	1,320	400	6	63	308
TOTAL BRITISH EMPIRE	75,663	80,965	53,298	43,617	42,068	10,90,270	13,39,710	7,30,940	7,49,770	9,71,824
Germany	27	356	587	6,496	..	970	14,962	9,780	43,639
Netherlands	132	273	741	129	2,095	4,530	11,660	22,615	4,925	46,170
Belgium	108	7	1	35	..	2,360	288	31	1,114
France	126	506	114	374	412	3,080	12,950	6,917	12,654	10,376
Switzerland	8	26	..	220	1,100
Italy	22	66	12	71	38	490	2,240	450	1,234	1,229
Java	56,687	306,371	76,029	17,019	33,646	72,470	4,32,520	1,59,556	25,614	37,805
China (exclusive of Hongkong and Macao)	5,512	9,210	11,026	12,040	9,526	45,350	67,390	77,191	82,900	68,584
United States of America—Vid Atlantic Coast	10,181	408	215	486	360	55,000	17,110	9,929	19,581	12,422
<i> Panama</i>	<i>248</i>	<i>30</i>	<i>6</i>	<i>..</i>	<i>1</i>	<i>4,220</i>	<i>2,200</i>	<i>554</i>	<i>..</i>	<i>32</i>
Other Foreign Countries	42	37	3	14	5	790	1,110	676	209	104
TOTAL FOREIGN COUNTRIES	72,850	317,044	88,509	30,721	52,550	1,85,930	6,00,730	2,93,038	1,56,928	2,22,375
<i>Share of Bengal</i>	<i>3,233</i>	<i>3,543</i>	<i>2,807</i>	<i>2,563</i>	<i>3,008</i>	<i>1,05,850</i>	<i>1,30,460</i>	<i>1,03,231</i>	<i>1,01,667</i>	<i>1,49,741</i>
<i> Bombay</i>	<i>66,942</i>	<i>316,929</i>	<i>61,603</i>	<i>15,935</i>	<i>9,001</i>	<i>5,39,920</i>	<i>9,57,060</i>	<i>3,62,664</i>	<i>2,51,354</i>	<i>3,24,469</i>
<i> Sind</i>	<i>4,514</i>	<i>7,595</i>	<i>1,494</i>	<i>2,571</i>	<i>29,300</i>	<i>1,79,410</i>	<i>3,36,060</i>	<i>98,497</i>	<i>1,31,381</i>	<i>2,49,565</i>
<i> Madras</i>	<i>42,511</i>	<i>31,712</i>	<i>37,923</i>	<i>25,392</i>	<i>28,624</i>	<i>1,96,930</i>	<i>1,82,390</i>	<i>1,71,781</i>	<i>1,30,332</i>	<i>1,53,863</i>
<i> Burma</i>	<i>29,313</i>	<i>35,225</i>	<i>31,275</i>	<i>27,462</i>	<i>24,685</i>	<i>2,54,090</i>	<i>3,32,450</i>	<i>2,89,805</i>	<i>2,92,064</i>	<i>3,17,061</i>
TOTAL	148,513	398,009	141,807	74,338	94,618	12,76,200	19,40,410	10,23,978	9,06,693	11,94,699

* Included in Turkey, Asiatic prior to 1921-22.

No. 13—continued

ARTICLES AND COUNTRIES OF CONSIGNMENT; ALSO SHARE OF EACH PROVINCE	QUANTITY					VALUE				
	1919-20	1920-21	1921-22	1922-23	1923-24	1919-20	1920-21	1921-22	1922-23	1923-24
						R	R	R	R	R
Liquors, including Methylated and Perfumed Spirits—continued										
Spirit—continued										
Total Spirit—	Gals.	Gals.	Gals.	Gals.	Gals.					
United Kingdom	700,800	1,074,993	711,697	738,248	679,761	1,47,63,420	2,06,25,630	1,60,31,301	1,56,36,522	1,67,08,620
Gibraltar	102	229	161	2,880	8,630	6,251
Malta and Gozo	22	..	361	510	..	6,561	..
Aden and Dependencies	861	129	59	210	269	3,900	2,040	1,400	5,995	7,284
Mesopotamia*	—	—	58	435	853	—	—	2,147	22,164	29,791
Ceylon	31,218	28,493	25,586	18,819	18,529	1,13,750	99,470	92,459	56,758	40,243
Straits Settlements (including Labuan)	5,028	9,081	8,707	4,774	4,303	67,000	69,200	60,629	36,084	47,634
Hongkong	19,552	23,462	14,588	16,341	10,553	1,37,860	1,58,940	1,01,125	1,89,198	99,670
Egypt	176	535	332	819	—	2,850	9,870	7,711	6,121	—
Natal	1,727	6,570	4,076	94	373	17,650	25,190	88,992	3,648	20,084
Transvaal	90	1,190
Zanzibar and Pemba	53	16	..	3,100	..	25	3,356	..
Kenya Colony	22	10	82	2	84	2,670	180	5,872	66	488
Mauritius and Dependencies	19	..	24	1	..	470	30	1,016	161	15
Canada—										
Via Atlantic Coast	556	2,276	95	99	..	5,900	39,950	1,375	1,479	..
" Pacific "	143	4,140
British West India Islands	4	116	383	120	1,709	1,860
South Australia (including Northern Territory)	674	92	9	..	10	8,100	2,930	885	..	150
Victoria	2,041	2,494	651	380	47	24,620	27,970	9,280	3,320	2,253
New South Wales	9,655	78	27	1	3	1,21,030	4,180	1,062	21	154
Australian Commonwealth (Total)	12,370	2,664	687	381	60	1,63,760	34,930	11,127	3,341	2,567
Fiji Islands	88	1,526
Other British Possessions	70	14	32	2	8	719	480	508	227	65
TOTAL BRITISH EMPIRE	861,478	1,149,426	766,162	780,052	710,076	1,52,78,530	2,10,82,230	1,63,58,568	1,61,30,756	1,40,18,317
Sweden	133	693	2	26	18	4,170	16,090	190	731	305
Norway	478	390	87	30	..	12,460	6,300	1,183	1,109	..
Denmark	1,405	1,244	992	1,131	1,219	32,020	27,840	28,327	27,008	26,856
Germany	4,139	20,130	69,917	92,899	..	1,11,760	3,36,163	7,99,592	6,07,988
Netherlands	13,381	40,444	18,815	12,268	13,533	1,77,180	4,78,630	2,41,362	1,65,519	1,60,291
Belgium	92	2,438	1,855	1,045	955	2,630	94,199	1,24,400	34,082	33,750
France	188,102	437,996	211,349	218,110	291,788	38,31,550	80,84,450	48,20,750	38,26,094	40,51,380
Spain	449	1,635	175	5	6	8,120	18,239	3,233	134	200
Portugal	59	152	235	242	..	1,150	2,577	3,591	7,339
Switzerland	3	114	1	1	27	60	5,740	43	92	1,163
Italy	57	583	758	1,451	872	2,190	11,470	16,124	27,484	16,171
Austria	360	561	21,937	6,420	11,199	36,296
Hungary	14	385	550	8,550
Turkey, Asiatic
Persian Gulf	66	19	1,870	360
Java	524,426	572,513	437,972	535,528	486,316	8,42,530	11,11,310	9,74,181	6,16,747	6,58,575
China (exclusive of Hongkong and Macao)	5,512	9,406	11,780	12,887	9,559	45,360	71,750	88,001	69,073	70,411
Japan	1,329	344	69	116	162	21,019	21,200	6,244	7,397	6,829
Egypt†	100	2,371
Madagascar	46	3,000
United States of America—										
Via Atlantic Coast	50,722	34,895	19,455	31,714	36,677	10,96,450	12,47,650	9,15,566	9,06,399	10,52,613
" Pacific "	4,037	377	980	1	7	71,150	8,240	15,936	115	462
Cuba	197	1,334
Other Foreign Countries	74	22	27	8	33	2,060	710	612	227	927
TOTAL FOREIGN COUNTRIES	790,280	1,107,342	725,769	835,081	956,531	61,11,410	1,13,28,620	76,81,209	67,07,581	69,20,767

* Included in Turkey, Asiatic prior to 1921-22.
† Shown as a Foreign Country from 1923-24.

ARTICLES, AND COUNTRIES OF CONSIGNMENT; ALSO SHARE OF EACH PROVINCE	QUANTITY					VALUE				
	1919-20	1920-21	1921-22	1922-23	1923-24	1919-20	1920-21	1921-22	1922-23	1923-24
Liquors, including Methylated and Perfumed Spirits—continued										
<i>Spirit—continued</i>										
Spirit, methylated (III. E)—	Gals.	Gals.	Gals.	Gals.	Gals.	R	R	R	R	R
United Kingdom	274	18,811	98	200	151	5,300	34,040	1,217	11,558	1,056
Straits Settlements (including Labuan)	1	2	..	1,917	6	..	10	..	8,849	27
Hongkong	2,538	24,724	..
Other British Possessions	..	2	1	..	30	..	10	3	0	51
TOTAL BRITISH EMPIRE	275	18,815	99	5,655	187	5,300	34,060	1,220	48,135	1,134
Austria	21,611	27,366
Hungary
Java	217,823	98,848	196,800	281,138	340,872	3,81,430	2,99,940	4,60,752	5,91,779	4,65,666
China (exclusive of Hongkong and Macao)	886	5,650	..
United States of America— <i>Via Atlantic Coast</i>	7,952	3,600	18,288	13,741
Other Foreign Countries	8	128	88	169	1,734	182
TOTAL FOREIGN COUNTRIES	217,823	98,848	196,808	290,054	366,171	3,81,430	2,99,940	4,60,921	6,17,401	5,06,955
<i>Share of Bengal</i>	<i>153,517</i>	<i>50,896</i>	<i>116,701</i>	<i>213,778</i>	<i>199,731</i>	<i>2,50,160</i>	<i>1,26,460</i>	<i>3,77,468</i>	<i>3,37,076</i>	<i>2,95,710</i>
.. <i>Bombay</i>	<i>64,266</i>	<i>61,194</i>	<i>20,155</i>	<i>100,153</i>	<i>166,538</i>	<i>1,36,400</i>	<i>2,07,000</i>	<i>1,84,006</i>	<i>2,43,587</i>	<i>2,12,280</i>
.. <i>Sind</i>	<i>1</i>	<i>2</i>	<i>1</i>	<i>15,288</i>	<i>2</i>	..	<i>30</i>	<i>20</i>	<i>26,220</i>	<i>20</i>
.. <i>Madras</i>	<i>14</i>	<i>30</i>	<i>27</i>	<i>24</i>	..	<i>160</i>	<i>280</i>	<i>421</i>	<i>128</i>	<i>1</i>
.. <i>Burma</i>	<i>1</i>	<i>42</i>	<i>23</i>	<i>6,466</i>	<i>37</i>	<i>10</i>	<i>230</i>	<i>226</i>	<i>49,525</i>	<i>78</i>
TOTAL	218,028	112,103	196,907	295,709	366,358	3,86,730	3,34,000	4,62,141	6,60,536	5,08,089
Other sorts (I. D)—	Gals.	Gals.	Gals.	Gals.	Gals.					
United Kingdom	22,059	25,541	8,878	10,428	16,347	8,25,660	10,76,200	5,30,021	5,92,620	8,43,611
Mesopotamia*	26	225	580	1,375	11,729	20,087
Ceylon	30,777	27,918	25,072	18,584	13,218	1,03,380	79,800	77,732	51,392	31,998
Straits Settlements (including Labuan)	3,296	4,033	5,049	2,244	1,778	30,200	37,280	36,905	16,938	12,927
Hongkong	19,311	23,259	14,269	12,034	10,140	1,16,050	1,43,290	84,001	77,016	62,776
South Australia (including Northern Territory)	4	..	9
Victoria	58	17	29	..	886
New South Wales	3,000	450	15
Australian Commonwealth (Total)	76	29	2	640	2,200	..	3	117
Other British Possessions	124	168	..	2	3	3,660	2,740	900	3	117
TOTAL BRITISH EMPIRE	75,663	80,965	53,298	43,617	42,068	10,90,270	12,39,710	7,30,940	7,49,770	9,71,824
Germany	..	27	356	587	6,496	..	970	14,862	9,780	43,639
Netherlands	132	273	741	129	2,005	4,580	11,660	22,615	4,925	46,170
Belgium	..	103	7	1	35	..	2,360	228	31	1,114
France	126	506	114	374	412	3,080	12,950	6,917	12,654	10,376
Switzerland	..	8	26	..	220	1,100
Italy	22	66	12	71	38
Java	56,587	306,871	74,029	17,019	33,646	72,470	4,82,520	1,59,556	25,614	37,805
China (exclusive of Hongkong and Macao)	5,512	9,210	11,028	12,040	9,526	45,360	67,890	77,191	82,900	68,684
United States of America— <i>Via Atlantic Coast</i>	10,181	408	215	486	360	55,000	17,110	9,929	19,581	12,422
.. <i>Pacific</i>	248	30	6	..	1	4,220	2,200	554	..	32
Other Foreign Countries	42	37	3	14	5	790	1,110	676	209	104
TOTAL FOREIGN COUNTRIES	72,850	317,044	88,509	80,721	52,550	1,85,930	6,00,730	2,93,038	1,56,928	2,22,875
<i>Share of Bengal</i>	<i>3,233</i>	<i>3,548</i>	<i>2,607</i>	<i>2,688</i>	<i>3,008</i>	<i>1,05,850</i>	<i>1,30,460</i>	<i>1,03,231</i>	<i>1,01,667</i>	<i>1,49,741</i>
.. <i>Bombay</i>	<i>68,942</i>	<i>316,929</i>	<i>61,603</i>	<i>16,985</i>	<i>2,001</i>	<i>5,39,920</i>	<i>2,57,060</i>	<i>3,62,664</i>	<i>2,61,354</i>	<i>3,24,469</i>
.. <i>Sind</i>	<i>4,514</i>	<i>7,595</i>	<i>1,494</i>	<i>2,671</i>	<i>29,300</i>	<i>1,79,410</i>	<i>3,38,060</i>	<i>96,497</i>	<i>1,31,381</i>	<i>2,49,565</i>
.. <i>Madras</i>	<i>42,511</i>	<i>31,722</i>	<i>37,928</i>	<i>25,392</i>	<i>28,624</i>	<i>1,96,930</i>	<i>1,82,390</i>	<i>1,71,781</i>	<i>1,30,332</i>	<i>1,53,863</i>
.. <i>Burma</i>	<i>29,323</i>	<i>38,225</i>	<i>31,275</i>	<i>27,602</i>	<i>24,555</i>	<i>2,54,090</i>	<i>3,32,450</i>	<i>2,89,805</i>	<i>2,92,064</i>	<i>3,17,061</i>
TOTAL	148,513	298,009	141,807	74,333	94,618	12,76,200	19,40,440	10,23,978	9,06,698	11,94,699

* Included in Turkey, Asiatic prior to 1921-22

No. 13—continued

ARTICLES, AND COUNTRIES OF CONSIGNMENT; ALSO SHARE OF EACH PROVINCE	QUANTITY					VALUE				
	1919-20	1920-21	1921-22	1922-23	1923-24	1919-20	1920-21	1921-22	1922-23	1923-24
Liquors, including Methylated and Perfumed Spirits—continued						R	R	R	R	R
Wines—continued										
Port (I. D)—	Gals.	Gals.	Gals.	Gals.	Gals.					
United Kingdom	87,632	98,506	31,559	36,463	29,555	11,21,100	14,67,510	5,64,748	6,15,631	4,27,216
Gibraltar	2,108	2,198	1,265	661	736	24,580	30,960	31,111	10,481	11,440
Mesopotamia*	—	—	..	55	4	—	—	11	1,200	144
Straits Settlements (including Labuan)	18	46	3	4	7	250	1,150	77	70	194
Egypt†	50	81	8	33	—	870	1,580	251	740	—
Cape of Good Hope	878	357	1,140	1,360
Natal	2,934	990	251	9	4	14,050	5,900	2,260	135	48
Zanzibar and Pemba	48	1,104
Kenya Colony	119	1,500	..
South Australia (including Northern Territory)	432	1,058	2,220	9,320
Victoria	647	213	3	3,510	2,760	21	..	4
New South Wales	321	288	2	3	..	3,310	2,750	80	68	..
Australian Commonwealth (Total)	1,400	1,559	5	3	..	9,040	14,530	101	68	4
Other British Possessions	13	83	36	21	18	190	1,330	507	532	363
TOTAL BRITISH EMPIRE	94,444	103,754	33,175	37,368	30,324	11,71,310	15,24,660	5,90,170	6,30,357	4,39,400
Germany	1,046	498	94	181	..	18,100	7,692	1,374	1,882
Netherlands	216	631	62	264	63	1,980	7,020	1,238	1,421	715
Belgium	100	1,250	..
France	1,700	2,058	1,276	460	1,116	16,550	19,130	11,306	5,742	13,379
Spain	5,953	2,496	1,198	440	876	41,750	24,970	17,931	6,040	5,457
Portugal	2,177	4,860	2,526	2,270	6,810	27,510	66,900	37,167	29,708	72,637
Italy	108	94	..	1,610	1,108	..
Egypt†	9	171
United States of America—										
Via Atlantic Coast	212	378	..	2	2	1,850	1,600	..	25	25
" Pacific "	1,806	205	7,720	1,040
Other Foreign Countries	244	47	6	3	42	1,250	670	110	55	619
TOTAL FOREIGN COUNTRIES	12416	11,740	5,561	3,727	9,089	98,730	1,37,410	75,529	46,719	94,885
Share of Bengal	34,981	35,816	9,046	14,539	13,310	4,06,400	5,74,670	1,73,326	2,53,273	1,89,276
" Bombay	41,906	44,638	16,372	14,098	13,359	4,87,730	5,71,000	2,45,830	2,76,010	1,81,064
" Sind	12,452	15,266	4,645	5,923	4,986	3,08,580	2,63,900	87,314	1,09,069	77,189
" Madras	9,834	12,455	6,059	3,911	4,151	65,660	1,46,900	82,483	45,125	35,373
" Burma*	7,637	7,280	3,614	2,564	3,068	81,680	1,16,230	76,246	53,399	51,403
TOTAL	106,860	115,494	33,786	41,035	39,413	12,70,040	16,62,100	6,65,699	6,77,076	5,34,294
Still red wines, other than port (I. D)—	Gals.	Gals.	Gals.	Gals.	Gals.					
United Kingdom	13,782	29,666	22,612	17,449	14,814	1,70,360	3,49,350	3,01,650	2,68,306	1,52,600
Gibraltar	468	221	156	160	..	5,330	3,450	2,610	2,600	..
Ceylon	41	269	36	21	112	750	6,060	693	470	956
Straits Settlements (including Labuan)	458	95	28	20	12	2,810	750	663	300	201
Hongkong	1,037	123	..	23	..	4,850	600	..	248	..
Egypt†	184	52	545	1,084	..	650	580	3,515	13,269	..
Cape of Good Hope	281	2	4	2,250	20	124
Natal	2,667	1,246	409	..	5	15,490	7,580	3,211	..	70
South Australia (including Northern Territory)	4,808	5,673	707	933	1,980	16,840	27,950	6,009	5,220	9,919
Victoria	335	584	186	86	1	2,040	3,990	1,337	1,196	37
New South Wales	602	319	20	3	..	4,960	2,000	494	56	..
Australian Commonwealth (Total)	6,335	6,576	913	1,022	1,981	24,440	31,570	6,840	5,478	9,936
Other British Possessions	11	9	3	12	38	150	220	47	209	916
TOTAL BRITISH EMPIRE	24,179	38,247	24,706	19,791	16,862	2,27,080	4,08,190	3,19,353	2,29,880	1,64,679

* Included in Turkey, Asiatic prior to 1921-22.
† Shown as a Foreign Country from 1923-24.

No. 13—continued

ARTICLES, AND COUNTRIES OF CONSIGNMENT; ALSO SHARE OF EACH PROVINCE	QUANTITY					VALUE				
	1919-20	1920-21	1921-22	1922-23	1923-24	1919-20	1920-21	1921-22	1922-23	1923-24
Liquors, including Methylated and Perfumed Spirits—continued										
Wines—continued										
Still red wine, other than port (L. D)—continued	Gals.	Gals.	Gals.	Gals.	Gals.	R	R	R	R	R
Germany	1,690	2,110	2,090	4,426	..	16,920	21,330	19,301	23,518
Netherlands	301	542	697	940	..	3,290	4,691	5,593	8,245
Belgium	28	35	224	284	..	250	507	6,486	4,457
France	18,011	21,949	10,908	14,514	14,832	2,25,630	2,72,630	1,45,278	1,52,958	1,41,206
Spain	1,567	6,377	6,596	5,210	7,908	7,330	35,040	37,643	22,150	31,577
Portugal	238	2,454	1,410	1,866	1,490	2,420	12,360	10,552	7,237	9,659
Italy	768	1,534	562	668	1,639	10,210	14,310	5,912	5,766	15,395
Perala	36	220	11	240	2,270	182
Japan	106	41	252	10	71	410	420	2,004	122	728
Egypt†	—	—	—	—	111	—	—	—	—	1,076
United States of America—										
Via Atlantic Coast	680	1,670
" Pacific "	2,313	1,021	6,750	7,170
Other Foreign Countries	80	123	81	174	45	800	1,170	986	1,059	648
TOTAL FOREIGN COUNTRIES	23,732	35,744	23,490	25,353	31,752	2,55,540	3,06,760	2,39,903	2,20,679	2,36,781
Share of Bengal	16,658	20,957	7,495	8,351	10,789	1,42,300	2,05,370	82,442	71,872	76,410
" Bombay	15,636	26,769	21,322	17,359	18,976	2,00,570	2,87,800	2,61,107	1,74,823	1,89,685
" Sind	4,260	6,826	4,231	3,496	2,843	58,490	1,10,320	64,164	44,200	27,857
" Madras	6,189	2,695	4,923	6,795	5,202	39,450	76,120	52,231	47,618	43,828
" Burma	5,268	10,753	10,208	9,143	7,904	41,780	89,330	99,322	1,12,246	63,630
TOTAL	47,911	78,991	48,196	45,144	48,714	4,82,620	7,00,950	5,59,256	4,50,559	4,01,460
Sherry, Madeira, and Marsala (L. D)—	Gals.	Gals.	Gals.	Gals.	Gals.					
United Kingdom	19,570	21,582	16,799	17,667	15,130	2,58,020	4,69,050	2,84,360	2,39,904	2,39,552
Gibraltar	2,960	3,442	4,295	1,378	2,030	60,060	49,850	80,780	22,819	29,461
Mesopotamia*	—	—	1	61	16	—	—	18	1,744	504
Ceylon	2	48	420	10	39	49	780	4,459	277	1,129
Egypt	2	186	4	2	—	40	2,070	75	50	—
Natal	649	251	4	..	4	5,540	800	50	..	30
South Australia (including Northern Territory)	435	220	416	273	400	2,070	2,240	3,453	2,087	2,573
Victoria	151	1,630
New South Wales	151	108	1,890	1,210
Australian Commonwealth (total)	688	479	416	273	400	3,960	4,020	3,453	2,087	2,573
Other British Possessions	14	109	39	60	71	240	1,680	453	742	1,169
TOTAL BRITISH EMPIRE	24,792	36,097	21,908	19,472	17,690	3,22,900	5,49,740	3,73,646	3,17,623	2,74,418
Germany	290	120	391	554	..	2,100	1,343	2,617	3,684
Netherlands	43	..	177	41	87	460	..	5,010	592	1,401
Belgium	97	174	97	63	..	1,220	2,665	1,216	612
France	401	221	1,592	430	1,251	3,420	3,100	12,426	8,201	11,217
Spain	2,499	1,463	692	595	1,021	21,750	13,780	8,123	7,803	12,771
Portugal	60	97	73	20	40	860	1,570	428	150	624
Madra	183	2,800
Italy	480	995	427	130	453	3,440	9,540	5,318	1,404	5,041
United States of America—										
Via Pacific Coast	648	2,920
Other Foreign Countries	34	21	2	2	41	340	370	55	62	611
TOTAL FOREIGN COUNTRIES	4,115	2,367	2,258	1,706	3,510	33,160	35,520	35,486	19,845	35,95
Share of Bengal	2,399	10,231	6,166	6,146	6,420	83,110	1,45,350	83,216	86,754	74,05
" Bombay	11,913	17,037	10,646	8,372	8,897	1,65,510	2,50,060	1,81,127	1,38,936	1,42,110
" Sind	5,862	6,900	4,821	4,316	3,006	73,220	1,24,400	78,422	77,216	60,55
" Madras	2,254	3,100	2,879	1,780	2,212	27,350	41,270	32,224	22,979	25,34
" Burma	679	2,145	1,705	564	666	2,890	24,240	26,833	10,925	8,30
TOTAL	28,907	39,464	25,166	21,178	21,200	3,56,080	5,85,260	4,09,082	3,37,468	3,10,36

* Included in Turkey, Asiatic prior to 1921-22.
† Shown as a Foreign Country from 1923-24.

No. 13—continued

ARTICLES, AND COUNTRIES OF CONSIGNMENT; ALSO SHARE OF EACH PROVINCE	QUANTITY					VALUE				
	1919-20	1920-21	1921-22	1922-23	1923-24	1919-20	1920-21	1921-22	1922-23	1923-24
Liquors, including Methylated and Perfumed Spirits—continued										
Wines—continued										
Still white wines, other than Sherry, Madeira, and Marsala (L. D)—	Gals.	Gals.	Gals.	Gals.	Gals.	£	£	£	£	£
United Kingdom	2,517	4,261	3,662	649	1,124	26,380	72,410	74,367	10,582	16,009
Gibraltar	125	264	398	2	..	1,590	4,150	6,847	44	..
Mesopotamia†	—	—	4	..	53	—	—	140	..	1,092
Ceylon	8	148	59	9	48	60	1,940	368	124	205
Egypt*	71	4	765	914	..	1,010	40	7,285	4,470	..
Cape of Good Hope	1,219	1	6,520	20
Natal	713	422	145	3	22	7,720	4,870	4,015	20	440
South Australia (including Northern Territory)	8	114	130	330	65	110	770	1,310	1,739	345
Victoria	7	159	2	70	1,300	108	..	4
New South Wales	188	120	4	..	4	910	1,110	76	..	65
Australian Commonwealth (Total)	263	423	137	330	69	1,090	3,150	1,494	1,739	424
Other British Possessions	14	216	8	8	19	110	760	125	102	954
TOTAL BRITISH EMPIRE	4,967	5,849	5,894	1,914	1,335	54,580	87,370	94,142	17,081	19,114
Germany	409	392	597	412	..	8,140	6,116	5,359	3,692
Netherlands	680	80	287	275	..	11,270	897	4,280	3,454
Belgium	35	35	698	270	..	680	424	14,640	6,676
France	2,698	6,611	4,282	1,581	4,069	24,170	89,020	80,811	22,338	53,220
Spain	1,305	981	1,167	1,371	937	6,110	3,850	7,975	6,005	4,390
Portugal	140	137	16	870	1,765	75	..
Switzerland	211	149	..	9	108	3,830	1,360	..	87	1,067
Italy	20	141	431	114	262	130	1,450	3,101	620	2,325
Japan	836	405	480	129	96	5,530	3,860	3,699	1,136	474
Other Foreign Countries	85	16	53	13	42	350	160	510	60	389
TOTAL FOREIGN COUNTRIES	5,105	8,967	7,026	4,764	6,471	50,130	1,20,680	1,07,299	54,778	75,687
Share of Bengal	1,467	3,478	320	211	1,207	12,210	44,810	5,326	3,142	13,132
„ Bombay	6,378	7,287	7,464	4,201	3,689	60,650	1,03,920	1,42,060	46,444	49,580
„ Sind	1,166	1,805	2,001	752	896	17,490	35,360	32,968	10,702	8,888
„ Madras	1,320	580	781	699	576	8,470	10,400	6,417	4,088	6,476
„ Burma	741	1,666	1,354	815	1,438	6,780	13,560	14,656	7,483	16,731
TOTAL	10,072	14,816	12,420	6,678	7,806	1,04,700	2,08,050	2,01,441	71,859	94,801
Other sorts (including Vermouth and Ginger wine) (L. D)—	Gals.	Gals.	Gals.	Gals.	Gals.					
United Kingdom	17,603	30,332	10,948	11,437	13,424	1,76,760	3,30,290	1,38,583	1,44,303	1,42,243
Gibraltar	21	1	502	210	20	7,010
Ceylon	903	231	112	29	148	3,670	1,270	1,528	472	1,246
Hongkong	492	5,964	..
Cape of Good Hope	155	81	1,760	500
Egypt*	50	4	247	730	58	1,365	..
Natal	818	395	4	4	5	3,840	1,540	15	99	87
South Australia (including Northern Territory)	363	2	2,050	20
Victoria	49	494	..	5	..	290	4,300	5	64	..
New South Wales	124	51	2	1,470	510	35
Queensland	12	140	..
Australian Commonwealth (Total)	476	647	2	17	54	3,370	4,810	40	204	..
Other British Possessions	10	42	19	23	..	400	630	235	312	910
TOTAL BRITISH EMPIRE	20,005	31,029	11,591	12,249	13,631	1,92,400	3,39,820	1,47,479	1,52,689	1,44,465

* Shown as a Foreign Country from 1923-24.
† Included in Turkey, Asiatic prior to 1921-22.

No. 13—continued

ARTICLES, AND COUNTRIES OF CONSIGNMENT; ALSO SHARE OF EACH PROVINCE	QUANTITY					VALUE				
	1919-20	1920-21	1921-22	1922-23	1923-24	1919-20	1920-21	1921-22	1922-23	1923-24
Liquors, including Methylated and Perfumed Spirits—continued						R	R	R	R	R
Wines—continued										
Other sorts (including Vermouth and Ginger wine) (L. D)—continued	Gals.	Gals.	Gals.	Gals.	Gals.					
Germany	26	525	433	270	3,370	2,657
Netherlands	59	69	6	11	32	480	890	80	243	480
Belgium	1,105	1,513	98	22	..	10,810	17,425	355	240
France	44,812	42,908	73,695	46,149	53,898	5,25,530	4,21,300	8,06,068	4,19,841	3,57,317
Spain	14,487	1,433	2,128	1,646	1,085	53,280	7,150	12,432	7,080	3,882
Switzerland	7	195	120	2,000
Italy	13,154	19,197	15,365	24,512	18,763	1,74,300	1,44,910	2,09,087	2,46,551	1,52,944
Austria	98	..	24	8	..	4,700	..	440	96
Hungary
Japan	842	145	191	57	5	3,010	7,470	1,807	446	45
Egypt†	1	4
United States of America—										
<i>Vid Atlantic Coast</i>	514	..	186	1	..	4,680	..	1,390	12
<i>" Pacific "</i>	1,488	869	8,160	3,390
Other Foreign Countries	221	270	12	10	51	2,730	3,700	148	351	682
TOTAL FOREIGN COUNTRIES	74,511	60,824	92,869	78,156	74,260	7,07,180	6,05,090	10,46,752	6,80,154	5,17,879
<i>Share of Bengal</i>	40,002	27,769	24,456	30,272	28,432	3,30,620	2,43,710	2,36,963	2,23,750	1,75,132
<i>" Bombay</i>	26,309	27,873	33,838	24,078	23,531	3,28,520	3,47,690	4,62,866	3,03,745	2,26,642
<i>" Sind</i>	3,867	16,897	30,954	16,985	14,311	1,14,970	1,88,510	2,37,854	1,75,099	1,29,611
<i>" Madras</i>	13,094	13,964	13,405	3,595	12,353	1,14,640	94,360	1,05,513	64,119	76,196
<i>" Burma</i>	6,244	7,260	11,809	6,474	3,784	70,980	70,640	1,02,096	61,100	54,764
TOTAL	94,616	92,453	104,480	85,408	87,891	9,59,530	9,44,910	11,94,231	8,92,818	6,62,345
Total Wines—	Gals.	Gals.	Gals.	Gals.	Gals.					
United Kingdom	163,867	229,562	94,608	87,771	78,661	26,08,710	40,78,410	17,59,440	14,22,780	11,23,301
Gibraltar	6,701	6,155	6,651	2,201	2,766	98,160	89,360	1,17,868	35,944	40,901
Malta and Gozo	87	40	..	1,330	426
Aden and Dependencies	17	22	6	12	117	250	450	95	314	3,487
Mesopotamia*	16	142	111	669	2,551	2,710
Ceylon	966	752	770	150	379	4,890	10,920	12,105	2,454	4,832
Straits Settlements (including Labuan)	541	569	39	45	47	4,340	5,420	1,810	734	938
Hongkong	1,039	123	..	526	..	4,940	600	..	6,504	..
Egypt†	296	373	1,346	2,286	..	2,570	6,000	11,184	20,194	..
Cape of Good Hope	2,067	401	37	..	1	12,180	2,140	1,150	..	22
Natal	8,588	2,452	866	16	40	63,790	24,070	11,065	233	655
Zanzibar and Pemba	70	2,504
Kenya Colony	176	2,200	..
South Australia (including Northern Territory)	5,500	7,071	1,253	1,616	2,445	23,640	40,410	9,772	9,890	12,837
Victoria	1,113	1,718	217	102	161	7,090	17,540	2,482	1,613	4,825
New South Wales	1,865	1,253	36	7	4	24,580	17,220	1,075	186	65
Queensland	140	..
Australian Commonwealth (Total)	8,478	10,042	1,506	1,737	2,610	55,310	76,170	13,329	11,829	17,727
Other British Possessions	3	54	20	922
TOTAL BRITISH EMPIRE	192,555	251,541	105,817	95,062	84,772	23,70,380	42,88,920	19,32,131	15,07,687	11,94,998
Germany	3,628	4,512	4,792	6,695	..	46,750	56,882	58,850	50,002
Netherlands	318	2,060	1,116	1,556	1,327	3,880	32,700	20,664	19,064	24,140
Belgium	446	2,710	3,893	5,112	5,786	14,140	63,220	1,19,019	1,79,204	1,91,681
France	78,418	93,783	98,554	70,325	83,871	11,74,200	15,35,460	18,40,385	8,59,510	8,51,376
Spain	25,822	12,149	11,775	9,262	11,877	1,30,880	85,670	84,125	48,684	58,978
Portugal	2,540	7,754	4,146	4,171	8,300	31,720	86,210	49,020	37,168	83,091
Madeira	183	2,300
Switzerland	503	506	106	49	150	10,800	6,390	3,805	657	1,841

* Included in Turkey, Asiatic prior to 1921-22.
† Shown as a Foreign Country from 1923-24.

No. 13—continued

ARTICLES, AND COUNTRIES OF CONSIGNMENT; ALSO SHARE OF EACH PROVINCE	QUANTITY					VALUE				
	1919-20	1920-21	1921-22	1922-23	1923-24	1919-20	1920-21	1921-22	1922-23	1923-24
Liquors, including Methylated and Perfumed Spirits—continued						R	R	R	R	R
Wines—concluded										
Total Wines—continued	Gals.	Gals.	Gals.	Gals.	Gals.					
Italy	15,889	17,713	17,044	25,861	21,487	2,25,130	2,06,090	2,31,888	2,05,716	1,82,331
Austria	98	46	147	174	..	4,700	456	1,604	2,380
Hungary	4,680	..
Luxemburg
Turkey, Asiatic
Persian Gulf	60	19	1,160	240
Persia	39	269	2	..	13	320	2,640	16	..	907
China (exclusive of Hongkong and Macao)	1	95	76	50	2,560	920
Japan	1,299	594	863	198	174	9,120	6,900	8,010	1,753	1,377
Egypt†	141	1,451
United States of America—										
Via Atlantic Coast	1,521	892	..	168	3	25,220	6,360	..	1,418	37
" Pacific "	6,382	2,095	28,120	11,600
Other Foreign Countries	343	56	26	114	6	2,340	730	425	527	150
TOTAL FOREIGN COUNTRIES	133,641	144,574	142,188	121,775	140,564	16,55,050	21,07,040	19,15,766	14,79,095	14,49,459
Share of Bengal	115,298	117,186	51,802	64,859	65,827	14,32,550	19,19,060	7,21,313	8,21,679	7,18,329
" Bombay	118,914	149,878	97,370	74,920	76,445	18,44,080	24,24,100	18,00,666	11,16,332	10,41,167
" Sind	36,439	63,374	38,502	33,015	28,553	6,25,120	10,43,340	6,70,836	5,33,881	3,78,949
" Madras	34,655	49,314	39,117	32,917	29,370	3,51,050	5,12,430	3,25,799	2,24,674	2,46,525
" Burma	31,840	33,601	31,314	21,126	24,141	2,53,550	4,99,930	4,09,312	2,90,216	2,59,487
TOTAL	326,196	396,115	248,005	216,737	225,336	45,05,410	58,95,980	38,47,896	29,85,782	26,44,457
Total Liquors—	Gals.	Gals.	Gals.	Gals.	Gals.					
United Kingdom	2,217,920	3,862,800	2,720,821	2,678,826	2,530,911	2,08,58,160	3,28,21,400	2,44,11,095	2,30,68,740	2,00,13,741
Gibraltar	6,808	6,384	6,712	2,301	2,766	95,530	97,920	1,24,109	83,044	40,901
Malta and Gozo	109	..	361	40	..	1,840	..	6,561	425
Aden and Dependencies	302	1,779	98	311	468	5,170	6,560	1,985	6,909	11,197
Mesopotamia*	192	772	964	3,402	26,952	32,501
Ceylon	32,255	29,627	29,529	19,107	15,137	1,18,990	1,12,660	1,22,909	68,782	48,068
Straits Settlements (including Labuan)	7,530	11,006	9,433	6,419	4,546	81,050	78,650	65,295	42,333	49,788
Hongkong	20,619	23,585	14,609	16,931	10,559	1,42,890	1,59,540	1,01,078	1,19,070	99,710
Egypt	472	908	1,823	2,637	..	5,420	15,370	19,772	20,510	..
Cape of Good Hope	2,137	401	37	..	1	12,800	2,140	1,150	..	22
Natal	11,367	10,270	4,950	110	436	87,520	50,440	45,147	3,881	20,844
Transvaal	90	1,100
Zanzibar and Pemba	63	..	696	16	..	3,100	..	5,885	2,356	..
Kenya Colony	10	82	178	34	..	180	5,872	2,286	488
Tanganyika Territory	96	1,125
Mauritius and Dependencies	19	3	42	5	..	470	60	1,106	176	15
Canada—										
Via Atlantic Coast	556	2,279	95	449	..	5,900	39,950	1,375	2,849	..
" Pacific "	143	..	14	4,140	..	116	..
British West India Islands	4	115	333	120	1,700	1,880
South Australia (including Northern Territory)	6,262	7,843	1,276	6,086	8,095	32,060	45,940	10,730	32,315	15,377
Victoria	2,316	54,215	13,559	904	1,432	1,03,700	2,05,490	63,744	6,941	11,668
Tasmania	82	581	..
New South Wales	29,564	6,233	435	22	1,018	2,11,510	44,870	6,726	299	4,263
Queensland	12	140	..
Australian Commonwealth (Total)	69,718	63,086	15,270	7,106	5,545	3,47,970	2,95,300	79,200	40,376	31,308
Fiji Islands	38	1,526	..	65
Other British Possessions	22	74	37	2	8	2,670	690	640	287	..
TOTAL BRITISH EMPIRE	2,369,771	4,017,685	2,804,611	2,734,740	2,571,736	2,17,42,350	3,36,91,540	2,40,94,274	2,74,71,028	2,03,70,933

* Included in Turkey, Asiatic prior to 1921-22.
 † Shown as a Foreign Country from 1923-24.

ARTICLES, AND COUNTRIES OF CONSIGNMENT; ALSO SHARE OF EACH PROVINCE	QUANTITY					VALUE				
	1919-20	1920-21	1921-22	1922-23	1923-24	1919-20	1920-21	1921-22	1922-23	1923-24
Liquors, including Methylated and Perfumed Spirits—concluded										
Total Liquors—continued	Gals.	Gals.	Gals.	Gals.	Gals.					
Sweden	8,925	718	3	18	13	26,640	16,200	190	781	301
Norway	478	280	1,104	30	..	12,460	6,800	2,683	1,109	..
Denmark	1,405	4,214	1,448	4,674	6,204	32,020	52,900	30,855	41,740	45,511
Germany	120,842	418,698	739,367	988,260	..	6,66,130	18,76,921	28,29,364	31,16,670
Netherlands	81,318	147,436	201,747	98,321	98,727	3,91,560	9,90,380	10,94,809	4,96,525	4,21,625
Belgium	778	18,502	6,293	9,911	7,142	17,620	2,21,430	2,45,444	2,22,059	2,16,206
France	266,520	531,729	309,988	289,003	376,157	50,05,750	96,19,910	61,61,666	46,89,975	40,04,104
Spain	26,666	13,984	11,950	9,268	11,883	1,42,110	1,03,900	87,407	49,032	59,178
Portugal	2,540	7,813	4,293	6,456	8,002	31,720	97,360	52,497	40,750	90,930
Madeira	168	2,860
Switzerland	566	620	107	50	177	10,860	12,180	3,647	779	3,004
Italy	16,946	18,324	17,816	27,389	23,337	2,27,320	2,18,560	2,47,544	2,93,325	2,03,021
Austria	14	1,234	1,103	1,514	22,755	550	16,560	9,138	14,971	40,386
Hungary
Luxemburg	4,680	..
Turkey, Asiatic
Ferlian Gulf	273	6,276	4,070	47,810
Ponia	47	280	54	..	18	560	2,770	509	..	296
Java	525,084	573,595	439,151	536,634	486,364	8,46,440	11,16,420	9,75,373	6,16,817	6,54,379
Philippine Islands and Guam	483	2,090	100
China (exclusive of Hongkong and Macao)	5,513	9,501	11,859	12,687	9,559	45,410	74,310	88,921	89,072	70,411
Japan	1,058,257	220,884	356,894	106,070	90,143	24,40,850	7,68,350	8,56,837	3,00,748	2,02,256
Egypt†	255	3,860
Portuguese East Africa	114	57	13	..	1	1,686	750	200	..	10
Madagascar	46	8,000
United States of America—										
Vid Atlantic Coast	60,518	36,811	20,075	62,237	36,680	11,56,530	12,54,150	9,18,637	9,09,393	10,52,650
" Pacific "	122,967	4,211	980	1	7	6,01,410	27,360	15,836	115	462
Cuba	197	1,334
Other Foreign Countries	259	87	7	130	32	1,710	880	159	726	910
TOTAL FOREIGN COUNTRIES	2,168,666	1,727,769	1,702,577	1,869,990	2,168,523	1,19,98,810	1,58,10,460	1,26,68,273	1,08,02,826	1,10,87,616
Share of Bengal	1,610,832	1,476,679	1,368,299	1,426,202	1,406,381	1,05,05,960	1,36,79,600	1,06,35,882	99,09,562	95,09,531
" Bombay	1,724,762	2,347,646	1,648,787	1,435,967	1,471,479	1,33,73,510	1,80,00,700	1,29,39,667	1,10,33,276	1,00,35,604
" Sind	439,614	786,740	681,800	752,707	756,913	46,23,430	76,42,960	59,67,679	69,38,685	48,63,661
" Madras	242,691	371,815	299,003	363,624	299,455	23,18,370	37,53,770	28,08,964	23,66,430	22,18,062
" Burma	510,548	762,573	619,194	686,230	716,031	30,20,300	69,95,070	53,19,475	60,25,901	48,31,069
TOTAL	4,528,437	5,745,444	4,607,186	4,604,730	4,738,259	3,37,41,160	4,90,02,050	3,76,61,547	3,42,73,854	3,14,58,540
Machinery and Millwork—										
Prime-movers (other than electrical)—										
Locomotives (excluding those for railways) (Ill. J)*—										
United Kingdom	3,22,480
Ceylon	5,630
TOTAL BRITISH EMPIRE	3,28,110
United States of America—										
Vid Atlantic Coast	6,68,260
Share of Bengal	6,98,460
" Bombay	1,71,430
" Sind	64,140
" Madras	87,040
" Burma	2,250
TOTAL	9,91,320

* Shown as a Foreign Country from 1923-24.
 † Subdivided into " Oil engines," " Steam engines," and " Others " from 1920-21.

No. 13—continued

ARTICLES AND COUNTRIES OF CONSIGNMENT; ALSO SHARE OF EACH PROVINCE	QUANTITY					VALUE				
	1919-20	1920-21	1921-22	1922-23	1923-24	1919-20	1920-21	1921-22	1922-23	1923-24
Machinery and Millwork —continued										
Prime-movers (other than electrical) —continued										
Locomotives (excluding those for railways)* —continued										
Oil Engines (III. J) (a) —					No.					
United Kingdom	—	—	—	—	30	—	5,24,790	2,74,138	1,76,931	1,20,141
Ceylon	—	—	—	—	..	—	8,860	3,720	300	..
TOTAL BRITISH EMPIRE	—	—	—	—	30	—	5,33,650	2,77,858	1,77,231	1,20,141
Sweden	—	—	—	—	..	—	..	3,660	6,650	..
Norway	—	—	—	—	..	—	3,600
Germany	—	—	—	—	6	—	4,300	40,618
Netherlands	—	—	—	—	1	—	5,751
Italy	—	—	—	—	..	—	18,940
Siam	—	—	—	—	1	—	600
United States of America— <i>Vid Atlantic Coast</i>	—	—	—	—	3	—	19,690	1,707	8,637	8,045
TOTAL FOREIGN COUNTRIES	—	—	—	—	11	—	36,230	5,427	19,587	50,009
Share of Bengal	—	—	—	—	6	—	2,07,450	1,32,313	27,535	34,136
" <i>Bombay</i>	—	—	—	—	12	—	1,81,360	36,140	15,383	76,367
" <i>Sind</i>	—	—	—	—	6	—	72,310	65,420	1,08,763	47,306
" <i>Madras</i>	—	—	—	—	16	—	36,510	21,220	24,565	17,372
" <i>Burma</i>	—	—	—	—	2	—	11,760	28,162	20,582	3,970
TOTAL	—	—	—	—	41	—	5,09,380	2,83,285(c)	1,06,816	1,70,150
Parts of oil engines (III. J) (b) —										
United Kingdom	—	—	—	—	..	—	—	—	—	23,286
Germany	—	—	—	—	..	—	—	—	—	7,443
Share of Bengal	—	—	—	—	..	—	—	—	—	11,508
" <i>Bombay</i>	—	—	—	—	..	—	—	—	—	15,497
" <i>Sind</i>	—	—	—	—	..	—	—	—	—	1,705
" <i>Madras</i>	—	—	—	—	..	—	—	—	—	1,909
" <i>Burma</i>	—	—	—	—	..	—	—	—	—	..
TOTAL	—	—	—	—	..	—	—	—	—	30,679
Steam engines (III. J) (a) —					No.					
United Kingdom	—	—	—	—	108	—	35,06,280	32,68,627	20,80,888	11,22,631
Ceylon	—	—	—	—	..	—	1,120	..	947	..
Straits Settlements (including Labuan)	—	—	—	—	..	—	1,900	..
TOTAL BRITISH EMPIRE	—	—	—	—	108	—	35,07,400	32,68,627	20,83,735	11,22,631
Germany	—	—	—	—	16	—	..	13,048	33,494	1,09,415
Netherlands	—	—	—	—	1	—	11,165
Belgium	—	—	—	—	2	—	..	1,69,708	80,696	48,977
Switzerland	—	—	—	—	..	—	..	6,045
United States of America— <i>Vid Atlantic Coast</i>	—	—	—	—	1	—	8,57,690	1,98,428	17,724	17,535
TOTAL FOREIGN COUNTRIES	—	—	—	—	20	—	8,57,690	4,07,229	1,37,914	1,87,110
Share of Bengal	—	—	—	—	34	—	25,06,580	18,25,017	577,642	2,86,124
" <i>Bombay</i>	—	—	—	—	49	—	15,91,560	22,29,925	3,94,990	4,79,803
" <i>Sind</i>	—	—	—	—	29	—	20,960	76,674	74,723	3,51,046
" <i>Madras</i>	—	—	—	—	13	—	1,97,990	73,010	9,417	70,597
" <i>Burma</i>	—	—	—	—	3	—	47,960	91,230	11,34,377	1,12,171
TOTAL	—	—	—	—	128	—	44,25,040	36,95,656(d)	21,91,149	13,09,741(d)

* Subdivided into " Oil engines," " Steam engines," and " Others " from 1920-21.

(a) Separately recorded from 1920-21. Quantity shown from 1923-24.

(b) Separately recorded from 1923-24.

(c) Duty was collected on Rs. 15,000 in 1921-22.

(d) " " " Rs. 40,011 in 1921-22 and on Rs. 12,29,800 in 1923-24.

ARTICLES, AND COUNTRIES OF CONSIGNMENT, ALSO SHARE OF EACH PROVINCE	QUANTITY					VALUE				
	1919-20	1920-21	1921-22	1922-23	1923-24	1919-20	1920-21	1921-22	1922-23	1923-24
Machinery and Millwork— <i>continued</i>						R	R	R	R	R
Prime-movers (other than electrical)—continued										
Locomotives (excluding those for railways)*—continued										
Parts of steam engines (III. J) (b)—										
United Kingdom	—	—	—	—	—	—	—	—	—	3,16,339
Germany	—	—	—	—	—	—	—	—	—	25,862
Netherlands	—	—	—	—	—	—	—	—	—	9,022
Belgium	—	—	—	—	—	—	—	—	—	546
United States of America— Via Atlantic Coast	—	—	—	—	—	—	—	—	—	27,917
TOTAL FOREIGN COUNTRIES	—	—	—	—	—	—	—	—	—	62,847
Share of Bengal	—	—	—	—	—	—	—	—	—	98,364
„ <i>Bombay</i>	—	—	—	—	—	—	—	—	—	1,78,013
„ <i>Sind</i>	—	—	—	—	—	—	—	—	—	7,052
„ <i>Madras</i>	—	—	—	—	—	—	—	—	—	35,737
„ <i>Burma</i>	—	—	—	—	—	—	—	—	—	9,951
TOTAL	—	—	—	—	—	—	—	—	—	3,79,186(c)
Others (III. J) (a)—										
United Kingdom	—	—	—	—	—	—	2,22,050	1,39,825	27,009	1,49,223
Ceylon	—	—	—	—	—	—	..	1,875
Straits Settlements (including Labuan)	—	—	—	—	—	—	..	600
TOTAL BRITISH EMPIRE	—	—	—	—	—	—	2,22,050	1,41,700	27,009	1,49,223
Germany	—	—	—	—	—	—	..	1,419	17,630	2,007
Netherlands	—	—	—	—	—	—	12,030	..
United States of America— Via Atlantic Coast	—	—	—	—	—	—	87,450	70,640	634	12,264
TOTAL FOREIGN COUNTRIES	—	—	—	—	—	—	87,450	72,059	30,294	15,271
Share of Bengal	—	—	—	—	—	—	..	49,060	602	20,458
„ <i>Bombay</i>	—	—	—	—	—	—	62,700	5,955	12,961	3,803
„ <i>Sind</i>	—	—	—	—	—	—	10	27,990	16,080	18,377
„ <i>Madras</i>	—	—	—	—	—	—	16,090	78,084	10,154	92,091
„ <i>Burma</i>	—	—	—	—	—	—	2,21,700	49,670	17,478	28,855
TOTAL	—	—	—	—	—	—	3,09,500	2,18,759	67,308	1,63,494
Other than locomotives†—										
Gas Engines (III. J) (b)—					No.					
United Kingdom	—	—	—	—	105	—	—	—	—	8,68,638
Ceylon	—	—	—	—	2	—	—	—	—	3,762
Straits Settlements (including Labuan)	—	—	—	—	1	—	—	—	—	1,365
TOTAL BRITISH EMPIRE	—	—	—	—	108	—	—	—	—	8,73,765
Germany	—	—	—	—	4	—	—	—	—	3,078
United States of America— Via Atlantic Coast	—	—	—	—	18	—	—	—	—	62,424
TOTAL FOREIGN COUNTRIES	—	—	—	—	126	—	—	—	—	65,502
Share of Bengal	—	—	—	—	7	—	—	—	—	53,734
„ <i>Bombay</i>	—	—	—	—	37	—	—	—	—	4,78,370
„ <i>Sind</i>	—	—	—	—	12	—	—	—	—	1,05,250
„ <i>Madras</i>	—	—	—	—	59	—	—	—	—	1,69,495
„ <i>Burma</i>	—	—	—	—	16	—	—	—	—	1,31,888
TOTAL	—	—	—	—	131	—	—	—	—	9,39,207

* Subdivided into "Oil engines," "Steam engines," and "Others" from 1920-21.
 † Subdivided into "Gas engines," "Oil engines," "Steam engines," and "Others" from 1920-21. (a) Separately recorded from 1920-21.
 (b) Separately recorded from 1923-24. (c) Duty was collected on Rs.75,467 in 1923-24.

No. 13—continued

ARTICLES, AND COUNTRIES OF CONSIGNMENT: ALSO SHARE OF EACH PROVINCE	QUANTITY					VALUE				
	1919-20	1920-21	1921-22	1922-23	1923-24	1919-20	1920-21	1921-22	1922-23	1923-24
Machinery and Millwork— continued						R	R	R	R	R
<i>Prime-movers (other than electrical)—continued</i>										
<i>Other than locomotives— continued</i>										
Parts of Gas Engines (III. J) (a)—										
United Kingdom	—	—	—	—	—	—	—	—	—	1,07,143
Ceylon	—	—	—	—	—	—	—	—	—	3,640
TOTAL BRITISH EMPIRE	—	—	—	—	—	—	—	—	—	1,71,083
France	—	—	—	—	—	—	—	—	—	790
United States of America— Via Atlantic Coast	—	—	—	—	—	—	—	—	—	5,743
TOTAL FOREIGN COUNTRIES	—	—	—	—	—	—	—	—	—	6,542
<i>Share of Bengal</i>	—	—	—	—	—	—	—	—	—	8,271
" Bombay	—	—	—	—	—	—	—	—	—	82,361
" Sind	—	—	—	—	—	—	—	—	—	18,039
" Madras	—	—	—	—	—	—	—	—	—	41,562
" Burma	—	—	—	—	—	—	—	—	—	27,392
TOTAL	—	—	—	—	—	—	—	—	—	1,77,026
Oil Engines (III. J) (b)—										
United Kingdom	—	—	—	—	No. 2,440	—	93,65,100	67,40,996	49,05,340	70,45,674
Mesopotamia†	—	—	—	—	2	—	—	1,706	1,800	2,906
Ceylon	—	—	—	—	5	—	48,230	84,202	11,710	9,906
Straits Settlements (including Labuan)	—	—	—	—	2	—	—	—	2,124	2,345
Egypt*	—	—	—	—	—	—	—	—	4,210	—
Kenya Colony	—	—	—	—	—	—	—	3,500	—	—
Canada—										
Via Atlantic Coast	—	—	—	—	—	—	—	—	65	—
Victoria	—	—	—	—	—	—	—	1,755	—	—
New South Wales	—	—	—	—	—	—	—	868	—	—
Australian Commonwealth (Total)	—	—	—	—	—	—	—	2,623	—	—
TOTAL BRITISH EMPIRE	—	—	—	—	2,468	—	94,09,580	68,93,026	49,26,168	79,60,830
Sweden	—	—	—	—	65	—	3,70,610	3,20,866	2,06,558	1,28,624
Norway	—	—	—	—	—	—	24,160	—	21,860	—
Denmark	—	—	—	—	—	—	—	—	1,358	—
Germany	—	—	—	—	42	—	43,810	78,626	8,07,984	50,860
Netherlands	—	—	—	—	—	—	1,39,710	1,67,625	—	—
Belgium	—	—	—	—	22	—	46,980	2,74,805	83,267	23,401
France	—	—	—	—	—	—	4,910	2,500	310	—
Switzerland	—	—	—	—	1	—	20,470	8,68,080	2,98,324	1,184
Italy	—	—	—	—	5	—	50,240	25,357	6,860	2,10,378
Austria	—	—	—	—	3	—	—	—	16,301	4,809
Mascat Territory and Trucial Oman	—	—	—	—	—	—	—	—	100	—
Japan	—	—	—	—	—	—	1,440	6,677	—	—
United States of America— Via Atlantic Coast	—	—	—	—	324	—	7,16,160	2,80,865	1,42,410	2,29,110
" Pacific "	—	—	—	—	—	—	3,650	—	20	—
TOTAL FOREIGN COUNTRIES	—	—	—	—	462	—	14,40,090	20,29,231	15,37,867	6,65,811

* Shown as a Foreign Country from 1923-24.

† Included in Turkey, Asiatic, prior to 1921-22.

‡ Subdivided into "Gas Engines," "Oil Engines," "Steam Engines," and "Others," from 1921-22.

(a) Separately recorded from 1923-24.

(b) Separately recorded from 1921-22. Quantity shown from 1923-24.

No. 13—continued

ARTICLES, AND COUNTRIES OF CONSIGNMENT; ALSO SHARE OF EACH PROVINCE	QUANTITY					VALUE				
	1919-20	1920-21	1921-22	1922-23	1923-24	1919-20	1920-21	1921-22	1922-23	1923-24
Machinery and Millwork— <i>continued</i>										
Prime-movers (other than electrical)— <i>continued</i>										
Other than locomotives;— <i>contd.</i>										
Oil Engines (III. J) (b)— <i>contd.</i>					No.					
Share of Bengal	—	—	—	—	636	—	32,38,610	19,35,436	12,94,113	17,94,181
„ Bombay	—	—	—	—	1,169	—	41,53,200	42,81,626	31,60,731	38,37,907
„ Sind	—	—	—	—	485	—	11,52,740	11,62,389	7,81,454	18,75,105
„ Madras	—	—	—	—	384	—	14,98,210	10,94,334	7,89,892	7,79,847
„ Burma	—	—	—	—	206	—	8,00,860	3,88,473	4,37,335	3,49,601
TOTAL	—	—	—	—	2,920	—	1,08,43,620 (e)	88,62,257	64,53,535	80,26,641
Parts of oil engines (III. J) (a)—										
United Kingdom	—	—	—	—	—	—	—	—	—	9,25,580
Ceylon	—	—	—	—	—	—	—	—	—	3,547
Other British Possessions	—	—	—	—	—	—	—	—	—	1,684
TOTAL BRITISH EMPIRE	—	—	—	—	—	—	—	—	—	9,30,797
Sweden	—	—	—	—	—	—	—	—	—	15,819
Germany	—	—	—	—	—	—	—	—	—	3,541
Belgium	—	—	—	—	—	—	—	—	—	19,133
Switzerland	—	—	—	—	—	—	—	—	—	13,260
Italy	—	—	—	—	—	—	—	—	—	33,595
Persia	—	—	—	—	—	—	—	—	—	4,278
United States of America—										
Via Atlantic Coast	—	—	—	—	—	—	—	—	—	36,814
Other Foreign Countries	—	—	—	—	—	—	—	—	—	1,196
TOTAL FOREIGN COUNTRIES.	—	—	—	—	—	—	—	—	—	1,26,685
Share of Bengal	—	—	—	—	—	—	—	—	—	2,69,101
„ Bombay	—	—	—	—	—	—	—	—	—	6,24,301
„ Sind	—	—	—	—	—	—	—	—	—	1,49,981
„ Madras	—	—	—	—	—	—	—	—	—	77,591
„ Burma	—	—	—	—	—	—	—	—	—	36,431
TOTAL	—	—	—	—	—	—	—	—	—	10,67,421
Steam Engines (III. J) (b)—					No.					
United Kingdom	—	—	—	—	400	—	62,00,120	1,39,85,128	91,05,969	41,85,581
Aden and Dependencies	—	—	—	—	..	—	8,970	..
Mesopotamia*	—	—	—	—	..	—	460	..
Ceylon	—	—	—	—	..	—	11,520	7,426	14,818	..
Strait Settlements (including Labuan)	—	—	—	—	..	—
Victoria	—	—	—	—	..	—	..	240	9,500	..
Australian Commonwealth (Total)	—	—	—	—	..	—	1,256	..
TOTAL BRITISH EMPIRE	—	—	—	—	400	—	62,11,640	1,39,92,794	92,35,947	41,85,581
Sweden	—	—	—	—	1	—	71,280	3,86
Germany	—	—	—	—	20	—	90,080	89,280	1,03,331	45,72
Belgium	—	—	—	—	..	—	14,510	1,41,094	2,02,941	..
France	—	—	—	—	..	—	..	1,345
Switzerland	—	—	—	—	..	—	..	21,018	315	..
Italy	—	—	—	—	..	—	2,076	..
German East Africa†	—	—	—	—	..	—
United States of America—										
Via Atlantic Coast	—	—	—	—	..	—	150
„ Pacific „	—	—	—	—	4	—	8,25,170	2,47,112	89,648	40,71
TOTAL FOREIGN COUNTRIES	—	—	—	—	25	—	10,01,960	5,80,050	3,92,441	90,21

* Included in Turkey, Asiatic, prior to 1921-22.
 † Shown as "Tanganyika Territory" under the British Empire from 1921-22.
 ‡ Sub divided into "Gas Engines," "Oil Engines," "Steam Engines," and "Others," from 1921-22.
 (a) Separately recorded from 1923-24.
 (b) Separately recorded from 1920-21. Quantity shown from 1923-24.
 (c) Duty was collected on Rs.1,08,07.

No. 13—continued

ARTICLES, AND COUNTRIES OF CONSIGNMENT; ALSO SHARE OF EACH PROVINCE.	QUANTITY					VALUE				
	1919-20	1920-21	1921-22	1922-23	1923-24	1919-20	1920-21	1921-22	1922-23	1923-24
Machinery and Millwork— continued						R	R	R	R	R
<i>Prime-movers</i> (other than <i>electrical</i>)—continued										
Other than locomotives*—continued					No.					
Steam Engines (III, J) (a)—contd.										
Share of Bengal					118		34,13,160	64,65,699	30,16,991	11,97,070
" Bombay					185		21,23,690	54,47,422	54,43,518	22,30,998
" Sind					13		2,07,770	2,91,791	65,035	2,48,557
" Madras					45		3,25,700	7,17,012	2,11,134	3,05,817
" Burma					61		11,43,310	16,10,320	8,97,710	2,93,436
TOTAL					426		72,18,030(d)	1,46,22,844	90,84,388	42,75,878
Parts of steam engines (III, J) (b)—										
United Kingdom										26,38,786
Ceylon										286
TOTAL BRITISH EMPIRE										26,39,072
Germany										3,730
Belgium										47,078
France										37,514
Italy										12,265
United States of America—										
Via Atlantic Coast										80,672
Other Foreign Countries										1,216
TOTAL FOREIGN COUNTRIES										1,82,475
Share of Bengal										19,37,303
" Bombay										6,20,292
" Sind										82,067
" Madras										62,556
" Burma										18,388
TOTAL										27,21,496
Engines (III, J) (c)—										
United Kingdom							10,14,240	9,99,465	3,78,588	2,95,961
Ceylon							47,770	19,118	4,615	...
Straits Settlements (including Labuan)							..	22,526	1,248	...
TOTAL BRITISH EMPIRE							10,62,010	10,41,109	3,84,446	2,95,961
Sweden							4,640	..	3,190	...
Germany							1,350	9,521	17,619	...
Netherlands							1,960	...
Belgium							450	2,580
Switzerland							1,208
Japan							..	6,000
United States of America—										
Via Atlantic Coast							57,970	4,22,148	50,000	12,278
" Pacific							..	1,840
TOTAL FOREIGN COUNTRIES							64,440	4,42,089	73,609	13,486
Share of Bengal							70,630	2,67,337	91,258	27,078
" Bombay							2,96,000	2,07,570	1,37,503	3,197
" Sind							36,330	48,970	4,118	2,01,338
" Madras							6,01,900	6,16,813	1,56,464	51,069
" Burma							1,21,560	3,58,308	68,572	26,774
TOTAL							11,26,460	14,88,198	4,88,055	3,09,447

* Subdivided into " Gas Engines," " Oil Engines," " Steam Engines," and " Others," from 1921-22.
(a) Separately recorded from 1920-21. Quantity shown from 1921-24.
(b) Separately recorded from 1923-24.
(c) Separately recorded from 1920-21.
(d) Duty was collected on Rs66,78,530 in 1920-21.

No. 13—continued

ARTICLES AND COUNTRIES OF ORIGIN; ALSO SHARE OF EACH PROVINCE	QUANTITY					VALUE				
	1919-20	1920-21	1921-22	1922-23	1923-24	1919-20	1920-21	1921-22	1922-23	1923-24
						R	R	R	R	R
Machinery and Millwork—continued										
<i>Prime-movers other than electrical—concluded</i>										
Other than locomotives*—concluded										
Others (III. J)*—										
United Kingdom	—	—	—	—	—	48,59,810	—	—	—	—
Ceylon	—	—	—	—	—	12,940	—	—	—	—
Straits Settlements (including Labuan)	—	—	—	—	—	4,080	—	—	—	—
Natal	—	—	—	—	—	1,400	—	—	—	—
Other British Possessions	—	—	—	—	—	820	—	—	—	—
TOTAL BRITISH EMPIRE	—	—	—	—	—	48,78,800	—	—	—	—
Sweden	—	—	—	—	—	1,26,680	—	—	—	—
Belgium	—	—	—	—	—	800	—	—	—	—
France	—	—	—	—	—	8,600	—	—	—	—
Switzerland	—	—	—	—	—	55,070	—	—	—	—
Turkey, Asiatic	—	—	—	—	—	—	—	—	—	—
Persian Gulf	—	—	—	—	—	510	—	—	—	—
Japan	—	—	—	—	—	2,700	—	—	—	—
United States of America—										
Via Atlantic Coast	—	—	—	—	—	18,68,610	—	—	—	—
" Pacific "	—	—	—	—	—	1,58,810	—	—	—	—
TOTAL FOREIGN COUNTRIES	—	—	—	—	—	17,15,780	—	—	—	—
Share of Bengal	—	—	—	—	—	29,50,710	—	—	—	—
" Bombay	—	—	—	—	—	19,44,700	—	—	—	—
" Sind	—	—	—	—	—	2,36,900	—	—	—	—
" Madras	—	—	—	—	—	4,06,610	—	—	—	—
" Burma	—	—	—	—	—	5,05,660	—	—	—	—
TOTAL	—	—	—	—	—	60,94,580	—	—	—	—
<i>Electrical machinery of all kinds, not including Instruments, apparatus, appliances, and parts thereof—</i>										
Control and Switch gear (III. J) (a)—										
United Kingdom	—	—	—	—	—	—	6,29,610	18,25,040	14,25,428	30,45,929
Other British Possessions	—	—	—	—	—	—	611
TOTAL BRITISH EMPIRE	—	—	—	—	—	—	6,29,660	18,25,040	14,25,428	30,46,540
Sweden	—	—	—	—	—	—	..	1,747	1,461	1,47,608
Denmark	—	—	—	—	—	—	15,553
Germany	—	—	—	—	—	—	3,527	84,188
Netherlands	—	—	—	—	—	—	55,557
Belgium	—	—	—	—	—	—	3,690	8,391
Switzerland	—	—	—	—	—	—	..	1,810	..	2,354
Italy	—	—	—	—	—	—	240	1,485
Japan	—	—	—	—	—	—	20,410
United States of America—										
Via Atlantic Coast	—	—	—	—	—	—	12,200	2,07,372	3,43,253	2,36,306
" Pacific "	—	—	—	—	—	—	..	2,258	..	420
TOTAL FOREIGN COUNTRIES	—	—	—	—	—	—	12,440	2,14,669	3,51,921	5,70,987
Share of Bengal	—	—	—	—	—	—	1,51,760	10,48,395	11,23,266	6,88,179
" Bombay	—	—	—	—	—	—	36,510	2,64,216	2,79,358	20,78,340
" Sind	—	—	—	—	—	—	1,17,440	1,36,643	7,036	2,62,438
" Madras	—	—	—	—	—	—	15,500	..	2,54,119	5,36,328
" Burma	—	—	—	—	—	—	3,20,540	90,455	1,13,670	62,144
TOTAL	—	—	—	—	—	—	6,42,010	15,39,700	17,77,349	36,17,527 ^(b)

*Subdivided into " Gas Engines," " Oil-Engines," " Steam Engines," and " Others" from 1921-22.
 (a) Separately recorded from 1920-21.
 (b) Duty was collected on Rs6,01,800 in 1923-24.

No. 13—continued

ARTICLES, AND COUNTRIES OF CONSIGNMENT: ALSO SHARE OF EACH PROVINCE	QUANTITY					VALUE				
	1919-20	1920-21	1921-22	1922-23	1923-24	1919-20	1920-21	1921-22	1922-23	1923-24
Machinery and Millwork— continued						R	R	R	R	R
<i>Electrical machinery of all kinds, not including Instru- ments, apparatus, appli- ances and parts thereof— contd.</i>										
Generators, Alternators, and Dynamics (III. J)—										
United Kingdom	—	—	—	—	—	18,91,730	21,95,010	68,73,958	84,02,123	20,52,542
Mesopotamia*	—	—	—	—	—	—	—	..	1,200	600
Ceylon	—	—	—	—	—	430	7,930	3,400	1,200	484
Straits Settlements (Includ- ing Labuan)	—	—	—	—	—	2,240	2,440	6,000
Hongkong	—	—	—	—	—	1,171	..
Other British Possessions	—	—	—	—	—	250	250	500	950	150
TOTAL BRITISH EMPIRE	—	—	—	—	—	18,94,660	22,06,640	68,77,858	84,06,644	20,59,770
Sweden	—	—	—	—	—	250	..	48,007	13,000	30,802
Norway	—	—	—	—	—	2,620
Germany	—	—	—	—	—	3,070	28,146	34,715
Netherlands	—	—	—	—	—	1,30,808	2,338	15,875
France	—	—	—	—	—	6,426	..	1,584
Switzerland	—	—	—	—	—	9,980	1,06,160	4,404
Yugoslavia	—	—	—	—	—	8,520	6,910	26,190	9,715	22,000
Austria	—	—	—	—	—	1,316
Hungary	—	—	—	—	—
Belgium	—	—	—	—	—	280	2,222
Denmark	—	—	—	—	—	6,980
United States of America—										
Atlantic Coast	—	—	—	—	—	5,98,460	22,07,120	8,87,826	3,22,173	8,44,564
Pacific	—	—	—	—	—	550	25,810	..	1,145	350
Other Foreign Countries	—	—	—	—	—	2,516
TOTAL FOREIGN COUNTRIES	—	—	—	—	—	6,27,640	22,99,000	11,03,643	5,73,277	9,60,022
<i>Province of Bengal</i>										
Bombay	—	—	—	—	—	8,89,110	31,06,870	52,68,892	20,22,065	12,91,131
Sind	—	—	—	—	—	10,75,050	3,86,960	17,48,725	8,19,661	16,62,706
Madras	—	—	—	—	—	21,620	1,03,210	1,62,875	1,05,572	1,14,735
Burma	—	—	—	—	—	8,17,720	2,32,970	5,80,766	6,29,552	5,47,508
TOTAL	—	—	—	—	—	3,18,890	1,76,830	2,40,243	4,03,171	3,03,720
TOTAL	—	—	—	—	—	25,22,290(a)	45,05,540(a)	79,81,501(a)	89,79,921	39,19,795(a)
(III. J)—										
United Kingdom	—	—	—	—	—	12,61,000	50,05,060	1,05,46,301	60,61,648	46,31,286
Mesopotamia*	—	—	—	—	—	1,200
Ceylon	—	—	—	—	—	250	280	1,309
Straits Settlements (Includ- ing Labuan)	—	—	—	—	—	..	660	137	..	5,886
Hongkong	—	—	—	—	—	1,854
Other British Possessions	—	—	—	—	—	6,960
India Colony	—	—	—	—	—	..	1,040	600
British India	—	—	—	—	—	3,510
Switzerland	—	—	—	—	—	1,367	..
French Commonwealth (Total)	—	—	—	—	—	3,510	1,367	..
Other British Possessions	—	—	—	—	—
TOTAL BRITISH EMPIRE	—	—	—	—	—	12,64,760	50,06,760	1,05,56,452	60,63,295	46,39,081
Denmark	—	—	—	—	—	..	80,470	2,38,556	1,43,167	4,49,027
Norway	—	—	—	—	—	..	33,770	5,725	1,133	..
Germany	—	—	—	—	—	..	8,630	285	20,513	38,050
France	—	—	—	—	—	..	4,540	53,882	3,11,336	2,08,825
Netherlands	—	—	—	—	—	4,815	33,910	52,184
Belgium	—	—	—	—	—	52,171	23,230
Denmark	—	—	—	—	—	950	5,470	13,606	8,045	1,145
Switzerland	—	—	—	—	—	3,80,063	10,685
France	—	—	—	—	—	4,840	29,040	41,373	34,008	41,337
Yugoslavia	—	—	—	—	—	5,140	165	..
Spain (exclusive of Hong- kong and Macao)	—	—	—	—	—	2,887
Spain	—	—	—	—	—	9,240	6,920	3,011	..	152

*Included in Turkey, Asiatic, prior to 1921-22.

(a) Duty was collected on 225,22,280 in 1919-20, on 444,86,230 in 1920-21, on 779,78,862 in 1921-22 and on 1,31,96,312 in 1923-24.

ARTICLES, AND COUNTRIES OF CONSIGNMENT; ALSO SHARE OF EACH PROVINCE	QUANTITY					VALUE				
	1919-20	1920-21	1921-22	1922-23	1923-24	1919-20	1920-21	1921-22	1922-23	1923-24
	R	R	R	R	R	R	R	R	R	R
Machinery and Millwork— <i>continued</i>										
<i>Electrical machinery of all kinds, not including Instruments, apparatus, appliances, and parts thereof—continued</i>										
Motors (III. J)—continued										
United States of America—										
<i>Via Atlantic Coast</i>	—	—	—	—	—	20,97,860	9,57,920	40,49,288	11,09,110	17,53,42
" <i>Pacific</i> "	—	—	—	—	—	55,940	4,200	..	2,626	10
TOTAL FOREIGN COUNTRIES	—	—	—	—	—	21,73,970	11,80,960	44,10,541	20,99,207	25,87,04
<i>Share of Bengal</i>	—	—	—	—	—	25,85,190	41,21,890	58,30,473	28,57,034	30,55,94
" <i>Bombay</i>	—	—	—	—	—	5,58,670	12,47,950	30,57,601	33,77,454	19,97,4
" <i>Sind</i>	—	—	—	—	—	39,160	1,23,160	4,08,617	67,390	82,42
" <i>Madras</i>	—	—	—	—	—	1,63,470	3,74,370	12,55,316	9,67,119	5,82,11
" <i>Burma</i>	—	—	—	—	—	99,150	2,70,360	14,14,986	8,90,505	14,98,05
TOTAL	—	—	—	—	—	34,38,730(a)	61,37,720(a)	1,49,66,993	81,59,502	72,26,12
Transformers (III. J)—										
United Kingdom	—	—	—	—	—	42,300	1,26,440	18,04,416	12,08,241	9,58,41
Sweden	—	—	—	—	—	..	570	100	160	8,9
Norway	—	—	—	—	—	..	12,040	..	1,941	9,0
Germany	—	—	—	—	—	72,089	7,5
France	—	—	—	—	—	4,755
Italy	—	—	—	—	—	12,735	11,3
United States of America—										
<i>Via Atlantic Coast</i>	—	—	—	—	—	1,68,760	2,95,220	2,94,702	8,03,814	5,42
" <i>Pacific</i> "	—	—	—	—	—	51,600
Other Foreign Countries	—	—	—	—	—	4
TOTAL FOREIGN COUNTRIES	—	—	—	—	—	2,18,360	3,07,830	2,99,557	8,90,728	6,80,1
<i>Share of Bengal</i>	—	—	—	—	—	22,710	3,750	9,81,585	4,60,842	4,18,4
" <i>Bombay</i>	—	—	—	—	—	..	93,290	2,63,111	6,53,595	7,74,0
" <i>Sind</i>	—	—	—	—	—	1,940	40,360	84,398	29,576	75,0
" <i>Madras</i>	—	—	—	—	—	66,700	9,980	71,975	4,26,897	94,5
" <i>Burma</i>	—	—	—	—	—	1,09,400	2,85,390	2,02,904	6,28,059	1,76,1
TOTAL	—	—	—	—	—	2,60,750	4,34,270	18,03,973	20,08,969	15,38,51
Turbo-generating sets (III. J) <i>(b)—</i>										
United Kingdom	—	—	—	—	—	—	8,69,870	12,11,717	13,93,173	8,00,5
Denmark	—	—	—	—	—	2,41
Germany	—	—	—	—	—	2,925	302	..
United States of America—										
<i>Via Atlantic Coast</i>	—	—	—	—	—	—	21,370	25,112	28,213	65,5
Other Foreign Countries	—	—	—	—	—	533	1,213	..
TOTAL FOREIGN COUNTRIES	—	—	—	—	—	—	21,370	28,590	29,728	3,11
<i>Share of Bengal</i>	—	—	—	—	—	—	6,27,870	3,99,627	11,57,332	6,09
" <i>Bombay</i>	—	—	—	—	—	36,018	1,55,252	4,89
" <i>Sind</i>	—	—	—	—	—	1
" <i>Madras</i>	—	—	—	—	—	10
" <i>Burma</i>	—	—	—	—	—	..	3,63,370	8,04,662	1,10,317	..
TOTAL	—	—	—	—	—	—	8,91,240	12,40,807	14,22,901	11,11
Others (III. J)—										
United Kingdom	—	—	—	—	—	24,44,340	60,78,700	83,11,504	64,50,930	89,84
Mesopotamia*	—	—	—	—	—	1,850	2,1
Ceylon	—	—	—	—	—	1,800	860	6,125	2,718	..
Straits Settlements (including Labuan)	—	—	—	—	—	3,975	..

* Included in Turkey, Asiatic, prior to 1921-22.
 (a) Duty was collected on R33,77,450 in 1919-20, on R59,31,000 in 1920-21 and on R70,46,098 in 1923-24.
 (b) Separately recorded from 1920-21.
 (c) Duty was collected on R16,29,514 in 1923-24.

No. 13—continued

ARTICLES, AND COUNTRIES OF CONSIGNMENT; ALSO SHARE OF EACH PROVINCE	QUANTITY					VALUE				
	1919-20	1920-21	1921-22	1922-23	1923-24	1919-20	1920-21	1921-22	1922-23	1923-24
Machinery and Millwork— continued						R	R	R	R	R
<i>Electrical machinery of all kinds, not including Instru- ments, apparatus, appli- ances and parts thereof— continued</i>										
Others (III J)—continued										
Canada—										
Via Atlantic Coast	—	—	—	—	—	..	2,030
Victoria	—	—	—	—	—	18,590
New South Wales	—	—	—	—	—	3,065	..	51,680
Australian Commonwealth (Total)	—	—	—	—	—	18,590	..	3,065	..	51,680
Other British possessions	—	—	—	—	—	250	600
TOTAL BRITISH EMPIRE	—	—	—	—	—	24,04,730	60,82,490	83,20,754	64,69,752	40,40,015
Sweden	—	—	—	—	—	120	12,610	5,277	8,839	10,945
Denmark	—	—	—	—	—	..	12,580	1,840	610	..
Germany	—	—	—	—	—	..	2,250	1,57,424	2,08,891	48,569
Netherlands	—	—	—	—	—	..	1,530	..	1,198	17,523
Belgium	—	—	—	—	—	..	1,230	1,05,158	18,606	13,803
France	—	—	—	—	—	..	18,200	70,817	1,51,027	6,146
Switzerland	—	—	—	—	—	1,13,750	..	4,855	3,07,902	17,256
Italy	—	—	—	—	—	39,660	60,040	8,03,858	1,96,482	34,801
Austria	—	—	—	—	—	2,587	..
Turkey, Asiatic	—	—	—	—	—
Persian Gulf	—	—	—	—	—	400	1,500
Persia	—	—	—	—	—	80	..
Japan	—	—	—	—	—	7,620	8,210	104	2,006	313
United States of America—										
Via Atlantic Coast	—	—	—	—	—	85,44,890	80,57,000	26,86,038	11,97,001	6,55,054
" Pacific "	—	—	—	—	—	18,870	16,930
TOTAL FOREIGN COUNTRIES	—	—	—	—	—	87,20,310	81,92,500	38,89,454	20,93,126	8,04,470
Share of Bengal	—	—	—	—	—	42,89,530	53,34,730	15,33,534	13,07,679	1,80,661
" Bombay	—	—	—	—	—	13,99,580	37,90,260	76,51,798	44,73,381	22,21,351
" Sind	—	—	—	—	—	19,870	40,120	8,23,407	3,34,943	69,940
" Madras	—	—	—	—	—	1,59,230	4,82,120	8,36,854	11,01,206	14,91,979
" Burma	—	—	—	—	—	3,36,830	6,27,760	8,14,625	3,35,169	8,80,054
TOTAL	—	—	—	—	—	61,85,040 (a)	92,74,950 (a)	1,16,60,208 (a)	85,52,878	48,44,485 (a)
<i>Total value of Electrical machinery of all kinds, not including Instruments, ap- paratus, appliances, and parts thereof—</i>										
United Kingdom	—	—	—	—	—	56,39,460	1,49,04,740	2,95,72,006	1,99,41,552	1,63,73,209
Mesopotamia*	—	—	—	—	—	1,200	3,050	2,620
Ceylon	—	—	—	—	—	2,480	8,760	9,525	4,218	2,817
Straits Settlements (including Labuan)	—	—	—	—	—	2,240	2,100	137	3,975	12,187
Hongkong	—	—	—	—	—	1,854	1,171	..
Natal	—	—	—	—	—	6,060	200	..
Kenya Colony	—	—	—	—	—	..	1,040	..	150	1,250
Canada—										
Via Atlantic Coast	—	—	—	—	—	..	2,930
Victoria	—	—	—	—	—	22,100	250
New South Wales	—	—	—	—	—	3,065	..	51,680
Queensland	—	—	—	—	—	1,367	..
Australian Commonwealth (Total)	—	—	—	—	—	22,100	250	3,065	1,367	51,680
Other British Possessions	—	—	—	—	—	250	..	500	850	850
TOTAL BRITISH EMPIRE	—	—	—	—	—	64,66,530	1,49,20,850	2,95,96,237	1,99,56,523	1,64,44,113
Sweden	—	—	—	—	—	370	93,650	2,93,687	1,66,728	6,47,668
Norway	—	—	—	—	—	2,620	45,810	5,725	3,074	9,674
Denmark	—	—	—	—	—	..	21,210	2,125	21,123	2,98,351

*Included in Turkey, Asiatic prior to 1921-22.

(a) Duty was collected on Rs1,42,000 in 1919-20, on Rs1,62,320 in 1920-21, on Rs1,16,86,898 in 1921-22 and on Rs47,16,553 in 1923-24.

ARTICLES, AND COUNTRIES OF CONSIGNMENT; ALSO SHARE OF EACH PROVINCE	QUANTITY					VALUE				
	1919-20	1920-21	1921-22	1922-23	1923-24	1919-20	1920-21	1921-22	1922-23	1923-24
						R	R	R	R	R
Machinery and Millwork— <i>continued</i>										
<i>Electrical machinery of all kinds, not including Instruments, apparatus, appliances and parts thereof—concluded</i>										
<i>Total value of Electrical machinery of all kinds, not including Instruments, apparatus, appliances, and parts thereof—continued</i>										
Germany	—	—	—	—	—	..	6,790	2,17,301	6,24,261	3,88,854
• Netherlands	—	—	—	—	—	..	1,530	1,35,623	37,418	1,41,224
Belgium	—	—	—	—	—	..	1,270	1,05,691	71,467	46,315
France	—	—	—	—	—	950	23,730	95,104	1,59,042	8,985
Switzerland	—	—	—	—	—	1,23,730	..	6,195	8,84,125	41,099
Italy	—	—	—	—	—	53,020	98,800	3,77,904	2,53,164	1,10,354
Austria	—	—	—	—	—	1,816	2,587	875
Hungary	—	—	—	—	—
Turkey, Asiatic	—	—	—	—	—
Persian Gulf	—	—	—	—	—	400	1,200	—	—	—
Persia	—	—	—	—	—	280	30	2,225
Java	—	—	—	—	—	5,140	165	984
China (exclusive of Hong-kong and Macao)	—	—	—	—	—	2,885
Japan	—	—	—	—	—	23,810	15,130	3,175	2,906	20,871
United States of America—	—	—	—	—	—
Vid Atlantic Coast	—	—	—	—	—	64,07,970	66,11,470	81,50,353	38,04,184	40,97,371
" Pacific "	—	—	—	—	—	1,21,970	46,950	2,255	3,771	451
Other Foreign Countries	—	—	—	—	—	939	701
TOTAL FOREIGN COUNTRIES	—	—	—	—	—	87,40,280	69,65,000	93,96,454	60,34,987	58,13,891
Share of Bengal	—	—	—	—	—	77,66,640	1,32,46,810	1,30,82,406	89,28,218	62,64,311
" Bombay	—	—	—	—	—	30,33,300	60,64,970	1,30,21,469	1,07,59,101	92,26,151
" Sind	—	—	—	—	—	75,580	4,24,780	26,16,040	5,44,517	6,06,061
" Madras	—	—	—	—	—	6,07,120	11,15,340	27,24,911	33,78,893	32,62,341
" Burma	—	—	—	—	—	9,34,270	20,43,950	35,61,875	23,80,791	29,10,131
TOTAL	—	—	—	—	—	1,24,06,810	2,18,85,350	3,80,92,691	2,59,91,520	2,22,58,001
Machinery, not being Prime-movers or Electrical machinery—										
<i>Aerated water making machinery (lit. J)—</i>										
United Kingdom	—	—	—	—	—	87,930	1,57,910	2,15,125	1,61,647	2,24,171
Mesopotamia*	—	—	—	—	—	65	8,961
Straits Settlements (including Labuan)	—	—	—	—	—	1,850	..
Natal	—	—	—	—	—	1,471
Other British Possessions	—	—	—	—	—	820	151
TOTAL BRITISH EMPIRE	—	—	—	—	—	88,750	1,57,910	2,15,125	1,63,062	2,34,765
Germany	—	—	—	—	—	10,490	13,029	5,581
Netherlands	—	—	—	—	—	2,199
Maskat Territory and Trucial Oman	—	—	—	—	—	1,820
United States of America—	—	—	—	—	—
Vid Atlantic Coast	—	—	—	—	—	440	3,250	..	5,406	23,291
Other Foreign Countries	—	—	—	—	—	..	250	934	75	..
TOTAL FOREIGN COUNTRIES	—	—	—	—	—	440	3,500	15,443	18,510	28,871
Share of Bengal	—	—	—	—	—	1,390	24,250	1,03,681	35,933	48,631
" Bombay	—	—	—	—	—	28,340	90,670	37,913	1,03,504	1,18,016
" Sind	—	—	—	—	—	2,680	37,890	12,839	8,067	15,784
" Madras	—	—	—	—	—	1,340	6,040	7,847	3,479	8,924
" Burma	—	—	—	—	—	4,540	3,560	68,287	30,529	72,071
TOTAL	—	—	—	—	—	39,190	1,61,410	2,30,568	1,81,572	2,63,637

* Included in Turkey, Asiatic, prior to 1921-22.

No. 13—continued

ARTICLES, AND COUNTRIES OF CONSIGNMENT; ALSO SHARE OF EACH PROVINCE	QUANTITY					VALUE				
	1919-20	1920-21	1921-22	1922-23	1923-24	1919-20	1920-21	1921-22	1922-23	1923-24
Machinery and Millwork— continued						R	R	R	R	R
<i>Machinery, not being Prime- movers or Electrical machi- nery—continued</i>										
Agricultural machinery—										
Agricultural tractors and parts (III. J) (a)—										
United Kingdom	—	—	—	—	—	—	—	—	55,743	84,184
Natal	—	—	—	—	—	—	—	—	10,433	10,433
Canada—										
<i>Via Atlantic Coast</i>	—	—	—	—	—	—	—	—	—	4,758
Other British Possessions	—	—	—	—	—	—	—	—	21	67
TOTAL BRITISH EMPIRE	—	—	—	—	—	—	—	—	66,197	99,442
Germany	—	—	—	—	—	—	—	—	10,800	..
Belgium	—	—	—	—	—	—	—	—	9,251	..
Italy	—	—	—	—	—	—	—	—	1,024	..
Java	—	—	—	—	—	—	—	—	..	1,200
Philippine Islands and Guam	—	—	—	—	—	—	—	—	20,497	17,297
United States of America—										
<i>Via Atlantic Coast</i>	—	—	—	—	—	—	—	—	2,04,674	1,72,094
" Pacific "	—	—	—	—	—	—	—	—	10,750	..
TOTAL FOREIGN COUNTRIES	—	—	—	—	—	—	—	—	2,06,506	1,91,491
Share of Bengal	—	—	—	—	—	—	—	—	73,320	22,060
" Bombay	—	—	—	—	—	—	—	—	1,07,885	1,43,622
" Sind	—	—	—	—	—	—	—	—	..	47,201
" Madras	—	—	—	—	—	—	—	—	41,792	57,434
" Burma	—	—	—	—	—	—	—	—	1,09,796	20,616
TOTAL	—	—	—	—	—	—	—	—	3,32,793(c)	2,90,933(e)
Ploughs and Parts (III. J) (b)—										
United Kingdom	—	—	—	—	—	—	—	—	—	67,330
Ceylon	—	—	—	—	—	—	—	—	—	7,405
TOTAL BRITISH EMPIRE	—	—	—	—	—	—	—	—	—	74,741
Germany	—	—	—	—	—	—	—	—	—	1,480
United States of America—										
<i>Via Atlantic Coast</i>	—	—	—	—	—	—	—	—	—	68,118
TOTAL FOREIGN COUNTRIES	—	—	—	—	—	—	—	—	—	69,598
Share of Bengal	—	—	—	—	—	—	—	—	—	245
" Bombay	—	—	—	—	—	—	—	—	—	71,377
" Sind	—	—	—	—	—	—	—	—	—	31,697
" Madras	—	—	—	—	—	—	—	—	—	31,020
TOTAL	—	—	—	—	—	—	—	—	—	1,34,339(e)
Other sorts (III. J) (a)—										
United Kingdom	—	—	—	—	—	—	—	—	1,17,044	1,15,541
Other British Possessions	—	—	—	—	—	—	—	—	1,1415	..
TOTAL BRITISH EMPIRE	—	—	—	—	—	—	—	—	1,19,069	1,15,541
Germany	—	—	—	—	—	—	—	—	36,380	4,795
Philippine Islands and Guam	—	—	—	—	—	—	—	—	2,008	..
United States of America—										
<i>Via Atlantic Coast</i>	—	—	—	—	—	—	—	—	81,844	22,327
Other Foreign Countries	—	—	—	—	—	—	—	—	1,345	..
TOTAL FOREIGN COUNTRIES	—	—	—	—	—	—	—	—	71,637	27,122
Share of Bengal	—	—	—	—	—	—	—	—	35,096	20,886
" Bombay	—	—	—	—	—	—	—	—	19,778	36,316
" Sind	—	—	—	—	—	—	—	—	66,029	80,113
" Madras	—	—	—	—	—	—	—	—	67,047	4,804
" Burma	—	—	—	—	—	—	—	—	1,716	526
TOTAL	—	—	—	—	—	—	—	—	1,90,696(d)	1,42,663(d)

(a) Separately recorded from 1922-23.

(b) 1923-24

(c) Duty was collected on R2,27,069 in 1922-23 and on R72,003 in 1923-24.

(d) " " " R52,158 in 1922-23 and on R34,892 in 1923-24.

(e) " " " R357 in 1923-24.

ARTICLES, AND COUNTRIES OF CONSIGNMENT; ALSO SHARE OF EACH PROVINCE	QUANTITY					VALUE				
	1919-20	1920-21	1921-22	1922-23	1923-24	1919-20	1920-21	1921-22	1922-23	1923-24
						R	R	R	R	R
Machinery and Millwork— <i>continued</i>										
<i>Machinery, not being Prime-movers or Electrical machinery—continued</i>										
<i>Agricultural machinery—contd.</i>										
Total value of Agricultural machinery—										
United Kingdom	—	—	—	—	—	1,32,730	9,95,990	8,27,654	1,73,387	2,07,061
Ceylon	—	—	—	—	—	250	40	7,405
Natal	—	—	—	—	—	10,433	10,433
Canada—										
<i>Via Atlantic Coast</i>	—	—	—	—	—	..	70,860	23,125	..	4,758
Victoria	—	—	—	—	—	..	19,230
<i>Australian Commonwealth (Total)</i>	—	—	—	—	—	..	19,230
Other British Possessions	—	—	—	—	—	1,390	67
TOTAL BRITISH EMPIRE	—	—	—	—	—	1,32,730	10,86,080	3,51,029	1,85,256	2,80,724
Germany	—	—	—	—	—	13,455	47,180	6,275
Netherlands	—	—	—	—	—	..	1,100	1,620	460	..
Belgium	—	—	—	—	—	9,251	..
France	—	—	—	—	—	..	11,360	..	885	..
Italy	—	—	—	—	—	6,110	82,170	16,053	1,624	..
Turkey, European	—	—	—	—	—	..	24,140
Java	—	—	—	—	—	1,200
Philippine Islands and Guam	—	—	—	—	—	31,565	17,297
United States of America—										
<i>Via Atlantic Coast</i>	—	—	—	—	—	2,53,820	17,16,910	6,75,875	3,36,518	2,53,439
" Pacific "	—	—	—	—	—	..	110	..	10,750	..
Other Foreign Countries	—	—	—	—	—	..	110
TOTAL FOREIGN COUNTRIES	—	—	—	—	—	2,59,980	18,35,900	7,07,003	3,38,233	2,75,211
<i>Share of Bengal</i>	—	—	—	—	—	93,180	9,64,220	4,63,593	1,09,416	43,191
" Bombay	—	—	—	—	—	1,64,180	6,42,670	3,15,124	1,27,663	2,51,314
" Sind	—	—	—	—	—	11,310	1,34,550	90,471	66,929	1,59,011
" Madras	—	—	—	—	—	1,00,290	4,32,700	1,33,499	1,03,839	93,256
" Burma	—	—	—	—	—	18,320	6,97,340	50,345	1,11,542	21,161
TOTAL	—	—	—	—	—	3,92,660(a)	29,21,980(a)	10,58,032(a)	5,23,489	5,07,935
Boilers (III. J)—										
United Kingdom	—	—	—	—	—	34,22,570	1,54,55,230	2,43,15,209	1,19,02,489	94,45,431
Aden and Dependencies	—	—	—	—	—	18,200
Mesopotamia*	—	—	—	—	—	90
Ceylon	—	—	—	—	—	5,820	2,700	3,437	728	10
Straits Settlements (including Labuan).	—	—	—	—	—	7,840	557	..
TOTAL BRITISH EMPIRE	—	—	—	—	—	34,36,230	1,54,58,020	2,43,31,846	1,19,03,774	94,46,43
Sweden	—	—	—	—	—	..	61,400
Germany	—	—	—	—	—	26,022	3,13,566	34,69
Netherlands	—	—	—	—	—	16,020	48,714	14,97
Belgium	—	—	—	—	—	1,14,517	1,42,276	2,48,04
France	—	—	—	—	—	8,015	55,069	..
Czechoslovakia	—	—	—	—	—	1,068	975	1,20
Japan	—	—	—	—	—	4,000	..
United States of America—										
<i>Via Atlantic Coast</i>	—	—	—	—	—	17,07,580	3,41,940	10,44,407	46,062	1,17,61
" Pacific "	—	—	—	—	—	300	18,370
TOTAL FOREIGN COUNTRIES	—	—	—	—	—	17,07,880	4,16,110	12,10,049	6,15,092	4,17,38

(a) Duty was collected on Rs. 92,120 in 1919-20, on Rs. 26,14,900 in 1920-21 and on Rs. 40,617 in 1921-22.

No. 13—continued

ARTICLES, AND COUNTRIES OF CONSIGNMENT; ALSO SHARE OF EACH PROVINCE	QUANTITY					VALUE				
	1910-20	1920-21	1921-22	1922-23	1923-24	1910-20	1920-21	1921-22	1922-23	1923-24
						R	R	R	R	R
Machinery and Millwork— continued										
<i>Machinery, not being Prime- movers or Electrical machi- nery—continued</i>										
<i>Boilers (III. J)—continued</i>										
<i>Share of Bengal</i>	—	—	—	—	—	35,45,880	78,61,670	1,30,61,539	61,18,408	42,78,046
" <i>Bombay</i>	—	—	—	—	—	6,40,060	47,35,320	88,91,798	43,07,896	39,95,948
" <i>Sind</i>	—	—	—	—	—	1,20,070	6,74,830	14,28,180	1,93,571	2,12,260
" <i>Madras</i>	—	—	—	—	—	3,21,370	6,40,400	9,58,694	5,29,914	5,48,661
" <i>Burma</i>	—	—	—	—	—	5,16,290	20,61,910	18,11,744	12,69,647	5,28,711
TOTAL	—	—	—	—	—	61,44,110(=)	1,58,74,130(α)	2,55,41,806(α)	1,24,19,436	98,03,026(α)
<i>Root and shoe manufacturing machinery (III. J) (b)—</i>										
United Kingdom	—	—	—	—	—	—	1,85,980	1,09,025	18,014	80,311
Germany	—	—	—	—	—	—	28,262	414
Austria	—	—	—	—	—	—	..	1,482	..	230
Hungary	—	—	—	—	—	—
United States of America—										
<i>W Atlantic Coast</i>	—	—	—	—	—	—	2,79,700	54,843	553	1,865
" <i>Pacific</i>	—	—	—	—	—	—	222	..
TOTAL FOREIGN COUNTRIES	—	—	—	—	—	—	2,79,700	56,325	29,037	2,509
<i>Share of Bengal</i>	—	—	—	—	—	—	1,31,840	1,24,641	3,384	35,063
" <i>Bombay</i>	—	—	—	—	—	—	3,29,470	98,345	8,400	44,133
" <i>Sind</i>	—	—	—	—	—	—	180
" <i>Madras</i>	—	—	—	—	—	—	1,280	2,704	..	274
" <i>Burma</i>	—	—	—	—	—	—	30,267	3,295
TOTAL	—	—	—	—	—	—	4,65,770	2,25,950	42,051	82,820
<i>Leather tanning and curing machinery (III. J) (b)—</i>										
United Kingdom	—	—	—	—	—	—	4,87,090	3,57,482	8,10,683	47,923
Germany	—	—	—	—	—	—	..	91,085	11,977	9,283
United States of America—										
<i>W Atlantic Coast</i>	—	—	—	—	—	—	8,34,690	1,96,143	50,477	4,072
TOTAL FOREIGN COUNTRIES	—	—	—	—	—	—	8,34,690	2,27,178	42,451	13,355
<i>Share of Bengal</i>	—	—	—	—	—	—	7,46,720	4,90,554	3,40,459	37,498
" <i>Bombay</i>	—	—	—	—	—	—	45,410	44,881	5,220	6,055
" <i>Sind</i>	—	—	—	—	—	—	200	673
" <i>Madras</i>	—	—	—	—	—	—	30,050	48,552	13,153	12,788
" <i>Burma</i>	—	—	—	—	—	—	3,289	4,942
TOTAL	—	—	—	—	—	—	8,22,380	5,84,600	3,62,137	61,283
<i>Machine tools (III. J) (b)—</i>										
United Kingdom	—	—	—	—	—	—	1,05,75,080	55,08,082	—	—
Ceylon	—	—	—	—	—	—	1,400	1,912	—	—
Hongkong	—	—	—	—	—	—	..	1,000	—	—
Other British Possessions	—	—	—	—	—	—	510	1,273	—	—
TOTAL BRITISH EMPIRE.	—	—	—	—	—	—	1,05,77,890	55,12,267	—	—

(α) Duty was collected on Rs. 56,230 in 1919-20, on Rs. 40,83,120 in 1920-21, on Rs. 2,54,88,748 in 1921-22 and on Rs. 2,89,146 in 1923-24.
 (β) Separately recorded in 1920-21 and 1921-22. Included in "Metal working machinery" from 1922-23.

ARTICLES, AND COUNTRIES OF CONSIGNMENT, ALSO SHARE OF EACH PROVINCE	QUANTITY					VALUE				
	1919-20	1920-21	1921-22	1922-23	1923-24	1919-20	1920-21	1921-22	1922-23	1923-24
Machinery and Millwork— <i>continued</i> Machinery, not being Prime-movers or Electrical machinery—continued						R	R	R	R	R
Machine tools (III. J) (a)—continued										
Sweden	—	—	—	—	—	—	89,900	14,206	—	—
Norway	—	—	—	—	—	—	12,420	..	—	—
Denmark	—	—	—	—	—	—	19,000	2,60,426	—	—
Germany	—	—	—	—	—	—	63,140	47,902	—	—
Netherlands	—	—	—	—	—	—	21,860	20,682	—	—
Belgium	—	—	—	—	—	—	1,860	33,364	—	—
France	—	—	—	—	—	—	31,660	28,006	—	—
Switzerland	—	—	—	—	—	—	9,900	..	—	—
Italy	—	—	—	—	—	—	20,360	87,717	—	—
Austria	—	—	—	—	—	—	—	982	—	—
Hungary	—	—	—	—	—	—	—	..	—	—
Japan	—	—	—	—	—	—	85,070	8,844	—	—
United States of America— Via Atlantic Coast	—	—	—	—	—	—	25,28,360	21,87,471	—	—
„ Pacific „	—	—	—	—	—	—	3,62,320	8,08,260	—	—
TOTAL FOREIGN COUNTRIES	—	—	—	—	—	—	32,45,990	28,97,920	—	—
Share of Bengal	—	—	—	—	—	—	71,93,700	64,10,446	—	—
„ Bombay	—	—	—	—	—	—	62,00,660	19,10,076	—	—
„ Sind	—	—	—	—	—	—	2,340	11,664	—	—
„ Madras	—	—	—	—	—	—	6,980	60,301	—	—
„ Burma	—	—	—	—	—	—	14,20,200	10,27,710	—	—
TOTAL	—	—	—	—	—	—	1,38,23,380 (b)	84,10,187	—	—
Metal working machinery (including machine tools) (III. J) (d)—										
United Kingdom	—	—	—	—	—	5,51,270	11,09,570	30,86,291	50,87,932	39,70,908
Mesopotamia*	—	—	—	—	—	—	—	..	5,891	..
Straits Settlements (including Labuan)	—	—	—	—	—	1,000	..	2,568	..	450
Natal	—	—	—	—	—	4,707
Other British Possessions	—	—	—	—	—	100	354	929
TOTAL BRITISH EMPIRE	—	—	—	—	—	5,52,270	11,09,570	30,93,666	50,94,177	39,72,287
Sweden	—	—	—	—	—	2,680	1,470	2,915	1,885	35,052
Denmark	—	—	—	—	—	8,090	..	11,369
Germany	—	—	—	—	—	..	2,560	1,41,188	2,02,823	2,21,600
Netherlands	—	—	—	—	—	2,242	..	24,717
Belgium	—	—	—	—	—	2,698	73,128
France	—	—	—	—	—	7,272	7,331
Switzerland	—	—	—	—	—	..	6,400	..	184	..
Italy	—	—	—	—	—	23,638	12,053	232
Austria	—	—	—	—	—	14,129	4,027	4,652
Hungary	—	—	—	—	—
Czechoslovakia	—	—	—	—	—	195
China (exclusive of Hong-kong and Macao)	—	—	—	—	—	1,584	..
Japan	—	—	—	—	—	90,140	..	8,640	10,139	15,495
United States of America— Via Atlantic Coast	—	—	—	—	—	1,78,870	4,44,560	7,43,328	4,71,852	8,26,014
„ Pacific „	—	—	—	—	—	21,630	30	2,220
TOTAL FOREIGN COUNTRIES	—	—	—	—	—	2,93,320	4,54,010	9,44,770	7,18,927	12,22,005
Share of Bengal	—	—	—	—	—	23,310	3,50,610	4,80,875	25,06,646	14,04,481
„ Bombay	—	—	—	—	—	6,05,660	..	18,06,348	23,64,663	27,16,086
„ Sind	—	—	—	—	—	72,410	6,61,660	3,66,429	1,46,293	2,34,104
„ Madras	—	—	—	—	—	62,770	1,24,010	3,62,471	6,51,276	4,96,206
„ Burma	—	—	—	—	—	81,410	5,17,360	5,33,313	1,39,096	3,43,415
TOTAL	—	—	—	—	—	8,46,590 (c)	16,53,580	40,38,436 (c)	68,08,174	51,94,292 (c)
Iron machinery— Coal (III. J)—										
United Kingdom	—	—	—	—	—	36,080	6,20,320	14,04,097	11,10,250	7,99,700
Netherlands	—	—	—	—	—	216
Belgium	—	—	—	—	—	17,859
United States of America— Via Atlantic Coast	—	—	—	—	—	51,390	3,02,010	4,01,981	6,91,971	5,12,674
TOTAL FOREIGN COUNTRIES	—	—	—	—	—	51,890	3,02,010	4,79,556	6,91,971	5,12,674

* Included in Turkey, Asiatic, prior to 1921-22.
 (a) Separately recorded in 1920-21 and 1921-22. Included in "Metal working machinery" from 1922-23.
 (b) Duty was collected on Rs. 37,04,880 in 1920-21.
 (c) " " " " on Rs. 37,520 in 1919-20, on Rs. 40,29,281 in 1921-22 and on Rs. 84,037 in 1923-24.
 (d) Includes "Machine tools" in 1920-21 and 1921-22.

No. 13—continued

ARTICLES, AND COUNTRIES OF CONSIGNMENT; ALSO SHARE OF EACH PROVINCE	QUANTITY					VALUE				
	1919-20	1920-21	1921-22	1922-23	1923-24	1919-20	1920-21	1921-22	1922-23	1923-24
Machinery and Millwork —continued						R	R	R	R	R
<i>Machinery, not being Prime- movers or Electrical machi- nery—continued</i>										
<i>Mining machinery—continued</i>										
<i>Coal (III. J)—continued</i>										
<i>Share of Bengal . . .</i>	—	—	—	—	—	1,47,470	7,59,600	18,72,403	16,85,524	12,50,523
<i>„ „ Bombay . . .</i>	—	—	—	—	—	..	1,61,570	11,250	94,600	..
<i>„ „ Sind . . .</i>	—	—	—	—	—	..	1,160
<i>„ „ Madras . . .</i>	—	—	—	—	—	61,861
<i>„ „ Burma . . .</i>	—	—	—	—	—	12,007	..
TOTAL	—	—	—	—	—	1,47,470	9,22,380	18,83,653	17,92,221	13,12,374(a)
Other sorts (III. J)—										
<i>United Kingdom . . .</i>	—	—	—	—	—	3,74,400	4,99,610	12,18,608	9,22,574	61,92,003
<i>Ceylon . . .</i>	—	—	—	—	—	23,117
<i>Straits Settlements (Includ- ing Labuan) . . .</i>	—	—	—	—	—	4,090	9,740	3,707	..	520
<i>Victoria . . .</i>	—	—	—	—	—	4,520	5,360
<i>Australian Commonwealth (Total) . . .</i>	—	—	—	—	—	4,520	5,360
TOTAL BRITISH EMPIRE	—	—	—	—	—	3,83,100	5,14,710	12,50,522	9,22,574	61,93,423
<i>Sweden . . .</i>	—	—	—	—	—	975
<i>Germany . . .</i>	—	—	—	—	—	3,000	5,500	74,438
<i>Italy . . .</i>	—	—	—	—	—	9,534
<i>Java . . .</i>	—	—	—	—	—	25,192
<i>United States of America— Via Atlantic Coast . . .</i>	—	—	—	—	—	9,00,820	12,79,520	30,78,684	12,42,577	31,04,740
<i>„ „ Pacific „ . . .</i>	—	—	—	—	—	1,20,070	2,59,620	4,40,232	69,242	93,565
TOTAL FOREIGN COUNTRIES	—	—	—	—	—	10,26,890	15,39,140	41,56,642	13,17,319	32,73,718
<i>Share of Bengal . . .</i>	—	—	—	—	—	1,35,950	2,67,760	4,41,648	10,994	54,958
<i>„ „ Bombay . . .</i>	—	—	—	—	—	15,070	7,160	1,16,799	35,842	73,898
<i>„ „ Sind . . .</i>	—	—	—	—	—	4,20,631	4,65,085	9,78,108
<i>„ „ Madras . . .</i>	—	—	—	—	—	1,64,950	2,02,660	4,90,764	3,11,838	4,41,894
<i>„ „ Burma . . .</i>	—	—	—	—	—	10,93,350	15,76,350	39,38,322	14,16,134	79,19,183
TOTAL	—	—	—	—	—	14,09,900	20,63,850	54,07,164	22,39,898	94,67,141
Total Mining machinery—										
<i>United Kingdom . . .</i>	—	—	—	—	—	4,70,570	11,10,980	29,22,705	20,22,824	69,92,608
<i>Ceylon . . .</i>	—	—	—	—	—	23,117
<i>Straits Settlements (Includ- ing Labuan) . . .</i>	—	—	—	—	—	4,090	9,740	3,707	..	520
<i>Victoria . . .</i>	—	—	—	—	—	4,520	5,360
<i>Australian Commonwealth (Total) . . .</i>	—	—	—	—	—	4,520	5,360
TOTAL BRITISH EMPIRE	—	—	—	—	—	4,79,180	11,35,030	29,54,619	20,22,824	69,93,123
<i>Sweden . . .</i>	—	—	—	—	—	975
<i>Germany . . .</i>	—	—	—	—	—	3,000	5,500	74,438
<i>Netherlands . . .</i>	—	—	—	—	—	216
<i>Belgium . . .</i>	—	—	—	—	—	17,359
<i>Italy . . .</i>	—	—	—	—	—	9,534
<i>Java . . .</i>	—	—	—	—	—	25,192
<i>United States of America— Via Atlantic Coast . . .</i>	—	—	—	—	—	9,52,210	15,81,590	41,40,665	10,34,548	36,17,414
<i>„ „ Pacific „ . . .</i>	—	—	—	—	—	1,26,070	2,59,620	4,40,232	69,242	93,565
TOTAL FOREIGN COUNTRIES	—	—	—	—	—	10,78,280	18,41,150	46,36,198	20,00,290	37,86,892
<i>Share of Bengal . . .</i>	—	—	—	—	—	2,82,460	10,27,300	23,14,651	16,96,516	13,04,581
<i>„ „ Bombay . . .</i>	—	—	—	—	—	15,070	1,63,730	1,27,049	1,30,442	73,898
<i>„ „ Sind . . .</i>	—	—	—	—	—	..	1,160	4,20,631	4,65,085	9,78,108
<i>„ „ Madras . . .</i>	—	—	—	—	—	1,64,950	2,02,660	4,90,764	3,11,838	5,03,745
<i>„ „ Burma . . .</i>	—	—	—	—	—	10,93,350	15,76,390	39,38,322	14,28,231	79,19,183
TOTAL	—	—	—	—	—	15,57,460	29,78,180	72,90,817	40,32,114	1,07,79,515

(a) Duty was collected on Rs13,03,761 in 1923-24.

ARTICLES, AND COUNTRIES OF CONSIGNMENT; ALSO SHARE OF EACH PROVINCE	QUANTITY					VALUE				
	1919-20	1920-21	1921-22	1922-23	1923-24	1919-20	1920-21	1921-22	1922-23	1923-24
						R	R	R	R	R
Machinery and Millwork—										
<i>continued</i>										
Oil crushing and refining machinery (III. J)—										
<i>Machinery, not being Prime-movers or Electrical machinery—continued</i>										
United Kingdom	—	—	—	—	—	1,01,090	4,64,350	23,88,166	5,88,723	22,02,670
Ceylon	—	—	—	—	—	68,600	23,560	7,018
Victoria	—	—	—	—	—	4,278
Australian Commonwealth (Total)	—	—	—	—	—	4,278
TOTAL BRITISH EMPIRE	—	—	—	—	—	1,59,500	4,88,410	23,99,461	5,88,723	22,02,670
Germany	—	—	—	—	—	8,28,908	2,302	1,85,622
Netherlands	—	—	—	—	—	8,560	86,310	28,187	85,925	29,344
Java	—	—	—	—	—	5,016
United States of America—Via Atlantic Coast	—	—	—	—	—	9,89,800	1,99,840	7,77,658	4,56,977	14,10,002
" Pacific "	—	—	—	—	—	50,640	210	3,92,720	1,612	1,098
TOTAL FOREIGN COUNTRIES	—	—	—	—	—	10,49,000	2,80,300	20,27,509	4,90,816	16,40,681
<i>Shares of Bengal</i>	—	—	—	—	—	2,59,120	1,22,190	24,27,408	9,04,126	31,22,757
" Bombay	—	—	—	—	—	19,750	2,23,280	6,95,025	96,890	1,24,191
" Sind	—	—	—	—	—	8,550	1,67,450	1,68,838	40,075	1,14,354
" Madras	—	—	—	—	—	8,43,250	33,950	1,83,456	6,216	4,205
" Burma	—	—	—	—	—	77,920	2,37,900	9,52,243	38,233	4,77,844
TOTAL	—	—	—	—	—	12,08,590	7,74,170	44,26,970	10,85,529	38,43,351(b)
Paper mill machinery (III. J)—										
United Kingdom	—	—	—	—	—	5,99,840	12,76,500	31,05,209	6,13,033	5,11,800
Sweden	—	—	—	—	—	5,820	9,55,720
Germany	—	—	—	—	—	..	3,210	17,700	6,67,590	27,177
Belgium	—	—	—	—	—	..	360	47,590
France	—	—	—	—	—	6,780	5,520
Switzerland	—	—	—	—	—	12,167
Austria	—	—	—	—	—	1,376
Hungary	—	—	—	—	—
Japan	—	—	—	—	—	1,90,830	8,39,420	1,14,705
United States of America—Via Atlantic Coast	—	—	—	—	—	1,74,400	1,10,110	1,50,069	1,18,852	16,643
Other Foreign Countries	—	—	—	—	—	..	420	..	338	..
TOTAL FOREIGN COUNTRIES	—	—	—	—	—	8,77,020	19,14,760	2,82,474	7,86,580	1,04,953
<i>Shares of Bengal</i>	—	—	—	—	—	7,66,370	12,61,440	20,37,054	10,14,010	4,51,189
" Bombay	—	—	—	—	—	26,470	39,350	69,019	8,886	27,295
" Madras	—	—	—	—	—	..	2,470	1,21,731	3,71,500	1,37,769
" Burma	—	—	—	—	—	1,84,920	18,93,000	11,59,879	5,217	..
TOTAL	—	—	—	—	—	9,77,760	31,91,260	33,87,683	13,99,613	6,16,253
Refrigerating machinery (III. J)—										
United Kingdom	—	—	—	—	—	1,28,630	10,56,220	11,03,767	3,92,970	4,66,977
Mesopotamia*	—	—	—	—	—	2,760	..
Straits Settlements (including Labuan)	—	—	—	—	—	260	..
Mauritius and Dependencies	—	—	—	—	—	10,355
TOTAL BRITISH EMPIRE	—	—	—	—	—	1,23,630	10,56,220	11,14,122	3,95,980	4,66,977
Sweden	—	—	—	—	—	..	4,500	1,710	..	1,254
Norway	—	—	—	—	—	2,172
Denmark	—	—	—	—	—	5,794
Germany	—	—	—	—	—	3,770	44,995	17,600
Belgium	—	—	—	—	—	28,517
France	—	—	—	—	—	..	17,860	225	..	5,309
Italy	—	—	—	—	—	3,466	..
Turkey, Asiatic Persian Gulf	—	—	—	—	—	..	8,160
United States of America—Via Atlantic Coast	—	—	—	—	—	59,520	11,68,230	4,05,388	3,71,258	4,09,020
Other Foreign Countries	—	—	—	—	—	80	20	150
TOTAL FOREIGN COUNTRIES	—	—	—	—	—	59,600	11,98,770	4,45,404	4,19,710	4,35,411
<i>Shares of Bengal</i>	—	—	—	—	—	61,030	4,13,200	3,54,723	1,68,087	2,01,090
" Bombay	—	—	—	—	—	27,580	8,40,140	3,15,746	4,04,883	2,90,237
" Sind	—	—	—	—	—	16,030	8,89,500	7,83,720	1,12,827	1,56,101
" Madras	—	—	—	—	—	31,430	9,150	8,680	18,375	..
" Burma	—	—	—	—	—	46,810	1,03,000	96,758	1,21,627	2,54,960
TOTAL	—	—	—	—	—	1,83,180	22,54,990	15,59,520(a)	8,15,699	9,92,368

* Included in Turkey, Asiatic, prior to 192-22.
(a) Duty was collected on Rs. 2,5,676
(b) Duty was collected on Rs. 42,078 R

No. 13—continued

ARTICLES, AND COUNTRIES OF CONSIGNMENT; ALSO SHARE OF EACH PROVINCE	QUANTITY					VALUE				
	1919-20	1920-21	1921-22	1922-23	1923-24	1919-20	1920-21	1921-22	1922-23	1923-24
Machinery and Millwork <i>—continued</i>										
<i>Machinery, not being Prime- movers or Electrical machinery—continued</i>										
Rice and flour mill machinery (III. J)—										
United Kingdom	—	—	—	—	—	7,10,450	80,71,550	46,16,020	22,51,000	9,34,023
Aden and Dependencies	—	—	—	—	—	1,000
Ceylon	—	—	—	—	—	..	21,250	13,700	1,022	..
Victoria Australian Commonwealth (Total)	—	—	—	—	—	1,480
Other British Possessions	—	—	—	—	—	..	210	562
TOTAL BRITISH EMPIRE	—	—	—	—	—	7,21,930	80,92,000	46,30,288	22,52,082	9,34,023
Sweden	—	—	—	—	—	..	10,120	..	1,253	4,705
Denmark	—	—	—	—	—	2,443	..
Germany	—	—	—	—	—	..	11,35,090	8,41,822	16,44,111	6,81,824
Netherlands	—	—	—	—	—	..	45,930
Belgium	—	—	—	—	—	..	5,62,270	2,48,910	1,02,857	70,075
France	—	—	—	—	—	780	..	1,00,850	1,902	2,435
Spain	—	—	—	—	—	2,065	980	..
Switzerland	—	—	—	—	—	1,98,640	1,84,550	95,337	9,324	13,738
Italy	—	—	—	—	—	2,130	015	1,048
Persia	—	—	—	—	—	200
Indo-China (including Cochin- China, Cambodia, Annam, Tonkin and French leased territories in China)	—	—	—	—	—	1,200
Siam	—	—	—	—	—	..	2,600	82
China (exclusive of Hong- kong and Macao)	—	—	—	—	—	7,917
Japan	—	—	—	—	—	1,485
United States of America—										
<i>Via Atlantic Coast</i>	—	—	—	—	—	2,54,030	5,14,080	4,95,313	2,54,325	5,15,993
" Pacific "	—	—	—	—	—	3,950
TOTAL FOREIGN COUNTRIES	—	—	—	—	—	4,60,720	24,55,330	17,02,707	20,17,811	12,09,352
<i>Share of Bengal</i>	—	—	—	—	—	1,70,740	12,13,750	10,54,538	1,61,635	3,61,105
" Bombay	—	—	—	—	—	6,01,420	12,39,940	12,10,357	6,34,350	3,72,427
" Sind	—	—	—	—	—	27,710	8,64,700	17,62,598	3,79,640	5,23,983
" Madras	—	—	—	—	—	1,84,250	2,29,140	2,76,541	1,81,554	2,88,187
" Burma	—	—	—	—	—	1,98,530	19,50,760	21,19,066	31,12,714	6,04,673
TOTAL	—	—	—	—	—	11,82,650	65,48,320(a)	64,23,085(a)	42,69,893(a)	21,43,375
Saw mill and wood working machinery (III. J)—										
United Kingdom	—	—	—	—	—	4,48,800	14,96,940	25,09,339	6,51,686	8,12,386
Mesopotamia*	—	—	—	—	—	8,900
Other British Possessions	—	—	—	—	—	..	660	720
TOTAL BRITISH EMPIRE	—	—	—	—	—	4,48,800	14,97,600	25,09,339	6,51,686	8,18,906
Sweden	—	—	—	—	—	7,590	700	..
Germany	—	—	—	—	—	..	23,600	12,507	19,320	45,775
Netherlands	—	—	—	—	—	1,721	..
Belgium	—	—	—	—	—	700	1,755	5,523
France	—	—	—	—	—	112	5,968
Italy	—	—	—	—	—	..	1,000
Austria	—	—	—	—	—	2,287	..
Hungary	—	—	—	—	—
Siam	—	—	—	—	—	..	1,510
China (exclusive of Hong- kong and Macao)	—	—	—	—	—	..	1,420	1,993
Japan	—	—	—	—	—	17,510	2,168
United States of America—										
<i>Via Atlantic Coast</i>	—	—	—	—	—	1,67,830	2,60,540	2,98,768	2,05,097	1,58,400
" Pacific "	—	—	—	—	—	1,22,400	88,830	2,765	1,498	..
Other Foreign Countries	—	—	—	—	—	150	900	..
TOTAL FOREIGN COUNTRIES	—	—	—	—	—	3,15,830	3,27,140	3,17,063	2,94,290	2,17,932
<i>Share of Bengal</i>	—	—	—	—	—	3,83,990	8,26,910	7,67,670	2,08,430	1,96,551
" Bombay	—	—	—	—	—	1,41,580	1,13,760	6,78,400	2,17,979	2,23,542
" Sind	—	—	—	—	—	18,450	2,40,000	2,02,187	49,893	41,613
" Madras	—	—	—	—	—	9,970	35,410	3,77,720	2,19,673	1,08,312
" Burma	—	—	—	—	—	2,70,140	8,07,650	9,00,425	2,80,001	4,67,820
TOTAL	—	—	—	—	—	7,64,130(b)	18,24,740	29,16,402	9,75,975	10,34,838(b)

* Included in Turkey, Asiatic, prior to 1921-22.

(a) Duty was collected on 2,55,46,950 in 1920-21, on 31,64,21,997 in 1921-22 and on 44,42,252 in 1922-23.

(b) " " " " 37,63,550 in 1919-20 and on 41,05,515 in 1923-24.

No. 13—continued

ARTICLES, AND COUNTRIES OF CONSIGNMENT; ALSO SHARE OF EACH PROVINCE	QUANTITY					VALUE				
	1919-20	1920-21	1921-22	1922-23	1923-24	1919-20	1920-21	1921-22	1922-23	1923-24
Machinery and Millwork —continued <i>Machinery, not being Primemovers, or Electrical machinery—continued</i> Sewing and knitting machines and parts thereof—										
Sewing and knitting machines (III. J)—	No.	No.	No.	No.	No.					
United Kingdom	45,590	57,170	17,295	39,502	41,857	34,08,110	50,58,470	16,07,658	37,45,038	42,01,285
Ceylon	1,849	59	26	16	21	1,48,850	3,940	2,366	2,206	1,378
Straits Settlements (including Labuan)	120	103	59	41	17	5,430	5,420	3,546	1,830	1,265
Hongkong	2	33	19	280	2,590	645
Natal	15	3	5	1	12	1,060	350	406	75	953
Zanzibar and Pemba	1	63	25	..	14	50	5,300	1,875	..	1,254
Canada—										
Via Atlantic Coast	6	110	1,240
Other British Possessions	8	6	18	7	7	400	300	948	600	340
TOTAL BRITISH EMPIRE	47,594	57,437	17,453	39,567	41,928	35,64,150	50,76,570	17,08,770	37,49,809	42,06,475
Sweden	5	12	..	13	10	240	850	..	1,009	1,019
Germany	..	2,215	5,935	5,206	6,145	..	1,88,260	4,60,889	3,68,248	4,76,661
Netherlands	..	306	183	54	21,030	21,703	5,997	..
France	..	751	3	4	5	..	62,350	419	509	2,750
Switzerland	13	53	18	6,010	23,393	7,383
Austria	3	13	320	1,370	..
Hungary
Java	1	101	..	1	3	50	2,700	..	150	424
Philippine Islands and Guam	28	..	2	..	1	1,510	..	80	..	77
Japan	163	473	39	195	18	20,800	15,900	7,490	4,153	1,097
Madagascar	..	141	72	1	4	..	11,250	4,320	25	445
United States of America—										
Via Atlantic Coast	1,089	1,517	139	935	238	1,32,110	1,45,010	72,623	52,675	41,716
“ Pacific “	2	2	90	190
Other Foreign Countries	..	9	8	8	15	..	520	572	592	801
TOTAL FOREIGN COUNTRIES	1,288	6,527	6,892	6,483	6,457	1,54,300	4,49,080	5,74,426	4,58,121	5,32,433
Share of Bengal	10,451	3,113	2,794	3,717	7,513	8,97,400	3,07,620	4,84,337	3,59,194	6,89,060
“ Bombay	10,771	13,342	3,394	3,747	12,934	9,01,060	13,35,740	2,46,328	9,35,048	13,45,468
“ Sind	23,443	26,287	14,553	14,954	16,303	15,82,360	13,70,440	13,00,704	11,74,689	14,73,019
“ Madras	1,335	4,519	1,023	2,199	3,678	1,44,230	4,70,570	1,05,623	2,33,103	4,01,055
“ Burma	2,382	10,703	1,576	10,433	7,957	1,93,440	9,91,300	1,45,304	10,05,896	3,30,313
TOTAL	48,882	62,064	23,845	46,050	48,385	37,18,490	55,25,650	22,83,196	42,07,930(a)	47,38,908(a)
Parts of sewing and knitting machines and accessories (III. J)—										
United Kingdom	13,16,020	11,27,480	5,39,579	8,34,022	5,43,875
Ceylon	2,010	303	605
Other British Possessions	32
TOTAL BRITISH EMPIRE	18,18,030	11,27,480	5,39,579	8,34,325	5,44,512
Germany	12,950	42,097	60,909	1,09,724
Netherlands	100	238	52	5,020
China (exclusive of Hongkong and Macao)	3,395
Japan	5,520	5,800	1,570	11,221	1,861
United States of America—										
Via Atlantic Coast	4,21,740	1,39,970	4,709	21,669	7,207
“ Pacific “	48
Other Foreign Countries	80	..	427	207
TOTAL FOREIGN COUNTRIES	4,27,260	1,52,650	48,554	1,03,278	1,27,558
Share of Bengal	3,82,390	3,24,600	2,02,763	1,42,193	91,910
“ Bombay	2,37,300	5,64,990	2,37,189	1,41,716	2,12,315
“ Sind	2,88,360	1,44,960	33,215	3,66,114	1,22,993
“ Madras	2,05,210	1,45,920	70,624	1,31,395	1,13,270
“ Burma	6,02,030	1,00,820	44,342	1,56,165	1,31,582
TOTAL	17,46,290	12,80,180	5,88,133	9,37,003	6,72,070

(a) Duty was collected on R42,07,710 in 1922-23 and on R47,37,245 in 1923-24.

No. 18—continued

ARTICLES, AND COUNTRIES OF CONSIGNMENT; ALSO SHARE OF EACH PROVINCE	QUANTITY					VALUE				
	1919-20	1920-21	1921-22	1922-23	1923-24	1919-20	1920-21	1921-22	1922-23	1923-24
Machinery and Millwork— continued						R	R	R	R	R
<i>Machinery, not being Prime- movers or Electrical machi- nery—continued</i>										
Sugar machinery (III. J)—										
United Kingdom	—	—	—	—	—	2,84,170	14,78,040	85,02,645	10,04,467	12,22,348
Ceylon	—	—	—	—	—	1,46,390	2,42,320
TOTAL BRITISH EMPIRE	—	—	—	—	—	4,30,560	17,20,360	85,02,645	10,04,467	12,22,348
Germany	—	—	—	—	—	1,653	40,691	2,994
Belgium	—	—	—	—	—	350	32,730	2,91,592	6,52,770	4,562
Java	—	—	—	—	—	500
United States of America— <i>Via Atlantic Coast</i>	—	—	—	—	—	1,130	1,620	50,008	30,716	48,291
TOTAL FOREIGN COUNTRIES	—	—	—	—	—	1,980	34,350	8,48,251	6,24,136	55,837
<i>Share of Bengal</i>	—	—	—	—	—	3,74,760	14,27,550	48,09,867	11,20,182	11,22,183
" <i>Bombay</i>	—	—	—	—	—	1,130	68,370	91,551	4,70,057	1,17,160
" <i>Sind</i>	—	—	—	—	—	970	3,160	372	3,252	13,379
" <i>Madras</i>	—	—	—	—	—	55,660	2,59,240	1,36,620	94,059	24,931
" <i>Burma</i>	—	—	—	—	—	36,07,480	1,103	632
TOTAL	—	—	—	—	—	4,82,540	17,56,310	88,48,896(a)	16,88,653(a)	12,78,185(a)
Tea machinery (III. J)—										
United Kingdom	—	—	—	—	—	21,42,650	37,96,590	24,70,001	26,27,515	38,10,484
Ceylon	—	—	—	—	—	91,770	1,10,050	2,14,212	51,285	1,02,840
TOTAL BRITISH EMPIRE	—	—	—	—	—	22,34,420	39,07,640	26,84,213	26,78,800	39,13,324
Germany	—	—	—	—	—	609
United States of America— <i>Via Atlantic Coast</i>	—	—	—	—	—	..	3,160	712
" <i>Pacific</i>	—	—	—	—	—	1,788	418	..
TOTAL FOREIGN COUNTRIES	—	—	—	—	—	..	3,160	1,788	418	1,321
<i>Share of Bengal</i>	—	—	—	—	—	20,31,110	33,94,540	21,23,053	22,71,538	33,07,183
" <i>Bombay</i>	—	—	—	—	—	100	..	7,584
" <i>Madras</i>	—	—	—	—	—	2,03,310	5,16,200	5,62,348	3,07,630	5,39,878
TOTAL	—	—	—	—	—	22,34,420	39,10,740	26,86,001	25,79,218	39,14,646
Textile machinery—										
Cotton—										
Cotton Bleaching and Dyeing machinery (III. J) (b)—										
United Kingdom	—	—	—	—	—	—	4,69,110	17,28,465	7,47,608	6,53,676
Germany	—	—	—	—	—	5,98,171	65,288
Netherlands	—	—	—	—	—	5,740	4,011	..
United States of America— <i>Via Atlantic Coast</i>	—	—	—	—	—	..	73,010	61,186	45,437	1,10,835
TOTAL FOREIGN COUNTRIES	—	—	—	—	—	..	78,010	66,926	6,47,619	1,76,123
<i>Share of Bengal</i>	—	—	—	—	—	25,492	..	5,000
" <i>Bombay</i>	—	—	—	—	—	..	4,39,640	14,18,866	10,98,782	6,01,372
" <i>Madras</i>	—	—	—	—	—	..	1,02,480	3,51,064	2,96,445	2,23,421
TOTAL	—	—	—	—	—	..	5,42,120(c)	17,06,411(c)	13,05,227	8,20,709
Cotton Printing machinery (III. J) (b)—										
United Kingdom	—	—	—	—	—	..	20,690	16,066	25,956	5,627
<i>Share of Bengal</i>	—	—	—	—	—
" <i>Bombay</i>	—	—	—	—	—	..	23,190	1,665	23,760	..
" <i>Madras</i>	—	—	—	—	—	..	5,110	14,601
TOTAL	—	—	—	—	—	..	1,350	..	2,208	5,627
TOTAL	—	—	—	—	—	..	20,690(d)	16,066	25,956	5,627

(a) Duty was collected on Rs8,43,403 in 1921-22, on Rs16,74,410 in 1922-23, and on Rs12,39,764 in 1923-24.

(b) Separately recorded from 1920-21.

(c) Duty was collected on Rs2,64,680 in 1920-21 and on Rs17,35,218 in 1921-22.

(d) Duty was collected on Rs23,100 in 1920-21.

ARTICLES, AND COUNTRIES OF CONSIGNMENT; ALSO SHARE OF EACH PROVINCE	QUANTITY					VALUE				
	1919-20	1920-21	1921-22	1922-23	1923-24	1919-20	1920-21	1921-22	1922-23	1923-24
						R	R	R	R	R
Machinery and Millwork—continued										
<i>Machinery, not being Prime-movers or Electrical machinery—continued</i>										
<i>Textile machinery—continued</i>										
<i>Cotton—continued</i>										
Cotton Spinning machinery (III. J) (a)—										
United Kingdom	—	—	—	—	—	—	1,40,04,370	4,61,44,104	6,42,05,629	3,88,24,606
Ceylon	—	—	—	—	—	—	200	2,075	1,385	959
TOTAL BRITISH EMPIRE	—	—	—	—	—	—	1,40,04,570	4,61,46,179	6,42,07,014	3,88,25,565
Sweden	—	—	—	—	—	—	2,070	4,645	..	3,766
Germany	—	—	—	—	—	—	..	3,89,253	3,19,030	1,84,535
Netherlands	—	—	—	—	—	—	4,220	..	460	6,958
Belgium	—	—	—	—	—	—	1,150	12,994	3,95,735	11,307
France	—	—	—	—	—	—	2,190	1,255	..	4,185
Italy	—	—	—	—	—	—	3,420	14,402
Austria	—	—	—	—	—	—	1,980
Hungary	—	—	—	—	—	—
Czechoslovakia	—	—	—	—	—	—	1,413	..
Japan	—	—	—	—	—	—	1,20,470	55,459	63,027	25,884
United States of America—										
<i>Via Atlantic Coast</i>	—	—	—	—	—	—	60,410	1,66,979	1,68,439	6,41,041
Other Foreign Countries	—	—	—	—	—	—	..	550	..	592
TOTAL FOREIGN COUNTRIES	—	—	—	—	—	—	1,83,930	6,81,035	9,47,093	8,94,710
Share of Bengal	—	—	—	—	—	—	19,52,850	61,90,412	62,57,374	33,62,967
" Bombay	—	—	—	—	—	—	1,12,82,630	3,63,60,438	5,13,97,868	3,17,69,876
" Sind	—	—	—	—	—	—	..	34	4,567	..
" Madras	—	—	—	—	—	—	18,63,020	43,26,310	74,77,893	46,43,000
" Burma	—	—	—	—	—	—	16,411	44,522
TOTAL	—	—	—	—	—	—	1,50,88,500(b)	4,67,77,214(b)	6,51,64,107	3,97,20,365
Cotton Weaving machinery (III. J) (a)—										
United Kingdom	—	—	—	—	—	—	1,42,27,420	2,21,63,884	1,39,06,399	1,10,26,153
Ceylon	—	—	—	—	—	—	1,755
Other British Possessions	—	—	—	—	—	—	830	590
TOTAL BRITISH EMPIRE	—	—	—	—	—	—	1,42,28,250	2,21,64,474	1,39,06,399	1,10,27,908
Germany	—	—	—	—	—	—	3,830	12,877	31,475	21,412
Netherlands	—	—	—	—	—	—	5,270	4,675	7,286	1,655
Belgium	—	—	—	—	—	—	4,070	1,075
France	—	—	—	—	—	—	..	5,724	1,761	1,702
Switzerland	—	—	—	—	—	—	3,930	4,423	570	..
Italy	—	—	—	—	—	—	3,560	1,365	2,442	9,554
China (exclusive of Hong-kong and Macao)	—	—	—	—	—	—	300	..
Japan	—	—	—	—	—	—	6,870	12,921	4,235	6,639
United States of America—										
<i>Via Atlantic Coast</i>	—	—	—	—	—	—	7,92,040	3,99,641	656	862
" Pacific "	—	—	—	—	—	—	..	19,809
TOTAL FOREIGN COUNTRIES	—	—	—	—	—	—	8,18,510	4,61,425	48,724	41,899
Share of Bengal	—	—	—	—	—	—	19,56,280	20,41,667	10,14,917	11,52,614
" Bombay	—	—	—	—	—	—	1,18,06,210	1,84,34,622	1,02,83,320	82,44,027
" Sind	—	—	—	—	—	—	..	280	562	..
" Madras	—	—	—	—	—	—	12,81,250	21,49,430	26,90,691	16,63,320
" Burma	—	—	—	—	—	—	3,020	..	23,613	9,846
TOTAL	—	—	—	—	—	—	1,50,46,760(c)	2,26,26,899(c)	1,39,55,123	1,10,69,907

(a) Separately recorded from 1920-21.
 (b) Duty was collected on Rs. 81,760 in 1920-21 and on Rs. 61,448 in 1921-22.
 (c) Duty was collected on Rs. 45,40,170 in 1920-21 and on Rs. 24,81, 616 in 1921-22.

No. 13—continued

ARTICLES, AND COUNTRIES OF ORIGIN; ALSO PROVINCE OF EACH PROVINCE	QUANTITY					VALUE				
	1919-20	1920-21	1921-22	1922-23	1923-24	1919-20	1920-21	1921-22	1922-23	1923-24
Machinery and Millwork—continued						R	R	R	R	R
<i>Machinery, not being Prime-movers or Electrical machinery—continued</i>										
<i>Other machinery—continued</i>										
<i>Iron, other sorts (III. J)(a)</i>										
United Kingdom	—	—	—	—	—	—	58,33,170	60,05,489	41,70,880	43,39,891
Ceylon	—	—	—	—	—	—	180	..
Hongkong	—	—	—	—	—	—	400
TOTAL BRITISH EMPIRE	—	—	—	—	—	—	58,33,570	60,05,489	41,70,600	43,39,891
Germany	—	—	—	—	—	—	2,380	1,08,695	65,036	23,801
Netherlands	—	—	—	—	—	—	3,484	..
Belgium	—	—	—	—	—	—	2,060	..	7,525	3,658
Switzerland	—	—	—	—	—	—	3,169	..
Japan	—	—	—	—	—	—	28,810	..	30,411	200
United States of America— Via Atlantic Coast	—	—	—	—	—	—	1,64,210	94,434	89,691	21,725
Other Foreign Countries	—	—	—	—	—	—	370	..	391	..
TOTAL FOREIGN COUNTRIES	—	—	—	—	—	—	1,97,370	1,18,129	1,99,708	49,370
<i>Share of Bengal</i>	—	—	—	—	—	—	3,49,740	2,18,882	2,42,945	84,116
.. Bombay	—	—	—	—	—	—	51,11,240	52,67,943	31,69,016	40,46,289
.. Sind	—	—	—	—	—	—	1,26,130	1,02,481	17,767	1,03,731
.. Madras	—	—	—	—	—	—	1,39,440	6,57,719	2,13,834	1,31,995
.. Burma	—	—	—	—	—	—	3,04,890	66,593	7,27,016	23,139
TOTAL	—	—	—	—	—	—	60,81,440(b)	62,08,668(b)	48,70,208	43,80,270
Total Cotton machinery—										
United Kingdom	—	—	—	—	—	1,21,56,130	3,54,63,760	7,60,57,978	8,30,55,972	5,48,50,048
Ceylon	—	—	—	—	—	1,680	200	2,665	1,565	2,714
Other British Possessions	—	—	—	—	—	..	1,280
TOTAL BRITISH EMPIRE	—	—	—	—	—	1,21,57,810	3,54,65,190	7,60,60,643	8,30,57,537	5,48,52,767
Sweden	—	—	—	—	—	1,970	2,070	4,545	..	8,766
Germany	—	—	—	—	—	..	6,210	6,05,825	10,12,712	2,96,036
Netherlands	—	—	—	—	—	..	9,490	10,415	15,281	8,618
Belgium	—	—	—	—	7,220	12,994	4,03,260	16,095
France	—	—	—	—	—	560	2,190	6,979	2,163	5,887
Switzerland	—	—	—	—	—	60,960	3,980	4,423	3,739	592
Italy	—	—	—	—	—	..	6,020	1,355	2,442	22,956
Austria	—	—	—	—	—	1,980
Hungary	—	—	—	—	—
Czechoslovakia	—	—	—	—	—	—	—	..	1,412	..
Japan	—	—	—	—	—	1,40,460	1,55,190	68,880	97,073	32,728
United States of America— Via Atlantic Coast	—	—	—	—	—	7,03,990	10,70,070	7,22,240	3,04,222	..
.. Pacific	—	—	—	—	—	10,520	..	19,809	..	7,74,403
Other Foreign Countries	—	—	—	—	—	..	370	550	300	..
TOTAL FOREIGN COUNTRIES	—	—	—	—	—	9,19,460	12,73,320	18,67,516	18,48,144	11,62,111
<i>Share of Bengal</i>	—	—	—	—	—	17,43,470	42,82,060	31,86,296	75,78,936	46,04,703
.. Bombay	—	—	—	—	—	98,76,310	2,86,44,630	6,07,78,002	6,59,48,930	4,46,61,564
.. Sind	—	—	—	—	—	22,770	1,26,130	3,45,130	22,906	1,03,731
.. Madras	—	—	—	—	—	14,27,160	33,77,660	70,18,777	1,05,80,769	65,67,363
.. Burma	—	—	—	—	—	6,670	3,07,910	91,954	7,69,040	77,607
TOTAL	—	—	—	—	—	1,30,76,270(c)	3,67,38,510	7,64,18,168	8,49,00,681	5,00,14,868

(a) Separately recorded from 1920-21.

(b) Duty was collected on R42,52,600 in 1920-21 and on R61,98,208 in 1921-23.

(c) Duty was collected on R21,32,300 in 1919-20.

ARTICLES, AND COUNTRIES OF CONSIGNMENT: ALSO SHARE OF EACH PROVINCE	QUANTITY					VALUE				
	1919-20	1920-21	1921-22	1922-23	1923-24	1919-20	1920-21	1921-22	1922-23	1923-24
Machinery and Millwork —continued						R	R	R	R	R
<i>Machinery, not being Prime-movers or Electrical machinery—continued</i>										
<i>Textile machinery—continued</i>										
<i>Jute (III. J)—</i>										
United Kingdom	—	—	—	—	—	1,36,32,430	2,68,63,980	4,10,76,211	1,73,56,021	1,33,02,86
Other British Possessions	—	—	—	—	—	814	1,305	..
TOTAL BRITISH EMPIRE	—	—	—	—	—	1,36,32,430	2,68,63,980	4,10,77,025	1,73,56,416	1,33,02,86
Sweden	—	—	—	—	—	31,125	..	8,89
Norway	—	—	—	—	—	2,263
Germany	—	—	—	—	—	61,057	21,898	5,28
Netherlands	—	—	—	—	—	..	6,300	..	24,965	..
Belgium	—	—	—	—	—	41,031	905	..
France	—	—	—	—	—	808
Japan	—	—	—	—	—	89,280	21,520	4,135
United States of America— Via Atlantic Coast	—	—	—	—	—	10,55,300	8,75,510	19,97,954	5,04,005	3,72,30
TOTAL FOREIGN COUNTRIES	—	—	—	—	—	11,44,560	9,03,330	21,37,873	5,51,833	3,86,50
<i>Share of Bengal</i>	—	—	—	—	—	1,47,57,470	2,60,57,640	4,25,78,147	1,70,35,480	1,30,99,60
.. <i>Bombay</i>	—	—	—	—	—	..	2,350	1,300	1,010	2,60
.. <i>Madras</i>	—	—	—	—	—	19,520	17,07,120	6,35,451	8,71,759	5,87,10
TOTAL	—	—	—	—	—	1,47,76,990	2,77,67,310	4,32,14,898	1,79,08,249	1,36,89,40
<i>Shuttles (excluding those for sewing machines) (III. J)—</i>										
United Kingdom	—	—	—	—	—	7,63,250	14,08,280	16,50,647	9,01,321	8,97,70
Ceylon	—	—	—	—	—	1,040	..
TOTAL BRITISH EMPIRE	—	—	—	—	—	7,63,250	14,08,280	16,50,647	9,02,361	8,97,70
Germany	—	—	—	—	—	128	1,30
Italy	—	—	—	—	—	865	905	6,40
Japan	—	—	—	—	—	1,58,210	21,970	40,040	44,197	6,80
United States of America— Via Atlantic Coast	—	—	—	—	—	..	870	10,740	4,490	3,20
TOTAL FOREIGN COUNTRIES	—	—	—	—	—	1,58,210	22,340	51,645	49,780	17,90
<i>Share of Bengal</i>	—	—	—	—	—	48,020	89,700	2,39,373	80,767	1,37,30
.. <i>Bombay</i>	—	—	—	—	—	8,65,310	13,40,500	14,57,834	8,67,834	7,70,70
.. <i>Sind</i>	—	—	—	—	—	3,060
.. <i>Madras</i>	—	—	—	—	—	5,070	..	4,950	2,990	7,60
.. <i>Burma</i>	—	—	—	—	—	335	550	..
TOTAL	—	—	—	—	—	9,21,460	14,30,600 (a)	17,02,292	9,52,141	9,15,70
<i>Wool machinery (III. J) (b)—</i>										
United Kingdom	—	—	—	—	—	—	—	—	27,73,122	10,86,80
Switzerland	—	—	—	—	—	—	—	—	..	10
United States of America— Via Atlantic Coast	—	—	—	—	—	—	—	—	2,910	5,30
TOTAL FOREIGN COUNTRIES	—	—	—	—	—	—	—	—	2,910	6,40
<i>Share of Bengal</i>	—	—	—	—	—	—	—	—	1,41,184	77,70
.. <i>Bombay</i>	—	—	—	—	—	—	—	—	23,17,363	3,62,50
.. <i>Sind</i>	—	—	—	—	—	—	—	—	1,26,171	3,71,70
.. <i>Madras</i>	—	—	—	—	—	—	—	—	1,91,314	2,30,80
TOTAL	—	—	—	—	—	—	—	—	27,70,032	10,92,30

(a) Duty was collected on Rs 2,250 in 1920-21.
 (b) Separately recorded from 1922-23.

No. 13—continued

ARTICLES, AND COUNTRIES OF CONSIGNMENT; ALSO SHARE OF EACH PROVINCE	QUANTITY					VALUE				
	1919-20	1920-21	1921-22	1922-23	1923-24	1919-20	1920-21	1921-22	1922-23	1923-24
Machinery and Millwork —continued						R	R	R	R	R
<i>Machinery, not being Prime-movers or Electrical machinery—continued</i>										
Textile machinery—continued										
Other sorts (III. J)—										
United Kingdom	—	—	—	—	—	4,63,300	12,69,720	67,75,205	2,28,912	2,16,406
Ceylon	—	—	—	—	—	..	5,320
British West India Islands .	—	—	—	—	—	448	..
TOTAL BRITISH EMPIRE	—	—	—	—	—	4,68,300	12,75,040	67,75,205	2,29,360	2,16,406
Germany	—	—	—	—	—	..	1,290	8,909	5,865	22,214
France	—	—	—	—	—	815
Switzerland	—	—	—	—	—	4,439	950	..
Italy	—	—	—	—	—	4,075	22,902
Turkey, European	—	—	—	—	—	..	2,070
Japan	—	—	—	—	—	12,291	708	..
United States of America— Via Atlantic Coast	—	—	—	—	—	9,260	60,460	62,283	670	7,940
TOTAL FOREIGN COUNTRIES	—	—	—	—	—	9,260	64,720	88,737	12,278	53,056
Share of Bengal	—	—	—	—	—	1,46,540	5,05,960	4,71,559	41,177	90,681
„ Bombay	—	—	—	—	—	1,06,540	3,57,970	56,69,136	1,57,026	34,087
„ Sind	—	—	—	—	—	1,74,880	3,19,960	3,90,873	..	12,666
„ Madras	—	—	—	—	—	44,500	1,65,870	3,05,945	36,121	1,32,028
„ Burma	—	—	—	—	—	20,599	7,314	..
TOTAL	—	—	—	—	—	4,72,560	13,39,760(a)	68,63,942	2,41,638(a)	2,69,462
Total Textile Machinery—										
United Kingdom	—	—	—	—	—	2,70,15,110	6,50,05,720	12,45,60,041	10,43,14,348	7,03,53,944
Ceylon	—	—	—	—	—	1,680	5,520	2,665	2,005	2,714
Other British Possessions . .	—	—	—	—	—	..	1,330	814	1,843	..
TOTAL BRITISH EMPIRE	—	—	—	—	—	2,70,16,790	6,50,12,470	12,45,63,520	10,48,18,790	7,03,56,658
Sweden	—	—	—	—	—	1,970	2,070	85,670	..	12,656
Norway	—	—	—	—	—	2,268
Germany	—	—	—	—	—	..	7,500	5,77,791	10,40,603	3,23,925
Netherlands	—	—	—	—	—	..	15,790	10,415	40,196	8,613
Belgium	—	—	—	—	—	..	7,280	54,025	4,04,165	16,095
France	—	—	—	—	—	560	2,190	8,102	2,163	5,887
Switzerland	—	—	—	—	—	60,980	3,980	8,862	4,580	740
Italy	—	—	—	—	—	..	6,920	2,220	7,482	52,357
Austria	—	—	—	—	—	1,980
Hungary	—	—	—	—	—
Czechoslovakia	—	—	—	—	—	..	2,970	..	1,412	..
Turkey, European	—	—	—	—	—
Japan	—	—	—	—	—	3,87,930	1,98,680	1,24,846	1,42,579	39,523
United States of America— Via Atlantic Coast	—	—	—	—	—	17,04,550	20,16,010	27,93,217	8,10,366	11,63,389
„ Pacific „	—	—	—	—	—	10,520	..	19,800
Other Foreign Countries . . .	—	—	—	—	—	..	370	550	300	..
TOTAL FOREIGN COUNTRIES	—	—	—	—	—	22,30,490	22,63,710	36,35,770	24,59,945	16,25,165
Share of Bengal	—	—	—	—	—	1,66,95,500	3,09,35,360	5,14,75,404	2,48,77,594	1,80,10,052
„ Bombay	—	—	—	—	—	1,08,48,260	3,03,46,240	6,79,06,072	6,92,92,213	4,58,31,605
„ Sind	—	—	—	—	—	2,00,710	4,46,990	7,35,808	1,49,077	4,88,133
„ Madras	—	—	—	—	—	14,96,240	32,49,570	79,63,183	1,16,82,933	75,74,526
„ Burma	—	—	—	—	—	6,570	3,07,510	1,18,888	7,76,904	77,507
TOTAL	—	—	—	—	—	2,92,47,280	6,72,76,180	12,81,99,290	10,67,78,741	7,19,81,829

(a) Duty was collected on R1,91,410 in 1920-21 and on R2,41,190 in 1922-23.

ARTICLES, AND COUNTRIES OF CONSIGNMENT, ALSO SHARE OF EACH PROVINCE	QUANTITY					VALUE				
	1919-20	1920-21	1921-22	1922-23	1923-24	1919-20	1920-21	1921-22	1922-23	1923-24
Machinery and Millwork <i>- continued</i>						R	R	R	R	R
<i>Machinery, not being Prime-movers or Electrical machinery—continued</i>										
Typewriters—										
Typewriters (III. J)—	No.	No.	No.	No.	No.					
United Kingdom	959	2,410	678	296	384	95,980	2,16,770	1,39,274	74,110	71,801
Aden and Dependencies	7	8	3	3	..	1,020	600	515	400	..
Mesopotamia*	—	—	5	6	3	—	—	1,120	615	400
Ceylon	16	45	60	2	43	2,290	7,160	14,027	362	4,972
Hongkong	45	1	2	7,460	800	510
Canada—										
<i>Via Atlantic Coast</i>	33	..	12	6,840	..	1,700
<i>" Pacific "</i>	17	2,600
Western Australia	1	300	..
South Australia (including Northern Territory)	1	270	..
Victoria	6	..	2	8,310	..	60	..
<i>Australian Commonwealth (Total)</i>	6	..	4	3,310	..	630	..
Other British Possessions	12	7	11	4	5	1,290	780	1,625	767	682
TOTAL BRITISH EMPIRE	1,089	2,471	769	316	437	1,17,480	2,28,570	1,58,261	77,184	78,232
Germany	181	45	280	436	..	31,580	8,574	47,506	68,232
Netherlands	6	7	1,137	1,225	..
France	30	3	..	12	..	2,780	622	..	2,052
Italy	1	1	1	6	1	200	380	360	1,375	200
Turkey, Asiatic	—	—	2	—	—	450
<i>Persian Gulf</i>	5	2	—	—	—	1,110	300	—	—	—
Persia	8	4	3	1	2	1,320	670	810	147	352
Japan	7	..	5	3	1	2,620	..	905	335	75
United States of America—										
<i>Via Atlantic Coast</i>	10,268	14,035	6,503	4,255	6,060	16,59,880	33,17,110	18,73,708	8,27,433	13,24,850
<i>" Pacific "</i>	176	103	25	296	67	28,290	50,250	6,728	35,164	10,081
Other Foreign Countries	5	1	4	10	3	780	300	650	1,557	1,082
TOTAL FOREIGN COUNTRIES	10,470	14,417	6,595	4,787	7,493	16,94,200	34,04,570	18,93,494	9,14,745	14,17,363
<i>Share of Bengal</i>	5,041	7,327	3,128	2,069	3,091	8,20,600	14,45,850	6,69,499	3,98,044	6,79,664
<i>" Bombay "</i>	4,312	6,295	2,470	1,501	2,554	6,77,380	13,95,810	6,42,028	2,86,927	4,82,423
<i>" Sind "</i>	551	1,262	425	409	542	76,310	3,07,010	66,369	84,628	1,02,631
<i>" Madras "</i>	1,194	1,393	745	670	1,062	1,68,850	2,98,710	1,50,696	1,30,660	1,75,133
<i>" Burma "</i>	461	711	390	454	741	68,540	1,56,710	1,32,665	91,670	1,55,558
TOTAL	11,559	16,888	7,364	5,103	7,930	18,11,680(a)	36,33,140	15,51,755	9,91,929(a)	14,95,599(a)
Parts and accessories (III. J)—										
United Kingdom	—	—	—	—	—	65,690	99,390	65,395	62,962	53,632
Ceylon	—	—	—	—	—	2,110	3,732	..
Other British Possessions	—	—	—	—	—	300	..	100
TOTAL BRITISH EMPIRE	—	—	—	—	—	65,990	99,390	67,605	66,694	53,632
Germany	—	—	—	—	—	..	70	2,708	8,510	3,746
Switzerland	—	—	—	—	—	8	830	4,628
Italy	—	—	—	—	—	250	450	..	4,122	145
United States of America—										
<i>Via Atlantic Coast</i>	—	—	—	—	—	2,15,590	2,55,490	1,46,100	1,10,080	1,18,719
<i>" Pacific "</i>	—	—	—	—	—	1,650	310
Other Foreign Countries	—	—	—	—	—	..	340	100	770	1,633
TOTAL FOREIGN COUNTRIES	—	—	—	—	—	2,17,490	2,56,160	1,48,976	1,19,318	1,28,771

* Included in Turkey, Asiatic prior to 1921-22.
(a) Duty was collected on Rs 11,680 in 1919-20, on Rs 89,563 in 1922-23 and on Rs 14,93,469 in 1923-24.

No. 13—continued

ARTICLES, AND COUNTRIES OF CONSIGNMENT; ALSO SHARE OF EACH PROVINCE	QUANTITY					VALUE				
	1919-20	1920-21	1921-22	1922-23	1923-24	1919-20	1920-21	1921-22	1922-23	1923-24
Machinery and Millwork —continued						R	R	R	R	R
<i>Machinery, not being Prime-movers or Electrical machinery—continued</i>										
Typewriters—continued										
Parts and accessories (III. J) —continued										
Share of Bengal	—	—	—	—	—	2,09,930	1,84,760	1,24,219	1,22,054	1,09,412
„ Bombay	—	—	—	—	—	37,870	1,29,480	53,917	14,238	38,106
„ Sind	—	—	—	—	—	8,500	4,250	3,990	1,281	3,176
„ Madras	—	—	—	—	—	20,910	28,880	31,824	27,796	15,927
„ Burma	—	—	—	—	—	6,120	8,530	12,631	10,643	15,722
TOTAL	—	—	—	—	—	2,83,380	3,56,050	2,10,581	1,76,012	1,82,403
Other sorts of machinery (excluding printing machinery) (III. J)—										
United Kingdom	—	—	—	—	—	70,01,890	2,51,85,240	4,11,10,409	2,53,66,705	2,11,48,823
Mesopotamia*	—	—	—	—	—	—	—	1,915	80	2,058
Ceylon	—	—	—	—	—	1,06,500	95,000	69,532	60,867	46,018
Straits Settlements (including Labuan)	—	—	—	—	—	46,970	41,480	1,578	40,403	56,247
Hongkong	—	—	—	—	—	11,430	784	..
Egypt †	—	—	—	—	—	124	13,517	..
Natal	—	—	—	—	—	600	..	1,05,275	40,900	993
Zanzibar and Pemba	—	—	—	—	—	11,500	2,000
Canada—										
Via Atlantic Coast	—	—	—	—	—	..	92,210	..	2,069	..
„ Pacific „	—	—	—	—	—	244
Western Australia	—	—	—	—	—	20,718	..
South Australia (including Northern Territory)	—	—	—	—	—	..	14,840	..	850	..
Victoria	—	—	—	—	—	40,560	750	80,618	14,676	..
New South Wales	—	—	—	—	—	5,550	3,124	690
Queensland	—	—	—	—	—	41,340	..	42,690
Australian Commonwealth (Total)	—	—	—	—	—	87,450	15,590	73,303	48,368	696
Other British Possessions	—	—	—	—	—	270	800	400	540	344
TOTAL BRITISH EMPIRE	—	—	—	—	—	81,64,110	2,54,80,320	4,18,71,581	2,55,83,333	2,12,58,925
Sweden	—	—	—	—	—	3,91,460	75,080	1,43,406	31,703	1,22,865
Norway	—	—	—	—	—	..	88,110	1,330	3,000	..
Denmark	—	—	—	—	—	2,330	4,91,470	4,65,608	5,63,009	8,97,361
Germany	—	—	—	—	—	..	99,880	19,78,643	16,73,372	14,65,402
Netherlands	—	—	—	—	—	50	60,700	16,645	78,546	60,148
Belgium	—	—	—	—	—	..	70,290	3,96,055	1,48,773	2,20,072
France	—	—	—	—	—	240	7,790	1,29,744	78,446	54,758
Switzerland	—	—	—	—	—	1,47,680	50,660	99,547	4,448	14,880
Italy	—	—	—	—	—	1,51,300	21,150	2,92,580	29,356	79,036
Austria	—	—	—	—	—	25,601	3,798	7,082
Hungary	—	—	—	—	—	210	..
Turkey Asiatic Persian Gulf	—	—	—	—	—	60	1,130
Java	—	—	—	—	—	2,588	1,378	1,668
China (exclusive of Hongkong and Macao)	—	—	—	—	—	8,400	12,900	832	152	5,427
Japan	—	—	—	—	—	1,04,390	49,830	74,812	45,607	2,80,296
Egypt †	—	—	—	—	—	100
United States of America—										
Via Atlantic Coast	—	—	—	—	—	97,86,180	1,42,54,820	1,89,32,744	1,20,81,209	47,01,240
„ Pacific „	—	—	—	—	—	1,79,300	6,13,920	1,20,292	24,875	2,265
Other Foreign Countries	—	—	—	—	—	350	660	100	1,000	515
TOTAL FOREIGN COUNTRIES	—	—	—	—	—	1,07,66,690	1,59,22,190	2,20,60,322	1,47,69,032	80,15,000
Share of Bengal	—	—	—	—	—	1,26,30,510	2,09,27,060	3,41,92,731	2,18,80,379	1,26,60,171
„ Bombay	—	—	—	—	—	33,63,260	1,28,28,830	2,00,20,179	1,23,17,814	1,03,45,347
„ Sind	—	—	—	—	—	5,40,500	14,12,040	36,49,915	8,39,794	14,10,481
„ Madras	—	—	—	—	—	14,69,870	40,34,010	29,02,592	28,50,443	17,64,329
„ Burma	—	—	—	—	—	9,11,570	21,51,250	33,66,436	24,67,936	30,97,606
TOTAL	—	—	—	—	—	1,89,20,800	4,13,53,210	6,40,31,853(a)	4,03,52,865(a)	2,92,73,934(a)

* Included in Turkey, Asiatic prior to 1921-22.

† Shown as a Foreign country from 1923-24.

(a) Duty was collected on Rs. 39,54,574 in 1921-22, on Rs. 42,68,146 in 1922-23 and on Rs. 21,052 in 1923-24.

ARTICLES, AND COUNTRIES OF CONSIGNMENT; ALSO SHARE OF EACH PROVINCE	QUANTITY					VALUE				
	1919-20	1920-21	1921-22	1922-23	1923-24	1919-20	1920-21	1921-22	1922-23	1923-24
						R	R	R	R	R
Machinery and Millwork —concluded										
<i>Total value of Machinery and Millwork—</i>										
United Kingdom	—	—	—	—	—	5,91,59,100	17,53,00,090	28,45,09,864	19,87,72,286	16,23,04,224
Aden and Dependencies	—	—	—	—	—	2,070	1,000	14,685	5,160	751
Mesopotamia *	—	—	—	—	—	—	—	6,865	15,851	23,789
Ceylon	—	—	—	—	—	5,85,680	6,40,350	4,84,812	1,59,264	1,91,207
Straits Settlements (including Labuan)	—	—	—	—	—	71,340	60,550	35,632	64,709	74,903
Hongkong	—	—	—	—	—	19,190	2,990	3,497	3,069	510
Egypt †	—	—	—	—	—	270	180	280	17,727	—
Natal	—	—	—	—	—	3,510	350	1,18,251	50,708	13,855
Zanzibar and Pemba	—	—	—	—	—	130	5,300	1,875	11,600	3,254
Kenya Colony	—	—	—	—	—	370	1,440	4,540	250	2,100
Mauritius and Dependencies	—	—	—	—	—	10,355	50	..
Canada—	—	—	—	—	—
<i>Vid Atlantic Coast</i>	—	—	—	—	—	7,120	1,66,020	27,349	2,134	5,365
<i>" Pacific "</i>	—	—	—	—	—	2,600	244
Western Australia	—	—	—	—	—	30,018	..
South Australia (including Northern Territory)	—	—	—	—	—	..	14,810	..	1,370	..
Victoria	—	—	—	—	—	68,660	20,310	36,646	17,517	50
New South Wales	—	—	—	—	—	6,170	..	3,933	3,224	52,376
Queensland	—	—	—	—	—	41,340	..	42,690	1,367	..
<i>Australian Commonwealth (Total)</i>	—	—	—	—	—	1,16,170	44,700	83,269	53,990	52,426
Other British Possessions	—	—	—	—	—	250	170	200	958	600
TOTAL BRITISH EMPIRE	—	—	—	—	—	5,99,67,800	17,62,23,810	28,53,01,553	19,91,57,261	16,27,63,288
Sweden	—	—	—	—	—	5,36,860	17,56,410	8,10,200	4,19,614	9,73,987
Norway	—	—	—	—	—	2,620	1,18,100	9,518	27,934	11,846
Danmark	—	—	—	—	—	2,530	5,31,740	7,32,543	5,89,078	12,08,130
Germany	—	—	—	—	—	..	17,10,940	55,16,929	78,58,113	43,55,219
Netherlands	—	—	—	—	—	8,610	3,94,960	4,24,552	2,63,972	3,16,235
Belgium	—	—	—	—	—	800	7,37,930	19,99,269	17,59,338	8,81,241
France	—	—	—	—	—	18,420	1,71,100	3,84,816	3,05,700	1,34,229
Spain	—	—	—	—	—	2,065	1,290	..
Switzerland	—	—	—	—	—	5,86,080	2,74,910	10,96,112	12,24,067	1,11,186
Italy	—	—	—	—	—	2,13,010	3,02,490	7,36,063	3,22,991	5,00,047
Austria	—	—	—	—	—	43,610	24,837	21,527
Hungary	—	—	—	—	—	210	..
Czechoslovakia	—	—	—	—	—	1,268	2,397	1,455
Turkey, European	—	—	—	—	—	..	27,110	1,820
Turkey, Asiatic	—	—	—	—	—	450
<i>Persian Gulf</i>	—	—	—	—	—	2,080	10,790
Persia	—	—	—	—	—	1,650	940	910	252	7,070
Java	—	—	—	—	—	5,690	2,700	27,775	1,693	9,782
Sum	—	—	—	—	—	..	4,970	..	1,000	697
Indo-China (including Cochin-China, Cambodia, Annam, Tonkin and French leased territories in China)	—	—	—	—	—	1,200
Philippine Islands and Guam	—	—	—	—	—	1,510	..	80	32,026	17,374
China (exclusive of Hongkong and Macao)	—	—	—	—	—	3,400	14,460	8,555	2,376	19,917
Japan	—	—	—	—	—	8,45,810	12,11,500	3,57,604	2,21,030	3,69,491
Egypt †	—	—	—	—	—	595
Madagascar	—	—	—	—	—	300	11,250	4,320	25	445
United States of America—	—	—	—	—	—
<i>Vid Atlantic Coast</i>	—	—	—	—	—	2,71,63,530	3,87,86,340	4,38,18,348	2,22,46,397	1,94,87,776
<i>" Pacific "</i>	—	—	—	—	—	8,20,180	14,60,710	13,20,896	1,47,733	1,16,447
Other Foreign Countries	—	—	—	—	—	..	1,110	100	1,579	1,485
TOTAL FOREIGN COUNTRIES	—	—	—	—	—	8,02,14,100	4,75,33,460	5,72,40,253	3,54,53,641	2,85,55,631
<i>Share of Bengal</i>	—	—	—	—	—	5,10,29,350	10,43,81,480	15,05,67,419	7,58,70,689	6,09,53,672
<i>" Bombay</i>	—	—	—	—	—	2,16,42,190	7,38,99,340	13,06,36,021	11,15,53,342	8,43,79,825
<i>" Sind</i>	—	—	—	—	—	34,01,420	98,27,300	1,39,94,817	56,74,995	97,72,200
<i>" Madras</i>	—	—	—	—	—	65,55,720	1,64,36,070	2,10,14,698	2,24,54,404	1,81,27,325
<i>" Burma</i>	—	—	—	—	—	66,53,180	1,92,11,080	2,63,37,851	1,60,7,472	1,89,55,894
TOTAL	—	—	—	—	—	9,01,81,900	22,37,57,270	34,25,50,806	23,46,10,902	19,13,18,919

* Included in Turkey, Asiatic prior to 1921-22.
† Shown as a Foreign Country from 1923-24.

No. 13—continued

ARTICLES, AND COUNTRIES OF CONSIGNMENT; ALSO SHARE OF EACH PROVINCE	QUANTITY					VALUE				
	1919-20	1920-21	1921-22	1922-23	1923-24	1919-20	1920-21	1921-22	1922-23	1923-24
						R	R	R	R	R
* Manures—										
<i>Artificial and mineral manures—</i>										
Nitrate of Soda (H. S.)	Tons	Tons	Tons	Tons	Tons					
United Kingdom	1	40	713	271	..	566	12,541	1,60,338	63,700
Ceylon	76	186	22,305	47,430	..
TOTAL BRITISH EMPIRE	..	1	116	608	271	..	566	34,846	2,16,768	63,700
Germany	15	279	131	3,075	58,624	28,405
Belgium	1	..	265	1,543	..	100	..	62,148	3,15,303
Japan	201	59,814
Chile (including the Pacific Coast of Patagonia)	1,780	4,57,720
TOTAL FOREIGN COUNTRIES	1,780	202	16	544	1,674	4,57,720	59,914	3,075	1,21,772	3,43,888
<i>Share of Bengal</i>	1,780	50	75	955	1,275	4,57,720	12,246	22,305	2,17,331	2,61,652
" <i>Bombay</i>	103	..	105	161	..	33,064	..	27,704	35,969
" <i>Sind</i>	15	25	42	3,975	6,052	8,741
" <i>Madras</i>	50	..	264	347	..	15,170	..	63,655	73,064
" <i>Burma</i>	40	99	120	12,541	23,795	28,252
TOTAL	1,780	208	180	1,442	1,045	4,57,720	60,480	38,821	3,38,540	4,07,078
Others (H. S)—	Tons	Tons	Tons	Tons	Tons					
United Kingdom	686	758	185	273	137	1,50,570	1,63,794	34,424	66,880	22,222
Ceylon	67	100	49	267	5	21,010	34,130	11,766	40,308	980
Cape of Good Hope	511	62,155	..
Egypt†	30	1,030	..
Other British Possessions	30	..	40
TOTAL BRITISH EMPIRE	753	858	234	1,081	142	1,71,610	1,97,924	46,236	1,79,373	23,211
Sweden	30	5,870
Norway	1,010	1,527	..	20	..	1,83,660	3,97,840	..	4,100	..
Germany	11	10	930	1,497	..	7,240	2,725	1,31,604	1,98,149
Netherlands	85	125	7,038	7,156
Belgium	100	1,418	31	1,873	2,277	22,820	3,47,660	7,629	1,89,901	1,89,960
France	23	30
Japan	113	330	..	29,686	14,736
United States of America— Via Atlantic Coast	100	1	25,610	110	160
TOTAL FOREIGN COUNTRIES	1,240	3,060	41	2,908	4,130	2,37,960	7,82,426	10,354	3,32,866	4,10,260
<i>Share of Bengal</i>	1,595	2,837	131	2,391	2,257	3,36,590	7,55,134	19,607	2,74,994	1,93,526
" <i>Bombay</i>	21	15	..	8,416	..	110	911
" <i>Sind</i>	30	..	15	..
" <i>Madras</i>	398	1,069	144	1,598	2,000	72,950	2,16,770	37,160	2,37,120	2,38,974
" <i>Burma</i>	30	..	23
TOTAL	1,993	3,927	275	3,989	4,272	4,09,570	9,80,350	56,590	5,12,239	4,33,411

* Free of duty.
† Shown as a Foreign country from 1923-24.

No. 13—continued

ARTICLES, AND COUNTRIES OF CONSIGNMENT; ALSO SHARE OF EACH PROVINCE	QUANTITY					VALUE				
	1919-20	1920-21	1921-22	1922-23	1923-24	1919-20	1920-21	1921-22	1922-23	1923-24
* Manures—continued										
<i>Artificial and mineral manures—continued</i>	Tons	Tons	Tons	Tons	Tons	R	R	R	R	R
<i>Total of Artificial and Mineral manures—</i>										
United Kingdom	686	759	225	986	408	1,50,570	1,64,360	46,905	2,86,218	86,012
Ceylon	67	100	124	452	5	21,010	34,130	34,071	96,738	980
Cape of Good Hope	511	62,155	..
Egypt †	30	1,030	..
Other British Possessions	30	..	46
TOTAL BRITISH EMPIRE	753	859	349	1,979	413	1,71,610	1,98,490	81,082	3,96,141	87,001
Sweden	30	5,870
Norway	1,010	1,527	..	20	..	1,83,660	3,97,840	..	4,100	..
Germany	11	25	1,209	1,628	..	7,240	6,700	1,90,318	2,20,644
Netherlands	85	125	7,038	7,150
Belgium	160	1,419	31	2,138	3,820	22,820	3,47,760	7,629	2,53,049	5,05,302
France	23	30
Japan	314	230	..	39,560	14,736
United States of America—										
<i>Via Atlantic Coast</i>	100	1	25,610	110	100
Chile (including the Pacific Coast of Patagonia)	1,780	4,67,720
NETAL FOREIGN COUNTRIES	3,020	3,271	56	3,452	5,804	6,95,680	8,42,340	14,329	4,64,638	7,54,088
<i>Share of Bengal</i>	<i>3,378</i>	<i>2,887</i>	<i>208</i>	<i>3,346</i>	<i>3,532</i>	<i>7,94,310</i>	<i>7,67,380</i>	<i>41,718</i>	<i>4,92,328</i>	<i>4,55,178</i>
<i> Bombay</i>	..	124	..	15	176	..	41,480	..	27,814	36,880
<i> Sind</i>	15	26	42	..	30	3,978	6,087	8,741
<i> Madras</i>	398	1,119	144	1,862	2,347	72,850	2,31,940	37,160	3,00,776	3,12,038
<i> Burmah</i>	40	93	120	30	..	12,564	23,796	28,252
TOTAL	8,773	6,130	406	5,481	6,217	8,67,290(a)	10,40,830(a)	95,411(a)	8,50,779(a)	8,41,089 (a)
Bones (II. S)—	Tons	Tons	Tons	Tons	Tons					
United Kingdom	6	1,000
Mesopotamia †	104	6,498
Ceylon	54	1	2,720	72	..
Somaliand Protectorate	18	1,339
Other British Possessions	46
TOTAL BRITISH EMPIRE	59	1	122	3,720	72	7,883
Persia	28	3	2,156	204
Other Foreign Countries	11	28	1	660	1,597	60	6
TOTAL FOREIGN COUNTRIES	..	11	28	29	3	..	660	1,597	2,216	210
<i>Share of Bengal</i>	<i>..</i>	<i>..</i>	<i>..</i>	<i>..</i>	<i>..</i>	<i>..</i>	<i>..</i>	<i>43</i>	<i>..</i>	<i>..</i>
<i> Bombay</i>	18	1,379
<i> Sind</i>	..	11	28	29	107	..	660	1,597	2,216	6,714
<i> Madras</i>	59	1	3,677	72	..
TOTAL	..	11	87	30	125	..	660	5,317	2,288	8,093(b)
Guano (II. S)—	Tons	Tons	Tons	Tons	Tons					
United Kingdom	1	1	..	1	..	490	400	25	618	185
Ceylon	23	..	30	1,750
TOTAL BRITISH EMPIRE	1	1	..	1	23	490	430	25	618	1,935
<i>Share of Bengal</i>	<i>..</i>	<i>..</i>	<i>..</i>	<i>..</i>	<i>..</i>	<i>150</i>	<i>..</i>	<i>25</i>	<i>..</i>	<i>185</i>
<i> Bombay</i>	1	1	..	1	..	340	400	..	618	..
<i> Madras</i>	23	..	30	1,750
TOTAL	1	1	..	1	23	490	430	25	618	1,935

† Shown as a Foreign country from 1923-24.
(a) Duty was collected on R72,990 in 1919-20, on R2,78,070 in 1920-21, on R65,872 in 1921-22, on R3,51,208 in 1922-23 and on R. 3,85,011 in 1923-24.
* Free of duty.
† Included in Turkey, Asiatic prior to 1921-22.
(b) Duty was collected on R7,300 in 1923-24.

No. 13—continued

ARTICLES, AND COUNTRIES OF CONSIGNMENT; ALSO SHARE OF EACH PROVINCE,	QUANTITY					VALUE				
	1919-20	1920-21	1921-22	1922-23	1923-24	1919-20	1920-21	1921-22	1922-23	1923-24
* Manures—continued						R	R	R	R	R
<i>Sulphate of Ammonia</i> (I. S.)—	Tons	Tons	Tons	Tons	Tons					
United Kingdom	46	5	172	617	..	22,740	2,522	50,242	1,40,225
Ceylon	10	3,300	..
TOTAL BRITISH EMPIRE	..	46	5	182	617	..	22,740	2,522	53,542	1,40,225
Germany	98	27,458
Belgium	124	50	36,035	13,968
United States of America— Vid Atlantic Coast	10	4,390
TOTAL FOREIGN COUNTRIES	10	124	148	4,390	36,035	41,421
Share of Bengal	22	..	57	73	..	10,950	..	17,242	16,770
.. Bombay	10	4	5	229	680	4,390	1,160	2,522	66,476	1,81,741
.. Madras	20	..	20	10	..	19,630	..	6,860	2,614
.. Burma	2	521
TOTAL	10	46	5	306	765	4,390	22,740	2,522	89,577	1,81,646(b)
Other kinds (excluding oil- cake) (I. S.)—	Tons	Tons	Tons	Tons	Tons					
United Kingdom	457	99	..	1	23	45,360	38,960	166	211	10,729
Aden and Dependencies	7	34	31	400	2,592	3,505
Ceylon	126	79	55	49	130	10,220	11,120	11,805	3,832	13,500
Zanzibar and Pemba	18	1,072
Other British Possessions	11	1,579	..
TOTAL BRITISH EMPIRE	583	178	62	95	202	55,580	50,080	12,371	8,214	28,806
Norway	100	26,400
Germany	76	7,736
Belgium	279	358	154	35,720	1,30,450	15,104
Muskat Territory and Trucial Oman	10	4	400	1,961	1,946	310	270	40,360	1,88,203	1,90,667
Persia	131	253	13,674	25,832
Japan	45	11,800
Italian East Africa (Somali- land and Eritrea)	15	1,710
Other Foreign Countries	8	894	5
TOTAL FOREIGN COUNTRIES	289	507	400	2,120	2,442	36,080	1,74,920	40,360	2,02,771	2,50,053
Share of Bengal	452	38	..	1	251	45,980	14,230	61	80	28,187
.. Bombay	10	14	407	2,175	2,270	310	4,430	40,865	2,07,420	2,32,161
.. Madras	410	633	56	39	119	43,290	2,06,320	11,805	2,832	15,188
.. Burma	4	30	20	..	653	323
TOTAL	872	685	462	2,215	2,644	89,610(a)	2,25,000(a)	52,731(a)	2,10,985(a)	2,78,859(a)
Total Manures—	Tons	Tons	Tons	Tons	Tons					
BRITISH EMPIRE	1,337	1,084	475	2,258	1,377	2,25,680	2,71,710	99,720	4,58,587	2,65,850
FOREIGN COUNTRIES	3,319	3,799	484	5,725	8,397	7,36,100	10,17,920	56,286	6,95,660	10,45,772
TOTAL	4,656	4,873	959	7,983	9,774	9,61,780	12,89,630	1,56,006	11,54,247	13,11,622

(a) Duty was collected on R43,630 in 1919-20, on R1,54,591 in 1920-21, on R52,692 in 1921-22, on R2,10,915 in 1922-23 and on R2,50,672 in 1923-24.

* Free of duty.

ARTICLES, AND COUNTRIES OF CONSIGNMENT; ALSO SHARE OF EACH PROVINCE	QUANTITY					VALUE				
	1919-20	1920-21	1921-22	1922-23	1923-24	1919-20	1920-21	1921-22	1922-23	1923-24
						R	R	R	R	R
Matches—										
<i>Savety (III. V)—</i>	Gross of Boxes	Gross of Boxes	Gross of Boxes	Gross of Boxes	Gross of Boxes					
United Kingdom	469	1,126	2,087	25,825	10,881	1,660	4,130	6,461	8,771	16,805
Ceylon	16	132	30	13,056	11,274	20	200	99	21,784	16,843
Straits Settlements (including Labuan)	99,940	52,698	83,688	23,741	21,152	1,40,710	75,060	62,152	54,800	56,105
Federated Malay States	..	1,250	2,380	1
Hongkong	300	..	116	10,000	40,603	500	..	305	13,400	51,358
Other British Possessions	5	..	1	9	..	60	..	6	15	..
TOTAL BRITISH EMPIRE	100,730	55,176	85,920	72,631	83,910	1,42,950	81,770	69,024	93,779	1,40,671
Sweden	691,300	1,862,689	720,723	2,004,770	3,840,193	11,17,200	28,95,760	13,74,488	33,20,204	52,51,861
Norway	2,000	1,250	2,500	7,500	50	3,600	2,340	6,570	12,187	75
Germany	..	1,750	4,550	17,969	4,780	..	9,750	10,040	31,307	6,758
Netherlands	..	100	14,114	..	150	18,930
Italy	5,000	52,500	5,000	97,447
Austria	2,500	24,250	27,627	2,800	34,930	33,586
Hungary
Czechoslovakia	10,550	86,300	118,400	18,581	1,53,990	1,31,251
China (exclusive of Hongkong and Macao)	8	71,960	116	93,155
Japan	11,651,131	7,802,600	10,998,109	6,742,348	4,639,441	1,59,80,260	1,02,74,360	1,60,01,903	92,92,751	60,34,882
United States of America—via Atlantic Coast	..	100	33,606	..	160	41,692
Other Foreign Countries	2	287	268	119	13	10	410	907	112	43
TOTAL FOREIGN COUNTRIES	12,344,433	9,668,776	11,739,200	8,978,264	8,878,674	1,70,51,070	1,31,82,870	1,75,05,298	1,28,50,687	1,17,09,665
<i>Share of Bengal</i>	3,379,699	2,879,961	3,968,844	3,268,417	3,002,587	46,72,310	42,06,340	61,60,748	44,72,802	47,49,112
.. Bombay	5,702,857	3,246,699	4,875,803	3,179,882	2,985,150	76,56,440	39,93,730	57,72,350	44,58,106	32,95,543
.. Sind	504,376	1,257,515	7,823	399,413	1,037,350	7,97,290	17,10,990	17,582	5,91,457	12,80,124
.. Madras	934,262	1,045,086	915,722	734,107	816,940	13,00,060	14,82,270	14,97,496	12,48,361	11,52,292
.. Burma	1,873,970	1,294,691	2,006,928	1,469,076	1,050,567	28,67,920	18,71,260	31,26,117	21,87,740	14,43,265
TOTAL	12,445,163	9,723,952	11,775,120	9,050,805	8,892,594	1,71,94,020	1,32,64,640	1,75,74,322(a)	1,29,53,466	1,18,50,336
Other sorts (III. V)—	Gross of Boxes	Gross of Boxes	Gross of Boxes	Gross of Boxes	Gross of Boxes					
United Kingdom	..	375	1,258	74	2,717	..	1,510	3,498	479	3,487
Other British Possessions	..	30	195	8	35	..	40	758	23	95
TOTAL BRITISH EMPIRE	..	405	1,453	82	2,752	..	1,550	4,246	502	3,582
Sweden	191,150	401,000	191,400	561,696	1,323,550	2,94,010	5,91,560	3,61,255	8,31,220	10,06,177
Norway	97,250	50,000	15,000	95,141	108,900	1,90,490	90,200	37,524	1,64,716	1,56,855
Germany	..	32,500	1,808	1	69,340	6,026	2	..
Japan	2,241,526	2,190,752	1,690,500	1,577,925	915,941	29,03,770	26,98,740	23,97,076	22,30,743	9,74,851
Other Foreign Countries	20	124	20	..	8	40	250	20	..	12
TOTAL FOREIGN COUNTRIES	2,569,946	2,674,376	1,904,228	2,234,763	2,348,399	32,80,210	34,85,180	28,01,901	32,26,690	27,97,895
<i>Share of Bengal</i>	137,220	62,097	12,500	87,481	39,409	2,10,580	1,08,510	26,678	1,03,913	54,876
.. Bombay	2,261,126	2,279,177	1,732,620	1,814,802	1,893,135	28,28,560	28,13,490	25,67,026	26,64,220	20,95,433
.. Sind	154,350	273,627	78,183	220,504	324,953	2,30,510	3,98,440	1,33,395	3,46,168	4,55,491
.. Madras	16,750	59,880	32,378	112,058	93,654	19,560	1,16,990	78,548	2,12,901	1,35,678
TOTAL	2,569,946	2,674,761	1,905,681	2,234,845	2,351,151	32,80,210	34,85,130	28,06,147	32,27,102	27,41,477
Total Matches—	Gross of Boxes	Gross of Boxes	Gross of Boxes	Gross of Boxes	Gross of Boxes					
United Kingdom	469	1,501	3,345	25,809	13,598	1,660	5,640	9,949	4,250	20,292
Ceylon	16	132	31	13,058	11,285	20	200	102	21,790	16,375
Straits Settlements (including Labuan)	99,940	52,698	83,688	23,747	21,160	1,40,710	75,100	62,157	54,826	56,216
Federated Malay States	..	1,250	2,380	1
Hongkong	300	..	116	10,000	40,603	500	..	305	13,400	51,358
Other British Possessions	5	..	193	9	17	60	..	756	15	12
TOTAL BRITISH EMPIRE	100,730	55,581	37,373	72,713	86,662	1,42,950	83,320	73,270	94,291	1,44,253

(a) Duty was collected on R1,75,07,148 in 1921-22.

No. 13—continued

ARTICLES, AND COUNTRIES OF CONSIGNMENT; ALSO SHARE OF EACH PROVINCE	QUANTITY					VALUE				
	1919-20	1920-21	1921-22	1922-23	1923-24	1919-20	1920-21	1921-22	1922-23	1923-24
Matches—continued						R	R	R	R	R
Total Matches—continued	Gross of Boxes	Gross of Boxes	Gross of Boxes	Gross of Boxes	Gross of Boxes					
Sweden	82,450	2,263,689	912,123	2,656,466	5,169,743	14,12,110	34,87,260	17,85,743	41,60,433	68,58,028
Norway	99,250	51,250	17,600	102,641	108,950	1,94,090	92,630	44,103	1,70,903	1,50,450
Germany	34,250	5,858	17,970	4,780	..	79,090	16,068	31,390	6,753
Netherlands	100	14,116	..	150	18,933
Italy	5,000	52,500	5,000	97,447
Austria	2,500	24,250	27,627	2,800	34,930	33,586
Hungary
Czechoslovakia	10,550	86,800	118,400	18,581	1,53,990	1,31,261
China (exclusive of Hong- kong and Macao)	8	71,906	16	93,164
Japan	13,932,657	9,993,352	12,694,009	8,320,273	5,556,382	1,87,34,030	1,29,58,100	1,84,88,979	1,15,23,494	70,09,733
United States of America— Via Atlantic Coast	224	33,606	..	410	41,892
Other Foreign Countries	22	287	288	119	13	50	410	927	212	43
TOTAL FOREIGN COUNTRIES	14,914,379	12,343,152	13,643,428	11,213,027	11,157,083	2,03,40,280	1,66,18,050	2,03,07,199	1,60,48,377	1,44,47,560
Share of Bengal	3,516,919	2,942,053	3,381,344	3,355,898	3,041,996	47,82,890	43,14,350	61,87,326	46,76,715	48,03,987
.. Bombay	7,963,983	5,525,876	6,653,423	4,994,684	4,873,285	1,04,85,000	68,07,370	93,40,006	70,17,326	53,20,976
.. Sind	659,225	1,531,142	36,006	619,917	1,362,303	10,27,809	21,09,420	1,60,977	9,37,615	17,35,616
.. Madras	1,001,012	1,104,966	948,100	845,165	910,594	13,19,620	15,98,560	16,76,043	14,61,262	12,87,970
.. Burma	1,873,970	1,294,691	2,006,928	1,469,076	1,050,567	23,07,920	18,71,270	31,26,117	21,87,740	14,43,255
TOTAL	15,015,109	12,398,733	13,680,801	11,285,740	11,243,745	2,04,83,230	1,67,01,370	2,03,80,469	1,61,80,658	1,45,91,813
Mats and Matting, except coir and rubber (III. V)—	Sq. yards	Sq. yards	Sq. yards	Sq. yards	Sq. yards					
United Kingdom	2,187	10,225	7,513	3,377	2,024	2,180	9,120	6,619	4,773	5,968
Aden and Dependencies	80	3,203	2,006	50	..	60	1,008	470	86
Mesopotamia *	6,125	577	6,481	571	161	1,385
Ceylon	80,905	35,915	88,645	80,559	23,009	14,700	14,900	14,336	14,049	11,116
Straits Settlements (including Labuan)	73,758	90,151	62,666	76,236	77,479	47,810	49,510	49,902	67,866	61,077
Hongkong	79,031	90,792	96,342	85,747	89,151	27,630	37,050	40,143	33,604	36,661
Other British Possessions	1,138	830	706	376	2,325	800	480	380	196	1,003
TOTAL BRITISH EMPIRE	187,019	227,993	265,200	199,478	201,419	93,120	1,11,120	1,12,959	1,11,019	1,18,496
France	6,750	1,376
Niasat Territory and Trucial Oman	75,032	123,903	51,627	121,165	210,483	2,980	6,010	2,369	7,262	10,104
Persia	3,369	1,397	2,385	7,925	2,691	630	440	541	2,890	204
China (exclusive of Hong- kong and Macao)	340,705	206,624	318,595	312,927	252,489	1,82,110	1,81,480	1,48,061	1,43,344	1,34,486
Japan	345,425	242,233	95,099	80,319	138,597	1,82,490	2,15,090	62,528	63,809	1,01,134
Italian East Africa (Somal- land and Eritrea)	1,988	1,473	..
Other Foreign Countries	15,851	5,246	3,880	6,406	2,623	270	730	611	984	2,544
TOTAL FOREIGN COUNTRIES	780,382	600,463	471,595	530,731	613,633	3,68,480	4,03,750	2,14,105	2,19,762	2,49,906
Share of Bengal	81,446	38,758	21,520	21,672	12,101	30,330	31,780	13,697	12,160	11,161
.. Bombay	696,882	449,010	377,427	374,136	408,744	3,24,720	3,22,610	1,94,730	1,83,472	2,38,461
.. Sind	85,181	156,687	61,147	125,042	221,917	7,120	20,300	4,192	8,715	13,367
.. Madras	70,042	83,128	74,363	71,704	76,009	43,370	60,590	68,475	62,664	67,439
.. Burma	134,361	170,873	202,338	137,655	96,231	66,510	79,450	66,070	73,780	47,474
TOTAL	967,401	897,456	736,795	730,209	815,052	4,61,600	5,14,870(a)	3,27,064	3,30,731	3,68,402

* Included in Turkey Asiatic prior to 1921-22.
(a) Duty was collected on Rs. 14,770 in 1920-21.

ARTICLES, AND COUNTRIES OF CONSIGNMENT; ALSO SHARE OF EACH PROVINCE	QUANTITY					VALUE				
	1919-20	1920-21	1921-22	1922-23	1923-24	1919-20	1920-21	1921-22	1922-23	1923-24
Metals and Ores—						R	R	R	R	R
Aluminium—										
Unwrought (Ingots, blocks, bars, etc.) (III. L)—	Cwts.	Cwts.	Cwts.	Cwts.	Cwts.					
United Kingdom	6,800	12,017	842	2,369	2,589	4,80,630	11,00,290	74,216	1,75,933	2,11,170
Other British Possessions	5	..	10	328	..
TOTAL BRITISH EMPIRE	6,800	12,017	842	2,364	2,589	4,80,640	11,00,290	74,216	1,76,261	2,11,170
Norway	..	10	860
Germany	9	1,023	40	2,765	68,916	3,105
Belgium	87	24,119
France	60	..	3	1,340	100	5,910	..	460	83,898	15,305
Switzerland	1,600	3,100	4,500	1,18,202	2,09,968	3,11,084
Italy	600	1,379	10	45,113	95,334	790
Japan	295	54,370
United States of America— Vid Atlantic Coast	240	5,204	29	23,950	5,46,580	3,710
„ Pacific „	710	90,450
TOTAL FOREIGN COUNTRIES	1,305	5,214	2,241	6,842	4,836	1,74,680	6,47,440	1,70,250	4,58,115	3,54,493
Share of Bengal	2,651	7,561	2,104	3,959	1,338	2,65,190	7,33,670	1,57,948	2,73,866	1,19,114
„ Bombay	2,130	3,770	203	603	160	1,60,090	3,42,150	16,963	44,269	12,518
„ Sind	..	100	9	10,650	2,955	..	14
„ Madras	3,414	6,710	767	4,644	5,927	2,30,940	6,61,260	66,590	3,16,301	4,33,995
TOTAL	8,195	18,181	3,038	9,206	7,425	6,55,320	16,47,730	2,44,466	6,34,376	5,65,071
Wrought—										
Circles (III. L) (a)—		Cwts.	Cwts.	Cwts.	Cwts.					
United Kingdom	..	18,921	8,744	7,833	10,450	..	29,85,080	12,55,602	9,86,785	11,16,718
Sweden	..	27	250	5,030	28,896
Germany	..	2,336	11,591	27,539	22,201	..	4,43,000	14,37,543	31,05,036	22,12,130
Netherlands	..	1,364	1,800	654	2,70,230	3,36,017	68,445	..
Belgium	..	316	101	502	2,924	..	54,150	11,505	44,835	2,99,184
France	..	593	228	..	2,703	..	90,030	24,900	..	2,78,425
Switzerland	..	99	429	12,163	8,101	..	17,850	53,737	16,27,160	8,24,595
Italy	..	21	6,207	1,550	1,360	..	4,330	8,18,736	2,00,695	1,41,586
Japan	..	3,461	36	685	5,95,120	4,045	85,036	..
Italian East Africa (Somali- land and Eritrea)	1,692	1,74,920	..
United States of America— Vid Atlantic Coast	..	4,098	3,758	4,718	18,040	..	5,02,340	5,04,674	5,42,253	18,22,191
TOTAL FOREIGN COUNTRIES	..	12,315	24,390	49,503	55,329	..	19,82,230	32,19,053	58,48,979	55,78,120
Share of Bengal	..	5,583	5,603	16,204	16,556	..	8,86,000	9,87,806	22,64,662	17,20,104
„ Bombay	..	22,564	26,282	38,645	46,492	..	35,53,730	33,26,029	42,71,468	46,81,933
„ Sind	..	344	42	228	80,580	5,335	31,090	..
„ Madras	..	2,745	1,207	2,259	2,710	..	4,47,000	1,55,436	2,78,544	2,93,701
TOTAL	..	31,236	31,134	57,336	65,788	..	49,67,310	44,74,656	68,35,764	66,94,838
Sheets (III. L) (a)—		Cwts.	Cwts.	Cwts.	Cwts.					
United Kingdom	..	7,428	2,193	954	908	..	10,40,050	2,72,600	1,23,577	1,00,081
Ceylon	..	170	21,310	26
TOTAL BRITISH EMPIRE	..	7,598	2,193	954	908	..	10,61,960	2,72,600	1,23,577	1,00,107
Germany	..	309	52	752	1,577	..	54,370	5,579	92,972	1,58,956
Netherlands	61	4,908
Belgium	2	509	406	51,580
France	..	21	..	120	209	..	2,600	..	16,277	19,008
Switzerland	262	954	398	39,475	1,20,972	39,210
Italy	508	55	62,842	5,912	..
Japan	..	40	40	20	9,570	6,728	2,379	..
United States of America— Vid Atlantic Coast	..	1,011	..	80	319	..	1,78,200	180	7,914	30,416
TOTAL FOREIGN COUNTRIES	..	1,381	923	1,983	2,994	..	2,44,860	1,19,710	2,55,832	3,02,781

(a) Separately recorded from 1920-21.

No. 13—continued

ARTICLES, AND COUNTRIES OF CONSIGNMENT, ALSO SHARE OF EACH PROVINCE	QUANTITY					VALUE				
	1910-20	1920-21	1921-22	1922-23	1923-24	1910-20	1920-21	1921-22	1922-23	1923-24
Metals and Ores—continued						Rs.	Rs.	Rs.	Rs.	Rs.
Aluminium—continued										
Wrought—continued										
Sheets (III. L) (a)—continued										
Share of Bengal	—	Cwts. 2,497	Cwts. 2,394	Cwts. 1,595	Cwts. 1,469	—	3,60,820	3,03,532	2,14,824	1,16,816
" Bombay	—	2,026	470	592	1,203	—	3,10,800	57,917	1,06,759	1,20,323
" Sind	—	214	30	—	32,470	3,225
" Madras	—	4,342	255	450	1,198	—	6,03,150	30,581	57,826	1,32,352
" Burma	—	..	1	..	2	—	..	280	..	172
TOTAL	—	8,979	3,121	2,937	3,002	—	13,06,840	3,92,810	3,79,409	4,02,888
Circles and sheets (III. L)*—	Cwts.									
United Kingdom	10,230	—	—	—	—	11,18,180	—	—	—	—
France	453	—	—	—	—	48,450	—	—	—	—
Japan	2,107	—	—	—	—	4,58,570	—	—	—	—
United States of America— Vid Atlantic Coast	1,154	—	—	—	—	1,44,950	—	—	—	—
TOTAL FOREIGN COUNTRIES	3,804	—	—	—	—	6,51,970	—	—	—	—
Share of Bengal	2,219	—	—	—	—	2,85,870	—	—	—	—
" Bombay	3,735	—	—	—	—	11,53,510	—	—	—	—
" Madras	3,068	—	—	—	—	3,28,650	—	—	—	—
" Burma	12	—	—	—	—	2,120	—	—	—	—
TOTAL	14,034	—	—	—	—	17,70,160	—	—	—	—
Other manufactures (III. L)—	Cwts.	Cwts.	Cwts.	Cwts.	Cwts.					
United Kingdom	743	1,948	838	2,169	1,500	57,010	3,21,980	1,67,025	1,58,034	1,54,041
Ceylon	8	2,830	..	17
Mesopotamia †	—	—	110	711	385	—	—	4,570	25,814	24,608
Straits Settlements (Includ- ing Labuan)	32	..	4	2	31	2,320	20	1,280	98	2,151
Kenya Colony	..	8	8	1	..	50	390	1,050	138	..
Other British Possessions	2	11	210	50	50	10	473
TOTAL BRITISH EMPIRE	777	1,956	963	2,883	1,936	60,090	3,22,440	1,76,805	1,84,004	1,81,380
Sweden	600	30,025	..
Norway	20	1,560	..
Germany	..	86	245	1,442	2,094	..	18,390	56,854	2,54,480	3,17,212
Netherlands	..	82	..	6	32	..	10,780	153	1,244	5,805
Belgium	136	..	1,700	27,158	..	2,20,794
France	26	45	1	167	22	2,880	6,020	471	14,934	2,454
Switzerland	1,231	793	1,115	91,545	64,004	1,40,658
Italy	9	1,102	12	1,540	68,983	2,026
Japan	140	1,099	225	385	60	42,800	3,54,340	63,256	99,370	16,086
United States of America— Vid Atlantic Coast	12	1,120	24	6	66	3,740	1,34,360	13,276	1,665	7,650
" Pacific	18	..
Other Foreign Countries	..	3	1	..	1,300	2	30	67
TOTAL FOREIGN COUNTRIES	178	2,335	1,871	4,521	5,702	40,420	5,21,090	2,44,255	5,45,893	7,21,752
Share of Bengal	380	1,356	1,559	3,859	2,159	27,070	1,80,920	1,35,685	2,02,083	2,34,376
" Bombay	646	2,032	320	1,979	1,383	77,900	4,93,280	1,26,184	2,15,986	1,61,212
" Sind	..	13	38	87	62	10	6,340	5,113	16,759	15,703
" Madras	29	649	120	692	2,269	4,530	94,010	19,103	69,133	3,00,830
" Burma	..	201	287	787	1,163	..	68,980	34,975	1,77,626	1,90,961
TOTAL	965	4,291	2,834	7,404	7,038	1,09,510	8,43,520	4,21,060(b)	7,30,587	9,03,112(b)

* Subdivided into "Circles" and "Sheets" from 1920-21.

† Included in Turkey, Asiatic prior to 1921-22.

(a) Separately recorded from 1920-21.

(b) Duty was collected on Rs. 19,860 in 1921-22 and on Rs. 90,008 in 1922-24.

No. 13—continued

ARTICLES, AND COUNTRIES OF CONSIGNMENT; ALSO SHARE OF EACH PROVINCE	QUANTITY					VALUE				
	1919-20	1920-21	1921-22	1922-23	1923-24	1919-20	1920-21	1921-22	1922-23	1923-24
Metals and Ores—continued						R	R	R	R	R
Aluminium—concluded										
Total Aluminium—	Cwts.	Cwts.	Cwts.	Cwts.	Cwts.					
United Kingdom	17,863	41,214	12,622	13,315	15,465	16,55,820	54,48,000	17,69,443	14,44,929	15,82,018
Mesopotamia *	—	—	110	711	385	—	—	4,570	25,814	24,868
Ceylon	170	8	10	21,360	2,830	..	43
Straits Settlements (including Labuan)	32	..	4	7	31	2,850	20	1,230	426	2,161
Kenya Colony	8	3	1	300	1,050	138	..
Other British Possessions	2	11	260	..	50	10	473
TOTAL BRITISH EMPIRE	17,897	41,392	12,747	14,034	15,892	16,58,910	54,69,770	17,79,223	14,71,317	16,09,303
Sweden	27	250	600	5,030	28,896	39,825	..
Norway	10	..	20	860	..	1,560	..
Germany	2,681	11,897	30,756	25,912	..	5,10,820	15,02,741	35,21,383	26,01,502
Netherlands	1,396	1,861	600	32	..	2,81,000	3,40,076	68,689	5,805
Belgium	317	237	504	5,211	..	54,490	38,663	45,241	6,07,677
France	539	659	227	1,627	3,124	57,240	99,610	25,831	1,15,109	3,13,792
Switzerland	99	3,522	17,010	14,114	..	17,880	3,02,959	20,31,104	13,15,566
Italy	23	7,324	4,086	1,382	..	5,030	0,28,231	3,70,924	1,44,402
Japan	2,682	4,600	801	1,090	60	5,55,740	9,59,099	64,029	1,87,384	16,086
Italian East Africa (Somaliland and Eritrea)	1,692	1,74,920	..
United States of America— Via Atlantic Coast	1,408	11,433	3,806	4,804	18,425	1,72,640	13,81,560	5,21,340	5,51,832	18,60,259
" Pacific "	710	90,460	18	..
Other Foreign Countries	1	..	270	2	30	07
TOTAL FOREIGN COUNTRIES	5,287	21,245	29,425	62,849	68,261	8,76,070	32,95,640	37,53,368	71,08,319	69,57,146
Share of Bengal	6,250	17,027	11,670	26,617	21,522	5,78,130	21,67,319	16,34,971	30,05,375	22,20,440
" Bombay "	11,411	30,392	37,775	42,119	49,240	13,91,500	46,99,760	35,27,093	46,38,432	49,75,116
" Sind "	671	89	318	92	10	1,30,040	13,413	46,849	18,942
" Madras "	6,811	14,346	2,360	8,045	12,134	5,83,320	17,05,420	2,71,769	7,11,804	11,80,878
" Burma "	12	901	238	787	1,165	2,120	68,980	85,266	1,77,626	1,91,133
TOTAL	23,184	62,637	42,172	76,883	84,153	25,34,980	87,65,410	55,32,401	85,80,136	85,66,509
Antiprovision metal (III. L)—										
United Kingdom	Cwts. 2,644	Cwts. 2,753	Cwts. 1,743	Cwts. 4,414	Cwts. 3,199	1,98,430	2,45,450	1,48,819	3,28,087	2,51,679
Straits Settlements (including Labuan)	2	184	..
New South Wales	6	20	..	15	..	430	2,240	..	1,164
Australian Commonwealth (Total)	6	20	..	15	..	430	2,240	..	1,164
TOTAL BRITISH EMPIRE	2,644	2,758	1,763	4,416	3,214	1,98,430	2,45,880	1,51,059	3,29,171	2,52,843
Germany	20	1,965
Belgium	42	1,368
Switzerland	515	64,124
Italy	10	2,040
Turkey, European	43	5,150
United States of America— Via Atlantic Coast	58	37	6	..	34	5,830	2,410	794	..	3,525
TOTAL FOREIGN COUNTRIES	58	80	16	..	611	5,830	7,500	2,834	..	00,982
Share of Bengal	1,038	990	1,082	3,330	2,754	80,550	93,650	99,266	2,67,643	2,41,327
" Bombay "	719	1,014	90	330	329	58,800	97,130	12,382	19,062	27,432
" Sind "	193	109	46	116	293	11,250	6,630	6,862	7,181	14,250
" Madras "	359	66	82	141	48	22,530	7,660	6,779	11,399	4,736
" Burma "	393	659	499	499	410	31,130	48,510	28,606	23,886	26,039
TOTAL	2,702	2,838	1,779	4,416	3,825	2,04,280	2,53,440	1,53,893	3,29,171	3,13,825

* Included in Turkey, Asiatic prior to 1921-22.

No. 13—continued.

ARTICLES, AND COUNTRIES OF CONSIGNMENT; ALSO SHARE OF EACH PROVINCE	QUANTITY					VALUE				
	1919-20	1920-21	1921-22	1922-23	1923-24	1919-20	1920-21	1921-22	1922-23	1923-24
Metals and Ores—continued										
<i>Brass, Bronze, and similar alloys and manufactures thereof—</i>						R	R	R	R	R
Unwrought (III. L)—	Cwts.	Cwts.	Cwts.	Cwts.	Cwts.					
United Kingdom	121,028	109,272	67,950	70,286	23,870	41,74,840	38,31,570	23,19,777	24,60,275	8,25,770
Mesopotamia*	—	—	..	365	515	—	—	..	12,406	15,185
Ceylon	198	20	3,100	760
Maldives	12	560
Straits Settlements (including Labuan)	378	20,840
Hongkong	3,781	1,83,130	40	..
Tanganyika Territory	—	—	20	—	—	800
TOTAL BRITISH EMPIRE	125,325	109,304	67,953	70,650	24,411	43,86,910	38,32,690	23,19,777	24,72,817	8,41,765
Denmark	363	11,900
Germany	501	1,283	1,702	13,170	37,226	57,450
Netherlands	13,054	340	994	4,21,830	10,750	34,120
Belgium	1,079	1,057	2,041	4,024	696	32,110	35,400	62,223	1,31,603	27,880
France	100	2,041
Japan	1,628	66,070
United States of America— Via Atlantic Coast	80	12,515	4,300	3,95,086
Other Foreign Countries	24	551
TOTAL FOREIGN COUNTRIES	15,841	1,397	2,666	5,307	16,270	5,24,400	40,150	82,084	1,68,829	5,27,405
<i>Share of Bengal</i>	<i>39,092</i>	<i>24,966</i>	<i>40,876</i>	<i>67,331</i>	<i>23,377</i>	<i>16,56,940</i>	<i>9,84,530</i>	<i>15,03,035</i>	<i>20,33,754</i>	<i>9,62,570</i>
<i>Bombay</i>	<i>100,997</i>	<i>77,272</i>	<i>25,302</i>	<i>12,911</i>	<i>8,305</i>	<i>32,03,110</i>	<i>25,70,550</i>	<i>7,39,996</i>	<i>3,97,865</i>	<i>2,62,671</i>
<i>Sind</i>	<i>10</i>	<i>1,753</i>	<i>13</i>	<i>279</i>	<i>..</i>	<i>760</i>	<i>73,440</i>	<i>1,058</i>	<i>8,392</i>	<i>..</i>
<i>Madras</i>	<i>1,025</i>	<i>6,558</i>	<i>4,427</i>	<i>5,261</i>	<i>3,851</i>	<i>43,440</i>	<i>3,41,910</i>	<i>1,58,637</i>	<i>1,89,903</i>	<i>1,34,889</i>
<i>Burma</i>	<i>42</i>	<i>152</i>	<i>1</i>	<i>175</i>	<i>148</i>	<i>2,060</i>	<i>8,160</i>	<i>35</i>	<i>11,733</i>	<i>9,030</i>
TOTAL	141,166	110,701	70,610	75,957	40,681	49,11,310	38,70,040	24,02,761	26,41,646	13,60,100
wrought—										
<i>Mixed or yellow metal, for sheathing (III. L)—</i>										
United Kingdom	145,153	276,014	124,327	186,648	2,21,339	1,08,94,490	2,42,92,220	84,45,610	1,16,61,327	1,30,04,816
Mesopotamia*	—	—	..	495	27	—	—	..	28,440	1,700
Straits Settlements (including Labuan)	146	137	10,150	4,137
Egypt†	18	—	1,490	—
Other British Possessions	7	310	7
TOTAL BRITISH EMPIRE	145,312	276,921	124,327	187,083	2,21,503	1,09,06,130	2,42,92,530	84,45,610	1,16,89,767	1,30,10,719
Denmark	3,541	100	178	20	..	3,30,290	7,428	14,061	1,108
Germany	17,242	30,793	89,421	1,08,957	..	17,18,210	20,65,981	53,77,900	61,17,894
Netherlands	1,719	..	145	1,19,572	..	9,812
Belgium	304	3,284	10,136	1,914	1,008	18,020	2,78,750	6,87,816	1,20,281	63,012
France	310	554	20	28,520	46,657	1,428	..
Switzerland	530	1,172	562	34,240	83,403	41,341	..
Italy	2,468	17,896	9,839	0,516	2,306	1,01,680	17,95,770	6,46,971	5,71,143	1,77,858
Austria	5	387	..
Hungary
Japan	2,642	18,008	10	1,714	160	2,84,220	15,86,710	2,145	1,11,954	10,181
United States of America— Via Atlantic Coast	36	3,943	2	2,380	3,67,420	180
Pacific	2	365	..
TOTAL FOREIGN COUNTRIES	5,540	64,752	54,325	103,352	1,11,997	4,96,280	61,39,910	36,12,183	62,45,809	63,79,925
<i>Share of Bengal</i>	<i>34,190</i>	<i>92,727</i>	<i>34,705</i>	<i>77,281</i>	<i>68,636</i>	<i>33,92,080</i>	<i>77,48,370</i>	<i>22,07,178</i>	<i>45,93,510</i>	<i>42,47,642</i>
<i>Bombay</i>	<i>98,996</i>	<i>183,387</i>	<i>115,689</i>	<i>132,374</i>	<i>1,172,953</i>	<i>62,25,410</i>	<i>1,67,06,290</i>	<i>76,51,666</i>	<i>78,53,137</i>	<i>63,78,919</i>
<i>Sind</i>	<i>2,534</i>	<i>29,447</i>	<i>3,655</i>	<i>9,971</i>	<i>9,650</i>	<i>2,37,210</i>	<i>17,68,790</i>	<i>2,50,222</i>	<i>6,33,104</i>	<i>5,70,024</i>
<i>Madras</i>	<i>14,721</i>	<i>43,266</i>	<i>24,335</i>	<i>69,899</i>	<i>81,133</i>	<i>15,17,470</i>	<i>39,79,090</i>	<i>19,30,498</i>	<i>47,88,595</i>	<i>49,07,588</i>
<i>Burma</i>	<i>411</i>	<i>1,856</i>	<i>218</i>	<i>910</i>	<i>1,123</i>	<i>30,240</i>	<i>2,29,400</i>	<i>18,184</i>	<i>60,930</i>	<i>86,171</i>
TOTAL	150,852	341,673	178,652	200,435	1,33,500	1,14,02,410	3,04,32,440	1,20,57,743	1,79,35,576	1,93,90,844

* Included in Turkey, Asiatic prior to 1921-22.
† Shown as a Foreign Country from 1923-24.

No. 13—continued

ARTICLES, AND COUNTRIES OF CONSIGNMENT; ALSO SHARE OF EACH PROVINCE	QUANTITY					VALUE				
	1919-20	1920-21	1921-22	1922-23	1923-24	1919-20	1920-21	1921-22	1922-23	1923-24
Metals and Ores—continued										
<i>Brass, Bronze, and similar alloys and manufactures thereof—continued</i>										
Wrought—continued										
Other sorts (III. L)—	Cwts.	Cwts.	Cwts.	Cwts.	Cwts.	R	R	R	R	R
United Kingdom	49,642	70,434	43,255	75,979	33,893	23,02,180	49,05,790	23,02,878	38,17,108	18,52,672
Gibraltar	2,200	..
Malta and Gozo	68	2,455
Aden and Dependencies	1,643	673	500	849	429	77,320	20,590	15,653	1,14,406	12,798
Mesopotamia *	—	—	1,557	9,513	10,844	—	—	35,645	2,04,073	3,15,174
Ceylon	152	172	66	5	5	10,240	8,930	4,990	747	200
Straits Settlements (including Labuan)	822	18	14	534	720	35,360	1,480	2,320	23,034	25,867
Hongkong	1,877	121	41	78	101	97,610	21,730	9,956	14,615	19,020
Egypt †	15	8	5	5	—	890	730	4,451	150	—
Natal	601	1,000	226	186	8	25,750	44,100	7,108	7,049	1,193
Zanzibar and Pemba	345	128	74	32	62	10,750	5,580	2,300	985	1,890
Kenya Colony	120	8	14	33	59	10,030	330	225	820	2,218
Tanganyika Territory	—	—	51	40	216	—	—	1,536	700	7,965
Mauritius and Dependencies	64	114	3,040	4,500
Other British Possessions	3	5	29	1	14	180	500	1,177	290	569
TOTAL BRITISH EMPIRE	55,284	72,681	46,500	87,264	46,342	30,86,750	50,80,210	24,50,693	41,86,177	22,39,575
Sweden	7	1,870
Germany	5	484	4,821	8,943	15,736	400	1,40,030	3,54,356	7,14,203	11,03,058
Netherlands	2,810	26	86	504	188	79,480	9,660	7,113	35,180	20,220
Belgium	2,419	20	947	2,010	765	60,600	8,170	58,657	1,57,720	56,688
France	35	409	138	991	120	10,370	25,570	12,492	69,299	8,588
Switzerland	2	1	..	3	1,130	150	120	..	275	72,203
Italy	1,723	3,252	10,130	17,214	2,801	1,08,410	3,07,590	7,75,072	11,88,635	2,05,643
Austria	5	..	2	16	10	1,845	1,440	2,799
Hungary	380	80
Czecho slovakia	9	3	105	1 3	720
Turkey, Asiatic	74	..
Red Sea	264	115	14,370	5,250
Persian Gulf	14	250	920	12,060
Maskat Territory and Trucial Oman	84	66	169	65	..	4,120	2,830	5,215	1,845	..
Other Native States in Arabia	368	197	53	305	74	17,660	7,480	1,610	7,698	2,325
Persia	2	..	2	56	..	180	..	70	2,052	..
China (exclusive of Hongkong and Macao)	89	68	2	18	5	24,080	17,790	1,065	3,878	1,520
Japan	34,739	29,909	2,006	18,755	9,906	32,22,990	29,39,550	1,94,392	12,28,518	6,40,913
Egypt †	6	265
Portuguese East Africa	233	37	100	61	4	14,720	1,980	3,666	2,200	140
German East Africa †	110	56	6,270	2,290
Italian East Africa (Somaliland and Eritrea)	24	188	98	..	79	1,500	11,000	3,210	..	2,070
United States of America—										
Vid Atlantic Coast	357	1,424	40	420	293	78,000	1,80,180	6,798	45,535	43,461
" Pacific "	8	940
Other Foreign Countries	82	3	66	11	15	2,040	400	1,539	686	827
TOTAL FOREIGN COUNTRIES	43,315	36,500	18,660	49,984	30,605	36,53,660	36,73,000	14,26,736	34,50,907	21,63,316
<i>Share of Bengal</i>	<i>26,121</i>	<i>30,860</i>	<i>9,124</i>	<i>30,331</i>	<i>15,828</i>	<i>15,07,840</i>	<i>24,20,090</i>	<i>6,41,345</i>	<i>16,49,080</i>	<i>7,95,476</i>
" Bombay	<i>71,984</i>	<i>73,244</i>	<i>63,479</i>	<i>101,279</i>	<i>56,930</i>	<i>59,70,430</i>	<i>67,06,870</i>	<i>30,02,643</i>	<i>66,78,773</i>	<i>32,23,455</i>
" Sind	<i>163</i>	<i>966</i>	<i>1,034</i>	<i>1,736</i>	<i>1,890</i>	<i>20,310</i>	<i>1,33,260</i>	<i>65,433</i>	<i>86,343</i>	<i>39,630</i>
" Madras	<i>433</i>	<i>2,187</i>	<i>624</i>	<i>1,619</i>	<i>964</i>	<i>36,820</i>	<i>2,31,540</i>	<i>64,718</i>	<i>88,224</i>	<i>1,01,027</i>
" Burma	<i>876</i>	<i>1,933</i>	<i>899</i>	<i>1,793</i>	<i>1,626</i>	<i>1,05,610</i>	<i>2,72,450</i>	<i>1,13,289</i>	<i>2,34,664</i>	<i>1,93,230</i>
TOTAL	98,599	109,190	65,160	137,248	76,947	67,42,410	87,53,210	38,77,429(a)	76,37,084	44,02,891(a)

* Included in Turkey, Asiatic prior to 1921-22.
 † Shown as "Tanganyika Territory" under the British Empire from 1921-22.
 ‡ Shown as a Foreign Country from 1923-24.
 (a) Duty was collected on Rs. 38,76,774 in 1921-22 and on Rs. 44,01,800 in 1923-24

No. 13—continued

ARTICLES, AND COUNTRIES OF CONSIGNMENT; ALSO SHARE OF EACH PROVINCE	QUANTITY					VALUE				
	1919-20	1920-21	1921-22*	1922-23	1923-24	1919-20	1920-21	1921-22	1922-23	1923-24
Metals and Ores—continued										
Brass, Bronze, and similar alloys and manufactures thereof—concluded						R	R	R	R	R
Total Brass, Bronze, and similar alloys and manufactures thereof—	Cwts.	Cwts.	Cwts.	Cwts.	Cwts.					
United Kingdom	315,823	456,620	236,135	332,912	279,102	1,73,71,510	3,39,89,580	1,31,28,265	1,79,38,710	1,56,83,257
Gibraltar	2,200	..
Malta and Gozo	65	2,455
Aden and Dependencies	1,043	673	570	849	420	77,820	26,500	15,653	1,14,406	12,708
Mesopotamia*	—	—	1,557	10,313	11,386	—	—	35,645	2,45,079	3,32,110
Ceylon	290	192	66	5	5	18,340	9,700	4,900	747	207
Straits Settlements (includ- ing Labuan)	1,346	18	11	534	857	69,350	1,480	2,320	23,034	30,004
Hongkong	5,658	121	41	78	101	2,80,750	21,730	9,950	14,901	10,029
Egypt†	28	8	5	5	—	2,380	730	4,451	150	—
Natal	901	1,000	226	186	8	25,750	44,100	7,103	7,040	1,193
Zanzibar and Pemba	345	123	74	22	62	19,750	5,530	2,300	985	1,800
Tanganyika Territory	—	—	51	49	242	—	—	1,535	700	8,765
Kenya Colony	120	15	14	33	59	10,030	630	225	820	2,218
Mauritius and Dependencies	64	114	3,900	4,700
Other British Possessions	3	17	29	1	14	180	1,000	1,177	290	590
TOTAL BRITISH EMPIRE	325,921	456,906	238,780	344,997	2,92,256	1,83,70,790	3,32,05,630	1,32,16,030	1,83,48,761	1,60,92,040
Sweden	7	1,870
Denmark	3,541	100	186	391	..	3,30,200	7,428	15,460	13,050
Germany	5	17,726	30,115	9,647	125,795	400	18,58,240	24,38,537	61,29,398	72,78,492
Netherlands	15,864	366	1,805	504	1,327	5,01,990	20,410	1,90,686	35,130	64,158
Belgium	3,892	4,301	13,121	8,548	2,470	1,19,730	3,22,320	7,58,695	4,16,604	1,47,580
France	35	710	792	1,011	120	10,570	54,000	69,100	60,727	8,588
Switzerland	2	531	1,172	555	1,130	150	34,360	83,403	41,616	72,203
Italy	4,191	21,148	19,992	26,730	5,107	3,00,090	21,03,360	14,22,538	17,59,776	3,83,501
Austria	2	21	10	1,345	1,827	2,709
Hungary	1,743	720
Czechoslovakia	9	3	105
Turkey, Asiatic	14,370	5,280
Red Sea	234	115	12,060
Persian Gulf	14	250
Mascat Territory and Trucial Oman	84	66	109	65	..	4,120	2,830	5,215	1,845	..
Other Native States in Arabia	308	197	53	305	74	17,660	7,480	1,610	7,698	2,325
Persia	2	1	2	56	..	180	340	70	2,052	..
China (exclusive of Hong- kong and Macao)	89	68	2	18	5	24,030	17,790	1,065	3,878	1,520
Japan	39,009	47,915	2,016	20,469	9,526	35,73,280	45,26,260	1,90,587	13,40,452	6,51,094
Egypt†	6	265
Portuguese East Africa	233	37	100	64	4	14,720	1,980	3,666	2,200	140
German East Africa ‡	110	56	6,270	2,290
Italian East Africa (So- maliland and Eritrea)	24	188	98	..	79	1,500	11,000	3,210	..	2,070
United States of America— Vid Atlantic Coast	473	5,367	42	420	12,311	82,540	5,17,800	6,958	45,535	4,30,447
„ Pacific „	3	..	2	940	..	365	..
Other Foreign Countries	37	3	67	3	7	2,420	140	1,595	137	314
TOTAL FOREIGN COUNTRIES	64,696	102,058	75,651	158,643	158,872	40,74,340	98,59,000	1,21,862	98,05,545	90,70,646
Share of Bengal	99,403	148,553	84,705	165,443	111,541	65,56,266	1,11,53,540	43,51,558	82,76,344	60,05,688
„ Bombay	271,977	333,903	194,470	246,564	237,893	1,44,98,950	2,49,82,710	1,13,94,305	1,38,29,775	1,30,65,048
„ Sind	2,727	23,166	4,702	11,976	11,519	2,58,260	19,75,800	3,16,713	7,28,138	6,59,704
„ Madras	16,179	52,001	29,436	76,779	85,918	16,02,730	44,42,540	21,43,848	60,60,722	51,43,304
„ Burma	1,331	3,941	1,118	2,878	2,897	1,37,910	5,10,010	1,31,508	3,13,327	2,88,451
TOTAL	390,617	561,564	314,431	503,640	451,128	2,30,54,130	4,30,64,630	1,83,37,932	2,82,14,306	2,51,62,665

* Included in Turkey, Asiatic, prior to 1921-22.

† Shown as a foreign country from 1921-24.

‡ Shown as "Tanganyika Territory" under the British Empire from 1921-22.

ARTICLES, AND COUNTRIES OF CONSIGNMENT; ALSO SHARE OF EACH PROVINCE	QUANTITY					VALUE				
	1919-20	1920-21	1921-22	1922-23	1923-24	1919-20	1920-21	1921-22	1922-23	1923-24
Metals and Ores—continued										
Copper—										
Ore (II. F)—										
Natal	2,987	3,55,370
Share of Bengal	2,987	3,55,370
Old, for re-manufacture (III. L)—	Cwts.	Cwts.	Cwts.	Cwts.	Cwts.					
United Kingdom	661	1,000	1,689	10,590	4,768	36,520	52,930	76,126	4,57,201	1,69,136
Aden and Dependences	346	245	201	117	105	21,300	11,770	7,448	4,408	3,702
Mesopotamia*	—	—	134	1,294	1,896	—	—	5,754	55,209	67,317
Bahrein Islands	36	32	52	53	86	2,760	1,670	2,510	2,190	2,135
Maldives	16	73	..	14	20	780	2,937	..	1,360
Ceylon	162	22	..	27	3	9,650	1,280	..	1,080	70
Straits Settlements (including Labuan)	66	16	10	406	1,488	3,770	1,000	426	16,731	57,082
Natal	699	181	14	10	..	35,570	9,230	650	360	..
Zanzibar and Pemba	116	90	37	26	38	8,030	4,470	1,697	1,015	1,444
Kenya Colony	8	18	32	20	..	420	700	1,276	715
Other British Possessions	6	..	4	14	18	390	..	200	825	540
TOTAL BRITISH EMPIRE	2,094	1,670	2,232	12,569	8,438	1,18,100	89,550	98,448	5,40,295	3,04,001
Germany	440	15,847
Turkey, Asiatic
Red Sea	249	91	16,270	4,310
Persian Gulf	6	571	560	31,290
Maskat Territory and Trucial Oman	43	91	64	33	5	2,930	4,540	2,492	1,475	198
Other Native States in Arabia	85	81	113	195	31	4,610	4,300	4,963	7,338	1,260
Persia	138	20	..	84	2	9,010	1,000	..	2,930	72
German East Africa†	31	16	2,060	740
Portuguese East Africa	71	12	26	1	70	5,110	660	1,170	45	3,523
Italian East Africa (Somaliland and Eritrea)	44	21	6	12	8	3,000	1,450	235	460	275
Other Foreign Countries	8	2	13	..	3	210	80	618	..	130
TOTAL FOREIGN COUNTRIES	670	905	221	330	568	43,790	48,370	9,473	12,248	21,305
Share of Bengal	262	453	1,073	9,647	6,055	13,660	22,900	47,969	4,03,807	2,19,682
„ Bombay	2,336	1,732	1,247	3,197	2,801	1,38,370	86,900	54,475	1,46,809	99,898
„ Sind	3	268	125	28	150	220	14,670	5,190	847	5,746
„ Madras	159	22	8	27	..	9,470	1,270	297	1,030	..
„ Burma	4	100	270	6,180
TOTAL	2,764	2,575	2,453	12,809	9,006	1,61,890	131,920	1,07,921	5,52,543	3,25,306
Unwrought—										
Tiles, ingots, cakes, bricks, and slabs (III. L)—	Cwts.	Cwts.	Cwts.	Cwts.	Cwts.					
United Kingdom	96,957	24,506	21,430	49,855	34,986	63,74,660	15,94,630	12,03,927	29,18,141	19,36,229
Mesopotamia*	—	—	..	450	39	—	—	..	22,500	2,000
Ceylon	1	2	38	90	160	2,028
Straits Settlements (including Labuan)	184	12,470	3
South Australia (including Northern Territory)	1	..	500	5,741	..	40	..	36,937	4,46,708
Victoria	4,006	1,00,250
New South Wales	19,845	1	..	3,503	9,742	9,96,900	60	..	2,54,112	6,45,046
Australian Commonwealth (Total)	23,851	2	..	4,003	15,483	10,97,150	100	..	2,91,049	10,90,754
Other British Possessions	1	..	4	55	..	115
TOTAL BRITISH EMPIRE	120,993	24,510	21,431	54,308	50,550	74,84,370	15,94,890	12,03,982	32,31,690	30,31,129
Germany	13	..	409	1,466	..	25,000
Belgium	40	295	2,407	14,270	..
France	254	20	25,390	1,370
Spain	500	34,500	..
Japan	34,122	3,355	1,415	391	..	24,47,540	2,32,340	84,142	27,332	15
United States of America—Vid Atlantic Coast	893	21	500	45	100	51,930	1,260	25,000	2,650	7,296
Other Foreign Countries	5	2	500	20	117
TOTAL FOREIGN COUNTRIES	35,274	3,396	1,963	1,231	601	25,25,420	2,34,990	1,13,015	76,752	32,428
Share of Bengal	92,864	11,042	18,967	43,012	42,176	61,73,740	7,21,210	10,60,321	25,96,655	25,70,203
„ Bombay	54,594	10,564	3,317	6,982	6,696	32,29,990	7,00,150	1,85,307	3,85,745	3,59,551
„ Sind	6,303	602	53	..	51	3,50,180	29,910	3,740	..	3,330
„ Madras	2,166	4,428	428	4,222	1,422	1,64,830	2,91,000	27,937	2,36,920	76,332
„ Burma	1,350	1,370	634	1,263	806	91,050	87,610	33,692	91,122	54,141
TOTAL	159,297	27,916	23,399	55,539	51,151	1,00,00,790	18,29,880	18,16,997	33,10,442	30,83,537

* Included in Turkey, Asiatic prior to 1921-22.
 † Shown as "Tanganika Territory" under the British Empire from 1921-22.

No. 13—continued

ARTICLES, AND COUNTRIES OF CONSIGNMENT; ALSO SHARE OF EACH PROVINCE	QUANTITY					VALUE				
	1919-20	1920-21	1921-22	1922-23	1923-24	1919-20	1920-21	1921-22	1922-23	1923-24
Metals and Ores—continued						R	R	R	R	R
Copper—continued										
Unwrought—continued										
Other sorts (III. L)—	Cwts.	Cwts.	Cwts.	Cwts.	Cwts.					
United Kingdom	54	49	211	27	..	4,090	4,680	8,826	2,074	22
TOTAL FOREIGN COUNTRIES	21	330
Share of Bengal	29	48	211	27	..	2,800	4,590	8,826	2,074	22
" Sind	20
" Madras	8	780
" Burma	28	1	820	90
TOTAL	75	49	211	27	..	4,420	4,680	8,826	2,074	22
Wrought—										
Brass and sheets (III. L)—	Cwts.	Cwts.	Cwts.	Cwts.	Cwts.					
United Kingdom	105,730	99,958	64,436	93,020	71,983	75,55,700	87,41,170	47,66,093	65,16,706	47,73,608
Ceylon	1	30	21	6	4	320	2,810	2,838	450	253
TOTAL BRITISH EMPIRE	105,731	99,988	64,457	93,026	71,987	75,56,020	87,43,980	47,68,931	65,17,156	47,73,861
Germany	..	35	20,485	19,638	74,300	..	8,160	15,58,283	18,09,890	45,82,942
Netherlands	501	36,194
Belgium	..	1,074	4,144	643	560	..	1,17,760	3,15,518	45,378	35,387
France	..	8,885	5,595	398	7,64,960	4,28,855	24,687	..
Austria	5	610	..
Hungary
Persia	20	1,625
Japan	3,176	789	407	4,18,610	92,160	38,542
United States of America—										
Via Atlantic Coast	8,055	120,994	4,481	63,059	22,645	4,95,120	1,10,26,240	3,50,007	41,99,863	14,10,267
" Pacific "	3	8	3,965	380	500	2,30,865
TOTAL FOREIGN COUNTRIES	11,234	181,727	35,638	88,686	1,01,470	9,14,090	1,19,94,270	27,21,924	56,40,878	62,59,461
Share of Bengal	14,787	39,458	14,181	27,788	21,733	14,47,890	36,14,110	11,21,321	20,33,114	15,40,381
" Bombay	99,259	168,117	78,230	119,947	1,29,378	67,02,140	1,49,54,760	57,33,935	79,97,119	79,98,095
" Sind	1,726	16,417	4,084	16,676	8,796	1,74,360	13,14,860	3,03,533	11,93,347	5,84,085
" Madras	1,086	8,076	3,671	11,737	12,909	1,33,320	7,72,030	3,27,738	8,80,232	8,02,038
" Burma	108	647	24	573	641	12,400	82,490	4,330	54,222	48,123
TOTAL	116,965	231,715	100,100	176,721	1,73,457	84,70,110	2,07,38,250	74,90,855	1,21,58,084	1,10,38,322
Wire, excluding wire of telegraph and telephone (III. L)—	Cwts.	Cwts.	Cwts.	Cwts.	Cwts.					
United Kingdom	3,460	7,608	4,789	6,830	4,107	2,62,210	7,70,460	5,01,679	5,32,875	2,88,571
Aden and Dependencies	1	24	..	90	1,436	..
Mesopotamia*	23	1,221	..
Ceylon	18	..	18	1,520	30	1,747
Straits Settlements (includ- ing Labuan)	1	149	160	30	..	9	5,611
Cape Colony	131	11,980
Natal	18	2,169
Other British Possessions	10	3	..	660	..	8	800	..
TOTAL BRITISH EMPIRE	3,621	7,608	4,825	6,880	4,156	2,76,620	7,70,520	5,05,598	5,86,341	2,94,082

* Included in Turkey, Asiatic prior to 1921-22.

No. 13—continued

ARTICLES, AND COUNTRIES OF CONSIGNMENT; ALSO SHARE OF EACH PROVINCE	QUANTITY					VALUE				
	1919-20	1920-21	1921-22	1922-23	1923-24	1919-20	1920-21	1921-22	1922-23	1923-24
Metals and Ores—continued						R	R	R	R	R
Copper—continued										
Wrought—continued										
Wires, excluding wires of telegraph and telephone (III. L.)—continued	Cwts.	Cwts.	Cwts.	Cwts.	Cwts.					
Sweden	15	1,250
Germany	1,584	3,551	2,141	1,47,236	2,91,617	1,86,000
Netherlands	18	..	27	1,857	..	2,065
Belgium	65	667	228	5,787	57,720	18,862
France	38	237	416	3,604	26,631	32,837
Switzerland	6	1,525	..
Italy	1	2	345	252	131	27,575
Austria	3	2	279	482
Hungary
Japan	1,884	4,035	570	196	74	1,77,580	3,60,230	55,861	18,753	6,171
United States of America—										
Via Atlantic Coast	1,350	593	1,364	579	4	1,20,810	63,270	1,00,908	41,280	668
" Pacific "	6	1,000
TOTAL FOREIGN COUNTRIES	3,240	4,618	3,643	5,241	3,237	2,99,390	4,29,560	3,16,750	4,31,836	2,75,260
Share of Bengal	3,456	6,219	3,235	2,251	1,930	2,55,770	5,78,010	3,64,692	1,51,886	1,17,908
" Bombay	1,634	3,868	2,927	6,379	2,978	1,59,550	3,89,060	2,72,274	6,13,622	2,53,298
" Sind	3	25	180	110	12	350	5,230	15,461	10,225	1,114
" Madras	951	1,503	1,998	2,623	1,580	87,500	1,84,200	1,57,699	2,38,153	1,26,605
" Burma	918	606	128	758	893	81,840	63,520	12,222	54,391	70,416
TOTAL	6,861	12,226	8,468	12,121	7,393	5,76,010	12,00,020	8,22,343	9,68,177	5,69,342
Other manufactures (III. L.)—	Cwts.	Cwts.	Cwts.	Cwts.	Cwts.					
United Kingdom	10,753	11,070	21,122	25,504	9,665	14,44,510	12,47,080	10,46,250	20,15,124	8,01,422
Mesopotamia*	—	—	29	681	96	—	—	225	37,469	3,720
Ceylon	34	6	2	18	..	3,090	930	552	3,699	..
Hongkong	2	7	8	2	..	470	1,014	1,828	500
Egypt †	5	25	12	..	—	370	4,020	576	..	—
Zanzibar and Pemba	14	1,060
Anglo-Egyptian Sudan	—	—	27	40	37	—	—	1,623	2,437	1,981
Other British Possessions	20	10	8	2	10	1,480	610	670	231	510
TOTAL BRITISH EMPIRE	16,812	11,127	21,207	26,313	9,810	14,49,450	12,74,910	19,50,906	20,60,283	8,08,133
Germany	509	5,303	5,112	4,145	..	3,34,170	6,13,724	5,25,092	4,51,510
Netherlands	16	78	210	354	..	2,780	8,448	15,779	25,911
Belgium	65	188	928	226	100	26,880	19,159	84,617	10,967
France	272	611	627	82	51	1,11,080	3,05,550	1,17,505	12,353	9,524
Italy	4	117	73	1,601	8,438	5,905
Austria	10	4	2,295	290
Hungary
Turkey, Asiatic
Persian Gulf	1	9	—	—	—	50	1,500	—	—	—
China (exclusive of Hongkong and Macao)	7	4	1	2,180	1,090	230	450	..
Japan	350	479	718	109	81	43,670	54,270	53,052	17,875	19,480
United States of America—										
Via Atlantic Coast	1,749	1,293	233	441	120	1,91,180	1,68,250	97,390	34,951	15,006
" Pacific "	10	60	920
Other Foreign Countries	5	4	16	10	13	570	170	998	1,658	737
TOTAL FOREIGN COUNTRIES	2,384	2,085	7,159	7,037	5,077	3,49,490	3,94,720	8,52,265	7,04,108	5,46,859
Share of Bengal	5,215	4,956	3,401	3,317	4,376	4,86,400	5,45,580	6,91,833	6,60,373	3,53,159
" Bombay	10,312	7,627	17,896	20,178	7,953	10,01,490	12,67,950	18,13,621	16,43,779	7,20,054
" Sind	456	216	76	378	351	25,300	39,060	13,373	42,453	35,493
" Madras	2,531	1,423	1,296	3,859	1,414	2,20,210	2,18,680	1,87,549	3,24,914	1,51,746
" Burma	682	590	696	618	793	66,540	98,360	93,275	80,872	94,538
TOTAL	19,196	14,112	28,305	33,350	14,887	17,93,940	21,09,630(a)	28,03,171(a)	27,64,391(a)	13,54,992

* Included in Turkey, Asiatic prior to 1921-22.
 † Shown as a Foreign Country from 1923-24.
 (a) Duty was collected on 321,69,610 in 1920-21, on 22,03,076 in 1921-22, and on 27,64,291 in 1922-23.

No. 13—continued

ARTICLES, AND COUNTRIES OF CONSIGNMENT; ALSO SHARE OF EACH PROVINCE	QUANTITY					VALUE				
	1919-20	1920-21	1921-22	1922-23	1923-24	1919-20	1920-21	1921-22	1922-23	1923-24
Metals and Ores—continued						R	R	R	R	R
Copper—continued										
Total Copper (excluding Ore)—	Cwts.	Cwts.	Cwts.	Cwts.	Cwts.					
United Kingdom	223,615	144,251	118,677	185,895	125,409	1,56,77,660	1,24,30,060	85,02,901	1,24,42,121	70,68,988
Aden and Dependencies	353	245	204	141	106	22,060	11,770	7,673	5,844	3,732
Mesopotamia *	—	—	103	2,448	2,031	—	—	5,970	1,16,309	73,037
Bahrain Islands	36	34	52	53	88	2,760	1,820	2,510	2,190	2,137
Maldives	16	73	..	14	20	780	2,937	..	1,860
Ceylon	216	60	52	51	45	14,670	5,110	6,192	5,229	2,351
Straits Settlements (including Labuan)	250	24	15	408	1,046	17,200	1,490	609	10,971	63,074
Hongkong	2	7	11	2	..	470	1,014	2,123	590
Egypt †	7	25	12	5	—	510	4,920	675	325	—
Cape of Good Hope	131	11,980
Natal	700	181	32	10	..	85,650	9,230	2,819	380	..
Zanzibar and Pemba	118	104	37	26	38	8,040	5,470	1,697	1,015	1,444
Kenya Colony	10	8	18	32	20	650	420	765	1,276	715
Anglo-Egyptian Sudan	—	—	27	49	37	—	—	1,620	2,037	1,981
South Australia (including Northern Territory) Victoria	1	..	500	5,741	..	40	..	36,937	4,45,708
New South Wales	19,845	1	..	3,503	9,742	9,90,900	60	..	2,54,112	6,45,046
Australian Commonwealth (Total)	23,851	2	..	4,003	15,483	10,97,150	100	30	2,91,049	10,90,754
Other British Possessions	4	..	5	..	22	250	..	220	..	655
TOTAL BRITISH EMPIRE	240,305	144,952	114,374	193,132	144,941	1,68,88,660	1,24,72,580	85,36,731	1,28,87,839	92,11,228
Sweden	16	1,270
Germany	544	27,395	28,301	81,525	..	3,37,330	23,15,700	21,87,190	52,61,908
Netherlands	16	590	219	381	..	2,780	46,169	15,779	27,976
Belgium	1,129	4,422	2,533	1,014	100	1,44,030	3,42,870	2,01,985	71,116
France	520	9,466	6,200	657	467	1,37,070	10,01,860	5,48,054	57,521	42,361
Spain	500	34,500	..
Switzerland	6	1,625	60
Italy	1	..	5	119	418	140	..	1,303	8,669	33,480
Austria	18	6	3,184	772
Hungary
Turkey, Asiatic
Red Sea	249	91	—	—	—	16,270	4,310	—	—	—
Persian Gulf	7	589	—	—	—	640	32,850	—	—	—
Maskat Territory and Trucial Oman	48	92	64	39	5	2,980	4,610	2,492	1,528	198
Other Native States in Arabia	85	31	113	203	33	4,660	4,360	4,963	7,838	1,370
Persia	133	20	20	84	2	9,070	1,000	1,548	2,930	72
China (exclusive of Hongkong and Macao)	7	4	1	2,130	1,110	250	450	..
Japan	30,552	8,653	3,110	696	158	30,87,570	7,45,000	2,31,597	63,900	25,778
Egypt †	18
Portuguese East Africa	76	12	26	1	79	5,510	600	1,245	45	3,523
German East Africa †	31	10	—	—	—	2,060	740	—	—	—
Italian East Africa (Somaliland and Eritrea)	49	21	6	12	8	3,500	1,450	235	400	292
United States of America—										
Via Atlantic Coast	12,048	122,890	6,578	64,124	22,869	8,50,100	1,12,59,020	5,13,309	42,78,744	14,33,837
“ Pacific ”	9	3	3,975	1,420	500	2,31,785
Other Foreign Countries	2	6	27	10	13	120	160	1,453	1,102	667
TOTAL FOREIGN COUNTRIES	52,823	143,631	48,022	97,525	119,953	41,32,510	1,36,91,350	40,18,087	68,07,822	71,36,319

*Included in Turkey, Asiatic prior to 1921-22.

†Shown as a Foreign Country from 1923-24.

‡Shown as "Tanganyika Territory" under the British Empire from 1921-22.

ARTICLES, AND COUNTRIES OF CONSIGNMENT; ALSO SHARE OF EACH PROVINCE.	QUANTITY					VALUE				
	1919-20	1920-21	1921-22	1922-23	1923-24	1919-20	1920-21	1921-22	1922-23	1923-24
Metals and Ores—continued						R	R	R	R	R
Copper—concluded										
<i>Total Copper (excluding Ore)—continued</i>	Cwts.	Cwts.	Cwts.	Cwts.	Cwts.					
Share of Bengal	116,623	61,476	46,068	91,042	76,270	83,80,260	54,86,400	32,97,972	58,53,909	48,01,334
„ Bombay	168,035	191,908	103,617	156,683	149,806	1,19,82,440	1,73,98,820	80,60,612	1,06,86,974	94,31,495
„ Sind	7,490	16,423	4,518	17,192	9,360	5,80,430	14,03,730	3,41,797	12,46,872	6,29,773
„ Madras	6,891	15,467	7,301	32,528	17,325	6,16,110	14,47,180	7,01,218	16,81,299	12,16,721
„ Burma	3,090	3,314	1,492	3,212	3,133	2,51,920	3,38,250	1,48,519	2,86,607	2,67,218
TOTAL	302,128	288,583	162,996	290,657	255,894	2,10,21,160	2,60,74,880	1,25,50,118	1,97,55,661	1,63,46,541
German silver (including nickel silver) (III. L)—										
United Kingdom	207	5,522	1,758	6,489	2,650	21,350	7,84,660	2,28,311	5,14,056	2,40,512
Mesopotamia *	—	—	13	—	—	23,000
Ceylon	480	..	6	..
Other British Possessions	2	..	1	60	50	100	..
TOTAL BRITISH EMPIRE	207	5,524	1,758	6,440	2,660	21,350	7,85,200	2,28,361	5,14,162	2,63,512
Germany	554	2,810	3,784	3,452	..	1,09,470	4,69,766	5,76,256	4,54,736
Netherlands	22	4,504
Belgium	282	23	18	47,020	5,165	2,630	..
France	40	5	..	4	..	8,890	3,628	..	419
Switzerland	111	13,864
Italy	23	624	560	3,051	..	2,920	86,404	79,665	4,13,507
Austria	1,207	868	828	2,26,542	1,30,188	1,01,049
Hungary	179	50,350
Czechoslovakia	227	193	34,282	27,741	..
Japan	149	55	31,860	7,781
Italian East Africa (Somaliland and Britrea)	9	1,650
United States of America—Vid Atlantic Coast	4	26	940	5,070
TOTAL FOREIGN COUNTRIES	4	1,212	4,978	6,423	7,446	940	2,57,250	8,38,022	8,16,480	9,84,476
Share of Bengal	140	1,449	446	4,340	3,209	12,000	2,21,750	70,566	2,57,036	3,13,377
„ Bombay	26	5,033	6,211	7,285	6,669	6,850	7,85,170	9,81,193	10,39,982	9,03,297
„ Sind	45	35	36	36	50	4,440	6,050	7,043	5,603	6,729
„ Madras	219	38	302	187	..	29,460	7,505	28,021	24,584
„ Burma	76
TOTAL	211	6,736	6,731	11,863	10,115	22,200	10,42,430	10,66,383	13,30,642	12,47,987(a)
Iron—										
Ore (II. F)—	Tons	Tons	Tons	Tons	Tons					
United Kingdom	9	17	28	4	..	2,000	2,735	5,569	1,271
Federated Malay States	24,298	4,27,105
TOTAL BRITISH EMPIRE	..	9	17	28	24,302	..	2,000	2,735	5,569	4,28,466
Netherlands	75	5,731
Persia	494	13	69,402	1,850	..
TOTAL FOREIGN COUNTRIES	494	13	75	69,402	1,850	5,731
Share of Bengal	..	9	494	13	24,377	..	2,080	69,402	1,857	4,34,112
„ Sind	85
„ Madras	58	..
„ Burma	17	28	2,735	5,564	..
TOTAL	..	9	511	41	24,377	..	2,080	72,137	7,419	4,34,197
Pig (III. K)—	Tons	Tons	Tons	Tons	Tons					
United Kingdom	4,155	8,858	7,868	8,736	3,284	5,29,270	15,21,280	10,80,082	9,21,950	3,73,279
Mesopotamia *	—	—	..	69	..	—	—	..	7,080	..
Straits Settlements (including Labuan)	6	1,060
Other British Possessions	3	..	110	350
TOTAL BRITISH EMPIRE	4,155	8,864	7,868	8,805	3,287	5,29,270	15,22,450	10,80,082	9,29,030	3,73,629

* Included in Turkey, Asiatic prior to 1921-22.
(a) Duty was collected on R 12,84,921 in 1923-24.

No. 13—continued

ARTICLES, AND COUNTRIES OF CONSIGNMENT; ALSO SHARE OF EACH PROVINCE	QUANTITY					VALUE				
	1919-20	1920-21	1921-22	1922-23	1923-24	1919-20	1920-21	1921-22	1922-23	1923-24
Metals and Ores—continued										
<i>Iron—continued</i>						R	R	R	R	R
<i>Pig (III. K)—continued</i>	Tons	Tons	Tons	Tons	Tons					
Sweden	24	6,116	..
Norway	2	632
Germany	90	1,172	622	15	..	17,730	1,09,404	55,902	1,481
Netherlands	220	25,472
Belgium	13,492	3,228	482	14,17,533	2,93,894	46,606
France	100	10,250
United States of America— Vid Atlantic Coast.	251	100	60,272	10,051	..
TOTAL FOREIGN COUNTRIES	..	90	15,235	3,974	490	..	17,730	10,22,931	3,05,963	48,770
<i>Share of Bengal</i>	1,717	4,183	12,884	2,590	381	2,26,380	7,31,990	15,46,075	2,51,569	40,615
.. <i>Bombay</i>	1,673	2,900	7,606	7,718	1,314	2,05,980	4,66,030	3,11,773	7,54,207	1,46,292
.. <i>Sind</i>	50	160	695	637	511	5,300	28,760	68,500	59,846	51,955
.. <i>Madras</i>	170	485	564	556	405	26,800	82,770	86,439	62,994	41,559
.. <i>Burma</i>	545	1,226	1,844	1,278	1,175	63,330	2,24,630	1,90,176	1,66,377	1,42,037
TOTAL	4,155	8,954	23,093	12,779	3,786	5,29,270	15,40,180	27,03,013	12,04,993	4,22,408
<i>Manufactures—</i>										
<i>Angle, bolt, and rod (III. K)—</i>	Tons	Tons	Tons	Tons	Tons					
United Kingdom	405	875	204	446	193	1,71,930	3,24,940	85,172	1,19,966	51,115
Mesopotamia*	128	9,434
Ceylon	24	5	7,750	2,000	..	202	238
Other British Possessions	10	90
TOTAL BRITISH EMPIRE	429	880	204	446	321	1,79,690	3,27,030	85,172	1,20,168	60,787
Sweden	66	..	9	81,410	..	2,724	..
Germany	8	50	100	1,987	10,942	26,432
Belgium	34	124	129	61	..	13,710	82,119	58,634	10,880
Japan	15	..	1	1	..	4,310	..	546	212	291
United States of America— Vid Atlantic Coast	311	388	3	2	2	1,63,970	1,07,290	2,534	2,158	1,486
.. <i>Pacific</i>	380
Other Foreign Countries	1	36	399	25
TOTAL FOREIGN COUNTRIES	326	488	136	192	163	1,68,660	1,52,410	87,222	75,069	45,123
<i>Share of Bengal</i>	413	838	172	454	109	1,75,490	2,11,930	62,501	1,30,994	25,965
.. <i>Bombay</i>	167	169	2	49	205	82,960	82,270	1,776	15,379	32,789
.. <i>Sind</i>	10	..	170	170	..	2,527	..
.. <i>Madras</i>	68	82	88	52	111	21,680	33,730	22,281	18,726	35,599
.. <i>Burma</i>	109	289	78	73	59	68,050	1,45,340	29,837	27,511	11,557
TOTAL	755	1,368	340	638	484	3,48,350	4,79,440	1,22,394	1,95,237	1,05,910

* Included in Turkey, Asiatic prior to 1921-22.

No. 13—continued

ARTICLES, AND COUNTRIES OF CONSIGNMENT; ALSO SHARE OF EACH PROVINCE	QUANTITY					VALUE				
	1910-20	1920-21	1921-22	1922-23	1923-24	1910-20	1920-21	1921-22	1922-23	1923-24
						R	R	R	R	R
Totals and Ores—continued										
<i>Iron—continued</i>										
<i>Manufactures—continued</i>										
Bars and channels (III. K)—	Tons	Tons	Tons	Tons	Tons					
United Kingdom	6,185	11,700	7,438	5,519	2,530	19,48,800	42,48,190	29,04,990	15,00,294	6,71,728
Mesopotamia*	—	—	—	—	150	—	—	—	—	10,769
Ceylon	245	7	4	2	5	85,470	2,390	996	653	1,347
Straits Settlements (including Labuan)	2	—	—	—	8	1,340	800	—	26	550
Other British Possessions	—	1	—	—	—	—	200	—	71	—
TOTAL BRITISH EMPIRE	6,442	11,708	7,437	5,521	2,683	20,35,610	42,46,170	29,05,986	15,00,944	6,84,394
Sweden	577	1,321	697	1,078	955	2,54,690	5,99,450	2,41,170	3,37,347	2,56,134
Norway	170	2	13	—	—	93,120	520	3,970	13	7
Germany	—	27	573	1,134	134	—	7,970	1,14,240	2,66,035	21,414
Netherlands	198	40	31	1	—	59,400	11,360	9,408	192	—
Luxemburg	—	—	40	4	1	—	—	6,109	627	136
Belgium	889	6,262	7,902	14,266	8,351	2,97,620	17,36,200	16,06,350	23,93,755	13,20,909
France	—	—	75	—	—	—	—	10,262	—	—
Japan	18	—	—	—	—	5,280	—	—	—	23
United States of America—										
Via Atlantic Coast	2,428	1,158	151	6	—	8,54,110	3,40,920	49,709	2,105	—
" Pacific "	756	—	—	—	—	3,13,280	—	—	—	—
Other Foreign Countries	—	1	—	—	—	—	300	25	—	—
TOTAL FOREIGN COUNTRIES	5,035	7,808	9,482	16,489	9,441	16,77,530	26,95,720	20,41,393	30,00,074	15,98,623
Share of Bengal	6,006	6,966	5,807	3,212	1,913	22,56,210	25,88,310	22,22,261	9,23,601	5,29,176
" Bombay	1,016	1,970	751	1,062	424	3,16,080	8,12,600	3,01,164	2,92,686	63,771
" Sind	13	53	49	133	64	5,090	24,430	25,972	30,725	19,071
" Madras	1,984	6,000	3,006	10,696	4,978	8,57,600	21,99,800	20,21,504	21,26,842	9,39,224
" Burma	1,458	4,526	2,306	6,907	4,750	4,78,160	13,25,550	3,76,478	11,28,165	7,31,764
TOTAL	10,477	10,514	16,019	22,010	12,129	39,13,140	69,41,890	49,47,379	45,01,018	22,83,017
Ice bowls (III. K)—	Tons	Tons	Tons	Tons	Tons					
United Kingdom	508	981	125	373	490	1,82,480	5,70,920	84,196	1,72,340	2,40,738
Straits Settlements (including Labuan)	25	2	8	6	6	7,740	3,870	6,470	3,643	2,36
Hongkong	19	5	—	2	—	5,850	4,870	630	1,586	90
Other British Possessions	—	—	—	—	—	—	20	6	—	6
TOTAL BRITISH EMPIRE	547	989	133	381	502	1,96,070	5,79,680	91,302	1,77,569	2,44,06
Germany	—	4	—	—	3	—	2,100	—	14	1,32
Netherlands	8	88	60	108	191	2,800	21,260	34,157	51,550	47,85
Belgium	—	—	—	—	4	—	—	—	—	1,51
China (exclusive of Hongkong and Macao)	8	4	4	6	13	4,310	3,800	3,147	3,804	6,26
TOTAL FOREIGN COUNTRIES	16	41	64	109	211	7,110	27,160	37,304	55,377	69,94
Share of Bengal	202	378	24	20	20	76,160	2,34,540	13,808	9,201	7,58
" Bombay	—	1	—	14	62	120	490	—	3,111	29,77
" Madras	139	134	47	67	194	58,460	1,37,300	37,993	31,668	90,24
" Burma	222	466	126	399	447	68,510	2,44,600	76,807	1,83,346	1,73,16
TOTAL	603	1,029	197	490	713	2,03,240	6,06,830	1,28,606	2,32,946	3,01,01

* Included in Turkey, Asiatic ports 1921-22.

No. 13—continued

ARTICLES, AND COUNTRIES OF CONSIGNMENT; ALSO SHARE OF EACH PROVINCE	QUANTITY					VALUE				
	1919-20	1920-21	1921-22	1922-23	1923-24	1919-20	1920-21	1921-22	1922-23	1923-24
						R	R	R	R	R
Metals and Ores—continued.										
Iron—concluded										
Total Iron (excluding ore)—	Tons	Tons	Tons	Tons	Tons					
United Kingdom	10,258	22,414	15,020	15,074	6,503	28,32,480	66,60,330	41,64,440	27,14,550	13,30,857
Mesopotamia *	—	—	..	69	278	—	—	..	7,091	20,203
Ceylon	269	12	4	2	8	93,220	4,520	1,002	755	2,002
Straits Settlements (including Labuan)	27	9	8	6	9	9,060	5,320	4,470	3,669	2,017
Hongkong	19	5	..	2	..	5,850	4,870	690	1,316	900
Other British Possessions	1	290	..	30	..
TOTAL BRITISH EMPIRE	10,573	22,440	15,032	15,153	6,798	29,40,640	66,75,330	41,62,542	27,27,711	13,62,879
Sweden	577	1,887	697	1,111	955	2,54,600	6,80,880	2,41,170	3,46,187	2,56,134
Norway	170	2	13	..	2	93,120	520	4,000	15	630
Germany	121	1,753	1,806	252	..	27,800	2,25,081	3,32,893	50,649
Netherlands	206	73	311	104	191	62,290	32,616	69,037	51,751	47,851
Luxemburg	—	—	40	4	1	—	—	6,169	627	136
Belgium	889	5,290	21,518	17,623	8,898	2,97,620	17,45,910	30,56,002	27,46,283	18,85,975
France	175	1	20,812	300	25
China (exclusive of Hongkong and Macao)	3	4	4	6	13	4,310	3,800	3,147	3,804	6,293
Japan	83	..	1	1	..	6,590	..	546	212	314
United States of America—										
Via Atlantic Coast	2,739	1,541	405	398	2	10,18,080	4,48,210	1,12,005	14,314	1,486
" Pacific "	755	3,13,660
Other Foreign Countries	1	300	81	37	..
TOTAL FOREIGN COUNTRIES	5,377	3,425	24,917	20,704	10,314	20,53,360	28,93,010	37,39,859	34,06,483	17,49,172
Share of Bengal	3,338	12,354	18,837	6,276	2,123	27,34,340	37,65,760	38,44,843	13,15,965	6,03,344
" Bombay	2,556	5,039	3,359	3,843	1,995	6,08,120	13,67,590	11,14,712	10,70,382	2,72,634
" Sind	63	213	744	780	575	16,660	53,360	94,472	43,098	71,033
" Madras	2,369	6,261	3,703	11,361	5,683	9,64,530	24,40,600	21,74,267	22,39,250	11,06,686
" Burma	2,334	6,607	3,854	3,657	6,431	6,78,550	19,46,030	6,73,298	16,05,499	10,58,514
TOTAL	15,950	30,865	40,849	35,917	17,112	49,94,000	95,68,340	79,01,892	62,24,194	31,12,351
Iron or Steel—										
Anchors and cables (III. K)—	Tons	Tons	Tons	Tons	Tons					
United Kingdom	936	1,523	855	458	474	5,10,540	10,93,850	8,28,382	3,25,978	2,56,208
Mesopotamia *	—	—	2	—	—	..	15	1,125
Straits Settlements (including Labuan)	7	..	100	3,105
Kenya Colony	64	26,460
New South Wales	3	3,060
Australian Commonwealth (Total)	3	3,060
Other British Possessions	2	3	..	1	..	1,120	790	58	200	6
TOTAL BRITISH EMPIRE	938	1,580	858	459	483	5,11,660	11,21,240	8,31,500	3,26,193	2,60,503
Germany	21	7,609
Honjam Island	3	1,300
United States of America—										
Via Atlantic Coast	3	6	28	..	1	1,540	14,870	40,904	411	..
Other Foreign Countries	70	400
TOTAL FOREIGN COUNTRIES	6	6	28	..	22	2,840	14,940	40,904	411	8,009
Share of Bengal	426	1,145	629	267	307	2,18,640	8,16,770	6,27,068	1,71,599	1,00,854
" Bombay	191	165	115	110	68	1,10,660	1,11,460	1,06,861	90,202	25,346
" Sind	2	27	..	3	25	1,340	24,640	200	1,601	18,973
" Madras	13	..	5	1	7	5,360	100	2,495	200	2,870
" Burma	314	226	137	78	198	1,78,070	1,84,210	1,35,780	69,002	1,20,469
TOTAL	944	1,580	889	459	505	3,14,500	11,36,180 (a)	8,72,404	3,20,604	2,68,512

(a) Duty was collected on Rs. 11,12,950 in 1920-21.
* Included in Turkey, Asiatic prior to 1921-22.

ARTICLES, AND COUNTRIES OF CONSIGNMENT; ALSO SHARE OF EACH PROVINCE	QUANTITY					VALUE				
	1919-20	1920-21	1921-22	1922-23	1923-24	1919-20	1920-21	1921-22	1922-23	1923-24
						R	R	R	R	R
Metals and Ores—continued										
<i>Iron or Steel—continued</i>										
Beams, pillars, girders, and bridge-work (III. K)—	Tons	Tons	Tons	Tons	Tons					
United Kingdom	20,435	63,698	21,720	30,686	35,374	44,85,870	2,29,65,100	87,01,998	74,90,049	74,22,629
Ceylon	18	2	21	14	8	11,040	1,380	11,886	8,681	2,734
Straits Settlements (including Labuan)	10	4	..	2,280	90	..	815	..
Other British Possessions	8	5	818	436
TOTAL BRITISH EMPIRE	20,463	63,698	21,741	30,712	35,387	44,99,190	2,29,64,570	87,13,879	74,95,358	74,25,801
Norway	20
Germany	210	1,975	3,237	1,520	..	1,14,600	4,02,968	5,13,296	2,00,047
Netherlands	2	619	42	440	1,68,895	5,605	70
Belgium	7,846	29,050	30,488	38,336	..	26,93,380	54,61,411	42,80,639	49,44,446
Luxemburg	122	687	466	663	..	40,260	1,78,957	70,992	85,170
France	5	1,408	982	1,209	..	1,610	2,27,024	1,35,050	1,60,381
United States of America— Vid Atlantic Coast	2,205	6,471	2,357	306	431	6,39,070	28,02,690	11,74,059	1,11,805	1,84,236
“ Pacific “	2	2,486
TOTAL FOREIGN COUNTRIES	2,205	14,662	36,296	35,521	42,161	6,39,070	56,53,000	76,13,734	50,07,387	55,77,436
Share of Bengal	13,753	41,400	22,136	20,764	28,611	29,32,319	1,41,12,670	49,12,989	30,63,070	40,86,831
“ Bombay	5,529	21,747	19,570	26,787	27,249	12,69,230	80,89,230	68,27,363	66,30,628	53,72,338
“ Sind	1,124	7,729	9,922	12,251	13,410	3,54,910	28,24,490	22,15,892	17,13,300	18,07,760
“ Madras	1,083	4,357	3,548	3,131	5,013	3,31,230	19,09,190	15,07,955	6,67,766	12,29,772
“ Burma	879	3,127	2,831	3,300	3,265	2,00,630	17,01,990	8,63,414	5,22,381	5,06,596
TOTAL	22,668	78,367	58,037	66,233	77,548	51,38,260	2,86,17,570	1,63,27,813	1,25,92,745	1,30,03,237
Boils and nuts (III. K)—	Tons	Tons	Tons	Tons	Tons					
United Kingdom	2,092	6,505	2,293	3,209	3,087	13,83,980	53,25,980	19,50,456	17,51,401	15,00,265
Mesopotamia*	109	9,666
Ceylon	1	..	2	430	260	1,399	756	141
Straits Settlements (including Labuan)	4	..	3	4,120	400	795	15	69
Canada—										
Vid Atlantic Coast	2	7	..	2,260	5,302
“ Pacific “	6	5,288	..
South Australia (including Northern Territory)	2	1,793
Victoria	40
Australian Commonwealth (Total)	2	40	1,793
Other British Possessions	60	24	..	123
TOTAL BRITISH EMPIRE	2,097	6,507	2,800	3,215	3,203	13,88,530	53,29,060	19,54,467	17,57,460	15,15,506
Sweden	4	12	4	8,639	5,632	1,008
Denmark	8	3	1,985	903
Germany	5	447	594	356	..	4,920	2,87,228	2,88,588	1,04,393
Netherlands	107	264	206	60,671	1,31,001	80,829
Belgium	126	661	964	1,645	2,106	56,430	4,48,020	4,40,748	6,49,744	6,82,814
France	2	3	13	2	..	2,840	3,125	5,919	728
Japan	72	6	6	3	1	1,23,410	15,250	9,906	2,541	929
German East Africa †	7	2	4,270	1,020
United States of America— Vid Atlantic Coast	1,630	1,176	359	731	328	9,08,220	10,98,400	3,76,013	5,27,163	2,68,090
“ Pacific “	120	14	93,090	6,820
Other Foreign Countries	1	1,030	3	530	20
TOTAL FOREIGN COUNTRIES	1,964	1,848	1,910	3,265	3,080	11,80,320	15,71,480	11,80,328	16,13,103	11,06,594

* Included in Turkey, Asiatic prior to 1921-22.

† Shown as “ Tanganyika Territory ” under the British Empire from 1921-22.

No. 13—continued

ARTICLES, AND COUNTRIES OF CONSIGNMENT; ALSO SHARE OF EACH PROVINCE	QUANTITY					VALUE				
	1919-20	1920-21	1921-22	1922-23	1923-24	1919-20	1920-21	1921-22	1922-23	1923-24
Metals and Ores—continued						R	R	R	R	R
<i>Iron or Steel—continued</i>										
Bolts and nuts (III. K)— continued	Tons	Tons	Tons	Tons	Tons					
<i>Share of Bengal . . .</i>	2,003	4,699	1,629	2,435	2,771	12,92,370	36,93,020	11,73,632	12,18,845	11,99,796
" <i>Bombay . . .</i>	989	2,314	1,705	2,565	2,120	7,42,710	21,35,170	11,97,730	13,64,085	9,26,397
" <i>Sind . . .</i>	167	296	137	232	346	1,06,990	2,70,030	1,31,865	1,38,431	1,07,710
" <i>Madras . . .</i>	251	355	333	607	417	1,81,900	3,42,660	2,96,604	2,95,063	1,88,895
" <i>Burma . . .</i>	661	686	416	741	729	2,50,880	5,59,660	2,84,939	3,34,138	2,89,362
TOTAL . . .	4,061	8,350	4,219	6,490	6,288	25,74,850	69,00,540	30,34,700	33,70,563	27,12,160(b)
Fencing materials (including fencing wire) (III. K) (a)—	Tons	Tons	Tons	Tons	Tons					
United Kingdom . . .	174	402	174	561	606	89,620	2,94,900	94,878	2,42,709	3,79,439
Ceylon	3	1	3	7	420	8,240	514	2,399	3,081
Straits Settlements (includ- ing Labuan) . . .	2	..	5	1	..	1,130	70	3,712	671	41
Natal	33
Canada :—										
Via Atlantic Coast	80	41,027
TOTAL BRITISH EMPIRE	176	465	180	565	683	91,170	2,98,210	99,137	2,45,679	4,23,568
Germany	332	622	495	..	360	98,389	1,60,460	1,42,536
Netherlands . . .	5	2	6	30	26	2,890	1,260	1,660	7,737	6,789
Belgium . . .	10	152	100	338	351	3,810	94,880	29,500	1,02,889	1,05,157
Austria	10	2,720
Czechoslovakia . . .	—	—	7	—	—	—	..	2,021
United States of America—										
Via Atlantic Coast . . .	345	305	89	340	103	1,78,620	1,86,050	22,637	97,629	55,012
" Pacific " . . .	84	40,150
TOTAL FOREIGN COUNTRIES	444	459	477	1,380	602	2,25,470	2,82,550	1,62,236	3,77,708	3,16,085
Share of Bengal . . .	211	363	115	668	1,019	97,420	2,42,420	60,467	3,05,050	4,40,523
" <i>Bombay . . .</i>	98	266	357	726	612	45,410	1,70,080	1,28,671	2,10,507	1,54,570
" <i>Sind . . .</i>	60	116	45	40	76	28,980	75,830	16,192	12,780	22,242
" <i>Madras . . .</i>	37	67	81	157	133	17,560	41,780	30,053	53,224	40,466
" <i>Burma . . .</i>	214	112	59	304	235	1,27,270	50,660	15,690	41,826	80,872
TOTAL	620	924	657	1,895	* 1,975	3,16,640	5,80,760	2,51,372	6,23,387	7,38,673

(a) Figures prior to 1922-23 represent "Fencing wire."

(b) Duty was collected on Rs. 27,11,850 in 1923-24.

No. 13—continued

ARTICLES, AND COUNTRIES OF CONSIGNMENT; ALSO SHARE OF EACH PROVINCE	QUANTITY					VALUE				
	1919-20	1920-21	1921-22	1922-23	1923-24	1919-20	1920-21	1921-22	1922-23	1923-24
Metals and Ores—continued						R	R	R	R	R
<i>Iron or Steel—continued</i>										
Hoops and strips (III. K)—	Tons	Tons	Tons	Tons	Tons					
United Kingdom	16,488	18,850	12,055	17,151	24,022	62,15,000	84,87,180	42,70,997	41,31,683	55,99,082
Ceylon	94	1	1	36,710	510	125	348	50
Straits Settlements (including Labuan)	43	30,030	100	37	32	140
Canada—										
Via Atlantic Coast	2	1,760
Other British Possessions	35	..	3
TOTAL BRITISH EMPIRE	16,625	18,853	12,055	17,151	24,023	62,81,740	84,89,550	42,71,194	41,32,063	55,99,734
Germany	224	1,394	1,406	384	..	81,810	3,19,243	3,14,290	76,307
Netherlands	44	30	50	202	..	15,690	7,603	11,975	41,963
Belgium	123	298	1,445	4,504	3,006	34,550	1,29,030	3,69,739	9,07,984	7,42,298
Luxemburg	—	—	161	116	121	—	—	35,736	23,174	21,835
France	107	141	4	20,861	32,411	969
Turkey, Asiatic
Persian Gulf	41	65	—	—	—	16,900	26,000	—	—	—
United States of America—										
Via Atlantic Coast	10,689	3,746	2,632	1,724	2,224	44,39,840	12,10,920	8,41,624	5,03,433	5,32,423
" Pacific "	676	3,51,980	33
Other Foreign Countries	1	1	1	240	360	464	100	..
TOTAL FOREIGN COUNTRIES	11,430	4,378	5,770	7,941	6,841	48,43,510	14,63,830	15,95,270	17,93,267	14,15,833
Share of Bengal	12,715	6,923	3,928	5,180	8,838	57,87,330	32,65,820	13,50,268	12,02,334	19,08,743
" Bombay	11,822	12,490	11,157	13,749	16,855	38,58,880	49,84,770	36,23,270	32,33,602	38,17,921
" Sind	1,442	1,243	1,338	3,254	2,827	6,23,160	4,69,220	4,21,604	7,36,418	7,03,424
" Madras	1,498	1,754	871	2,084	1,680	6,06,480	3,88,880	3,23,611	5,31,390	4,21,905
" Burma	578	821	531	855	664	2,49,400	3,44,690	1,47,711	2,21,586	1,63,574
TOTAL	28,055	23,231	17,825	25,122	30,864	1,11,25,250	99,53,380	58,66,464	59,28,330	70,15,567
nails, rivets, and washers (excluding wire nails) (III. K)—	Tons	Tons	Tons	Tons	Tons					
United Kingdom	4,036	7,450	3,470	4,484	5,697	20,13,890	45,25,970	18,10,755	21,27,217	21,49,629
Mesopotamia*	—	—	30	—	2	—	—	3,741	..	1,000
Ceylon	19	19	3	18	..	14,320	11,600	2,848	6,488	598
Straits Settlements (including Labuan)	22	4	4	10	1	14,610	5,020	5,220	6,898	751
Natal	4	1,500
Kenya Colony	2	11	..	1,380	420	..	4,360	..
Canada—										
Via Atlantic Coast	25	90	1	17,060	53,280	909
" Pacific "	1	240	850
Victoria	1	1,020	36
New South Wales	15	9,000
Australian Commonwealth (Total)	..	16	10,020	36
Other British Possessions	1	1	1	1	..	310	685	457	680
TOTAL BRITISH EMPIRE	4,108	7,581	3,508	4,610	5,702	20,63,000	46,07,470	18,23,285	21,45,400	21,53,456

(a) Duty was collected on £ 1,11,10,800 in 1919-20 and on Rs 44,070 in 1920-21.
 * Included in Turkey, Asiatic, prior to 1921-22.

No. 13—continued

ARTICLES, AND COUNTRIES OF CONSIGNMENT; ALSO SHARE OF EACH PROVINCE	QUANTITY					VALUE				
	1919-20	1920-21	1921-22	1922-23	1923-24	1919-20	1920-21	1921-22	1922-23	1923-24
Metals and Ores—continued						R	R	R	R	R
<i>Iron or Steel—continued</i>										
Nails, rivets, and washers (excluding wire nails) (III. K)—continued	Tons	Tons	Tons	Tons	Tons.					
Russia—										
Northern Russia	13	18,177
Esthonia	11	14,703
Finland	12	14,371
Sweden	642	1,789	719	1,542	1,155	4,43,510	14,55,580	6,89,230	11,08,929	7,54,042
Norway	893	1,581	291	2,138	2,435	4,76,510	11,67,450	2,10,018	12,32,537	11,40,281
Germany	110	876	860	812	..	89,930	8,87,594	3,49,482	3,07,619
Netherlands	23	167	201	722	653	6,510	1,36,820	79,176	2,29,810	1,92,047
Belgium	50	719	1,397	1,102	1,402	22,860	8,51,320	6,97,018	4,74,163	5,58,715
France	4	2	4	1,732	647	1,360
Switzerland	2	3,000
Italy	5	2,100
Austria	6	1,755
Turkey, Asiatic										
Red Sea †	170
Persian Gulf	82	6,590
Java	5	7,820	23	..
Japan	45	149	8	2	..	48,390	1,40,830	8,719	1,742	..
United States of America—										
Via Atlantic Coast	2,230	1,015	200	423	31	13,75,810	7,25,250	1,72,008	1,02,460	17,082
" Pacific "	55	7	1	5	2	88,810	4,270	951	4,059	1,148
Other Foreign Countries	1	300	100	16
TOTAL FOREIGN COUNTRIES	3,884	5,566	3,607	6,794	6,543	24,21,020	42,50,190	21,45,446	35,00,972	30,24,306
Share of Bengal	3,331	4,849	2,598	3,590	3,298	16,73,010	27,00,100	14,06,455	16,05,735	13,15,308
" Bombay	2,690	4,814	2,567	5,151	5,947	15,77,410	36,66,440	15,67,528	26,66,793	23,09,786
" Sind	477	1,238	335	619	889	3,51,000	8,41,430	1,73,676	3,25,260	4,20,680
" Madras	255	622	336	585	617	1,80,210	8,45,200	2,53,206	3,66,807	3,91,421
" Burma	1,236	1,624	1,359	1,368	1,496	7,02,390	11,04,490	6,57,537	7,82,677	7,40,647
TOTAL	7,992	13,147	7,176	11,313	12,245	44,84,020(a)	88,57,660(a)	39,68,731	56,46,372	51,77,852
Old, for re-manufacture (II. F)—	Tons	Tons	Tons	Tons	Tons					
United Kingdom	3,871	7,216	8,378	1,200	4,407	2,61,860	5,46,020	6,09,125	60,788	1,82,670
Aden and Dependencies	35	10	45	44	3	2,080	970	2,352	1,125	157
Mesopotamia*	161	254	730	8,165	12,569	39,945
Maldives	8	28	..	1	..	580	3,420	..	29
Ceylon	1,242	462	593	416	481	1,12,090	89,310	41,112	22,982	24,478
Straits Settlements (including Labuan)	18	12	..	3	..	1,270	680	59	204	..
Egypt †	4	2	..	420	89	..
Natal	3	15	3	190	1,050	186	42	55
Zanzibar and Pemba	82	7	770	880
Kenya Colony	12	46	123	122	84	1,110	4,250	9,126	6,345	3,895
Tanganyika Territory	61	76	3,800	7,920	..
Mauritius and Dependencies	12	26	11	1,140	2,064	869	..
Other British Possessions	1	..	2	120	..	245
TOTAL BRITISH EMPIRE	5,218	7,788	9,361	2,134	5,706	3,80,810	5,94,860	6,79,674	1,12,933	2,51,229

(a) Duty was collected on 244,82,700 in 1919-20 and on 288,67,200 in 1923-24.
* Included in Turkey, Asiatic, prior to 1921-22.
† Shown as a Foreign Country from 1923-24.

ARTICLES, AND COUNTRIES OF CONSIGNMENT; ALSO SHARE OF EACH PROVINCE	QUANTITY					VALUE				
	1919-20	1920-21	1921-22	1922-23	1923-24	1919-20	1920-21	1921-22	1922-23	1923-24
						R	R	R	R	R
Metals and Ores—continued										
<i>Iron or Steel—continued</i>										
Old, for re-manufacture (II. F) —continued	Tons	Tons	Tons	Tons	Tons					
Netherlands	50	48	2,180
Belgium	504	..	2	45,791	20	153
Turkey, Asiatic	—	—	—	—
Red Sea	18	5	—	—	—	1,320	420	—	—	—
Persian Gulf	34	126	—	—	..	2,690	14,930	—	—	—
Mascat Territory and Trucial Oman	3	27	25	350	2,000	1,675	5	35
Other Native States in Arabia	30	1	13	1,600	33	802	7
Persia	170	..	108	11,248	30	8,553
Somaland (French)	14	2,170
Egypt †	—	—	—	—	41	—	—	—	—	3,283
United States of America—										
Vid Atlantic Coast	12	33	2	4	1	910	2,360	152	222	64
" Pacific "	3	400
Other Foreign Countries	15	8	5	8	9	1,570	600	346	677	445
TOTAL FOREIGN COUNTRIES	96	229	716	25	214	9,410	21,900	59,245	1,804	15,102
<i>Share of Bengal</i>	<i>63</i>	<i>229</i>	<i>37</i>	<i>48</i>	<i>44</i>	<i>10,720</i>	<i>13,890</i>	<i>7,463</i>	<i>2,735</i>	<i>5,669</i>
" Bombay	3,220	5,791	9,010	1,074	4,314	2,18,530	3,98,700	6,27,630	53,846	1,76,944
" Sind	43	127	151	248	570	3,590	15,550	8,986	12,365	36,466
" Madras	1,241	942	312	786	763	1,13,240	79,630	60,231	45,606	38,089
" Burma	742	928	17	3	229	44,140	1,03,360	34,659	136	9,163
TOTAL	5,314	8,017	10,077	2,159	5,920	3,90,220	6,16,780	7,38,919	1,14,737	3,06,331
Pipes and fittings, cast (III. K)—	Tons	Tons	Tons	Tons	Tons					
United Kingdom	8,350	20,536	12,976	21,155	13,801	22,48,420	78,08,640	68,20,931	51,54,355	30,58,059
Ceylon	40	94	18	1	2	12,970	39,580	8,731	1,192	1,428
Straits Settlements (including Labuan)	4	24	7	52	1	8,870	20,170	6,137	35,892	336
Canada—										
Vid Atlantic Coast	51	7	28	43,950	4,275	12,007	..
Other British Possessions	1	..	2	250	..	620	..
TOTAL BRITISH EMPIRE	8,394	20,706	13,008	21,238	13,804	22,70,260	79,12,590	68,40,074	52,04,066	30,59,823
Denmark	28	23,020	..
Germany	97	48	129	322	..	75,640	37,474	71,635	1,03,561
Netherlands	20	14	12	19	..	14,800	5,938	4,694	7,269
Belgium	5	249	2,285	1,080	..	3,080	87,781	3,89,080	1,77,708
Luxemburg	—	—	..	39	..	—	—	..	16,860	..
France	40	504	13,246	181,240	..
Switzerland	1	305
Czechoslovakia	—	—	13	—	—	4,290
Japan	4	10	2,577	541	..
United States of America—										
Vid Atlantic Coast	2,085	4,288	3,998	2,708	84	10,76,030	24,83,470	25,89,868	11,95,011	44,233
" Pacific "	20	..	21	2	..	25,300	1,060	26,898	4,914	..
TOTAL FOREIGN COUNTRIES	2,105	4,410	4,387	5,707	1,525	11,01,330	25,78,060	27,68,072	17,73,995	3,33,073
<i>Share of Bengal</i>	<i>3,498</i>	<i>6,040</i>	<i>3,202</i>	<i>10,849</i>	<i>4,987</i>	<i>13,55,010</i>	<i>31,52,430</i>	<i>53,39,659</i>	<i>29,90,118</i>	<i>9,36,174</i>
" Bombay	5,272	9,289	4,660	9,933	5,871	12,49,950	29,97,900	29,08,919	21,86,746	12,82,300
" Sind	146	1,325	318	937	1,341	43,760	6,84,030	3,91,861	3,21,775	3,03,368
" Madras	309	3,723	2,662	3,851	1,125	2,04,450	13,41,930	11,20,932	3,90,322	3,42,262
" Burma	1,275	4,759	1,653	1,375	2,095	6,16,430	24,14,160	7,46,775	5,89,100	5,11,892
TOTAL	10,499	25,116	17,395	26,945	15,410	33,71,590	1,04,90,650	98,09,146	62,78,061	33,92,893

† Shown as a Foreign Country from 1923-24.
(a) Duty was collected on Rs3,69,802 in 1923-24.

No. 13—continued

ARTICLES, AND COUNTRIES OF CONSIGNMENT; ALSO SHARE OF EACH PROVINCE	QUANTITY					VALUE				
	1919-20	1920-21	1921-22	1922-23	1923-24	1919-20	1920-21	1921-22	1922-23	1923-24
Metals and Ores—continued										
Iron or Steel—continued										
Balls, chairs, and fish plates, excluding those for railways (III. K)—	Tons	Tons	Tons	Tons	Tons	R	R	R	R	R
United Kingdom	1,769	12,877	7,372	3,370	5,000	4,44,180	46,24,430	20,07,698	6,82,076	9,28,821
Mesopotamia*	—	—	..	59	271	—	—	..	5,915	22,879
Federated Malay States	188	12,297
Other British Possessions	160	40	..	11	11
TOTAL BRITISH EMPIRE	1,769	12,877	7,372	3,429	5,407	4,44,290	46,24,470	20,07,698	6,88,002	9,64,008
Sweden	10	..	3	3,738	..	1,868
Germany	7,488	2,074	372	2,30,078	4,08,434	1,21,175
Netherlands	428	910	400	887	..	1,84,040	1,64,982	67,625	1,14,044
Belgium	1,051	3,605	3,652	2,774	..	5,05,350	7,22,928	11,49,476	3,82,057
United States of America— Via Atlantic Coast	5,220	4,555	2,669	458	53	11,64,090	13,15,550	10,22,188	95,125	22,193
Other Foreign Countries	10	30	..
TOTAL FOREIGN COUNTRIES	5,220	6,032	14,682	12,182	4,589	11,64,100	18,64,940	21,44,814	17,10,500	6,41,297
Share of Bengal	3,501	9,525	5,281	7,322	4,051	8,83,760	36,37,540	13,69,439	11,60,284	6,58,275
" Bombay	2,094	1,072	13,951	5,112	2,738	4,23,470	4,96,080	18,22,532	7,39,395	4,31,851
" Sind	902	781	1,851	1,519	..	2,45,050	1,06,311	2,23,458	2,36,768
" Madras	675	4,088	705	507	358	1,97,500	13,87,450	2,32,905	94,644	59,694
" Burma	719	3,322	1,336	819	1,330	1,03,720	8,54,490	5,91,325	1,80,811	1,88,717
TOTAL	6,989	18,909	22,054	15,011	9,096	16,08,390	64,89,410	41,52,512	23,98,592	16,05,305 (a)
Screws (III. K)—										
United Kingdom	761	1,070	281	633	907	7,81,700	15,12,790	4,91,044	7,70,906	9,00,934
Aden and Dependencies	5
Ceylon	3	1,060	220	..	18	..
Mesopotamia*	—	—	15	—	—	3,658
Straits Settlements (including Labuan)	2	2,890	..	370
Kenya Colony	80
TOTAL BRITISH EMPIRE	766	1,070	281	633	922	7,97,440	15,13,000	4,91,414	7,70,922	9,64,597
Sweden	9	5	6	14,860	6,852	9,045
Germany	58	184	313	..	280	73,898	1,86,602	2,05,628
Netherlands	4	3	38	26	..	5,810	1,895	24,321	17,275
Belgium	6	72	96	134	124	5,620	78,490	1,06,450	1,33,328	1,28,729
France	2	1,930
Japan	4	..	1	..	1,610	15,180	..	500	..
United States of America— Via Atlantic Coast	609	577	24	300	155	10,15,620	8,02,800	33,608	3,24,841	1,90,128
" Pacific "	1	5	1,440	7,510
Other Foreign Countries	280	170
TOTAL FOREIGN COUNTRIES	616	662	190	657	628	10,21,870	9,10,240	2,30,706	6,75,444	6,51,633
Share of Bengal	387	780	116	527	814	10,56,240	10,35,140	2,18,239	6,14,039	8,54,495
" Bombay	277	420	191	319	196	3,73,160	6,89,240	2,85,518	3,60,717	2,12,254
" Sind	45	325	97	244	298	68,750	3,68,870	1,21,081	2,49,423	2,75,925
" Madras	74	146	50	88	144	1,95,650	2,49,800	64,436	1,00,084	1,58,325
" Burma	89	61	17	112	98	1,35,670	90,280	32,848	1,25,103	1,15,131
TOTAL	1,382	1,732	471	1,290	1,550	18,09,510	24,23,230	7,22,120	14,55,366	16,16,230

* Included in Turkey, Asiatic prior to 1921-22.
(a) Duty was collected on K14,96,678 in 1923-24.

No. 13--continued

ARTICLES, AND COUNTRIES OF CONSIGNMENT; ALSO SHARE OF EACH PROVINCE	QUANTITY					VALUE				
	1919-20	1920-21	1921-22	1922-23	1923-24	1919-20	1920-21	1921-22	1922-23	1923-24
Metals and Ores--continued						R	R	R	R	R
Iron or Steel--continued										
Sheets and plates--										
Galvanised--										
Corrugated (III. K)--	Tons	Tons	Tons	Tons	Tons					
United Kingdom . . .	47,513	51,287	71,397	102,480	143,998	1,83,45,080	2,31,60,400	2,52,94,015	3,05,67,853	4,48,61,807
Ceylon	54	..	62	1	3	13,860	490	31,507	331	1,074
Other British Possessions	1	60	170	318	351	371
TOTAL BRITISH EMPIRE	47,567	51,287	71,459	102,481	144,000	1,83,59,000	2,31,61,060	2,53,25,840	3,05,68,535	4,48,63,252
Germany	5	67	32	3,250	23,615	12,347	..
Netherlands	59	17,230
Belgium	52	66	6	15,170	23,032	2,046	150
Java	40
Italian East Africa (Somaliland and Eritrea)	16	6,800
United States of America--										
Via Atlantic Coast . . .	2,740	5,858	3,755	6,024	4,405	10,51,450	25,23,410	16,15,800	17,12,574	13,71,113
.. Pacific	330	89,005	..
TOTAL FOREIGN COUNTRIES	2,740	5,974	3,904	6,392	4,405	10,51,450	25,59,100	16,69,247	18,15,972	13,71,263
Share of Bengal	30,872	25,045	31,585	49,701	64,607	1,19,02,910	1,04,19,690	1,14,73,899	1,46,09,849	2,01,63,389
.. Bombay	13,303	21,295	30,152	41,044	64,770	44,13,050	95,91,420	98,17,011	1,13,48,884	1,88,96,773
.. Sind	975	1,697	1,558	3,321	3,552	4,95,230	7,95,430	5,39,315	9,93,785	10,92,486
.. Madras	1,193	1,972	2,860	3,164	4,489	4,80,640	9,29,560	11,02,910	9,48,239	13,67,850
.. Burma	3,964	7,252	9,210	11,653	10,987	21,18,620	39,81,050	40,51,582	44,53,750	47,13,517
TOTAL	50,907	57,261	75,363	108,873	148,405	1,94,10,450	2,57,20,160	2,60,95,087	3,23,84,507	4,62,34,515
Plain (III. K)--	Tons	Tons	Tons	Tons	Tons					
United Kingdom	7,870	8,649	11,875	12,037	15,138	33,92,940	43,29,900	43,89,269	37,65,650	50,30,445
Ceylon	28	11	101	14,870	4,540	49,495	128	371
Hongkong	1	1,610
Other British Possessions	2	1	1	..	20	697	201	149
TOTAL BRITISH EMPIRE	7,699	8,660	11,978	12,038	15,139	34,09,320	43,34,460	44,39,461	37,65,979	50,30,965
Germany	7	382	374	209	..	5,180	1,41,186	94,656	86,353
Netherlands	10	26	2,550	4,913	..
Belgium	5	49	307	466	678	4,330	22,300	1,18,401	1,23,037	1,98,016
Luxemburg	25	4,024
France	15	5,235
United States of America--										
Via Atlantic Coast . . .	401	660	261	696	517	1,99,500	3,23,480	95,042	2,03,900	1,65,018
.. Pacific	12	5,310
TOTAL FOREIGN COUNTRIES	406	728	1,000	1,562	1,494	2,03,830	3,56,270	3,66,438	4,26,506	4,60,287
Share of Bengal	2,645	2,725	3,214	3,132	4,185	10,16,410	12,77,700	14,82,035	10,56,521	14,20,037
.. Bombay	2,659	3,991	5,354	4,845	6,498	11,96,320	19,99,160	18,29,858	13,41,193	20,21,821
.. Sind	805	1,138	1,857	3,446	3,421	4,20,570	5,80,620	7,19,502	10,74,223	11,23,847
.. Madras	597	563	952	1,113	1,331	2,86,630	3,34,360	3,88,659	3,48,392	4,69,490
.. Burma	1,489	971	901	1,064	1,198	6,93,220	5,18,850	3,85,845	3,72,156	4,46,057
TOTAL	8,105	9,388	12,078	13,600	16,633	36,18,150	46,90,730	48,05,809	41,92,485	54,81,252

No. 13—continued

ARTICLES, AND COUNTRIES OF CONSIGNMENT; ALSO SHARE OF EACH PROVINCE	QUANTITY					VALUE				
	1919-20	1920-21	1921-22	1922-23	1923-24	1919-20	1920-21	1921-22	1922-23	1923-24
METALS AND ORES—continued						R	R	R	R	R
<i>Iron or Steel—continued</i>										
<i>Sheets and plates—continued—</i>										
<i>Tinned—</i>										
<i>Tin plates (III. K) (a)—</i>					Tons					
United Kingdom	—	—	—	—	37,402	—	—	—	—	1,51,62,076
Other British Possessions	—	—	—	—	7	—	—	—	—	808
TOTAL BRITISH EMPIRE .	—	—	—	—	37,400	—	—	—	—	1,51,63,784
<i>Czechoslovakia</i>	—	—	—	—	—	—	—	—	—	132
<i>United States of America—</i>										
<i>Via Atlantic Coast</i>	—	—	—	—	6,587	—	—	—	—	27,16,411
TOTAL FOREIGN COUNTRIES	—	—	—	—	6,587	—	—	—	—	27,15,543
<i>Share of Bengal</i>	—	—	—	—	18,612	—	—	—	—	76,68,377
“ <i>Bombay</i>	—	—	—	—	10,160	—	—	—	—	40,70,492
“ <i>Sind</i>	—	—	—	—	6,132	—	—	—	—	21,13,704
“ <i>Madras</i>	—	—	—	—	4,949	—	—	—	—	20,04,816
“ <i>Burma</i>	—	—	—	—	6,153	—	—	—	—	21,21,938
TOTAL	—	—	—	—	48,006	—	—	—	—	1,78,70,327
<i>Other sorts (III. K) (a)—</i>					Tons					
United Kingdom	—	—	—	—	94	—	—	—	—	37,535
<i>Share of Bengal</i>	—	—	—	—	80	—	—	—	—	27,698
“ <i>Bombay</i>	—	—	—	—	..	—	—	—	—	178
“ <i>Sind</i>	—	—	—	—	..	—	—	—	—	41
“ <i>Madras</i>	—	—	—	—	12	—	—	—	—	8,366
“ <i>Burma</i>	—	—	—	—	2	—	—	—	—	1,062
TOTAL	—	—	—	—	94	—	—	—	—	37,535
<i>Total Tinned (b)—</i>	Tons	Tons	Tons	Tons	Tons					
United Kingdom	29,154	44,897	24,207	38,730	37,490	1,33,59,910	3,05,29,820	1,34,74,223	1,49,59,070	1,52,00,511
Aden and Dependencies	7	800
Ceylon	14	20	8,320	74	242	8
Straits Settlements (in- cluding Labuan)	370	136	..	185	..	1,43,810	1,15,470	137	77,858	..
Hongkong	57	25,860
TOTAL BRITISH EMPIRE .	29,533	45,104	24,207	38,924	37,503	1,35,03,740	3,06,70,470	1,34,74,434	1,50,37,170	1,52,01,319

(a) Separately recorded from 1923-24.

(b) Subdivided into "Tin plates" and "Other sorts" from 1923-24.

No. 13—continued

ARTICLES, AND COUNTRIES OF CONSIGNMENT; ALSO SHARE OF EACH PROVINCE	QUANTITY					VALUE				
	1919-20	1920-21	1921-22	1922-23	1923-24	1919-20	1920-21	1921-22	1922-23	1923-24
Metals and Ores—continued						R	R	R	R	R
Iron or Steel—continued										
Sheets and plates—continued										
Tinned (III K)(a)—continued										
Total Tinned (b)—continued	Tons	Tons	Tons	Tons	Tons					
Belgium	25	10,190
France	4	5,270
Turkey, Asiatic
Persian Gulf	15	28	7,170	10,740
Persia	1	5	1,250	800
Java	687	2,91,224	..
Japan	443	2,75,240	883
United States of America—										
Via Atlantic Coast	11,555	4,200	585	4,006	6,587	50,42,410	32,27,210	3,09,410	10,00,007	27,15,411
" Pacific "	1,606	89	3,81,790	16,490
Other Foreign Countries	4	215	963	132
TOTAL FOREIGN COUNTRIES	12,636	4,830	540	4,697	6,587	54,31,370	35,46,390	3,70,317	18,98,794	27,15,543
Share of Bengal	18,340	20,823	11,499	21,106	18,692	79,17,340	1,31,36,620	56,53,816	78,20,095	75,96,275
" Bombay	10,030	11,293	4,849	7,992	10,150	47,56,130	85,39,660	32,91,683	30,46,138	40,70,670
" Sind	4,834	6,219	2,213	3,121	5,132	22,34,110	49,07,420	12,34,323	11,92,747	21,13,745
" Madras	4,016	6,113	1,509	5,417	4,961	18,29,300	38,13,850	13,60,672	20,78,970	20,13,172
" Burma	4,949	6,456	4,377	5,983	5,155	21,98,230	35,69,280	22,54,257	27,98,014	21,23,000
TOTAL	42,169	49,934	24,747	43,621	44,000	1,89,35,110	3,42,25,860	1,38,44,751	1,69,35,964	1,79,10,862
Not galvanised or tinned (III, K)—	Tons	Tons	Tons	Tons	Tons					
United Kingdom	48,087	67,283	28,802	39,487	67,836	1,69,26,420	2,09,41,740	82,46,601	83,22,059	1,12,21,298
Mesopotamia*	213	21,488
Ceylon	37	20	1	9	..	11,140	7,160	638	3,911	155
Straits Settlements (including Labuan)	62	1	1	1	..	39,490	1,100	150	268	94
Canada—										
Via Atlantic Coast	104	25,010
Western Australia	15	2,669	..
Australian Commonwealth (Total)	15	2,669	..
Other British Possessions	110
TOTAL BRITISH EMPIRE	48,186	67,408	28,804	39,512	68,048	1,69,68,160	2,69,75,010	82,47,389	83,28,907	1,12,43,035
Sweden	10	11	1,841	3,088	..
Denmark	5	5,250	..
Germany	103	1,710	14,738	23,301	15,706	22,830	6,35,980	31,04,108	40,94,352	25,73,685
Netherlands	850	677	572	308	..	1,37,380	1,44,577	93,063	46,763
Belgium	3,706	7,578	16,010	29,505	22,984	11,47,480	29,58,720	41,78,922	55,58,702	39,21,027
Luxemburg	20	16	227	6,120	3,672	38,890	..
France	1,150	772	1,508	598	..	3,62,060	1,72,394	2,71,499	91,402
Italy	140	24,380	..
Austria	102	177	18,403	36,002	..
Hungary
Czecho-slovakia	25	116	4,520	25,455	63,401
Turkey, Asiatic	314
Persian Gulf	47	4,600
Persia	11	81	4,270	20,640
Japan	94	1,094	..	33,550	40	..	1,80,106	..
United States of America—										
Via Atlantic Coast	13,912	20,478	1,907	351	266	55,55,850	72,45,790	6,75,985	78,427	1,57,277
" Pacific "	89	63,620
Other Foreign Countries	74	123	16
TOTAL FOREIGN COUNTRIES	17,912	31,833	34,252	57,110	40,094	68,27,650	1,13,66,980	83,04,476	1,04,09,347	68,43,571

(b) Subdivided into "Tin plates" and "Othersorts" from 1923-24.
* Included in Turkey, Asiatic prior to 1921-22.

No. 13—continued

ARTICLES, AND COUNTRIES OF CONSIGNMENT: ALSO SHARE OF EACH PROVINCE	QUANTITY					VALUE				
	1919-20	1920-21	1921-22	1922-23	1923-24	1919-20	1920-21	1921-22	1922-23	1923-24
Metals and Ores—continued						R	R	R	R	R
Iron or Steel—continued										
Sheets and plates—continued										
Not galvanised or tinned (III. K)—continued	Tbhs	Tons	Tons	Tons	Tons					
Share of Bengal	42,380	60,165	32,181	41,808	21,876	1,60,42,160	2,33,49,980	92,55,201	81,74,117	38,37,161
" Bombay	16,190	22,465	16,944	28,078	68,906	43,53,970	86,46,710	42,31,477	51,77,166	1,10,87,418
" Sind	3,646	7,658	5,318	14,657	8,555	15,73,700	28,59,010	11,96,780	28,38,596	14,50,981
" Madras	1,566	3,739	4,824	7,791	6,271	8,12,210	15,78,260	14,12,506	15,80,922	11,93,944
" Burma	2,318	4,764	1,789	3,598	2,336	10,14,670	19,07,990	4,65,901	9,67,453	5,17,102
TOTAL	66,018	98,701	61,056	96,622	108,142	2,37,95,710	3,83,41,810	1,65,51,805	1,87,38,254	1,80,86,806
Total Sheets and Plates—	Tons	Tons	Tons	Tons	Tons					
United Kingdom	132,424	172,118	131,281	192,743	264,165	5,20,24,350	8,49,61,860	5,14,04,108	5,76,14,632	7,63,14,061
Mesopotamia*	—	—	—	—	211	—	—	—	—	21,588
Ceylon	119	45	164	10	3	39,890	20,510	81,714	4,612	1,608
Straits Settlements (includ- ing Labuan)	441	137	8	187	1	1,74,360	1,16,500	1,302	78,078	514
Hongkong	1	57	1,510	25,860
Canada—										
Via Atlantic Coast	..	104	25,010
Western Australia	15	2,669	..
Austrian Commonwealth (Total)	16	2,669	..
Other British Possessions	7	110	170	800
TOTAL BRITISH EMPIRE	132,985	172,459	134,448	192,955	264,600	5,22,40,220	8,51,50,000	5,14,87,124	5,77,00,591	7,63,38,571
Sweden	10	11	1,841	3,088	..
Denmark	5	5,250	..
Germany	103	1,722	15,182	23,911	16,005	22,890	6,44,310	32,08,009	42,02,318	20,60,038
Netherlands	..	418	687	598	706	..	1,54,610	1,47,127	97,076	46,769
Belgium	3,711	7,714	16,383	20,977	23,642	11,51,760	30,01,380	43,20,355	56,83,786	41,19,103
Luxemburg	..	20	41	227	6,120	7,696	38,800	..
France	..	1,154	787	1,508	538	..	3,67,010	1,77,029	2,71,499	91,402
Italy	140	24,380	..
Czechoslovakia	25	116	314	4,520	25,456	53,593
Austria	102	177	13,408	36,002	..
Hungary
Turkey, Asiatic
Persian Gulf	18	75	7,170	15,340
Persia	11	32	5	4,270	21,890	800
Java	687	2,91,224	..
Japan	94	443	..	1,004	..	33,550	2,75,280	888	1,80,106	..
Italian East Africa (Somaland and Eritrea)	16	6,800
United States of America—										
Via Atlantic Coast	28,608	31,286	6,458	10,980	11,775	1,18,49,210	1,33,19,690	27,55,226	36,01,518	44,09,719
" Pacific "	1,152	51	..	330	..	4,45,410	21,800	..	89,005	..
Other Foreign Countries	40	289	123	16
TOTAL FOREIGN COUNTRIES	33,694	42,915	39,606	69,761	52,580	1,35,14,200	1,75,28,640	1,07,10,428	1,45,50,619	1,12,81,664
Share of Bengal	94,237	108,758	79,179	115,639	109,360	3,68,78,820	4,82,32,990	2,78,64,951	3,16,60,582	3,30,17,362
" Bombay	42,182	59,044	57,299	82,559	150,321	1,47,19,170	2,89,26,950	1,91,70,059	2,09,13,381	2,60,16,582
" Sind	10,260	16,712	10,944	24,545	29,658	47,22,510	92,65,480	37,39,921	60,99,351	57,51,059
" Madras	7,282	12,417	10,616	17,475	17,952	31,08,780	63,36,000	42,64,186	49,56,623	50,44,456
" Burma	12,718	14,443	16,077	22,298	19,876	60,24,710	99,79,220	71,57,883	86,21,322	97,99,670
TOTAL	166,679	215,374	174,144	262,716	317,270	6,57,64,420	10,29,78,840	6,21,97,602	7,22,51,210	8,17,19,235

* Included in Turkey, Asiatic prior to 1921-22.

No. 13—continued

ARTICLES, AND COUNTRIES OF CONSIGNMENT; ALSO SHARE OF EACH PROVINCE	QUANTITY					VALUE				
	1919-20	1920-21	1921-22	1922-23	1923-24	1919-20	1920-21	1921-22	1922-23	1923-24
Metals and Ores—continued										
<i>Iron or Steel—continued</i>										
Tubes, pipes, and fittings, wrought (III. K)—	Tons	Tons	Tons	Tons	Tons					
United Kingdom	10,553	19,813	10,114	13,155	13,275	62,44,400	1,67,55,040	85,80,094	69,40,759	59,71,878
Mesopotamia †	—	—	..	2	12	—	—	..	2,635	1,000
Ceylon	6	11	1	8	45	4,320	11,790	1,812	6,014	23,779
Straits Settlements (including Labuan)	33	..	8	23,360	170	4,927	..	377
Hongkong	4	4,040
Canada—										
<i>Via Atlantic Coast</i>	545	170	100	63	..	3,95,750	1,15,317	67,809	24,990
Other British Possessions	2	50	20	680
TOTAL BRITISH EMPIRE	10,592	20,373	10,293	13,325	13,397	62,72,130	1,71,66,810	87,01,550	70,17,877	60,22,704
Sweden	12	..	2	40	..	10,340	794	2,388
Denmark	3	1,120	505
Germany	158	2,795	4,593	2,058	..	1,48,170	12,88,358	17,22,695	6,40,680
Netherlands	378	1,034	714	1,213	..	3,09,780	4,98,265	2,50,902	3,57,057
Belgium	115	514	633	1,141	..	1,11,710	2,67,547	2,03,088	3,57,144
France	76	04	107	44,221	16,553	32,640
Switzerland	8	0	8	18,130	1,840	1,180	18,700	15,923
Czechoslovakia	—	—	3	—	—	1,195
Japan	8	145	80	1,510	70,065
United States of America—										
<i>Via Atlantic Coast</i>	24,675	21,179	25,899	11,220	1,912	1,14,08,790	1,28,46,360	1,91,20,450	51,68,512	9,74,931
<i>„ Pacific „</i>	372	13	21	21	..	1,64,590	9,920	8,166	8,218	741
Other Foreign Countries	1	970	240	..	840	80
TOTAL FOREIGN COUNTRIES	25,056	21,846	30,486	17,200	1,644	1,16,82,600	1,34,29,530	2,13,03,592	73,86,482	23,83,284
<i>Share of Bengal</i>	6,972	8,072	7,000	6,516	7,654	37,98,870	59,78,030	53,82,338	31,16,750	32,23,368
<i>„ Bombay</i>	5,370	9,285	8,383	11,279	5,903	30,99,880	79,23,860	71,91,803	60,74,720	24,45,720
<i>„ Sind</i>	1,188	2,909	1,952	2,483	1,629	6,96,070	19,75,750	12,94,537	10,00,606	4,25,917
<i>„ Madras</i>	640	1,149	916	1,757	1,348	3,19,930	12,00,580	6,92,430	7,95,432	5,75,321
<i>„ Burma</i>	22,278	20,804	22,528	8,558	3,307	1,01,39,980	1,36,18,120	1,54,44,034	34,16,952	16,35,662
TOTAL	35,648	42,219	40,779	30,585	19,841	1,79,54,730	3,05,90,340	3,00,05,142	1,44,04,359	84,05,988
Wire, other than fencing wire (III. K)—										
United Kingdom	2,339	2,737	559	1,135	1,383	8,95,930	17,82,490	4,08,794	4,83,731	6,57,812
Mesopotamia †	—	—	29	—	—	3,183
Ceylon	6	5	2	4	..	4,170	2,627	1,449	2,601
Straits Settlements (including Labuan)	10	88	1	6,300	250	220	28,441	721
Hongkong	10	19	2	2	..	7,220	15,570	5,288	3,895	1,412
Natal	53	11,397
Kenya Colony	76	44	5,740	6,006
Canada—										
<i>Via Atlantic Coast</i>	35	22,850
Other British Possessions	1	590	1,260	15	5	80
TOTAL BRITISH EMPIRE	2,360	2,872	663	1,177	1,417	9,10,040	18,32,630	4,29,345	5,17,521	6,65,809

† Included in Turkey, Asiatic prior to 1921-22.

No. 13—continued

ARTICLES, AND COUNTRIES OF CONSIGNMENT; ALSO SHARE OF EACH PROVINCE	QUANTITY					VALUE				
	1919-20	1920-21	1921-22	1922-23	1923-24	1919-20	1920-21	1921-22	1922-23	1923-24
Metals and Ores—continued										
Iron or Steel—continued										
Wire, other than fencing wire (III. K)—continued	Tons	Tons	Tons	Tons	Tons	R	R	R	R	R
Sweden	4	1,020	..
Germany	276	1,811	1,447	2,002	..	2,34,850	5,30,926	4,43,705	6,61,600
Netherlands	6	17	11	6	82	1,850	20,050	6,092	2,813	22,755
Belgium	36	609	659	889	1,588	9,120	4,28,740	2,46,657	2,32,034	4,68,207
France	1	..	12	2,713	..	5,752
Italy	37	12,900
Austria	13	174	5,788	53,440
Hungary
Czechoslovakia	42	16,051
Persia	1	1,130
Japan	94	9	2	76,840	8,650	423	344	1,013
United States of America—										
Via Atlantic Coast	3,138	824	165	257	209	15,31,510	4,35,360	80,956	1,47,692	80,554
" Pacific "	140	77,340	120	..
Other Foreign Countries	1	340	267	..	40
TOTAL FOREIGN COUNTRIES	3,415	1,736	2,638	2,616	4,148	16,97,790	11,27,990	8,74,639	8,34,266	13,12,522
Share of Bengal	4,021	2,517	1,134	2,115	2,451	18,04,730	17,31,240	5,88,276	7,48,384	9,27,110
" Bombay	1,337	1,411	1,666	970	2,098	6,06,800	7,92,130	5,60,371	3,26,365	6,16,358
" Sind	244	183	246	82	382	1,04,740	72,330	90,022	29,661	1,21,351
" Madras	63	138	114	192	229	36,970	1,02,690	63,044	68,061	76,420
" Burma	110	359	141	434	405	55,590	2,62,230	61,771	1,79,406	1,37,032
TOTAL	5,775	4,608	3,801	3,793	6,565	26,07,380	20,60,620	13,03,984	13,51,777	18,78,331
Wire nails (III. K)—	Tons	Tons	Tons	Tons	Tons					
United Kingdom	384	1,935	301	629	219	1,80,630	10,91,760	1,20,645	1,90,751	67,951
Ceylon	64	19	18	5	1	26,560	11,900	7,501	1,488	714
Straits Settlements (including Labuan)	134	53	..	1	3	62,700	32,400	59	671	1,659
Federated Malay States	2	900
Hongkong	156	97,190
Egypt†	20
Natal	68	35	28,060	15,730
Kenya Colony	29	4,732	..
Canada—										
Via Atlantic Coast	111	56,780
" Pacific "	7	3,720
New South Wales	10	6,240
Australian Commonwealth (Total)	10	6,240
TOTAL BRITISH EMPIRE	652	2,320	319	664	223	3,05,750	13,15,830	1,28,206	1,97,637	70,324
Russia—										
Northern Russia	10	2,913
Estonia	5	1,351
Finland	23	5,730
Sweden	36	..	15	20,320	90	6,307	24
Norway	9	10	..	9,190	30	..	3,532
Germany	1,850	3,179	6,050	4,575	..	16,58,160	10,32,786	19,75,242	12,74,062
Netherlands	192	122	119	101	..	1,30,950	74,641	34,450	27,534
Belgium	63	2,200	3,570	3,912	4,710	23,670	13,59,670	13,50,543	12,07,997	13,57,664
Luxemburg	15	4,960	..
France	60	17	12,960	4,550
Switzerland	1	1,000
Italy	12	140	3,750	42,270
Austria	4	946	1,135	2,60,936
Hungary
Czechoslovakia	179	47,762
Japan	10	51	5,670	33,580
United States of America—										
Via Atlantic Coast	5,930	2,720	70	1,378	32	28,87,900	16,04,700	30,833	3,06,406	9,434
" Pacific "	38	29,910	100
Other Foreign Countries	1	1	..	270	140	..	220	..
TOTAL FOREIGN COUNTRIES	6,037	7,119	6,941	12,164	10,748	29,44,420	42,12,510	24,88,923	25,53,427	30,43,752

†Shown as a Foreign Country from 1923-24.

ARTICLES, AND COUNTRIES OF CONSIGNMENT; ALSO SHARE OF EACH PROVINCE	QUANTITY					VALUE				
	1919-20	1920-21	1921-22	1922-23	1923-24	1919-20	1920-21	1921-22	1922-23	1923-24
Metals and Ores—continued										
Iron or Steel—continued										
Wire nails (III. K)—continued	Tons	Tons	Tons	Tons	Tons	R	R	R	R	R
Share of Bengal	1,033	2,548	1,378	3,442	2,363	4,95,190	15,16,460	5,58,920	10,74,943	6,61,36
„ Bombay	1,622	1,463	1,539	1,572	2,290	6,74,570	9,13,940	5,21,087	4,19,898	6,30,89
„ Sind	557	562	1,438	1,044	2,173	2,27,370	3,10,790	5,39,039	2,97,423	6,07,12
„ Madras	818	1,389	1,242	1,618	2,263	3,70,250	8,62,370	4,74,241	5,03,900	6,75,23
„ Burma	2,759	3,433	1,663	4,994	1,882	14,82,790	19,25,060	5,23,841	14,54,900	5,39,46
TOTAL	6,880	9,445	7,260	12,810	10,971	32,50,170	55,28,640	26,17,128	37,51,064	31,14,07
Wire rope—										
Galvanised (III. K) —	Tons	Tons	Tons	Tons	Tons					
United Kingdom	1,177	999	438	1,492	2,220	9,86,630	12,45,540	4,41,793	15,81,002	20,42,96
Mesopotamia*	—	—	—	3	—	—	—	—	1,200	2
Ceylon	—	1	—	—	2	1,000	1,380	251	1,194	2,37
Straits Settlements (including Labuan)	—	—	—	—	—	—	30	—	60	—
Hongkong	3	—	—	—	—	19,360	—	—	—	—
Egypt†	1	—	—	—	—	1,740	—	—	24	—
South Australia (including Northern Territory)	—	—	—	1	—	—	—	—	1,876	—
Australian Commonwealth (Total)	—	—	—	1	—	—	—	—	1,376	—
TOTAL BRITISH EMPIRE	1,181	1,000	438	1,496	2,231	10,08,730	12,46,900	4,42,044	15,84,045	20,45,36
Germany	—	—	1	9	24	—	—	1,558	12,386	17,42
Belgium	—	—	8	6	—	—	—	2,340	1,705	—
Italy	—	—	—	1	—	—	—	—	2,488	45
Egypt†	—	—	—	—	—	—	—	—	—	3
Japan	8	1	—	—	—	17,250	4,600	—	—	—
Portuguese East Africa	—	—	—	—	2	—	—	—	—	1,08
United States of America—										
Via Atlantic Coast	144	8	172	242	13	1,13,930	4,560	1,55,233	1,93,515	12,99
Other Foreign Countries	1	—	—	1	—	340	—	365	973	4
TOTAL FOREIGN COUNTRIES	153	4	181	250	39	1,31,520	9,160	1,59,496	2,11,067	32,02
Share of Bengal	98	253	65	668	527	97,610	3,51,280	78,955	6,46,549	7,41,36
„ Bombay	360	252	153	155	119	3,76,030	3,32,300	1,32,523	1,70,056	1,06,26
„ Sind	52	81	9	65	50	43,740	1,03,640	14,303	68,244	39,63
„ Madras	122	15	41	17	54	1,08,790	21,570	57,671	21,809	48,08
„ Burma	702	403	351	850	1,220	5,14,080	4,47,270	3,18,088	8,89,354	11,42,02
TOTAL	1,334	1,004	619	1,755	2,270	11,40,250	12,56,060	6,01,540	17,96,012	20,77,38
Black (III. K) —	Tons	Tons	Tons	Tons	Tons					
United Kingdom	1,991	1,932	1,392	669	877	17,25,980	22,34,850	16,39,912	6,63,559	8,14,18
Ceylon	1	—	—	2	4	1,500	490	151	2,618	6,24
Egypt†	—	1	—	—	—	250	1,250	—	—	—
Other British Possessions	1	1	—	—	1	380	450	100	—	12
TOTAL BRITISH EMPIRE	1,993	1,934	1,392	671	882	17,28,060	22,37,040	16,40,163	6,66,177	8,20,55
Germany	—	—	—	6	—	—	—	—	4,359	—
Belgium	—	—	—	615	—	—	—	—	82,154	—
Japan	53	—	10	—	—	75,420	—	14,411	—	—
United States of America—										
Via Atlantic Coast	72	27	124	28	51	68,870	46,600	1,84,475	27,202	47,90
„ Pacific	5	—	—	—	—	8,240	—	—	—	—
Other Foreign Countries	—	—	—	—	1	550	650	619	—	93
TOTAL FOREIGN COUNTRIES	130	27	134	549	52	1,53,080	47,250	1,49,505	1,13,715	48,83
Share of Bengal	1,687	1,330	1,046	879	459	13,64,010	15,47,090	11,89,419	4,09,745	3,70,51
„ Bombay	—	—	1	8	—	560	—	2,627	8,552	—
„ Sind	18	15	—	19	4	14,920	22,740	100	19,481	5,04
„ Madras	72	211	282	175	290	63,130	2,44,340	3,74,704	2,04,138	3,26,06
„ Burma	446	405	197	139	181	4,38,530	4,70,120	2,29,815	1,37,876	1,67,76
TOTAL	2,123	1,961	1,520	7,220	934	18,81,140	22,84,290	17,89,668	7,79,892	8,60,31

* Included in Turkey, Asiatic prior to 1921-22.
† Shown as a Foreign Country from 1923-24.

No. 13—continued

ARTICLES, AND COUNTRIES OF CONSIGNMENT; ALSO SHARE OF EACH PROVINCE	QUANTITY					VALUE				
	1919-20	1920-21	1921-22	1922-23	1923-24	1919-20	1920-21	1921-22	1922-23	1923-24
Metals and Ores—continued						R	R	R	R	R
Iron or Steel—continued										
Other manufactures of iron or steel (Ill. K)—	Tons	Tons	Tons	Tons	Tons					
United Kingdom	10,988	28,203	21,148	13,172	13,221	43,72,670	1,32,16,860	1,04,77,956	57,64,020	44,87,338
Ceylon	3	6	1	1	..	2,000	2,420	572	6,109	223
Straits Settlements (including Labuan)	10	..	3	8,080	..	2,310	902	20
Hongkong	2	1,843
Canada— Via Atlantic Coast	29	19,050
Western Australia	1	2,140
South Australia (including Northern Territory)	100
Victoria	400	70
New South Wales Australian Commonwealth (Total)	1	2	3,065
Other British Possessions	3	..	2	700	..	776
TOTAL BRITISH EMPIRE	11,004	28,329	21,154	13,173	13,231	43,84,000	1,32,40,540	1,04,81,023	67,71,031	44,92,288
Denmark	6	3,600
Germany	30	495	1,601	1,098	..	68,510	2,28,063	5,21,490	5,46,720
Netherlands	4	857	35	7	..	2,260	4,670	12,365	2,389
Belgium	28	108	349	2,595	1,357	14,460	47,820	3,87,061	6,05,026	2,72,003
Luxemburg	2	2,039	..
France	26	..	35	1,070	1,570	10,437	68	8,093
Italy	46	16,612
Austria	1	..	3	3,383	..	1,681
Hungary
Persia	5	..	123	1,580	170	11,088
Java	1	1,835	..
Japan	9	1	..	6	..	10,550	3,900	270	7,022	1,326
United States of America— Via Atlantic Coast	1,389	12,727	21,902	1,435	735	8,74,000	64,56,000	1,12,08,536	6,46,335	3,74,876
„ Pacific „	4	584	5	..	1	5,110	3,57,250	6,070	..	1,531
Other Foreign Countries	260	100	117	250
TOTAL FOREIGN COUNTRIES	1,435	13,460	23,758	5,735	3,282	9,06,860	69,41,430	1,19,57,137	17,98,406	12,25,067
Share of Bengal	9,168	37,050	42,027	12,939	10,112	40,23,510	1,63,83,750	2,06,67,364	52,73,265	31,33,020
„ Bombay	2,139	2,237	1,603	2,077	1,675	6,73,540	18,78,610	9,63,050	7,87,499	6,94,625
„ Sind	404	1,044	490	1,779	2,641	2,56,850	8,49,030	2,10,238	4,98,930	8,08,850
„ Madras	157	619	219	202	220	58,210	2,78,330	97,219	96,727	1,17,182
„ Burma	521	959	573	1,911	1,532	2,78,750	7,87,250	4,96,259	9,13,916	6,61,512
TOTAL	12,439	41,789	44,912	18,908	16,513	52,00,860	2,01,81,970	2,24,36,160	76,69,437	57,18,255(a)
Total Iron or Steel —	Tons	Tons	Tons	Tons	Tons					
United Kingdom	218,768	368,010	237,907	305,938	389,430	9,48,71,590	17,84,71,300	10,06,53,961	9,50,84,706	11,20,93,980
Mesopotamia*	191	318	1,389	12,026	22,334	1,04,502
Aden and Dependencies	35	12	47	46	13	2,450	1,680	3,012	1,745	2,182
Maldives	8	28	..	1	..	580	3,420	..	29
Ceylon	1,610	671	767	476	558	2,60,450	1,49,340	1,00,648	62,152	70,527
Straits Settlements (including Labuan)	734	230	33	206	15	3,41,470	1,76,260	25,215	1,53,170	7,570
Federated Malay States	2	136	900	900	12,423
Hongkong	14	236	2	11	2	28,090	1,42,960	5,310	5,145	3,055
Egypt	7	1	..	2	..	3,280	1,340	25	113	..
Natal	76	51	56	30,860	16,940	11,700	42	56
Kenya Colony	17	176	167	162	84	3,300	37,200	15,164	15,487	3,805
Tanganyika Territory	62	76	4,300	7,920	..
Mauritius and Dependencies	12	26	11	1,140	2,064	860	..
Canada— Via Atlantic Coast	25	969	177	188	151	17,060	6,29,690	1,10,502	79,876	72,219
„ Pacific „	8	..	6	..	240	4,570	..	5,288	..
Western Australia	1	..	15	2,940	35	2,069	..
South Australia (including Northern Territory)	2	1	..	100	..	1,703	1,375	..
Victoria	1	3	460	1,550	246
New South Wales Australian Commonwealth (Total)	1	25	3	..	2	170	15,240	3,075	..	3,055
Other British Possessions	32	7	770	1,950	195	5	120
TOTAL BRITISH EMPIRE	231,321	370,618	239,371	307,546	391,781	8,55,07,220	17,96,44,880	10,10,21,776	9,63,12,855	11,29,73,921

* Included in Turkey, Asiatic prior to 1921-22.

† Shown as a Foreign Country from 1921-22.

(a) Duty was collected on it 57,18,180 in 1923-24.

ARTICLES, AND COUNTRIES OF CONSIGNMENT; ALSO SHARE OF EACH PROVINCE	QUANTITY					VALUE				
	1919-20	1920-21	1921-22	1922-23	1923-24	1919-20	1920-21	1921-22	1922-23	1923-24
Metals and Ores—continued						R	R	R	R	R
Iron or Steel—concluded										
Total Iron or Steel—continued										
Russia:—	Tons	Tons	Tons	Tons	Tons					
Northern Russia	23	10,090
Eathonia	10	16,064
Finland	35	20,101
Sweden	642	1,822	764	1,589	1,173	4,43,550	14,76,210	6,23,102	11,32,351	7,08,750
Norway	833	1,591	291	2,136	2,445	4,76,610	11,60,980	2,10,380	12,32,064	11,43,859
Denmark	..	6	..	39	3	..	3,090	..	31,375	1,484
Germany	106	4,682	36,081	47,988	30,858	23,110	25,16,590	81,40,521	1,11,84,473	72,20,039
Netherlands	34	1,675	4,601	3,026	3,841	14,260	9,59,820	12,20,724	8,69,176	9,19,811
Belgium	4,163	21,600	53,863	87,675	82,538	13,19,580	93,12,950	1,45,36,464	1,60,83,062	1,42,87,278
Luxemburg	..	148	1,089	805	784	..	46,400	2,22,389	1,47,516	1,07,005
France	..	1,101	2,452	3,254	1,930	1,070	3,73,950	5,07,007	5,56,377	3,08,405
Switzerland	8	1	..	6	11	18,130	2,840	1,305	13,760	19,228
Italy	1	4	..	153	232	220	460	420	31,458	73,562
Czechoslovakia	38	116	545	8,810	26,455	1,20,562
Austria	103	194	1,139	..	240	21,736	42,925	3,26,512
Hungary
Turkey, Asiatic
Red Sea	18	5	1,820	830
Persian Gulf	91	298	27,040	63,050
Mascat Territory and Trucial Oman	5	27	25	650	2,080	1,675	81	35
Other Native States in Arabia	1	30	1	13	..	190	1,500	33	802	7
Persia	17	32	308	..	109	6,980	22,170	23,336	30	9,013
Hejaz Island	5	1,340	..	8
Java	7	3	1	689	1	8,480	330	142	2,93,365	50
Egypt†	41	3,298
Japan	391	667	173	1,107	3	3,93,390	4,93,300	1,07,623	1,93,537	3,268
Portuguese East Africa	2	2	2	130	78	1,122
German East Africa*	7	3	4,270	1,080
Italian East Africa, Somaliland and Eritrea	1	..	16	1,280	..	6,800
French Somaliland	14	2,170
United States of America—										
Via Atlantic Coast	88,893	90,938	67,119	32,538	18,137	3,96,23,560	4,53,55,930	3,99,49,715	1,30,49,273	72,23,771
.. Pacific	2,662	660	38	358	22	12,77,270	4,01,910	42,035	1,03,316	13,159
Other Foreign Countries	3	1	1	580	450	40	681	65
TOTAL FOREIGN COUNTRIES	97,892	125,364	171,966	181,748	143,988	4,36,45,410	6,22,07,940	6,55,24,520	4,49,92,053	3,26,05,508
Share of Bengal	156,812	236,461	176,550	194,182	1,88,191	6,38,32,496	10,83,14,810	7,27,25,946	6,51,99,627	5,39,10,796
.. Bombay	85,442	132,063	133,927	164,146	2,28,279	3,00,20,240	6,43,85,860	4,67,40,370	4,62,27,092	5,52,90,144
.. Sind	16,228	34,834	28,703	49,696	48,711	75,43,810	1,82,18,900	94,76,127	1,17,45,306	1,19,22,297
.. Madras	14,490	31,892	22,662	33,133	31,713	63,09,140	1,61,32,400	99,56,603	96,86,796	97,43,556
.. Burma	46,241	60,622	49,495	48,137	38,742	2,15,01,950	3,48,00,860	2,76,44,271	1,84,73,687	1,47,12,636
TOTAL	319,213	495,772	411,337	489,294	5,35,093	12,92,12,630	24,18,52,820	16,65,46,296	14,13,35,608	14,55,70,429
Steel—										
Angle (III. K)—	Tons	Tons	Tons	Tons	Tons					
United Kingdom	10,496	21,267	4,665	8,787	8,277	28,52,230	68,24,570	12,67,599	15,41,682	12,51,624
Mesopotamia †	10	815
Ceylon	12	8,717	..	44
Straits Settlements (including Labuan)	4	..	1	..	6	1,140	..	180	..	1,153
TOTAL BRITISH EMPIRE	10,500	21,267	4,678	8,787	8,293	28,53,370	68,24,570	12,61,496	15,41,682	12,53,636
Norway	29	8,099
Germany	..	476	1,742	1,360	2,022	..	1,43,650	3,46,604	2,00,932	2,90,062
Netherlands	..	75	103	165	122	..	27,480	20,857	24,070	19,332
Belgium	219	2,418	6,484	9,842	14,705	67,920	7,23,920	13,21,864	16,48,070	20,84,607
Luxemburg	..	25	609	299	734	..	8,440	97,459	44,122	1,06,214
France	..	14	1,561	619	399	..	3,520	2,92,634	87,516	51,877
Czechoslovakia	2	100	68	379	14,349	9,779
Mascat Territory and Trucial Oman	2	211
Japan	351	1,56,320	20
United States of America—										
Via Atlantic Coast	3,759	3,272	3,406	134	12	8,93,750	9,25,480	11,16,056	28,060	3,300
.. Pacific	140
TOTAL FOREIGN COUNTRIES	4,329	6,279	13,936	13,019	18,034	11,21,730	18,32,490	32,09,042	20,43,125	25,65,402

* Shown as "Tanganyika Territory" under the British Empire from 1921-22.
 † Shown as a Foreign Country from 1923-24.
 ‡ Included in Turkey, Asiatic prior to 1921-22.

No. 13—continued

ARTICLES, AND COUNTRIES OF CONSIGNMENT; ALSO SHARE OF EACH PROVINCE	QUANTITY					VALUE				
	1910-20	1920-21	1921-22	1922-23	1923-24	1910-20	1920-21	1921-22	1922-23	1923-24
Metals and Ores—continued						R	R	R	R	R
Steel—continued										
Angle (III. K)—continued										
Share of Bengal	Tons 8,115	Tons 15,593	Tons 6,530	Tons 10,133	Tons 11,653	23,17,820	47,23,950	16,69,377	17,26,642	16,75,170
.. Bombay	4,790	7,574	8,757	5,915	8,300	9,67,250	24,05,240	20,45,626	8,22,978	11,19,078
.. Sind	462	2,593	1,946	3,030	3,232	1,63,920	9,24,680	4,26,446	5,32,870	5,00,760
.. Madras	422	1,092	718	1,595	1,869	1,62,940	3,87,740	1,77,171	2,68,553	2,89,537
.. Burma	1,640	694	668	1,133	1,183	3,62,540	2,15,450	1,51,418	2,33,764	2,34,193
TOTAL	14,829	27,540	18,014	21,806	26,327	39,74,500	80,57,000	44,70,538	35,84,807	38,19,038
Spring (III. K)—	Tons	Tons	Tons	Tons	Tons					
United Kingdom	3,048	2,616	2,544	4,068	3,407	11,74,240	11,81,240	10,63,492	9,15,747	7,07,822
Mesopotamia*	—	—	—	—	2	—	—	—	—	297
Ceylon	80	..	32
TOTAL BRITISH EMPIRE	3,048	2,616	2,544	4,068	3,409	11,74,320	11,81,240	10,63,524	9,15,747	7,08,119
Germany	511	..	70	12,566	178	11,718
Belgium	..	13	40	184	31	..	5,300	9,910	30,986	5,039
France	10	2	26	195	384	4,310
United States of America—										
Via Atlantic Coast	168	89,430	2,180	33	422	322
Other Foreign Countries	1	727
TOTAL FOREIGN COUNTRIES	168	13	92	186	128	89,430	7,480	22,643	37,970	23,016
Share of Bengal	1,107	761	1,194	554	326	4,17,040	4,04,170	6,54,543	1,40,848	2,03,093
.. Bombay	1,310	777	877	1,779	977	5,61,360	3,70,030	3,43,025	4,13,234	2,01,375
.. Sind	295	701	69	710	589	1,18,510	2,50,530	17,106	1,39,532	1,00,235
.. Madras	295	344	390	605	657	91,580	1,44,440	1,43,567	1,38,772	1,35,846
.. Burma	209	46	106	600	158	74,960	19,550	27,026	1,21,331	89,586
TOTAL	3,216	2,629	2,690	4,254	3,537	12,63,750	11,88,720	10,86,107	6,53,717	7,31,136
Bars (III. K)—	Tons	Tons	Tons	Tons	Tons					
United Kingdom	22,208	72,032	12,943	10,215	15,425	68,18,000	2,33,06,700	85,84,079	34,26,314	26,57,273
Mesopotamia*	—	—	214	—	—	22,878
Ceylon	25	..	3	12	1	10,700	260	770	2,891	260
Straits Settlements (including Labuan)	42	1	2	18,500	520	226	1,193	131
Hongkong	154	90,720
Kenya Colony	..	1	510
New South Wales	63	279	144	18,920	74,850	24,440
Australian Commonwealth (Total)	63	279	144	18,920	74,850	24,440
TOTAL BRITISH EMPIRE	22,490	72,313	13,091	19,234	15,640	69,46,000	2,33,82,030	86,09,524	34,30,508	26,80,642
Sweden	189	429	545	538	596	1,17,560	3,22,550	3,57,497	2,56,504	2,18,677
Denmark	102	15,900	..
Germany	773	9,742	10,683	38,370	27,348	2,11,900	30,11,310	35,37,830	58,40,336	37,73,885
Netherlands	388	2,939	1,447	858	3,472	86,680	8,91,800	2,62,607	1,51,533	4,65,454
Belgium	7,979	39,549	72,794	112,868	110,090	23,04,820	1,24,36,920	1,47,50,769	1,66,04,297	1,54,06,501
Luxemburg	—	283	6,086	6,051	6,252	—	1,07,610	9,53,454	8,31,279	8,76,641
France	110	551	4,727	3,568	2,476	33,490	1,44,190	8,70,157	6,00,068	3,65,232
Italy	144	21,271
Austria	231	32,649
Hungary
Czechoslovakia	438	1,320	165	64,445	1,84,640	22,756
Japan	1,300	122	7,33,990	48,780
United States of America—										
Via Atlantic Coast	33,128	16,247	12,592	5,000	..	68,88,100	46,55,530	80,12,472	7,40,008	..
.. Pacific	1,642	7,87,700
Other Foreign countries	5	30	..	1,023	21
TOTAL FOREIGN COUNTRIES	45,599	69,862	118,812	168,770	150,764	1,41,64,240	2,16,17,730	2,38,18,231	2,53,14,081	2,12,63,187

*Included in Turkey Asiatic prior to 1921-22.

ARTICLES, AND COUNTRIES OF CONSIGNMENT; ALSO SHARE OF EACH PROVINCE	QUANTITY					VALUE				
	1919-20	1920-21	1921-22	1922-23	1923-24	1919-20	1920-21	1921-22	1922-23	1923-24
Total: and Ores—continued						R	R	R	R	R
<i>Steel—continued</i>	Tons	Tons	Tons	Tons	Tons					
<i>Bars (III. K)—continued</i>										
Share of Bengal	37,618	62,689	37,238	50,638	49,646	1,21,90,210	2,11,43,670	88,79,169	81,56,640	76,23,282
.. Bombay	19,670	42,855	62,487	79,806	70,097	47,49,890	1,35,93,310	1,18,75,543	1,11,13,399	92,81,219
.. Sind	6,525	14,850	14,480	26,922	15,490	21,77,430	50,38,700	27,28,496	41,75,824	22,58,949
.. Madras	2,832	10,291	14,221	26,581	26,268	11,22,240	34,11,860	32,69,169	45,29,897	39,65,501
.. Burma	2,444	5,490	2,977	4,957	4,903	8,71,370	18,13,120	6,75,378	7,62,219	8,14,744
TOTAL	68,080	142,175	131,403	188,004	1,66,404	2,11,11,140	4,50,00,660	2,74,27,755	2,87,44,479	2,30,43,735
Channels (III. K)—	Tons	Tons	Tons	Tons	Tons					
United Kingdom	1,978	5,694	4,673	3,715	3,300	5,92,500	21,63,510	14,02,224	6,70,835	5,98,508
Ceylon	2	1,200	10
Straits Settlements (including Labuan)	2	2
TOTAL BRITISH EMPIRE	1,980	5,694	4,673	3,715	3,302	5,93,700	21,63,520	14,02,224	6,70,835	5,98,510
Germany	1	87	34	7	..	1,000	13,880	7,155	1,000
Netherlands	20	..	6	6,360	..	1,005	..
Belgium	31	33	248	514	..	7,800	81,078	46,556	87,400
Luxemburg	12	12	2,308	2,400
France	22	3,658	..
United States of America—										
Via Atlantic Coast	444	75	211	5	8	1,72,530	23,700	73,492	2,429	1,800
TOTAL FOREIGN COUNTRIES	444	127	628	327	541	1,72,530	38,920	1,68,450	63,061	92,300
Share of Bengal	1,470	3,317	3,687	2,423	1,759	4,55,450	12,19,500	11,36,376	4,36,974	3,01,300
.. Bombay	502	1,128	1,359	1,011	1,206	1,43,720	4,51,110	3,69,945	1,78,784	2,10,400
.. Sind	335	631	6	97	131	1,30,320	2,52,840	2,277	17,966	26,300
.. Madras	26	69	112	46	37	11,630	26,890	36,626	8,593	6,300
.. Burma	91	176	138	465	800	25,710	51,800	35,450	91,579	1,43,500
TOTAL	2,424	5,321	5,301	4,042	3,933	7,66,230	22,02,440	15,70,674	7,33,896	6,91,300
Cast (III. K)—*	Tons									
United Kingdom	2,381	—	—	—	—	14,77,570	—	—	—	—
Ceylon	14	—	—	—	—	8,420	—	—	—	—
Straits Settlements (including Labuan)	3	—	—	—	—	1,530	—	—	—	—
Other British Possessions	206
TOTAL BRITISH EMPIRE	2,378	—	—	—	—	14,87,720	—	—	—	—
Sweden	226	—	—	—	—	1,15,590	—	—	—	—
Norway	27	—	—	—	—	16,440	—	—	—	—
Japan	5	—	—	—	—	1,480	—	—	—	—
United States of America—										
Via Atlantic Coast	331	—	1	—	—	2,86,850	—	—	—	—
.. Pacific	110
Other Foreign Countries	140
TOTAL FOREIGN COUNTRIES	590	—	—	—	—	3,70,810	—	—	—	—
Share of Bengal	1,209	—	—	—	—	8,51,090	—	—	—	—
.. Bombay	549	—	—	—	—	3,53,240	—	—	—	—
.. Sind	37	—	—	—	—	17,400	—	—	—	—
.. Madras	352	—	—	—	—	2,75,420	—	—	—	—
.. Burma	790	—	—	—	—	3,51,180	—	—	—	—
TOTAL	2,967	—	—	—	—	18,58,330	—	—	—	—

* Subdivided into Tool, Steel—"High speed," "Carbon," "Cast steel bars," and "other cast steel" from 1920-21.

No. 13—continued

ARTICLES, AND COUNTRIES OF CONSIGNMENT; ALSO SHARE OF EACH PROVINCE	QUANTITY					VALUE				
	1919-20	1920-21	1921-22	1922-23	1923-24	1919-20	1920-21	1921-22	1922-23	1923-24
Metals and Ores—continued							R	R	R	R
Steel—continued										
Cast—continued										
Tool steel—										
High speed (III, K) (a)—		Tons	Tons	Tons	Tons					
United Kingdom	—	543	386	549	415	—	7,15,250	5,82,674	5,78,335	445,343
Ceylon	—	—	..	102
New South Wales	—	3	—	8,930
Australian Commonwealth (Total)	—	3	—	8,930
TOTAL BRITISH EMPIRE	—	543	386	549	418	—	7,15,250	5,82,836	5,78,335	454,273
Sweden	—	49	22	26	14	—	32,740	16,437	14,946	7,552
Germany	—	..	21	22	8	—	..	22,055	43,597	21,051
Netherlands	—	4	..	—	20,248	..
Belgium	—	..	31	20	50	—	..	44,681	1,41,951	27,758
France	—	..	2	4	3	—	..	18,058	3,330	16,291
Italy	—	2	..	—	7,234	..
Czechoslovakia	—	—	1	44	8	—	—	495	80,420	8,171
United States of America— Vid Atlantic Coast	—	70	3	4	2	—	61,280	13,983	5,173	1,410
Other Foreign Countries	—	—	80	240
TOTAL FOREIGN COUNTRIES	—	119	80	120	82	—	94,050	1,10,700	2,72,808	82,599
Share of Bengal	—	265	232	259	164	—	3,12,080	4,11,556	3,29,815	2,08,993
" Bombay	—	156	38	249	98	—	2,60,160	1,34,255	3,81,765	1,91,120
" Sind	—	41	8	6	6	—	52,660	14,511	35,194	6,644
" Madras	—	188	54	62	105	—	1,61,940	75,347	55,668	52,492
" Burma	—	12	84	99	127	—	21,950	53,870	48,791	47,623
TOTAL	—	682	416	675	500	—	8,09,300	6,93,545	8,51,233	5,38,872
Carbon (III, K) (a)—		Tons	Tons	Tons	Tons					
United Kingdom	—	1,519	488	770	794	—	9,81,650	3,82,294	3,50,252	3,18,405
Ceylon	—	1	—	200	88	20	492
Natal	—	20	..	—	12,771	..
TOTAL BRITISH EMPIRE	—	1,519	488	790	795	—	9,81,850	3,82,382	3,63,043	3,18,957
Sweden	—	84	144	108	121	—	73,050	1,04,024	68,295	63,592
Norway	—	5	—	2,502
Germany	—	6	16	14	3	—	4,470	16,590	56,074	4,167
Belgium	—	..	22	13	74	—	..	87,092	64,627	33,302
France	—	—	1,836	1,934
Italy	—	..	1	—	..	412	150	..
Czechoslovakia	—	—	4	—	—	1,024
United States of America— Vid Atlantic Coast	—	130	16	—	93,100	16,564	..	1,741
TOTAL FOREIGN COUNTRIES	—	219	197	135	207	—	1,70,620	2,23,582	1,80,982	1,09,222
Share of Bengal	—	540	626	616	463	—	4,54,020	5,52,576	3,38,762	2,35,756
" Bombay	—	560	8	70	430	—	3,32,710	5,065	74,684	1,58,917
" Sind	—	58	..	19	2	—	30,210	..	22,321	905
" Madras	—	46	38	199	75	—	27,700	29,241	1,02,183	18,327
" Burma	—	534	13	21	32	—	3,07,830	9,083	6,075	14,274
TOTAL	—	1,738	685	925	1,002	—	11,62,470	6,05,964	6,44,025	4,28,179
Cast steel bars (III, K) (a)—		Tons	Tons	Tons	Tons					
United Kingdom	—	3,086	831	440	1,077	—	16,20,080	4,02,137	1,72,660	2,43,637
Mesopotamia*	—	4	—	692
Aden and Dependencies	—	4	—	4,390
Natal	—	20	—	12,210
TOTAL BRITISH POSSESSIONS	—	3,110	831	440	1,081	—	16,36,680	4,02,137	1,72,660	2,44,229

(a) Separately recorded from 1920-21.
* Included in Turkey, Asiatic prior to 1921-22.

ARTICLES, AND COUNTRIES OF CONSIGNMENT; ALSO SHARE OF EACH PROVINCE	QUANTITY					VALUE				
	1919-20	1920-21	1921-22	1922-23	1923-24	1919-20	1920-21	1921-22	1922-23	1923-24
Metals and Ores—continued						R	R	R	R	R
Steel—continued										
Cast—continued		Tons	Tons	Tons	Tons					
Cast steel bars (III. K) (a)—continued										
Sweden	—	185	19	70	..	—	1,14,070	11,321	31,040	87
Germany	—	30	30	15	1	—	34,590	20,175	36,005	8,569
Netherlands	—	..	1	—	..	211
Belgium	—	..	108	43	..	—	..	1,28,719	1,03,585	..
France	—	..	16	—	..	6,317
United States of America— Via Atlantic Coast	—	40	7	2	..	—	24,780	7,090	1,663	..
TOTAL FOREIGN COUNTRIES	—	273	181	130	1	—	1,73,440	1,74,783	1,72,298	8,656
Share of Bengal	—	694	56	36	20	—	4,11,730	60,680	40,419	16,211
„ Bombay	—	1,180	632	380	961	—	5,65,580	3,55,227	2,28,543	2,01,011
„ Sind	—	43	15	4	41	—	23,760	6,435	1,714	14,634
„ Madras	—	483	160	118	3	—	2,66,830	91,182	58,357	3,072
„ Burma	—	1,083	167	32	57	—	5,42,220	63,346	15,920	17,957
TOTAL	—	3,383	1,020	570	1,082	—	18,10,120	5,70,870	3,44,953	2,52,885
Other cast steel (III. K) (a)—		Tons	Tons	Tons	Tons					
United Kingdom	—	824	564	328	57	—	4,55,100	3,04,069	1,45,660	18,438
Other British Possessions	—	1	—	270	223	..	9
TOTAL BRITISH EMPIRE	—	825	564	328	57	—	4,55,370	3,05,102	1,45,660	18,447
Sweden	—	134	8	10	45	—	79,950	1,958	5,150	23,158
Denmark	—	1	..	—	7,395	..
Germany	—	54	103	90	230	—	49,860	42,227	50,582	99,077
Netherlands	—	—	..	25
Belgium	—	..	80	11	15	—	..	25,617	82,921	6,000
United States of America— Via Atlantic Coast	—	..	1	—	..	6,875
TOTAL FOREIGN COUNTRIES	—	188	187	112	290	—	1,29,810	70,702	1,55,048	1,28,935
Share of Bengal	—	640	63	..	61	—	3,70,300	65,156	22	27,163
„ Bombay	—	224	680	364	258	—	1,39,800	3,71,459	2,68,934	1,06,354
„ Sind	—	8	3	32	26	—	7,810	1,404	14,646	7,544
„ Madras	—	96	1	11	9	—	43,930	725	5,368	2,967
„ Burma	—	36	4	33	2	—	23,340	3,150	11,738	2,344
TOTAL	—	1,018	751	440	356	—	5,85,160	4,41,894	3,00,708	1,46,682
Ingot, blooms, billets, and slabs (III. K)—		Tons	Tons	Tons	Tons					
United Kingdom	231	286	69	509	127	68,510	1,10,830	17,335	1,05,141	26,270
Belgium	21	4	3,192	619
Luxemburg	10	1,240	..
United States of America— Via Atlantic Coast	27	14,550	430
TOTAL FOREIGN COUNTRIES	27	31	4	14,550	430	..	4,432	619
Share of Bengal	154	58	34	118	16	45,560	36,480	7,645	14,160	2,661
„ Bombay	70	145	35	131	32	23,960	44,670	9,580	29,846	5,673
„ Sind	16	11	2,865	2,372
„ Madras	2	20	6	2,550	4,568	980
„ Burma	52	83	..	255	63	10,680	29,610	..	57,844	15,298
TOTAL	258	286	69	540	131	83,080	1,10,760	17,335	1,09,573	26,889
Total Steel—		Tons	Tons	Tons	Tons					
United Kingdom	40,820	107,867	27,121	38,381	32,000	1,29,78,110	3,73,58,520	90,56,803	70,00,026	92,67,470
Mesopotamia*	—	230	24,582
Aden and Dependencies	4	4,300
Ceylon	41	1	14	12	2	20,400	740	4,769	2,911	811
Straits Settlements (Includ- ing Labuan)	40	1	3	7	8	16,170	520	629	1,193	1,026
Hongkong	154	90,720
Natal	20	..	20	12,210	..	12,771	..
Kenya Colony	1	200	610
New South Wales	63	279	144	..	3	18,920	74,850	24,449	..	8,930
Australian Commonwealth (Total)	63	279	144	..	3	18,920	74,850	24,449	..	8,930
TOTAL BRITISH EMPIRE	40,627	108,173	27,282	38,420	33,212	1,31,24,520	3,74,51,740	90,80,660	79,23,501	93,03,419

(a) Separately recorded from 1920-21.
* Included in Turkey, Asiatic prior to 1921-22.

No. 13—continued

ARTICLES, AND COUNTRIES OF CONSIGNMENT; ALSO SHARE OF EACH PROVINCE	QUANTITY					VALUE				
	1919-20	1920-21	1921-22	1922-23	1923-24	1919-20	1920-21	1921-22	1922-23	1923-24
	Tons	Tons	Tons	Tons	Tons	₹	₹	₹	₹	₹
Metals and Ores—continued										
Steel—concluded										
Total steel—continued										
Sweden	415	881	733	752	777	2,38,150	6,22,370	4,92,187	3,04,024	3,13,457
Norway	27	..	29	5	5	16,440	60	8,099	980	2,583
Denmark	103	23,385	..
Germany	778	10,316	21,732	40,405	20,695	2,11,900	32,44,880	40,10,010	63,30,862	42,09,562
Netherlands	388	3,034	1,551	1,033	3,594	86,680	6,25,640	2,89,700	2,02,916	4,84,786
Belgium	8,198	42,011	79,880	123,250	1,25,483	23,72,740	1,31,73,000	1,64,58,730	1,87,21,091	1,77,42,225
Luxemburg	—	308	6,695	6,372	6,998	—	1,16,050	10,50,913	8,70,030	9,84,798
France	110	565	6,307	4,215	2,874	38,630	1,47,710	11,82,301	6,96,792	4,20,644
Italy	1	2	144	412	7,384	21,271
Austria	231	33,209
Hungary
Mascat Territory and Trucial Oman	2	211
Czechoslovakia	—	—	441	1,464	235	—	—	65,310	2,28,800	42,966
Borneo (Dutch)	37	..
Japan	1,740	122	8,91,700	48,780	20
United States of America—										
<i>Via Atlantic Coast</i>	37,857	19,843	16,235	5,235	22	1,12,98,210	57,88,480	42,46,465	7,77,756	8,579
<i>" Pacific "</i>	1,642	7,87,950
TOTAL FOREIGN COUNTRIES	51,156	77,089	138,613	182,836	170,080	1,69,32,490	2,40,64,970	2,78,04,092	2,82,43,890	2,42,73,311
Share of Bengal	49,653	90,966	49,660	64,777	61,608	1,62,87,170	2,92,76,810	1,33,37,877	1,11,84,272	1,02,06,956
<i>" Bombay</i>	<i>26,391</i>	<i>54,599</i>	<i>74,373</i>	<i>89,705</i>	<i>82,113</i>	<i>67,98,850</i>	<i>1,81,62,610</i>	<i>1,55,13,835</i>	<i>1,35,18,667</i>	<i>1,14,75,144</i>
<i>" Sind</i>	<i>6,654</i>	<i>18,925</i>	<i>16,526</i>	<i>30,842</i>	<i>19,531</i>	<i>26,07,880</i>	<i>65,81,090</i>	<i>31,96,676</i>	<i>49,42,932</i>	<i>29,18,435</i>
<i>" Madras</i>	<i>3,959</i>	<i>12,609</i>	<i>15,694</i>	<i>29,237</i>	<i>29,059</i>	<i>16,66,600</i>	<i>44,71,330</i>	<i>38,23,028</i>	<i>51,72,259</i>	<i>45,05,336</i>
<i>" Burma</i>	<i>4,628</i>	<i>3,154</i>	<i>4,142</i>	<i>6,695</i>	<i>7,625</i>	<i>16,96,450</i>	<i>30,24,370</i>	<i>10,19,327</i>	<i>13,49,261</i>	<i>13,80,359</i>
TOTAL	91,788	185,258	160,895	221,256	2,03,272	2,90,57,010	6,15,16,710	3,68,00,742	3,61,67,391	3,05,76,730
Lead—										
Unwrought—										
Ore (L. F)—										
United Kingdom	432	279	3	1	4	1,70,310	1,82,300	2,509	705	1,944
Aden and Dependancies	11	5	11,100	3,100
Ceylon	9	30	10,450
Egypt†	17	10,000
Other British Possessions	420
TOTAL BRITISH EMPIRE	443	310	3	1	4	1,81,860	2,08,850	2,509	705	1,944
France	231	636	37	2,23,250	4,27,830	128	..	16,341
Spain	12	10,100
Italy	4	5	4,650	2,348
Other Foreign Countries	230	..	50
TOTAL FOREIGN COUNTRIES	235	648	42	2,28,130	4,37,930	178	..	18,689
Share of Bengal	358	177	10	86,660	1,33,130	65	..	1,210
<i>" Bombay</i>	<i>257</i>	<i>466</i>	<i>..</i>	<i>..</i>	<i>4</i>	<i>2,82,500</i>	<i>3,01,910</i>	<i>136</i>	<i>..</i>	<i>1,944</i>
<i>" Sind</i>	<i>63</i>	<i>316</i>	<i>3</i>	<i>1</i>	<i>32</i>	<i>60,830</i>	<i>2,08,760</i>	<i>2,486</i>	<i>705</i>	<i>11,179</i>
TOTAL	678	658	3	1	46	4,09,990	6,43,780	2,687 (a)	705	20,633

† Shown as a Foreign Country from 1923-24.
(a) Duty was collected on 102,632 in 1921-22.

ARTICLES, AND COUNTRIES OF CONSIGNMENT; ALSO SHARE OF EACH PROVINCE	QUANTITY					VALUE				
	1919-20	1920-21	1921-22	1922-23	1923-24	1919-20	1920-21	1921-22	1922-23	1923-24
Metals and Ores—continued										
<i>Lead—continued</i>										
<i>Unwrought—continued</i>										
Pig (III. L.)—	Cwts.	Cwts.	Cwts.	Cwts.	Cwts.	R	R	R	R	R
United Kingdom	15,137	7,548	2,379	4,396	5,008	2,30,420	1,77,880	53,790	94,334	1,07,740
Mesopotamia*	—	—	..	1,927	144	—	—	..	34,130	1,096
Ceylon	1,379	1,506	2,739	983	837	27,700	50,200	56,506	18,270	15,305
Straits Settlements (including Labuan).	35	588	111	650	18,580	3,661
Tanganyika Territory	—	—	03	—	—	1,880
TOTAL BRITISH EMPIRE	16,551	9,642	5,229	7,309	6,082	2,97,830	2,21,610	1,14,047	1,46,734	1,26,921
Turkey, Asiatic	—	—	—	—
Persian Gulf	211	..	—	—	—	4,230	..	—	—	—
United States of America— Via Atlantic Coast	100	45	2,010	1,105
TOTAL FOREIGN COUNTRIES	211	100	45	4,230	2,010	1,105
<i>Share of Bengal</i>	<i>5,439</i>	<i>1,624</i>	<i>1,174</i>	<i>1,666</i>	<i>3,636</i>	<i>91,680</i>	<i>42,810</i>	<i>29,038</i>	<i>32,321</i>	<i>56,797</i>
“ Bombay	3,197	4,406	344	2,087	667	1,50,400	99,240	7,071	41,500	14,231
“ Sind	120	482	120	997	128	2,190	13,460	2,775	19,337	2,454
“ Madras	3,006	3,230	3,636	2,398	1,618	67,750	61,600	70,268	49,358	33,281
“ Burma	161	3	..	6,510	..	4,018	138
TOTAL	16,762	9,742	5,274	7,309	6,082	3,02,060	2,23,020	1,15,152	1,46,734	1,26,921
Other sorts (III. L.)—	Cwts.	Cwts.	Cwts.	Cwts.	Cwts.					
United Kingdom	65	3,127	307	440	82	1,200	1,41,030	5,022	9,571	2,788
Ceylon	2,695	739	124	25,840	4,340	895
Other British Possessions	1	6	44	..	110	492
TOTAL BRITISH EMPIRE	2,761	3,872	431	440	126	27,040	1,46,080	6,817	9,571	3,280
TOTAL FOREIGN COUNTRIES	25	160	658	15	..
<i>Share of Bengal</i>	<i>24</i>	<i>776</i>	<i>49</i>	<i>4</i>	<i>79</i>	<i>500</i>	<i>20,070</i>	<i>1,342</i>	<i>90</i>	<i>2,495</i>
“ Bombay	2,637	2,994	276	24,790	1,22,080	2,958
“ Sind	100	44	..	4,000	492
“ Madras	99	2	10	35	3	1,750	60	200	1,070	293
“ Burma	1	..	121	401	30	2,975	3,426	..
TOTAL	2,761	3,872	466	440	126	27,040	1,46,240	7,475	9,586	3,280
Wrought—										
Sheets, pipes, and tubes (III. L.) (a)—	Cwts.	Cwts.	Cwts.							
United Kingdom	18,502	21,754	15,073	—	—	4,53,640	7,48,700	4,73,000	—	—
Ceylon	210	6	82	—	—	6,500	320	2,778	—	—
Victoria	600	..	—	—	..	17,900	..	—	—
Australian Commonwealth (Total)	600	..	—	—	..	17,900	..	—	—
Other British Possessions	1	—	—	60	—	—
TOTAL BRITISH EMPIRE	18,713	22,360	15,155	—	—	4,60,500	7,66,920	4,75,778	—	—

* Included in Turkey, Asiatic prior to 1921-22.
(a) Subdivided into " Sheets " and " Pipes and tubes " from 1922-23.

No. 13—continued

ARTICLES, AND COUNTRIES OF CONSIGNMENT; ALSO SHARE OF EACH PROVINCE	QUANTITY					VALUE				
	1919-20	1920-21	1921-22	1922-23	1923-24	1919-20	1920-21	1921-22	1922-23	1923-24
Metals and Ores—continued						R	R	R	R	R
Lead—continued										
Wrought—continued										
Sheets, pipes, and tubes (III. L) (a) —continued	Cwts.	Cwts.	Cwts.							
Germany	640	—	—	17,976	—	—
Netherlands	187	—	—	4,749	—	—
Belgium	55	951	—	—	..	1,510	27,124	—	—
Japan	900	18	..	—	—	27,640	380	..	—	—
United States of America— Via Atlantic Coast	2,890	287	..	—	—	1,31,500	22,180	331	—	—
TOTAL FOREIGN COUNTRIES	3,790	360	1,778	—	—	1,59,230	24,070	50,180	—	—
Share of Bengal	11,784	10,268	6,416	—	—	3,20,970	3,22,540	2,02,074	—	—
„ Bombay	8,514	9,567	7,367	—	—	2,48,670	3,69,690	2,29,473	—	—
„ Sind	281	450	204	—	—	6,290	17,610	5,612	—	—
„ Madras	970	831	1,041	—	—	21,650	27,160	30,797	—	—
„ Burma	954	1,566	2,005	—	—	21,850	53,700	57,402	—	—
TOTAL	22,503	22,720	16,933	—	—	6,19,430	7,90,990	5,25,058	—	—
Sheets (III, L) (b) —				Cwts.	Cwts.					
United Kingdom	—	—	—	8,304	9,909	—	—	—	2,34,289	2,53,585
Ceylon	—	—	—	..	203	—	—	—	..	6,108
Zanzibar and Pemba	—	—	—	3	..	—	—	—	42	..
TOTAL BRITISH EMPIRE	—	—	—	8,307	10,172	—	—	—	2,34,331	2,59,693
Germany	—	—	—	451	405	—	—	—	11,430	12,280
Netherlands	—	—	—	52	46	—	—	—	1,457	1,182
Belgium	—	—	—	3,286	2,309	—	85,858	60,071
TOTAL FOREIGN COUNTRIES	—	—	—	3,789	2,849	—	—	—	98,751	69,533
Share of Bengal	—	—	—	3,190	6,226	..	—	—	36,707	1,55,377
„ Bombay	—	—	—	4,779	4,871	—	—	—	1,32,443	1,21,107
„ Sind	—	—	—	659	201	—	—	—	17,750	5,442
„ Madras	—	—	—	2,012	976	—	—	—	66,186	27,551
„ Burma	—	—	—	1,456	747	—	—	—	39,997	19,749
TOTAL	—	—	—	12,096	13,021	—	—	—	3,33,082	3,29,226
Pipes and Tubes (III, L) (b) —				Cwts.	Cwts.					
United Kingdom	—	—	—	3,658	3,023	—	—	—	1,21,334	96,760
Other British Possessions	—	—	—	31	..	—	—	—	600	..
TOTAL BRITISH EMPIRE	—	—	—	3,689	3,023	—	—	—	1,21,934	96,760
Germany	—	—	—	1,182	1,459	—	—	—	27,936	37,735
Netherlands	—	—	—	440	8	—	—	—	12,403	210
Belgium	—	—	—	2,210	3,578	—	—	—	69,911	93,276
France	—	—	—	..	324	—	—	—	..	8,115
Switzerland	—	—	—	68	..	—	—	—	1,878	..
Japan	—	—	—	95	..	—	—	—	2,697	..
United States of America— Via Atlantic Coast	—	—	—	139	..	—	—	—	3,055	..
TOTAL FOREIGN COUNTRIES	—	—	—	4,134	5,360	—	—	—	1,07,280	1,39,336
Share of Bengal	—	—	—	1,314	2,698	—	—	—	40,621	82,631
„ Bombay	—	—	—	5,732	4,988	—	—	—	1,67,889	1,33,555
„ Sind	—	—	—	56	50	—	—	—	1,752	1,627
„ Madras	—	—	—	122	192	..	—	—	3,374	6,244
„ Burma	—	—	—	549	454	—	—	—	16,638	12,048
TOTAL	—	—	—	7,823	8,392	—	—	—	2,29,274	2,39,105

(a) Subdivided into " Sheets " and " Pipes and tubes " from 1922-23.
(b) Separately recorded from 1922-23.

ARTICLES, AND COUNTRIES OF CONSIGNMENT; ALSO SHARE OF EACH PROVINCE	QUANTITY					VALUE				
	1919-20	1920-21	1921-22	1922-23	1923-24	1919-20	1920-21	1921-22	1922-23	1923-24
Metals and Ores—continued										
Lead—continued										
Sheets for tea-chests (III. L)—	Cwts.	Cwts.	Cwts.	Cwts.	Cwts.					
United Kingdom	29,884	23,828	19,253	16,054	13,820	5,98,050	8,50,720	6,75,244	5,43,335	4,00,202
Ceylon	13,275	6,506	3,713	3,332	7,751	3,85,340	1,97,140	1,21,891	1,18,667	2,52,911
TOTAL BRITISH EMPIRE	43,159	30,424	22,966	19,386	21,580	9,83,390	10,47,860	7,96,625	6,67,002	6,53,173
Russia : Northern Russia	1,470	87,546
Japan	219	14,040
TOTAL FOREIGN COUNTRIES	219	1,470	14,040	87,546
Share of Bengal	34,928	31,638	18,059	14,259	16,677	7,71,370	7,34,030	6,21,858	4,78,998	4,33,514
„ Bombay	89	2,212
„ Madras	3,450	3,724	4,308	5,036	6,268	2,26,060	3,13,460	1,72,555	1,76,420	2,04,104
„ Burma	12	..	91	105	..	430	..	2,584	2,801
TOTAL	43,378	30,424	22,966	19,386	23,050	9,97,430	10,47,860	7,96,625	6,67,002	6,90,719
Other sorts (III. L)—	Cwts.	Cwts.	Cwts.	Cwts.	Cwts.					
United Kingdom	5,728	7,243	4,687	4,207	4,540	1,91,370	3,07,500	1,73,181	1,47,432	1,45,057
Gibraltar	250	1	10	6,890	170	80	120
Aden and Dependencies	77	..	6	1,300	..	106
Mesopotamia* [.	—	—	..	825	3,168	—	—	..	13,222	34,075
Ceylon	127	45	36	1	152	2,160	1,490	1,542	45	1,210
Zanzibar and Pemba	6	23	20	13	21	70	1,320	351	188	300
Other British Possessions	20	1	1	..	1	380	20	390	..	240
TOTAL BRITISH EMPIRE	5,958	7,662	4,761	5,046	7,862	1,95,290	3,17,220	1,75,690	1,60,967	1,81,011
Germany	102	72	73	3,841	5,922	2,718
Netherlands	16	81	9	73	..	1,580	4,590	1,250	4,155	5
Belgium	66	5	1,580	467	..
France	329	176	270	96	900	10,260	7,310	8,188	3,475	29,039
Italy	14	1,937
Austria	30	1,166	..
Hungary
Turkey, Asiatic
Red Sea	12	170
Persian Gulf	72	107	1,340	1,790
Japan	376	144	9	25,380	10,280	..	644	657
Portuguese East Africa	146	1	440	42	..	1,780	20	7,931	616	..
United States of America— Via Atlantic Coast	784	1,255	167	11	16	36,580	74,120	7,175	248	780
Other Foreign Countries	5	26	1	..	4	70	1,060	20	2	42
TOTAL FOREIGN COUNTRIES	1,640	1,740	1,059	329	1,062	77,140	99,150	31,902	16,695	33,241
Share of Bengal	2,738	3,416	1,769	1,765	1,061	1,12,890	1,64,600	69,268	67,422	70,031
„ Bombay	2,696	4,020	2,392	2,192	5,440	74,690	1,76,790	69,223	61,113	92,629
„ Sind	1,123	977	969	1,173	1,112	47,970	36,180	35,443	36,526	36,997
„ Madras	1,011	712	625	83	172	33,030	29,280	25,007	4,209	5,163
„ Burma	30	177	165	162	259	1,850	10,640	3,051	3,392	10,032
TOTAL	7,598	9,302	5,820	5,375	8,944	2,72,430	4,16,370	2,07,592	1,77,602	2,14,852
Total Lead (excluding Ore)—	Cwts.	Cwts.	Cwts.	Cwts.	Cwts.					
United Kingdom	69,316	63,500	41,699	37,062	36,451	15,13,680	22,26,430	13,81,087	11,50,295	10,06,801
Gibraltar	250	1	10	6,890	170	80	120
Mesopotamia*	—	—	..	2,782	3,350	—	—	..	47,062	36,503
Aden and Dependencies	77	..	6	1,300	..	106
Ceylon	17,636	8,892	6,694	4,317	8,943	4,47,600	2,33,490	1,88,192	1,32,032	2,75,543
Straits Settlements (including Labuan)	39	594	112	740	13,840	3,721
Bansibar and Pemba	6	23	20	16	21	70	1,320	351	230	300
Tanganyika Territory	93	1,880
South Australia (including Northern Territory)	20
Victoria	600	17,900
Australian Commonwealth (Total)	600	20	17,900
Other British Possessions	16	1	1	330	20	330	..	240
TOTAL BRITISH EMPIRE	87,142	73,860	48,632	44,177	48,805	19,63,750	24,99,600	15,63,057	13,30,590	13,21,447

* Included in Turkey, Asiatic prior to 1921-22.

No. 13—continued

ARTICLES, AND COUNTRIES OF CONSIGNMENT; ALSO SHARE OF EACH PROVINCE	QUANTITY					VALUE				
	1919-20	1920-21	1921-22	1922-23	1923-24	1919-20	1920-21	1921-22	1922-23	1923-24
Metals and Ores—continued						R	R	R	R	R
Lead—concluded										
Total Lead (excluding Ore)— continued	Cwts.	Cwts.	Cwts.	Cwts.	Cwts.					
Russia:										
Northern Russia	1,470	87,546
Germany	742	1,705	2,027	21,817	44,004	52,733
Netherlands	13	31	196	565	53	1,580	4,590	5,099	18,015	1,397
Belgium	56	1,017	5,501	5,887	..	1,570	28,684	1,40,251	1,40,347
France	229	176	270	90	1,284	10,260	7,310	8,188	3,475	37,154
Switzerland	08	1,878	..
Italy	14	1,927
Austria	30	1,160	..
Hungary
Turkey, Asiatic
Red Sea	12	170
Persian Gulf	283	107	5,570	1,790
Japan	1,495	162	..	95	0	67,060	10,640	..	3,341	657
Portuguese East Africa	146	1	175	42	..	1,750	20	8,511	610	..
United States of America— Vid Atlantic Coast	3,674	1,642	202	150	16	1,68,170	98,470	8,649	3,303	780
Other Foreign Countries	5	25	1	..	4	70	1,000	60	2	42
TOTAL FOREIGN COUNTRIES	5,860	2,200	2,917	8,252	10,750	2,54,610	1,25,390	83,845	2,22,741	2,70,656
Share of Bengal	54,913	37,770	37,477	32,198	31,277	12,97,410	12,84,250	9,24,130	7,06,359	8,71,145
„ Bombay	22,044	20,977	10,368	14,840	15,966	4,93,550	7,66,800	3,10,937	4,02,948	3,61,542
„ Sind	1,524	2,009	1,293	2,385	1,545	56,450	71,260	43,830	75,365	47,012
„ Madras	13,536	13,549	10,020	9,686	9,259	3,42,280	4,31,470	3,05,427	2,89,618	2,76,636
„ Burma	985	1,755	2,291	2,320	1,568	23,700	71,310	68,428	79,056	44,758
TOTAL	93,002	76,080	51,449	52,429	50,615	22,18,390	26,25,080	10,52,802	15,53,240	16,01,103
Quicksilver (III. L)—	Lbs.	Lbs.	Lbs.	Lbs.	Lbs.					
United Kingdom	518,021	67,369	78,587	135,948	71,061	17,97,880	2,56,290	1,75,187	3,70,085	1,44,850
Straits Settlements (Includ- ing Labuan)	17	12	8	26	34	40	40	19	61	88
Hongkong	1,735	90	5,379	11,319	118	7,030	320	12,738	26,306	243
Egypt*	1,875	4,662	..
TOTAL BRITISH EMPIRE	519,773	67,471	83,974	149,168	71,213	18,04,950	2,56,650	1,87,939	4,09,114	1,45,100
Germany	7,670	1,902	3,750	16,850	4,059	8,240
France	1,875	4,005	..
Netherlands	11,250	..	4,500	29,600	..	8,078
Switzerland	11,250	25,100	..
Spain	12	15
Italy	10,898	14,648	25,570	110,885	131,205	47,400	40,670	58,768	2,40,346	2,54,163
Austria	42,000	12,777	12,805	87,651	30,842	26,249
Hungary
Czechoslovakia	3,750	7,970	..
China (exclusive of Hong- kong and Macao)	152	..	375	2,440	375	580	..	891	6,090	937
Japan	2,250	6,020
United States of America— Vid Atlantic Coast	3,750	3,750	25	17,810	10,000	115
TOTAL FOREIGN COUNTRIES	20,800	20,648	86,865	144,879	152,672	65,740	57,690	1,88,760	3,23,912	2,98,300
Share of Bengal	206,905	62,608	64,690	131,025	72,752	8,13,200	2,32,700	1,49,408	3,67,900	1,56,696
„ Bombay	304,763	12,750	37,139	144,247	127,945	9,49,310	38,370	1,84,182	3,19,189	2,32,225
„ Sind	8,370	1,500	..	40	426	27,730	4,040	..	291	1,153
„ Madras	19,186	8,685	14,634	16,201	21,933	75,330	30,350	32,931	39,205	61,629
„ Burma	1,349	2,576	4,376	2,534	830	5,120	8,780	10,178	6,441	1,883
TOTAL	547,573	88,119	170,839	294,047	223,885	18,70,690	3,14,240	3,76,749	7,33,026	4,43,586

*Shown as a Foreign Country from 1923-24.

ARTICLES, AND COUNTRIES OF CONSIGNMENT; ALSO SHARE OF EACH PROVINCE	QUANTITY					VALUE				
	1919-20	1920-21	1921-22	1922-23	1923-24	1919-20	1920-21	1921-22	1922-23	1923-24
Metals and Ores—continued										
<i>Folder (III. L)—</i>	Cwts.	Cwts.	Cwts.	Cwts.	Cwts.	R	R	R	R	R
United Kingdom	398	910	357	736	420	31,910	75,970	23,108	30,382	37,124
Other British Possessions	5	13	5	10	10	434	902	387
TOTAL BRITISH EMPIRE	398	910	362	749	425	31,920	76,980	23,542	31,284	37,511
Turkey, European	14	2,070
Italian East Africa (Somaliland and Eritrea)	22	2,050
United States of America—Via Atlantic Coast	21	6	6	13	3	4,980	2,700	1,494	1,434	413
Other Foreign Countries	40	10	..	5	..
TOTAL FOREIGN COUNTRIES	21	42	6	13	3	5,020	6,020	1,494	1,439	413
<i>Share of Bengal</i>										
.. Bombay	327	658	284	573	274	18,630	52,190	19,524	23,151	22,959
.. Sind	34	66	24	11	17	3,060	7,550	1,796	1,025	2,448
.. Madras	4	6	1	32	7	380	670	274	900	663
.. Burma	137	165	31	63	80	13,260	17,070	4,522	5,522	7,375
.. <i>Burma</i>	17	57	25	163	50	1,610	6,380	3,920	3,215	4,479
TOTAL	419	952	368	782	428	36,040	83,900	30,036	38,813	37,924
Tin—										
Unwrought (blocks, ingots, bars, and slabs) (III. L)—	Cwts.	Cwts.	Cwts.	Cwts.	Cwts.					
United Kingdom	949	2,541	1,538	6,049	900	1,62,620	4,13,460	2,18,374	7,55,697	1,44,866
Aden and Dependencies	151	27,180
Mesopotamia*	223	26,641	..
Ceylon	9	7	1	..	2	1,490	1,080	186	79	208
Straits Settlements (including Labuan)	44,288	38,444	51,287	30,441	42,157	74,02,100	60,52,270	71,92,565	45,97,197	60,62,085
Federated Malay States	100	134	221	19,030	25,540	33,307
Hongkong	61	5	..	12,810	750
Zanzibar and Pemba	19	3,720
TOTAL BRITISH EMPIRE	45,477	41,206	63,047	42,713	43,064	76,12,510	65,08,560	74,30,432	53,79,614	62,07,909
Germany	20	2,500
Maskat Territory and Trucial Oman	10	1,700
Java	1,189	519	206	..	84	1,64,950	68,480	31,584	..	5,919
Borneo (Dutch)	300	53,221
China (exclusive of Hongkong and Macao)	20	20	195	527	340	3,650	3,550	24,474	63,871	44,164
Japan	126	..	282	51	..	15,700	..	32,755	6,120	..
Italian East Africa (Somaliland and Eritrea)	20	26	7	4	1	4,410	5,120	950	450	125
Other Foreign Countries	3	2	950	290
TOTAL FOREIGN COUNTRIES	1,358	577	690	582	745	1,89,660	79,200	89,763	70,441	1,05,929
<i>Share of Bengal</i>										
.. Bombay	24,918	23,794	33,374	26,924	27,187	40,86,670	37,44,520	46,43,331	32,64,160	38,02,500
.. Sind	13,589	10,004	12,169	10,648	9,973	22,50,500	16,66,330	16,81,560	12,26,612	14,61,145
.. Madras	251	386	402	671	767	46,150	66,120	67,756	94,860	1,22,709
.. <i>Burma</i>	6,319	5,499	6,212	5,371	4,151	10,47,240	8,53,510	9,09,143	6,95,350	6,08,148
.. <i>Burma</i>	1,858	2,100	1,530	1,281	1,731	3,71,610	3,46,580	2,27,405	1,69,853	3,19,330
TOTAL	46,835	41,783	53,737	43,295	43,809	78,02,170	65,88,060	75,20,195	54,50,055	63,13,838

*Included in Turkey, Asiatic prior to 1921-22.

No. 13—continued.

ARTICLES, AND COUNTRIES OF CONSIGNMENT; ALSO SHARE OF EACH PROVINCE	QUANTITY					VALUE				
	1919-20	1920-21	1921-22	1922-23	1923-24	1919-20	1920-21	1921-22	1922-23	1923-24
Metals and Ores—continued										
Tin—continued										
Wrought, including plates of sheets, not being tinned iron (III. L.)	Cwts.	Cwts.	Cwts.	Cwts.	Cwts.	£	£	£	£	£
United Kingdom	864	131	390	5,063	3,374	56,480	37,270	31,022	1,40,052	1,01,487
Straits Settlements (including Labuan)	1	1,974	360	2,83,434
Other British Possessions	2	2	..	7	..	220	230	..	800	30
TOTAL BRITISH EMPIRE	866	134	2,364	5,070	3,374	56,700	37,860	3,15,356	1,41,752	1,01,517
Germany	10	4	10	1,286	1,005	1,092
Belgium	8	8	..	16	8	1,780	3,000	..	3,747	1,025
Italy	14	..	7	2	..	4,630	..	1,303	543
Austria	8	1,760	..
Hungary
Japan	575	542	141	10	..	45,440	43,070	16,002	1,285	..
United States of America— Via Atlantic Coast	25	108	..	544	137	1,010	9,070	..	30,491	9,009
Other Foreign Countries	4	590
TOTAL FOREIGN COUNTRIES	612	672	151	589	157	48,820	61,360	16,878	39,657	12,560
Share of Bengal	675	514	120	4,516	322	44,210	38,150	16,539	1,00,114	30,472
" Bombay	219	189	571	124	80	27,620	47,220	76,918	21,029	12,844
" Sind	1	56	12	38	12	350	4,760	1,581	5,663	1,725
" Madras	568	12	1,812	240	1,728	30,620	3,590	2,37,596	17,146	39,120
" Burma	15	35	..	1,341	1,389	2,720	5,450	..	36,857	29,916
TOTAL	1,478	806	2,515	6,258	3,531	1,05,520	99,220	3,31,731	1,81,400	1,14,086
Total Tin—	Cwts.	Cwts.	Cwts.	Cwts.	Cwts.					
United Kingdom	1,813	2,672	1,928	11,712	4,274	2,19,100	4,50,730	2,45,296	8,96,640	2,46,353
Mesopotamia*	—	—	..	230	..	—	—	..	27,441	..
Aden and Dependencies	151	27,180
Ceylon	9	7	1	..	2	1,490	1,060	186	70	208
Straits Settlements (including Labuan)	44,288	38,445	53,261	36,441	42,157	74,02,190	60,62,630	74,75,099	46,97,107	60,02,085
Federated Malay States	160	134	221	19,030	25,540	33,307
Hongkong	2	63	6	220	13,040	780
Zanzibar and Pemba	19	3,720
TOTAL BRITISH EMPIRE	46,343	41,340	55,411	48,383	46,438	76,69,210	65,46,720	77,54,788	55,21,306	63,00,426
Germany	10	4	30	1,286	1,006	3,502
Belgium	8	8	..	16	8	1,780	3,000	..	3,747	1,025
Italy	14	..	7	2	..	4,630	..	1,303	543
Austria	8	1,760	..
Hungary
Turkey, Asiatic
Persian Gulf	1	150
Maskat Territory and Trucial Oman	10	1,760
Java	1,189	519	206	..	84	1,64,050	68,480	31,534	..	5,019
Borneo (Dutch)	300	53,221
China (exclusive of Hongkong and Macão)	20	20	195	527	340	3,650	3,550	24,474	63,871	44,164
Japan	701	542	423	61	..	61,140	43,070	47,847	7,405	..
Portuguese East Africa	4	590
Italian East Africa (Somali- land and Britrea)	20	26	7	4	1	4,410	5,120	950	450	125
United States of America— Via Atlantic Coast	28	109	..	544	137	1,000	10,110	..	30,491	9,009
TOTAL FOREIGN COUNTRIES	1,970	1,249	841	1,171	902	2,33,480	1,40,560	1,06,141	1,10,998	1,18,498

*Included in Turkey, Asiatic prior to 1921-22.

ARTICLES, AND COUNTRIES OF CONSIGNMENT. ALSO SHARE OF EACH PROVINCE	QUANTITY					VALUE				
	1910-20	1920-21	1921-22	1922-23	1923-24	1910-20	1920-21	1921-22	1922-23	1923-24
Metals and Ores—continued						R	R	R	R	R
Tin—continued										
Total Tin—continued	Cwts.	Cwts.	Cwts.	Cwts.	Cwts.					
Share of Bengal	25,593	24,308	33,494	30,440	27,509	41,30,880	37,82,670	46,59,870	33,64,274	38,82,978
" Bombay	15,808	10,193	12,740	20,172	10,053	22,78,120	16,12,660	17,57,578	12,48,241	14,73,989
" Sind	252	442	414	709	779	46,500	70,880	69,337	99,743	1,24,434
" Madras	6,787	6,511	3,024	5,611	5,879	10,77,860	8,69,100	11,46,739	7,12,496	6,47,277
" Burma	1,873	2,195	1,580	2,622	3,120	3,74,330	3,52,070	2,27,405	2,06,710	3,49,246
TOTAL	48,313	42,589	50,252	49,554	47,340	179,07,690	66,87,280	78,60,929	56,31,464	64,27,924
Zinc or Spelter—										
Unwrought (III. L)—	Cwts.	Cwts.	Cwts.	Cwts.	Cwts.					
United Kingdom	98,693	33,764	57,241	45,463	52,279	31,34,850	10,26,410	14,20,398	11,38,667	12,88,878
Ceylon	197	66	89	38	59	8,210	2,320	2,650	933	1,583
Mesopotamia*	—	—	109	..	17	—	—	3,279	..	425
Straits Settlements (including Labuan)	88	29	183	412	509	3,120	1,970	2,556	6,586	9,479
Zanzibar and Pemba	11	460
Victoria	130	4	610	2,700	20	18,021
New South Wales	500	30,000
Australian Commonwealth (Total)	630	4	610	32,700	20	18,021
Tanganyika Territory	—	—	12	—	—	300
TOTAL BRITISH EMPIRE	99,548	33,874	57,622	45,933	53,486	31,78,880	10,81,170	14,29,193	11,46,186	13,18,691
Germany	1	508	1,805	4,030	3,272	20	10,930	59,509	1,17,565	84,144
Netherlands	658	13,150
Belgium	5,549	2,102	8,149	2,836	766	1,46,880	59,060	1,67,892	73,914	20,657
Japan	5,825	..	1	3,012	1	1,50,020	..	150	96,300	15
German East Africa†	38	—	—	—	..	1,600	—	—	—
United States of America—Vid Atlantic Coast	6,022	..	12	1,90,740	20	1,154
TOTAL FOREIGN COUNTRIES	18,055	2,648	9,967	9,878	4,039	5,30,810	71,610	2,28,705	2,87,779	1,04,816
Share of Bengal	62,953	18,283	33,837	36,769	33,791	23,76,610	6,64,750	9,87,657	10,13,496	8,43,072
" Bombay	49,927	16,377	31,668	16,820	21,515	11,59,510	3,89,300	6,19,229	3,30,692	5,17,825
" Sind	617	..	47	402	20	17,130	..	1,625	10,461	715
" Madras	1,205	1,857	2,025	2,814	2,099	40,450	68,500	49,137	79,258	58,953
" Burma	2,901	6	12	6	100	1,15,990	200	340	168	2,942
TOTAL	117,608	36,522	67,589	55,811	57,525	37,09,690	11,02,780	16,57,888	14,33,965	14,23,507
Wrought or manufactured (III. L)—	Cwts.	Cwts.	Cwts.	Cwts.	Cwts.					
United Kingdom	9,141	23,977	12,777	12,850	17,742	3,60,030	10,63,140	4,40,399	3,67,187	5,23,422
Aden and Dependencies	102	26	3	2,080	470	72
Mesopotamia*	—	—	..	456	..	—	—	..	6,081	..
Ceylon	89	40	10	1	40	4,340	2,470	254	37	1,942
Straits Settlements (including Labuan)	834	462	..	3,040	5,476	14,120	7,250	..	46,947	89,706
Natal	188	3,510
Zanzibar and Pemba	221	3	..	16	..	5,440	100	..	217	..
Mauritius and Dependencies	45	23	1,130	1,080
Canada—										
Vid Pacific Coast	700	22,400	..
Victoria	1	..	500	10	..	15,306
Western Australia	2	20
Australian Commonwealth (Total)	3	..	500	30	..	15,306
Other British Possessions	41	10	..	880	230	..
TOTAL BRITISH EMPIRE	10,661	24,531	12,790	17,088	23,755	3,92,430	10,74,510	4,40,683	4,43,999	6,30,448

*Included in Turkey, Asiatic prior to 1921-22.
†Shown as "Tanganyika Territory" under the British Empire from 1921-22.

No. 18—continued

ARTICLES, AND COUNTRIES OF CONSIGNMENT; ALSO SHARE OF EACH PROVINCE	QUANTITY					VALUE				
	1919-20	1920-21	1921-22	1922-23	1923-24	1919-20	1920-21	1921-22	1922-23	1923-24
Metals and Ores—continued										
Zinc or Spelter—continued	Cwts.	Cwts.	Cwts.	Cwts.	Cwts.	R	R	R	R	R
Wrought or manufactured (III. L)—continued										
Poland	242	6,000
Norway	170	5,551
Germany	253	1,039	6,238	0,704	..	13,330	82,037	1,76,035	1,02,400
Netherlands	30	1,261	752	69	180	040	65,100	22,908	2,056	6,210
Belgium	1,471	10,298	7,144	13,401	22,861	50,200	5,08,700	2,19,418	4,17,300	7,16,615
Japan	1	56	..	198	521	40	2,890	..	4,962	9,807
Portuguese East Africa	83	5	1	1,520	40	48
German East Africa†	116	2,000
United States of America— Via Atlantic Coast	1,208	2,758	71	1,016	108	50,500	1,22,940	6,552	23,544	7,040
“ Pacific ”	30
Other Foreign Countries	7	26	12	136	320	353	..
TOTAL FOREIGN COUNTRIES:	2,798	14,754	9,032	21,024	30,847	1,08,200	7,15,240	2,81,800	6,30,240	9,44,746
Share of Bengal	4,588	16,297	7,067	13,524	24,472	1,63,120	6,66,500	2,03,451	4,89,631	6,25,510
“ Bombay	3,982	2,976	3,092	3,476	5,272	1,44,170	2,32,930	1,22,729	1,19,645	1,96,069
“ Sind	379	701	258	516	873	16,450	61,550	14,786	25,238	39,734
“ Madras	965	4,483	2,688	2,296	6,507	32,230	2,12,600	183,832	68,977	1,97,911
“ Burma	3,642	13,822	8,719	13,300	17,478	1,39,660	6,14,170	2,97,781	3,70,748	5,15,969
TOTAL	13,454	39,265	21,823	88,112	54,602	4,05,630	17,69,750	7,22,573	10,74,239	15,75,193
Other sorts (III. L)—	Cwts.	Cwts.	Cwts.	Cwts.	Cwts.					
United Kingdom	638	184	144	128	69	16,910	10,850	5,500	4,152	885
Aden and Dependencies	2	..	15	16	104	40	..	291	285	1,070
Mesopotamia*	25	69	375	650	1,062	7,311
Straits Settlements (includ- ing Labuan)	241	..	5	4,340	..	184
Zanzibar and Pemba	30	18	110	492	285	2,019
Tanganyika Territory	65	1,206
Other British Possessions	5	17	23	35	49	190	790	611	527	865
TOTAL BRITISH EMPIRE	880	201	242	265	772	21,480	11,140	7,728	6,261	14,045
Germany	40	100	45	1,347	109	1,001
Netherlands	108	25	..	13,030	4,779	4,072	810
Belgium	401	145
United States of America— Via Atlantic Coast	21	44	2	18	5	1,680	1,750	46	744	50
Other Foreign Countries	9	10	36	30	17	250	150	649	344	199
TOTAL FOREIGN COUNTRIES	30	455	223	310	92	1,930	14,030	6,820	8,589	2,600
Share of Bombay	618	206	408	184	738	17,090	11,550	12,809	3,921	16,262
“ Sind	51	25	45	87	125	1,580	420	1,158	1,209	1,428
“ Madras	247	425	10	36	1	4,770	14,100	561	1,969	16
“ Burma	2	277	20	7,751	..
TOTAL	916	656	465	584	864	23,410	26,070	14,548	14,850	16,705
Total Zinc or Spelter—	Cwts.	Cwts.	Cwts.	Cwts.	Cwts.					
United Kingdom	108,412	57,925	70,162	58,470	70,990	35,12,600	29,99,900	18,60,297	15,10,006	18,13,187
Mesopotamia*	134	525	392	3,929	8,048	7,736
Aden and Dependencies	104	26	15	15	107	2,120	470	291	235	1,742
Ceylon	289	120	100	45	103	12,670	5,420	3,275	1,000	3,582
Straits Settlements (includ- ing Labuan)	1,193	401	188	3,452	5,970	21,580	9,210	2,740	58,533	99,181
Natal	198	3,510
Zanzibar and Pemba	221	14	30	34	110	5,440	550	492	502	2,01

† Shown as "Tanganyika Territory" under the British Empire from 1921-22.
* Included in Turkey, Asiatic, prior to 1921-22.

ARTICLES, AND COUNTRIES OF CONSIGNMENT; ALSO SHARE OF EACH PROVINCE	QUANTITY					VALUE				
	1919-20	1920-21	1921-22	1922-23	1923-24	1919-20	1920-21	1921-22	1922-23	1923-24
Metals and Ores—continued										
<i>Zinc or Spelter—concluded</i>										
<i>Total Zinc or Spelter—</i>										
Tanganyika Territory	—	—	77	—	—	1,591
Mauritius and Dependencies	45	23	20	1,130	1,080	500
Canada— Vid Pacific Coast	700	22,400	..
Western Australia	2	2	20	20	..
South Australia (including Northern Territory)	10
Victoria	130	4	1	..	1,110	2,700	20	10	..	33,327
New South Wales	500	30,000
<i>Australian Commonwealth (Total)</i>	630	4	3	2	..	32,710	20	30	20	..
Other British Possessions	43	3	2	43	45	940	100	40	567	812
TOTAL BRITISH EMPIRE	111,095	58,606	70,654	63,286	78,013	35,92,790	21,16,820	18,77,594	15,96,446	19,03,184
Poland	242	6,990
Norway	170	5,551
Germany	1	761	2,884	10,271	10,081	20	24,260	93,493	2,04,609	2,78,154
Netherlands	688	1,261	752	169	180	14,090	65,100	22,968	4,776	6,216
Belgium	7,020	12,801	15,438	16,405	23,652	1,97,080	5,80,870	3,92,084	4,05,976	7,38,082
Turkey, Asiatic
Persian Gulf	8	3	220	50
Japan	5,826	56	1	3,210	522	1,80,060	2,890	150	1,01,262	6,882
Portuguese East Africa	83	5	33	21	1	1,520	40	593	223	48
German East Africa†	154	3,600
United States of America— Vid Atlantic Coast	7,251	2,802	35	1,034	113	2,42,420	1,24,710	7,751	29,288	7,099
“ Pacific ”	30
Other Foreign Countries	1	14	29	21	17	30	230	376	474	199
TOTAL FOREIGN COUNTRIES	20,878	17,857	19,222	31,221	34,978	6,35,940	8,01,760	5,17,415	9,26,608	10,52,231
<i>Share of Bengal</i>	<i>67,539</i>	<i>34,580</i>	<i>40,904</i>	<i>55,293</i>	<i>58,263</i>	<i>25,39,730</i>	<i>13,23,280</i>	<i>11,91,008</i>	<i>16,03,127</i>	<i>14,68,582</i>
“ Bombay ”	<i>54,527</i>	<i>20,559</i>	<i>35,168</i>	<i>19,430</i>	<i>27,525</i>	<i>13,20,770</i>	<i>6,33,780</i>	<i>7,54,767</i>	<i>4,54,158</i>	<i>7,29,156</i>
“ Sind ”	<i>947</i>	<i>726</i>	<i>350</i>	<i>1,005</i>	<i>1,018</i>	<i>35,130</i>	<i>61,970</i>	<i>17,563</i>	<i>36,898</i>	<i>41,877</i>
“ Madras ”	<i>2,417</i>	<i>6,765</i>	<i>4,721</i>	<i>5,146</i>	<i>8,607</i>	<i>77,450</i>	<i>2,85,200</i>	<i>1,33,530</i>	<i>1,50,204</i>	<i>2,56,879</i>
“ Burma ”	<i>6,543</i>	<i>13,833</i>	<i>8,733</i>	<i>13,583</i>	<i>17,578</i>	<i>2,55,650</i>	<i>6,14,370</i>	<i>2,98,141</i>	<i>3,78,667</i>	<i>5,18,911</i>
TOTAL	131,973	76,463	89,876	94,507	112,991	42,28,730	29,18,600	22,95,000	25,23,054	30,15,405
Metals, unenumerated (III. L)—										
United Kingdom	12,978	19,575	9,950	7,371	7,127	8,11,920	11,63,320	4,58,235	3,80,083	3,98,107
Mesopotamia*	1	97	230	2,050
Hongkong	54	..	2	3,790	4,630	1,240	1,400	305
Natal	238	3	10,900	81
Mauritius and Dependencies	140	2,52,000
Other British Possessions	21	1	3	1	..	1,070	450	20	465	72
TOTAL BRITISH EMPIRE	13,341	19,576	9,955	7,373	7,307	8,27,720	11,68,400	4,59,495	3,82,178	6,52,615
Sweden	162	9,900
Norway	2,012	31,598
Germany	231	80	224	..	11,100	10,372	38,072	74,948
Netherlands	1,001	56,520
Belgium	1,002	18	546	238	..	55,530	4,695	13,550	8,609
France	1	20	246	1	..	2,160	420	8,003	94	..
Switzerland	3	20	207	3,190	..
Italy	1,000	..	4	3	..	22,230	..	175	1,368
Austria	4	3,460
Hungary
China (exclusive of Hong- kong and Macao)	63	6	100	18,790	1,240	2,321	..
Japan	246	750	435	64	73	33,190	2,01,170	60,740	32,605	27,245
Italian East Africa (Somali- land and Eritrea)	16	..	55	170	..	1,040	..	1,052	2,860
United States of America— Vid Atlantic Coast	125	738	54	497	10	31,720	90,670	3,884	24,936	1,530
Other Foreign Countries	8	3	..	8	..	240	130	885	128	..
TOTAL FOREIGN COUNTRIES	380	4,593	993	1,331	2,896	67,310	4,57,600	99,029	1,16,123	1,63,605

† Shown as “Tanganyika Territory” under the British Empire from 1921-22.
* Included in Turkey, Asiatic, prior to 1921-22.

No. 18—continued

ARTICLES, AND COUNTRIES OF CONSIGNMENT; ALSO SHARE OF EACH PROVINCE	QUANTITY					VALUE				
	1919-20	1920-21	1921-22	1922-23	1923-24	1919-20	1920-21	1921-22	1922-23	1923-24
Metals and Ores—continued										
<i>Metals, unenumerated</i> (III. L)—continued										
Share of Bengal	Cwts. 5,659	Cwts. 13,824	Cwts. 3,582	Cwts. 4,853	Cwts. 5,746	₹ 3,52,560	₹ 8,33,390	₹ 2,19,668	₹ 2,30,283	₹ 4,51,965
„ Bombay	5,874	6,368	6,009	2,048	2,433	1,02,290	5,47,050	2,59,298	1,74,898	2,31,715
„ Sind	8	25	117	70	150	430	3,400	5,667	3,338	9,648
„ Madras	1,616	3,391	890	1,313	1,599	87,280	1,88,190	42,611	62,794	66,343
„ Burma	576	571	357	470	329	52,470	54,040	21,377	26,985	26,549
TOTAL	13,721	24,169	10,948	8,754	10,263	8,95,030	16,26,000	5,68,521	4,98,301	8,16,220
<i>Ores, unenumerated</i> (III. P)—										
United Kingdom	Tons 70	Tons 79	Tons 28	Tons 9	Tons . . .	24,410	62,110	7,462	2,597	145
Straits Settlements (including Labuan)	2	2,980	30	10
TOTAL BRITISH EMPIRE	72	79	28	9	..	27,370	62,140	7,472	2,597	145
Netherlands
Belgium	56	..	75	24,758	..	5,731
France	100	75,140
United States of America— Via Atlantic Coast	30	20,890
Other Foreign Countries	3	681	..	304
TOTAL FOREIGN COUNTRIES	..	106	95	..	75	..	75,140	46,274	..	6,035
Share of Bengal	70	172	117	8	75	24,410	1,23,970	53,167	1,923	5,731
„ Sind	13	8,280	4
„ Madras	1	540	..	115
„ Burma	2	1	..	2,960	30	45	674	304
TOTAL	72	185	118	9	75	27,370	1,37,280	53,746	2,597	6,180
Total Metals (excluding <i>Ores)</i> —										
United Kingdom	Tons 307,231	Tons 538,068	Tons 305,085	Tons 392,370	Tons 456,143	14,39,94,160	28,07,62,430	14,17,97,163	14,30,24,185	14,06,71,100
Mesopotamia*	—	—	289	1,239	2,780	—	—	62,140	5,01,223	6,48,400
Gibraltar	13	80	6,800	170	2,280	120
Malta and Gozo	3	2,455
Aden and Dependencies	152	63	83	96	45	1,38,190	44,000	26,785	1,22,270	20,704
Bahrain Islands	2	2	3	3	4	2,760	2,490	2,545	2,195	2,217
Maldives	9	93	..	2	20	1,920	7,260	..	2,283
Ceylon	2,844	1,150	1,131	712	1,023	8,74,910	4,30,500	3,66,513	2,05,138	3,55,734
Straits Settlements (including Labuan)	3,165	2,218	2,724	2,351	2,506	78,80,690	62,61,500	75,10,222	48,40,867	62,69,010
Federated Malay States	7	7	11	..	136	19,930	26,440	33,307	255	12,408
Hongkong	473	250	7	22	7	4,16,440	1,88,120	30,933	53,251	25,052
Egypt†	10	3	1	3	..	6,870	7,040	5,401	5,280	..
Capo of Good Hope	7	12,130
Natal	165	130	69	30	1	1,06,010	82,460	21,627	20,222	1,320
Zanzibar and Pemba	67	21	8	6	12	34,170	17,470	5,000	2,732	5,093
Kenya Colony	25	* 179	160	167	90	14,560	30,160	17,274	18,258	7,640
Tanganyika Territory	—	—	65	73	22	—	—	5,875	8,720	13,118
Anglo-Egyptian Sudan	—	—	1	3	2	—	—	1,620	2,972	1,981
Mauritius and Dependencies	5	19	27	11	7	6,070	6,740	2,564	869	2,52,000
Canada— Via Atlantic Coast	25	969	177	188	151	17,060	6,20,690	1,10,592	79,876	72,219
„ Pacific „	8	..	41	..	240	4,570	..	27,688	..
Western Australia	1	..	15	2,140	55	2,680	..
South Australia (including Northern Territory)	2	26	287	190	40	2,007	38,312	4,45,708
Victoria	207	32	3	..	56	1,03,420	19,650	336	..	31,377
New South Wales	1,082	304	148	175	493	10,46,910	90,750	29,764	2,64,112	6,58,245
Australian Commonwealth <i>(Total)</i>	1,289	337	153	216	836	11,50,460	1,12,580	32,162	2,95,113	11,37,350
Other British Possessions	250	..	180
TOTAL BRITISH EMPIRE	315,467	548,452	310,089	3,97,636	463,827	15,46,69,820	28,80,16,220	15,00,69,787	14,08,23,394	15,84,08,587
Finland	35	20,101
Russia— Northern Russia	97	56,636
Estonia	16	16,054
Sweden	1,634	4,091	2,207	3,482	2,013	9,31,390	27,34,470	13,86,665	18,83,097	13,50,111
Norway	1,030	1,594	338	2,142	2,561	5,86,070	11,98,460	2,23,535	12,35,235	11,86,245
Denmark	183	5	152	23	..	3,33,980	7,434	70,519	15,134
Poland (including Dantzig)	12	6,990
Germany	879	16,232	63,673	98,928	73,260	* 2,35,430	86,40,560	1,92,53,739	3,06,53,903	2,75,86,430
Netherlands	1,456	4,986	6,729	4,269	7,727	6,80,180	23,48,270	21,55,792	12,67,281	15,06,678
Belgium	13,736	69,902	161,084	230,256	218,845	43,08,630	2,54,44,090	3,56,22,052	3,88,77,226	3,51,41,342

* Included in Turkey, Asiatic, prior to 1921-22.
† Shown as a Foreign Country from 1923-24.

ARTICLES, AND COUNTRIES OF CONSIGNMENT; ALSO SHARE OF EACH PROVINCE	QUANTITY					VALUE				
	1910-20	1920-21	1921-22	1922-23	1923-24	1910-20	1920-21	1921-22	1922-23	1923-24
Metals and Ores—<i>continued</i>						R	R	R	R	R
Total Metals (excluding Ores)—<i>continued</i>	Tons	Tons	Tons	Tons	Tons					
Luxemburg	—	456	7,824	7,241	7,783	—	1,02,460	12,79,471	10,27,181	10,91,939
France	177	2,280	9,324	7,641	5,054	2,51,800	17,53,860	23,66,714	14,94,405	11,42,368
Spain	25	34,554	15
Switzerland	8	38	235	895	805	18,280	55,080	3,87,064	21,18,178	14,75,035
Italy	218	1,122	1,411	1,780	933	3,47,690	21,30,080	24,97,663	25,05,662	13,25,786
Austria	}	9	182	247	1,418	}	380	3,38,150	2,11,399	4,04,982
Hungary
Czechoslovakia	—	—	490	1,592	780	—	—	1,08,516	2,92,160	1,04,236
Turkey, European	3	7,220
Turkey, Asiatic	—	—	—	—
Red Sea	44	15	—	—	—	32,630	10,510	—	—	—
Persian Gulf	107	345	—	—	—	34,630	1,10,100	—	—	—
Maskat Territory and Trucial Oman	11	37	37	5	2	7,750	11,620	9,436	3,454	454
Other Native States in Arabia	24	44	9	38	6	22,510	13,280	6,606	16,338	3,718
Persia	24	33	309	8	109	16,230	23,730	24,979	5,118	9,085
Henjam Islands	5	1,340	..	3
Java	67	29	12	689	5	1,73,720	69,000	41,783	2,93,470	6,099
Borneo (Dutch)	15	1,101	53,241
Siam	1	2	..	1	300	390	1,350	410	656
China (exclusive of Hong-kong and Macao)	14	12	14	39	30	34,810	45,070	31,047	80,478	52,889
Japan	6,643	3,932	491	2,391	520	88,52,810	70,74,480	7,16,700	19,30,158	7,34,344
Egypt †	—	—	—	—	42	—	—	—	—	3,729
Portuguese East Africa	30	3	33	9	6	24,320	2,700	14,147	3,288	4,833
German East Africa*	14	15	—	..	—	12,600	7,860	—	—	—
Italian East Africa (Somaliland and Eritrea)	6	14	22	88	13	10,670	22,316	11,195	1,76,882	5,356
French Somaliland	15	..	3	3,120	..	1,250
United States of America—										
Via Atlantic Coast	130,745	119,576	84,299	41,460	20,882	5,85,28,840	6,51,02,930	4,52,73,464	1,88,06,905	1,19,80,859
" Pacific "	5,095	660	38	358	221	24,70,750	4,02,880	42,085	1,04,199	2,44,944
Other Foreign Countries	1	..	2	..	1	1,000	130	767	24	281
TOTAL FOREIGN COUNTRIES	162,033	225,607	339,668	4,03,735	344,114	7,25,88,080	11,77,77,100	11,17,93,506	10,30,92,013	8,47,49,642
Share of Bengal	233,664	356,851	257,608	285,449	272,241	10,76,13,510	16,79,82,270	10,66,29,468	9,16,56,265	8,52,27,787
" Bombay	142,749	222,720	237,023	287,738	337,776	7,00,54,850	13,64,86,620	9,06,13,040	9,36,30,872	9,84,71,435
" Sind	23,608	55,151	46,548	83,032	70,090	1,11,58,280	3,85,87,900	1,35,89,873	1,90,35,514	1,64,65,960
" Madras	23,537	56,829	50,210	80,214	73,324	1,34,18,330	3,25,04,590	2,07,60,817	2,58,57,387	2,42,12,380
" Burma	63,942	76,505	58,318	64,838	54,310	2,50,12,910	4,18,31,940	3,03,60,308	2,28,35,969	1,88,70,677
TOTAL	477,500	769,059	649,707	801,271	807,941	22,72,57,930	40,63,93,320	26,18,53,293	25,29,15,007	24,32,48,239
Total Ores—										
United Kingdom	Tons 502	Tons 367	Tons 43	Tons 38	Tons 8	1,94,720	2,46,470	12,708	8,871	3,360
Aden and Dependencies	11	5	11,100	3,100
Ceylon	9	30	10,450
Straits Settlements (including Labuan)	2	2,960	30	10
Federated Malay States	24,298	4,27,195
Egypt †	17	10,000
Natal	2,987	3,55,370
Kenya Colony	420
TOTAL BRITISH EMPIRE	515	3,385	43	38	24,306	2,09,230	6,25,420	12,716	8,371	4,30,555
Netherlands	150	11,462
Belgium	56	24,803
France	231	742	37	223,250	5,02,970	128	..	16,341
Spain	12	10,100
Italy	4	5	4,650	2,348
Peru	494	13	69,402	1,850	..
United States of America—Via Atlantic Coast	36	20,890
Other Foreign Countries	3	230	..	631	..	304
TOTAL FOREIGN COUNTRIES	235	754	589	13	192	2,28,130	5,13,070	1,15,864	1,850	30,455

† Shown as a Foreign Country from 1923-24.

* Shown as "Tanganyika Territory" under the British Empire from 1921-22.

No. 13—continued

ARTICLES, AND COUNTRIES OF CONSIGNMENT; ALSO SHARE OF EACH PROVINCE	QUANTITY					VALUE				
	1919-20	1920-21	1921-22	1922-23	1923-24	1919-20	1920-21	1921-22	1922-23	1923-24
	Tons	Tons	Tons	Tons	Tons	R	R	R	R	R
Metals and Ores—concluded										
<i>Total Ores—continued</i>										
Share of Bengal . . .	428	3,345	611	21	24,462	1,11,070	6,19,520	1,22,624	3,780	4,44,053
„ Bombay . . .	257	466	4	2,62,800	3,01,910	136	..	1,944
„ Sind . . .	63	328	3	1	32	60,830	2,17,030	2,490	704	14,564
„ Madras	1	540	58	145
„ Burma . . .	2	..	17	20	..	2,950	30	2,780	6,178	304
TOTAL	760	4,139	632	51	24,498	4,37,360	11,38,490	1,28,570	10,721	4,61,010
Total Metals and Ores	478,260	773,198	650,339	801,322	832,686	22,76,95,290	40,75,31,810	26,10,81,863	25,20,25,728	24,38,13,295
Mica—			Cwts.	Cwts.	Cwts.					
<i>In blocks (II. B) (a)—</i>										
United Kingdom . . .	—	—	3,208	1,179	2,602	—	—	6,00,978	1,03,839	2,10,370
Italy	871	30,917
United States of America— Vid Atlantic Coast . . .	—	—	86	720	130	—	—	3,480	69,642	37,200
TOTAL FOREIGN COUNTRIES	—	—	36	720	1,010	3,480	69,642	67,226
Share of Bengal . . .	—	—	3,244	1,677	3,612	—	—	6,04,444	1,67,339	2,85,099
„ Madras . . .	—	—	..	222	..	—	—	..	6,142	..
„ Burma . . .	—	—	—	—	1,497
TOTAL	—	—	3,244	1,899	3,612	—	—	6,04,444	1,78,481(b)	2,86,596
<i>In splittings (II. B) (a)—</i>			Cwts.	Cwts.	Cwts.					
United Kingdom . . .	—	—	841	..	50	—	—	1,44,183	1,675	8,529
Other British Possessions . . .	—	—	7	—	—	610
TOTAL BRITISH EMPIRE	—	—	841	..	57	—	—	1,44,183	1,675	9,139
Germany	227	6,365
Japan . . .	—	—	..	43	1	—	—	..	10,687	38
United States of America— Vid Atlantic Coast . . .	—	—	5	12	..	—	—	1,231	2,744	..
TOTAL FOREIGN COUNTRIES	—	—	5	55	228	1,231	13,431	6,403
Share of Bengal . . .	—	—	846	12	242	—	—	1,44,053	2,744	11,405
„ Sind . . .	—	—	—	—
„ Madras . . .	—	—	..	43	42	—	—	..	10,687	4,095
„ Burma . . .	—	—	1	—	—	1,357	1,675	38
TOTAL	—	—	846	55	285	—	—	1,45,414	15,106(c)	15,542 (c)
Total Mica—			Cwts.	Cwts.	Cwts.					
United Kingdom . . .	—	—	4,049	1,179	2,652	—	—	7,45,161	1,05,514	2,27,800
Other British Possessions . . .	—	—	7	—	—	610
TOTAL BRITISH EMPIRE	—	—	4,049	1,179	2,659	—	—	7,45,161	1,05,514	2,28,509
Germany	227	6,365
Italy	871	30,917
Japan . . .	—	—	..	43	1	—	—	..	10,687	38
United States of America— Vid Atlantic Coast . . .	—	—	41	732	139	—	—	4,697	72,386	37,200
TOTAL FOREIGN COUNTRIES	—	—	41	775	1,238	—	—	4,697	83,073	73,620
Share of Bengal . . .	—	—	4,090	1,689	3,854	—	—	7,46,497	1,70,083	2,96,564
„ Sind . . .	—	—	—	—
„ Madras . . .	—	—	..	265	42	—	—	..	16,829	4,095
„ Burma . . .	—	—	1	—	—	1,357	1,675	1,535
TOTAL	—	—	4,090	1,954	3,697	—	—	7,49,858	1,88,537	3,02,138

(a) Separately recorded from 1921-22.

(b) Duty was collected on R1,67,339 in 1922-23.

(c) " " " " R1,419 in 1922-23 and on R11,493 in 1923-24.

ARTICLES, AND COUNTRIES OF CONSIGNMENT; ALSO SHARE OF EACH PROVINCE	QUANTITY					VALUE				
	1919-20	1920-21	1921-22	1922-23	1923-24	1919-20	1920-21	1921-22	1922-23	1923-24
Oils—						R	R	R	R	R
Animal—		Gals.	Gals.	Gals.	Gals.					
Fish oil (H. G.)—(a)										
United Kingdom	—	5,495	24,032	5,192	4,303	—	24,780	96,730	13,254	12,662
Other British Possessions	—	40	20	18	10	—	140	626	476	29
TOTAL BRITISH EMPIRE	—	5,535	24,052	5,210	4,313	—	24,920	97,356	13,730	12,691
Norway	—	200	—	1,920
Japan	—	12,000	..	1	..	—	36,430	..	5	..
Other Foreign Countries	—	6	22	14	38	—	20	35	20	70
TOTAL FOREIGN COUNTRIES	—	12,206	22	15	38	—	38,370	36	25	70
Share of Bengal	—	4,755	24,529	4,291	3,989	—	21,550	95,253	10,574	7,990
" Bombay	—	12,120	191	92	20	—	37,130	702	330	25
" Sind	—	40	—	470
" Madras	—	492	18	583	381	—	2,190	61	1,880	2,911
" Burma	—	334	236	254	468	—	1,950	1,375	971	1,775
TOTAL	—	17,741	24,974	5,226	4,351	—	63,290	97,391	13,755	12,701
Other kinds (H. G.)—		Gals.	Gals.	Gals.	Gals.					
United Kingdom	—	3,629	3,936	8,118	2,515	—	20,140	20,026	33,122	8,220
Ceylon	—	9	..	—	180	..
TOTAL BRITISH EMPIRE	—	3,629	3,936	8,127	2,515	—	20,140	20,026	33,302	8,229
United States of America— Via Atlantic Coast	—	4	255	409	..	—	100	2,005	871	..
Other Foreign Countries	—	55	480	—	80	914
TOTAL FOREIGN COUNTRIES	—	4	255	464	480	—	100	2,005	951	914
Share of Bengal	—	489	864	961	577	—	900	7,206	2,176	1,484
" Bombay	—	2,588	3,175	6,824	2,393	—	16,330	14,073	28,708	6,695
" Sind	—	24	16	58	53	—	310	187	617	360
" Madras	—	532	136	713	22	—	2,700	565	2,440	183
" Burma	—	35	50	—	312	485
TOTAL	—	3,633	4,191	8,591	2,995	—	20,240	22,031	34,253	9,143
Total Animal Oils—	Gals.	Gals.	Gals.	Gals.	Gals.					
United Kingdom	66,718	9,124	28,868	13,310	6,818	1,33,150	44,920	1,16,756	46,376	20,831
Other British Possessions	40	20	27	10	..	140	626	656	29
TOTAL BRITISH EMPIRE	66,718	9,164	28,888	13,337	6,828	1,33,150	45,060	1,17,382	47,032	20,860
Norway	200	1,920
Japan	12,000	..	1	480	..	36,430	..	5	914
United States of America— Via Atlantic Coast	90	4	268	409	..	590	100	2,009	871	..
Other Foreign Countries	6	14	69	38	..	20	81	100	70
TOTAL FOREIGN COUNTRIES	90	12,210	277	479	518	590	38,470	2,040	976	984
Share of Bengal	52,760	6,244	25,393	6,262	3,559	88,560	22,450	1,02,459	12,760	9,474
" Bombay	7,489	14,708	3,366	6,918	2,313	31,940	53,460	14,775	29,038	6,650
" Sind	260	64	16	58	53	1,970	780	187	617	366
" Madras	38	1,024	154	1,301	903	230	4,390	626	4,320	3,094
" Burma	6,261	334	236	289	518	11,059	1,950	1,375	1,283	2,260
TOTAL	66,808	21,374	29,165	13,816	7,846	1,33,740	83,530	1,19,422	48,008	21,844

(a) Separately recorded from 1920-21.

No. 13—continued

ARTICLES, AND COUNTRIES OF CONSIGNMENT; ALSO SHARE OF EACH PROVINCE	QUANTITY					VALUE				
	1919-20	1920-21	1921-22	1922-23	1923-24	1919-20	1920-21	1921-22	1922-23	1923-24
<i>Essential—</i>									R	R
<i>Synthetic (H.G.) (a)—</i>				Gals.	Gals.					
United Kingdom	—	—	—	449	215	—	—	—	14,588	17,707
Other British Possessions	—	—	—	2	2	—	—	—	570	120
TOTAL BRITISH EMPIRE	—	—	—	451	217	—	—	—	15,158	17,827
Germany	—	—	—	341	1,170	—	—	—	8,185	43,825
Netherlands	—	—	—	203	713	—	—	—	9,404	42,252
France	—	—	—	708	401	—	—	—	46,045	43,352
Switzerland	—	—	—	96	154	—	—	—	15,208	12,761
United States of America— Via Atlantic Coast	—	—	—	—	—	—	12	..
TOTAL FOREIGN COUNTRIES	—	—	—	1,348	2,408	—	—	—	79,754	1,42,100
<i>Share of Bombay</i>	—	—	—	1,690	2,577	—	—	—	90,709	1,48,791
" <i>Sind</i>	—	—	—	89	120	—	—	—	2,796	2,837
" <i>Madras</i>	—	—	—	..	10	—	—	—	..	2,908
" <i>Burma</i>	—	—	—	20	6	—	—	—	1,407	5,521
TOTAL	—	—	—	1,799	2,715	—	—	—	94,912	1,60,107
<i>Natural—</i>										
<i>Almond (H.G.) (a)—</i>				Gals.	Gals.					
United Kingdom	—	—	—	9	14	—	—	—	305	431
TOTAL FOREIGN COUNTRIES	—	—	—	37	15	—	—	—	718	305
<i>Share of Bengal</i>	—	—	—	1	..	—	—	—	16	..
" <i>Bombay</i>	—	—	—	4	15	—	—	—	390	322
" <i>Sind</i>	—	—	—	40	7	—	—	—	559	42
" <i>Madras</i>	—	—	—	..	8	—	—	—	..	308
" <i>Burma</i>	—	—	—	1	5	—	—	—	58	64
TOTAL	—	—	—	46	29	—	—	—	1,023	736
<i>Bergamot (H.G.) (a)—</i>				Gals.	Gals.					
United Kingdom	—	—	—	10	0	—	—	—	1,506	401
Netherlands	—	—	—	5	26	—	—	—	370	2,154
Other Foreign Countries	—	—	—	5	8	—	—	—	411	776
TOTAL FOREIGN COUNTRIES	—	—	—	10	34	—	—	—	787	2,931
<i>Share of Bengal</i>	—	—	—	4	6	—	—	—	372	396
" <i>Bombay</i>	—	—	—	10	7	—	—	—	1,249	530
" <i>Sind</i>	—	—	—	1	15	—	—	—	62	1,143
" <i>Madras</i>	—	—	—	—	—	—	..	45
" <i>Burma</i>	—	—	—	5	12	—	—	—	702	1,311
TOTAL	—	—	—	20	40	—	—	—	2,386	3,425

(a) Separately recorded from 1922-23.

ARTICLES, AND COUNTRIES OF CONSIGNMENT; ALSO SHARE OF EACH PROVINCE	QUANTITY					VALUE				
	1918-20	1920-21	1921-22	1922-23	1923-24	1919-20	1920-21	1921-22	1922-23	1923-24
									R	R
Oils—continued										
Essential—continued										
Natural—continued										
Cajuputi (H.G.) (a)—				Gals.	Gals.					
United Kingdom	—	—	—	17	14	—	—	—	633	474
Straits Settlements (including Labuan)	—	—	—	622	1,309	—	—	—	9,376	18,366
Hongkong	—	—	—	..	5	—	—	—	..	50
TOTAL BRITISH EMPIRE	—	—	—	639	1,328	—	—	—	10,009	18,890
Japan	—	—	—	..	248	—	—	—	..	1,538
Other Foreign Countries	—	—	—	14	5	—	—	—	360	128
TOTAL FOREIGN COUNTRIES	—	—	—	14	248	—	—	—	360	2,066
Share of Bengal	—	—	—	2	649	—	—	—	48	4,144
“ <i>Bombay</i>	—	—	—	301	533	—	—	—	5,715	10,278
“ <i>Burma</i>	—	—	—	350	394	—	—	—	4,615	6,531
TOTAL	—	—	—	658	1,576	—	—	—	10,378	20,956
Campbor (H.G.) (a)—				Gals.	Gals.					
United Kingdom	—	—	—	..	324	—	—	—	23	1,042
China (exclusive of Hongkong and Macao)	—	—	—	433	307	—	—	—	1,410	1,318
Japan	—	—	—	12,603	5,342	—	—	—	49,436	18,270
TOTAL FOREIGN COUNTRIES	—	—	—	13,036	5,730	—	—	—	50,846	19,588
Share of Bengal	—	—	—	6,589	4,100	—	—	—	21,346	13,523
“ <i>Bombay</i>	—	—	—	6,447	1,202	—	—	—	29,500	4,607
“ <i>Madras</i>	—	—	—	..	761	—	—	—	..	2,500
“ <i>Burma</i>	—	—	—	—	—	—	23	..
TOTAL	—	—	—	13,036	6,063	—	—	—	50,869	20,630
Cloves (H.G.) (a)—				Gals.	Gals.					
United Kingdom	—	—	—	31	12	—	—	—	1,895	704
Hongkong	—	—	—	12	4	—	—	—	676	240
TOTAL BRITISH EMPIRE	—	—	—	43	16	—	—	—	2,571	944
TOTAL FOREIGN COUNTRIES	—	—	—	6	22	—	—	—	355	1,384
Share of Bengal	—	—	—	3	..	—	—	—	167	..
“ <i>Bombay</i>	—	—	—	6	25	—	—	—	238	1,519
“ <i>Madras</i>	—	—	—	..	8	—	—	—	..	167
“ <i>Burma</i>	—	—	—	41	5	—	—	—	2,521	312
TOTAL	—	—	—	40	38	—	—	—	2,026	2,328
Dill (H.G.) (a)—				Gals.	Gals.					
United Kingdom	—	—	—	1	..	—	—	—	365	..
Share of Bombay	—	—	—	1	..	—	—	—	365	..

(a) Separately recorded from 1922-23.

No. 13—continued

ARTICLES AND COUNTRIES OF CONSIGNMENT; ALSO SHARE OF EACH PROVINCE	QUANTITY					VALUE				
	1919-20	1920-21	1921-22	1922-23	1923-24	1919-20	1920-21	1921-22	1922-23	1923-24
<i>Oil—continued</i>									R	R
<i>Essential—continued</i>										
<i>Natural—continued</i>										
<i>Eucalyptus (H.G.) (a)—</i>				Gals.	Gals.					
United Kingdom	—	—	—	522	547	—	—	—	13,170	11,486
South Australia (including Northern Territory)	—	—	—	26	51	—	—	—	1,015	1,038
Victoria	—	—	—	297	1,467	—	—	—	4,981	11,105
New South Wales	—	—	—	28	58	—	—	—	1,022	715
Australian Commonwealth (Total)	—	—	—	351	1,569	—	—	—	7,018	13,548
Other British Possessions	—	—	—	32	..	—	—	—	415	..
TOTAL BRITISH EMPIRE	—	—	—	905	2,116	—	—	—	20,009	25,039
TOTAL FOREIGN COUNTRIES	—	—	—	27	145	—	—	—	486	2,002
Share of Bengal	—	—	—	276	191	—	—	—	5,524	3,021
" Bombay	—	—	—	464	588	—	—	—	12,506	12,088
" Sind	—	—	—	58	6	—	—	—	1,040	273
" Burma	—	—	—	134	1,476	—	—	—	2,026	11,738
TOTAL	—	—	—	932	2,261	—	—	—	21,005	27,125
<i>Lavender (H.G.) (a)—</i>				Gals.	Gals.					
United Kingdom	—	—	—	20	..	—	—	—	1,572	147
Germany	—	—	—	..	6	—	—	—	..	654
Netherlands	—	—	—	6	19	—	—	—	403	2,257
France	—	—	—	57	175	—	—	—	6,103	12,392
TOTAL FOREIGN COUNTRIES	—	—	—	63	200	—	—	—	6,656	15,383
Share of Bengal	—	—	—	47	12	—	—	—	5,200	1,181
" Bombay	—	—	—	34	180	—	—	—	2,906	12,706
" Burma	—	—	—	2	8	—	—	—	122	1,533
TOTAL	—	—	—	83	200	—	—	—	8,228	15,530
<i>Lemon (H.G.) (a)—</i>				Gals.	Gals.					
United Kingdom	—	—	—	1,074	1,183	—	—	—	35,184	33,206
Netherlands	—	—	—	..	37	—	—	—	..	1,003
Italy	—	—	—	478	134	—	—	—	13,690	3,885
Other Foreign Countries	—	—	—	48	30	—	—	—	1,585	755
TOTAL FOREIGN COUNTRIES	—	—	—	526	201	—	—	—	15,275	5,643
Share of Bengal	—	—	—	66	131	—	—	—	2,004	3,139
" Bombay	—	—	—	478	648	—	—	—	16,323	17,430
" Sind	—	—	—	935	391	—	—	—	28,253	11,818
" Madras	—	—	—	..	111	—	—	—	..	2,933
" Burma	—	—	—	121	103	—	—	—	4,879	3,619
TOTAL	—	—	—	1,600	1,384	—	—	—	50,459	38,939
<i>Otto Rose (H.G.) (a)—</i>				Gals.	Gals.					
United Kingdom	—	—	—	—	—	—	622	548
France	—	—	—	8	29	—	—	—	1,213	3,550
Other Foreign Countries	—	—	—	..	3	—	—	—	..	244
TOTAL FOREIGN COUNTRIES	—	—	—	8	32	—	—	—	1,213	3,704
Share of Bengal	—	—	—	..	9	—	—	—	..	664
" Bombay	—	—	—	8	18	—	—	—	1,799	2,759
" Madras	—	—	—	..	5	—	—	—	..	839
" Burma	—	—	—	—	—	—	36	160
TOTAL	—	—	—	8	32	—	—	—	1,835	4,242

(a) Separately recorded 1922-23.

GENERAL IMPORTS

(336)

No. 13—continued

ARTICLES, AND COUNTRIES OF CONSIGNMENT; ALSO SHARE OF EACH PROVINCE	QUANTITY					VALUE				
	1919-20	1920-21	1921-22	1922-23	1923-24	1919-20	1920-21	1921-22	1922-23	1923-24
Oils—Continued									R	R
<i>Essential—continued</i>										
<i>Natural—concluded.</i>										
Peppermint (II. G) (a)—				Gals.	Gals.					
United Kingdom	—	—	—	10	154	—	—	—	887	13,493
Hongkong	—	—	—	112	356	—	—	—	3,030	8,354
Other British Possessions	—	—	—	—	—	—	10	40
TOTAL BRITISH EMPIRE	—	—	—	128	510	—	—	—	3,927	21,887
France	—	—	—	..	26	—	—	—	..	1,269
Japan	—	—	—	919	553	—	—	—	49,024	29,830
United States of America—										
Via Atlantic Coast	—	—	—	12	8	—	—	—	1,218	1,041
Other Foreign Countries	—	—	—	37	16	—	—	—	918	548
TOTAL FOREIGN COUNTRIES	—	—	—	968	602	—	—	—	60,760	32,688
Share of Bengal	—	—	—	186	374	—	—	—	6,679	9,436
“ Bombay	—	—	—	693	177	—	—	—	38,539	10,179
“ Sind	—	—	—	..	14	—	—	—	..	1,718
“ Madras	—	—	—	..	209	—	—	—	..	14,427
“ Burma	—	—	—	217	344	—	—	—	9,469	18,825
TOTAL	—	—	—	1,096	1,118	—	—	—	64,687	64,575
Other sorts (II. G) (a)—				Gals.	Gals.					
United Kingdom	—	—	—	2,609	2,757	—	—	—	1,18,203	1,47,419
Ceylon	—	—	—	3,074	1,426	—	—	—	45,449	27,188
Hongkong	—	—	—	2,086	2,705	—	—	—	22,512	51,727
Egypt*	—	—	—	104	—	—	—	—	1,640	—
Seychelles	—	—	—	..	59	—	—	—	..	1,394
Other British Possessions	—	—	—	17	8	—	—	—	65	270
TOTAL BRITISH EMPIRE	—	—	—	7,950	6,955	—	—	—	1,87,869	2,27,998
Germany	—	—	—	787	1,281	—	—	—	1,03,979	1,11,113
Netherlands	—	—	—	808	2,417	—	—	—	18,201	67,597
Belgium	—	—	—	..	41	—	—	—	..	3,823
France	—	—	—	1,403	2,733	—	—	—	95,896	1,74,238
Switzerland	—	—	—	19	135	—	—	—	6,566	18,103
Italy	—	—	—	107	358	—	—	—	9,199	10,394
China (exclusive of Hongkong and Macao)	—	—	—	1,153	325	—	—	—	10,246	9,692
Japan	—	—	—	332	84	—	—	—	2,978	3,343
United States of America—										
Via Atlantic Coast	—	—	—	17	319	—	—	—	2,278	20,072
“ Pacific	—	—	—	10	..	—	—	—	118	..
Other foreign countries	—	—	—	..	4	—	—	—	..	184
TOTAL FOREIGN COUNTRIES	—	—	—	4,030	7,697	—	—	—	2,49,401	4,27,559
Share of Bengal	—	—	—	5,934	8,487	—	—	—	2,64,393	4,10,407
“ Bombay	—	—	—	3,806	4,660	—	—	—	1,22,292	1,83,552
“ Sind	—	—	—	367	199	—	—	—	11,116	10,023
“ Madras	—	—	—	1,494	765	—	—	—	23,498	29,997
“ Burma	—	—	—	985	641	—	—	—	16,032	21,578
TOTAL	—	—	—	12,586	14,652	—	—	—	4,37,330 (b)	6,65,557 (b)

(a) Separately recorded from 1922-23.
 (b) Duty was collected on Rs. 35,080 in 1922-23; on Rs. 44,322 in 1923-24.
 * Shown as a Foreign Country from 1923-24.

No. 13—continued

ARTICLES AND COUNTRIES OF CONSIGNMENT; ALSO SHARE OF EACH PROVINCE	QUANTITY					VALUE				
	1919-20	1920-21	1921-22	1922-23	1923-24	1919-20	1920-21	1921-22	1922-23	1923-24
Oils—continued										
<i>Essential—concluded</i>	Gals.	Gals.	Gals.	Gals.	Gals.	R	R	R	R	R
<i>Total Essential Oils—</i>										
United Kingdom	3,833	9,049	2,546	4,758	5,225	1,65,130	5,28,140	1,38,060	1,80,051	2,27,327
Ceylon	7,049	4,487	4,575	3,075	1,428	92,280	50,610	40,600	45,404	27,188
Straits Settlements (including Labuan)	902	1,600	1,885	661	1,309	13,960	27,520	27,069	10,364	18,409
Hongkong	2,035	1,542	2,944	2,210	3,070	50,430	30,630	47,140	26,218	60,371
Egypt†	14	138	..	164	—	2,200	9,290	..	1,640	—
Seychelles	59	1,004
Western Australia	124	2,330
South Australia (including Northern Territory).	1	51	26	62	..	50	2,566	1,015	1,905
Victoria	101	987	1,250	297	1,437	1,090	10,370	19,278	4,081	11,165
Tasmania	64	1,110
New South Wales	124	2,629	83	28	53	990	28,930	2,087	1,022	716
<i>Australian Commonwealth (Total)</i>	289	3,741	1,384	351	1,577	3,190	47,680	24,531	7,018	13,834
Other British Possessions	15	1	..	11	2	690	430	..	57	120
TOTAL BRITISH EMPIRE	14,137	20,613	13,333	11,230	12,669	3,27,880	6,94,300	2,86,418	2,79,812	3,48,624
Germany	33	452	582	1,172	2,546	800	84,590	55,478	1,13,404	1,57,433
Netherlands	58	926	960	1,087	3,268	3,610	55,690	40,670	20,890	1,16,349
Belgium	227	7	..	41	..	25,280	783	..	3,823
France	1,689	4,158	988	2,198	3,515	1,63,440	5,67,760	68,497	1,51,039	2,37,088
Switzerland	11	147	13	115	292	2,020	31,240	5,699	21,774	31,094
Italy	120	346	139	588	492	9,360	32,340	13,762	23,199	23,279
Turkey, European	269	18,180
Java	12	..	155	..	1	720	..	2,020	..	86
China (exclusive of Hongkong and Macão)	959	1,525	1,512	1,626	736	18,890	28,490	17,138	12,660	11,280
Japan	9,472	8,147	7,595	18,854	6,228	1,84,380	1,08,910	1,07,366	1,01,038	53,381
Portuguese East Africa	269	2,370
United States of America— Via Atlantic Coast	89	89	14	29	327	13,440	16,540	2,228	3,508	21,113
“ Pacific “	1,633	..	10	8,230	19	118	..
Other Foreign Countries	13	3	799	99
TOTAL FOREIGN COUNTRIES	12,725	17,919	11,965	20,679	17,439	4,00,320	9,77,250	3,22,660	4,56,630	6,55,626
<i>Share of Bengal</i>	<i>6,726</i>	<i>19,115</i>	<i>10,597</i>	<i>13,708</i>	<i>13,959</i>	<i>2,05,420</i>	<i>7,36,800</i>	<i>2,49,760</i>	<i>3,05,749</i>	<i>4,45,801</i>
“ Dombay	16,256	15,147	9,763	13,911	10,630	4,09,320	7,81,250	2,51,884	3,21,530	4,05,944
“ Sind	502	1,310	585	1,490	716	21,320	62,280	26,874	43,825	26,766
“ Madras	2,463	1,559	2,353	1,494	1,377	57,840	41,860	37,956	23,498	54,124
“ Burma	915	1,371	1,670	1,876	2,896	34,900	59,360	43,604	41,890	71,266
TOTAL	26,862	38,532	25,298	31,909	30,108	7,26,200(a)	16,71,550	6,09,078	7,36,492	10,04,250
Mineral—										
<i>Fuel oils (H. G)—</i>	Gals.	Gals.	Gals.	Gals.	Gals.					
United Kingdom	64,673	57,191	185,855	76,409	..	21,660	13,890	68,652	7,845	..
Mesopotamia*	—	—	1,090,732	1,350,848	448	—	—	2,97,213	3,47,240	65
Ceylon	220	40	..	200	..	130	20	..	156	..
Straits Settlements (including Labuan)	2,110,431	6,338,848	3,073,825	5,187,306	8,504,146	4,12,370	20,55,270	11,55,327	20,62,485	11,41,328
British Borneo	566,036	..	326,343	977,582	6,032,420	1,10,850	..	1,24,979	4,46,398	18,12,058
Egypt†	74,607	19,500
TOTAL BRITISH EMPIRE	2,741,362	6,596,079	4,751,422	7,508,345	9,537,020	5,54,010	20,40,180	16,65,571	28,64,119	20,53,446
Persia	20,230,553	24,514,616	51,385,505	60,917,216	60,102,368	32,37,970	40,86,050	1,08,57,952	1,04,28,002	1,15,44,707
Borneo (Dutch)	10,415,854	17,022,348	1,731,737	4,031,678	10,756,013	31,89,380	61,01,350	690,519	12,01,472	30,39,385
Celebes and other Islands	730,687	..	302,964	1,61,810	..	1,10,567
Egypt †	64,711	16,900
United States of America— Via Atlantic Coast	7,466	29,707	100	300	10,660	425
TOTAL FOREIGN COUNTRIES	31,393,580	41,566,071	53,420,008	64,948,894	70,923,092	65,89,410	1,01,97,490	1,16,63,468	1,16,27,474	1,46,00,992

* Included in Turkey, Asiatic prior to 1921-22.
† Shown as a Foreign Country from 1923-24.
(a) Duty was collected on Rs. 90,700 in 1919-20.

No. 13—continued

ARTICLES, AND COUNTRIES OF CONSIGNMENT; ALSO SHARE OF EACH PROVINCE	QUANTITY					VALUE				
	1919-20	1920-21	1921-22	1922-23	1923-24	1919-20	1920-21	1921-22	1922-23	1923-24
Oils—continued										
<i>Mineral—continued</i>										
Fuel oils (II. G)—continued	Gals.	Gals.	Gals.	Gals.	Gals.	R	R	R	R	R
<i>Share of Bengal</i>	7,661,091	15,678,225	3,236,200	4,174,822	4,386,913	85,71,610	66,90,470	12,91,351	11,73,132	11,67,379
.. Bombay	17,743,062	24,017,703	31,193,860	40,275,685	52,516,179	29,06,430	40,07,420	69,31,137	63,69,660	1,05,43,059
.. Sind	2,621,667	3,032,665	866,424	2,340,286	5,313,938	4,03,830	9,40,720	3,04,989	3,91,925	16,67,807
.. Madras	3,950,434	3,854,161	2,665,281	5,355,180	5,718,844	5,36,780	10,16,190	8,73,453	12,76,961	16,34,161
.. Burma	3,253,758	1,579,995	17,309,963	9,901,266	12,324,238	7,19,770	5,51,870	46,33,104	21,79,915	25,42,026
TOTAL	34,134,022	49,162,750	58,171,728	62,547,239	80,460,112	71,43,420	1,22,66,670	1,38,34,084	1,44,91,593	1,76,54,438
Paraffin (in bulk) (II. G)—	Gals.	Gals.	Gals.	Gals.	Gals.					
United Kingdom	60	538	500	90	1,490	1,160
Aden and Dependencies	4	8	..
Straits Settlements (including Labuan)	5,873,462	3,462,490	..	556,346	1,803,767	30,07,110	19,27,770	..	4,38,345	10,49,004
British Borneo	..	1,238,654	3,018,190	2,821,080	7,08,750	16,34,263	13,03,278	..
Egypt*	2,091,206	15,03,054	..
TOTAL BRITISH EMPIRE	5,878,622	4,671,682	3,018,190	6,863,835	1,804,267	30,07,200	26,38,010	16,34,263	32,39,680	10,50,164
Russia—										
Southern Russia	..	819,407	2,003,529	..	4,09,700	10,33,068
Georgia	6,012,863	36,75,468
Persia	15,531,250	3,926,060	1,14,01,020	26,28,290
Sumatra	4,08,626	1,078,770	2,12,346	8,65,615
Borneo (Dutch)	27,140,891	12,127,529	3,286,194	4,000,997	10,267,472	1,42,61,420	57,13,500	18,04,448	25,32,229	54,58,785
United States of America—										
Via Atlantic Coast	33,082,519	24,774,498	32,754,829	34,431,007	28,007,643	2,41,56,910	1,92,54,660	2,32,02,569	2,20,57,908	1,78,03,033
.. Pacific	3,121,368	2,620,002	2,235,512	..	11,858,420	21,74,150	17,48,250	16,42,058	..	70,16,581
Other Foreign Countries	37	48
TOTAL FOREIGN COUNTRIES	79,776,023	44,277,086	38,326,535	34,462,120	59,889,734	6,20,53,600	2,97,64,200	2,85,39,670	2,54,01,888	3,57,52,948
Share of Bengal	36,666,913	22,218,474	17,975,117	18,922,152	28,85,210	2,01,58,000	1,26,37,250	1,15,77,014	1,14,39,995	1,55,42,467
.. Bombay	27,413,422	12,992,290	9,824,336	15,010,704	15,989,746	2,02,17,060	94,73,090	70,56,216	90,24,030	95,83,603
.. Sind	10,782,778	3,058,167	7,293,969	7,239,236	8,301,391	76,84,010	66,22,420	48,84,981	47,50,748	67,76,045
.. Madras	11,786,432	6,879,837	6,251,303	4,498,664	8,316,154	71,61,630	36,59,450	46,55,722	34,26,796	69,00,997
TOTAL	85,049,550	48,948,768	41,344,725	45,070,156	61,693,001	5,50,00,700	3,23,92,210	2,81,78,033	2,86,41,568	3,88,03,112
Kerosene (in tins) (II. G)—	Gals.	Gals.	Gals.	Gals.	Gals.					
United Kingdom	..	180	284	75	633	..	240	631	165	1,602
Straits Settlements (including Labuan)	4,900	5,025	..	4	3,292	3,750	7,390	..	8	3,735
Other British Possessions	157	22	130	96	220	190	20	108	85	228
TOTAL BRITISH EMPIRE	5,066	5,227	414	175	4,145	3,940	7,650	739	253	5,565
Borneo (Dutch)	6,890	6,435	3,553	14,556	..
Celebes and other Islands	668,201	4,17,026
United States of America—										
Via Atlantic Coast	7,571,084	8,236,357	5,145,743	4,637,509	6,589,409	1,02,28,120	1,06,70,670	64,40,274	51,33,575	69,37,622
.. Pacific	903,043	800	9,41,460	1,600
Other Foreign Countries	..	1,103	..	154	4	..	240	..	219	6
TOTAL FOREIGN COUNTRIES	8,480,027	8,238,200	5,152,633	4,642,183	7,257,514	1,11,69,580	1,06,72,110	64,43,827	51,48,350	73,55,254
<i>Share of Bengal</i>	2,096,922	4,287,031	1,028,928	763,780	1,855,474	26,13,040	67,78,840	13,53,450	9,37,722	21,36,187
.. Bombay	1,400,727	1,207,569	1,353,131	408,763	1,567,191	22,76,830	16,04,820	17,20,974	4,89,769	13,92,862
.. Sind	1,438,617	1,389,159	937,925	530,217	878,511	16,51,490	14,87,930	10,79,599	6,08,749	9,65,180
.. Madras	3,031,664	868,777	1,464,966	2,036,153	1,680,332	40,69,540	12,63,120	19,04,821	22,81,916	17,63,554
.. Burma	467,163	499,951	368,797	803,510	1,300,048	5,62,620	6,46,040	3,85,322	8,36,447	11,03,036
TOTAL	8,485,098	8,248,187	5,153,047	4,642,363	7,261,850	1,11,73,520	1,06,80,760	64,44,566	51,48,008	73,60,819
Total Kerosene—	Gals.	Gals.	Gals.	Gals.	Gals.					
United Kingdom	60	718	284	75	1,133	90	1,730	631	165	2,762
Straits Settlements (including Labuan)	5,878,371	3,467,515	..	956,350	1,807,059	30,10,960	10,35,160	..	4,33,348	10,52,739
British Borneo	..	1,238,654	3,018,190	2,821,080	7,08,750	16,34,263	13,03,278	..
Egypt*	2,091,206	15,03,054	..
Other British Possessions	157	22	130	100	220	190	20	108	88	228
TOTAL BRITISH EMPIRE	5,878,588	4,076,009	3,018,604	5,878,811	1,804,412	30,11,140	26,45,600	10,36,002	32,39,938	10,55,726

* Shown as a Foreign Country from 1923-24.

ARTICLES, AND COUNTRIES OF CONSIGNMENT; ALSO SHARE OF EACH PROVINCE	QUANTITY					VALUE				
	1919-20	1920-21	1921-22	1922-23	1923-24	1919-20	1920-21	1921-22	1922-23	1923-24
Oils—continued										
<i>Mineral—continued</i>										
Petroleum, dangerous, flashing below 76°F., including petrol, benzine and benzol (II. G)—	Gals.	Gals.	Gals.	Gals.	Gals.	R	R	R	R	R
United Kingdom	325	164	185	28	..	1,350	1,105	1,171	10
Ceylon	1,088	3,030
Straits Settlements (including Labuan)	12,000	20	40	22,500	40	8
Other British Possessions	54	80
TOTAL BRITISH EMPIRE	12,054	1,413	164	205	68	22,580	4,380	1,105	1,211	18
Germany	517	1,080	..
Italy	2,790	7,120
United States of America—										
<i>Via Atlantic Coast</i>	1,656	630	1,168	525	2,604	2,570	1,460	3,995	1,772	7,6
Other Foreign Countries	49	..	16	15	..	80	..	205	22	..
TOTAL FOREIGN COUNTRIES	4,394	639	1,184	1,057	2,604	9,770	1,460	4,200	2,874	7,8
<i>Share of Bengal</i>	4,370	854	1,334	580	2,630	9,740	2,290	5,131	2,196	7,7
" <i>Bombay</i>	9	517	2	144	1,079	..
" <i>Sind</i>	48	80
" <i>Madras</i>	12,000	1,198	..	100	..	22,500	3,550	..	440	..
" <i>Burma</i>	30	..	5	65	40	30	..	30	370	..
TOTAL	16,448	2,052	1,348	1,202	2,672	32,350(a)	5,840	5,305	4,085	7,8
Paints, solutions and compositions, dangerous, flashing below 76°F. (II. G)—	Gals.	Gals.	Gals.	Gals.	Gals.					
United Kingdom	225	19	101	33	557	1,150	270	2,262	615	3,
Victoria	26	2,405
<i>Australian Commonwealth (Total)</i>	26	2,405
TOTAL BRITISH EMPIRE	225	19	217	33	557	1,150	270	4,667	615	3,
Germany	6	30	..
France	168	66	2,120	568	..
United States of America— <i>Via Atlantic Coast</i>	125	2,464	1,975	9,096	..
TOTAL FOREIGN COUNTRIES	293	2,536	4,095	9,694	..
<i>Share of Bengal</i>	20
" <i>Bombay</i>	150	19	510	2,669	636	600	270	3,762	10,309	2,
" <i>Madras</i>	75	1	460
TOTAL	225	19	510	2,569	577	1,150	270	8,762	10,300	3,
Other kinds (II. G) —	Gals.	Gals.	Gals.	Gals.	Gals.					
United Kingdom	49,429	107,076	140,186	130,301	174,387	1,56,220	2,82,930	5,44,443	3,76,870	4,15,
Ceylon	14,800	160	1,060	1,001	786	12,060	510	8,502	1,949	..
Straits Settlements (including Labuan)	220,298	5,058	48,937	12,253	8,693	71,340	5,310	70,681	14,798	87,
Egypt*	76	600	60	2,400
Natal	2,636	3,
New South Wales	8,372	31,100
<i>Australian Commonwealth (Total)</i>	<i>8,372</i>	<i>..</i>	<i>..</i>	<i>..</i>	<i>..</i>	<i>31,100</i>	<i>..</i>	<i>..</i>	<i>..</i>	<i>..</i>
Other British Possessions	115	72	150	120
TOTAL BRITISH EMPIRE	298,199	112,485	190,766	143,555	1,86,502	2,71,620	2,98,960	6,27,146	3,93,612	4,56
Germany	1,517	21,793	1,885,810	3,371	37,473	32,64,
Netherlands	94	7,149	611	11,
Belgium	2,349	3,463	477	5,419	5,391	..
Sumatra	13,000	120	24,645	120	..
Borneo (Dutch)	330,132	1,014,643	714,924	1,374,825	819,244	2,80,620	5,58,110	3,62,333	7,14,495	432,
Celebes and other Islands	4,726	5,
Egypt*	250
United States of America—										
<i>Via Atlantic Coast</i>	885,706	833,021	472,957	435,438	432,402	8,06,560	8,37,810	10,07,602	6,12,130	6,21,
" <i>Pacific</i>	11,108	17,541	4,200	..	0	24,780	47,810	16,891	39	..
Other Foreign Countries	19	..	25	607	608	100	..	75	403	1
TOTAL FOREIGN COUNTRIES	1,228,058	1,365,205	1,208,972	1,838,240	8,150,834	12,02,010	14,43,730	14,26,626	13,70,743	43,37

(a) Duty was collected on Rs2.270 in 1919-20.
 † Shown as a Foreign Country from 1923-24.

No. 13—continued

ARTICLES, AND COUNTRIES OF CONSIGNMENT; ALSO SHARE OF EACH PROVINCE	QUANTITY					VALUE				
	1919-20	1920-21	1921-22	1922-23	1923-24	1919-20	1920-21	1921-22	1922-23	1923-24
<i>Oils—continued</i>										
<i>Mineral—concluded</i>						R	R	R	R	R
Other kinds (II. G)—continued	Gals.	Gals.	Gals.	Gals.	Gals.					
Share of Bengal	1,303,077	1,267,451	874,033	1,689,044	2,430,532	40,10,710	12,67,800	11,18,877	11,80,836	32,93,306
" Bombay	208,830	197,874	363,861	305,861	836,356	4,39,390	4,07,860	8,03,639	4,54,732	13,55,888
" Sind	6,343	9,377	6,881	2,528	25,236	14,940	41,510	17,414	8,406	55,545
" Madras	108	4,922	23,336	46,941	30,132	470	6,480	61,540	70,382	53,470
" Burma	2,898	8,086	22,216	35,423	16,080	8,220	19,640	52,302	49,440	35,743
TOTAL	1,521,254	1,477,690	1,389,727	1,970,705	3,337,336	14,73,630	17,32,690	20,53,772	17,64,366	47,91,062(a)
<i>Total Mineral Oils—</i>	Gals.	Gals.	Gals.	Gals.	Gals.					
United Kingdom	1,394,383	2,022,611	1,697,245	2,698,957	1,733,732	26,10,990	41,19,660	37,17,151	36,85,595	24,73,02
Mesopotamia *	—	—	1,090,752	1,356,860	472	—	—	2,97,288	3,47,241	97
Ceylon	20,464	11,011	2,128	8,564	3,898	22,180	17,860	7,346	23,155	9,293
Straits Settlements (including Labuan)	8,517,739	10,215,895	3,266,120	6,424,564	5,555,707	36,71,660	41,52,680	14,21,347	27,96,485	25,32,105
British Borneo	566,038	1,208,654	3,344,538	3,798,662	6,034,000	1,19,850	7,08,750	17,59,242	17,40,071	18,15,546
Hongkong	288	3,781	1,475	436	4,862	3,941
Egypt†	230	751	76,176	2,001,206	—	230	820	25,452	15,04,054	—
Natal	201	645	15,871	320	1,867	29,749
South Australia (including Northern Territory)	70	140
Victoria	108	2,456
New South Wales	8,872	31,100
Australian Commonwealth (Total)	8,872	70	103	31,100	140	2,456
Other British Possessions	190	72	159	192	..	350	120	828	102
TOTAL BRITISH EMPIRE	10,508,215	13,459,182	9,477,127	16,383,388	13,345,947	64,56,760	90,00,410	72,30,347	1,01,12,768	68,64,725
Russia—										
Southern Russia	819,407	2,003,529	..	4,09,700	10,33,068
Georgia	—	—	60,12,863	—	—	35,75,868
Sweden	420	1,230
Germany	537	2,339	60,301	1,910,671	..	1,760	7,441	1,11,858	83,12,322
Netherlands	97	398	866	7,149	..	420	1,464	2,509	11,098
Belgium	12,192	18,662	17,540	3,468	701	30,280	75,360	47,798	5,301	1,551
France	182	66	2,210	568	..
Italy	3,162	43	7,940	86
Turkey, European	6,000	17,740
Persia	35,761,803	28,440,676	51,385,505	50,917,216	60,102,418	1,46,98,090	67,14,340	1,08,57,952	1,04,26,002	1,15,44,739
Sumatra	934	13,005	472,821	1,678,770	..	670	24,665	2,18,000	8,65,615
Java	2	785	2,780	9,303	12,377	..	1,230	11,451	13,063	24,186
Borneo (Dutch)	40,151,799	32,573,919	10,145,153	12,833,840	25,092,221	1,89,16,810	1,41,67,840	64,05,903	59,18,422	1,05,77,557
Celebes and other Islands	730,687	..	302,064	..	672,927	1,61,810	..	1,19,567	..	4,23,111
Philippine Islands and Guam	1,031	20,775	3,044	60,684
Japan	320	413	17	4	155	1,490	560	163	15	335
Egypt†	—	—	—	—	65,171	—	—	—	—	17,540
United States of America—										
Via Atlantic Coast	49,164,168	45,734,362	46,153,407	52,221,010	46,117,375	4,64,66,260	4,07,07,120	4,52,52,681	4,12,13,082	3,86,33,527
" Pacific	8,154,167	4,337,812	3,469,797	304	11,858,908	69,07,070	32,90,730	34,31,392	887	70,17,747
Other Foreign Countries . .	53	37	209	102	423	120	90	444	97	1,183
TOTAL FOREIGN COUNTRIES	133,987,362	111,936,081	113,493,294	110,520,217	155,576,536	8,61,91,390	7,44,08,790	8,61,63,321	5,79,10,358	7,70,00,417
Share of Bengal	56,127,501	55,278,362	35,674,991	38,491,383	49,112,900	3,58,51,610	3,87,88,160	2,91,74,156	2,46,04,623	3,18,69,043
" Bombay	50,535,142	42,898,257	48,208,350	58,762,697	73,401,667	3,16,49,380	2,44,77,920	2,11,43,573	2,31,84,397	2,74,92,319
" Sind	16,358,754	13,604,348	10,314,912	11,624,607	15,391,986	1,07,00,450	1,09,33,840	83,37,159	76,47,485	92,07,546
" Madras	18,545,102	11,385,213	11,090,908	13,010,204	16,810,568	1,27,93,170	78,01,210	91,95,360	91,97,259	1,09,86,387
" Burma	2,929,078	2,229,083	17,788,269	11,014,714	14,185,362	16,43,530	14,08,070	55,43,390	33,89,352	43,99,547
TOTAL	144,495,577	125,395,263	1,22,970,421	132,903,005	163,902,483	9,26,48,150	8,34,09,200	7,33,98,668	6,80,23,116	8,30,55,142
<i>Vegetable, non-essential—</i>	Gals.	Gals.	Gals.	Gals.	Gals.					
Castor (II. G)—										
United Kingdom	317	373	382	797	874	1,370	2,090	4,788	5,404	6,794
Other British Possessions	70	..	15	..	30	420	..	70	..
TOTAL BRITISH EMPIRE	317	443	382	812	874	1,400	2,510	4,788	5,474	6,794
France	540	2,265
Other Foreign Countries . .	12	88	50	630
TOTAL FOREIGN COUNTRIES	12	88	540	50	630	2,265

* Included in Turkey, Asiatic prior to 1921-22.

† Shown as a Foreign Country from 1923-24.

(a) Duty was collected on 247,93,472 in 1923-24.

ARTICLES, AND COUNTRIES OF CONSIGNMENT; ALSO SHARE OF EACH PROVINCE.	QUANTITY					VALUE				
	1919-20	1920-21	1921-22	1922-23	1923-24	1919-20	1920-21	1921-22	1922-23	1923-24
Oils—continued						R	R	R	R	R
<i>Vegetable, non-essential—continued</i>										
Castor (II. G)—continued	Gals.	Gals.	Gals.	Gals.	Gals.					
Share of Bengal	58	476	357	579	331	320	3,070	4,378	2,874	2,099
.. Sind	12	70	60	395
.. Madras	160	55	20	15	..	670	70	303	121	..
.. Burma	99	..	5	218	1,017	410	..	107	2,488	6,565
TOTAL	329	531	382	812	1,418	1,460 (a)	3,140	4,789	5,483	9,059
Coconut (II. G)—	Gals.	Gals.	Gals.	Gals.	Gals.					
United Kingdom	162	2,442	1,652	30	43,775	450	10,660	5,440	131	1,05,649
Ceylon	25,759	167,184	67,727	6,490	78,962	69,670	5,16,420	1,78,353	16,308	1,93,473
Straits Settlements (including Labuan)	7,121	68,604	3,189	527	3,895	22,230	2,12,780	9,408	1,519	10,501
Seychelles	1,742	4,040
Other British Possessions	52	24	146	72	..
TOTAL BRITISH EMPIRE	33,042	230,972	72,620	7,080	126,632	92,350	7,43,850	1,93,356	18,030	3,09,623
TOTAL FOREIGN COUNTRIES	..	66	4	12	240	12	139	..
Share of Bengal	11,987	193,276	64,993	6,027	112,492	34,960	6,02,620	1,72,256	15,348	2,73,097
.. Bombay	10,139	4,273	78	25	134	24,120	11,090	245	116	343
.. Sind	2	62	25	20	230	114
.. Madras	1,225	1,163	4,317	509	6,829	2,930	3,510	11,319	1,175	16,076
.. Burma	9,669	41,264	3,236	531	7,152	30,300	1,26,640	9,548	1,531	19,999
TOTAL	33,042	240,068	72,624	7,092	126,632	92,350	7,44,090	1,93,368	18,169	3,09,623
Cotton seed (II. G)—	Gals.	Gals.	Gals.	Gals.	Gals.					
Straits Settlements (including Labuan)	562	1,691
Other British Possessions	6	1	5	..	43	120	10	60	..	201
TOTAL BRITISH EMPIRE	6	1	567	..	43	120	10	1,751	..	201
United States of America—Via Atlantic Coast	3,307	15,685
Other Foreign Countries	85	..	1	820	..	7	..
TOTAL FOREIGN COUNTRIES	..	85	..	1	3,307	..	820	..	7	15,935
Share of Bengal	6	39	120	400
.. Bombay	6	20
.. Madras	5	..	43	60	..	201
.. Burma	42	562	1	3,307	..	410	1,691	7	16,985
TOTAL	6	86	567	1	3,350	120	830	1,751	7	16,186
Groundnut (II. G)—	Gals.	Gals.	Gals.	Gals.	Gals.					
United Kingdom	48	2,163	523	32	..	130	10,140	2,241	90	..
Straits Settlements (including Labuan)	1,284	1,551	7,697	569	1,472	3,990	5,210	21,169	2,064	4,934
Hongkong	2,006	3,008	2,200	1,100	2,132	6,300	11,420	9,229	4,177	8,101
Other British Possessions	20	..	60	70	..	131
TOTAL BRITISH EMPIRE	3,428	6,817	10,530	1,701	3,684	10,410	26,770	32,709	6,331	13,234
TOTAL FOREIGN COUNTRIES	75	..	70	76	112	240	..	273	176	376
Share of Bengal	1,626	2,111	756	399	761	3,540	10,020	2,111	1,053	2,020
.. Bombay	47	16	76	20	28	210	70	294	45	156
.. Madras	8	..	80	18	..	135
.. Burma	1,530	4,670	9,761	1,358	2,927	6,800	16,630	30,559	4,399	11,301
TOTAL	3,513	6,817	10,600	1,777	3,796	10,650	26,770 (b)	32,982 (b)	6,507	13,611

(a) Duty was collected on R1,410 in 1919-20.

(b) R24,580 in 1920-21 and on R28,188 in 1921-22.

No. 13—continued

ARTICLES, AND COUNTRIES OF CONSIGNMENT; ALSO SHARE OF EACH PROVINCE.	QUANTITY					VALUE				
	1919-20	1920-21	1921-22	1922-23	1923-24	1919-20	1920-21	1921-22	1922-23	1923-24
Oils—continued						R	R	R	R	R
<i>Vegetable, non-essential</i> — or tinned Linseed (II. G)—	Gals.	Gals.	Gals.	Gals.	Gals.					
United Kingdom	184,700	274,276	286,186	267,317	243,824	6,42,330	15,05,050	11,08,981	10,26,809	10,11,756
Ceylon	155	27	117	248	302	800	170	88	942	1,292
Other British Possessions	18	315	1	60	293	100	1,030	10	300	941
TOTAL BRITISH EMPIRE	184,878	274,618	286,254	267,625	244,419	6,43,230	15,06,250	11,09,379	10,29,851	10,13,988
United States of America—										
<i>Via Atlantic Coast</i>	62	..	329	540	140	370	..	1,499	2,192	630
<i>" Pacific "</i>	2	259	20	1,040
Other Foreign Countries	25	192	20	60	820	116
TOTAL FOREIGN COUNTRIES	89	451	329	540	166	470	1,860	1,499	2,192	746
<i>Share of Bengal</i>	4,600	7,622	8,423	1,697	2,694	14,110	36,510	23,850	6,868	9,496
<i>" Bombay</i>	93,232	167,907	205,833	182,690	173,013	4,67,520	9,34,470	7,97,408	6,94,537	7,56,364
<i>" Sind</i>	19,281	70,622	43,328	48,248	46,626	93,900	3,61,930	1,73,741	1,88,740	1,65,425
<i>" Madras</i>	8,251	18,663	7,794	14,450	10,232	47,390	1,21,130	66,289	67,896	47,082
<i>" Burma</i>	9,078	10,256	16,805	21,080	12,020	30,780	64,070	70,600	76,702	46,367
TOTAL	184,962	276,069	286,588	268,165	244,585	6,43,700	15,08,110	11,10,878	10,32,043	10,14,733
										Rs.
Mustard or rape (II. G)—	Gals.	Gals.	Gals.	Gals.	Gals.					
United Kingdom	66	179	426	212	150	220	600	1,668	3,004	550
Ceylon	38	1,074	52	120	4,052	187	8
Straits Settlements (including Labuan)	123	272	40	49	13	330	1,180	140	164	42
Other British Possessions	244	118	12	23	..	320	178	37	115
TOTAL BRITISH EMPIRE	189	728	1,658	325	186	650	2,300	6,038	3,992	710
TOTAL FOREIGN COUNTRIES	25	51	68	12	31	80	480	268	40	85
<i>Share of Bengal</i>	26	257	600	9	..	30	970	1,899	25	..
<i>" Bombay</i>	61	337	105	31	..	190	1,310	651	174	192
<i>" Sind</i>	25	113
<i>" Madras</i>	3
<i>" Burma</i>	128	186	1,021	297	142	260	670	3,968	3,833	487
TOTAL	214	779	1,726	337	217	630	2,850	6,306	4,032	795
Sesamum (til or jinjili) (II. G)—	Gals.	Gals.	Gals.	Gals.	Gals.					
Hongkong	160	333	288	680	1,332	1,152
Other British Possessions	92	451	388	98	208	810	1,800	1,056	360	694
TOTAL BRITISH EMPIRE	252	451	388	431	494	870	1,800	1,056	1,692	1,846
TOTAL FOREIGN COUNTRIES	53	203	249	136	120	160	810	817	544	461
<i>Share of Bombay</i>	6	..	179	32	73	20	..	651	81	144
<i>" Madras</i>	6	80	34	8	20	10	310	120	22	96
<i>" Burma</i>	293	674	424	627	621	1,900	2,360	1,702	2,123	2,047
TOTAL	305	654	637	607	614	1,030	2,670	2,473	2,226	2,327
Tung oil (II. G)—	Gals.	Gals.	Gals.	Gals.	Gals.					
TOTAL BRITISH EMPIRE	..	98	700
TOTAL FOREIGN COUNTRIES	..	37	160
<i>Share of Bombay</i>	136	850
Other sorts (II. G)—	Gals.	Gals.	Gals.	Gals.	Gals.					
United Kingdom	10,116	16,882	17,363	8,958	32,252	70,320	70,590	68,686	88,369	89,726
Ceylon	530	94	184	9	457	1,760	620	398	140	1,183
Straits Settlements (including Labuan)	4,400	2,676	2,875	4,519	7,587	7,850	5,720	5,742	8,522	18,748
Hongkong	3,537	4,221	7,858	8,762	4,174	16,420	20,660	31,407	38,763	26,400
Egypt*	253	57	1,800	510

*Shown as a Foreign Country from 1923-24.

ARTICLES, AND COUNTRIES OF CONSIGNMENT; ALSO SHARE OF EACH PROVINCE	QUANTITY					VALUE				
	1910-20	1920-21	1921-22	1922-23	1923-24	1910-20	1920-21	1921-22	1922-23	1923-24
						R	R	R	R	R
<i>Is—continued</i>										
<i>Vegetable, non-essential—concluded</i>										
Other sorts (II. G)— <i>continued</i>	Gals.	Gals.	Gals.	Gals.	Gals.					
Other British Possessions	189 ⁹	95	140	57	..	580	320	500	190	..
TOTAL BRITISH EMPIRE	27,849	24,120	27,977	22,305	45,270	96,930	1,05,710	1,07,243	86,025	1,81,000
Germany	180	1,336	15	1,846	2,071
Belgium	330	1,095	..
France	302	2,781	733	366	1,870	5,560	36,520	6,416	3,000	13,321
Italy	..	932	842	382	107	..	13,730	10,559	3,120	1,540
Greece	..	405	1,500
China (exclusive of Hongkong and Macao)	24	..	41	283	236	40	..	154	1,417	3,958
Japan	1,731	7,471	3,017	8,572	2,511	4,750	19,230	7,959	22,331	6,863
Egypt*	—	—	—	—	..	—	—	—	—	1
United States of America—										
Via Atlantic Coast	1,197	3,449	1,278	5,004	5,741	8,810	8,920	5,043	18,471	11,540
" Pacific "	..	010	..	6	1	..	1,270	..	49	21
Other Foreign Countries	112	1	316	300	37	360	20	1,062	1,623	68
TOTAL FOREIGN COUNTRIES	3,366	15,949	6,227	16,332	11,830	19,520	81,190	32,109	53,561	39,416
<i>Share of Bengal</i>	<i>10,705</i>	<i>24,286</i>	<i>8,134</i>	<i>18,065</i>	<i>40,245</i>	<i>33,610</i>	<i>1,12,650</i>	<i>40,302</i>	<i>56,561</i>	<i>1,04,644</i>
" Bombay	9,832	6,303	14,674	3,809	3,849	47,050	25,760	51,535	14,618	11,762
" Sind	1,112	112	117	358	136	1,970	960	2,106	1,445	933
" Madras	4,512	3,530	3,944	3,968	6,106	8,770	20,650	7,364	11,676	15,830
" Burma	5,054	5,345	8,235	12,437	6,774	34,950	27,130	38,040	55,286	37,250
TOTAL	31,216	40,075	34,204	38,637	57,109	1,16,450	1,86,900 (a)	1,39,351	1,39,586	1,70,419
<i>Total Vegetable, non-essential—</i>	<i>Gals.</i>	<i>Gals.</i>	<i>Gals.</i>	<i>Gals.</i>	<i>Gals.</i>					
United Kingdom	154,414	296,394	306,500	277,354	320,885	7,14,940	16,05,950	11,92,043	10,76,239	12,14,586
Ceylon	26,459	107,412	69,139	6,883	79,855	72,270	5,17,610	1,83,327	17,896	1,96,168
Straits Settlements (including Labuan)	13,101	73,303	14,586	5,779	13,216	34,790	2,26,290	39,032	12,797	30,354
Hongkong	5,793	7,514	9,782	10,197	7,394	23,280	32,800	41,172	44,278	35,713
Egypt*	..	512	57	2,120	510
Tocholles	..	1,742	4,040
Other British Possessions	189	377	312	66	256	580	1,150	836	184	559
TOTAL BRITISH EMPIRE	199,956	547,254	400,376	300,279	421,606	8,45,860	23,90,050	14,56,920	11,51,394	14,77,400
Germany	180	1,336	15	1,846	2,071
Belgium	330	1,095	..
France	302	2,781	733	366	2,430	5,560	36,520	6,416	3,000	15,089
Italy	..	932	842	382	107	..	13,730	10,559	3,120	1,540
Greece	..	405	1,500
China (exclusive of Hongkong and Macao)	174	200	185	438	441	510	800	730	2,089	4,088
Japan	1,731	7,072	3,046	8,584	2,511	4,750	20,080	8,089	22,370	6,863
Egypt*	—	—	—	—	..	—	—	—	—	1
United States of America—										
Via Atlantic Coast	1,259	3,580	1,607	6,457	9,183	9,160	9,960	7,442	20,809	28,155
" Pacific "	2	1,253	..	6	1	20	3,150	..	40	20
Other Foreign Countries	152	107	531	321	101	500	420	1,726	1,463	816
TOTAL FOREIGN COUNTRIES	3,620	16,930	6,947	17,109	16,115	20,520	86,169	34,977	56,659	59,352
<i>Share of Bengal</i>	<i>28,907</i>	<i>228,087</i>	<i>83,262</i>	<i>26,776</i>	<i>156,723</i>	<i>86,870</i>	<i>7,66,210</i>	<i>2,44,826</i>	<i>82,739</i>	<i>3,91,355</i>
" Bombay	113,357	179,475	220,945	186,607	177,117	5,29,140	9,73,590	8,50,582	7,09,870	7,68,955
" Sind	20,407	70,796	48,145	48,606	46,831	95,910	3,53,120	1,75,847	1,88,185	1,56,980
" Madras	14,154	23,491	15,222	18,950	23,310	69,790	1,45,100	64,473	80,890	79,421
" Burma	26,751	62,335	39,449	36,449	33,860	94,640	2,38,160	1,56,169	1,46,369	1,40,041
TOTAL	203,576	564,184	407,323	317,388	437,721	8,66,380	24,76,210	14,91,897	12,03,053	15,36,752

(a) Duty was collected on Rs. 1,77,610 in 1920-21.
* Shown as a Foreign Country from 1923-24.

No. 13—continued

ARTICLES, AND COUNTRIES OF CONSIGNMENT; ALSO SHARE OF EACH PROVINCE	QUANTITY					VALUE				
	1919-20	1920-21	1921-22	1922-23	1923-24	1919-20	1920-21	1921-22	1922-23	1923-24
Oils—concluded										
Total Oils—	Gals.	Gals.	Gals.	Gals.	Gals.	R	R	R	R	R
United Kingdom	1,619,348	2,337,178	2,035,160	2,994,379	2,066,661	36,24,210	62,98,670	51,64,487	40,97,261	30,36,546
Adon and Dependencies	304	18	159	2	..	1,140	41	829	120
Mesopotamia*	—	—	1,090,752	1,356,894	568	—	—	2,97,233	3,47,364	356
Ceylon	53,972	182,021	75,849	18,540	85,170	1,86,730	5,80,100	2,40,508	87,171	2,32,669
Straits Settlements (including Labuan)	8,531,742	10,290,858	3,282,591	6,431,004	5,570,232	37,20,410	44,06,640	14,87,448	28,10,646	25,80,868
British Borneo	566,038	1,208,054	8,344,533	3,798,662	6,034,600	1,19,850	7,08,750	17,59,242	17,49,671	18,15,546
Hongkong	8,116	9,085	12,726	13,183	11,949	74,140	93,640	68,321	76,358	1,00,054
Egypt †	244	1,396	76,233	2,091,370	—	2,430	12,230	25,962	15,04,494	—
Natal	286	645	15,871	450	1,867	29,749
Seychelles	1,742	251	..	4,040	1,586
Western Australia	124	2,330
South Australia (including Northern Territory)	100	108	51	26	62	500	320	2,566	1,015	1,905
Victoria	105	937	1,364	297	1,617	1,140	10,370	22,134	4,981	11,495
Tasmania	81	1,110
New South Wales	8,096	2,724	83	28	56	32,090	29,350	2,687	1,022	715
Australian Commonwealth (Total)	9,265	3,913	1,498	357	1,737	34,840	48,330	27,337	7,018	14,115
Other British Possessions	15	132	366	33	..	590	230	915	118	..
TOTAL BRITISH EMPIRE	10,789,020	14,036,213	9,919,726	16,708,234	13,737,050	77,63,650	1,21,29,820	90,01,494	1,15,90,996	87,11,609
Russia—										
Southern Russia	819,407	2,003,529	..	4,09,700	10,89,068
Georgia	—	—	6,022,863	—	—	5,76,868
Sweden	420	1,230
Norway	201	35	1,940	337
Germany	83	989	2,919	61,708	1,914,553	800	86,350	62,507	2,27,188	34,71,826
Netherlands	58	1,023	1,356	1,985	10,407	3,610	56,110	51,124	33,140	1,27,437
Belgium	12,192	18,859	17,547	8,793	742	30,280	1,00,640	48,581	6,486	5,374
France	1,991	6,039	1,903	2,630	5,945	1,69,000	6,04,280	77,123	1,55,260	2,53,377
Switzerland	11	147	13	115	294	2,050	31,240	5,711	21,704	31,242
Italy	3,282	1,278	931	970	642	17,300	46,070	24,321	26,319	24,905
Greece	405	1,500
Turkey, European	6,269	35,520
Turkey, Asiatic	—	—	—	—
Persian Gulf	46	32	—	—	—	800	80	—	—	—
Persia	35,761,015	28,440,676	61,385,505	50,917,219	60,102,430	1,46,09,350	67,14,340	1,08,57,952	1,04,26,017	1,15,44,787
Sumatra	934	18,005	472,782	1,678,770	..	670	24,605	2,18,405	8,65,616
Java	14	785	2,971	9,314	12,392	720	1,230	13,009	13,838	24,306
Borneo (Dutch)	40,151,799	32,573,919	10,145,153	12,838,640	25,092,234	1,89,16,810	1,41,87,840	64,05,903	69,13,422	1,05,77,593
Celebes and other Islands	739,687	..	303,139	..	672,927	1,16,810	..	1,19,897	..	4,23,111
Philippine Islands and Guam	1,031	20,775	3,944	50,884
China (exclusive of Hongkong and Macao)	1,133	1,725	1,700	2,109	1,382	19,400	29,290	17,888	14,749	16,569
Japan	11,532	28,232	10,661	22,443	9,374	1,90,620	1,65,960	1,16,618	1,23,437	61,493
Egypt †	—	—	—	—	65,171	—	—	—	—	17,551
Portuguese East Africa	269	..	166	..	259	2,370	..	481	..	554
United States of America—										
Atlantic Coast	49,165,606	45,740,055	48,155,291	52,227,005	46,126,890	4,54,89,360	4,97,33,720	4,52,64,560	4,12,39,170	3,86,82,795
Pacific "	8,154,169	4,840,698	3,469,797	410	11,858,969	69,07,690	33,02,110	34,31,411	1,054	70,17,776
Other Foreign Countries	60	117	339	230	60	130	430	913	444	246
TOTAL FOREIGN COUNTRIES	134,093,797	111,993,140	113,512,441	110,558,484	155,590,608	8,66,12,820	7,55,10,670	6,65,22,571	5,84,24,673	7,78,06,379
Share of Bengal	56,215,894	55,530,808	35,693,343	38,535,519	49,286,941	3,62,42,460	4,03,13,650	2,97,71,201	2,60,05,361	3,27,16,673
Bombay	50,672,244	43,107,587	48,436,324	58,970,161	73,591,642	3,25,19,790	3,62,86,220	2,22,60,814	2,42,44,835	2,86,73,918
Sind	15,379,923	13,676,548	10,361,258	11,674,761	15,439,681	1,05,19,690	1,13,40,020	85,39,097	78,80,112	93,91,658
Madras	18,541,757	11,411,287	11,103,665	13,031,949	16,836,758	1,29,10,420	79,97,000	92,98,415	93,05,907	1,11,23,326
Burma	3,963,005	2,293,123	17,829,617	11,053,328	14,222,636	17,84,120	17,07,510	57,64,538	35,78,894	46,13,413
TOTAL	144,792,823	128,019,353	123,432,307	113,256,718	169,377,655	9,43,76,470	8,76,40,490	7,56,14,065	7,00,15,669	8,65,17,988

* Included in Turkey, Asiatic prior to 1921-22.

† Shown as a Foreign Country from 1923-24.

No. 13—continued

ARTICLES AND COUNTRIES OF CONSIGNMENT; ALSO SHARE OF EACH PROVINCE	QUANTITY					VALUE				
	1919-20	1920-21	1921-22	1922-23	1923-24	1919-20	1920-21	1921-22	1922-23	1923-24
	Tons	Tons	Tons	Tons	Tons	R	R	R	R	R
Oilcakes (III. H)—										
United Kingdom	..	210	2	27,320	391
Ceylon	452	876	161	187	134	48,810	1,09,810	17,336	9,619	12,228
Straits Settlements (including Labuan)	12	7	..	1	..	1,790	1,360	..	220	..
Zanzibar and Pemba	1	8	13	7	..	220	920	1,151	598	..
Other British Possessions	..	2	2	30	1,190	294
TOTAL BRITISH EMPIRE	465	1,108	176	195	136	50,650	1,40,590	18,878	10,446	12,622
Share of Bengal										
..	10	7	1,540	1,360
.. Bombay	1	646	13	7	2	260	86,680	1,151	629	284
.. Madras	452	448	163	188	131	48,810	61,470	17,727	9,817	12,228
.. Burma	2	2	150	1,190	10
TOTAL	465	1,108	176	195	136	50,650	1,40,590	18,878	10,446	(a) 12,522
Oil-cloth and Floor-cloth (III. V)—										
United Kingdom	275,992	977,182	167,517	291,818	341,906	4,45,080	20,03,320	5,52,969	6,08,889	6,26,176
Straits Settlements (including Labuan)	142	51	72	73	735	320	130	209	150	1,406
Other British Possessions	425	514	99	53	56	480	730	183	122	188
TOTAL BRITISH EMPIRE	276,559	977,747	167,638	291,944	342,697	4,46,460	20,04,230	5,53,360	6,09,141	6,26,770
Germany	..	5,938	..	638	16,762	..	13,850	..	812	15,868
Netherlands	3,667	4,236
Belgium	..	3,000	..	13,391	16,760	..	4,080	..	34,186	26,469
France	1,440	2,184	6,979	13,505	3,507	7,573
Italy	..	13,091	1,224	1,302	3,116	..	88,140	2,667	2,818	6,472
Austria	22	60	..
Hungary
Japan	5,985	8,160	..	1,287	..	12,080	20,650	..	2,725	..
United States of America:—										
Via Atlantic Coast	207,402	340,490	24,885	196,058	240,546	2,47,480	7,53,030	56,565	2,92,834	2,70,082
.. Pacific	14	7,646	2,023	10	14,980	3,578
TOTAL FOREIGN COUNTRIES	213,401	378,320	29,572	215,762	286,830	2,50,570	8,44,660	76,315	3,36,942	8,30,700
Share of Bengal										
..	157,665	268,152	48,988	116,245	130,321	2,16,200	5,57,580	1,76,219	2,16,978	2,03,872
.. Bombay	186,836	670,815	60,007	266,485	291,472	2,63,890	14,57,460	3,03,753	5,44,964	3,91,316
.. Sind	22,384	98,030	4,112	9,820	30,287	43,490	2,03,550	15,786	17,494	43,186
.. Madras	32,266	39,154	19,364	20,024	30,168	64,530	1,06,410	69,948	42,001	57,710
.. Burma	90,411	273,916	24,789	95,132	147,279	1,18,920	5,23,650	63,969	1,24,646	1,56,356
TOTAL	489,960	1,356,067	187,260	507,706	629,527	7,06,031	28,48,890	6,29,675	9,40,083	8,57,470

(a) Duty was collected on Rs. 939 in 1923-24.

No. 13—continued

ARTICLES, AND COUNTRIES OF CONSIGNMENT; ALSO HARE OF EACH PROVINCE	QUANTITY					VALUE				
	1919-20	1920-21	1921-22	1922-23	1923-24	1919-20	1920-21	1921-22	1922-23	1923-24
						R	R	R	R	R
Opium (III. C)—										
	Lbs.	Lbs.	Lbs.	Lbs.	Lbs.					
United Kingdom	34	59	37	8	2	3,170	3,600	2,205	803	430
Straits Settlements (including Labuan)	1	20
TOTAL BRITISH EMPIRE	35	59	37	8	2	3,190	3,600	2,205	803	430
TOTAL FOREIGN COUNTRIES	8	..	1	5	..	260	100	454	1,430	160
<i>Share of Bengal</i>	<i>12</i>	<i>16</i>	<i>10</i>	<i>3</i>	<i>..</i>	<i>2,090</i>	<i>1,140</i>	<i>591</i>	<i>88</i>	<i>333</i>
" <i>Bombay</i>	<i>..</i>	<i>1</i>	<i>2</i>	<i>..</i>	<i>..</i>	<i>..</i>	<i>60</i>	<i>137</i>	<i>..</i>	<i>94</i>
" <i>Sind</i>	<i>2</i>	<i>39</i>	<i>12</i>	<i>7</i>	<i>1</i>	<i>130</i>	<i>830</i>	<i>1,422</i>	<i>1,394</i>	<i>79</i>
" <i>Madras</i>	<i>5</i>	<i>..</i>	<i>..</i>	<i>1</i>	<i>..</i>	<i>90</i>	<i>..</i>	<i>..</i>	<i>23</i>	<i>44</i>
" <i>Burma</i>	<i>15</i>	<i>10</i>	<i>8</i>	<i>2</i>	<i>1</i>	<i>1,090</i>	<i>1,660</i>	<i>509</i>	<i>813</i>	<i>30</i>
TOTAL	38	59	38	13	2	3,450	3,760	2,659	2,323	580
Packing—Engine and Boiler —of all kinds (excluding asbestos) (III. V)—										
United Kingdom	—	—	—	—	—	9,10,830	4,27,110	3,72,803	2,87,300	2,30,589
Straits Settlements (including Labuan)	—	—	—	—	—	640	1,041
Other British Possessions	—	—	—	—	—	790	310	1,006	727	673
TOTAL BRITISH EMPIRE	—	—	—	—	—	9,12,260	4,27,420	3,73,809	2,88,126	2,32,263
Germany	—	—	—	—	—	340	203	1,694
Japan	—	—	—	—	—	16,690	160	..	2,512	1,753
United States of America—										
<i>Via Atlantic Coast</i>	<i>—</i>	<i>—</i>	<i>—</i>	<i>—</i>	<i>—</i>	<i>41,030</i>	<i>71,570</i>	<i>24,813</i>	<i>29,533</i>	<i>9,674</i>
<i>" Pacific "</i>	<i>—</i>	<i>—</i>	<i>—</i>	<i>—</i>	<i>—</i>	<i>1,980</i>	<i>47,780</i>	<i>3,132</i>	<i>68</i>	<i>..</i>
Other Foreign Countries	—	—	—	—	—	360	461	1,325
TOTAL FOREIGN COUNTRIES	—	—	—	—	—	60,060	1,19,500	28,285	32,887	14,446
<i>Share of Bengal</i>	<i>—</i>	<i>..</i>	<i>—</i>	<i>—</i>	<i>—</i>	<i>6,21,790</i>	<i>2,55,340</i>	<i>1,95,263</i>	<i>1,28,471</i>	<i>1,19,774</i>
" <i>Bombay</i>	<i>—</i>	<i>—</i>	<i>—</i>	<i>—</i>	<i>—</i>	<i>1,62,310</i>	<i>96,410</i>	<i>73,963</i>	<i>50,158</i>	<i>31,293</i>
" <i>Sind</i>	<i>—</i>	<i>—</i>	<i>—</i>	<i>—</i>	<i>—</i>	<i>15,060</i>	<i>15,120</i>	<i>32,843</i>	<i>8,706</i>	<i>8,676</i>
" <i>Madras</i>	<i>—</i>	<i>—</i>	<i>—</i>	<i>—</i>	<i>—</i>	<i>73,190</i>	<i>57,240</i>	<i>25,069</i>	<i>57,074</i>	<i>31,418</i>
" <i>Burma</i>	<i>—</i>	<i>—</i>	<i>—</i>	<i>—</i>	<i>—</i>	<i>2,00,870</i>	<i>1,22,810</i>	<i>74,967</i>	<i>70,004</i>	<i>55,588</i>
TOTAL	—	—	—	—	—	9,73,220	5,40,920	4,02,094	3,21,013	2,40,740
Paints and Painters' materials—										
Paints and Colours—										
Barites (III. E)—										
	Cwts.	Cwts.	Cwts.	Cwts.	Cwts.					
United Kingdom	661	320	107	6	..	4,880	3,669	783	62
Germany	594	1,860	3,774	3,000	8,595	29,620
Belgium	50	..	110	620	..	1,240	..
United States of America—										
<i>Via Atlantic Coast</i>	<i>..</i>	<i>4,211</i>	<i>..</i>	<i>..</i>	<i>..</i>	<i>..</i>	<i>58,500</i>	<i>..</i>	<i>..</i>	<i>..</i>
Other Foreign Countries	3	41
TOTAL FOREIGN COUNTRIES	..	4,261	597	1,970	3,774	..	59,210	3,941	9,841	30,620
<i>Share of Bengal</i>	<i>..</i>	<i>4,673</i>	<i>320</i>	<i>107</i>	<i>6,133</i>	<i>..</i>	<i>62,140</i>	<i>3,669</i>	<i>783</i>	<i>25,767</i>
" <i>Bombay</i>	<i>..</i>	<i>249</i>	<i>594</i>	<i>1,970</i>	<i>2,617</i>	<i>..</i>	<i>1,750</i>	<i>3,900</i>	<i>9,841</i>	<i>13,915</i>
" <i>Burma</i>	<i>..</i>	<i>..</i>	<i>3</i>	<i>..</i>	<i>..</i>	<i>..</i>	<i>..</i>	<i>41</i>	<i>..</i>	<i>..</i>
TOTAL	..	4,922	917	2,077	3,780	..	64,090	7,610	10,624	39,682

ARTICLES, AND COUNTRIES OF CONSIGNMENT; ALSO SHARE OF EACH PROVINCE	QUANTITY					VALUE				
	1919-20	1920-21	1921-22	1922-23	1923-24	1919-20	1920-21	1921-22	1922-23	1923-24
Paints and Painters' materials—continued						R	R	R	R	R
<i>Paints and Colours—continued</i>	Cwts.	Cwts.	Cwts.	Cwts.	Cwts.					
Blue paint or Paris blue (III. E)—										
United Kingdom	549	1,810	970	958	575	44,000	2,04,540	66,320	82,810	65,127
Zanzibar and Pemba	50	1,400
Other British Possessions	..	10	3	20	280	205
TOTAL BRITISH EMPIRE	599	1,820	973	958	575	45,420	2,04,820	66,525	82,810	65,127
Germany	322	561	618	906	..	53,160	83,527	70,370	1,06,182
Netherlands	46	317	95	4	10	3,930	37,200	17,276	515	1,775
Belgium	128	..	20	130	..	12,050	..	792	13,462
Other Foreign Countries	..	6	6	150	790	840	..	7
TOTAL FOREIGN COUNTRIES	46	773	662	642	1,136	4,080	1,03,200	1,01,643	71,677	1,21,426
Share of Bengal	2	627	1,117	235	..	130	1,05,540	1,05,906	10,530	..
" Bombay	54	30	23	1,520	1,480	1,932
" Sind	299	298	92	331	1,301	20,670	34,770	12,649	94,958	1,43,961
" Madras	14	33	16	35	15	670	2,200	1,718	4,369	977
" Burma	276	1,605	410	494	372	26,510	1,64,030	47,896	44,630	40,533
TOTAL	645	2,593	1,635	1,595	1,711	49,500	3,08,020	1,68,168	1,54,487	1,86,553
Enamels prepared (III. E)(a)—		Cwts.	Cwts.	Cwts.	Cwts.					
United Kingdom	—	5,927	5,047	4,189	6,869	—	6,14,390	4,16,366	4,00,485	4,86,709
Other British Possessions	—	—	60	67	..	259
TOTAL BRITISH EMPIRE	—	5,927	5,047	4,189	6,869	—	6,14,450	4,16,433	4,00,485	4,87,068
Germany	—	18	77	192	96	—	3,760	9,989	20,466	9,610
Netherlands	—	16	2	4	39	—	2,340	265	236	3,086
France	—	33	..	5	4	—	3,080	..	698	578
Japan	—	28	20	..	19	—	5,150	5,426	..	1,099
United States of America— Vid Atlantic Coast	—	734	71	138	185	—	1,01,410	13,382	20,923	23,842
" Pacific "	—	5	2	11	..	—	1,300	250	1,840	36
Other Foreign Countries	—	4	..	3	1	—	350	..	269	50
TOTAL FOREIGN COUNTRIES	—	838	172	343	344	—	1,17,390	26,312	44,432	38,297
Share of Bengal	—	1,765	1,387	1,106	1,493	—	1,96,380	1,24,673	1,72,394	73,215
" Bombay	—	1,593	761	1,160	934	—	1,52,800	1,15,773	1,40,302	1,06,515
" Sind	—	341	118	387	439	—	47,330	24,036	49,121	47,673
" Madras	—	406	420	566	1,053	—	42,830	49,536	69,926	1,04,249
" Burma	—	2,640	2,533	1,313	3,294	—	2,62,500	1,27,727	1,42,174	1,98,653
TOTAL	—	6,765	5,219	4,532	7,213	—	7,31,840	4,41,745	5,13,917	5,25,955
Graphite (III. E)—	Cwts.	Cwts.	Cwts.	Cwts.	Cwts.					
United Kingdom	1,492	5,384	4,246	2,715	2,128	44,580	1,25,760	1,54,961	1,06,235	86,520
Ceylon	1,107	2,159	3,441	2,021	2,228	9,420	14,270	25,611	19,458	13,487
Other British Possessions	2	103	30	30	670	433
TOTAL BRITISH EMPIRE	2,601	7,646	7,687	5,636	4,392	54,030	1,40,600	1,80,572	1,25,693	1,00,446
Germany	136	100	289	1,059	523	2,260
Italy	200	400	200	400	200	1,400	3,270	1,610	2,929	1,478
Japan	141	1	20	..	5	2,550	90	158	..	237
Madagascar	180	1,207
United States of America— Vid Atlantic Coast	233	138	390	142	521	18,400	6,180	30,956	7,877	23,636
" Pacific "	50	18	2,620	960
TOTAL FOREIGN COUNTRIES	624	557	746	642	1,195	25,000	10,500	33,777	11,329	28,818
Share of Bengal	232	3,330	3,356	1,174	684	19,040	72,180	96,603	39,259	23,309
" Bombay	2,301	3,696	4,067	3,832	3,600	47,210	55,730	90,976	61,733	48,498
" Sind	31	169	54	17	51	1,000	3,760	1,167	671	2,193
" Madras	267	543	523	937	814	5,970	7,500	12,232	27,916	29,006
" Burma	354	465	433	218	438	11,870	11,930	14,321	7,443	26,253
TOTAL	3,225	8,203	8,438	6,278	5,587	79,000	1,51,100	2,14,349	1,37,222	1,29,284

(a) Separately recorded from 1920-21.

No. 13—continued

ARTICLES, AND COUNTRIES OF CONSIGNMENT; ALSO SHARE OF EACH PROVINCE	QUANTITY					VALUE				
	1910-20	1920-21	1921-22	1922-23	1923-24	1919-20	1920-21	1921-22	1922-23	1923-24
paints and Painters' materials—continued						R	R	R	R	R
paints and Colours—continued										
Red lead—	Cwts.	Cwts.	Cwts.	Cwts.	Cwts.					
Genuine dry (III. E) —										
United Kingdom	17,263	17,595	10,023	14,062	11,004	5,41,770	6,50,700	4,00,785	5,18,758	3,58,415
Aden and Dependencies	57	2	..	2,360	54
Other British Possessions.	1	6	4	5	4	70	250	162	247	121
TOTAL BRITISH EMPIRE	17,264	17,658	10,032	14,067	11,010	5,41,840	6,53,310	4,00,947	5,19,005	3,58,590
Sweden	100	3,860
Germany	200	250	9,127	9,926	923	6,120	6,320	3,03,818	2,64,148	24,246
Netherlands	10	..	1,119	582	126	280	..	37,069	21,009	3,952
Belgium	479	1,021	708	41	..	9,410	39,989	20,248	1,297
France	25	..	200	880	..	6,800
Italy	100	207	700	3,400	7,604	18,700
Austria	200	5,100	..
Hungary
Japan	15,012	2,841	8,865	12,624	8,868	4,84,850	98,920	3,21,554	3,95,189	2,46,132
United States of America—										
Vid Atlantic Coast	21	110	49	..	2	1,050	4,890	2,000	..	70
Other Foreign Countries	5	1	290	19
TOTAL FOREIGN COUNTRIES	15,273	3,680	20,581	24,247	10,661	4,95,470	1,19,540	7,17,980	7,13,368	2,93,416
Share of Bengal	14,497	3,268	16,762	17,348	9,664	4,75,500	2,89,970	6,10,982	5,26,960	2,74,099
" Bombay	15,503	7,363	8,607	14,623	6,060	4,07,470	2,97,800	2,99,625	4,30,169	1,67,431
" Sind	878	1,323	1,002	979	660	28,810	68,750	33,923	31,856	20,118
" Madras	354	990	790	1,775	1,073	14,180	40,230	29,430	62,008	32,637
" Burma	1,305	2,404	3,452	4,489	4,214	61,370	36,000	1,45,047	1,80,470	1,57,721
TOTAL	32,537	21,338	30,613	39,214	21,671	10,37,310	7,92,850	11,18,937	12,32,363	6,52,006
Reduced dry (III. E)—	Cwts.	Cwts.	Cwts.	Cwts.	Cwts.					
United Kingdom	882	600	71	75	40	18,630	16,170	2,076	2,024	1,086
Ceylon	2	2	..	110	54	..
TOTAL BRITISH EMPIRE	884	600	71	77	40	18,740	16,170	2,076	2,078	1,086
Germany	102	180	1,955	2,403
Belgium	635	2,590	..	75	275	6,590	47,150	..	808	2,650
Japan	12	670
TOTAL FOREIGN COUNTRIES	647	2,590	..	177	455	7,260	47,150	..	2,823	5,059
Share of Bengal	50	11	..	165	40	1,520	570	..	3,539	1,016
" Bombay	1,030	3,089	..	75	430	12,220	60,330	..	868	4,533
" Sind	45	70	60	2	25	1,300	1,810	1,242	42	526
" Madras	321	..	1	2	..	9,930	..	34	54	..
" Burma	28	20	20	20	..	1,130	610	800	398	..
TOTAL	1,531	3,100	71	254	495	26,000	63,320	2,076	4,901	6,145

ARTICLES, AND COUNTRIES OF CONSIGNMENT; ALSO SHARE OF EACH PROVINCE	QUANTITY					VALUE				
	1910-20	1920-21	1921-22	1922-23	1923-24	1910-20	1920-21	1921-22	1922-23	1923-24
Paints and Painters' materials—continued						R	R	R	R	R
Paints and Colours—continued										
White lead—	Cwts.	Cwts.	Cwts.	Cwts.	Cwts.					
Genuine dry (III. E) —										
United Kingdom	6,308	7,601	9,561	10,483	7,598	1,90,240	3,48,220	3,05,655	3,03,618	2,66,272
Straits Settlements (including Labuan)	1	1	21	110	36	1,061	..
Hongkong	20	98	84	139	138	1,110	4,080	3,346	5,762	5,770
Other British Possessions	6	1	1	3	60	910	40	55	115
TOTAL BRITISH EMPIRE	6,328	7,706	9,647	10,644	7,730	2,00,410	3,52,720	3,09,086	4,00,496	2,72,157
Germany	85	260	590	1,905	8,709	16,134
Netherlands	510	634	13,214	18,052
Belgium	961	220	34,718	8,140
France	23	10	1,110	520
Italy	788	203	25,314	5,652	..
Austria	197	5,170	..
Hungary
Japan	620	392	..	50	42	30,370	15,110	..	2,295	1,882
United States of America— Via Atlantic Coast	2,254	1,009	3	196	10	1,93,400	50,360	124	7,412	412
TOTAL FOREIGN COUNTRIES	2,874	1,421	886	2,377	1,406	2,23,760	66,660	27,863	77,170	44,620
Share of Bengal	5,740	4,949	7,059	10,540	7,475	3,37,690	2,28,300	2,71,982	3,80,816	2,44,853
" Bombay	1,759	2,671	2,034	1,249	944	66,270	1,21,960	84,210	44,682	37,421
" Sind	44	99	42	76	51	2,210	6,290	2,290	2,910	2,469
" Madras	118	296	1,013	140	162	5,720	14,810	62,507	5,892	7,160
" Burma	541	1,115	365	1,016	603	12,280	49,020	15,960	43,366	24,874
TOTAL	8,202	9,130	10,513	13,021	9,235	4,24,170	4,19,380	4,26,049	4,77,660	3,16,777
Reduced dry (III. E) —	Cwts.	Cwts.	Cwts.	Cwts.	Cwts.					
United Kingdom	267	349	475	881	270	7,150	13,070	17,713	32,363	8,141
Hongkong	25	1,046
TOTAL BRITISH EMPIRE	267	349	475	881	295	7,150	13,070	17,713	32,363	9,186
Germany	140	128	20	2,431	805	900
Netherlands	100	104	5,503	3,383
Japan	130	3	5,120	120
United States of America— Via Atlantic Coast	10	600
TOTAL FOREIGN COUNTRIES	140	..	140	228	127	5,720	..	2,431	6,308	4,408
Share of Bengal	103	236	590	952	312	3,740	12,070	16,961	32,353	10,495
" Bombay	208	30	10	..	58	5,760	260	493	..	1,196
" Sind	3	..	6	130	..	273
" Madras	28	18	3	870	950	160
" Burma	67	16	6	157	52	2,380	700	267	6,318	1,898
TOTAL	407	349	615	1,109	422	12,870	13,970	20,144	38,671	13,589
Genuine moist (III. E) —	Cwts.	Cwts.	Cwts.	Cwts.	Cwts.					
United Kingdom	24,607	23,585	11,558	14,138	12,546	8,31,260	10,69,730	4,56,639	4,58,909	4,17,893
Ceylon	20	5	1	10	..	1,080	120	42	593	..
Hongkong	12	525	..
TOTAL BRITISH EMPIRE	24,627	23,590	11,559	14,160	12,586	8,32,200	10,69,850	4,56,681	4,60,027	4,17,893
Italy	39	2,730
Japan	395	10	13,800	430
United States of America— Via Atlantic Coast	449	626	25,830	33,070
" Pacific "	30
Other Foreign Countries	1	..	20	..	40	50	..	685	..	1,485
TOTAL FOREIGN COUNTRIES	845	675	20	..	40	30,710	30,230	685	..	1,485

No. 13—continued

ARTICLES AND COUNTRIES OF CONSIGNMENT; ALSO SHARE OF EACH PROVINCE	QUANTITY					VALUE				
	1910-20	1920-21	1921-22	1922-23	1923-24	1910-20	1920-21	1921-22	1922-23	1923-24
Paints and Painters' materials—continued						R	R	R	R	R
Paints and Colours—continued										
White lead—continued										
Genuine moist (III. B)— —continued	Cwts.	Cwts.	Cwts.	Cwts.	Cwts.					
Share of Bengal	6,310	7,219	1,346	231	5,132	2,02,940	3,12,440	81,634	11,342	1,50,887
„ Bombay	15,312	13,727	4,797	9,080	2,422	5,57,220	6,41,040	1,86,070	2,90,767	59,111
„ Sind	861	455	641	282	405	32,570	23,190	26,651	10,024	14,484
„ Madras	2,623	550	2,179	2,759	3,519	81,110	23,100	76,597	83,597	1,17,623
„ Burma	1,366	2,314	2,116	1,755	1,148	48,160	1,06,310	86,655	64,297	48,373
TOTAL	25,472	24,265	11,579	14,160	12,026	9,22,000	11,06,080	4,57,606	4,60,027	4,10,378
Reduced moist (III. B)—	Cwts.	Cwts.	Cwts.	Cwts.	Cwts.					
United Kingdom	1,075	2,910	1,165	1,665	1,289	34,510	1,27,500	40,950	61,019	48,318
Other British Possessions	1	10	..	12	..	130	300	2	475	..
TOTAL BRITISH EMPIRE	1,076	2,920	1,165	1,677	1,289	34,640	1,27,800	40,952	62,304	48,318
Japan	157	3,580
United States of America— Via Pacific Coast	302	15,180
Other Foreign Countries	1	..	2	40	..	38
TOTAL FOREIGN COUNTRIES	459	..	1	..	1	18,760	..	40	..	38
Share of Bengal	229	1,312	73	7,230	54,210	2,836
„ Bombay	603	30	..	38	10	22,140	880	..	1,681	408
„ Sind	15	48	..	1	40	560	2,270	..	54	895
„ Madras	3	651	96	190	31,330	2	..	2,912
„ Burma	685	879	1,093	1,838	1,160	23,280	39,110	47,154	60,759	44,101
TOTAL	1,535	2,920	1,166	1,877	1,290	53,400	1,27,800	40,992	62,304	48,350
Zinc, white—	Cwts.	Cwts.	Cwts.	Cwts.	Cwts.					
Genuine dry (III. B)—										
United Kingdom	1,095	2,956	10,245	2,988	4,769	46,880	1,45,080	5,25,285	96,000	1,86,121
New South Wales	200	20	40	5,750	630	1,150
Australian Commonwealth (Total)	200	20	40	5,750	630	1,150
Other British Possessions	..	6	2	30	15	..	280	118	986	671
TOTAL BRITISH EMPIRE	1,295	2,982	10,287	2,988	4,784	52,830	1,45,990	5,26,548	97,052	1,86,792
Germany	60	2	402	701	..	1,860	50	7,467	16,703
Netherlands	1	20	260	180	1,150	8,407
Belgium	60	107	723	264	..	1,970	5,625	20,802	6,322
Japan	1,622	20	..	109	158	88,580	780	..	5,197	6,854
United States of America— Via Atlantic Coast	519	29,150
TOTAL FOREIGN COUNTRIES	2,141	140	200	1,263	1,383	1,17,730	4,610	5,805	34,696	38,446
Share of Bengal	2,370	1,554	986	2,512	3,716	1,24,220	63,990	34,858	86,841	1,33,255
„ Bombay	788	857	9,008	495	2,032	32,280	57,670	4,69,731	25,738	73,064
„ Sind	20	145	23	33	156	1,180	9,090	1,460	2,145	6,872
„ Madras	71	451	66	376	217	2,250	16,360	2,436	8,684	9,874
„ Burma	187	115	424	611	52	10,420	7,490	24,240	8,310	2,173
TOTAL	3,436	3,122	10,487	4,231	6,157	1,70,200	1,50,600	5,32,353	1,31,748	2,25,238

ARTICLES, AND COUNTRIES OF CONSIGNMENT; ALSO SHARE OF EACH PROVINCE	QUANTITY					VALUE				
	1919-20	1920-21	1921-22	1922-23	1923-24	1919-20	1920-21	1921-22	1922-23	1923-24
Paints and Painters' materials—continued						R	R	R	R	R
Paints and Colours—continued										
Zinc, white—continued	Cwts.	Cwts.	Cwts.	Cwts.	Cwts.					
Reduced dry (III. E)—										
United Kingdom	932	886	100	923	850	21,720	25,570	5,878	15,158	19,392
Germany	158	340	900	1,028	..	4,670	5,796	21,053	23,344
Other Foreign Countries	60	1,246
TOTAL FOREIGN COUNTRIES	..	158	340	909	1,086	..	4,670	5,796	21,058	24,590
Share of Bengal	110	367	186	719	1,116	4,960	11,650	3,503	16,098	21,782
" Bombay	127	158	100	..	150	1,710	3,520	3,373	..	1,631
" Sind	40	20	10	1,980	260	431
" Madras	655	494	244	503	656	13,070	14,600	4,798	14,045	16,837
" Burma	5	..	610	5	..	150	..	6,073	251
TOTAL	932	1,044	530	1,832	1,936	21,720	30,240	11,674	36,216	49,381
Genuine moist (III. E)—	Cwts.	Cwts.	Cwts.	Cwts.	Cwts.					
United Kingdom	13,368	18,115	11,289	23,027	25,501	6,17,490	10,63,980	5,68,033	10,53,519	11,00,091
New South Wales	350	200	101	11,550	13,130	6,363
Queensland	20	..
Australian Commonwealth (Total)	350	200	101	11,550	13,130	6,363	20	..
Other British Possessions	3	..	1	..	3	200	20	74	..	13
TOTAL BRITISH EMPIRE	13,721	18,315	11,391	23,027	25,504	6,29,240	10,77,130	5,74,470	10,58,539	11,00,82
Netherlands	4	60	102	38	2,388	3,67
Japan	1,660	319	..	555	390	69,010	14,510	..	22,735	15,62
United States of America—										
<i>Vid Atlantic Coast</i>	621	20	20	43,470	950	1,100
Other Foreign Countries	2	..	2	..	45	80	..	70	..	85
TOTAL FOREIGN COUNTRIES	2,283	339	26	615	537	1,12,560	15,460	1,208	25,073	20,15
Share of Bengal	4,188	4,330	3,198	139	..	1,65,620	2,26,550	1,54,077	7,382	..
" Bombay	3,197	10,366	3,995	18,620	19,926	4,04,650	6,33,510	2,00,535	3,53,929	3,43,93
" Sind	1,586	994	999	864	1,502	72,660	65,760	46,672	39,336	69,21
" Madras	42	40	4	2	128	2,380	1,680	205	115	4,11
" Burma	1,991	2,924	3,228	4,017	4,485	26,490	1,65,070	1,74,189	1,77,850	2,03,66
TOTAL	16,004	18,654	11,417	23,642	26,041	7,41,800	10,92,590	5,75,678	10,78,612	11,20,04
Reduced moist (III. E)—	Cwts.	Cwts.	Cwts.	Cwts.	Cwts.					
United Kingdom	3,882	11,410	4,476	8,803	5,865	1,30,380	3,99,890	1,53,059	2,53,537	1,71,81
Other British Possessions	4	11	290	260
TOTAL BRITISH EMPIRE	3,886	11,421	4,476	8,803	5,865	1,30,670	4,00,150	1,53,059	2,53,537	1,71,81
Germany	688	1,030	6	240	..	18,160	19,010	195	5,21
Belgium	40	70	..	10	..	890	1,560	..	206	..
Japan	690	200	33,300	8,230
United States of America—										
<i>Vid Atlantic Coast</i>	176	30	9,190	1,41
Other Foreign Countries	25	..	1	21	26	380	..	52	391	6
TOTAL FOREIGN COUNTRIES	831	958	1,031	37	296	43,760	27,950	19,062	792	7,31
Share of Bengal	1,238	3,284	2,658	622	..	36,630	1,05,140	71,234	13,307	..
" Bombay	298	421	99	30	..	9,960	11,590	3,134	2,747	..
" Sind	2,947	3,203	3,540	6,332	5,977	1,22,450	2,90,010	87,956	2,23,744	1,73,0
" Madras	4	..	4	40	90	290	10	154	1,297	2,7
" Burma	130	471	206	1,215	94	6,100	20,760	9,643	13,234	3,3
TOTAL	4,717	12,379	6,507	8,840	6,161	1,74,430	4,23,100	1,72,121	2,54,329	1,79,11

No. 13—continued

ARTICLES, AND COUNTRIES OF CONSIGNMENT; ALSO SHARE OF EACH PROVINCE	QUANTITY					VALUE				
	1919-20	1920-21	1921-22	1922-23	1923-24	1919-20	1920-21	1921-22	1922-23	1923-24
						R	R	R	R	R
Paints and Painters' materials—continued										
Paints and Colours—continued										
Other sorts (III. E)—	Cwts.	Cwts.	Cwts.	Cwts.	Cwts.					
United Kingdom	151,633	193,141	138,637	143,016	178,584	47,61,090	78,16,030	47,33,307	49,31,544	52,70,320
Ceylon	267	165	264	189	161	13,900	8,170	6,700	5,780	7,404
Straits Settlements (including Labuan)	221	281	181	73	223	29,430	23,300	15,569	10,326	23,288
Hongkong	954	815	891	1,507	1,299	8,40,790	2,14,760	2,87,032	3,69,319	2,55,094
Egypt*	125	57	..	—	..	2,470	1,615	..	—
Zanzibar and Pemba	1,308	..	15	24	4	76,290	..	1,200	376	328
Kenya Colony	188	12,300
Canada—										
<i>Via Atlantic Coast</i>	2,402	70	1,55,034	88	..
Western Australia	15
South Australia (including Northern Territory)	20	..	2	1	..	600	..	495	1,378	..
Victoria	14	488
New South Wales	415	312	447	329	88	12,630	12,370	14,257	13,839	2,571
<i>Australian Commonwealth (Total)</i>	435	312	463	330	88	13,230	12,370	15,255	15,217	2,571
Other British Possessions	11	15	3	4	3	770	480	25	127	500
TOTAL BRITISH EMPIRE	158,017	194,804	142,863	145,182	180,362	52,51,790	80,77,650	51,65,797	53,22,767	56,60,255
Sweden	56	..	3	1,140	..	1,244	..
Germany	72	1,300	2,304	11,025	0,880	5,210	1,05,210	81,962	4,83,749	4,71,709
Netherlands	261	677	635	3,279	2,032	13,500	60,110	31,310	90,780	66,332
Belgium	8,529	3,622	8,430	7,603	..	1,27,040	1,00,815	2,38,861	1,57,186
France	406	595	1,201	383	657	42,140	39,240	29,436	20,533	13,755
Spain	103	100	1,045	1,505
Italy	117	1,063	402	640	1,395	2,120	15,790	4,552	6,289	17,568
Turkey, Asiatic	—	—	—	—
Persian Gulf	1,747	..	—	—	—	3,200	..	—	—	—
Perak	1,868	9,230	7,400	..	20	3,320	22,270	44,652	..	264
Philippine Islands and Guam	23	1,680
China (exclusive of Hongkong and Macao)	85	30	64	75	207	38,030	13,470	21,375	18,641	30,054
Japan	926	1,439	400	199	400	58,840	67,550	26,848	25,160	26,598
Egypt*	—	—	—	—	..	—	—	—	—	26
United States of America—										
<i>Via Atlantic Coast</i>	6,988	8,977	4,947	2,466	1,530	3,79,110	7,43,380	5,13,598	1,79,834	1,20,823
<i>„ Pacific „</i>	2,768	6,443	1,409	1,534	1,628	1,55,780	3,93,920	94,847	77,353	97,555
Other Foreign Countries	21	16	20	26	40	900	300	1,086	1,835	1,546
TOTAL FOREIGN COUNTRIES	15,232	33,405	22,404	29,063	25,552	7,03,830	16,99,380	9,40,281	11,55,287	10,10,920
Share of Bengal	78,816	100,432	82,652	79,363	102,920	22,60,990	40,67,150	26,23,074	27,50,950	30,04,368
<i>„ Bombay</i>	69,590	78,450	50,442	61,087	61,125	24,17,360	35,90,700	21,37,389	23,50,661	22,24,591
<i>„ Sind</i>	7,945	16,954	6,294	7,933	11,425	2,98,490	6,83,130	2,87,739	3,07,615	3,69,165
<i>„ Madras</i>	11,028	18,616	9,111	13,058	13,762	4,47,510	9,57,580	4,68,611	5,43,935	5,10,608
<i>„ Burma</i>	9,892	13,755	16,763	12,804	16,779	5,31,270	4,72,470	6,27,665	6,24,393	4,77,413
TOTAL	173,299	228,209	165,267	174,245	205,914	59,55,620	97,77,030	61,16,078	64,78,054	66,71,175

* shown as a Foreign Country from 1923-24.

ARTICLES, AND COUNTRIES OF CONSIGNMENT; ALSO SHARE OF EACH PROVINCE	QUANTITY					VALUE				
	1919-20	1920-21	1921-22	1922-23	1923-24	1919-20	1920-21	1921-22	1922-23	1923-24
Paints and Painters' materials—continued						R	R	R	R	R
Paints and Colours—concluded										
Total Paints and Colours—	Cwts.	Cwts.	Cwts.	Cwts.	Cwts.					
United Kingdom	225,353	292,030	203,278	228,874	257,934	73,52,000	1,26,36,410	79,48,098	84,76,708	84,92,960
Aden and Dependencies	10	102	..	3	7	710	3,500	..	100	527
Ceylon	1,405	2,339	3,709	3,098	2,398	25,270	23,050	32,610	26,635	21,524
Straits Settlements (including Labuan)	221	342	140	104	221	29,480	24,360	16,080	11,836	23,402
Hongkong	974	913	975	1,760	1,474	3,41,900	2,18,840	2,40,378	3,06,031	2,63,021
Egypt*	127	57	2,580	1,615
Zanzibar and Pemba	1,358	..	15	24	4	77,690	..	1,200	376	328
Kenya Colony	188	12,300
Canada—										
<i>Vid Atlantic Coast</i>	2,402	70	1,55,034	38	..
Western Australia	15
South Australia (including Northern Territory)	20	..	2	1	..	600	..	495	1,378	..
Victoria	14	488
New South Wales	965	532	588	323	88	29,030	26,130	21,770	13,839	2,571
Queensland	20	..
<i>Australian Commonwealth (Total)</i>	985	532	604	330	88	30,530	26,130	22,768	15,237	2,571
Other British Possessions	3	..	3	1	37	90	30	25	27	654
TOTAL BRITISH EMPIRE	230,497	297,285	216,183	234,134	262,166	78,70,570	1,29,35,080	84,18,706	88,97,187	88,04,006
Sweden	56	100	3	1,140	3,360	1,244	3
Germany	272	2,796	14,401	26,118	23,761	13,330	2,53,140	5,11,202	8,88,030	7,10,355
Netherlands	342	1,010	1,855	4,593	3,363	18,000	99,650	86,180	1,35,136	1,10,502
Belgium	675	6,906	4,840	11,039	8,604	7,480	1,99,800	1,46,229	3,18,005	1,90,729
France	431	651	1,411	388	661	48,020	43,430	35,756	30,201	14,333
Spain	103	100	1,645	1,505
Italy	317	1,502	1,490	1,450	2,205	3,520	21,790	34,876	22,534	37,746
Austria	308	2	10,404	635
Hungary
Turkey, Asiatic
Persian Gulf	1,754	3,560
Persia	1,868	9,280	7,400	..	20	3,320	22,270	44,652	..	264
Philippine Islands and Guam	23	1,680
China (exclusive of Hongkong and Macao)	85	36	70	75	207	38,030	14,200	22,215	18,641	30,054
Japan	21,265	5,250	9,308	13,537	9,945	7,90,720	2,30,850	3,54,022	4,50,870	2,97,547
Egypt*	26
Madagascar	180	1,207
United States of America—										
<i>Vid Atlantic Coast</i>	11,271	15,825	5,480	2,942	2,278	7,00,380	9,98,830	5,61,159	2,16,046	1,76,228
" Pacific "	3,120	6,466	1,411	1,545	1,628	1,78,610	3,96,080	95,097	79,193	97,591
Other Foreign Countries	22	20	20	26	30	960	710	1,086	1,739	942
TOTAL FOREIGN COUNTRIES	41,445	49,798	47,736	62,513	53,083	17,97,700	23,11,950	18,95,834	21,73,814	16,87,666
Share of Bengal	109,015	142,117	122,190	115,256	138,585	36,39,220	63,08,430	42,73,621	39,92,554	39,66,116
" <i>Bombay</i>	115,828	123,230	84,514	112,563	100,361	49,29,760	66,63,010	35,94,718	42,13,913	36,12,133
" <i>Sind</i>	14,714	29,519	11,854	18,237	23,036	5,83,910	12,36,040	5,26,087	7,62,376	8,51,066
" <i>Madras</i>	25,516	33,087	14,354	20,243	21,178	5,84,120	11,53,340	6,98,509	8,22,735	8,38,218
" <i>Bihar</i>	16,869	28,730	31,057	30,358	32,636	8,31,260	13,86,140	12,21,605	12,80,345	12,24,799
TOTAL	271,942	347,083	263,969	296,707	315,249	96,68,270	1,52,47,010	1,03,14,540	1,10,71,031	1,04,92,662

* Shown as a Foreign Country from 1923-24.

No. 13—continued

ARTICLES, AND COUNTRIES OF CONSIGNMENT; ALSO SHARE OF EACH PROVINCE	QUANTITY					VALUE				
	1919-20	1920-21	1921-22	1922-23	1923-24	1919-20	1920-21	1921-22	1922-23	1923-24
Paints and Painters' materials—continued						R	R	R	R	R
Painters' materials (other than paints and colours)—										
Turpentine—										
Genuine turpentine (III. E)—	Cwts.	Cwts.	Cwts.	Cwts.	Cwts.					
United Kingdom	4,537	5,790	3,020	3,149	2,608	3,06,270	4,97,470	2,80,015	2,51,787	2,16,411
Straits Settlements (including Labuan)	1	..	1	108	10	50	45	60	1,501
Natal	20	2,000
Other British Possessions	1	2	1	1	..	270	170	90	170	83
TOTAL BRITISH EMPIRE	4,558	5,793	3,021	3,151	2,804	8,08,550	4,97,690	2,80,150	2,52,017	2,17,995
Norway	3	..	19	240	..	1,673	..
Borneo (Dutch)	698	7,060
United States of America— Vid Atlantic Coast	1,175	1,903	220	270	144	1,10,240	1,05,510	10,370	25,223	15,453
„ Pacific „	40	4,610
Other Foreign Countries	2	50	4	189
TOTAL FOREIGN COUNTRIES	1,215	1,911	220	289	844	1,14,900	1,05,750	10,370	26,909	23,302
Share of Bengal	1,312	2,381	1,096	1,691	1,305	1,65,610	2,47,000	94,606	1,45,615	70,134
„ Bombay	2,885	1,966	1,328	737	881	1,97,640	1,75,300	1,04,568	56,537	73,569
„ Sind	402	1,031	137	395	274	23,410	75,270	7,669	25,603	19,563
„ Madras	209	948	114	166	512	20,020	59,060	13,409	18,317	27,926
„ Burma	465	476	568	458	476	26,770	45,810	50,269	32,645	44,755
TOTAL	5,773	6,804	3,241	3,440	3,648	4,23,450	6,03,440	2,70,520	2,78,917	2,41,297
Argentine substitute (III. E)—	Cwts.	Cwts.	Cwts.	Cwts.	Cwts.					
United Kingdom	2,082	1,855	983	1,994	1,547	85,360	57,900	48,041	67,804	55,045
Ceylon	340	2,810
Straits Settlements (including Labuan)	547	1,106	1,188	1,055	..	5,860	21,970	24,230	18,097	..
TOTAL BRITISH EMPIRE	2,629	2,801	2,171	3,049	1,547	91,210	82,680	72,271	86,901	55,045
Netherlands	1	187
Persia	315	6,150	..
United States of America— Vid Atlantic Coast	116	114	2,738	3,501
„ Pacific „	207	10	6,370	370
TOTAL FOREIGN COUNTRIES	207	10	1	430	114	6,370	370	187	8,894	3,501
Share of Bengal	611	403	45	1,248	194	23,990	15,350	1,768	26,222	6,581
„ Bombay	1,414	1,929	1,650	1,509	1,101	53,990	53,120	57,323	48,066	38,322
„ Sind	62	108	89	147	310	3,090	4,710	4,708	5,481	10,254
„ Madras	726	359	388	675	38	14,790	8,910	8,659	15,026	1,487
„ Burma	24	12	18	1,720	930	1,901
TOTAL	2,836	2,811	2,172	3,479	1,601	97,580	83,050	72,458	94,706	58,546
Varnish (III. E)—	Cwts.	Cwts.	Cwts.	Cwts.	Cwts.					
United Kingdom	22,482	28,555	11,947	18,969	20,988	19,86,520	20,02,820	12,49,302	17,55,882	16,12,384
Ceylon	79	1	8	2	100	9,850	318	730	354
Straits Settlements (including Labuan)	74	52	54	41	38	5,180	2,110	2,175	2,868	3,817
Hongkong	213	160	218	237	216	5,720	4,610	6,407	7,070	6,301
Other British Possessions	2	9	2	190	690	..	10	180
TOTAL BRITISH EMPIRE	22,771	28,855	12,200	19,255	21,240	19,97,810	26,20,080	12,58,282	17,66,080	16,22,536
Germany	22	85	241	574	..	1,990	5,371	16,973	34,693
Netherlands	79	..	44	336	..	9,830	188	2,603	27,840
Belgium	18	107	25	3,617	3,021	1,507
France	44	2	3	2	..	4,920	542	314	332
Japan	18	2	1	1,030	260	60	10	..
United States of America— Vid Atlantic Coast	4,537	3,350	595	1,939	1,797	2,80,500	3,91,670	93,140	1,46,563	1,53,973
„ Pacific „	106	651	6	16	149	6,170	41,310	720	1,910	19,689
Other Foreign Countries	18	140	..	120	6	1,123
TOTAL FOREIGN COUNTRIES	4,660	4,148	707	1,450	2,901	2,87,840	4,49,080	1,03,708	1,71,460	2,38,156
Share of Bengal	7,831	11,945	4,016	4,320	7,015	6,97,980	9,40,850	4,65,335	4,26,492	5,09,860
„ Bombay	12,090	11,107	4,616	8,307	8,061	10,70,130	11,78,890	5,40,945	9,16,105	7,05,702
„ Sind	3,172	4,182	607	3,215	3,409	2,60,980	4,00,760	56,343	2,77,074	2,66,667
„ Madras	2,556	3,181	1,914	2,087	3,321	2,31,820	3,19,260	1,50,445	1,78,999	2,53,267
„ Burma	1,752	2,558	1,855	2,186	2,215	1,24,710	2,30,240	1,18,902	1,39,799	1,26,188
TOTAL	27,451	33,093	12,907	20,705	24,147	22,85,650(a)	30,70,060	13,61,070	19,37,469	18,50,694

(a) Duty was collected on Rs. 22,73,700 in 1919-20.

ARTICLES, AND COUNTRIES OF CONSIGNMENT; ALSO SHARE OF EACH PROVINCE	QUANTITY					VALUE				
	1910-20	1920-21	1921-22	1922-23	1923-24	1910-20	1920-21	1921-22	1922-23	1923-24
Paints and Painters' materials—continued						R	R	R	R	R
<i>Painters' materials (other than paints and colours)—contd.</i>										
Other kinds (III. B)—										
United Kingdom	—	—	—	—	—	3,97,600	4,01,350	3,00,230	2,00,088	3,25,086
Aden and Dependencies	—	—	—	—	—	11,220	820	1,066	1,409	667
Ceylon	—	—	—	—	—	1,240	600	1,386	19,033	34,353
Straits Settlements (including Labuan)	—	—	—	—	—	920	60	3,967	78	36
Hongkong	—	—	—	—	—	430	12,010	16
Other British Possessions	—	—	—	—	—	2	..	212
TOTAL BRITISH EMPIRE	—	—	—	—	—	5,11,500	4,14,340	3,16,676	3,17,268	3,60,254
Germany	—	—	—	—	—	..	12,080	4,809	30,762	26,411
Netherlands	—	—	—	—	—	4,770	14,070	2,210	10,987	3,909
Belgium	—	—	—	—	—	2,907	1,235
France	—	—	—	—	—	1,040	2,310	1,024	1,177	3,548
Switzerland	—	—	—	—	—	3,510	1,070	1,212
Italy	—	—	—	—	—	33,360	22,700	13,728	8,418	11,263
Turkey, Asiatic	—	—	—	—	—	—	—
Red Sea	—	—	—	—	—	3,300	690	—	—	—
Maakat Territory and Trucial Oman	—	—	—	—	—	18,320	25,400	3,555	11,417	10,099
Other Native States in Arabia	—	—	—	—	—	1,720	10,610	17,516	2,177	757
Japan	—	—	—	—	—	5,240	2,520	3,591	1,504	2,423
Egypt*	—	—	—	—	—	—	—	—	—	1,443
United States of America—	—	—	—	—	—	—	—	—	—	—
Via Atlantic Coast	—	—	—	—	—	12,350	11,070	12,623	432	2,503
" Pacific "	—	—	—	—	—	210	16
Other Foreign Countries	—	—	—	—	—	190	660	655	590	233
TOTAL FOREIGN COUNTRIES	—	—	—	—	—	84,910	1,08,780	60,023	70,390	75,730
Share of Bengal	—	—	—	—	—	2,56,650	1,46,930	79,287	30,888	50,511
" Bombay	—	—	—	—	—	1,68,800	1,62,300	2,24,304	1,65,065	2,19,167
" Sind	—	—	—	—	—	34,710	36,070	13,680	24,478	34,208
" Madras	—	—	—	—	—	57,360	97,550	44,536	71,821	74,913
" Burma	—	—	—	—	—	98,800	75,270	14,391	45,406	17,185
TOTAL	—	—	—	—	—	5,90,410	5,18,120	3,76,698	3,87,658	4,35,984
Total value of Painters' materials (other than paints and colours)—										
United Kingdom	—	—	—	—	—	28,75,840	35,59,540	18,06,657	23,72,161	22,08,926
Aden and Dependencies	—	—	—	—	—	11,220	510	1,066	1,604	755
Ceylon	—	—	—	—	—	1,700	13,280	1,704	19,808	34,782
Straits Settlements (including Labuan)	—	—	—	—	—	11,970	24,100	30,417	20,608	4,854
Hongkong	—	—	—	—	—	6,160	16,620	6,422	7,079	6,301
Egypt*	—	—	—	—	—	..	20
Natal	—	—	—	—	—	2,000
Other British Possessions	—	—	—	—	—	100	630	2	10	212
TOTAL BRITISH EMPIRE	—	—	—	—	—	29,09,070	36,14,790	19,06,358	24,21,255	22,56,830
Norway	—	—	—	—	—	..	240	..	1,673	..
Germany	—	—	—	—	—	..	14,070	10,180	47,785	63,004
Netherlands	—	—	—	—	—	4,770	23,900	2,535	13,590	31,749
Belgium	—	—	—	—	—	3,617	5,928	2,742
France	—	—	—	—	—	1,040	7,280	1,666	1,401	3,881
Switzerland	—	—	—	—	—	3,510	1,070	1,212	..	75
Italy	—	—	—	—	—	33,360	22,700	13,728	8,418	11,301

* Shown as a Foreign Country from 1923-24.

No. 13—continued

ARTICLES, AND COUNTRIES OF ORIGIN OF CONSIGNMENT; ALSO SHARE OF EACH PROVINCE	QUANTITY					VALUE				
	1919-20	1920-21	1921-22	1922-23	1923-24	1919-20	1920-21	1921-22	1922-23	1923-24
Paints and Painters' materials—continued						R	R	R	R	R
Turkey, Asiatic	—	—	—	—	—	—	—	—	—	—
Red Sea	—	—	—	—	—	3,300	690	—	—	—
Persian Gulf	—	—	—	—	—	50	—	—	—	—
Maskat Territory and Trucial Oman	—	—	—	—	—	18,320	25,400	3,556	11,417	10,090
Other Native States in Arabia	—	—	—	—	—	1,720	10,610	17,516	2,177	757
Persia	—	—	—	—	—	—	70	15	6,232	79
Borneo (Dutch)	—	—	—	—	—	—	—	—	—	7,660
Japan	—	—	—	—	—	6,270	2,780	8,651	1,514	2,451
Egypt*	—	—	—	—	—	—	—	—	—	1,148
United States of America—										
<i>Via</i> Atlantic Coast	—	—	—	—	—	4,03,090	5,08,850	1,16,138	1,74,066	1,74,530
" Pacific "	—	—	—	—	—	17,360	41,680	720	1,910	19,705
Other Foreign Countries	—	—	—	—	—	330	590	700	498	1,315
TOTAL FOREIGN COUNTRIES	—	—	—	—	—	4,94,020	6,59,880	1,75,188	2,77,584	3,40,691
<i>Share of Bengal</i>	—	—	—	—	—	10,14,230	13,50,160	6,40,995	6,79,417	6,76,736
" Bombay	—	—	—	—	—	14,90,560	15,69,610	9,27,640	11,84,773	10,41,161
" Sind	—	—	—	—	—	3,22,190	5,16,810	82,300	3,32,036	3,31,012
" Madras	—	—	—	—	—	3,23,990	4,84,800	2,47,049	2,84,163	3,57,583
" Burma	—	—	—	—	—	2,52,120	3,53,290	1,83,562	2,17,860	1,90,929
TOTAL	—	—	—	—	—	84,03,090	62,74,670	20,81,546	26,98,839	25,96,521
Total value of Paints and Painters' materials—										
United Kingdom	—	—	—	—	—	1,02,28,440	1,61,05,950	98,15,653	1,08,48,029	1,07,01,895
Aden and Dependencies	—	—	—	—	—	11,930	4,100	1,066	1,604	1,282
Ceylon	—	—	—	—	—	26,970	36,330	34,404	46,593	50,300
Straits Settlements (including Labuan)	—	—	—	—	—	41,450	48,550	46,497	32,468	28,256
Hongkong	—	—	—	—	—	3,48,050	2,85,460	2,46,800	3,73,100	2,69,322
Egypt*	—	—	—	—	—	—	2,600	1,615	—	—
Natal	—	—	—	—	—	9,090	—	—	—	200
Zanzibar and Pemba	—	—	—	—	—	77,090	—	1,200	376	540
Kenya Colony	—	—	—	—	—	12,300	80	—	—	—
Canada—										
<i>Via</i> Atlantic Coast	—	—	—	—	—	—	70	1,55,034	88	—
Western Australia	—	—	—	—	—	—	—	15	—	—
South Australia (including Northern Territory)	—	—	—	—	—	600	—	495	1,878	—
Victoria	—	—	—	—	—	—	—	490	—	—
New South Wales	—	—	—	—	—	20,120	26,550	21,770	18,839	2,571
Queensland	—	—	—	—	—	—	—	—	20	—
<i>Australian Commonwealth (Total)</i>	—	—	—	—	—	30,720	26,550	22,770	15,237	2,571
Other British Possessions	—	—	—	—	—	—	160	25	87	454
TOTAL BRITISH EMPIRE	—	—	—	—	—	1,07,79,640	1,65,49,850	1,08,25,064	1,13,18,442	1,10,60,826
Sweden	—	—	—	—	—	—	1,140	3,360	1,244	195
Norway	—	—	—	—	—	—	840	60	1,767	—
Germany	—	—	—	—	—	18,570	2,87,210	5,21,382	9,35,765	7,82,359
Netherlands	—	—	—	—	—	27,860	1,23,550	28,715	1,48,726	1,42,251
Belgium	—	—	—	—	—	7,480	1,99,800	1,40,846	3,23,993	1,93,471
France	—	—	—	—	—	44,760	50,600	37,322	31,782	18,214
Spain	—	—	—	—	—	—	—	—	1,651	1,505
Switzerland	—	—	—	—	—	3,510	1,070	1,507	874	75
Italy	—	—	—	—	—	36,830	44,490	48,004	30,952	49,047
Austria	—	—	—	—	—	—	—	100	10,404	718
Hungary	—	—	—	—	—	—	—	—	—	—
Turkey, Asiatic	—	—	—	—	—	3,300	690	—	—	—
Red Sea	—	—	—	—	—	3,610	—	—	—	—
Persian Gulf	—	—	—	—	—	—	—	—	—	—

* Shown as a Foreign Country from 1923-24.

ARTICLES, AND COUNTRIES OF CONSIGNMENT; ALSO SHARE OF EACH PROVINCE	QUANTITY					VALUE				
	1919-20	1920-21	1921-22	1922-23	1923-24	1919-20	1920-21	1921-22	1922-23	1923-24
Paints and Painters' materials—concluded						R	R	R	R	R
<i>Total value of Paints and Painters' materials—contd.</i>										
Maskat Territory and Trucial Oman	—	—	—	—	—	18,320	25,420	3,555	11,417	19,409
Other Native States in Arabia	—	—	—	—	—	1,720	10,060	17,516	2,177	825
Persia	—	—	—	—	—	3,550	22,340	41,607	6,282	343
Java	—	—	—	—	—	1,020	240	..	406	21
Borneo (Dutch)	—	—	—	—	—	7,600
Philippine Islands and Guam	—	—	—	—	—	1,680
China (exclusive of Hongkong and Macao)	—	—	—	—	—	38,030	14,850	22,415	18,643	39,806
Japan	—	—	—	—	—	7,98,990	2,33,630	3,57,673	4,52,390	2,99,991
Egypt*	—	—	—	—	—	1,468
Madagascar	—	—	—	—	—	1,207
United States of America—										
<i>Via Atlantic Coast.</i>	—	—	—	—	—	11,03,170	15,07,080	6,77,292	3,91,012	3,50,751
" Pacific "	—	—	—	—	—	1,90,970	4,37,700	95,817	81,103	1,17,291
Other Foreign Countries	—	—	—	—	—	40	..	1,191	780	1,051
TOTAL FOREIGN COUNTRIES	—	—	—	—	—	22,91,720	29,71,830	20,71,022	21,51,428	20,28,357
<i>Share of Bengal</i>	—	—	—	—	—	46,53,450	71,58,640	49,14,616	46,71,971	46,42,851
" Bombay "	—	—	—	—	—	55,20,320	72,32,620	46,22,358	53,97,791	46,53,591
" Sind "	—	—	—	—	—	9,06,100	17,52,850	6,03,387	10,95,012	11,82,071
" Madras "	—	—	—	—	—	3,08,110	16,38,140	9,45,558	11,06,901	11,96,831
" Burma "	—	—	—	—	—	10,33,380	17,39,430	14,05,167	14,98,195	14,14,821
TOTAL	—	—	—	—	—	1,30,71,300	1,95,21,680	1,23,96,086	1,27,69,870	1,30,89,181
Paper and Pasteboard—										
<i>Paper—</i>										
Packing Paper (III. M) —	Cwts.	Cwts.	Cwts.	Cwts.	Cwts.					
United Kingdom	45,088	49,915	66,144	58,927	15,637	8,76,540	10,52,490	9,02,267	8,48,239	4,39,151
Ceylon	6	2	..	35	21	460	140	..	1,305	711
Straits Settlements (including Labuan)	1,265	11,054	2,079	60	66	26,630	1,63,110	27,065	2,047	3,231
Hongkong	754	1,003	1,539	1,017	662	10,350	18,020	25,793	18,458	13,721
Egypt*	9	1,272
Canada—										
<i>Via Atlantic Coast</i>	..	475	26,570
TOTAL BRITISH EMPIRE	47,093	62,449	69,771	60,045	16,386	9,13,980	18,80,330	9,56,397	8,65,049	4,56,821
Russia—										
Northern Russia	..	1,115	..	207	196	..	36,290	..	2,364	2,641
Finland	1,443	6,242	5,352	29,799	1,19,014	1,00,071
Sweden	3,447	13,882	10,630	16,506	20,196	1,00,250	6,64,060	2,82,161	3,70,665	4,14,271
Norway	4,819	30,718	3,349	11,994	7,433	1,47,570	12,26,790	1,00,732	2,71,635	1,48,321
Denmark	458	380	6,580	3,306	..
Germany	..	2,957	12,087	26,826	35,228	..	1,27,660	2,84,885	5,68,580	6,77,471
Netherlands	664	5,484	6,933	8,197	8,438	15,040	2,70,810	1,45,217	1,48,201	1,30,051
Belgium	..	274	218	1,205	1,020	..	20,530	12,432	32,813	40,381
France	41	82	22	3,222	5,188	61
Switzerland	..	1,045	..	24	183	..	86,530	..	1,000	4,011
Italy	12	103	20	70	62	1,170	7,420	420	4,375	2,301
Austria	757	2,204	27,864	45,861
Hungary
Czechoslovakia	49	91	1,431	1,791
China (exclusive of Hongkong and Macao)	29	58	116	100	54	580	2,860	2,670	4,762	1,861
Japan	7,460	3,457	22	23	1,572	2,26,600	1,52,290	652	931	47,671
United States of America—										
<i>Via Atlantic Coast.</i>	20,967	30,141	2,767	22,954	135	3,38,570	6,42,570	41,308	1,99,821	4,361
" Pacific "	..	3,654	602	249	17	20	2,57,350	51,240	16,863	761
Other Foreign Countries	10	..	4
TOTAL FOREIGN COUNTRIES	37,398	92,288	38,086	95,955	82,212	8,27,810	34,44,160	9,59,331	17,85,913	16,22,901

Continued from 1923-24

No. 13—continued

ARTICLES, AND COUNTRIES OF CONSIGNMENT; ALSO SHARE OF EACH PROVINCE	QUANTITY					VALUE				
	1919-20	1920-21	1921-22	1922-23	1923-24	1919-20	1920-21	1921-22	1922-23	1923-24
Paper and Pasteboard— continued						R	R	R	R	R
Paper—continued										
Packing Paper (III. M)— continued	Cwts.	Cwts.	Cwts.	Cwts.	Cwts.					
Share of Bengal	7,723	25,936	8,515	21,542	28,700	2,80,920	12,48,110	2,20,790	4,63,193	5,95,104
„ Bombay	7,045	49,166	27,903	47,759	46,488	3,74,560	22,37,500	7,89,918	11,66,659	10,30,210
„ Sind	1,209	1,720	852	1,710	2,601	26,240	82,540	33,141	41,140	53,824
„ Madras	1,121	5,186	2,215	6,519	7,844	29,130	3,19,050	97,827	1,27,407	1,43,410
„ Burma	67,333	72,729	63,912	78,470	12,902	10,50,940	14,17,290	7,68,043	8,52,563	2,57,835
TOTAL	84,491	154,737	102,457	156,000	18,508	17,41,790 (b)	53,04,490	10,15,728	26,50,902	20,79,789
Printing paper—										
Newsprinting (III. M) (a)—					Cwts.					
United Kingdom	—	—	—	—	15,920	—	—	—	—	3,03,327
Ceylon	—	—	—	—	40	—	—	—	—	649
TOTAL BRITISH EMPIRE	—	—	—	—	15,960	—	—	—	—	3,03,976
Russia—										
Northern Russia	—	—	—	—	96	—	—	—	—	2,025
Finland	—	—	—	—	2,573	—	—	—	—	45,767
Sweden	—	—	—	—	18,770	—	—	—	—	2,81,652
Norway	—	—	—	—	78,460	—	—	—	—	12,89,276
Denmark	—	—	—	—	613	—	—	—	—	11,028
Germany	—	—	—	—	57,808	—	—	—	—	9,60,829
Netherlands	—	—	—	—	4,054	—	—	—	—	75,371
Belgium	—	—	—	—	1,077	—	—	—	—	19,708
Italy	—	—	—	—	1,722	—	—	—	—	39,754
Austria	—	—	—	—	18,800	—	—	—	—	2,03,393
Czechoslovakia	—	—	—	—	25	—	—	—	—	408
TOTAL FOREIGN COUNTRIES	—	—	—	—	184,616	—	—	—	—	30,19,211
Share of Bengal	—	—	—	—	67,738	—	—	—	—	11,17,837
„ Bombay	—	—	—	—	77,010	—	—	—	—	12,37,019
„ Sind	—	—	—	—	11,351	—	—	—	—	1,74,241
„ Madras	—	—	—	—	33,875	—	—	—	—	6,90,692
„ Burma	—	—	—	—	10,608	—	—	—	—	1,93,498
TOTAL	—	—	—	—	2,00,582	—	—	—	—	33,23,187
Other Sorts (III. M) (b)—					Cwts.					
United Kingdom	—	—	—	—	83,007	—	—	—	—	24,61,838
Other British Possessions	—	—	—	—	18	—	—	—	—	434
TOTAL BRITISH EMPIRE	—	—	—	—	83,115	—	—	—	—	24,62,272
Finland	—	—	—	—	2,220	—	—	—	—	50,413
Sweden	—	—	—	—	3,956	—	—	—	—	1,04,941
Norway	—	—	—	—	27,774	—	—	—	—	6,73,993
Germany	—	—	—	—	52,831	—	—	—	—	13,00,068
Netherlands	—	—	—	—	13,534	—	—	—	—	3,02,737
Belgium	—	—	—	—	4,880	—	—	—	—	1,63,638
Italy	—	—	—	—	567	—	—	—	—	14,133
Austria	—	—	—	—	6,683	—	—	—	—	1,86,677
Czechoslovakia	—	—	—	—	351	—	—	—	—	9,612
Japan	—	—	—	—	1,475	—	—	—	—	41,277
United States of America Via Atlantic Coast	—	—	—	—	297	—	—	—	—	15,278
TOTAL FOREIGN COUNTRIES	—	—	—	—	1,14,568	—	—	—	—	28,62,667

(a) Separately re-ported from 1923-24.

(b) Duty was collected on Rs. 17,41,300 in 1910-20.

ARTICLES, AND COUNTRIES OF CONSIGNMENT; ALSO SHARE OF EACH PROVINCE	QUANTITY					VALUE				
	1919-20	1920-21	1921-22	1922-23	1923-24	1919-20	1920-21	1921-22	1922-23	1923-24
Paper and Pastboard— <i>continued</i>						R	R	R	R	R
<i>Paper—continued</i>					Cwts.					
Printing paper— <i>continued</i>										
Other sorts (III. M) (a)— <i>continued.</i>										
Share of Bengal	—	—	—	—	53,512	—	—	—	—	15,68,780
" Bombay	—	—	—	—	83,173	—	—	—	—	21,34,849
" Sind	—	—	—	—	14,311	—	—	—	—	3,58,011
" Madras	—	—	—	—	33,724	—	—	—	—	8,96,920
" Burma	—	—	—	—	12,963	—	—	—	—	3,66,379
TOTAL	—	—	—	—	197,683	—	—	—	—	53,24,939
Total Printing Paper (III. M)—	Cwts.	Cwts.	Cwts.	Cwts.	Cwts.					
United Kingdom	48,410	102,934	61,603	114,412	99,017	17,57,030	1,16,12,300	23,10,417	34,83,422	27,65,165
Ceylon	48	127	18	1,497	47	1,700	6,160	1,163	52,462	666
Canada—										
Fid Atlantic Coast	1,433	66,770
British West India Islands.	..	610	24,120
Other British Possessions	21	17	..	830	417
TOTAL BRITISH EMPIRE	48,458	105,035	61,621	115,909	99,031	17,58,790	1,17,10,180	23,11,580	35,35,884	27,66,248
Russia—										
Northern Russia	1,930	4,304	..	100	98	83,180	1,87,980	..	1,638	2,025
Finland	6,458	10,501	4,793	1,74,006	2,06,325	90,180
Sweden	26,239	84,130	43,808	40,328	22,735	6,35,490	39,54,130	12,06,859	8,48,001	3,80,593
Norway	74,914	177,177	58,972	138,539	106,243	10,70,290	76,08,670	18,74,732	30,53,478	19,63,269
Denmark	5,960	2,272	892	613	..	2,76,580	68,633	18,326	11,028
Germany	13,589	26,596	44,764	110,639	..	6,27,820	7,13,917	10,23,310	22,00,897
Netherlands	514	9,151	6,237	13,283	18,188	12,750	4,32,340	1,71,224	3,13,463	3,78,108
Belgium	308	16,419	11,080	8,988	5,957	7,160	9,15,740	4,30,046	2,44,952	1,83,346
France	49	57	4,020	4,025
Switzerland	247	112	1,793	182	..	6,900	6,320	87,196	6,388	..
Italy	711	173	2,724	2,239	..	25,120	3,279	39,923	53,887
Austria	3,283	6,152	25,483	70,297	1,35,220	4,79,970
Hungary	1,006	68,720
Czechoslovakia	1,612	370	41,993	10,920
Japan	1,105	18,744	1,247	1,940	1,475	51,200	10,38,060	38,860	70,715	41,277
United States of America—										
Fid Atlantic Coast	46,353	81,667	4,084	884	297	18,42,520	16,46,830	2,44,882	40,675	15,278
" Pacific "	607	28,630
Other Foreign Countries	10	16	320	650
TOTAL FOREIGN COUNTRIES	152,226	362,929	166,664	270,895	290,184	45,97,120	1,67,70,710	50,43,165	60,50,807	58,81,878
Share of Bengal	66,971	198,860	67,369	179,882	121,250	23,15,390	97,91,160	23,70,940	30,78,457	26,86,617
" Bombay	102,000	314,591	80,129	162,726	160,183	29,42,520	94,03,690	22,31,667	35,87,901	33,71,863
" Sind	8,663	24,877	23,663	26,173	26,662	3,67,320	14,42,160	8,47,633	5,88,062	5,32,252
" Madras	11,996	75,860	27,566	59,288	67,599	4,10,110	46,17,520	10,62,440	16,01,949	14,97,512
" Burma	11,054	53,786	19,618	49,735	23,571	3,20,670	33,36,370	8,51,105	7,30,322	5,69,877
TOTAL	200,684	557,984	218,285	386,804	308,265	63,55,910	2,84,89,890	73,54,685	95,86,691	86,44,120

(a) Separately recorded from 1923-24.

No. 13—continued.

ARTICLES, AND COUNTRIES OF CONSIGNMENT; ALSO SHARE OF EACH PROVINCE	QUANTITY					VALUE				
	1919-20	1920-21	1921-22	1922-23	1923-24	1919-20	1920-21	1921-22	1922-23	1923-24
Paper and Pasteboard— <i>continued</i>										
Paper—continued										
Writing paper and envelopes—					Cwts.					
Writing paper in large sheets (111. M) (a)—										
United Kingdom	—	—	—	—	82,488	—	—	—	—	29,09,058
Ceylon	—	—	—	—	4	—	—	—	—	114
Straits Settlements (includ- ing Labuan)	—	—	—	—	19	—	—	—	—	1,131
Hongkong	—	—	—	—	26	—	—	—	—	1,292
Canada—										
Via Atlantic Coast	—	—	—	—	670	—	—	—	—	45,540
TOTAL BRITISH EMPIRE	—	—	—	—	83,315	—	—	—	—	30,16,081
Finland	—	—	—	—	5,007	—	—	—	—	1,16,340
Sweden	—	—	—	—	1,699	—	—	—	—	50,970
Norway	—	—	—	—	8,511	—	—	—	—	3,06,294
Germany	—	—	—	—	30,055	—	—	—	—	0,21,078
Netherlands	—	—	—	—	12,564	—	—	—	—	3,71,636
Belgium	—	—	—	—	357	—	—	—	—	13,613
Italy	—	—	—	—	123	—	—	—	—	3,973
Austria	—	—	—	—	4,786	—	—	—	—	1,20,232
Czechoslovakia	—	—	—	—	432	—	—	—	—	10,041
China (exclusive of Hongkong and Macao)	—	—	—	—	39	—	—	—	—	2,167
United States of America—										
Via Atlantic Coast	—	—	—	—	3,363	—	—	—	—	1,08,834
„ Pacific „	—	—	—	—	1	—	—	—	—	241
Other Foreign Countries	—	—	—	—	13	—	—	—	—	1,366
TOTAL FOREIGN COUNTRIES	—	—	—	—	67,460	—	—	—	—	17,99,265
Share of Bengal	—	—	—	—	35,838	—	—	—	—	12,14,456
„ Bombay	—	—	—	—	53,832	—	—	—	—	15,79,123
„ Sind	—	—	—	—	12,068	—	—	—	—	3,97,166
„ Madras	—	—	—	—	40,946	—	—	—	—	13,11,360
„ Burma	—	—	—	—	7,781	—	—	—	—	3,13,230
TOTAL	—	—	—	—	1,50,865	—	—	—	—	48,15,336
Note and letter paper and envelopes (111. M) (a)—					Cwts.					
United Kingdom	—	—	—	—	7,042	—	—	—	—	5,44,946
Straits Settlements (in- cluding Labuan)	—	—	—	—	19	—	—	—	—	2,804
Hongkong	—	—	—	—	65	—	—	—	—	4,971
Other British Possessions	—	—	—	—	4	—	—	—	—	311
TOTAL BRITISH EMPIRE	—	—	—	—	7,130	—	—	—	—	5,53,122

(a) Separately recorded from 1923-24.

GENERAL IMPORTS

(362)

No. 13—continued

ARTICLES, AND COUNTRIES OF CONSIGNMENT, ALSO SHARE OF EACH PROVINCE	QUANTITY					VALUE				
	1919-20	1920-21	1921-22	1922-23	1923-24	1919-20	1920-21	1921-22	1922-23	1923-24
Paper and Pasteboard— continued						R	R	R	R	R
<i>Paper—continued</i>										
Writing paper and envelopes— continued					Cwts.					
Note and letter paper and envelopes (III. M.) (a)— continued										
Sweden	—	—	—	—	268	—	—	—	—	9,982
Germany	—	—	—	—	3,977	—	—	—	—	1,04,957
Netherlands	—	—	—	—	170	—	—	—	—	9,020
Belgium	—	—	—	—	20	—	—	—	—	1,310
France	—	—	—	—	11	—	—	—	—	1,110
Italy	—	—	—	—	47	—	—	—	—	1,331
Austria	—	—	—	—	179	—	—	—	—	10,927
Egypt†	—	—	—	—	27	—	—	—	—	1,221
Japan	—	—	—	—	92	—	—	—	—	14,817
United States of America—										
<i>Via Atlantic Coast</i>	—	—	—	—	115	—	—	—	—	7,620
" Pacific "	—	—	—	—	13	—	—	—	—	1,040
Other Foreign Countries	—	—	—	—	43	—	—	—	—	1,390
TOTAL FOREIGN COUNTRIES	—	—	—	—	4,974	—	—	—	—	2,54,740
<i>Share of Bengal</i>	—	—	—	—	1,225	—	—	—	—	1,05,410
" Bombay	—	—	—	—	4,637	—	—	—	—	2,88,720
" Sind	—	—	—	—	2,309	—	—	—	—	1,60,190
" Madras	—	—	—	—	2,834	—	—	—	—	1,61,340
" Burma	—	—	—	—	1,199	—	—	—	—	92,180
TOTAL	—	—	—	—	12,104	—	—	—	—	8,07,860
Total Writing paper and envelopes (b)—			Cwts.	Cwts.	Cwts.					
United Kingdom	—	—	55,481	101,498	89,530	23,64,070	1,11,22,130	32,49,580	42,94,447	35,13,000
Ceylon	—	—	104	150	8	1,340	23,350	10,870	13,564	41
Straits Settlements (including Labuan)	—	—	32	52	38	3,260	1,750	1,739	3,292	4,020
Hongkong	—	—	121	157	90	4,460	4,140	6,246	8,596	6,200
Canada— <i>Via Atlantic Coast</i>	—	—	..	28	879	..	3,58,090	..	13,028	45,540
Other British Possessions	—	—	..	2	..	2,300	..	5	60	..
TOTAL BRITISH EMPIRE	—	—	55,738	101,885	90,545	23,75,430	1,15,09,400	32,63,440	43,32,987	36,69,200
Russia— Northern Russia	—	—	1,01,580
Finland	—	—	1,684	2,848	5,607	64,561	76,468	1,16,300
Sweden	—	—	6,631	5,089	1,867	36,280	12,85,180	2,51,370	1,75,546	60,900
Norway	—	—	6,168	14,622	8,511	5,89,590	26,94,080	1,05,192	4,57,404	3,06,200
Denmark	—	—	84,970
Germany	—	—	7,858	14,218	34,032	..	4,51,700	2,80,468	4,97,444	8,16,600
Netherlands	—	—	4,674	10,688	12,740	7,110	1,71,030	1,60,566	3,50,801	3,80,500
Belgium	—	—	1,245	2,449	383	3,250	2,00,240	72,128	96,988	14,800
France	—	—	40	19	11	16,090	1,830	2,701	4,253	1,100
Switzerland	—	—	6	19	39,510	575	4,450	..
Italy	—	—	1,044	204	170	6,410	10,270	1,27,278	8,104	5,300
Austria	—	—	60	570	4,965	1,326	21,610	1,37,100
Hungary	—	—	11,220
Czechoslovakia	—	—	1,179	774	406	—	—	38,648	24,948	10,800
China (exclusive of Hongkong and Macão)	—	—	52	46	48	1,000	2,020	2,652	2,642	2,700
Japan	—	—	1,692	129	99	1,53,620	9,50,740	92,872	15,150	15,300
Egypt*	—	—	—	—	33	—	—	—	—	2,000
United States of America—										
<i>Via Atlantic Coast</i>	—	—	3,702	2,888	3,478	12,91,540	28,91,540	2,13,076	1,53,823	1,76,400
" Pacific "	—	—	..	1	14	10,060	6,650	268	124	1,300
Other Foreign Countries	—	—	1	300	3	..
TOTAL FOREIGN COUNTRIES	—	—	35,936	64,564	72,424	21,14,900	88,51,410	15,10,571	18,80,848	20,53,000

(a) Separately recorded from 1923-24.
 (b) Quantity shown from 1921-22.
 * Shown as a Foreign Country from 1923-24.

No. 13—continued

ARTICLES, AND COUNTRIES OF CONSIGNMENT; ALSO SHARE OF EACH PROVINCE	QUANTITY					VALUE				
	1919-20	1920-21	1921-22	1922-23	1923-24	1919-20	1920-21	1921-22	1922-23	1923-24
Paper and Pasteboard— continued						R	R	R	R	R
Paper—continued										
Writing paper and envelopes— concluded										
Total Writing paper and envelopes (a)—continued			Cwts.	Cwts.	Cwts.					
Share of Bengal	—	—	11,825	21,614	36,863	7,79,030	14,43,700	7,54,212	9,96,604	13,19,371
„ Bombay	—	—	54,135	72,529	68,409	24,31,300	96,24,640	23,51,358	24,75,269	18,67,351
„ Sind	—	—	3,982	12,936	14,377	2,85,520	17,53,420	2,62,778	5,34,678	5,57,364
„ Madras	—	—	16,379	37,666	43,730	7,64,900	34,73,740	10,33,501	15,99,140	14,72,703
„ Burma	—	—	5,353	11,705	8,980	1,59,630	10,60,370	3,86,162	5,67,244	4,05,417
TOTAL	—	—	91,674	156,449	162,969	44,90,380	2,03,90,570	47,38,011	62,22,985	50,23,200
Old newspaper in bales and bags (III. M) (a)—					Cwts.					
United Kingdom	—	—	—	—	439,977	—	—	—	—	32,87,049
Ceylon	—	—	—	—	410	—	—	—	—	4,043
Straits Settlements (including Labuan)	—	—	—	—	120	—	—	—	—	1,450
TOTAL BRITISH EMPIRE	—	—	—	—	440,513	—	—	—	—	32,92,554
Norway	—	—	—	—	232	—	—	—	—	4,864
United States of America— Via Atlantic Coast	—	—	—	—	850	—	—	—	—	6,395
TOTAL FOREIGN COUNTRIES	—	—	—	—	1,082	—	—	—	—	11,249
Share of Bengal	—	—	—	—	36,474	—	—	—	—	2,99,189
„ Bombay	—	—	—	—	156,510	—	—	—	—	10,73,377
„ Sind	—	—	—	—	83,215	—	—	—	—	6,57,139
„ Madras	—	—	—	—	32,096	—	—	—	—	4,21,119
„ Burma	—	—	—	—	113,300	—	—	—	—	8,52,379
TOTAL	—	—	—	—	441,595	—	—	—	—	33,03,893
Other kinds of paper (III. M)—	Cwts.	Cwts.	Cwts.	Cwts.	Cwts.					
United Kingdom	171,252	159,742	194,601	274,142	15,829	28,24,270	43,65,240	27,28,911	33,58,898	9,50,170
Ceylon	2,585	265	253	702	1	50,450	20,800	2,890	6,846	37
Straits Settlements (including Labuan)	5,552	1,386	1,159	1,343	1,695	1,11,540	55,720	24,584	24,869	30,629
Hongkong	1,385	2,858	1,669	2,096	2,392	66,680	1,43,180	79,784	1,24,078	1,17,945
Egypt†	2	..	6	—	..	100	..	1,982	—
Zanzibar and Pemba	503	29	3	10,160	626	83
Kenya Colony	401	10,390
Canada—										
Via Atlantic Coast	33	24	..	3,380	1,094
„ Pacific „	10
Victoria	1	20	..	10	27
New South Wales	1	1,984	60	81,550	110
Australian Commonwealth (Total)	1,986	80	81,570	..	10	137
Other British Possessions	44	680	..	22	..	7
TOTAL BRITISH EMPIRE	181,729	160,210	187,682	278,318	19,944	30,74,250	46,30,250	28,36,191	35,17,307	11,00,162

(a) Separately recorded from 1923-24.
† Shown as a Foreign Country from 1923-24.

ARTICLES, AND COUNTRIES OF CONSIGNMENT; ALSO SHARE OF EACH PROVINCE	QUANTITY					VALUE				
	1919-20	1920-21	1921-22	1922-23	1923-24	1919-20	1920-21	1921-22	1922-23	1923-24
						R	R	R	R	R
Paper and Pasteboard— <i>continued</i>										
Paper—continued										
Other kinds of paper (III. M) <i>—continued</i>										
Russia—										
Northern Russia	200	294	11,940	17,871
Pacific Ports	100	7,720
Finland	666	1,191	125	21,545	25,392	3,15
Sweden	6,673	10,432	4,492	12,970	4,111	1,90,590	6,71,270	2,00,527	4,00,945	1,36,71
Norway	4,907	21,584	2,654	11,972	2,579	1,34,480	9,44,670	82,751	3,86,531	80,33
Denmark	220	..	10	4,778	103	34
Germany	6,708	7,264	16,441	16,957	..	5,15,640	3,45,659	6,83,585	0,36,10
Netherlands	123	2,776	1,277	2,921	1,611	3,820	1,39,440	45,453	74,828	42,32
Belgium	212	7,817	1,180	1,283	2,597	14,840	10,12,420	1,01,908	70,679	1,64,22
France	251	204	61	22	119	1,02,010	18,420	15,505	1,908	12,74
Spain	413	75,260
Switzerland	109	2	1	9,330	350	272	..
Italy	116	150	52	347	243	13,100	10,120	6,578	25,731	10,48
Austria	4,720	1	..	1,898	1,580	52,590	370	..	1,07,531	90,50
Hungary
Czechoslovakia	730	441	27,748	11,50
China (exclusive of Hong- kong and Manch.)	2,823	3,505	1,025	2,371	1,786	2,23,500	1,56,890	1,43,955	1,74,179	1,37,41
Japan	4,454	3,760	1,070	1,072	830	2,43,550	4,50,170	88,928	78,505	78,50
United States of America—										
Vid Atlantic Coast	56,789	70,190	18,553	28,080	1,281	13,80,570	15,69,600	2,77,143	5,97,402	1,22,21
" Pacific "	4,042	4,284	1,780	1,021	7	1,00,300	92,690	50,672	21,474	1,51
Other Foreign Countries	50	..	1	2	20	160	10	25	48	76
TOTAL FOREIGN COUNTRIES	87,573	134,820	41,441	82,326	84,356	20,99,080	55,71,980	14,03,543	26,85,801	15,28,490
Share of Bengal	25,760	48,500	17,322	40,045	12,219	9,56,560	26,59,440	8,84,733	10,94,566	7,63,303
" Bombay	171,901	138,325	145,378	136,435	23,968	32,20,300	46,09,550	21,61,827	30,19,656	11,35,226
" Sind	38,938	62,424	33,146	64,517	2,196	5,41,560	10,27,540	4,89,233	7,15,156	1,26,437
" Madras	25,649	33,217	21,843	49,637	6,761	7,12,230	11,95,100	4,33,982	8,44,624	2,54,640
" Burma	7,054	12,540	6,434	30,010	9,756	3,02,160	7,20,570	2,69,959	5,29,166	3,48,986
TOTAL	269,302	205,036	220,123	360,644	54,300	57,73,330	1,02,03,230(a)	42,89,784	62,03,108(a)	26,28,598
Paper manufactures (III. M) <i>(b)—</i>										
United Kingdom	11,668	12,238	17,080	7,44,010	18,34,070	16,22,457	10,70,923	14,39,984
Ceylon	7	4	2	810	2,150	337	563	452
Straits Settlements (Includ- ing Labuan)	125	122	379	66,660	37,430	13,373	7,213	38,581
Hongkong	439	1,101	575	21,060	11,430	15,339	37,627	26,275
Egypt*	7	30	..	545	..
Canada—										
Vid Atlantic Coast	2	78,610	75	1,057	..
South Australia (including Northern Territory)	30
Victoria	1	4	230	140	89	343	285
New South Wales	5	..	9	90	2,070	604	10	2,724
Queensland	20
Australian Commonwealth (Total)	5	1	13	370	2,210	693	353	3,009
Other British Possessions	2	20	1,200	20
TOTAL BRITISH EMPIRE	12,243	13,475	18,049	8,33,530	19,62,190	16,52,274	11,18,289	15,08,301

(a) Duty was collected on R1,02,02,410 in 1920-21 and on R62,03,106 in 1922-23.
 (b) Quantity shown from 1921-22.
 * Shown as a Foreign Country from 1922-24.

No. 13—continued

COUNTRIES AND COUNTRIES OF ORIGIN OF EACH PROVINCE	QUANTITY					VALUE				
	1919-20	1920-21	1921-22	1922-23	1923-24	1919-20	1920-21	1921-22	1922-23	1923-24
Paper and Pasteboard—						R	R	R	R	R
<i>inwards</i>										
<i>per—continued</i>										
Foreign manufactures (III. M) (a)			Cwts.	Cwts.	Cwts.					
<i>contd.</i>										
Sweden	—	—	29	141	269	1,220	14,620	5,822	7,724	13,093
Norway	—	—	..	111	94	..	7,920	..	5,024	1,874
Germany	—	—	1,083	2,455	1,545	..	28,700	56,017	1,00,690	97,544
Netherlands	—	—	12	180	409	40	920	3,241	8,037	22,716
Belgium	—	—	3	80	407	40	10,830	1,003	1,341	28,114
France	—	—	73	37	187	3,010	23,210	12,812	6,478	24,001
Switzerland	—	—	24	89	89	9,870	17,270	7,713	5,541	1,963
Italy	—	—	8	65	59	4,160	2,820	1,927	14,408	6,813
Borneo (Dutch)	—	—	..	5	90	1,347	10,868
China (exclusive of Hongkong and Macao)	—	—	932	1,049	135	3,06,270	6,20,020	89,938	1,86,155	6,484
Japan	—	—	783	817	1,055	2,60,180	2,42,250	77,122	92,307	70,115
Egypt*	—	—	—	—	16	—	—	—	—	1,275
United States of America—										
<i>Via Atlantic Coast</i>	—	—	3,185	618	438	2,86,320	11,13,330	8,12,503	20,043	68,111
<i>" Pacific "</i>	—	—	13	171	33	3,01,910	4,010	996	10,079	4,681
Other Foreign Countries	—	—	5	1	30	..	310	1,501	112	1,422
TOTAL FOREIGN COUNTRIES	—	—	6,150	6,072	4,858	12,63,320	20,86,210	5,71,195	4,70,146	3,52,734
Share of Bengal	—	—	7,710	6,784	10,354	15,53,720	24,26,370	10,72,733	5,67,505	7,92,907
<i>" Bombay</i>	—	—	1,992	2,641	2,416	1,29,500	2,76,620	1,69,017	1,53,891	1,62,386
<i>" Sind</i>	—	—	192	714	1,154	40,430	88,030	27,762	47,083	61,831
<i>" Madras</i>	—	—	3,917	3,902	3,183	1,34,460	7,37,320	3,74,217	3,11,457	3,23,948
<i>" Burma</i>	—	—	4,585	6,208	5,798	2,38,390	5,20,160	5,79,740	6,08,499	5,19,963
TOTAL	—	—	183,96	20,147	22,005	20,96,850	40,48,400	22,23,450	16,88,435(b)	18,61,035(b)
Total Paper (a)—			Cwts.	Cwts.	Cwts.					
United Kingdom	—	—	369,497	561,217	677,070	—	—	1,08,13,012	1,30,50,930	1,23,94,522
Ceylon	—	—	382	2,388	495	—	—	15,260	74,745	6,329
Straits Settlements (including Labuan)	—	—	3,395	1,583	2,298	—	—	66,761	37,421	77,032
Hongkong	—	—	8,768	4,371	3,719	—	—	1,27,162	1,88,759	1,64,146
Egypt*	—	—	9	15	—	—	—	1,277	2,587	—
Canada—										
<i>Via Atlantic Coast</i>	—	—	..	28	903	—	—	75	14,085	46,640
Victoria	—	—	..	1	4	—	—	80	853	312
New South Wales	—	—	5	..	9	—	—	604	10	2,834
Australian Commonwealth (Total)	—	—	5	1	13	—	—	693	363	3,116
Other British Possessions	—	—	2	29	20	—	—	42	626	514
TOTAL BRITISH EMPIRE	—	—	3,77,058	5,60,632	684,518	—	—	1,10,24,882	1,38,69,510	1,26,98,229
Russia—										
Northern Russia	—	—	204	307	292	—	—	17,871	4,002	4,672
Finland	—	—	10,151	20,782	15,897	—	—	2,89,010	4,27,630	3,16,633
Sweden	—	—	65,590	75,124	49,178	—	—	19,45,789	18,12,781	10,11,622
Norway	—	—	71,143	177,238	125,092	—	—	22,53,467	41,75,062	25,04,955
Denmark	—	—	2,951	1,273	624	—	—	80,191	21,845	11,424
Germany	—	—	54,888	104,704	198,401	—	—	16,87,436	28,76,609	44,88,047
Netherlands	—	—	19,133	35,269	41,386	—	—	5,32,701	8,96,230	9,53,767
Belgium	—	—	14,285	13,955	10,373	—	—	6,23,517	4,55,778	4,30,895
France	—	—	272	160	339	—	—	38,265	17,827	38,731

(a) Quantity shown from 1921-22.
(b) Duty was collected on Rs 15,88,420 in 1922-23 and on Rs 18,60,785 in 1923-24.
* Shows as a Foreign Country from 1923-24.

ARTICLES, AND COUNTRIES OF CONSIGNMENT; ALSO SHARES OF EACH PROVINCE	QUANTITY					VALUE				
	1919-20	1920-21	1921-22	1922-23	1923-24	1919-20	1920-21	1921-22	1922-23	1923-24
Paper and Pasteboard— <i>continued</i>										
<i>Paper—concluded</i>										
<i>Total Paper (a)—continued</i>			Cwts.	Cwts.	Cwts.			R	R	R
Switzerland	—	—	1,825	315	272	—	—	45,834	17,051	5,977
Italy	—	—	1,297	3,413	2,823	—	—	1,30,482	92,601	78,792
Austria	—	—	3,825	9,372	34,232	—	—	72,160	2,92,225	7,53,501
Hungary	—	—	—	—
Czechoslovakia	—	—	1,179	3,165	1,374	—	—	38,648	96,170	40,155
Borneo (Dutch)	—	—	..	5	110	—	—	..	1,347	11,628
Java	—	—	3	—	—	1,044
China (exclusive of Hongkong and Macao)	—	—	3,025	4,460	2,023	—	—	2,30,224	3,07,738	1,51,481
Japan	—	—	4,914	3,987	5,090	—	—	2,98,434	2,57,058	2,52,922
Egypt*	—	—	—	—	49	—	—	—	—	3,286
United States of America—										
<i>Via Atlantic Coast</i>	—	—	32,201	55,433	6,479	—	—	10,80,012	10,20,764	3,82,837
<i>„ Pacific „</i>	—	—	2,395	1,442	71	—	—	1,03,176	48,540	8,276
Other Foreign Countries	—	—	16	2	9	—	—	694	58	1,118
TOTAL FOREIGN COUNTRIES	—	—	288,877	510,412	494,114	—	—	94,96,745	1,28,82,515	1,14,51,322
<i>Share of Bengal</i>	—	—	112,771	209,867	245,860	—	—	53,09,417	62,00,325	64,56,991
<i>„ Bombay</i>	—	—	309,537	461,999	448,034	—	—	77,03,987	1,04,03,376	86,41,518
<i>„ Sind</i>	—	—	66,835	106,049	129,768	—	—	10,60,547	19,76,019	19,88,847
<i>„ Madras</i>	—	—	71,890	157,012	180,653	—	—	29,91,967	41,84,577	41,13,344
<i>„ Burma</i>	—	—	104,902	146,126	174,397	—	—	28,55,700	31,87,734	29,45,851
TOTAL	—	—	665,935	1,080,044	1,178,632	—	—	2,05,21,627	2,62,52,031	2,41,44,551
Pasteboard, Millboard, and Cardboard of all kinds—										
<i>Strawboards (III. H) (b)—</i>					Cwts.					
United Kingdom	—	—	—	—	3,408	—	—	—	—	36,141
Other British Possessions	—	—	—	—	51	—	—	—	—	701
TOTAL BRITISH EMPIRE	—	—	—	—	3,519	—	—	—	—	36,841
Sweden	—	—	—	—	170	—	—	—	—	1,33
Denmark	—	—	—	—	100	—	—	—	—	72
Germany	—	—	—	—	35,294	—	—	—	—	2,84,04
Netherlands	—	—	—	—	118,954	—	—	—	—	10,77,86
Belgium	—	—	—	—	5,101	—	—	—	—	45,76
Formosa	—	—	—	—	200	—	—	—	—	1,87
China (exclusive of Hongkong and Macao)	—	—	—	—	210	—	—	—	—	1,30
Japan	—	—	—	—	300	—	—	—	—	2,82
Other Foreign Countries	—	—	—	—	34	—	—	—	—	83
TOTAL FOREIGN COUNTRIES	—	—	—	—	160,363	—	—	—	—	14,17,36
<i>Share of Bengal</i>	—	—	—	—	44,782	—	—	—	—	4,45,85
<i>„ Bombay</i>	—	—	—	—	57,014	—	—	—	—	7,10,58
<i>„ Sind</i>	—	—	—	—	8,006	—	—	—	—	72,86
<i>„ Madras</i>	—	—	—	—	16,827	—	—	—	—	1,61,94
<i>„ Burma</i>	—	—	—	—	4,366	—	—	—	—	62,69
TOTAL	—	—	—	—	168,282	—	—	—	—	14,54,21

(a) Quantity shown from 1921-22.
 (b) Separately recorded from 1923-24.
 *Shown as a Foreign Country from 1923-24.

No. 18 -continued

ARTICLES AND COUNTRIES OF CONSIGNMENT; ALSO SHARE OF EACH PROVINCE	QUANTITY					VALUE				
	1919-20	1920-21	1921-22	1922-23	1923-24	1919-20	1920-21	1921-22	1922-23	1923-24
Paper and Pasteboard— continued										
Pasteboard, millboard, and cardboard of all kinds— continued										
Other kinds (III. M) (a)—					Cwts.					
United Kingdom	—	—	—	—	9,116	—	—	—	—	2,62,616
Straits Settlements (includ- ing Labuan)	—	—	—	—	31	—	—	—	—	1,673
Hongkong	—	—	—	—	793	—	—	—	—	13,565
					9,940					2,77,854
Finland	—	—	—	—	200	—	—	—	—	2,416
Sweden	—	—	—	—	16,881	—	—	—	—	3,02,282
Norway	—	—	—	—	1,159	—	—	—	—	10,242
Germany	—	—	—	—	3,239	—	—	—	—	80,711
Netherlands	—	—	—	—	571	—	—	—	—	11,680
Belgium	—	—	—	—	37	—	—	—	—	1,200
Austria	—	—	—	—	105	—	—	—	—	2,840
United States of America—										
Via Atlantic Coast	—	—	—	—	742	—	—	—	—	27,578
" Pacific "	—	—	—	—	1,911	—	—	—	—	34,000
Other Foreign Countries	—	—	—	—	38	—	—	—	—	1,881
TOTAL FOREIGN COUNTRIES					24,883					4,88,857
Share of Bengal	—	—	—	—	18,575	—	—	—	—	3,59,416
" Bombay	—	—	—	—	4,961	—	—	—	—	1,37,696
" Sind	—	—	—	—	190	—	—	—	—	8,030
" Madras	—	—	—	—	10,865	—	—	—	—	2,55,985
" Burma	—	—	—	—	252	—	—	—	—	5,704
TOTAL					34,823					7,61,711
Manufactures of Pasteboard, Millboard and Cardboard (III. M) (a)—					Cwts.					
United Kingdom	—	—	—	—	10,629	—	—	—	—	6,46,585
Straits Settlements (includ- ing Labuan)	—	—	—	—	10	—	—	—	—	1,506
Victoria	—	—	—	—	..	—	—	—	—	7
Australian Commonwealth (Total)	—	—	—	—	..	—	—	—	—	7
TOTAL BRITISH EMPIRE					10,648					6,48,098
Sweden	—	—	—	—	1,246	—	—	—	—	24,278
Germany	—	—	—	—	480	—	—	—	—	86,663
Netherlands	—	—	—	—	68	—	—	—	—	1,849
Belgium	—	—	—	—	230	—	—	—	—	18,331
Franco	—	—	—	—	28	—	—	—	—	7,164
Switzerland	—	—	—	—	85	—	—	—	—	1,453
Japan	—	—	—	—	247	—	—	—	—	6,968
United States of America—										
Via Atlantic Coast	—	—	—	—	27	—	—	—	—	4,372
" Pacific "	—	—	—	—	32	—	—	—	—	1,831
Other Foreign Countries	—	—	—	—	57	—	—	—	—	1,178
TOTAL FOREIGN COUNTRIES					2,450					99,067
Share of Bengal	—	—	—	—	2,711	—	—	—	—	1,16,939
" Bombay	—	—	—	—	395	—	—	—	—	27,131
" Sind	—	—	—	—	477	—	—	—	—	20,058
" Madras	—	—	—	—	8,485	—	—	—	—	5,29,655
" Burma	—	—	—	—	1,030	—	—	—	—	44,351
TOTAL					13,098					7,47,166

(a) Separately recorded from 1923-24.

GENERAL IMPORTS

(368)

No. 13—continued

COUNTRIES AND COUNTRIES OF ORIGIN OF EACH PROVINCE	QUANTITY					VALUE				
	1919-20	1920-21	1921-22	1922-23	1923-24	1919-20	1920-21	1921-22	1922-23	1923-24
AND PASTEBOARD—contd.						R	R	R	R	R
PASTEBOARD, MILLBOARD, AND CORRUGATED BOARD OF ALL KINDS—(Inward)										
(Pasteboard, millboard, and cardboard of all kinds (I, M)—	Cwts.	Cwts.	Cwts.	Cwts.	Cwts.					
United Kingdom	7,705	17,037	8,095	9,440	23,213	2,05,990	6,74,700	3,53,597	3,37,025	9,45,500
Ceylon	691	1	45	13,430	190	5
Straits Settlements (including Labuan)	8,929	62	96	17	56	1,40,340	1,020	1,335	1,277	3,300
Hongkong	9	793	1,235	13,500
Cape of Good Hope	368	13,770
Canada—										
Via Atlantic Coast	8,277	2,599	12,259	2,51,430	1,11,210	7,17,360
Victoria
New South Wales	1,997	1,01,440
Australian Commonwealth (Total)	1,997	1,01,440
TOTAL BRITISH EMPIRE	25,970	22,296	20,450	9,475	24,107	6,24,960	8,88,600	10,72,302	3,39,537	9,92,100
Finland	23	..	200	788	..	2,000
Sweden	1,800	10,485	2,580	5,331	18,293	34,570	3,73,830	70,746	93,680	3,27,000
Norway	342	1,788	390	888	1,159	7,540	59,559	4,295	18,625	19,000
Denmark	545	628	1,065	100	..	16,640	19,550	10,782	..
Germany	3,315	5,396	16,076	39,022	..	1,18,320	1,70,258	1,93,275	4,02,000
Netherlands	9,554	65,745	61,277	90,984	119,593	1,55,060	11,60,660	7,15,528	8,78,762	10,91,000
Belgium	1,616	2,542	1,733	5,368	..	30,120	40,467	17,483	60,000
France	11	2	9	23	..	2,690	1,433	1,386	7,000
Switzerland	25	..	3	35	..	330	..	528	1,000
Italy	20	1	30	21	..	1,980	275	2,253	..
Austria	30	..	141	1,402	..	8,000
Hungary	220	3,520
Formosa	200	1,000
China (exclusive of Hongkong and Macao)	15,340	1,140	..	58	210	1,97,260	1,37,600	..	4,880	1,000
Japan	116,504	76,075	41,953	268	552	17,72,140	13,25,540	5,74,664	10,626	10,000
Egypt*	42
United States of America—										
Via Atlantic Coast	4,878	12,121	2,051	763	780	1,95,080	5,16,170	1,85,612	33,243	32,000
" Pacific "	17	12	158	205	1,943	850	800	2,802	9,644	35,000
Other Foreign Countries	14
TOTAL FOREIGN COUNTRIES	148,433	173,118	117,931	117,413	187,696	23,62,500	37,38,760	18,17,620	12,75,167	20,000
Share of Bengal	71,011	100,339	41,865	32,093	66,068	11,47,710	26,93,640	12,88,303	5,07,266	9,22,000
" Bombay	33,889	69,192	76,391	67,033	92,368	13,82,710	13,13,740	10,78,219	6,81,516	6,75,000
" Sind	636	3,611	6,804	9,768	9,572	11,410	81,920	80,559	95,738	1,04,000
" Madras	14,851	13,023	11,480	11,713	36,157	3,93,700	4,49,750	3,87,642	2,17,619	9,47,000
" Burma	4,116	4,249	3,141	6,281	7,638	61,930	38,350	55,069	1,12,555	1,12,000
TOTAL	174,403	195,414	138,381	129,888	211,803	29,37,460	46,27,400	28,89,922	16,14,704	29,63,000

* Shown as a Foreign Country from 1923-24.

No. 13—continued

ARTICLES, AND COUNTRIES OF CONSIGNMENT; ALSO SHARE OF EACH PROVINCE	QUANTITY					VALUE				
	1919-20	1920-21	1921-22	1922-23	1923-24	1919-20	1920-21	1921-22	1922-23	1923-24
Paper and Pasteboard— <i>—concluded</i>						R	R	R	R	R
Total Paper and Pasteboard(a)—			Cwts.	Cwts.	Cwts.					
United Kingdom	—	—	377,592	570,066	700,283	87,72,510	3,12,81,020	1,11,67,119	1,33,87,055	1,33,39,865
Ceylon	—	—	382	2,388	540	69,250	52,850	16,260	74,745	6,840
Straits Settlements (including Labuan)	—	—	3,491	1,000	2,354	3,48,430	2,29,030	68,096	38,608	81,297
Hongkong	—	—	3,763	4,380	4,512	1,02,550	1,66,870	1,27,162	1,89,994	1,77,711
Egypt*	—	—	9	15	—	..	220	1,277	2,687	..
Cape of Good Hope	—	—	13,770
Zanzibar and Pemba	—	—	..	29	20	12,480	830	..	625	500
Kanya Colony	—	—	10,390
Canada—										
Via Atlantic Coast	—	—	12,259	28	903	2,51,430	6,39,630	7,17,435	14,085	46,640
" Pacific "	—	—	10
British West India Islands	—	—	24,120
South Australia (including Northern Territory)	—	—	30
Victoria	—	—	..	1	4	280	160	89	363	319
New South Wales	—	—	5	..	9	160	1,85,060	604	10	2,834
Queensland	—	—	20
Australian Commonwealth (Total)	—	—	6	1	13	430	1,85,220	693	363	3,153
Other British Possessions	—	—	2	700	1,260	42	..	14
TOTAL BRITISH EMPIRE	—	—	597,503	579,107	708,625	95,80,940	3,25,81,060	1,20,97,084	1,37,09,053	1,36,56,029
Russia—										
Northern Russia	—	—	294	307	292	38,180	3,37,790	17,871	4,002	4,072
Pacific Ports	—	—	7,720
Finland	—	—	10,174	20,782	16,097	2,90,698	4,27,039	3,19,049
Sweden	—	—	68,170	80,456	67,471	10,07,400	69,93,020	20,16,485	19,06,461	13,39,516
Norway	—	—	71,533	178,126	126,251	28,58,470	1,25,32,680	22,57,702	41,93,687	25,24,197
Denmark	—	—	3,579	2,336	724	..	3,28,130	99,741	32,627	12,144
Germany	—	—	60,284	120,780	237,423	..	18,69,840	18,57,094	30,69,884	48,90,957
Netherlands	—	—	80,410	126,253	160,979	1,91,820	21,75,200	12,78,229	17,74,992	20,45,172
Belgium	—	—	16,827	15,688	15,741	25,290	21,39,380	6,68,984	4,73,256	4,91,179
France	—	—	274	169	362	1,21,110	50,170	39,698	19,213	45,895
Spain	—	—	75,260	2	..
Switzerland	—	—	1,825	318	307	16,770	1,08,590	45,834	18,179	7,457
Italy	—	—	1,293	3,443	2,844	25,140	57,790	1,39,757	94,854	79,180
Austria	—	—	3,355	9,872	34,378	78,562	2,92,225	7,57,135
Hungary	—	—	52,590	78,860
Czechoslovakia	—	—	1,179	3,165	1,374	38,648	96,170	40,155
Java	—	—	8	..	5	..	230	1,044	..	643
Borneo (Dutch)	—	—	..	5	124	1,347	12,128
Formosa	—	—	200	1,872
China (exclusive of Hong- kong and Macao)	—	—	3,025	4,524	2,283	8,18,610	9,51,710	2,39,224	3,72,618	1,52,684
Japan	—	—	46,767	4,255	5,642	27,12,290	41,54,050	8,73,098	2,69,284	2,63,715
Egypt*	—	—	91	3,892
United States of America—										
Via Atlantic Coast	—	—	35,242	56,196	7,259	54,54,610	83,82,040	12,74,624	10,54,007	4,16,374
" Pacific "	—	—	2,533	1,647	12,014	4,41,770	3,60,500	1,05,778	58,184	44,116
Other Foreign Countries	—	—	16	2	4	470	20	694	51	475
TOTAL FOREIGN COUNTRIES	—	—	406,808	627,825	681,810	1,38,64,780	4,04,73,220	1,13,14,346	1,41,57,682	1,34,51,607
Share of Bengal	—	—	154,336	241,960	311,925	70,43,330	2,32,62,420	65,97,720	67,07,591	73,79,233
" Bombay	—	—	385,928	529,023	640,402	1,06,41,690	2,74,50,670	87,82,236	1,70,84,892	95,17,075
" Sind	—	—	72,639	114,617	139,340	12,72,530	44,80,600	17,41,106	20,71,757	29,93,795
" Madras	—	—	83,370	168,725	216,320	24,34,550	1,06,92,480	33,79,609	47,02,198	50,60,908
" Burma	—	—	108,043	152,407	181,945	21,53,620	71,42,110	29,10,778	33,00,299	30,56,627
TOTAL	—	—	804,316	1,206,932	1,390,435	2,34,45,720	7,30,34,280	2,34,11,449	2,78,66,735	2,71,07,636

(a) Quantity shown from 1921-22.
* Shown as a Foreign Country from 1927-24.

No. 13—continued

ARTICLES, AND COUNTRIES OF CONSIGNMENT; ALSO SHARE OF EACH PROVINCE	QUANTITY					VALUE				
	1919-20	1920-21	1921-22	1922-23	1923-24	1919-20	1920-21	1921-22	1922-23	1923-24
Paper making materials—						R	R	R	R	R
<i>Pulp of Wood (II, I)—</i>	Cwts.	Cwts.	Cwts.	Cwts.	Cwts.					
United Kingdom	2,000	4,009	48,284	5,683	..	28,890	1,67,280	5,92,325	73,308	..
Hongkong	8,571	1,40,950
Canada—										
<i>Via Atlantic Coast</i>	2,098	20,398	80,000	7,18,560
TOTAL BRITISH EMPIRE	2,000	9,678	68,682	5,683	..	28,890	3,88,320	13,10,885	73,368	..
Sweden	62,813	40,704	57,695	59,580	60,800	9,07,620	9,06,840	11,31,052	7,46,518	7,57,177
Norway	34,877	66,430	16,131	74,498	79,152	4,46,970	15,55,570	6,76,759	10,12,145	11,24,012
Germany	600	36,647	27,378	40,260	15,380	7,060	11,66,800	3,42,847	6,90,288	1,64,251
Netherlands	560	6,424	..	203	..	8,850	1,80,900	..	2,705	..
Belgium	8,561	13,002	2,74,800	6,57,437
Japan	1,002	31,240
United States of America—										
<i>Via Atlantic Coast</i>	9,842	21,354	8,031	1,83,520	5,28,150	3,15,190
Other Foreign Countries	1	30
TOTAL FOREIGN COUNTRIES	108,692	179,121	123,139	174,561	154,031	15,54,020	46,02,080	30,54,525	28,52,046	20,46,440
<i>Share of Bengal</i>	107,494	188,789	187,463	172,046	151,632	15,33,260	49,90,510	42,82,612	23,10,776	19,89,296
<i>Bombay</i>	3,195	2	4,319	8,197	3,059	49,650	60	80,963	1,14,151	49,366
<i>Madras</i>	8	39	..	220	..	430	1,835	..	6,778
<i>Burma</i>	1	487	..
TOTAL	110,692	188,799	191,821	180,244	154,031	15,82,910	49,91,000	43,65,410	24,25,414	20,45,440
Rags and other materials (II, I)—	Cwts.	Cwts.	Cwts.	Cwts.	Cwts.					
United Kingdom	27	11	10	910	423	268
Ceylon	388	2,508
TOTAL BRITISH EMPIRE	27	..	388	11	10	910	..	2,508	423	268
<i>Share of Bengal</i>	11	423	..
<i>Bombay</i>	27	910
<i>Madras</i>	388	2,508
<i>Burma</i>	10	268
TOTAL	27	..	388	11	10	910	..	2,508	423	268
Total Paper making materials—	Cwts.	Cwts.	Cwts.	Cwts.	Cwts.					
British Empire	2,027	9,678	69,070	5,694	10	29,500	3,88,320	13,13,393	73,791	268
Foreign Countries	108,692	179,121	123,139	174,561	154,031	15,54,020	46,02,080	30,54,525	13,52,046	20,45,440
TOTAL	110,719	188,799	192,209	180,265	154,041	15,83,320	49,91,000	43,67,918	24,25,987	20,45,708
Paraffin wax (III, V)—	Tons	Tons	Tons	Tons	Tons					
United Kingdom	2	2	4	36	110	1,150	4,340	3,448	12,015	44,041
Other British Possessions	4	101	5	184
TOTAL BRITISH EMPIRE	2	2	8	36	110	1,150	4,340	3,549	12,020	44,225
Belgium	3	1,405
Japan	1	14	264	5,941
United States of America—										
<i>Via Atlantic Coast</i>	7	5	63	130	76	4,260	3,360	26,980	75,860	20,325
Other Foreign Countries	280	..	26	40
TOTAL FOREIGN COUNTRIES	7	5	66	131	86	4,260	3,640	27,335	76,150	20,366
<i>Share of Bengal</i>	1	..	9	53	31	550	110	6,080	18,370	11,140
<i>Bombay</i>	1	6	44	189	130	830	4,810	31,519	67,911	51,344
<i>Sind</i>	1	3	4	16	50	840	2,292	2,041	6,160
<i>Madras</i>	1	2	..	380	316	401	1,202
<i>Burma</i>	7	1	8	..	30	3,980	1,830	1,686	117	655
TOTAL	9	7	64	187	206	5,410	7,980	40,884	80,070	70,531

No. 13—continued

ARTICLES, AND COUNTRIES OF CONSIGNMENT; ALSO SHARE OF EACH PROVINCE	QUANTITY					VALUE				
	1919-20	1920-21	1921-22	1922-23	1923-24	1919-20	1920-21	1921-22	1922-23	1923-24
Perfumery (not being per- fumed spirits) (III. V)—						R	R	R	R	R
United Kingdom	—	—	—	—	—	22,700	24,700	9,401	18,903	9,842
Aden and Dependencies	—	—	—	—	—	45,710	6,090	5,024	2,317	2,512
Mesopotamia*	—	—	—	—	—	—	—	802	1,737	3,558
Bahrein Islands	—	—	—	—	—	4,041
Ceylon	—	—	—	—	—	5,070	4,040	5,003	3,080	1,085
Straits Settlements (including Labuan)	—	—	—	—	—	94,930	42,500	1,10,231	1,00,191	1,04,015
Hongkong	—	—	—	—	—	27,000	39,240	47,776	44,478	43,255
Egypt †	—	—	—	—	—	18,540	9,700	20	..	—
Other British Possessions	—	—	—	—	—	3,370	..	16	2	551
TOTAL BRITISH EMPIRE	—	—	—	—	—	2,17,410	1,26,960	1,83,514	1,70,768	2,25,418
Germany	—	—	—	—	—	..	4,570	5,210	32,929	12,003
Netherlands	—	—	—	—	—	3,730	15,200	5,886	19,417	18,495
Belgium	—	—	—	—	—	..	4,730	15	122	505
France	—	—	—	—	—	7,720	36,670	5,270	8,151	6,909
Switzerland	—	—	—	—	—	..	1,500	..	803	2,533
Turkey, Asiatic	—	—	—	—	—	—	—	—
Red Sea	—	—	—	—	—	1,450	400	—	—	—
Persian Gulf	—	—	—	—	—	13,200	4,040	—	—	—
Maskat Territory and Tru- cial Oman	—	—	—	—	—	..	1,540	141	600	301
Persia	—	—	—	—	—	40,220	67,590	87,825	1,07,000	80,373
Java	—	—	—	—	—	50,500
China (exclusive of Hong- kong and Macao)	—	—	—	—	—	2,150	6,000	12,001	9,724	5,844
Japan	—	—	—	—	—	55,740	48,310	7,222	17,320	2,525
Other Foreign Countries	—	—	—	—	—	5,020	900	797	1,150	782
TOTAL FOREIGN COUNTRIES	—	—	—	—	—	1,80,420	1,92,350	1,24,367	1,97,285	1,30,670
Shays of Bengal	—	—	—	—	—	71,220	49,160	87,046	1,02,338	70,018
.. Bombay	—	—	—	—	—	2,15,950	1,27,530	1,21,759	1,24,191	1,03,023
.. Sind	—	—	—	—	—	15,530	52,180	22,751	17,850	45,095
.. Madras	—	—	—	—	—	45,600	29,310	30,552	48,330	84,294
.. Burma	—	—	—	—	—	46,260	61,130	45,773	51,284	42,760
TOTAL	—	—	—	—	—	3,97,830	3,19,310	3,07,881(a)	3,73,993	3,56,038
Pitch and Tar—										
Coal tar and Pitch (III. V)—	Cwts.	Cwts.	Cwts.	Cwts.	Cwts.					
United Kingdom	115,789	142,782	86,071	77,782	53,244	7,34,470	10,55,000	7,25,910	5,00,240	3,00,447
Aden and Dependencies	21	250
Mesopotamia*	—	—	..	338	771	—	—	..	2,208	8,309
Ceylon	51	174	495	51	100	370	1,240	3,777	410	701
Straits Settlements (includ- ing Labuan)	252	175	22	212	10	1,840	1,500	860	3,428	108
Victoria	6	755	75	5,200	..
New South Wales	225	95	1,131	577	..
Australian Commonwealth (Total)	230	850	1,208	5,777	..
TOTAL BRITISH EMPIRE	116,092	143,152	86,803	79,231	54,125	7,36,080	10,58,740	7,30,953	5,78,122	4,05,715
Russia — Northern Russia	110	125	1,805	1,084
Germany	413	1,422	2,510	9,717	..
Netherlands	203	2,920	..
Belgium	1,019	1,627	206	6,878	11,092	1,365
Maskat Territory and Tru- cial Oman	397	2,078
Japan	2,684	16,940
United States of America — Via Atlantic Coast	82	143	61	930	1,550	478
Other Foreign Countries	2	1	3	30	9	74
TOTAL FOREIGN COUNTRIES	84	143	1,493	3,372	3,414	960	1,550	9,866	20,203	23,141
Shays of Bengal	24,240	20,557	791	2,080	1,465	1,82,250	2,42,580	11,377	30,449	17,542
.. Bombay	50,834	65,282	64,739	55,387	31,514	2,78,600	2,82,120	5,24,224	3,74,388	2,16,645
.. Sind	1,423	8,522	4,170	9,420	7,097	9,250	75,700	42,203	72,520	52,811
.. Madras	17,359	23,436	11,613	8,434	7,253	1,04,060	1,70,730	86,986	62,475	55,210
.. Burma	22,380	14,498	6,958	6,382	10,209	1,61,180	39,060	76,039	61,593	86,715
TOTAL	116,176	143,205	88,311	82,703	57,510	7,37,810	10,60,290	7,10,819	5,04,335	4,28,756

* Included in Turkey, Asiatic, prior to 1921-22.
(a) Duty was collected on Rs. 97,385 in 1921-22.
† Shown as a Foreign Country from 1923-24.

COUNTRIES, AND COUNTRIES OF ORIGIN OF EACH PROVINCE	QUANTITY					VALUE				
	1919-20	1920-21	1921-22	1922-23	1923-24	1919-20	1920-21	1921-22	1922-23	1923-24
Opium and Tar—continued						R	R	R	R	R
Stockholm Tar and Pitch (III. V)—	Cwts.	Cwts.	Cwts.	Cwts.	Cwts.					
United Kingdom	6,110	6,077	2,291	4,567	2,766	1,10,950	1,31,970	55,726	82,550	45,280
Victoria	141	2,436
Australian Commonwealth (Total)	141	2,436
Other British Possessions	8	12	1	330	60	40
TOTAL BRITISH EMPIRE	6,118	6,089	2,433	4,567	2,766	1,17,280	1,32,020	58,202	82,550	45,280
Sweden	678	931	1,083	1,148	..	13,570	20,543	20,344	16,102
Norway	203	2,974
Other Foreign Countries	77	4	870	580
TOTAL FOREIGN COUNTRIES	77	678	931	1,083	1,355	870	13,570	20,543	20,344	19,166
Share of Bengal	2,399	3,993	1,072	2,975	2,033	50,140	85,300	25,338	53,724	31,067
.. Bombay	2,360	1,962	1,714	1,913	1,333	36,430	37,420	36,447	35,450	21,606
.. Sind	199	28	29	..	24	310	520	520	..	261
.. Madras	267	58	52	43	67	3,380	1,430	1,412	625	1,464
.. Burma	970	726	497	709	609	26,390	20,370	15,028	13,095	10,038
TOTAL	6,195	6,767	3,364	5,640	4,121	1,18,150	1,45,500	78,745	1,02,804	64,436
Total Pitch and Tar—	Cwts.	Cwts.	Cwts.	Cwts.	Cwts.					
United Kingdom	121,899	148,859	88,362	92,339	56,010	8,51,420	11,87,860	7,81,336	6,48,790	4,41,727
Asia and Dependencies	21	250
Mesopotamia*	330	771	2,268	8,399
Ceylon	59	174	486	51	100	700	1,260	3,817	419	761
Straits Settlements (including Labuan)	252	187	22	212	10	1,840	1,590	360	3,428	108
Victoria	146	756	2,511	5,200	..
New South Wales	225	95	1,131	577	..
Australian Commonwealth (Total)	371	850	3,842	6,777	..
TOTAL BRITISH EMPIRE	122,210	149,241	89,241	83,788	56,891	8,53,960	11,90,760	7,89,155	6,60,682	4,50,995
Russia—										
Northern Russia	119	125	1,865	1,684
Sweden	678	931	1,083	1,148	..	13,570	20,543	20,344	16,102
Norway	203	2,974
Germany	413	1,422	4	2,510	9,717	80
Netherlands	203	2,020	..
Belgium	1,019	1,627	206	6,878	11,692	1,365
Maskat Territory and Trucial Oman	397	2,978
Japan	2,683	16,940
United States of America—										
Vid Atlantic Coast	82	143	61	930	1,550	478
Other Foreign Countries	79	1	3	900	9	74
TOTAL FOREIGN COUNTRIES	161	821	2,424	4,455	4,769	1,830	15,120	30,409	46,547	42,197
Share of Bengal	26,639	30,550	1,863	5,955	3,551	2,32,390	3,27,880	36,715	84,173	48,609
.. Bombay	53,194	67,844	65,453	57,300	32,817	3,15,030	5,19,550	5,60,671	4,09,838	2,38,951
.. Sind	1,622	8,550	4,199	7,430	7,721	10,060	76,310	42,723	72,620	52,870
.. Madras	17,626	28,494	11,665	8,477	7,320	1,07,940	1,72,210	88,397	63,100	66,674
.. Burma	23,290	15,224	7,485	7,091	10,313	1,90,370	1,09,930	91,058	77,598	96,733
TOTAL	122,371	150,062	91,665	88,243	61,660	8,55,790	12,05,880	8,19,564	7,07,229	4,93,195

* Included in Turkey, Asiatic prior to 1921-22.

No. 13—continued

ARTICLES, AND COUNTRIES OF CONSIGNMENT; ALSO SHARE OF EACH PROVINCE	QUANTITY					VALUE				
	1910-20	1920-21	1921-22	1922-23	1923-24	1919-20	1920-21	1921-22	1922-23	1923-24
Plants, living, including Bulbs and Seeds for sowing (II. S)—						R	R	R	R	R
United Kingdom	—	—	—	—	—	13,410	22,080	18,040	29,921	44,160
Ceylon	—	—	—	—	—	1,100	8,400	2,532	4,994	1,271
Straits Settlements (including Labuan)	—	—	—	—	—	4,880	2,220	2,782	11,280	8,026
Hongkong	—	—	—	—	—	80	..	95	1,182	766
South Australia (including Northern Territory)	—	—	—	—	—	1,220	..	2,000
Victoria	—	—	—	—	—	1,020	2,550	4,122	20	686
New South Wales	—	—	—	—	—	290	30	1,018	2,785	2,895
<i>Australian Commonwealth (Total)</i>	—	—	—	—	—	1,310	2,580	6,355	2,805	6,581
Other British Possessions	—	—	—	—	—	..	90	365	..	71
TOTAL BRITISH EMPIRE	—	—	—	—	—	20,780	35,320	31,769	50,182	64,975
Germany	—	—	—	—	—	160	1,993	7,310
Netherlands	—	—	—	—	—	135	1,300	1,917
France	—	—	—	—	—	235	2,015	6,649
Persia	—	—	—	—	—	..	1,250	..	34	..
China (exclusive of Hong- kong and Macao)	—	—	—	—	—	2,570	5,330	5,018	6,846	2,927
Japan	—	—	—	—	—	6,740	6,950	4,308	2,966	103
United States of America—										
<i>Vid Atlantic Coast</i>	—	—	—	—	—	100	1,150	1,925	6,758	14,522
<i>" Pacific "</i>	—	—	—	—	—	..	910	..	2,767	2,607
Other Foreign Countries	—	—	—	—	—	700	1,420	813	834	1,418
TOTAL FOREIGN COUNTRIES	—	—	—	—	—	10,110	17,010	12,163	25,502	37,513
<i>Share of Bengal</i>	—	—	—	—	—	7,760	12,860	11,648	16,361	23,600
<i>" Bombay</i>	—	—	—	—	—	3,090	11,520	12,734	27,213	49,312
<i>" Sind</i>	—	—	—	—	—	690	790	2,228	1,843	1,522
<i>" Madras</i>	—	—	—	—	—	1,420	5,060	3,461	5,360	2,413
<i>" Burma</i>	—	—	—	—	—	17,930	16,100	13,803	23,307	10,641
TOTAL	—	—	—	—	—	30,890	52,330	43,932	76,684	92,488
Polishes—										
Polishes and compositions for application to leather (III. V)—										
United Kingdom	—	—	—	—	—	13,24,800	30,70,460	4,57,006	7,97,672	12,41,994
Ceylon	—	—	—	—	—	80	1,010	675	693	704
Straits Settlements (including Labuan)	—	—	—	—	—	4,180	3,990	6,373	3,155	580
Hongkong	—	—	—	—	—	40	1,057	6
Zanzibar and Pemba	—	—	—	—	—	300	1,390
South Australia (including Northern Territory)	—	—	—	—	—	..	11,620
Victoria	—	—	—	—	—	1,860	3,540	543	2	..
New South Wales	—	—	—	—	—	..	10	..	2,675	..
<i>Australian Commonwealth (Total)</i>	—	—	—	—	—	1,860	15,170	543	2,677	..
Other British Possessions	—	—	—	—	—	..	180	8	..	81
TOTAL BRITISH EMPIRE	—	—	—	—	—	13,31,220	31,01,200	4,65,245	8,05,154	12,43,365
Germany	—	—	—	—	—	..	100	9,450	20,152	9,670
Netherlands	—	—	—	—	—	..	60	323	..	1,627
France	—	—	—	—	—	..	2,230	85	..	239
Japan	—	—	—	—	—	640	4,240	..	62	..
United States of America—										
<i>Vid Atlantic Coast</i>	—	—	—	—	—	1,51,180	1,04,220	47,201	63,754	86,362
<i>" Pacific "</i>	—	—	—	—	—	1,890	1,320	908	58	780
Other Foreign Countries	—	—	—	—	—	570	1,980	611	62	1,268
TOTAL FOREIGN COUNTRIES	—	—	—	—	—	1,54,260	1,14,150	52,018	84,093	99,896
<i>Share of Bengal</i>	—	—	—	—	—	5,23,000	11,70,330	1,70,925	2,75,376	3,59,365
<i>" Bombay</i>	—	—	—	—	—	4,76,010	10,33,240	2,08,815	3,33,793	4,00,769
<i>" Sind</i>	—	—	—	—	—	3,47,410	6,95,130	1,00,896	1,53,782	3,25,964
<i>" Madras</i>	—	—	—	—	—	69,350	1,39,490	20,727	40,174	76,031
<i>" Burma</i>	—	—	—	—	—	79,730	1,71,160	22,549	86,117	1,21,132
TOTAL	—	—	—	—	—	14,85,500	32,15,350(a)	5,23,913(a)	8,89,242	12,43,261

(a) Duty was collected on Rs2,15,190 in 1920-21 and on Rs5,28,175 in 1921-22.

No. 13—continued

ARTICLES AND COUNTRIES OF CONSIGNMENT; ALSO SHARE OF EACH PROVINCE	QUANTITY					VALUE				
	1910-20	1920-21	1921-22	1922-23	1923-24	1910-20	1920-21	1921-22	1922-23	1923-24
						R	R	R	R	R
Polishes—continued										
<i>Polishes and compositions for application to metals (III. F)—</i>										
United Kingdom	—	—	—	—	—	5,14,100	7,09,230	6,55,637	7,08,132	7,19,778
Straits Settlements (including Labuan)	—	—	—	—	—	2,210	1,150	422	701	44
Hongkong	—	—	—	—	—	300	1,010	542	267	15
Natal	—	—	—	—	—	1,990	..	17,028	..	1,482
Canada— Via Atlantic Coast	—	—	—	—	—	1,23,446
South Australia (including Northern Territory)	—	—	—	—	—	2,255	..
Victoria	—	—	—	—	—	150	1,040	1,806	2,308	4,425
New South Wales	—	—	—	—	—	..	10	1,378
Australian Commonwealth (Total)	—	—	—	—	—	150	1,050	2,684	4,563	4,425
Other British Possessions	—	—	—	—	—	760	170	513	84	724
TOTAL BRITISH EMPIRE	—	—	—	—	—	5,19,500	7,13,210	8,00,272	7,73,748	7,26,468
Norway	—	—	—	—	—	..	4,690	50
Denmark	—	—	—	—	—	220	1,042
Germany	—	—	—	—	—	180	9,430	3,764	11,285	8,530
Netherlands	—	—	—	—	—	..	1,810	826	..	2,601
Belgium	—	—	—	—	—	10	70	..	2,165	250
France	—	—	—	—	—	200	210	73	1,175	878
Japan	—	—	—	—	—	17,410	40,470	850	1,243	1,888
United States of America— Via Atlantic Coast	—	—	—	—	—	1,05,500	1,52,820	75,075	1,01,706	1,03,402
„ Pacific „	—	—	—	—	—	7,060	11,260	..	1,798	934
Other Foreign Countries	—	—	—	—	—	40	20	..	570	666
TOTAL FOREIGN COUNTRIES	—	—	—	—	—	1,30,400	2,20,780	80,138	1,20,177	1,80,197
<i>Share of Bengal</i>	—	—	—	—	—	<i>2,59,430</i>	<i>4,45,230</i>	<i>3,32,339</i>	<i>2,82,673</i>	<i>3,65,777</i>
„ Bombay	—	—	—	—	—	<i>1,81,900</i>	<i>3,28,770</i>	<i>3,31,884</i>	<i>4,14,015</i>	<i>2,51,832</i>
„ Sind	—	—	—	—	—	<i>60,430</i>	<i>82,440</i>	<i>67,793</i>	<i>66,330</i>	<i>81,668</i>
„ Madras	—	—	—	—	—	<i>22,650</i>	<i>37,850</i>	<i>24,603</i>	<i>17,033</i>	<i>39,369</i>
„ Burma	—	—	—	—	—	<i>1,36,530</i>	<i>1,39,650</i>	<i>1,23,801</i>	<i>1,11,974</i>	<i>1,08,145</i>
TOTAL	—	—	—	—	—	6,49,900	9,33,990	8,80,410^(a)	8,93,925	9,06,665
Wood Polish (III. F) (b)—										
United Kingdom	—	—	—	—	—	—	—	—	—	—
Ceylon	—	—	—	—	—	—	92,100	83,369	88,487	98,661
Egypt*	—	—	—	—	—	—	1,110	180	278	183
Victoria	—	—	—	—	—	—	320
New South Wales	—	—	—	—	—	—	..	8,372
Australian Commonwealth (Total)	—	—	—	—	—	—	..	8,372	1,334	..
TOTAL BRITISH EMPIRE	—	—	—	—	—	—	93,500	91,030	90,009	93,844
Germany	—	—	—	—	—	—	..	156	2,713	..
Belgium	—	—	—	—	—	—
United States of America— Via Atlantic Coast	—	—	—	—	—	—	..	12,662
„ Pacific „	—	—	—	—	—	—	8,550	4,219	6,435	6,878
Other Foreign Countries	—	—	—	—	—	—	1,546	584
TOTAL FOREIGN COUNTRIES	—	—	—	—	—	—	400	..	25	592
<i>Share of Bengal</i>	—	—	—	—	—	—	<i>8,950</i>	<i>17,037</i>	<i>10,719</i>	<i>8,054</i>
„ Bombay	—	—	—	—	—	—	<i>19,130</i>	<i>27,162</i>	<i>13,695</i>	<i>32,636</i>
„ Sind	—	—	—	—	—	—	<i>59,250</i>	<i>71,143</i>	<i>96,040</i>	<i>34,709</i>
„ Madras	—	—	—	—	—	—	<i>20,690</i>	<i>7,057</i>	<i>1,424</i>	<i>6,176</i>
„ Burma	—	—	—	—	—	—	<i>290</i>	<i>689</i>	<i>2,427</i>	<i>22,212</i>
TOTAL	—	—	—	—	—	—	1,02,540	1,08,007	1,00,818	1,01,895

(a) Duty was collected on Rs. 79,597 in 1921-22.
 (b) Separately recorded from 1920-21.
 * Shown as a Foreign Country from 1923-24.

No. 13—continued

ARTICLES, AND COUNTRIES OF CONSIGNMENT; ALSO SHARE OF EACH PROVINCE	QUANTITY					VALUE				
	1919-20	1920-21	1921-22	1922-23	1923-24	1919-20	1920-21	1921-22	1922-23	1923-24
						R	R	R	R	R
Polishes—concluded										
<i>Total value of Polishes—</i>										
United Kingdom	—	—	—	—	—	18,38,000	32,80,850	11,96,012	16,54,201	20,56,433
Ceylon	—	—	—	—	—	840	2,290	1,375	955	940
Straits Settlements (includ- ing Labuan)	—	—	—	—	—	6,390	5,110	6,795	3,857	624
Hongkong	—	—	—	—	—	300	1,610	582	1,324	21
Zanzibar and Pemba	—	—	—	—	—	300	1,300
Natal	—	—	—	—	—	1,980	..	17,023	..	1,482
Canada—										
<i>Vid Atlantic Coast</i>	—	—	—	—	—	1,23,446
South Australia (including Northern Territory)	—	—	—	—	—	..	11,620	..	2,255	..
Victoria	—	—	—	—	—	2,010	4,580	10,221	2,310	4,425
New South Wales	—	—	—	—	—	..	20	1,378	4,009	..
<i>Australian Commonwealth (Total)</i>	—	—	—	—	—	2,010	16,220	11,599	8,574	4,425
Other British Possessions	—	—	—	—	—	..	500	10	..	703
TOTAL BRITISH EMPIRE	—	—	—	—	—	18,50,720	36,08,000	18,57,447	16,60,001	20,63,677
Norway	—	—	—	—	—	..	4,090	50
Denmark	—	—	—	—	—	220	1,042
Germany	—	—	—	—	—	180	9,530	13,370	34,150	13,206
Netherlands	—	—	—	—	—	..	2,270	13,311	..	4,430
Belgium	—	—	—	—	—	65	2,165	250
France	—	—	—	—	—	200	2,440	158	1,175	1,501
Austria	—	—	—	—	—	546	5	1,062
Hungary	—	—	—	—	—	..	10
Japan	—	—	—	—	—	18,050	44,710	350	1,305	1,883
United States of America—										
<i>Vid Atlantic Coast</i>	—	—	—	—	—	2,50,770	2,65,590	1,30,585	1,71,495	2,56,642
" Pacific "	—	—	—	—	—	8,950	12,580	908	3,402	2,248
Other Foreign Countries	—	—	—	—	—	620	2,000	..	661	872
TOTAL FOREIGN COUNTRIES	—	—	—	—	—	2,84,770	3,43,880	1,55,843	2,14,084	3,84,147
<i>Share of Bengal</i>	—	—	—	—	—	7,52,480	16,40,740	5,30,406	5,71,644	7,57,778
" Bombay	—	—	—	—	—	6,57,910	13,21,260	6,11,343	3,24,457	7,47,316
" Sind	—	—	—	—	—	3,97,340	7,98,260	1,75,746	3,20,536	4,13,792
" Madras	—	—	—	—	—	82,000	1,77,650	46,019	60,704	1,37,502
" Burma	—	—	—	—	—	2,15,260	5,13,990	1,49,276	2,06,644	2,95,412
TOTAL	—	—	—	—	—	21,35,490	42,51,980	15,13,290	18,88,085	23,51,824
Precious stones and Pearls, unset—										
<i>Diamonds (II. B) (a)—</i>										
United Kingdom	—	—	—	—	—	—	—	—	—	21,37,188
Ceylon	—	—	—	—	—	—	—	—	—	2,67,590
Straits Settlements (including Labuan)	—	—	—	—	—	—	—	—	—	1,46,800
TOTAL BRITISH EMPIRE	—	—	—	—	—	—	—	—	—	25,51,578
Germany	—	—	—	—	—	—	—	—	—	5,107
Netherlands	—	—	—	—	—	—	—	—	—	1,57,850
Belgium	—	—	—	—	—	—	—	—	—	45,11,565
France	—	—	—	—	—	—	—	—	—	9,48,550
Italy	—	—	—	—	—	—	—	—	—	239
Turkey, European	—	—	—	—	—	—	—	—	—	13,001
Siam	—	—	—	—	—	—	—	—	—	33,075
TOTAL FOREIGN COUNTRIES	—	—	—	—	—	—	—	—	—	59,70,359

(a) Separately recorded from 1923-24. Inclusive of imports by postal packets referred to Collectors of Customs for assessment with effect from April 1922.

ARTICLES, AND COUNTRIES OF CONSIGNMENT; ALSO SHARE OF EACH PROVINCE	QUANTITY					VALUE				
	1919-20	1920-21	1921-22	1922-23	1923-24	1919-20	1920-21	1921-22	1922-23	1923-24
Precious stones and Pearls, unset (II, J)— continued						R	R	R	R	R
<i>Diamonds* (II. B) (b)—contd.</i>										
Share of Bengal	—	—	—	—	—	—	—	—	—	10,22,377
.. Bombay	—	—	—	—	—	—	—	—	—	69,98,115
.. Madras	—	—	—	—	—	—	—	—	—	4,43,377
.. Burma	—	—	—	—	—	—	—	—	—	58,128
TOTAL	—	—	—	—	—	—	—	—	—	85,21,907
<i>Other Precious stones* (II. B) (b)—</i>										
United Kingdom	—	—	—	—	—	—	—	—	—	14,130
Ceylon	—	—	—	—	—	—	—	—	—	1,57,321
Straits Settlements (including Labuan)	—	—	—	—	—	—	—	—	—	37,320
New South Wales	—	—	—	—	—	—	—	—	—	1,575
Australian Commonwealth (Total)	—	—	—	—	—	—	—	—	—	1,575
Other British Possessions	—	—	—	—	—	—	—	—	—	505
TOTAL BRITISH EMPIRE	—	—	—	—	—	—	—	—	—	2,10,860
Germany	—	—	—	—	—	—	—	—	—	8,265
Belgium	—	—	—	—	—	—	—	—	—	93,634
France	—	—	—	—	—	—	—	—	—	52,238
Turkey, European	—	—	—	—	—	—	—	—	—	4,113
Slam	—	—	—	—	—	—	—	—	—	8,227
TOTAL FOREIGN COUNTRIES	—	—	—	—	—	—	—	—	—	1,66,477
Share of Bengal	—	—	—	—	—	—	—	—	—	1,027
.. Bombay	—	—	—	—	—	—	—	—	—	52,649
.. Madras	—	—	—	—	—	—	—	—	—	1,84,986
.. Burma	—	—	—	—	—	—	—	—	—	1,38,675
TOTAL	—	—	—	—	—	—	—	—	—	3,77,337
<i>Precious Stones, unset* (II. B) (a)—</i>										
United Kingdom	—	—	—	—	—	..	2,980	22,774	34,68,041	—
Bahrain Islands	—	—	—	—	—	4,88,232	—
Ceylon	—	—	—	—	—	6,890	6,43,510	1,35,590	7,38,637	—
Straits Settlements (including Labuan)	—	—	—	—	—	..	1,470	..	3,28,974	—
Hongkong	—	—	—	—	—	190	50	701	6,085	—
Natal	—	—	—	—	—	11,280	—
South Australia (including Northern Territory)	—	—	—	—	—	3,686	—
Victoria	—	—	—	—	—	421	—
Australian Commonwealth (Total)	—	—	—	—	—	4,107	—
TOTAL BRITISH EMPIRE	—	—	—	—	—	18,360	6,47,960	1,59,155	49,81,076	—
Germany	—	—	—	—	—	..	2,830	185	83,125	—
Netherlands	—	—	—	—	—	..	6,56,090	..	1,15,353	—
Belgium	—	—	—	—	—	76,82,091	—
France	—	—	—	—	—	16,720	86,780	425	3,20,235	—
Spain	—	—	—	—	—	..	32,810	—
Switzerland	—	—	—	—	—	10,781	—
Turkey, Asiatic	—	—	—	—	—	—
Persian Gulf	—	—	—	—	—	..	1,250	—
Other Foreign Countries	—	—	—	—	—	100	420	415	443	—
TOTAL FOREIGN COUNTRIES	—	—	—	—	—	16,820	7,50,180	1,025	82,21,028	—
Share of Bengal	—	—	—	—	—	..	33,410	22,097	19,45,665	—
.. Bombay	—	—	—	—	—	28,100	45,650	1,517	94,94,448	—
.. Siam	—	—	—	—	—	..	1,350	185	125	—
.. Madras	—	—	—	—	—	6,640	13,46,780	1,35,590	13,54,578	—
.. Burma	—	—	—	—	—	440	2,050	791	4,07,088	—
TOTAL	—	—	—	—	—	35,180(a)	14,28,140(a)	1,60,180(a)	1,32,02,104(a)	—

* Inclusive of imports by postal packets referred to Collectors of Customs for assessment with effect from April 1922.
(a) Duty was collected on Rs. 220 in 1919-20, on Rs. 3,81,820 in 1920-21, on Rs. 68,653 in 1921-22, on Rs. 20,54,135 in 1922-23 and on Rs. 17,349 in 1923-24.
(b) Separately recorded from 1923-24.
(c) Subdivided into "Diamonds" and "Other Precious stones" from 1923-24.

No. 13—continued

ARTICLES, AND COUNTRIES OF CONSIGNMENT; ALSO SHARE OF EACH PROVINCE	QUANTITY					VALUE				
	1919-20	1920-21	1921-22	1922-23	1923-24	1919-20	1920-21	1921-22	1922-23	1923-24
Precious stones and Pearls, unset—continued						R	R	R	R	R
<i>Pearls (H. B)*—</i>										
United Kingdom	—	—	—	—	—	4,794	6,000	3,090
Aden and Dependencies	—	—	—	—	—	5,90,500	6,39,000	4,90,575	2,59,000	1,45,000
Bahrain Islands	—	—	—	—	—	22,03,000	22,05,500	38,09,700	51,04,450	53,20,600
Straits Settlements (including Labuan)	—	—	—	—	—	2,128	..
Hongkong	—	—	—	—	—	300	1,500	375	1,350	375
Egypt†	—	—	—	—	—	7,000
Other British Possessions	—	—	—	—	—	841	50
TOTAL BRITISH EMPIRE	—	—	—	—	—	38,00,800	28,46,000	43,05,444	53,73,760	54,69,025
France	—	—	—	—	—	..	1,00,000
Turkey, Asiatic	—	—	—	—	—
Red Sea	—	—	—	—	—	21,750	50
Persian Gulf Muskat Territory and Trucial Oman	—	—	—	—	—	..	8,000
Other Native States in Arabia	—	—	—	—	—	12,07,200	12,76,000	21,28,300	28,12,400	33,34,000
Persia	—	—	—	—	—	49,500	1,67,000	1,78,400	6,44,100	1,40,000
Henjam Islands	—	—	—	—	—	1,24,500	7,73,000	80,000	5,30,300	1,29,200
Japan	—	—	—	—	—	50,000
Portuguese East Africa	—	—	—	—	—	1,170	..	1,205	96	1,865
Italian East Africa (Somali- land and Eritrea)	—	—	—	—	—	..	4,000
United States of America— Via Atlantic Coast	—	—	—	—	—	50,000	3,800	..
TOTAL FOREIGN COUNTRIES	—	—	—	—	—	14,63,120	28,23,050	24,46,055	30,97,726	36,12,878
<i>Share of Bombay</i>	—	—	—	—	—	52,39,720	51,64,550	67,32,974	93,50,080	90,90,178
" Sind	—	—	—	—	—	24,000	13,000	19,050	11,000	31,000
" Madras	—	—	—	—	—	50
" Burma	—	—	—	—	—	200	1,500	375	10,415	375
TOTAL	—	—	—	—	—	52,63,920	51,69,050	67,52,309	93,71,405	90,81,908
Total value of Precious stones and Pearls, unset—										
United Kingdom	—	—	—	—	—	..	2,930	27,568	34,74,041	24,54,327
Aden and Dependencies	—	—	—	—	—	5,90,500	6,39,000	4,90,575	2,59,000	1,45,000
Bahrain Islands	—	—	—	—	—	32,03,000	22,05,500	38,09,700	51,40,682	53,20,600
Ceylon	—	—	—	—	—	6,890	6,43,510	1,35,500	7,38,627	4,24,961
Straits Settlements (including Labuan)	—	—	—	—	—	..	1,470	..	3,31,103	1,84,180
Hongkong	—	—	—	—	—	490	1,550	1,166	6,435	375
Egypt†	—	—	—	—	—	7,000
Natal	—	—	—	—	—	11,280	455
South Australia (including Northern Territory)	—	—	—	—	—	3,686	..
Victoria	—	—	—	—	—	421	..
New South Wales	—	—	—	—	—	1,575
<i>Australian Commonwealth (Total)</i>	—	—	—	—	—	4,107	1,575
Other British Possessions	—	—	—	—	—	841	50
TOTAL BRITISH EMPIRE	—	—	—	—	—	38,19,160	34,93,960	44,04,699	1,03,54,845	85,31,523
Germany	—	—	—	—	—	..	2,830	185	63,125	13,752
Netherlands	—	—	—	—	—	..	6,56,090	..	1,15,353	1,57,856
Belgium	—	—	—	—	—	70,82,001	46,05,109
France	—	—	—	—	—	16,720	1,86,780	425	3,29,235	10,00,794
Spain	—	—	—	—	—	..	32,810
Switzerland	—	—	—	—	—	10,781	..
Turkey, European	—	—	—	—	—	17,714
Turkey, Asiatic	—	—	—	—	—
Red Sea	—	—	—	—	—	21,750	50
Persian Gulf Muskat Territory and Trucial Oman	—	—	—	—	—	..	4,250
Other Native States in Arabia	—	—	—	—	—	12,07,200	12,76,000	21,28,300	28,12,400	33,34,000
Persia	—	—	—	—	—	49,500	1,67,000	1,78,400	6,44,100	1,40,000
Henjam Islands	—	—	—	—	—	1,24,500	7,73,000	80,000	5,30,300	1,29,200
Siam	—	—	—	—	—	41,302
Japan	—	—	—	—	—	1,170	..	1,205	539	1,865
Egypt†	—	—	—	—	—
Portuguese East Africa	—	—	—	—	—	..	4,000
Italian East Africa (Somali- land and Eritrea)	—	—	—	—	—	50,000	3,800	..

* Free of duty.

† Shown as a Foreign Country from 1923-24.

ARTICLES, AND COUNTRIES OF CONSIGNMENT; ALSO SHARE OF EACH PROVINCE	QUANTITY					VALUE				
	1919-20	1920-21	1921-22	1922-23	1923-24	1919-20	1920-21	1921-22	1922-23	1923-24
Precious stones and Pearls, unset—concluded						R	R	R	R	R
<i>Total value of Precious stones and Pearls, unset—continued</i>										
United States of America— Via Atlantic Coast	—	—	—	—	—	465	7,030	7,813
Other Foreign Countries	—	—	—	—	—	100	420	239
TOTAL FOREIGN COUNTRIES	—	—	—	—	—	14,79,940	31,03,230	24,47,980	1,23,18,754	94,49,714
Share of Bengal	—	—	—	—	—	..	33,410	22,097	19,45,866	10,23,404
„ Bombay	—	—	—	—	—	52,67,320	52,00,200	67,34,491	1,88,44,528	1,60,51,242
„ Sind	—	—	—	—	—	24,000	14,260	19,235	11,126	81,000
„ Madras	—	—	—	—	—	6,640	13,45,730	1,36,590	13,64,678	6,28,413
„ Burma	—	—	—	—	—	640	3,550	1,166	4,17,503	1,97,178
TOTAL	—	—	—	—	—	52,99,100	66,97,190	69,12,679	2,26,73,599	1,79,81,237
Printing and Lithographing machinery and materials (excluding paper)—										
<i>Printing and lithographing presses (III. J)—</i>										
United Kingdom	—	—	—	—	—	1,27,480	17,57,180	13,09,851	6,30,526	12,12,621
Ceylon	—	—	—	—	—	20	5,770	2,106	96	..
Other British Possessions	—	—	—	—	—	800	40	770	..	25
TOTAL BRITISH EMPIRE	—	—	—	—	—	1,28,300	17,62,990	13,12,727	6,30,621	12,12,645
Norway	—	—	—	—	—	..	3,200
Germany	—	—	—	—	—	..	16,870	2,35,406	2,16,771	2,67,269
Belgium	—	—	—	—	—	9,005
France	—	—	—	—	—	10,408
Switzerland	—	—	—	—	—	3,670
Italy	—	—	—	—	—	..	3,750	..	504	90
Czechoslovakia	—	—	—	—	—	20,928	..
Persia	—	—	—	—	—	1,000	..
China (exclusive of Hongkong and Macao)	—	—	—	—	—	3,130	..	400	600	11,024
United States of America— Via Atlantic Coast	—	—	—	—	—	1,10,700	7,01,360	7,24,651	3,07,455	6,42,687
„ Pacific	—	—	—	—	—	..	480
Other Foreign Countries	—	—	—	—	—	30	90	..	165	..
TOTAL FOREIGN COUNTRIES	—	—	—	—	—	1,13,950	7,26,750	9,69,461	6,47,423	9,26,728
Share of Bengal	—	—	—	—	—	1,04,690	7,99,990	7,89,133	3,83,763	7,77,837
„ Bombay	—	—	—	—	—	48,790	9,70,730	7,16,836	4,78,043	3,88,846
„ Sind	—	—	—	—	—	12,140	3,35,640	1,69,257	84,304	1,84,680
„ Madras	—	—	—	—	—	48,230	1,99,050	6,13,468	1,40,595	1,36,654
„ Burma	—	—	—	—	—	28,400	1,93,430	1,04,494	91,339	1,61,306
TOTAL	—	—	—	—	—	2,42,250	24,88,740	22,82,188	11,78,044	21,38,373(a)
Printing type (III. V)—										
United Kingdom	Cwts. 700	Cwts. 1,831	Cwts. 1,698	Cwts. 1,121	Cwts. 989	87,016	4,19,026	4,51,838	2,62,100	1,74,656
Ceylon	..	4	1	9	8	10	1,580	400	2,070	217
Straits Settlements (including Labuan)	8	2	15	1	11	210	190	1,612	92	1,475
Hongkong	63	5,510
Egypt*	2	5	730	630	..
New South Wales	4	2,636
Australia Commonwealth (Total)	4	2,636
Other British Possessions	..	5	10	..	6	..	110	400	..	60
TOTAL BRITISH EMPIRE	703	1,842	1,712	1,136	1,014	87,230	4,20,800	4,62,626	2,64,952	1,76,408
Germany	1	79	275	165	9,441	24,890
Switzerland	3	1,362
Italy	..	5	17	..	610	2,274
China (exclusive of Hongkong and Macao)	..	34	181	..	84	..	2,890	9,531	..	11,177
Egypt*	8	1,486
United States of America— Via Atlantic Coast	12	105	41	99	53	13,800	39,720	24,020	21,316	14,900
„ Pacific	4	1	550	350
Other Foreign Countries	..	4	2	1	1	..	930	999	178	130
TOTAL FOREIGN COUNTRIES	86	149	228	179	438	14,440	44,400	36,077	30,935	54,666
Share of Bengal	373	763	596	554	497	36,940	1,75,750	1,66,114	1,16,766	1,06,372
„ Bombay	66	343	525	345	303	13,130	1,00,210	1,30,962	74,247	50,821
„ Sind	169	201	109	126	304	19,170	33,240	26,301	32,911	20,231
„ Madras	150	484	300	119	300	26,930	1,17,110	1,14,072	35,110	28,231
„ Burma	31	300	410	142	148	6,500	39,040	62,254	26,853	25,619
TOTAL	789	1,991	1,940	1,316	1,432	1,01,670	4,65,350	4,98,703	2,85,887	2,31,274

* Shown as a Foreign Country from 1923-24.
(a) Duty was collected on Rs21,82,273 in 1923-24.

No. 13—continued

ARTICLES, AND COUNTRIES OF CONSIGNMENT; ALSO SHARE OF EACH PROVINCE	QUANTITY					VALUE				
	1919-20	1920-21	1921-22	1922-23	1923-24	1919-20	1920-21	1921-22	1922-23	1923-24
Printing and Lithographing machinery and materials (excluding paper)—continued						R	R	R	R	R
Printers' and Lithographers' ink (III. V)—										
United Kingdom	—	—	—	—	—	2,74,080	6,26,710	2,82,851	4,20,686	4,09,671
Other British Possessions	—	—	—	—	—	340	120	50	50	286
TOTAL BRITISH EMPIRE	—	—	—	—	—	2,74,420	6,26,830	2,82,901	4,20,736	4,09,957
Norway	—	—	—	—	—	1,366	..
Germany	—	—	—	—	—	..	3,290	28,162	66,740	42,426
Netherlands	—	—	—	—	—	123	200	2,750
Italy	—	—	—	—	—	..	1,430
Japan	—	—	—	—	—	13,710	2,650	848
United States of America— Via Atlantic Coast	—	—	—	—	—	50,430	54,100	17,164	15,805	17,402
" Pacific "	—	—	—	—	—	6,015	8,574	16,676
Other Foreign Countries	—	—	—	—	—	..	100	134	153	..
TOTAL FOREIGN COUNTRIES	—	—	—	—	—	64,140	61,570	52,448	93,003	79,254
Share of Bengal	—	—	—	—	—	1,14,160	2,14,200	96,694	1,51,964	1,32,752
" Bombay	—	—	—	—	—	1,27,150	2,47,770	1,12,334	1,76,711	1,80,392
" Sind	—	—	—	—	—	39,580	1,12,720	79,521	99,117	91,664
" Madras	—	—	—	—	—	50,740	90,740	28,797	72,255	49,736
" Burma	—	—	—	—	—	6,940	22,970	12,043	19,692	31,667
TOTAL	—	—	—	—	—	3,38,560	6,86,400	3,35,340	5,10,720	4,80,211
Other materials (III. V)—										
United Kingdom	—	—	—	—	—	1,76,860	5,08,340	5,81,417	2,78,304	2,36,075
Ceylon	—	—	—	—	—	2,080	..	1,193	509	125
South Australia (including Northern Territory)	—	—	—	—	—	150	..
Victoria	—	—	—	—	—	782	2	12
New South Wales	—	—	—	—	—	..	920	1,275	458	..
Australian Commonwealth (Total)	—	—	—	—	—	..	920	2,057	610	12
Other British Possessions	—	—	—	—	—	210	80	1,901	845	529
TOTAL BRITISH EMPIRE	—	—	—	—	—	1,79,130	5,09,340	5,86,658	2,80,238	2,36,741
Germany	—	—	—	—	—	..	1,19,990	2,06,189	94,936	68,402
Netherlands	—	—	—	—	—	530	670	50	130	1,946
France	—	—	—	—	—	3,400	750	52	2,035	730
Italy	—	—	—	—	—	..	3,420	250	150	388
Austria	—	—	—	—	—	..	1,300	181
Hungary	—	—	—	—	—
Japan	—	—	—	—	—	2,610	210	..	708	01
United States of America— Via Atlantic Coast	—	—	—	—	—	1,23,270	1,88,170	1,82,826	1,57,276	62,816
" Pacific "	—	—	—	—	—	230	3,100
Other Foreign Countries	—	—	—	—	—	170	720	506	154	576
TOTAL FOREIGN COUNTRIES	—	—	—	—	—	1,35,210	3,16,330	3,69,878	2,55,398	1,25,109
Share of Bengal	—	—	—	—	—	1,21,590	3,28,760	6,36,559	2,86,455	98,654
" Bombay	—	—	—	—	—	1,22,350	3,33,240	1,89,771	94,641	1,34,264
" Sind	—	—	—	—	—	19,790	83,370	21,298	63,697	63,610
" Madras	—	—	—	—	—	36,390	1,02,280	79,524	34,976	39,316
" Burma	—	—	—	—	—	9,220	30,050	40,279	66,026	35,037
TOTAL	—	—	—	—	—	3,14,340	8,27,670	9,76,531	5,35,086	3,60,940
Total value of Printing and Lithographing materials—										
BRITISH EMPIRE	—	—	—	—	—	6,09,080	83,20,050	26,14,912	16,92,597	8,22,106
FOREIGN COUNTRIES	—	—	—	—	—	3,27,740	11,50,110	14,47,859	9,29,769	2,59,319
TOTAL	—	—	—	—	—	9,96,820	44,70,160	40,92,771	25,19,356	10,81,425

No. 13—continued.

ARTICLES, AND COUNTRIES OF CONSIGNMENT; ALSO SHARE OF EACH PROVINCE	QUANTITY					VALUE				
	1919-20	1920-21	1921-22	1922-23	1923-24	1919-20	1920-21	1921-22	1922-23	1923-24
						R	R	R	R	R
Printing and Lithographing machinery and materials (excluding paper)—concluded										
<i>Total value of Printing and Lithographing machinery and materials (excluding) paper—</i>										
United Kingdom	—	—	—	—	—	6,65,430	33,11,250	26,25,457	15,87,675	20,32,02
Ceylon	—	—	—	—	—	2,390	7,350	3,749	2,675	42
Straits Settlements (including Labuan)	—	—	—	—	—	900	180	1,647	991	1,90
Hongkong	—	—	—	—	—	..	80	6,356	16	3
Egypt*	—	—	—	—	—	630	—
South Australia (including Northern Territory)	—	—	—	—	—	150	..
Victoria	—	—	—	—	—	782	2	1
New South Wales	—	—	—	—	—	..	1,040	3,911	458	..
Australian Commonwealth (Total)	—	—	—	—	—	..	1,040	4,693	640	1
Other British Possessions	—	—	—	—	—	360	150	3,010	..	261
TOTAL BRITISH EMPIRE	—	—	—	—	—	6,60,080	33,20,050	26,44,912	15,92,597	20,34,751
Norway	—	—	—	—	—	..	3,330	..	1,366	..
Germany	—	—	—	—	—	..	1,40,150	4,69,921	3,67,894	3,03,047
Netherlands	—	—	—	—	—	530	670	180	438	4,735
Belgium	—	—	—	—	—	..	30	9,145	146	228
France	—	—	—	—	—	3,400	1,650	1,051	2,213	11,268
Switzerland	—	—	—	—	—	170	650	1,372	8	3,676
Italy	—	—	—	—	—	..	9,210	250	654	2,752
Austria	—	—	—	—	—	..	1,400	..	273	181
Hungary	—	—	—	—	—
Czecho slovakia	—	—	—	—	—	20,028	..
Persia	—	—	—	—	—	1,000	..
China (exclusive of Hongkong and Macao)	—	—	—	—	—	3,130	2,880	10,321	600	22,801
Japan	—	—	—	—	—	16,350	2,950	843	753	61
Egypt*	—	—	—	—	—	1,486
United States of America—										
<i>Via Atlantic Coast</i>	—	—	—	—	—	3,03,380	9,83,350	9,48,661	5,01,912	7,27,794
<i> " Pacific " " "</i>	—	—	—	—	—	780	3,900	6,915	8,574	16,676
Other Foreign Countries	—	—	—	—	—	..	40	100	..	342
TOTAL FOREIGN COUNTRIES	—	—	—	—	—	3,27,740	11,50,110	14,47,650	9,26,750	11,85,047
<i>Share of Bengal</i>	—	—	—	—	—	3,77,370	15,18,695	16,86,500	9,38,949	11,15,695
<i> " Bombay " " "</i>	—	—	—	—	—	3,77,420	16,01,940	11,54,803	8,23,542	12,64,323
<i> " Sind " " "</i>	—	—	—	—	—	90,680	5,51,365	2,96,537	2,70,029	3,50,155
<i> " Madras " " "</i>	—	—	—	—	—	1,61,290	5,09,160	7,35,861	2,82,936	2,52,966
<i> " Burma " " "</i>	—	—	—	—	—	50,060	2,85,590	2,19,070	2,03,800	2,46,629
TOTAL	—	—	—	—	—	9,98,820	44,70,160	40,92,771	25,19,356	32,10,706
Prints, Engravings, and Pictures—										
<i>Photographs and Picture post-cards (III, V)—</i>										
United Kingdom	—	—	—	—	—	10,470	29,630	1,44,373	1,62,097	41,342
Ceylon	—	—	—	—	—	650	750	1,361	261	3,796
Other British Possessions	—	—	—	—	—	330	190	1,248	1,065	437
TOTAL BRITISH EMPIRE	—	—	—	—	—	11,450	30,570	1,46,982	1,63,423	45,575
Germany	—	—	—	—	—	..	4,810	16,110	25,165	20,674
Netherlands	—	—	—	—	—	6	2,037	153
France	—	—	—	—	—	1,460	580	128	1,248	363
Italy	—	—	—	—	—	440	2,080	25	1,802	1,957
Japan	—	—	—	—	—	57,990	640	1,369	1,031	413
United States of America—										
<i>Via Atlantic Coast</i>	—	—	—	—	—	730	1,300	5,086	8,552	7,877
<i> " Pacific " " "</i>	—	—	—	—	—	..	1,190	24	14	300
Other Foreign Countries	—	—	—	—	—	60	870	524	984	1,029
TOTAL FOREIGN COUNTRIES	—	—	—	—	—	60,560	11,560	23,271	41,538	41,826

* Shown as a Foreign Country from 1923-24.

No. 13—continued

ARTICLES, AND COUNTRIES OF CONSIGNMENT; ALSO SHARE OF EACH PROVINCE	QUANTITY					VALUE				
	1919-20	1920-21	1921-22	1922-23	1923-24	1919-20	1920-21	1921-22	1922-23	1923-24
Prints, Engravings, and Pictures—continued						R	R	R	R	R
<i>Photographs and Picture post-cards (III, V)— continued</i>										
Share of Bengal	—	—	—	—	—	4,660	5,380	15,270	31,345	22,699
„ Bombay	—	—	—	—	—	63,720	80,320	1,17,376	1,27,758	29,138
„ Sind	—	—	—	—	—	310	7,610	25,767	35,038	17,394
„ Madras	—	—	—	—	—	880	3,340	3,041	3,158	14,513
„ Burma	—	—	—	—	—	2,460	5,480	8,799	7,657	3,657
TOTAL	—	—	—	—	—	72,030 ^(a)	42,130 ^(a)	1,70,263 ^(a)	204,956 ^(a)	87,101 ^(a)
<i>Others (III, V)—</i>										
United Kingdom	—	—	—	—	—	1,69,540	2,06,310	1,60,106	1,23,967	87,613
Ceylon	—	—	—	—	—	8,410	10,390	6,755	4,217	2,150
Straits Settlements (Includ- ing Labuan)	—	—	—	—	—	3,800	1,620	1,839	1,409	747
Hongkong	—	—	—	—	—	100	420	758	1,004	2,600
Cape of Good Hope	—	—	—	—	—	1,000
Other British Possessions	—	—	—	—	—	500	890	1,271	545	68
TOTAL BRITISH EMPIRE	—	—	—	—	—	1,73,350	2,19,630	1,70,720	1,31,832	93,272
Sweden	—	—	—	—	—	170	60	1,822	..	50
Germany	—	—	—	—	—	1,990	27,710	27,471	37,387	82,440
Netherlands	—	—	—	—	—	250	1,360	2,779	452	192
Belgium	—	—	—	—	—	40	1,730	4,157	5	570
France	—	—	—	—	—	450	3,670	6,560	1,987	1,307
Switzerland	—	—	—	—	—	2,950	500	211
Italy	—	—	—	—	—	3,860	1,780	4,040	10,215	908
Austria	—	—	—	—	—	..	2,030	2,046	398	806
Hungary	—	—	—	—	—
Japan	—	—	—	—	—	1,840	1,190	2,431	1,648	2,164
United States of America—										
Via Atlantic Coast	—	—	—	—	—	9,020	16,400	19,401	4,548	1,674
„ Pacific „	—	—	—	—	—	110	340	94	7	84
Other Foreign Countries	—	—	—	—	—	710	720	258	1,142	891
TOTAL FOREIGN COUNTRIES	—	—	—	—	—	21,300	57,490	74,959	57,780	91,667
Share of Bengal	—	—	—	—	—	38,920	69,250	72,689	82,150	36,996
„ Bombay	—	—	—	—	—	1,21,860	1,24,080	1,19,885	1,09,670	1,10,883
„ Sind	—	—	—	—	—	13,940	51,440	13,630	1,249	19,151
„ Madras	—	—	—	—	—	13,280	34,710	31,391	19,652	6,167
„ Burma	—	—	—	—	—	7,540	7,640	5,193	26,900	11,942
TOTAL	—	—	—	—	—	1,94,740	2,77,120 ^(b)	2,45,684 ^(b)	1,89,621 ^(b)	1,81,820 ^(b)
Total value of Prints, En- gravings, and Pic- tures—										
United Kingdom	—	—	—	—	—	1,70,010	2,35,940	3,04,479	2,86,064	1,28,955
Ceylon	—	—	—	—	—	9,060	11,140	8,116	4,478	5,946
Straits Settlements (Includ- ing Labuan)	—	—	—	—	—	4,040	1,800	2,656	1,570	897
Hongkong	—	—	—	—	—	120	420	908	1,709	2,818
Cape of Good Hope	—	—	—	—	—	1,000
Other British Possessions	—	—	—	—	—	570	900	1,852	1,425	231
TOTAL BRITISH EMPIRE	—	—	—	—	—	1,84,800	2,50,200	3,17,711	2,95,255	1,38,847
Sweden	—	—	—	—	—	170	60	1,827	158	50
Germany	—	—	—	—	—	1,990	32,520	43,691	62,552	1,12,120
Netherlands	—	—	—	—	—	250	1,360	2,784	3,389	345
Belgium	—	—	—	—	—	40	2,680	4,507	156	634
France	—	—	—	—	—	1,800	4,250	9,688	8,235	1,670
Switzerland	—	—	—	—	—	2,950	520	820
Italy	—	—	—	—	—	4,300	3,860	4,965	11,817	2,920
Austria	—	—	—	—	—	..	2,030	2,071	601	868
Hungary	—	—	—	—	—
China (exclusive of Hongkong and Macao)	—	—	—	—	—	400	180	205	1,243	339
Japan	—	—	—	—	—	69,830	1,830	8,800	2,079	2,577
United States of America—										
Via Atlantic Coast	—	—	—	—	—	9,750	17,790	24,487	13,100	9,761
„ Pacific „	—	—	—	—	—	110	1,530	118	21	444
Other Foreign Countries	—	—	—	—	—	380	540	197	371	845
TOTAL FOREIGN COUNTRIES	—	—	—	—	—	81,970	60,950	98,230	99,322	1,33,981

(a) Duty was collected on R71,320 in 1919-20, on R42,070 in 1920-21, on R1,10,903 in 1921-22, on R2,04,346 in 1922-23, and on R80,245 in 1923-24.
(b) Duty was collected on R2,77,109 in 1920-21, on R2,42,673 in 1921-22, on R1,88,161 in 1922-23, and on R1,82,677 in 1923-24.

CITIES AND COUNTRIES OF ORIGIN; ALSO PROVINCE OF EACH PROVINCE	QUANTITY					VALUE				
	1919-20	1920-21	1921-22	1922-23	1923-24	1919-20	1920-21	1921-22	1922-23	1923-24
Engravings, and Press—concluded						R	R	R	R	R
<i>value of Prints, Engravings, and Plates—continued</i>										
<i>Province of Bengal</i>	—	—	—	—	—	43,580	64,630	87,859	63,495	69,695
<i>" Bombay</i>	—	—	—	—	—	1,85,580	1,14,400	2,37,261	2,37,428	1,39,721
<i>" Sind</i>	—	—	—	—	—	13,350	69,050	39,397	36,287	36,545
<i>" Madras</i>	—	—	—	—	—	14,160	38,050	37,432	22,810	20,670
<i>" Burma</i>	—	—	—	—	—	10,100	13,120	13,992	34,557	15,599
TOTAL	—	—	—	—	—	2,66,770	3,10,260	4,15,941	3,04,677	2,72,230
Wool and Oilman's Seed and Hams (L. E.)	Cwts.	Cwts.	Cwts.	Cwts.	Cwts.					
United Kingdom	6,086	5,486	8,450	10,991	12,174	8,41,670	10,04,220	13,50,060	14,67,502	13,57,983
<i>London</i>	30	8	8	21	4	3,690	1,700	1,952	3,178	788
<i>Ports Settlements (including Labuan)</i>	46	69	24	12	10	7,350	10,440	4,290	3,118	2,794
<i>Hongkong</i>	181	220	155	243	180	22,650	27,190	19,658	26,952	16,321
<i>Malacca</i>	96	1	6	1	15	11,500	190	1,210	218	1,550
<i>Northern Territory</i>	20	1	4	3	..	2,760	370	855	665	..
<i>Western Australia</i>	..	27	5,060
<i>North Australia (including Northern Territory)</i>	260	118	27	55	..	80,600	2,490	4,400	9,113	..
<i>Tasmania</i>	1,123	1,095	406	129	92	1,28,370	1,76,010	67,323	20,013	14,222
<i>Mauritius</i>	1	272
<i>Victoria</i>	1,389	960	301	36	33	1,41,430	60,670	54,171	5,531	4,296
<i>South Wales</i>	660	644	435	137	145	77,510	1,07,430	77,197	21,350	20,623
<i>British Commonwealth (Total)</i>	3,402	2,150	1,169	357	271	3,77,910	3,61,660	2,03,091	56,907	39,413
<i>Other British Possessions</i>	2	4	1	3	..	870	720	205	655	..
TOTAL BRITISH EMPIRE	10,463	7,930	9,817	11,634	12,654	12,67,900	13,06,580	16,81,411	15,58,385	14,18,849
<i>Denmark</i>	..	4	..	1	9	..	800	..	115	1,098
<i>Ireland</i>	5	..	2	9	5	600	40	470	1,432	561
<i>France</i>	27	4,495	..
<i>Hungary</i>
<i>Japan</i>	4	1	..	1	..	1,000	190	..	210	..
<i>United States of America—Atlantic Coast</i>	627	244	316	162	150	77,830	50,430	59,019	26,868	34,595
<i>Pacific</i>	3,382	28	..	5	19	4,01,210	4,280	28	461	1,719
<i>Other Foreign Countries</i>	8	..	1	7	13	760	100	283	952	1,796
ALL FOREIGN COUNTRIES	3,836	277	319	212	205	4,82,000	85,840	60,400	34,628	29,760
Province of Bengal	7,885	3,406	3,863	3,495	4,012	9,48,540	5,89,560	6,15,721	4,96,305	4,77,973
<i>Bombay</i>	4,160	2,328	3,211	5,296	4,665	5,01,070	4,37,260	5,11,122	6,76,947	4,97,461
<i>Sind</i>	791	482	323	1,095	1,167	1,09,860	93,980	1,37,496	1,46,008	1,28,689
<i>Madras</i>	675	1,033	588	594	977	33,300	1,35,350	1,01,848	88,469	1,11,467
<i>Burma</i>	768	662	11,651	1,366	2,038	1,07,130	1,36,270	2,76,564	1,86,184	2,33,023
TOTAL	14,289	8,216	10,186	11,846	12,859	17,49,900	14,62,420	16,41,811	15,92,013	14,48,618(a)
Wool and Cakes (L. E.)	Cwts.	Cwts.	Cwts.	Cwts.	Cwts.					
United Kingdom	38,034	38,071	10,577	17,308	20,048	33,68,120	43,88,170	15,67,919	23,95,550	24,70,166
<i>London</i>	111	369	157	135	113	13,060	33,620	18,354	17,013	13,120
<i>Ports Settlements (including Labuan)</i>	318	185	114	78	133	26,560	17,530	12,824	7,265	10,481
<i>Hongkong</i>	27	7	7	18	45	1,420	80	508	659	1,989
<i>Malacca</i>	8	14	5	4	..	300	1,130	315	224	..
<i>Northern Territory</i>	301	1	3	6,830	50	445
<i>Northern and Pembina</i>	..	19	58	..	10	..	3,220	12,182	..	1,422
<i>Norfolk Territory</i>	14	2,780
<i>Western Australia (including Northern Territory)</i>	202	11	..	31	..	14,590	1,370	..	3,888	..
<i>Tasmania</i>	3,026	1,488	602	585	959	2,61,810	1,36,030	63,570	58,549	88,999
<i>Victoria</i>	14	1,366
<i>South Wales</i>	1,690	306	651	86	114	88,050	34,340	91,812	11,055	18,589
<i>Western Australia</i>	40	3,400
<i>British Commonwealth (Total)</i>	5,558	1,805	1,153	702	1,087	3,67,940	1,71,740	1,55,382	78,492	1,08,954
<i>Other British Possessions</i>	77	60	14	8	..	600	1,180	1,045	671	42
TOTAL BRITISH EMPIRE	44,460	40,621	12,094	18,258	21,439	37,85,390	46,16,720	17,71,300	24,98,874	26,06,610

* Shown as a Foreign Country from 1923-24.
(a) Duty was collected on R14,41,817 in 1923-24.

No. 13—continued

ARTICLES, AND COUNTRIES OF CONSIGNMENT: ALSO SHARE OF EACH PROVINCE	QUANTITY					VALUE				
	1919-20	1920-21 ^a	1921-22	1922-23	1923-24	1919-20	1920-21	1921-22	1922-23	1923-24
Provisions and Oilman's stores—continued						R	R	R	R	R
Biscuits and Cakes (I. E)—continued	Cwts.	Cwts.	Cwts.	Cwts.	Cwts.					
Germany	1,200	1,168	808	27,071	79,328	43,082
Netherlands	26	5	28	10	224	3,380	920	3,885	10,128	21,085
France	8	7	24	1,631	1,518	3,071
Austria	23	1	2,700	73
Hungary
China (exclusive of Hongkong and Macao)	24	..	80	8	40	570	57	1,390	424
Japan	2,526	1,220	476	1,802	347	1,48,650	69,720	30,619	98,842	17,736
Egypt*	6	303
United States of America—										
<i>Via Atlantic Coast</i>	61	60	1	5	7	5,450	5,220	95	537	875
<i>" Pacific</i>	214	10	14	5	1	24,020	1,280	1,491	777	42
Other Foreign Countries	12	6	1	9	13	570	300	178	763	1,504
TOTAL FOREIGN COUNTRIES	2,829	1,340	1,829	3,648	1,498	1,83,010	78,100	64,977	2,05,082	91,195
Share of Bengal	13,810	10,183	3,837	4,154	4,675	10,85,830	10,32,440	4,79,156	4,99,346	4,99,890
<i>" Bombay</i>	14,430	7,977	4,102	6,196	4,368	11,35,950	9,30,780	8,00,702	6,42,860	6,75,188
<i>" Sind</i>	2,173	3,822	1,539	7,625	2,363	3,68,370	4,46,020	2,40,853	2,26,722	2,81,000
<i>" Madras</i>	5,598	5,033	1,442	2,174	2,917	3,11,730	6,37,480	3,30,747	2,87,966	3,17,753
<i>" Burma</i>	11,227	14,796	3,003	7,752	8,711	10,66,620	18,48,100	3,04,798	10,42,063	10,23,683
TOTAL	47,288	41,861	13,023	21,001	22,037	30,68,400	46,04,820	13,36,286	20,08,056	2,697,814(a)
Butter (including <i>covered</i>) (I. E)—	Cwts.	Cwts.	Cwts.	Cwts.	Cwts.					
United Kingdom	54	108	38	50	87	14,430	10,230	8,385	11,565	17,430
Aden and Dependencies	3	45	1	800	6,320	..	126	160
Ceylon	8	9	10	20	15	1,740	2,900	2,926	5,183	3,390
Stralia Settlements (including Labuan)	29	82	44	5	61	7,850	19,640	11,769	1,205	10,247
Egypt*	1	2	4	..	50	230	671	907	..
Natal	1	..	1	..	34	380	70	102	..	5,500
South Australia (including Northern Territory)	2	630	26	..
Victoria	131	370	70	118	57	23,850	84,030	17,888	20,626	11,058
New South Wales	24	108	15	..	2	5,350	24,980	4,282	12	242
Queensland	127	18	..	2	..	28,460	2,580	..	350
Australian Commonwealth (Total)	157	612	103	118	61	29,560	1,38,070	24,750	20,664	11,650
Other British Possessions	1	1	..	20	..	210	12	101
TOTAL BRITISH EMPIRE	262	857	199	198	259	55,130	1,86,550	48,902	39,842	48,450
Sweden	5	..	13	3	..	980	..	3,515	400
Denmark	201	540	90	270	210	73,950	1,38,230	25,855	80,517	50,877
Netherlands	3	10	50	15	50	770	3,110	11,307	2,680
France	1	13	390	3,160
Turkey, Asiatic
<i>Persian Gulf</i>	81	1	9,250	500
Java	7	17	2	..	2	2,250	3,680	289	..	411
Egypt*	9	1,880
United States of America—										
<i>Via Atlantic Coast</i>	6	3	5	..	2	360	980	461	185	405
<i>" Pacific</i>	6	17	1,410	4,550
Other Foreign Countries	3	2	..	2	4	850	580	112	478	623
TOTAL FOREIGN COUNTRIES	395	601	107	341	246	93,490	1,53,430	29,829	98,097	57,276
Share of Bengal	26	41	22	13	15	5,650	9,680	5,015	5,104	1,870
<i>" Bombay</i>	127	231	39	27	77	21,120	41,270	6,522	4,504	11,671
<i>" Sind</i>	1	4	..	80	..	205	753
<i>" Madras</i>	13	25	1	19	11	1,840	6,290	632	2,868	2,060
<i>" Burma</i>	481	1,168	214	482	397	1,20,010	2,82,060	66,652	1,29,158	39,366
TOTAL	647	1,458	306	642	504	1,48,820(b)	3,39,930(b)	78,821	1,38,830	1,05,726(b)

* Shown as a Foreign Country from 1923-24.
(a) Duty was collected on R26,85,715 in 1923-24.
(b) Duty was collected on R1,39,180 in 1919-20, on R3,33,700 in 1920-21 and on R94,921 in 1923-24

ARTICLES, AND COUNTRIES OF CONSIGNMENT; ALSO SHARE OF EACH PROVINCE	QUANTITY					VALUE				
	1910-20	1920-21	1921-22	1922-23	1923-24	1910-20	1920-21	1921-22	1922-23	1923-24
Provisions and Oilman's stores—continued						R	R	R	R	R
<i>Canned and bottled provisions (not specified elsewhere)—</i>										
Canned or bottled fruits (I. E) (a)—	Cwts.	Cwts.	Cwts.	Cwts.	Cwts.					
United Kingdom	—	1,833	1,372	1,141	1,222	—	1,70,520	1,36,491	1,24,001	1,14,884
Mesopotamia*	—	—	1	267	337	—	—	100	1,494	2,006
Ceylon	—	394	16	1	18	—	21,710	1,176	112	1,615
Straits Settlements (including Labuan)	—	1,835	2,782	2,035	1,616	—	70,490	1,05,824	72,848	50,168
Hongkong	—	998	1,065	1,755	1,974	—	45,730	58,133	76,839	81,068
Egypt†	—	2	..	5	—	—	490	30	272	—
Natal	—	..	2	3	20	—	..	100	160	1,042
Western Australia	—	20	—	760	3
South Australia (including Northern Territory)	—	2	..	96	80	—	80	..	5,606	1,500
Victoria	—	1,821	809	804	449	—	1,04,980	74,578	54,331	21,546
Tasmania	—	..	4	93	49	—	..	179	4,242	2,133
New South Wales	—	387	388	44	115	—	19,960	23,738	2,066	5,767
Queensland	—	..	2	37	..	—	..	200	4,150	..
Australian Commonwealth (Total)	—	2,230	1,263	1,174	693	—	1,35,720	98,695	70,885	30,949
Other British Possessions	—	22	3	..	9	—	1,660	259	15	494
TOTAL BRITISH EMPIRE	—	7,814	7,104	6,881	6,888	—	4,45,320	3,99,807	3,46,722	2,82,316
Germany	—	..	2	..	8	—	..	393	..	1,035
Netherlands	—	..	2	..	66	—	..	250	16	2,849
Belgium	—	105	4	—	10,670	..	36	212
France	—	566	144	132	342	—	83,350	24,270	18,503	33,135
Spain	—	24	9	11	..	—	4,600	1,105	1,585	..
Italy	—	..	2	12	39	—	60	254	2,905	6,274
Java	—	15	3	—	1,270	173
China (exclusive of Hongkong and Macao)	—	53	134	165	340	—	2,380	12,650	6,954	13,183
Japan	—	22	14	8	35	—	1,980	1,168	505	1,936
Egypt†	—	—	—	—	54	—	—	—	—	2,119
United States of America—										
Via Atlantic Coast	—	890	1,081	1,783	1,107	—	83,070	71,755	1,08,873	72,678
" Pacific "	—	6,537	2,201	5,510	6,033	—	5,37,580	1,62,140	3,97,772	3,99,766
Hawaii	—	39	..	—	..	15	1,483	..
Other Foreign Countries	—	9	14	3	22	—	630	747	270	1,371
TOTAL FOREIGN COUNTRIES	—	8,226	3,656	17,662	8,650	—	7,25,540	2,84,910	5,38,887	5,34,548
Share of Bengal	—	5,447	3,036	4,561	3,667	—	4,36,940	1,91,722	2,62,183	2,12,661
" Bombay	—	2,793	2,692	3,762	3,445	—	1,37,100	1,77,815	2,66,739	1,82,370
" Sind	—	1,051	1,149	1,152	1,611	—	93,650	87,147	83,608	1,02,837
" Madras	—	1,925	302	691	1,300	—	1,72,660	27,338	49,239	84,965
" Burma	—	4,324	3,581	3,878	4,524	—	3,50,480	1,80,645	2,24,790	2,34,031
TOTAL	—	15,540	10,700	14,044	14,547	—	11,70,860	6,64,717	6,35,609	6,16,864
Tinned or canned fish (I. E)—	Cwts.	Cwts.	Cwts.	Cwts.	Cwts.					
United Kingdom	5,099	7,882	2,643	4,330	3,994	3,47,970	7,18,540	2,83,966	3,45,099	2,95,678
Ceylon	32	295	11	3	1	2,130	16,520	1,152	265	157
Straits Settlements (including Labuan)	1,056	3,061	1,493	3,143	3,170	62,170	1,44,170	69,665	1,56,158	1,37,892
Hongkong	247	363	440	550	386	18,600	22,300	28,794	31,724	25,098
Canada—										
Via Atlantic Coast	15	1	..	34	..	2,310	78	..	1,091
" Pacific "	45	187	194	113	195	2,080	9,110	7,999	5,565	9,240
Victoria	101	5	5	4,230	530	298	..	18
Australian Commonwealth (Total)	101	5	5	4,230	530	298	..	18
Other British Possessions	1	..	11	9	..	130	..	595	831	..
TOTAL BRITISH EMPIRE	6,581	11,758	4,738	8,149	7,780	4,27,170	9,12,460	3,62,547	6,39,742	4,60,774

* Included in Turkey, Asiatic prior to 1921-22.
(a) Separately recorded from 1920-21.
† Shown as a Foreign Country from 1923-24.

No. 18—continued

ARTICLES, AND COUNTRIES OF CONSIGNMENT; ALSO SHARE OF EACH PROVINCE	QUANTITY					VALUE				
	1919-20	1920-21	1921-22	1922-23	1923-24	1919-20	1920-21	1921-22	1922-23	1923-24
Provisions and Oilman's stores—continued.						R	R	R	R	R
Canned and bottled provisions (not specified elsewhere)—continued										
Flanned or canned fish (I. E) —continued	Cwts.	Cwts.	Cwts.	Cwts.	Cwts.					
Sweden	134	8	198	27	4	11,830	830	8,992	1,563	320
Norway	76	531	68	328	106	6,260	42,910	9,957	27,939	13,127
Denmark	20	4	1,460	236
Germany	524	6	15	..	30	42,480	955	859
Netherlands	12	25	..	6	14	1,250	3,700	45	625	978
Belgium	123	..	8	10,440	..	117	..
France	30	179	149	202	333	7,340	26,190	16,845	15,029	22,840
Portugal	1,131	3,132	13,889	11,500	..	95,910	2,25,423	8,72,022	5,66,714
Italy	2	4	53	111	532	5,090
Turkey, Asiatic	—	—	—	—
Persian Gulf	3	165	—	—	—	110	18,140	—	—	—
Persia	100	..	40	1,550	..
China (exclusive of Hong-kong and Macao)	20	18	51	101	257	1,060	2,290	5,216	9,844	15,244
Japan	696	898	465	714	108	44,460	51,680	30,507	44,561	10,829
United States of America—										
Via Atlantic Coast	3,137	1,994	252	2,130	835	2,53,990	1,43,580	25,255	1,17,002	50,002
" Pacific "	3,978	4,403	1,406	5,324	3,370	2,56,960	3,61,500	92,292	2,64,964	1,73,852
Other Foreign Countries	6	3	13	..	2	360	60	310	58	80
TOTAL FOREIGN COUNTRIES	8,112	9,478	6,260	22,834	16,720	5,86,050	7,57,260	4,57,433	13,57,561	8,61,473
Share of Bengal	69	3,000	1,698	3,503	1,958	8,500	2,54,450	1,58,491	2,06,902	1,33,159
" Bombay	6,829	3,460	440	3,393	1,148	4,74,190	2,52,770	39,114	2,18,263	78,025
" Sind	4,581	3,004	1,250	2,138	2,565	3,13,120	2,60,490	1,23,759	1,68,745	1,68,796
" Madras	400	1,042	64	308	656	28,340	1,02,760	8,053	20,758	52,273
" Burma	2,784	10,730	7,846	21,640	18,173	1,89,110	7,99,240	5,30,563	12,83,615	8,98,989
TOTAL	14,693	21,236	10,998	30,982	24,500	10,13,190	16,69,740	8,49,980	18,97,308	13,31,247(a)
Others (I. E)—	Cwts.	Cwts.	Cwts.	Cwts.	Cwts.					
United Kingdom	49,540	63,294	38,225	33,759	39,755	37,13,450	51,64,320	33,53,646	32,04,888	31,08,700
Gibraltar	57	4	5	7,690	1,020	482
Aden and Dependencies	63	6	63	4	8	4,020	640	2,786	724	783
Mesopotamia *	—	—	114	55	50	—	—	12,758	4,805	2,405
Bahrain Islands	1	7	5	10	10	180	810	111	3,039	2,584
Ceylon	170	409	136	71	66	12,910	36,390	9,846	8,988	6,682
Straits Settlements (including Labuan)	3,598	1,391	972	517	380	1,43,940	69,060	42,523	21,883	30,741
Hongkong	2,771	2,012	4,723	3,100	1,065	1,41,260	91,740	2,08,307	1,33,847	81,866
Egypt†	20	50	12	27	—	1,950	3,770	1,348	1,810	—
Cape of Good Hope	144	1	2	2,910	54	235
Natal	68	155	130	12	43	8,020	7,590	7,935	1,114	5,098
Zanzibar and Pemba	3	3	15	..	10	30	340	1,070	..	691
Kenya Colony	1	31	..	10	..	110	2,131	..	1,328
Tanganyika Territory	—	—	43	..	6	—	—	5,182	..	458
Mauritius and Dependencies	19	12	13	5	10	1,950	1,260	1,331	120
Canada—										
Via Atlantic Coast	119	12	30	9,380	1,005	4,969	..
" Pacific "	11	1	2	10	..	542	85	98
British West India Islands	35	2,497
Western Australia	27	40	960	25
South Australia (including Northern Territory)	383	11	12	55	2	18,380	1,970	1,100	3,457	173

* Included in Turkey, Asiatic, prior to 1921-22.

† Shown as a Foreign Country from 1923-24.

(a) Duty was collected on R13,30,433 in 1923-24.

GENERAL IMPORTS

No. 13—continued

ARTICLES, AND COUNTRIES OF CONSIGNMENT; ALSO SHARE OF EACH PROVINCE	QUANTITY					VALUE				
	1919-20	1920-21	1921-22	1922-23	1923-24	1919-20	1920-21	1921-22	1922-23	1923-24
						R	R	R	R	R
Provisions and Oilman's stores—continued										
<i>Canned and bottled provisions (not specified elsewhere)—concluded</i>	Cwts.	Cwts.	Cwts.	Cwts.	Cwts.					
Others (I. R.)—continued										
Victoria	4,728	5,112	4,025	2,147	1,979	2,71,430	3,38,270	2,55,260	1,54,994	1,26,102
Tasmania	456	79	185	74	50	18,700	4,680	8,478	5,267	1,483
New South Wales	2,207	1,427	465	182	294	1,60,340	72,710	35,107	13,041	20,799
Queensland	104	20	69	58	25	7,670	2,700	6,431	5,314	2,815
<i>Australian Commonwealth (Total)</i>	<i>7,878</i>	<i>6,676</i>	<i>4,708</i>	<i>2,576</i>	<i>2,350</i>	<i>4,76,560</i>	<i>4,81,290</i>	<i>3,06,461</i>	<i>1,82,073</i>	<i>1,51,372</i>
New Zealand (including Nauru and British Samoa)	663	51,150	..	47
Fiji Islands	2	49	297	1,679	..
Other British Possessions	13	..	5	..	1	1,010	..	438	..	105
TOTAL BRITISH EMPIRE	64,989	64,236	44,257	40,216	44,678	45,69,800	58,08,430	39,55,051	35,70,635	33,93,946
Sweden	19	..	4	4	6	1,170	30	236	397	542
Norway	103	244	1	44	79	9,210	19,470	348	4,989	6,925
Denmark	17	2,650	60	68	..
Germany	140	204	378	630	..	7,420	9,462	19,117	26,769
Netherlands	333	380	480	801	7,640	36,190	49,430	65,745	70,467	4,28,406
Belgium	366	643	879	913	2,444	22,510	39,910	34,600	29,742	1,56,905
France	1,234	1,791	906	1,136	2,267	1,37,970	2,78,000	1,23,399	1,36,576	1,90,470
Spain	108	58	40	30	92	14,760	8,210	7,415	1,796	6,617
Portugal	37	113	301	19	..	4,030	8,779	8,205	1,608
Switzerland	24	1,799	45	44	59	3,490	31,910	8,244	4,646	6,930
Italy	136	517	122	561	550	17,320	56,810	18,826	48,772	39,469
Austria	1	88	2	..	10	55	2,072	307
Hungary
Greece	1	..	11	53	..	100	..	717	4,096
Turkey, European	18	1	..	2,670	50
Turkey, Asiatic	4	900
Levant and Black Sea	18	1,240
Red Sea	17	6	1,940	540
Persian Gulf	66	62	4,620	3,910
Smyrna	37	2,785
Native States in Arabia other than Maskat Territory and Trucial Oman	5	19	6	21	2	550	1,910	616	2,011	150
Persia	5	11	11	13	24	540	1,140	1,082	1,292	3,427
Java	722	25	40	2	0	33,920	2,110	3,462	125	726
China (exclusive of Hong-kong and Macao)	1,273	609	671	1,022	1,498	66,430	38,380	27,041	57,228	51,923
Japan	1,230	945	415	431	403	37,480	79,720	47,102	35,916	24,711
Egypt*	20	2,406
Portuguese East Africa	30	35	3	1,330	2,210	386
Madagascar	8	..	33	420	..	1,043	..
Italian East Africa (Somaliland and Eritrea)	118	3,510
United States of America— <i>Via Atlantic Coast</i>	13,747	7,792	4,614	4,829	3,671	7,72,590	6,68,500	3,88,696	3,05,327	2,74,915
“ <i>Pacific</i> ”	24,415	16,024	6,280	4,067	3,969	14,95,440	12,67,460	4,32,781	3,26,454	2,64,032
Uruguay	21	1,004
Other Foreign Countries	41	23	42	17	15	1,860	1,360	2,221	1,937	997
TOTAL FOREIGN COUNTRIES	44,041	33,318	14,911	15,106	23,507	27,12,390	25,70,240	11,78,100	11,17,861	14,95,172
Shares of Bengal	46,690	33,795	17,640	19,283	30,670	28,11,620	30,65,100	14,49,260	15,46,084	13,63,230
“ <i>Bombay</i> ”	45,178	41,266	27,633	30,972	31,384	33,70,090	15,90,740	26,35,220	19,46,507	24,08,394
“ <i>Rind</i> ”	3,686	6,654	4,492	4,678	6,108	6,41,540	6,36,902	3,97,449	4,17,635	4,55,428
“ <i>Madras</i> ”	2,249	3,877	2,084	3,326	3,624	1,66,580	3,97,740	2,19,439	3,07,087	2,61,860
“ <i>Burma</i> ”	5,997	7,457	7,169	7,152	6,399	7,92,300	6,38,190	6,40,763	4,71,183	4,10,297
TOTAL	109,030	97,549	59,068	55,411	68,185	72,82,630	83,78,670	51,33,151	46,88,496	48,89,119(a)

* Shown as a Foreign Country from 1923-24.
(a) Duty was collected on Rs48,72,596 in 1923-24.

No. 13—continued

ARTICLES, AND COUNTRIES OF CONSIGNMENT; ALSO SHARE OF EACH PROVINCE	QUANTITY					VALUE				
	1919-20	1920-21	1921-22	1922-23	1923-24	1919-20	1920-21	1921-22	1922-23	1923-24
Provisions and Oilman's stores—continued						R	R	R	R	R
<i>Cheese (including canned) (I. E)—</i>	Cwts.	Cwts.	Cwts.	Cwts.	Cwts.					
United Kingdom	240	1,387	1,411	2,302	2,542	36,720	2,37,570	2,48,008	8,28,548	3,47,526
Ceylon	27	1	4	3	..	1,000	800	1,116	527	315
Straits Settlements (including Labuan)	67	42	2	8	3	6,810	6,220	426	2,281	1,631
Natal	216	246	226	227	102	20,010	30,170	26,320	23,931	12,378
Kenya Colony	1	15	102	170	1,385	8,335
Canada—										
Vid Atlantic Coast	5	1,223
South Australia (including Northern Territory)	107	39	2	1	..	10,500	4,080	308	338	..
Victoria	934	989	77	69	30	84,590	1,11,820	11,310	14,212	5,328
New South Wales	489	345	75	24	1	41,010	41,860	10,823	3,011	388
Queensland	351	531	181	45	22	34,070	60,590	17,006	4,822	2,500
<i>Australian Commonwealth (Total)</i>	1,881	1,804	285	..	53	1,70,340	2,18,930	39,532	..	8,242
Other British Possessions	16	10	170	70	128	1,621	519
TOTAL BRITISH EMPIRE	2,432	3,480	1,928	2,708	2,817	2,35,050	4,90,850	3,15,630	8,81,681	3,80,209
Sweden	9	2,040
Denmark	1	15	4	16	..	290	4,329	456	2,783
Germany	40	62	79	55	..	7,570	9,800	12,534	8,317
Netherlands	8,145	4,875	5,438	5,220	5,680	4,28,000	9,44,870	9,19,176	7,08,584	6,78,112
Belgium	13	357	18	3	20	1,590	67,370	2,385	1,006	4,002
France	39	24	22	56	..	8,600	6,276	5,477	8,964
Switzerland	24	8	8	22	..	4,690	1,104	2,570	4,359
Italy	5	4	23	830	..	353	1,583	4,376
Austria	28	11	3,190	1,142
Hungary
Java	1	14	1	130	1,620	16	..	85
United States of America—										
Vid Atlantic Coast	1,302	1,428	213	303	350	1,36,140	2,60,230	40,341	50,546	57,082
.. Pacific	402	297	7	4	3	53,640	37,270	682	1,195	495
Other Foreign Countries	1	..	8	14	1	180	40	1,424	1,151	298
TOTAL FOREIGN COUNTRIES	4,869	7,078	5,783	5,199	6,205	6,21,500	13,34,420	9,87,085	7,88,352	7,70,010
Share of Bengal	2,984	3,402	1,673	2,162	2,659	3,18,910	6,51,710	2,82,878	3,04,976	3,39,389
.. Bombay	2,047	3,710	2,909	3,377	3,361	2,64,420	6,99,950	4,85,402	4,62,645	4,43,914
.. Sind	1,598	1,476	1,998	1,486	1,407	1,89,860	2,57,530	3,26,835	2,02,912	1,67,305
.. Madras	430	1,133	537	642	930	47,420	1,82,810	93,222	92,177	1,13,304
.. Burma	242	787	594	740	665	35,940	1,42,330	1,14,168	1,07,324	86,343
TOTAL	7,301	10,558	7,711	8,407	9,022	8,56,550	18,34,330	13,02,565	11,60,933	11,50,256 (a)
Cocoa and Chocolate (I. E)—	Cwts.	Cwts.	Cwts.	Cwts.	Cwts.					
United Kingdom	5,314	4,136	1,100	2,461	1,839	6,98,820	8,28,240	2,54,744	4,57,759	2,63,663
Ceylon	88	6	141	89	88	9,370	1,670	18,568	12,837	10,136
Straits Settlements (including Labuan)	43	155	..	89	..	6,250	28,970	285	8,486	146
Kenya Colony	11	..	11	2,500	..	1,566	..
South Australia (including Northern Territory)	10
Victoria	28	..	5	2,510	20	1,058	106	75
Tasmania	40
New South Wales	40	20	..	1,740	..
<i>Australian Commonwealth (Total)</i>	28	..	5	40	..	2,560	40	1,058	1,846	75
Other British Possession	2	100	..	331	10	25
TOTAL BRITISH EMPIRE	5,473	4,308	1,248	2,640	1,927	7,17,100	8,61,120	2,69,966	4,82,504	2,64,045

(a) Duty was collected on R11,46,260 in 1923-24.

GENERAL IMPORTS

(388)

No. 13—continued

ARTICLES, AND COUNTRIES OF CONSIGNMENT, ALSO SHARE OF EACH PROVINCE	QUANTITY					VALUE				
	1919-20	1920-21	1921-22	1922-23	1923-24	1919-20	1920-21	1921-22	1922-23	1923-24
						R	R	R	R	R
Provisions and Oilman's stores—continued										
<i>Cocoa and Chocolate (I. E.)—continued</i>	Cwts.	Cwts.	Cwts.	Cwts.	Cwts.					
Germany	178	7	30,770	1,251
Netherlands	874	312	146	482	541	58,440	67,550	33,210	91,078	85,204
Belgium	691	214	..	90	10	1,38,233	30,484
France	21	167	1,158	300	236	4,720	41,950	2,57,000	49,512	47,042
Switzerland	27	605	769	512	257	1,730	1,58,070	1,81,747	74,140	22,877
Italy	98	361	74	61	59	15,360	75,830	16,871	10,830	10,741
China (exclusive of Hong-kong and Macao)	32	8	1	5,830	1,650	244
Japan	207	58	1	37,620	10,780	174	38	..
United States of America—										
<i>Vid Atlantic Coast</i>	2,726	1,320	75	48	14	8,31,810	2,10,490	11,635	5,121	1,048
" Pacific "	575	17	11	2	1	75,220	2,710	1,741	261	147
Other Foreign Countries	8	3	3	280	890	4	55	869
TOTAL FOREIGN COUNTRIES	4,123	2,846	2,284	2,229	1,333	5,25,510	5,69,400	5,02,392	4,00,461	2,09,897
<i>Share of Bengal</i>	3,201	1,481	1,263	1,600	930	3,98,790	2,38,360	2,09,034	2,05,462	83,508
" Bombay	3,430	2,493	1,338	1,489	1,119	4,59,730	4,85,170	3,38,033	2,97,699	1,92,450
" Sind	990	729	78	128	259	1,37,020	1,52,810	17,323	21,433	36,151
" Madras	939	1,259	169	683	403	1,00,910	2,89,050	40,898	1,38,988	68,394
" Burma	1,036	1,193	634	973	549	1,46,160	2,65,430	1,66,565	2,19,373	93,439
TOTAL	9,508	7,154	3,482	4,869	3,260	12,42,610	14,80,820	7,72,358	8,82,955	4,73,942 (b)
Farinaceous and patent foods—										
Farinaceous foods in bulk (I. E.) (a)—					Cwts.					
United Kingdom	—	—	—	—	290	—	—	—	—	7,347
Ceylon	—	—	—	—	67	—	—	—	—	1,010
Straits settlements (including Labuan)	—	—	—	—	225,955	—	—	—	—	34,02,356
Hongkong	—	—	—	—	8,576	—	—	—	—	2,08,327
TOTAL BRITISH EMPIRE .	—	—	—	—	234,907	—	—	—	—	37,99,046
Java	—	—	—	—	13,747	—	—	—	—	2,12,863
China (exclusive of Hong-kong and Macao)	—	—	—	—	1,044	—	—	—	—	32,358
Japan	—	—	—	—	172	—	—	—	—	2,585
United States of America—										
<i>Vid Atlantic Coast</i>	—	—	—	—	73	—	—	—	—	3,101
Other Foreign countries	—	—	—	—	4	—	—	—	—	95
TOTAL FOREIGN COUNTRIES	—	—	—	—	15,040	—	—	—	—	2,51,002
<i>Share of Bengal</i>	—	—	—	—	135,356	—	—	—	—	18,02,899
" Bombay	—	—	—	—	29,002	—	—	—	—	5,08,462
" Sind	—	—	—	—	1,110	—	—	—	—	18,002
" Madras	—	—	—	—	41,857	—	—	—	—	6,48,761
" Burma	—	—	—	—	42,612	—	—	—	—	10,71,924
TOTAL	—	—	—	—	240,937	—	—	—	—	40,50,048

(a) Separately recorded from 1923-24.
 (b) Duty was collected on Rs. 4,73,212 in 1923-24.

No. 13—continued

ARTICLES AND COUNTRIES OF CONSIGNMENT; ALSO SHARE OF EACH PROVINCE	QUANTITY					VALUE				
	1919-20	1920-21	1921-22	1922-23	1923-24	1919-20	1920-21	1921-22	1922-23	1923-24
Provisions and Oilman's stores—continued.										a
<i>Farinaceous and patent foods—continued</i>										
Milk foods for infants and invalids (wholly or mainly milk) (I. E) (a)—					Cwts.					
United Kingdom	—	—	—	—	12,247	—	—	—	—	23,04,400
Ceylon	—	—	—	—	72	—	—	—	—	14,880
Straits Settlements (includ- ing Labuan)	—	—	—	—	135	—	—	—	—	32,102
Hongkong	—	—	—	—	6	—	—	—	—	110
Victoria	—	—	—	—	97	—	—	—	—	20,980
New South Wales	—	—	—	—	65	—	—	—	—	14,023
Queensland	—	—	—	—	6	—	—	—	—	1,509
<i>Australian Commonwealth (Total)</i>	—	—	—	—	168	—	—	—	—	36,317
TOTAL BRITISH EMPIRE .	—	—	—	—	12,628	—	—	—	—	23,88,087
Germany	—	—	—	—	3	—	—	—	—	6,046
Netherlands	—	—	—	—	53	—	—	—	—	4,065
Switzerland	—	—	—	—	87	—	—	—	—	18,903
Italy	—	—	—	—	38	—	—	—	—	5,821
United States of America—										
<i>Via Atlantic Coast</i>	—	—	—	—	310	—	—	—	—	51,575
" Pacific "	—	—	—	—	44	—	—	—	—	2,173
Other Foreign Countries	—	—	—	—	5	—	—	—	—	908
TOTAL FOREIGN COUNTRIES	—	—	—	—	545	—	—	—	—	84,551
<i>Share of Bengal</i>	—	—	—	—	6,322	—	—	—	—	11,00,730
" <i>Bombay</i>	—	—	—	—	1,410	—	—	—	—	3,32,121
" <i>Sind</i>	—	—	—	—	452	—	—	—	—	76,615
" <i>Madras</i>	—	—	—	—	2,844	—	—	—	—	6,79,737
" <i>Burma</i>	—	—	—	—	1,845	—	—	—	—	3,83,435
TOTAL	—	—	—	—	13,173	—	—	—	—	24,72,638
Other sorts (I. E) (a)—					Cwts.					
United Kingdom	—	—	—	—	13,925	—	—	—	—	9,98,812
Straits Settlements (includ- ing Labuan)	—	—	—	—	1,042	—	—	—	—	19,977
Hongkong	—	—	—	—	154	—	—	—	—	12,480
Other British Possessions	—	—	—	—	26	—	—	—	—	1,321
TOTAL BRITISH EMPIRE .	—	—	—	—	15,147	—	—	—	—	10,32,670
Netherlands	—	—	—	—	171	—	—	—	—	2,405
China (exclusive of Hong- kong and Macão)	—	—	—	—	73	—	—	—	—	1,984
United States of America—										
<i>Via Atlantic Coast</i>	—	—	—	—	10,260	—	—	—	—	4,51,428
" Pacific "	—	—	—	—	77	—	—	—	—	8,906
Other Foreign Countries	—	—	—	—	41	—	—	—	—	1,324
TOTAL FOREIGN COUNTRIES	—	—	—	—	10,622	—	—	—	—	4,61,104
<i>Share of Bengal</i>	—	—	—	—	8,760	—	—	—	—	4,81,348
" <i>Bombay</i>	—	—	—	—	4,782	—	—	—	—	2,93,116
" <i>Sind</i>	—	—	—	—	5,388	—	—	—	—	2,78,307
" <i>Madras</i>	—	—	—	—	4,637	—	—	—	—	3,32,300
" <i>Burma</i>	—	—	—	—	2,302	—	—	—	—	1,08,704
TOTAL	—	—	—	—	25,769	—	—	—	—	14,93,774
										(b)

No. 13—continued

ARTICLES, AND COUNTRIES OF CONSIGNMENT; ALSO SHARE OF EACH PROVINCE	QUANTITY					VALUE				
	1919-20	1920-21	1921-22	1922-23	1923-24	1919-20	1920-21	1921-22	1922-23	1923-24
						R	R	R	R	R
Provisions and Oilman's stores—continued										
<i>Farinaceous and Patent foods—concluded</i>										
<i>Total Farinaceous and Patent foods—</i>	<i>Cwts.</i>	<i>Cwts.</i>	<i>Cwts.</i>	<i>Cwts.</i>	<i>Cwts.</i>					
United Kingdom	18,700	32,278	15,110	22,628	20,471	13,03,460	32,75,500	21,48,051	20,09,325	33,10,646
Aden and Dependences	5	181	600	2,500	..
Ceylon	1,347	16	44	536	140	63,820	1,720	8,736	10,889	15,088
Straits Settlements (including Labuan)	226,981	213,990	244,885	232,639	227,132	38,85,770	33,32,400	33,20,884	34,42,186	35,44,495
Hongkong	904	2,049	3,197	7,793	8,736	30,680	85,050	1,16,127	2,86,043	3,10,023
South Australia (including Northern Territory)	24	20	..	1,860	5,149	..
Victoria	017	163	419	216	102	50,060	15,840	31,130	27,661	21,486
New South Wales	267	4	076	34	83	35,950	240	33,595	7,311	14,071
Queensland	6	1,500
<i>Australian Commonwealth (Total)</i>	<i>1,198</i>	<i>157</i>	<i>1,094</i>	<i>270</i>	<i>191</i>	<i>87,870</i>	<i>16,080</i>	<i>64,534</i>	<i>40,116</i>	<i>37,666</i>
New Zealand (including Nauru and British Samoa)	462	30,800
Other British Possessions	23	5	37	7	2	790	950	81	445	87
TOTAL BRITISH EMPIRE	249,615	248,495	264,391	263,054	2,12,672	54,09,180	67,61,880	66,59,015	64,00,503	72,10,804
Sweden	100	1,490	..
Germany	15	4	3,273	6,120
Netherlands	10	120	171	220	..	1,160	3,508	5,013	6,470
Belgium	5	..	18	4	..	770	..	1,710	565
Switzerland	1	29	87	170	3,300	37	..	13,963
Italy	5	33	58	50	..	285	1,037	6,298
Austria	45	1,702	20
Hungary
Java	2,098	391	2,725	178	13,748	38,690	5,900	30,894	2,262	2,12,020
China (exclusive of Hongkong and Macao)	644	1,201	1,458	1,914	1,117	19,020	44,480	48,263	64,765	34,342
Japan	9	687	209	22	189	670	14,090	3,083	827	2,822
United States of America—										
<i>Via Atlantic Coast</i>	16,550	3,917	4,768	10,940	10,643	6,74,100	2,44,750	2,22,663	5,10,418	5,6,102
<i>" Pacific "</i>	2,044	239	108	53	121	1,90,590	15,820	9,545	5,548	6,138
Other Foreign Countries	12	..	7	16	16	570	..	884	557	896
TOTAL FOREIGN COUNTRIES	21,367	6,479	9,391	13,595	26,207	9,23,860	3,30,270	3,10,112	5,98,592	7,06,656
<i>Share of Bengal</i>	<i>150,413</i>	<i>130,564</i>	<i>129,059</i>	<i>141,000</i>	<i>150,938</i>	<i>31,32,600</i>	<i>34,21,050</i>	<i>25,54,446</i>	<i>27,62,152</i>	<i>33,84,977</i>
<i>" Bombay</i>	<i>28,569</i>	<i>44,835</i>	<i>60,646</i>	<i>32,929</i>	<i>35,194</i>	<i>6,68,980</i>	<i>8,35,150</i>	<i>10,15,039</i>	<i>9,63,566</i>	<i>11,33,698</i>
<i>" Sind</i>	<i>10,500</i>	<i>4,092</i>	<i>2,431</i>	<i>5,083</i>	<i>6,850</i>	<i>4,20,970</i>	<i>2,51,830</i>	<i>2,66,215</i>	<i>3,55,681</i>	<i>3,72,924</i>
<i>" Madras</i>	<i>63,426</i>	<i>69,896</i>	<i>39,712</i>	<i>47,949</i>	<i>49,138</i>	<i>13,34,510</i>	<i>13,55,630</i>	<i>10,06,063</i>	<i>11,21,970</i>	<i>15,60,798</i>
<i>" Burma</i>	<i>27,674</i>	<i>35,537</i>	<i>40,924</i>	<i>60,528</i>	<i>46,759</i>	<i>7,76,980</i>	<i>12,25,490</i>	<i>11,36,362</i>	<i>17,75,726</i>	<i>16,64,063</i>
TOTAL	270,982	254,974	273,772	277,489	288,879	63,93,040	70,92,150	59,78,125	69,99,095	80,16,460
Gins (L. E.)—	Cwts.	Cwts.	Cwts.	Cwts.	Cwts.					
United Kingdom	18	28	15	150	94	1,150	1,840	1,762	7,731	5,346
Aden and Dependences	1	56	1	129	406	70	5,880	80	6,184	34,477
Mesopotamia*	2	642	252	171	47,987	9,066
Bahrain Islands	137	1	9	15,330	..	40	50	534
Ceylon	8	42	29	11	31	860	4,600	2,156	696	2,246
Straits Settlements (including Labuan)	2	76	15	29	18	240	8,460	1,326	2,297	999
Natal	43	..	1	1	15	4,360	..	150	65	862
Zanzibar and Pemba	2,046	1,272	27	275	..	1,01,490	95,440	1,954	12,770	..
Kenya Colony	3,014	673	32	113	147	2,60,290	58,790	2,684	7,063	7,762
Tanganyika Territory	487	..	46	38,809	..	2,250
Other British Possessions	6	14	18	1	1	670	1,120	1,348	72	80
TOTAL BRITISH EMPIRE	5,275	2,161	627	1,550	1,109	4,74,490	1,76,130	45,280	84,921	63,622
Turkey, Asiatic	140	6	20,730	860
<i>Persian Gulf</i>
Mascat Territory and Trachel Oman	92	27	41	12	235	12,060	2,560	2,860	837	15,408
Other Native States in Arabia	25	25	..	21	..	2,950	2,580	23	1,177	..
Persia	179	11	1	21	184	26,110	1,060	35	1,483	15,151
Siam	12	1,600
German East Africa †	485	4,150	49,490	2,00,380
Other Foreign Countries	4	..	13	22	12	370	30	1,339	1,103	1,305
TOTAL FOREIGN COUNTRIES	931	4,240	60	76	431	1,02,740	3,05,970	4,307	4,600	31,864

* Included in Turkey, Asiatic prior to 1921-22.
 † Shown as "Tanganyika Territory" under the British Empire from 1931-23.

No. 13—continued

ARTICLES, AND COUNTRIES OF CONSIGNMENT; ALSO SHARE OF EACH PROVINCE	QUANTITY					VALUE				
	1919-20	1920-21	1921-22	1922-23	1923-24	1919-20	1920-21	1921-22	1922-23	1923-24
Provisions and Oilman's stores—continued						R	R	R	R	R
<i>Ghi (I. E.)—continued</i>	<i>Cwts.</i>	<i>Cwts.</i>	<i>Cwts.</i>	<i>Cwts.</i>	<i>Cwts.</i>					
Share of Bengal . . .	40	68	31	16	70	3,370	7,610	1,801	843	5,971
„ Bombay . . .	6,826	6,006	619	940	813	5,22,690	4,44,280	44,128	43,942	42,232
„ Sind . . .	329	247	1	616	589	49,940	20,490	106	40,774	44,478
„ Madras . . .	2	57	8	17	29	210	5,630	664	1,504	2,296
„ Burma . . .	9	24	38	38	9	890	3,190	2,998	2,458	509
TOTAL	6,206	6,401	687	1,620	1,540	5,77,200(a)	4,81,200(a)	49,587	89,531(a)	95,486(a)
<i>Istinglass (I. E.)—</i>	<i>Cwts.</i>	<i>Cwts.</i>	<i>Cwts.</i>	<i>Cwts.</i>	<i>Cwts.</i>					
United Kingdom . . .	18	58	37	27	30	7,060	15,970	20,270	14,654	15,517
Straits Settlements (includ- ing Labuan) . . .	68	24	28	65	7	12,790	4,380	5,250	15,835	2,381
Hongkong . . .	54	..	18	71	26	12,160	..	2,683	14,439	6,036
Other British Possessions	10	..	39
TOTAL BRITISH EMPIRE	140	82	78	154	63	32,020	20,360	28,242	44,918	23,934
China (exclusive of Hong- kong and Macao) . . .	7	7	4	2	3	1,270	880	952	858	1,440
Japan . . .	693	502	301	343	304	1,51,380	90,100	91,195	63,970	82,870
United States of America— Vid Atlantic Coast . . .	16	5,400
Other Foreign Countries	8	510	8	1	7
TOTAL FOREIGN COUNTRIES	716	512	306	344	307	1,56,050	91,490	92,155	64,833	84,317
Share of Bengal . . .	17	4	4	8	1	3,760	1,260	889	2,747	219
„ Bombay . . .	417	406	171	182	238	1,04,280	74,120	36,289	64,379	73,776
„ Sind . . .	34	17	28	18	11	9,270	6,970	16,490	445	6,068
„ Madras . . .	36	26	5	12	10	10,070	4,240	1,175	6,624	5,249
„ Burma . . .	352	142	175	278	110	62,660	25,260	33,554	56,556	22,939
TOTAL	866	694	363	498	370	1,90,070	1,11,840	90,397	1,29,751	1,08,251
<i>Jams and Jellies (I. E.)—</i>	<i>Cwts.</i>	<i>Cwts.</i>	<i>Cwts.</i>	<i>Cwts.</i>	<i>Cwts.</i>					
United Kingdom . . .	1,107	4,670	5,050	5,910	6,884	61,020	4,57,780	4,48,715	4,40,387	4,49,467
Ceylon . . .	9	35	10	1	29	580	2,700	818	226	1,695
Straits Settlements (includ- ing Labuan) . . .	4	42	59	28	71	290	4,000	4,119	458	3,021
Natal . . .	79	46	29	7	28	5,090	2,680	2,442	789	1,922
Kenya Colony	75	1,650	..
Canada— Vid Atlantic Coast	36	1	3,880	70
„ Pacific „	2	180
Western Australia	108	6,010
South Australia (including Northern Territory)	8	1	509	16	..	450	102	25,858	895
Victoria . . .	3,155	5,164	2,513	1,306	2,303	12,540	3,04,250	1,58,542	79,793	1,22,665
Tasmania . . .	1,416	154	614	1,052	3,750	66,026	10,270	26,556	58,006	1,79,842
New South Wales . . .	962	5,179	2,399	1,384	648	38,690	2,06,560	1,50,002	71,670	36,293
Queensland	54	37	90	4,495	4,150	..
<i>Australian Commonwealth (Total)</i>	<i>5,533</i>	<i>10,614</i>	<i>5,581</i>	<i>4,188</i>	<i>6,726</i>	<i>1,98,150</i>	<i>5,27,530</i>	<i>3,60,597</i>	<i>2,38,904</i>	<i>3,37,595</i>
Other British Possessions . . .	8	1	..	4	5	400	50	150	360	332
TOTAL BRITISH EMPIRE	6,740	15,446	10,730	10,223	13,743	2,66,490	9,98,850	8,00,911	6,92,668	7,94,072
Belgium	35	7,590	..	20	..
France	18	1	1	3	20	1,020	96	86	280
Switzerland	27	16	7	15	..	3,220	2,912	692	783
Italy . . .	1	217	8	..	1	80	10,170	653	2	147
Turkey, Asiatic
„ Persian Gulf	3	30	160
Japan . . .	13	15	8	1	1	770	1,180	445	67	86
United States of America— Vid Atlantic Coast . . .	69	103	62	229	51	8,100	22,530	10,562	16,092	5,419
„ Pacific „ . . .	295	699	232	281	445	23,910	81,780	20,279	20,064	16,214
Other Foreign Countries . . .	11	9	7	8	16	830	600	992	876	1,039
TOTAL FOREIGN COUNTRIES	389	1,212	334	597	532	33,740	1,29,190	25,039	37,808	23,968

(a) Duty was collected on Rs.70,600 in 1919-20, on Rs.77,220 in 1920-21, on Rs.351 in 1922-23 and on Rs.942 in 1923-24.

ARTICLES, AND COUNTRIES OF CONSIGNMENT; ALSO SHARE OF EACH PROVINCE	QUANTITY					VALUE				
	1919-20	1920-21	1921-22	1922-23	1923-24	1919-20	1920-21	1921-22	1922-23	1923-24
Provisions and Oilman's stores—continued										
<i>Jams and Jellies (I. E)—continued</i>	Cwts.	Cwts.	Cwts.	Cwts.	Cwts.	R	R	R	R	R
Share of Bengal	2,834	6,572	3,972	3,716	4,261	1,01,660	3,84,090	3,01,907	2,42,205	2,21,456
„ Bombay	3,391	6,483	3,927	3,387	5,323	1,50,660	3,20,550	2,66,674	2,11,912	2,98,672
„ Sind	281	948	1,600	1,646	1,763	16,670	1,00,560	1,46,888	1,14,850	1,16,652
„ Madras	369	1,658	635	1,067	1,584	18,140	1,62,950	61,416	74,553	95,702
„ Burma	254	1,997	930	1,033	1,344	13,100	1,33,880	87,065	70,956	86,502
TOTAL	7,129	16,668	11,064	10,749	14,275	3,00,280	11,27,040	8,41,950	7,20,476	8,18,000
Lard (I. E)—	Cwts.	Cwts.	Cwts.	Cwts.	Cwts.					
United Kingdom	10	110	84	79	135	1,170	19,000	10,511	7,740	12,241
Straits Settlements (including Labuan)	10	29	82	17	9	809	2,320	3,207	787	284
Hongkong	250	236	226	702	743	8,710	8,530	7,557	27,641	29,972
Victoria	1	17	14	8	..	80	2,160	1,980	936	..
New South Wales	5	13	9	450	1,560	904
Queensland	63	54	..	16	..	9,440	6,003	..	2,172
<i>Australian Commonwealth (Total)</i>	<i>6</i>	<i>93</i>	<i>68</i>	<i>8</i>	<i>25</i>	<i>530</i>	<i>13,160</i>	<i>7,983</i>	<i>936</i>	<i>3,064</i>
Other British Possessions	4	1	30	20	41	206	8
TOTAL BRITISH EMPIRE	276	468	460	810	914	11,330	43,080	29,359	37,370	45,66
United States of America—										
<i>Fid Atlantic Coast.</i>	12	1,015	14	18	50	1,250	94,200	1,440	1,181	4,10
„ Pacific „	27	7	2	18	..	2,490	870	165	1,277	..
Other Foreign Countries	6	1	3	1	..	650	20	165	14
TOTAL FOREIGN COUNTRIES	39	1,028	17	39	51	3,740	95,720	1,625	2,623	4,24
<i>Share of Bengal</i>	30	50	2	66	93	2,810	6,300	129	5,187	7,94
„ Bombay	8	10	4	2	..	630	1,020	461	162	..
„ Sind	7	5	21	11	19	840	980	2,657	1,150	1,77
„ Madras	15	16	2	2,790	1,393	315	..
„ Burma	270	1,416	436	767	863	10,790	1,27,660	25,844	33,179	40,18
TOTAL	315	1,496	477	840	965	15,070	1,38,750	30,984	39,993	49,90
Milk, condensed and preserved, including milk cream (I. E)—	Cwts.	Cwts.	Cwts.	Cwts.	Cwts.					
United Kingdom	8,066	7,909	17,458	12,652	6,415	8,96,870	6,25,280	13,02,707	12,03,042	4,07,83
Gibraltar	202	10,424	..
Malta and Gozo	345	10,090
Mesopotamia*	1	1	32	80	104	2,06
Ceylon	2,569	40	557	99	64	1,39,440	4,200	51,108	8,383	7,10
Straits Settlements (including Labuan)	17,155	3,338	6,299	5,360	2,331	10,14,960	2,88,700	5,69,935	4,05,637	1,50,89
Hongkong	1,148	4	72,460	73
Natal	1,082	113	7	54,030	7,410	30
Zanzibar and Pemba	741	1	..	50,800	64	..
Kenya Colony	1,009	..	23	42,610	..	636
Western Australia	108	7,130
South Australia (including Northern Territory)	4	750	..	190	70,875	..
Victoria	4,950	661	3,098	10,992	6,666	3,45,830	43,030	3,91,512	8,39,769	4,00,27
Tasmania	869	58,25
New South Wales	6,041	..	2,431	152	480	4,16,520	30	2,38,272	10,536	37,67
Queensland	970	2,747	2,235	1,894	610	68,760	1,76,130	2,14,834	1,60,462	47,36
<i>Australian Commonwealth (Total)</i>	<i>11,965</i>	<i>3,546</i>	<i>3,664</i>	<i>13,788</i>	<i>8,625</i>	<i>3,31,740</i>	<i>2,26,720</i>	<i>3,44,618</i>	<i>10,31,652</i>	<i>6,33,50</i>
New Zealand (including Nauru and Br. Samoa)	88	285	2,896	..
Other British Possessions	7	..	5	7	..	300	..	162	641	1
TOTAL BRITISH EMPIRE	43,741	14,846	33,352	32,148	17,508	26,02,080	11,51,860	27,88,616	27,12,738	12,08,50

No. 13—continued

ARTICLES, AND COUNTRIES OF CONSIGNMENT: ALSO SHARE OF EACH PROVINCE	QUANTITY					VALUE				
	1919-20	1920-21	1921-22	1922-23	1923-24	1919-20	1920-21	1921-22	1922-23	1923-24
Provisions and Oilman's stores—continued						R	R	R	R	R
<i>Milk, condensed and preserved, including milk cream (I. E.)— continued</i>	Cwts.	Cwts.	Cwts.	Cwts.	Cwts.					
Sweden	84	..	10	108	..	7,600	..	641	7,028
Norway	2,219	1,039	6,270	14,759	..	1,87,370	77,012	3,08,938	10,46,754
Denmark	53	68	83	149	..	5,520	6,431	4,378	8,382
Germany	17	166	57	1,610	9,773	2,328
Netherlands	348	1,765	18,366	13,108	25,764	14,270	1,12,290	16,53,764	6,59,017	14,35,446
Belgium	281	323	24	2,732	..	22,000	28,443	2,183	2,03,726
France	1	101	1,012	100	..	86	5,374	68,627
Switzerland	283	490	944	2,149	2,378	12,380	32,970	60,145	1,15,402	1,46,584
Italy	8	11	7	938	968	480	1,040	495	41,557	54,075
Austria	428	37,812
Hungary
Turkey, European	698	66,050
Turkey, Asiatic
Persian Gulf	9	143	400	5,850
Philippine Islands and Guam	375	375	12,000	20,000
China (exclusive of Hongkong and Macao)	924	429	804	..	26	63,130	20,630	58,242	..	2,940
Japan	6	460	14	..	1	400	24,180	1,948	20	234
Portuguese East Africa	19	2,920	24
United States of America—										
<i>Via Atlantic Coast</i>	16,940	34,695	22,122	5,206	4,760	0,93,350	25,19,830	15,68,122	4,00,255	3,51,393
<i>" Pacific "</i>	5,454	5,109	3,667	844	719	3,27,780	3,02,340	2,36,357	55,385	42,746
Other Foreign Countries	11	10	10	7	21	660	750	599	610	1,413
TOTAL FOREIGN COUNTRIES	23,998	46,913	48,184	28,906	53,395	14,16,900	33,30,510	36,51,016	16,99,533	33,72,300
<i>Share of Bengal</i>	<i>16,359</i>	<i>14,132</i>	<i>16,227</i>	<i>12,931</i>	<i>15,703</i>	<i>9,46,230</i>	<i>9,71,730</i>	<i>13,63,963</i>	<i>9,31,077</i>	<i>9,87,650</i>
<i>" Bombay</i>	<i>22,033</i>	<i>16,012</i>	<i>32,540</i>	<i>4,698</i>	<i>4,365</i>	<i>11,58,360</i>	<i>9,49,260</i>	<i>20,49,862</i>	<i>3,99,455</i>	<i>3,62,317</i>
<i>" Sind</i>	<i>1,424</i>	<i>2,994</i>	<i>1,970</i>	<i>1,251</i>	<i>1,366</i>	<i>98,900</i>	<i>2,09,010</i>	<i>1,61,738</i>	<i>90,669</i>	<i>1,15,111</i>
<i>" Madras</i>	<i>5,406</i>	<i>5,531</i>	<i>5,783</i>	<i>5,179</i>	<i>6,440</i>	<i>3,71,280</i>	<i>4,45,410</i>	<i>6,52,311</i>	<i>5,44,543</i>	<i>5,24,744</i>
<i>" Burma</i>	<i>23,467</i>	<i>24,070</i>	<i>25,016</i>	<i>37,095</i>	<i>42,389</i>	<i>14,34,170</i>	<i>19,06,960</i>	<i>22,11,768</i>	<i>24,46,672</i>	<i>26,80,956</i>
TOTAL	67,739	61,759	81,536	61,054	70,903	40,18,940	44,82,370	64,39,632	44,12,316	46,70,808
Pickles, Chutnies, Sauces, and Condiments (I. E.)—	Cwts.	Cwts.	Cwts.	Cwts.	Cwts.					
United Kingdom	5,041	5,694	2,989	3,610	3,027	4,43,640	6,08,630	4,17,896	4,45,534	4,57,230
Ceylon	145	181	369	288	213	1,970	2,560	5,153	2,503	2,365
Straits Settlements (including Labuan)	894	665	411	367	360	34,396	27,060	16,738	15,808	17,648
Hongkong	333	305	256	298	248	7,650	8,030	6,741	11,212	12,481
South Australia (including Northern Territory)	45	1	..	2,470	96	..
Victoria	329	14	27	21	..	25,030	720	2,300	1,791	215
Tasmania	1	1	43	37
New South Wales	124	242	8	20	48	9,050	13,540	865	1,115	3,547
Queensland	5	1	1,030	710
<i>Australian Commonwealth (Total)</i>	<i>513</i>	<i>257</i>	<i>35</i>	<i>43</i>	<i>49</i>	<i>27,580</i>	<i>14,970</i>	<i>3,165</i>	<i>3,045</i>	<i>3,799</i>
Other British Possessions	2	9	29	5	1	140	170	663	593	108
TOTAL BRITISH EMPIRE	6,668	7,001	4,088	4,611	4,798	5,25,370	6,62,320	4,50,351	4,79,605	4,93,631
Germany	22	..	71	1,240	..	8,936	10
France	10	145	29	3	8	3,710	11,490	4,218	601	1,147
Italy	8	12	44	12	..	130	874	2,689	608
China (exclusive of Hong- kong and Macao)	64	164	205	156	265	7,440	16,870	16,654	12,867	20,923
Japan	104	38	34	40	26	3,190	2,006	1,952	1,993	1,013

GENERAL IMPORTS

(304)

No. 13—continued

ARTICLES, AND COUNTRIES OF CONSIGNMENT; ALSO SHARE OF EACH PROVINCE	QUANTITY					VALUE				
	1919-20	1920-21	1921-22	1922-23	1923-24	1919-20	1920-21	1921-22	1922-23	1923-24
						R	R	R	R	R
Provisions and Oilman's stores—continued										
<i>Pickles, Chutnies, Sauces, and Condiments (I. E)—continued</i>	Cwts.	Cwts.	Cwts.	Cwts.	Cwts.					
United States of America—										
Via Atlantic Coast	452	520	391	212	196	81,210	69,160	51,035	23,763	21,133
" Pacific "	97	181	12	53	34	6,560	14,806	733	2,035	2,786
Other Foreign Countries	14	16	5	5	14	1,480	1,170	204	209	775
TOTAL FOREIGN COUNTRIES	747	1,089	688	384	565	53,190	1,16,950	75,665	49,003	48,305
Share of Bengal	1,838	2,280	1,231	1,556	1,407	1,44,690	2,30,010	1,62,298	1,63,589	1,50,559
" Bombay	1,343	891	316	411	238	1,13,350	67,720	44,255	62,066	29,288
" Sind	1,660	1,434	1,270	1,216	1,360	1,67,610	1,06,120	1,79,796	1,54,067	1,58,526
" Madras	583	836	669	634	737	41,260	83,350	46,146	46,883	70,942
" Burma	2,191	2,639	1,991	1,378	1,611	1,21,650	9,12,070	1,03,522	1,12,193	1,32,711
TOTAL	7,615	8,180	4,776	5,195	5,353	5,78,560	7,70,270	5,26,016	5,23,788	5,42,026
<i>Vinegar (excluding bottled vinegar) (I. E)—</i>	Gals.	Gals.	Gals.	Gals.	Gals.					
United Kingdom	14,723	16,010	16,644	15,068	12,817	27,000	19,940	32,812	28,201	20,739
Straits Settlements (including Labuan)	520	698	953	1,320	2,110	690	910	1,156	1,796	2,818
Hongkong	1,250	1,891	2,659	2,809	2,649	1,250	2,440	2,567	3,568	3,091
Victoria	1,971	206	550	50	..	4,710	160	1,358	80	..
New South Wales	72	90
Australian Commonwealth (Total)	2,043	206	650	50	..	4,890	160	1,353	80	..
Other British Possessions	341	672	118	5	30	710	210	164	34	80
TOTAL BRITISH EMPIRE	18,877	18,377	20,824	19,252	17,616	34,450	38,660	38,051	33,070	26,728
France	393	872	1,413	1,970	2,978	1,180	990	3,563	4,906	4,428
China (exclusive of Hongkong and Muko)	200	780	800	1,425	..	450	1,022	1,128	1,992
United States of America—										
Via Atlantic Coast	97	1,840	158	485	717	90	4,140	358	700	1,185
" Pacific "	484	640
Other Foreign Countries	27	272	188	40	29	20	580	804	56	84
TOTAL FOREIGN COUNTRIES	1,001	3,184	2,536	3,355	5,149	1,930	6,160	6,245	6,787	7,689
Share of Bengal	6,329	4,186	6,283	4,838	7,297	11,370	7,330	15,460	8,594	10,291
" Bombay	6,635	3,273	7,999	6,209	3,951	12,620	15,160	11,398	12,935	7,001
" Sind	1,891	260	653	1,778	1,617	2,270	370	1,320	3,711	2,638
" Madras	3,793	3,866	3,211	4,010	2,806	6,510	7,060	7,497	6,671	4,691
" Burma	2,830	4,986	5,217	5,772	7,165	3,410	9,770	7,701	8,655	9,746
TOTAL	19,878	21,501	28,363	22,607	22,755	10,380	39,820	43,296	40,466	34,417
<i>Other sorts of provisions (I. E)—</i>	Cwts.	Cwts.	Cwts.	Cwts.	Cwts.					
United Kingdom	3,809	3,577	3,120	4,084	2,832	2,77,040	3,25,650	3,15,900	3,27,561	2,56,005
Gibraltar	4	1,475
Mesopotamia*	—	—	20	24	85	—	—	863	1,484	1,270
Maldives	2	97	1	75	2,201	7
Ceylon	1,179	1,174	1,097	961	620	49,610	64,530	40,761	40,732	33,818
Straits Settlements (including Labuan)	1,897	2,280	3,022	1,851	2,465	94,560	1,10,070	92,841	91,070	1,29,940
Hongkong	4,697	3,070	2,460	4,306	3,420	1,48,060	1,17,970	1,07,724	1,51,888	1,23,220
Egypt†	21	6	9	23	—	2,400	1,100	614	2,970	—
Western Australia	26	..
South Australia (including Northern Territory)	3	2	..	2	..	250	390	..	654	40

* Included in Turkey, Asiatic prior to 1921-22
 † Shown as a Foreign Country from 1923-24

No. 13—continued

ARTICLES, AND COUNTRIES OF CONSIGNMENT; ALSO SHARE OF EACH PROVINCE	QUANTITY					VALUE				
	1919-20	1920-21	1921-22	1922-23	1923-24	1919-20	1920-21	1921-22	1922-23	1923-24
Provisions and Oilman's stores—continued						R	R	R	R	R
<i>Other sorts of provisions (I. E)</i> —continued	Cwts.	Cwts.	Cwts.	Cwts.	Cwts.					
Victoria	245	64	142	58	38	14,560	4,650	13,234	5,045	3,830
Tasmania	20	..	7	200	..	371	..
New South Wales	18	2	18	2	54	950	340	1,359	238	4,564
Queensland	4	279	350	18,400
Australian Commonwealth (Total)	270	367	160	69	92	16,090	23,980	14,693	7,334	3,443
Other British Possessions	8	24	24	3	2	480	400	486	227	143
TOTAL BRITISH EMPIRE	11,379	10,518	9,917	11,418	9,326	5,89,440	6,43,980	5,81,287	6,26,147	5,53,446
Norway	4	3	..	7	20	1,100	790	30	475
Germany	10	2	138	108	..	530	82	1,840	2,015
Netherlands	25	28	11	165	260	3,320	2,760	909	6,684	6,627
Belgium	129	10	1	132	..	4,700	1,940	53	4,403
France	162	373	67	88	218	14,070	34,020	9,127	10,731	20,138
Spain	1	4	3	10	2	80	920	90	1,133	302
Switzerland	20	1	2	3,380	200	378	..	220
Italy	112	17	38	100	647	11,470	8,840	2,343	8,564	30,424
Turkey, Asiatic Persian Gulf	23	27	1,710	390
Muskat Territory and Truchal Oman	50	4	10	23	45	1,090	130	140	378	507
Persia	16	61	87	6	10	520	2,200	2,082	408	305
China (exclusive of Hong- kong and Macao)	632	97	220	883	768	20,230	4,370	14,369	19,621	28,642
Japan	487	678	819	835	582	37,650	40,990	60,410	50,200	32,446
Egypt*	27	1,777
Portuguese East Africa	25	1,110
German East Africa	81	1,580
United States of America— Atl. Atlantic Coast	1,368	2,010	1,161	2,147	1,889	63,220	98,200	44,033	73,735	72,773
.. Pacific	412	263	355	141	108	30,460	26,370	37,496	12,822	11,930
Dutch West Indies	39	1,136	..
Other Foreign Countries	6	2	1	16	43	1,070	230	197	1,427	1,160
TOTAL FOREIGN COUNTRIES	3,339	3,780	2,798	4,082	4,846	1,00,290	2,28,030	1,75,292	1,88,822	2,19,484
<i>Share of Bengal</i>	<i>2,539</i>	<i>4,390</i>	<i>2,337</i>	<i>2,517</i>	<i>2,373</i>	<i>1,46,050</i>	<i>2,43,110</i>	<i>1,62,523</i>	<i>1,30,842</i>	<i>1,56,057</i>
.. Bombay	1,093	1,766	1,608	2,115	1,287	91,370	1,24,160	1,42,620	1,75,463	79,960
.. Sind	753	365	1,008	1,410	1,281	82,640	65,890	67,342	66,443	70,836
.. Madras	4,183	3,960	6,315	3,866	2,848	2,32,030	2,66,170	3,81,638	1,61,761	1,56,998
.. Burma	4,100	3,527	2,497	6,192	6,083	2,27,640	1,62,690	1,99,406	2,81,969	3,09,979
TOTAL	14,718	14,337	12,716	16,100	14,372	7,70,700(a)	8,72,010(a)	7,56,579	8,14,969(a)	7,72,930(a)
Total value of Pro- visions and Oilman's stores—										
United Kingdom	1,15,41,550	1,78,99,440	1,10,01,533	1,34,19,162	1,28,91,768
Gibraltar	7,490	1,020	1,907	10,424	..
Malta and Goso	19,980
Aden and Dependencies	6,860	13,880	3,103	9,020	35,730
Mesopotamia†	15,482	57,707	17,618
Bahrain Islands	15,750	1,080	151	3,094	3,150
Maldives	78	2,291	7
Ceylon	3,90,110	1,94,920	1,64,512	1,20,998	99,551
Straits Settlements (includ- ing Labuan)	52,94,880	41,95,830	42,62,396	42,49,902	41,02,575
Federated Malay States	620	1,770	2,161	407	30
Hongkong	4,72,100	4,09,070	5,53,799	7,65,182	6,93,128
Egypt*	5,600	6,790	3,588	9,296	..
Cape of Good Hope	2,940	320	..	54	235
Natal	1,11,930	54,110	38,361	26,287	20,884
Zanzibar and Pembo	2,12,420	99,000	15,747	12,885	2,143
Kenya Colony	3,06,936	61,790	6,363	12,421	17,584
Tanganyika Territory	41,571	..	2,792
Mauritius and Dependencies Canada—	280	2,150	1,828	1,331	200
Atl. Atlantic Coast	16,920	1,398	4,969	2,914
.. Pacific	2,090	9,750	8,541	5,600	9,338
British West India Islands	2,587
Western Australia	40	19,920	25	26	3
South Australia (including Northern Territory)	80,910	11,410	5,955	1,23,451	2,608

* Shown as a Foreign Country from 1923-24.

† Shown as "Tanganyika Territory" under the British Empire from 1921-22.

‡ Included in Turkey, Asiatic prior to 1921-22.

(a) Duty was collected on B7,79,699 in 1919-20, on B3,71,810 in 1920-21, on B3,14,273 in 1922-23, and on B7,40,943 in 1923-24.

No. 13—continued

ARTICLES, AND COUNTRIES OF CONSIGNMENT; ALSO SHARE OF EACH PROVINCE	QUANTITY					VALUE				
	1919-20	1920-21	1921-22	1922-23	1923-24	1919-20	1920-21	1921-22	1922-23	1923-24
						R	R	R	R	R
Provisions and Oilman's stores—concluded										
<i>Total value of Provisions and Oilman's stores—continued</i>										
Victoria	—	—	—	—	—	13,09,630	13,23,130	10,91,565	12,78,856	9,05,730
Tasmania	—	—	—	—	—	85,660	15,150	45,213	67,929	2,43,384
New South Wales	—	—	—	—	—	9,38,190	4,76,750	6,44,726	1,28,816	1,46,738
Queensland	—	—	—	—	—	1,92,910	4,03,950	3,28,836	2,00,233	77,397
<i>Australian Commonwealth (Total)</i>	—	—	—	—	—	26,06,440	22,50,310	21,16,330	17,99,316	13,74,660
New Zealand (including Nauru and British Samoa)	—	—	—	—	—	81,950	..	332	2,836	..
Fiji Islands	—	—	—	—	—	885	1,888	..
Other British Possessions	—	—	—	—	—	610	1,260	137
TOTAL BRITISH EMPIRE	—	—	—	—	—	2,10,03,260	2,52,16,410	1,91,61,723	2,05,15,969	1,93,83,568
Sweden	—	—	—	—	—	13,480	11,620	9,508	7,796	8,921
Norway	—	—	—	—	—	15,490	2,61,540	88,813	4,31,961	10,67,535
Denmark	—	—	—	—	—	80,410	1,47,490	30,074	85,534	63,376
Germany	—	—	—	—	—	..	17,240	90,888	1,61,914	91,834
Netherlands	—	—	—	—	—	5,41,530	11,83,520	25,84,859	15,78,452	20,72,320
Belgium	—	—	—	—	—	24,100	1,63,510	68,461	1,73,305	4,10,052
France	—	—	—	—	—	1,70,760	4,89,460	4,47,320	2,47,747	4,06,446
Spain	—	—	—	—	—	16,010	18,950	8,610	4,835	7,291
Portugal	—	—	—	—	—	..	99,940	2,34,202	8,80,443	5,69,432
Switzerland	—	—	—	—	—	21,150	2,34,990	2,54,436	1,97,615	1,96,458
Italy	—	—	—	—	—	45,060	1,62,280	36,065	1,18,332	1,58,887
Austria	—	—	—	—	—	..	10	37,937	14,278	2,067
Hungary	—	—	—	—	—
Greece	—	—	—	—	—	..	100	..	725	4,042
Turkey, European	—	—	—	—	—	..	69,720	50
Turkey, Asiatic	—	—	—	—	—	—	—	30	..	900
Levant and Black Sea	—	—	—	—	—	..	1,240
Red Sea	—	—	—	—	—	1,940	540
Persian Gulf	—	—	—	—	—	37,540	30,120
Smyrna	—	—	—	—	—	—	—	2,735
Mascat Territory and Trucial Oman	—	—	—	—	—	13,870	2,980	3,341	1,359	10,461
Other Native States in Arabia	—	—	—	—	—	3,650	5,200	630	3,728	471
Persia	—	—	—	—	—	27,780	4,480	3,269	4,764	19,540
Sumatra	—	—	—	—	—	..	770	..	2,709	..
Java	—	—	—	—	—	77,830	16,740	36,347	2,449	2,15,461
Siam	—	—	—	—	—	430	1,930	101	415	418
Philippine Islands and Guam	—	—	—	—	—	250	12,000	20,000
China (exclusive of Hongkong and Macao)	—	—	—	—	—	1,84,990	1,32,950	1,84,466	1,75,355	1,71,862
Japan	—	—	—	—	—	5,13,930	3,86,610	2,38,559	3,17,260	1,74,861
Egypt*	—	—	—	—	—	11,918
Portuguese East Africa	—	—	—	—	—	5,360	2,240	1,688	775	478
Madagascar	—	—	—	—	—	320	460	717	1,068	615
German East Africa †	—	—	—	—	—	41,320	2,98,200
Italian East Africa (Somaliland and Eritrea)	—	—	—	—	—	3,790	300	..
United States of America— <i>Via Atlantic Coast</i>	—	—	—	—	—	33,54,800	44,65,310	24,06,970	17,07,188	14,45,295
" Pacific "	—	—	—	—	—	28,91,220	26,59,300	9,85,940	10,89,910	9,19,557
Dutch West Indies	—	—	—	—	—	1,136	..
Uruguay	—	—	—	—	—	1,004
Hawaii	—	—	—	—	—	895	1,476	..
Other Foreign Countries	—	—	—	—	—	260	..	857	1,581	747
TOTAL FOREIGN COUNTRIES	—	—	—	—	—	80,87,860	1,08,76,680	78,74,582	72,14,410	86,38,298
<i>Share of Bengal</i>	—	—	—	—	—	1,00,70,550	1,14,13,750	79,35,763	77,82,597	80,26,301
" Bombay	—	—	—	—	—	89,59,540	92,96,440	82,86,776	64,39,064	64,16,724
" Sind	—	—	—	—	—	25,90,830	28,13,910	21,61,919	21,05,048	22,29,023
" Madras	—	—	—	—	—	27,54,130	41,97,400	27,63,569	29,49,725	34,32,612
" Burma	—	—	—	—	—	47,07,990	83,71,590	58,87,928	84,53,945	79,16,706
TOTAL	—	—	—	—	—	2,90,91,120	3,60,96,090	2,70,36,255	2,77,30,379	2,80,21,866

* Shown as a Foreign Country from 1923-24.

No. 13—continued

ARTICLES, AND COUNTRIES OF CONSIGNMENT; ALSO SHARE OF EACH PROVINCE	QUANTITY					VALUE				
	1919-20	1920-21	1921-22	1922-23	1923-24	1919-20	1920-21	1921-22	1922-23	1923-24
Railway plant and Rolling-stock—						R	R	R	R	R
<i>Carriages and wagons and parts thereof (III. N)—</i>										
United Kingdom	—	—	—	—	—	2,53,46,080	6,50,10,350	8,77,35,230	4,83,06,186	6,01,01,464
Mesopotamia*	—	—	—	—	—	—	—	..	2,08,766	..
Ceylon	—	—	—	—	—	13,100	355
Straits Settlements (including Labuan)	—	—	—	—	—	64,550	1,40,370	2,84,530	68,565	35,055
New South Wales	—	—	—	—	—	40	..
Australian Commonwealth (Total)	—	—	—	—	—	40	..
TOTAL BRITISH EMPIRE	—	—	—	—	—	2,64,23,710	6,51,50,720	8,80,19,810	4,85,81,557	6,01,30,874
Sweden	—	—	—	—	—	74,508	8,058	..
Denmark	—	—	—	—	—	11,502	61,734	41,771
Germany	—	—	—	—	—	2,80,208	5,15,489	2,33,828
Netherlands	—	—	—	—	—	5,499	27,060	1,754
Belgium	—	—	—	—	—	..	1,490	1,40,195	17,26,811	3,04,714
Italy	—	—	—	—	—	2,49,493	45,977
Austria	—	—	—	—	—	102
Hungary	—	—	—	—	—
Japan	—	—	—	—	—	5,12,030	1,61,220
United States of America—										
<i>Via Atlantic Coast</i>	—	—	—	—	—	40,01,070	1,29,700	3,90,118	2,66,821	48,240
<i>" Pacific "</i>	—	—	—	—	—	1,13,200	..	57,890	4,133	..
TOTAL FOREIGN COUNTRIES	—	—	—	—	—	46,26,000	2,92,410	9,77,910	28,59,594	7,60,395
<i>Share of Bengal</i>	—	—	—	—	—	1,91,50,820	3,24,79,900	6,02,83,426	2,38,90,781	3,96,76,234
<i>" Bombay "</i>	—	—	—	—	—	80,36,390	2,38,19,550	1,61,45,004	1,83,89,996	1,42,02,978
<i>" Sind "</i>	—	—	—	—	—	4,70,240	11,18,110	4,10,527	6,07,773	6,93,967
<i>" Madras "</i>	—	—	—	—	—	16,80,390	68,93,280	1,18,60,390	59,11,566	39,60,208
<i>" Burma "</i>	—	—	—	—	—	8,12,170	11,27,290	2,97,978	26,41,035	23,79,178
TOTAL	—	—	—	—	—	3,00,50,010	6,54,43,130	8,89,97,720	5,14,41,151	6,09,03,269 (a)
Locomotive engines and tenders and parts thereof (III. N)—										
United Kingdom	—	—	—	—	—	42,59,150	4,24,32,740	5,86,94,822	2,09,11,312	2,60,71,512
Mesopotamia*	—	—	—	—	—	—	—	30,060
Straits Settlements (including Labuan)	—	—	—	—	—	83,765	..	2,000
TOTAL BRITISH EMPIRE	—	—	—	—	—	42,59,150	4,24,32,740	5,88,08,647	2,09,11,312	2,60,73,512
Sweden	—	—	—	—	—	12,925	..
Germany	—	—	—	—	—	23,340	8,06,949	72,022
Belgium	—	—	—	—	—	..	3,55,250	1,17,822	21,307	4,08,778
France	—	—	—	—	—	4,855	1,770
United States of America—										
<i>Via Atlantic Coast</i>	—	—	—	—	—	80,230	5,32,800	1,40,124	1,91,644	1,21,877
TOTAL FOREIGN COUNTRIES	—	—	—	—	—	80,230	8,88,050	2,81,286	5,96,680	6,01,317
<i>Share of Bengal</i>	—	—	—	—	—	19,35,120	2,38,46,380	2,84,47,115	80,60,879	53,47,439
<i>" Bombay "</i>	—	—	—	—	—	12,37,850	1,30,56,050	1,37,70,372	83,83,083	1,48,39,543
<i>" Sind "</i>	—	—	—	—	—	2,31,630	4,33,480	42,74,960	2,44,300	24,055
<i>" Madras "</i>	—	—	—	—	—	7,32,420	69,82,530	1,49,18,253	47,27,050	41,97,698
<i>" Burma "</i>	—	—	—	—	—	1,61,660	3,350	36,79,233	92,680	4,29,224
TOTAL	—	—	—	—	—	42,08,380	4,33,20,790	5,00,89,083	2,16,07,002	2,70,37,959
Materials for construction—										
<i>Bridge-work (III. N)—</i>										
United Kingdom	1,471	5,874	11,724	9,355	21,023	3,97,540	23,01,270	74,02,367	32,87,856	49,78,370
Western Australia	2,911	5,54,687
Australian Commonwealth (Total)	2,911	5,54,687
TOTAL BRITISH EMPIRE	1,471	5,874	14,635	9,355	21,023	3,97,540	23,01,270	79,57,054	32,87,856	49,78,370
United States of America—										
<i>Via Atlantic Coast</i>	27	12,405

* Included in Turkey, Asiatic prior to 1921-22.
(a) Duty was collected on 116,09,00,094 in 1923-24.

ARTICLES, AND COUNTRIES OF CONSIGNMENT; ALSO SHARE OF EACH PROVINCE	QUANTITY					VALUE				
	1919-20	1920-21	1921-22	1922-23	1923-24	1919-20	1920-21	1921-22	1922-23	1923-24
						R	R	R	R	R
Railway plant and Rolling-stock—continued										
Materials for construction—continued										
Bridge-work (III. N)—continued	Tons	Tons	Tons	Tons	Tons					
Share of Bengal	130	1,738	1,047	1,426	8,114	35,420	6,29,250	8,69,210	4,13,691	19,10,373
„ Bombay	1,071	473	1,981	3,101	10,326	2,89,750	2,14,900	38,04,982	19,69,546	24,07,201
„ Madras	247	554	3,041	3,037	1,460	64,620	1,96,880	18,52,769	6,72,493	3,91,933
„ Burma	23	3,109	2,566	691	1,150	1,760	13,66,230	14,92,093	2,32,127	2,30,777
TOTAL	1,471	6,874	14,635	9,255	21,050	3,97,540	23,01,270	79,57,054	82,87,866	49,90,784
Rails, chairs, and fish plates of steel or iron (III. N)—	Tons	Tons	Tons	Tons	Tons					
United Kingdom	37,715	37,213	67,962	81,979	70,487	71,72,560	1,28,26,000	1,47,02,954	1,21,14,532	95,73,261
Federated Malay States	52	4,488
TOTAL BRITISH EMPIRE	37,715	37,213	67,962	81,979	70,539	71,72,560	1,28,26,000	1,47,02,954	1,21,14,532	95,77,749
Sweden	23	2,238
Denmark	47	0,028
Germany	493	..	276	66,315	65	38,514
Netherlands	10	283	2,500	28,221
Belgium	268	1,157	461	7,476	..	61,080	2,22,166	69,165	8,69,505
United States of America— of Atlantic Coast	115	5	28	11	2	23,000	20,230	34,371	9,101	2,675
TOTAL FOREIGN COUNTRIES	115	273	1,678	482	8,107	23,000	81,310	3,22,372	80,831	9,47,181
Share of Bengal	13,930	19,674	29,049	50,094	20,349	22,66,190	71,86,930	74,96,845	72,78,821	27,99,479
„ Bombay	12,599	11,767	24,693	14,337	30,045	26,42,940	36,23,860	42,20,090	21,81,476	39,80,720
„ Sind	1,430	6,603	6,284	947	6,815	2,56,810	18,43,480	11,46,817	1,49,321	8,21,490
„ Madras	6,787	836	7,813	16,900	7,589	13,44,830	1,40,080	17,13,591	25,54,669	17,91,827
„ Burma	3,084	206	2,101	133	13,348	6,61,290	1,13,020	4,48,380	31,176	17,31,614
TOTAL	37,830	37,486	69,640	82,461	78,040	72,00,560	1,29,07,870	1,50,26,826	1,21,96,368	1,05,24,930
Sleepers and keys of steel or iron (III. N)—	Tons	Tons	Tons	Tons	Tons					
United Kingdom	9,302	32,129	38,585	77,351	26,007	18,82,260	77,62,310	91,69,796	1,51,82,461	45,45,221
Western Australia	9	1,152
Australian Commonwealth (Total)	9	1,152
TOTAL BRITISH EMPIRE	9,302	32,129	38,585	77,351	26,076	18,82,260	77,62,310	91,69,796	1,51,82,461	45,46,373
Sweden	9	3,280
Germany	8	170	30	800	23,435	4,081
Netherlands	11	600	1,432
Belgium	51	878	51	27,821	58,423	4,503
United States of America— Via Atlantic Coast	45	..	5	1	..	10,550	..	5,118	225	..
TOTAL FOREIGN COUNTRIES	45	..	59	549	101	10,550	..	33,239	82,683	13,995
Share of Bengal	9,105	33	16	13,672	4,794	18,55,920	7,840	2,469	34,30,804	8,94,547
„ Bombay	31,373	37,171	30,855	19,261	..	77,26,670	88,66,316	60,32,416	33,26,950
„ Sind	51	796	2,336	17,450	1,58,723	6,48,399	22
„ Madras	242	72	661	26,735	2,122	36,800	11,350	1,85,627	52,62,017	3,35,819
„ Burma	2	1,508	..
TOTAL	9,347	32,129	38,644	77,900	26,177	18,92,810	77,62,310	92,03,035	1,52,65,144	146,60,368

No. 13—continued

ARTICLES, AND COUNTRIES OF CONSIGNMENT; ALSO SHARE OF EACH PROVINCE	QUANTITY					VALUE				
	1919-20	1920-21	1921-22	1922-23	1923-24	1919-20	1920-21	1921-22	1922-23	1923-24
Railway plant and Rolling-stock—continued						R	R	R	R	R
Materials for construction—concluded										
Sleepers of wood* (III. N)—	Tons	Tons	Tons	Tons	Tons					
United Kingdom	58	..	928	687	..	4,490	..	1,20,813	88,041
Canada—										
Via Atlantic Coast	660	2,13,799
" Pacific "	6,216	..	4,331	3,006	..	20,76,000	..	0,30,546	4,09,023
Western Australia	409	9,951	9,922	4,033	13,285	64,250	12,43,310	14,99,456	8,41,686	18,02,158
Victoria	1	200	..
Australian Commonwealth (Total)	409	9,951	9,922	4,034	13,285	64,250	12,43,310	14,99,456	8,41,686	18,02,158
Other British Possessions	5	2	500	201	15
TOTAL BRITISH EMPIRE	409	16,225	10,587	9,295	17,008	64,250	33,22,860	17,13,755	16,05,536	23,00,137
Germany	25	3,455	..
Siam	362	282	14	719	..	44,020	30,460	2,000	91,054	..
United States of America—										
Via Atlantic Coast	3,426	6,285	6,882	6,15,119	8,14,395	9,04,195
" Pacific "	6,401	..	13	4,564	..	14,55,780	..	1,640	5,08,360
Other Foreign Countries	1	60	..	15
TOTAL FOREIGN COUNTRIES	362	6,683	3,441	7,042	11,436	44,020	14,86,190	6,17,179	9,10,545	15,02,570
Share of Bengal	12,617	4,036	6,298	18,917	..	35,30,790	8,28,918	8,16,051	24,73,119
" Bombay	771	6,164	9,942	1,675	7,047	1,09,170	6,63,780	15,02,016	2,15,798	9,80,613
" Madras	4,137	..	8,364	2,540	..	6,14,480	..	14,84,232	3,48,984
TOTAL	771	22,908	14,028	16,837	28,504	1,09,170	48,09,050	23,30,934	25,16,081	38,02,710
Other kinds of materials—(III. N)—	Tons	Tons	Tons	Tons	Tons					
United Kingdom	4,708	10,791	10,954	12,397	13,054	18,73,800	44,44,630	62,72,738	41,08,853	40,70,041
Ceylon	1	..	9	4,937	..	2,098
Straits Settlements (including Labuan)	6	2,835
Natal	1	1,640
New South Wales	1,205
Australian Commonwealth (Total)	1,205
TOTAL BRITISH EMPIRE	4,708	10,791	10,962	12,397	13,063	18,73,800	44,44,630	62,83,350	41,08,853	40,82,029
Sweden†	1	1,095
Norway	1,860
Germany	141	285	506	28,890	38,565	1,37,348
Netherlands	4	25	437	1,954	14,428	1,05,530
Belgium	63	339	312	770	1,410	22,930	2,20,490	1,59,138	1,94,598	3,64,340
Italy	1	6,836
Japan	3	7,860
United States of America—										
Via Atlantic Coast	4	124	6	5	149	17,840	95,910	28,301	10,816	68,202
TOTAL FOREIGN COUNTRIES	76	463	465	1,065	2,513	50,496	3,16,460	2,18,283	2,58,407	7,43,420
Share of Bengal	1,934	933	1,128	4,814	6,778	10,41,280	9,77,330	12,66,100	15,31,539	20,31,310
" Bombay	1,796	3,125	7,351	4,146	3,504	5,60,010	27,81,800	35,38,779	12,58,097	12,72,626
" Sind	48	1,806	457	634	392	18,700	6,22,900	3,67,658	2,09,175	1,34,946
" Madras	841	309	11,877	3,139	3,696	2,29,840	1,93,120	8,84,652	9,98,920	9,54,660
" Burma†	159	281	616	949	1,206	75,060	1,86,780	4,54,078	3,19,549	4,32,613
TOTAL	4,778	11,254	11,427	13,462	15,576	19,24,290	47,61,030	65,01,633	43,67,260	48,26,055(a)

* Include sleepers of Jarrah and other wood.
(a) Duty was collected on Rs48,87,817 in 1923-24.

GENERAL IMPORTS

(400)

No. 13 -continued

ARTICLES AND COUNTRIES OF CONSIGNMENT; ALSO SHARE OF EACH PROVINCE	QUANTITY					VALUE				
	1910-20	1920-21	1921-22	1922-23	1923-24	1919-20	1920-21	1921-22	1922-23	1923-24
Railway plant and Rolling-stock--excluded						R	R	R	R	R
<i>Total value of Railway plant and Rolling-stock--</i>										
United Kingdom	--	--	--	--	--	4,09,31,370	13,47,81,850	18,36,77,952	10,40,32,013	11,03,38,71
Mesopotamia*	--	--	--	--	--	--	--	30,000	2,06,766	--
Ceylon	--	--	--	--	--	18,100	--	4,937	180	3,04
Straits Settlements (including Labuan)	--	--	--	--	--	64,550	1,40,370	3,71,630	63,676	37,07
Federated Malay States	--	--	--	--	--	--	--	--	--	4,48
Natal	--	--	--	--	--	--	--	1,640	--	--
Canada--										
<i>Vid Atlantic Coast</i>	--	--	--	--	--	--	--	2,13,709	--	--
" Pacific "	--	--	--	--	--	--	20,75,080	--	6,39,546	4,09,02
Western Australia	--	--	--	--	--	64,250	12,43,310	20,54,143	2,44,688	18,03,31
Victoria	--	--	--	--	--	--	--	--	200	--
New South Wales	--	--	--	--	--	--	--	1,205	40	--
<i>Australian Commonwealth (Total)</i>	--	--	--	--	--	64,250	12,43,310	20,55,348	2,44,926	18,03,31
TOTAL BRITISH EMPIRE	--	--	--	--	--	4,10,73,270	13,52,40,590	18,66,55,366	10,57,92,107	11,25,05,61
Sweden	--	--	--	--	--	--	--	74,503	20,978	6,62
Norway	--	--	--	--	--	1,860	--	--	--	--
Denmark	--	--	--	--	--	--	--	11,502	61,734	47,70
Germany	--	--	--	--	--	--	--	3,99,048	9,46,958	4,86,30
Netherlands	--	--	--	--	--	--	--	7,453	44,588	1,96,04
Belgium	--	--	--	--	--	22,930	6,38,310	6,76,162	20,70,304	21,01,93
France	--	--	--	--	--	--	--	--	4,355	1,77
Italy	--	--	--	--	--	--	--	--	2,49,493	52,81
Siam	--	--	--	--	--	44,920	30,460	2,000	91,055	--
Japan	--	--	--	--	--	5,19,890	1,61,220	60	--	--
United States of America--										
" Atlantic Coast	--	--	--	--	--	40,96,690	7,78,640	12,22,151	12,93,002	11,57,00
" Pacific "	--	--	--	--	--	1,13,200	14,55,780	57,390	5,773	5,98,36
Other Foreign Countries	--	--	--	--	--	--	--	--	--	11
TOTAL FOREIGN COUNTRIES	--	--	--	--	--	47,99,490	30,64,360	24,50,769	47,88,740	46,50,42
<i>Share of Bengal</i>	--	--	--	--	--	2,63,13,750	6,85,51,430	9,31,25,162	4,51,72,546	5,81,33,05
" Bombay	--	--	--	--	--	1,23,76,000	5,18,25,610	5,18,27,559	3,34,30,411	4,08,10,53
" Sind	--	--	--	--	--	9,77,130	46,49,000	63,59,385	17,58,968	16,74,48
" Madras	--	--	--	--	--	39,88,000	1,34,22,240	3,14,21,233	2,16,00,847	1,13,74,01
" Burma	--	--	--	--	--	17,17,830	27,96,670	63,72,757	33,18,075	52,54,00
TOTAL	--	--	--	--	--	4,58,72,700	14,13,04,050	18,91,06,185	11,05,80,847	11,72,40,04
Rubber--										
<i>Raw (I, J)--</i>	Lbs.	Lbs.	Lbs.	Lbs.	Lbs.					
Ceylon	264	1,552	2,976	810	13,710	290	1,190	1,712	293	12,90
Straits Settlements (including Labuan)	--	844	--	110	40,320	--	1,740	--	100	32,46
Other British Possessions	--	332	565	5	112	--	430	572	23	44
TOTAL BRITISH EMPIRE	264	2,728	3,541	425	54,142	290	3,360	2,284	421	45,81
TOTAL FOREIGN COUNTRIES	--	--	3,122	--	--	--	--	753	--	--
<i>Share of Bengal</i>	250	224	1,120	6	2,232	280	120	353	23	2,40
" Bombay	--	1,552	5,531	130	51,910	--	1,190	2,143	193	43,41
" Sind	--	--	--	--	--	--	20	--	--	--
" Madras	14	952	12	290	1,02	1,02	2,030	6	200	--
TOTAL	264	2,728	6,063	425	54,142	290	3,390	3,037	421	45,81

* Included in Turkey, Asiatic prior to 1921-22.

No. 13—continued

ARTICLES, AND COUNTRIES OF CONSIGNMENT; ALSO SHARE OF EACH PROVINCE	QUANTITY					VALUE				
	1919-20	1920-21	1921-22	1922-23	1923-24	1919-20	1920-21	1921-22	1922-23	1923-24
Rubber—continued										
Manufactures—										
Tyres for motor vehicles (III. O)—	No.	No.	No.	No.	No.					
United Kingdom	40,915	67,905	37,410	43,875	60,191	34,77,690	34,96,540	26,40,113	28,27,958	35,16,507
Aden and Dependencies	8	28	73	41	..	600	2,656	4,168	2,112
Mesopotamia*	12	26	254	900	2,618	3,772
Ceylon	587	881	3,303	2,529	483	50,370	85,600	2,49,537	1,30,270	25,685
Straits Settlements (including Labuan)	5,423	6,420	6,746	6,540	4,130	4,11,630	4,37,400	3,83,954	4,35,846	2,33,073
Natal	6	24	238	870	2,425	21,210	..
Canada :										
Via Atlantic Coast	580	1,430	13,036	8,577	..	47,350	91,368	7,86,745	4,60,320
" Pacific "	656	12	133	56,290	470	8,008	..
Victoria	1,001	1,274	175	1,26,560	1,05,172	6,984	..
New South Wales Australian Commonwealth (Total)	77	489	6,250	43,600
..	..	1,763	1,763	175	1,26,810	1,48,762	6,984	..
New Zealand (including Nauru and British Samoa)	1,200	1,27,100
Other British Possessions	15	14	..	960	599	..
TOTAL BRITISH EMPIRE	52,940	78,104	62,000	66,489	73,670	39,40,050	42,41,510	36,68,345	42,33,472	42,41,369
Germany	601	5,806	9,189	10,712	..	40,160	4,51,844	6,64,905	10,92,283
Netherlands	38	615	1,534	2,821	19,153	77,384
Belgium	582	7,048	32	9	142	32,410	1,16,190	2,357	686	5,327
France	18,769	22,881	31,097	47,520	54,589	14,29,110	14,78,510	22,14,878	34,29,115	31,01,875
Switzerland	500	25,547
Italy	13,943	53,971	15,493	10,361	2,319	9,84,120	43,59,040	11,50,958	7,19,770	1,28,793
Austria	26	2,635	..
Hungary
Turkey, European	392	53,720
Java	2	..	170	50	..	16,323
Philippine Islands and Guam	4	535	120	6	..	820	37,200	15,399	889	..
Japan	125	13	..	10,360	4,051	..
United States of America—										
Via Atlantic Coast	23,640	36,565	19,492	23,240	25,507	17,37,840	32,38,690	18,58,468	15,65,789	13,34,164
" Pacific "	16,849	4,635	2,833	540	291	12,87,990	4,95,160	1,92,075	29,072	15,284
Other Foreign Countries	7	..	6	9	..	140	..	150	538	..
TOTAL FOREIGN COUNTRIES	73,971	126,228	75,587	91,368	1,01,094	54,81,840	98,18,660	69,28,305	61,26,558	57,55,100
Share of Bengal	73,827	98,696	63,012	59,721	59,865	53,95,730	73,13,910	40,08,822	39,21,134	32,44,382
" Bombay	41,148	82,160	53,013	62,994	73,143	31,36,130	63,32,720	41,28,746	46,08,341	44,63,165
" Sind	417	2,678	335	722	2,029	24,450	1,76,110	26,141	25,247	93,210
" Madras	8,050	16,083	19,031	27,012	27,797	6,37,840	8,99,950	12,65,106	16,59,982	15,96,016
" Burma	3,339	4,716	2,196	7,358	11,946	2,28,340	3,38,380	1,55,835	4,14,778	6,00,396
TOTAL	120,811	204,332	127,587	157,807	1,74,770	94,22,490	1,40,60,170	95,84,650	1,06,60,030	99,96,469
Tubes for motor tyres (III. O)—	No.	No.	No.	No.	No.					
United Kingdom	54,362	134,716	35,605	38,114	62,023	8,51,040	12,26,740	3,55,993	3,59,833	5,10,052
Aden and Dependencies	4	8	0	157	12	120	120	150	1,313	89
Mesopotamia*	52	20	72	500	142	1,033
Ceylon	911	748	3,300	2,439	714	12,560	4,500	34,565	20,678	5,233
Straits Settlements (including Labuan)	1,950	3,810	3,839	3,588	2,801	27,230	40,200	35,076	31,096	22,819
Canada :										
Via Atlantic Coast	1,006	1,242	10,066	7,082	..	15,010	12,085	94,195	53,503
" Pacific "	36	31	280	324	..
Victoria	541	3,349	212	195	..	8,230	45,500	8,578	1,072	..
New South Wales Australian Commonwealth (Total)	2	6	50	100
..	..	3,351	918	195	..	8,230	45,550	3,678	1,072	..
Other British Possessions	26	352	..
TOTAL BRITISH EMPIRE	57,708	143,678	44,200	54,636	72,704	8,99,180	13,56,240	4,43,299	5,09,930	6,12,729
Germany	840	4,471	3,526	18,996	..	12,950	44,221	35,199	1,50,919
Netherlands	11	266	983	318	1,291	5,969
Belgium	469	1,341	29	3,433	112	5,250	19,320	353	36,571	1,120
France	32,500	64,242	71,342	73,723	73,617	6,06,120	7,99,040	7,00,495	8,53,920	6,53,701
Italy	2,319	7,707	867	1,470	1,742	38,670	1,26,420	33,132	14,316	16,433
Turkey, European	335	10,400
Philippine Islands and Guam	112	85	1,200	1,182

* Included in Turkey, Asiatic prior to 1921-22.

No. 13—continued

ARTICLES, AND COUNTRIES OF CONSIGNMENT; ALSO SHARE OF EACH PROVINCE	QUANTITY					VALU				
	1910-20	1920-21	1921-22	1922-23	1923-24	1910-20	1920-21	1921-22	1922-23	1923-24
Rubber—continued						R	R	R	R	R
<i>Manufactures—continued</i>	No.	No.	No.	No.	No.					
Tubes for motor tyres (III. O)— <i>continued</i>										
United States of America— <i>Via Atlantic Coast</i>	14,158	33,716	15,093	17,258	17,017	2,11,770	4,65,080	1,82,421	1,67,077	1,36,184
.. Pacific ..	14,463	5,634	581	287	48	2,56,860	1,08,140	5,687	2,147	346
Other Foreign Countries	7	30	3	62	...	150	230	25	737	...
TOTAL FOREIGN COUNTRIES	63,976	113,946	93,382	99,995	113,415	11,18,940	15,42,850	9,67,534	11,00,368	9,64,672
<i>Share of Bengal</i>	58,508	81,533	64,828	59,101	58,303	9,96,390	11,35,840	5,84,767	6,96,850	5,02,580
.. Bombay ..	54,931	149,193	61,575	62,579	83,633	9,02,680	14,36,120	6,15,088	5,93,981	7,09,792
.. Sind ..	406	3,025	712	491	3,148	3,660	87,850	9,213	6,050	26,214
.. Madras ..	6,720	16,336	49,057	23,341	28,169	83,660	1,82,770	1,76,868	2,52,316	2,44,679
.. Burma ..	1,879	4,556	1,410	7,119	12,364	26,130	56,510	24,497	61,191	94,136
TOTAL	121,744	267,644	187,582	154,631	186,119	20,18,020	28,99,090	14,11,033	16,09,388	15,77,401(a)
Tyres and tubes for cycles (III. O)					No.					
(b)—United Kingdom	—	—	—	—	466,117	—	—	—	—	15,85,192
Straits settlements (including Labuan)	—	—	—	—	6,831	—	—	—	—	10,139
Canada— <i>Via Atlantic Coast</i>	—	—	—	—	8	—	—	—	—	20
TOTAL BRITISH EMPIRE	—	—	—	—	472,956	—	—	—	—	16,05,351
Germany	—	—	—	—	161,934	—	—	—	—	2,02,345
Netherlands	—	—	—	—	8,803	—	—	—	—	10,394
Belgium	—	—	—	—	2,021	—	—	—	—	4,707
France	—	—	—	—	68,724	—	—	—	—	1,74,749
Italy	—	—	—	—	4,568	—	—	—	—	8,717
Other Foreign Countries	—	—	—	—	212	—	—	—	—	556
TOTAL FOREIGN COUNTRIES	—	—	—	—	246,262	—	—	—	—	5,00,558
<i>Share of Bengal</i>	—	—	—	—	185,359	—	—	—	—	6,07,211
.. Bombay ..	—	—	—	—	352,912	—	—	—	—	9,65,291
.. Sind ..	—	—	—	—	36,813	—	—	—	—	64,462
.. Madras ..	—	—	—	—	106,585	—	—	—	—	3,50,349
.. Burma ..	—	—	—	—	37,519	—	—	—	—	1,08,596
TOTAL	—	—	—	—	719,218	—	—	—	—	20,95,909
Other manufactures (except apparel and boots and shoes) (III. O)										
United Kingdom	—	—	—	—	—	39,17,920	68,12,280	34,65,021	45,94,575	21,20,305
Mesopotamia*	—	—	—	—	—	—	—	595	60,295	7,570
Ceylon	—	—	—	—	—	2,17,550	68,850	10,353	16,508	26,865
Straits Settlements (including Labuan)	—	—	—	—	—	1,35,260	76,300	79,742	83,195	77,117
Hongkong	—	—	—	—	—	1,900	200	750	11	..
Canada— <i>Via Atlantic Coast</i>	—	—	—	—	—	19,314	15,306	25,192
.. Pacific ..	—	—	—	—	—	2,273	..
Victoria	—	—	—	—	—	16,290	14,700	20,382	6,686	1,038
New South Wales	—	—	—	—	—	730	3,420	140	317	..
Australian Commonwealth (Total)	—	—	—	—	—	16,020	18,120	20,522	7,003	1,038
Other British Possessions	—	—	—	—	—	80	400	7	7	20
TOTAL BRITISH EMPIRE	—	—	—	—	—	42,88,680	69,76,060	35,96,304	47,88,173	22,58,107
Sweden	—	—	—	—	—	..	1,240	315	12	132
Germany	—	—	—	—	—	..	39,810	1,53,838	3,39,470	2,61,925
Netherlands	—	—	—	—	—	..	90	3,644	3,706	7,212
Belgium	—	—	—	—	—	10,550	28,060	10,431	46,950	10,844
France	—	—	—	—	—	2,44,990	2,29,040	2,18,624	43,016	7,911
Italy	—	—	—	—	—	33,500	2,02,330	1,961	43,843	19,045
Austria	—	—	—	—	—	4,272
Hungary	—	—	—	—	—
Turkey, Asiatic	—	—	—	—	—
Persian Gulf	—	—	—	—	—	2,350	1,120	—	—	..
Persia	—	—	—	—	—	3,755	..
Java	—	—	—	—	—	7,796	1,288
China (exclusive of Hongkong and Macao)	—	—	—	—	—	9,970	—	3,085	1,281	100
Japan	—	—	—	—	—	1,95,650	2,35,060	62,300	1,11,425	1,11,506
United States of America— <i>Via Atlantic Coast</i>	—	—	—	—	—	3,80,800	4,37,410	3,80,660	3,60,260	4,43,971
.. Pacific ..	—	—	—	—	—	52,600	52,630	8,867	753	..
Other Foreign Countries	—	—	—	—	—	60	70	160	50	202
TOTAL FOREIGN COUNTRIES	—	—	—	—	—	9,30,470	12,67,410	8,43,385	9,62,765	8,68,508

* Included in Turkey, Asiatic prior to 1921-22.

(a) Duty was collected on Rs 15,77,330 in 1923-24

(b) Separately recorded from 1923-24

No. 13—continued

ARTICLES, AND COUNTRIES OF CONSIGNMENT; ALSO SHARE OF EACH PROVINCE	QUANTITY					VALUE				
	1910-20	1920-21	1921-22	1922-23	1923-24	1910-20	1920-21	1921-22	1922-23	1923-24
Rubber—concluded						R	R	R	R	R
Manufactures—concluded										
Other manufactures (except apparel and boots and shoes) (III. O)—continued										
Share of Bengal	—	—	—	—	—	13,43,050	19,54,700	16,46,619	20,68,674	13,19,022
„ Bombay	—	—	—	—	—	23,42,160	43,32,660	18,60,454	25,24,261	10,83,673
„ Sind	—	—	—	—	—	1,51,620	4,68,380	1,33,007	2,05,932	1,68,626
„ Madras	—	—	—	—	—	5,48,320	9,33,080	3,79,912	4,60,910	1,84,833
„ Burma	—	—	—	—	—	3,33,470	6,64,850	5,19,697	5,00,431	3,68,439
TOTAL	—	—	—	—	—	52,19,150	82,43,070	44,39,080	57,50,228	31,26,016
Total value of Rubber manu- factures—										
United Kingdom	—	—	—	—	—	82,40,650	1,15,95,500	64,70,127	77,82,366	77,52,036
Aden and Dependencies	—	—	—	—	—	120	1,120	2,812	5,511	2,201
Mesopotamia*	—	—	—	—	—	—	—	2,121	72,055	12,395
Ceylon	—	—	—	—	—	2,80,460	1,03,540	2,94,455	1,70,451	57,683
Straits Settlements (Includ- ing Labuan)	—	—	—	—	—	5,74,120	5,02,960	4,98,772	5,50,137	3,43,148
Hongkong	—	—	—	—	—	1,000	200	750	650	..
Natal	—	—	—	—	—	20	870	2,425	21,348	..
Canada	—	—	—	—	—
Via Atlantic Coast	—	—	—	—	—	..	62,390	1,23,607	8,96,246	5,30,035
„ Pacific „	—	—	—	—	—	..	66,290	750	10,665	..
Victoria	—	—	—	—	—	23,520	1,80,760	1,20,132	14,742	1,038
New South Wales	—	—	—	—	—	730	9,720	43,830	317	..
Australian Commonwealth (Total)	—	—	—	—	—	24,250	1,90,480	1,72,962	16,059	1,038
New Zealand (including Nauru and British Samoa)	—	—	—	—	—	1,37,100
Other British Possessions	—	—	—	—	—	970	..	7	187	20
TOTAL BRITISH EMPIRE	—	—	—	—	—	91,28,510	1,25,78,410	70,95,948	95,30,675	87,07,556
Sweden	—	—	—	—	—	..	1,240	315	12	132
Germany	—	—	—	—	—	..	1,42,910	6,40,908	10,20,643	17,97,472
Netherlands	—	—	—	—	—	..	90	6,683	24,150	1,09,950
Belgium	—	—	—	—	—	48,210	1,63,580	13,141	83,916	22,088
France	—	—	—	—	—	22,70,220	25,06,600	31,38,402	43,25,181	39,38,230
Switzerland	—	—	—	—	—	30	..	25,707
Italy	—	—	—	—	—	10,56,290	46,97,790	11,80,051	7,77,929	1,72,988
Austria	—	—	—	—	—	2,837	4,372
Hungary	—	—	—	—	—
Turkey, European	—	—	—	—	—	..	64,180
Turkey, Asiatic	—	—	—	—	—
Persian Gulf	—	—	—	—	—	2,400	1,120
Persia	—	—	—	—	—	25	3,755	..
Java	—	—	—	—	—	50	..	16,323	7,766	1,569
Philippine Islands and Guam	—	—	—	—	—	820	38,400	14,581	880	119
China (exclusive of Hong- kong and Macao)	—	—	—	—	—	9,070	..	3,085	1,814	100
Japan	—	—	—	—	—	2,06,160	2,25,800	62,300	1,15,011	1,11,556
United States of America—										
Via Atlantic Coast	—	—	—	—	—	23,30,410	41,41,180	24,21,530	20,83,126	19,14,408
„ Pacific „	—	—	—	—	—	15,97,470	6,55,030	2,06,129	31,972	15,630
Other Foreign Countries	—	—	—	—	—	30	20	150	50	124
TOTAL FOREIGN COUNTRIES	—	—	—	—	—	75,31,150	1,20,28,020	77,30,424	84,88,071	80,88,838
Share of Bengal	—	—	—	—	—	77,36,700	1,04,03,560	61,40,208	66,76,708	56,73,195
„ Bombay	—	—	—	—	—	68,80,970	1,11,61,500	66,04,868	77,27,083	72,24,223
„ Sind	—	—	—	—	—	1,79,730	6,82,340	1,68,361	2,36,229	3,59,512
„ Madras	—	—	—	—	—	13,75,320	20,16,600	18,21,850	24,03,228	23,74,877
„ Burma	—	—	—	—	—	6,87,940	9,49,140	7,00,028	6,76,393	11,71,587
TOTAL	—	—	—	—	—	1,66,59,600	2,52,02,330	1,54,35,372	1,80,19,646	1,67,90,304
Total value of Rubber Raw and Manufactures	—	—	—	—	—	1,66,59,600	2,52,02,330	1,54,38,400	1,80,20,667	1,68,42,205

* Included in Turkey, Asiatic prior to 1921-22.

No. 13—continued

ARTICLES, AND COUNTRIES OF CONSIGNMENT; ALSO SHARE OF EACH PROVINCE	QUANTITY					VALUE				
	1919-20	1920-21	1921-22	1922-23	1923-24	1919-20	1920-21	1921-22	1922-23	1923-24
	Tons	Tons	Tons	Tons	Tons	R	R	R	R	R
Salt (I. I)—										
United Kingdom	81,498	98,088	71,890	86,680	91,835	39,13,640	35,85,380	25,75,552	30,31,879	23,20,140
Aden and Dependencies	133,309	182,852	149,334	172,084	180,957	60,41,350	67,52,670	40,76,166	52,11,403	39,99,333
Ceylon	3	..	1	1	..	1,500	220	255	101	28
Egypt	117,463	117,348	100,830	98,257	..	53,15,150	44,34,100	32,97,267	29,52,918	..
Western Australia	1	50
South Australia (including Northern Territory)	6	2	..	310	40	47	90	..
Victoria	24	29	17	5	1	4,010	2,710	1,020	223	139
Tasmania	4
New South Wales	29	46	8	..	1	2,490	9,500	499	96	140
Queensland	22	21	11	3	1	1,490	1,570	1,180	387	301
Australian Commonwealth (Total)	81	97	36	10	3	8,300	13,870	2,716	796	634
Other British Possessions	10	8	11	3	4	940	770	1,058	641	822
TOTAL BRITISH EMPIRE	332,364	393,398	331,108	357,544	278,799	1,54,80,880	1,47,87,210	1,05,53,044	1,11,97,328	63,20,957
Germany	101,105	41,002	56,272	24,930	..	34,98,810	12,71,202	17,48,747	6,71,748
Spain	60,811	67,646	61,635	65,291	14,015	29,95,110	24,79,310	20,98,124	19,95,410	3,31,142
Tunis	4,430	1,81,140
Italian East Africa (Somaliland and Britres)	52,907	54,316	33,672	63,017	76,488	24,61,960	18,64,720	12,49,508	10,36,022	18,25,624
Egypt	80,369	18,77,384
United States of America— Via Atlantic Coast	17	5	7	..	1	1,880	1,130	679	95	112
.. Pacific	72	11,790	550	..	60	74
Other Foreign Countries	5	3	3	0	4	780	580	500	792	826
TOTAL FOREIGN COUNTRIES	113,872	227,571	141,319	184,599	195,807	54,71,520	60,20,240	46,15,013	56,82,026	47,06,910
Share of Bengal	495,504	566,299	410,351	481,026	418,978	1,88,45,850	2,04,80,890	1,32,52,161	1,46,27,709	92,42,236
.. Bombay	239	167	195	251	270	45,770	29,120	50,931	37,538	41,319
.. Sind	50	152	17	28	26	9,210	23,760	1,196	1,641	2,039
.. Madras	51	95	114	44	52	9,110	18,700	5,116	6,029	5,623
.. Burma	40,389	54,251	61,250	57,784	55,280	20,42,160	22,60,920	18,58,653	22,06,937	17,36,650
TOTAL	440,236	620,964	472,427	642,133	474,606	2,09,52,400	2,28,13,450	1,51,68,057	1,68,79,854	1,10,27,867
Seeds—										
Oil seeds—										
Essential (H. K)—	Tons	Tons	Tons	Tons	Tons					
United Kingdom	323	275	44	1,74,360	1,18,110	18,719	125	1,758
Mesopotamia*	15	6	8	36,558	12,081	8,814
Ceylon	29	181	27	2	3	17,400	58,820	15,472	627	1,313
Straits Settlements (including Labuan)	6	..	7	4	..	2,250	60	2,586	3,165	44
Hongkong	5	1	2,507	246
Egypt	11	34	3,920	5,440
Other British Possessions	1	3	..	1	870	630	87	..	176
TOTAL BRITISH EMPIRE	359	441	96	17	12	1,98,800	1,83,080	73,422	19,105	12,351

* Included in Turkey, Asiatic prior to 1921-22.

† Shown as a Foreign country from 1923-24.

No. 13—continued

ARTICLES, AND COUNTRIES OF CONSIGNMENT; ALSO SHARE OF EACH PROVINCE	QUANTITY					VALUE				
	1919-20	1920-21	1921-22	1922-23	1923-24	1919-20	1920-21	1921-22	1922-23	1923-24
Seeds—continued										
Oil Seeds—continued						R	R	R	R	R
Essential (II. K)—continued	Tons	Tons	Tons	Tons	Tons					
Germany	12	66	66	70	..	4,510	29,930	17,865	18,001
Netherlands	224	130	118	98	118	1,03,010	55,160	34,561	30,530	30,418
Belgium	15	..	1	4,176	..	2,744
France	1,121	626	339	..	8	5,87,480	2,64,180	1,64,411	..	1,900
Italy	11	44	5,190	17,950	85
Turkey, Asiatic
Persian Gulf	15	11	56,570	80,450
Peru	26	21	11	33	14	32,810	15,660	8,302	12,205	4,560
China (exclusive of Hongkong and Macao)	8	1	6	..	250	2,102	1,216	4,475
Japan	8	1	5	2,380	690	2,741
Egypt †	1	1,200
Other Foreign Countries	2	..	270	7	..	510
TOTAL FOREIGN COUNTRIES	1,400	854	590	183	220	7,88,040	3,89,110	2,46,456	61,825	64,810
Share of Bengal	10	6,510
" Bombay	1,699	1,138	660	192	223	9,39,160	5,03,520	3,08,662	75,203	70,228
" Sind	6	6	..	1	3	6,960	2,910	64	664	1,427
" Madras	51	146	23	7	7	31,200	62,090	10,927	4,676	5,512
" Burma	4	6	3	2,510	3,660	234	387	..
TOTAL	1,760	1,295	686	200	233	9,86,340	5,72,170(a)	3,19,877(a)	80,930	77,107(a)
Non-essential—										
Castor (II. K)—	Tons	Tons	Tons	Tons	Tons					
Kenya Colony	44	10,430
Other British Possessions	1	1	300	250
TOTAL BRITISH EMPIRE	44	1	1	10,430	300	250
Java	222	64,620
Japan	38	10,030
Portuguese East Africa	34	13	10	8,350	2,587	3,305	..
United States of America— Via Atlantic Coast	1	30
TOTAL FOREIGN COUNTRIES	256	34	13	10	..	74,580	8,350	2,587	3,305	..
Share of Bengal	256	74,570
" Bombay	44	35	14	16	..	10,440	8,650	2,631	3,305	..
" Madras	16
TOTAL	300	35	14	16	..	85,010	8,650	2,646	3,305	..
Copra or coconut kernel (II. K)—	Tons	Tons	Tons	Tons	Tons					
Aden and Dependencies	18	..	2	..	1	5,080	70	682	..	342
Mesopotamia*	1	464	..
Maldives	5	..	12	84	..	1,940	..	3,721	18,206	..
Ceylon	25,475	7,517	976	98	26	1,06,34,110	32,33,000	4,17,948	37,571	9,486
Straits Settlements (including Labuan)	189	16	1	..	55	58,920	7,380	815	12	22,175
Zanzibar and Pemba	9	..	14	..	4	5,000	..	6,028	..	1,550
Kenya Colony	28	2	55	11,690	740	26,904
Tanganyika Territory	6	2,820
Seychelles	62	675	582	14	506	22,330	2,91,900	2,65,647	4,120	1,90,106
TOTAL BRITISH EMPIRE	25,766	8,210	1,648	197	652	1,05,39,070	35,53,130	7,23,565	55,373	2,24,469
Italy	6	1,460
Maskat Territory and Trucial Oman	4	2	1,500	380
Other Native States in Arabia	141	38	51,960	15,280
Portuguese East Africa	10	142	4	1	..	3,850	55,499	1,400	400
Other Foreign Countries	140	150
TOTAL FOREIGN COUNTRIES	151	50	142	4	1	55,900	19,660	55,499	1,400	400

(a) Duty was collected on Rs.62,720 in 1920-21, on Rs.19,868 in 1921-22, and on Rs.74,847 in 1923-24
* Included in Turkey, Asiatic prior to 1921-22.
† Shown as a Foreign country from 1923-24.

ARTICLES AND COUNTRIES OF CONSIGNMENT; ALSO SHARE OF EACH PROVINCE	QUANTITY					VALUE				
	1919-20	1920-21	1921-22	1922-23	1923-24	1919-20	1920-21	1921-22	1922-23	1923-24
<i>Seeds—continued</i>										
<i>Oil seeds—continued</i>										
<i>Non-essential—continued</i>										
<i>Copra or coconut kernel (II. K.)—continued</i>	Tons	Tons	Tons	Tons	Tons	R	R	R	R	R
<i>Share of Bengal</i>	17,389	2,554	655	148	..	69,41,860	11,10,910	2,99,295	37,552	..
<i>„ Bombay</i>	7,206	4,569	851	47	596	30,90,250	19,59,570	3,77,484	17,419	2,02,089
<i>„ Sind</i>	177	104	58	87,690	63,850	28,332
<i>„ Madras</i>	1,145	1,025	196	6	57	4,74,930	4,45,260	73,453	1,802	22,770
<i>„ Burma</i>	..	8	3,200
TOTAL	26,917	8,260	1,700	201	653	1,05,04,130	35,72,790	7,79,064	56,773	2,24,859
<i>Cotton (II. K.)—</i>	Tons	Tons	Tons	Tons	Tons					
<i>Ceylon</i>	2	4	21	7	..	120	450	2,745	564	2
<i>Other British Possessions</i>	1	2	5	120	420	689	75	183
TOTAL BRITISH EMPIRE	3	6	26	7	..	240	870	3,434	639	185
<i>Mascat Territory and Trucial Oman</i>	62	21,040
<i>United States of America—Via Atlantic Coast</i>	1	2,260	..	5
<i>Other Foreign Countries</i>	20	..	18	..	80
TOTAL FOREIGN COUNTRIES	62	..	1	21,060	..	2,278	..	85
<i>Share of Bengal</i>	..	1	110
<i>„ Bombay</i>	1	1	5	120	130	693	15	268
<i>„ Sind</i>	62	..	1	21,040	..	2,269
<i>„ Madras</i>	2	4	21	7	..	140	630	2,745	564	2
<i>„ Burma</i>	60	..
TOTAL	65	6	27	7	..	21,300	870	5,707(a)	639	270
<i>Groundnuts (II. K.)—</i>	Tons	Tons	Tons	Tons	Tons					
<i>Ceylon</i>	11	1,614
<i>Straits Settlements (including Labuan)</i>	8	12	1	2	4	3,460	4,200	539	843	1,830
<i>Hongkong</i>	301	180	..	68,480
<i>Zanzibar and Pemba</i>	16	7	5,100	2,410	27
<i>Kenya Colony</i>	..	98	21,410
<i>Tanganyika Territory</i>	51	11,064
<i>Other British Possessions</i>	1	348
TOTAL BRITISH EMPIRE	24	112	414	2	15	8,740	28,080	70,467	843	3,444
<i>China (exclusive of Hongkong and Macao)</i>	0	2	3,280	470	..	20	..
<i>Portuguese East Africa</i>	14	306	175	3,720	99,900	37,444
<i>Other Foreign Countries</i>	2	2	670	570	9
TOTAL FOREIGN COUNTRIES	25	370	176	7,670	1,00,940	37,444	20	9
<i>Share of Bombay</i>	39	463	227	..	5	12,260	1,22,340	48,835	..	878
<i>„ Sind</i>	2	7	670	2,410	5
<i>„ Madras</i>	..	10	6	..	2,900	736
<i>„ Burma</i>	8	2	362	2	4	3,460	1,370	59,076	872	1,834
TOTAL	49	482	580	2	15	10,410	1,29,020(b)	1,07,911(b)	872	3,453(b)
<i>Linseed (II. K.)—</i>	Tons	Tons	Tons	Tons	Tons					
<i>United Kingdom</i>	..	37	50	24,450	..	340	..
<i>Mesopotamia*</i>	13	2	34	3,580	698	4,200
<i>Ceylon</i>	..	3	1,040
<i>Kenya Colony</i>	..	4	1,020
<i>Other British Possessions</i>	..	1	190	52	140	..
TOTAL BRITISH EMPIRE	..	45	13	2	34	50	20,700	3,632	1,178	4,260
<i>Turkey, Asiatic</i>
<i>Persian Gulf</i>	13	4,630
<i>Persia</i>	82	13	33	25	61	18,170	3,140	6,524	4,235	9,490
<i>Sumatra</i>	1,267	..
<i>Portuguese East Africa</i>	9	9	10	1,020
<i>Italian East Africa (Somaliland and Eritrea)</i>	35	6,304
<i>Argentine Republic (including the Atlantic Coast of Patagonia)</i>	9
TOTAL FOREIGN COUNTRIES	95	13	77	34	61	22,800	3,150	14,448	6,162	9,589

* Included in Turkey, Asiatic prior to 1921-22.
(a) Duty was collected in Rs. 697 on 1921-22.
(b) Duty was collected, on Rs. 26,120 in 1920-21 on Rs. 79,067 in 1921-22, and on Rs. 2,510 in 1923-24.

No. 13—continued

ARTICLES, AND COUNTRIES OF CONSIGNMENT; ALSO SHARE OF EACH PROVINCE	QUANTITY					VALUE				
	1919-20	1920-21	1921-22	1922-23	1923-24	1919-20	1920-21	1921-22	1922-23	1923-24
						R	R	R	R	R
Seeds—continued										
<i>Oil seeds—continued</i>										
<i>Non-essential—continued</i>										
Linseed (H. K)—continued	Tons	Tons	Tons	Tons	Tons					
Share of Bengal	60
.. Bombay . . .	95	58	90	36	95	22,800	24,800	17,936	6,928	13,766
.. Sind	92	62	90
.. Madras	202	..
.. Burma	50	52	143	..
TOTAL	95	58	90	36	95	22,850	29,850	18,080	7,330	13,846
Mustard (H. K)—	Tons	Tons	Tons	Tons	Tons					
Ceylon	6	3	..	5	2	1,340	60	46	613	171
Other British Possessions	1	170	330	23	57	376
TOTAL BRITISH EMPIRE	6	4	..	5	2	1,510	390	69	670	547
France	15	4,920
<i>Share of Bengal</i>	6	1,450	20	120
.. Bombay	15	3	2	4,800	359	171
.. Madras	4	..	2	..	60	310	46	254	..
.. Burma	40	23	67	376
TOTAL	5	4	15	5	2	1,510	390	4,989(a)	670	547
Poppy (H. K)—	Tons	Tons	Tons	Tons	Tons					
TOTAL BRITISH EMPIRE	2	..	30	..	26	657	..
Persia	13	8	..	2	20	3,890	1,030	..	312	3,676
<i>Share of Bombay</i>	13	8	..	2	20	3,890	1,000	26	312	3,676
.. Sind	30
.. Madras	30
.. Burma	2	657	..
TOTAL	13	8	..	4	20	3,920	1,030	26	969	3,676
Opium (H. K)—	Tons	Tons	Tons	Tons	Tons					
TOTAL BRITISH EMPIRE	1	2	310	327
TOTAL FOREIGN COUNTRIES	10	18	..
<i>Share of Bengal</i>	1	310
.. Bombay	2	18	327
.. Sind	10
TOTAL	1	2	320	18	327

(a) Duty was collected on this in 1921-22.

No. 13—continued

ARTICLES, AND COUNTRIES OF CONSIGNMENT; ALSO SHARE OF EACH PROVINCE	QUANTITY					VALUE				
	1919-20	1920-21	1921-22	1922-23	1923-24	1919-20	1920-21	1921-22	1922-23	1923-24
	Tons	Tons	Tons	Tons	Tons	R	R	R	R	R
Seeds—continued										
Oil seeds—continued										
Non-essential—continued										
Sesamum (oil or linseed) (II. K.)—										
Mesopotamia*	—	—	..	17	7	—	—	..	3,843	1,3
Ceylon	512	89	1	1,51,880	26,690	132	20	2
Straits Settlements (including Labuan)	800	22	148	62	2	2,55,560	9,070	5,334	17,081	7
Zanzibar and Pomba	9	149	3,320	45,460
Kenya Colony	17	109	7,150	59,890
Tanganyika Territory	—	—	26	—	—	6,035
Other British Possessions	1	2	532	1	1	510	710	97	486	2
TOTAL BRITISH EMPIRE	1,348	461	706	80	11	4,18,420	1,41,820	11,598	21,430	2,0
Persia	8	6	..	11	12	850	1,360	..	2,216	1,5
China (exclusive of Hong-kong and Macao)	37	13,700	28	..
Portuguese East Africa	117	917	428	50	18	42,110	2,70,180	93,201	10,808	4,1
German East Africa†	..	9	2,750
Other Foreign Countries	..	1	200
TOTAL FOREIGN COUNTRIES	157	933	428	61	30	56,660	2,74,490	93,201	13,052	6,1
Share of Bengal	309	22	1,10,380	9,030
Bombay	569	1,208	454	78	20	1,85,670	3,56,930	99,256	16,367	5,1
Sind	..	73	19	..	22,930	3,1
Madras	239	89	..	3	1	72,640	26,670	112	644	..
Burma	407	2	680	60	1	1,05,990	750	5,431	16,971	..
TOTAL	1,505	1,394	1,134	141	41	4,75,080	4,16,810	1,04,799	34,482	9,1
Tea (II. K.)—										
Ceylon	10	17	4	5	1	2,520	29,320	8,386	9,422	6,1
Share of Madras	10	17	1	1	1	26,520	39,320	2,059	1,980	6,1
Burma	3	4	6,387	7,442	..
TOTAL	10	17	4	5	1	26,520	29,320	8,386	9,422	6,1
Others (II. K.)—										
United Kingdom	8	3	2	5	..	4,810	2,260	338	1,797	..
Ceylon	111	126	92	147	139	21,820	52,850	25,345	30,466	30,1
Straits Settlements (including Labuan)	8	3	1	9,570	20	864	1,060	..
Kenya Colony	9	2,210
Other British Possessions	90	370
TOTAL BRITISH EMPIRE	131	129	94	155	140	38,500	35,480	26,547	33,323	30,1

*Shown as "Tanganyika Territory" under the British Empire from 1921-22.
 †Included in Turkey, Asiatic prior to 1921-22.

No. 13—continued

ARTICLES, AND COUNTRIES OF CONSIGNMENT; ALSO SHARE OF EACH PROVINCE	QUANTITY					VALUE				
	1919-20	1920-21	1921-22	1922-23	1923-24	1919-20	1920-21	1921-22	1922-23	1923-24
<i>seeds—continued</i>										
<i>Oilseeds—concluded</i>						R	R	R	R	R
Non-essential—concluded										
Others (II. K)—continued										
China (exclusive of Hongkong and Macao)	Tons 7	Tons 1	Tons 4	Tons ..	Tons ..	7,960	180	7,146
Japan	2	1,120
Portuguese East Africa	92	20	23,070	6,090
Other Foreign Countries	1	..	580	..	40	1,050	..
TOTAL FOREIGN COUNTRIES	101	21	4	1	..	32,730	5,260	7,186	1,050	..
<i>Share of Bengal</i>	100	1,935	..
" Bombay	103	33	22	6	..	26,540	13,020	10,929	3,967	7,360
" Sind	9	19	30
" Madras	129	116	76	141	121	44,560	28,080	22,774	27,559	25,251
" Burma	..	1	..	1	570	..	920	..
TOTAL	232	150	98	156	140	71,230	40,140	33,733	34,382	30,611 (a)
<i>Total Oilseeds non-essential</i>	Tons 28,192	Tons 10,414	Tons 3,761	Tons 573	Tons 969	1,13,18,280	42,28,970	10,65,541	1,48,857	2,93,198
<i>Other than Oil seeds (II. K)</i>	Tons	Tons	Tons	Tons	Tons					
United Kingdom	71	84	67	39	38	1,61,080	1,52,500	1,51,617	1,14,105	95,362
Mesopotamia*	6	1	70	1,867	660
Ceylon	15	45	7	11	6	3,890	20,620	5,070	7,441	2,110
Straits Settlements (including Labuan)	1	15	103	67	59	720	8,180	25,974	34,235	30,418
Hongkong	..	9	10	11	16	270	5,150	6,416	5,224	8,108
Egypt †	2	1,593
Western Australia	80
South Australia (including Northern Territory)	240
Victoria	1	2	1	620	1,430	475
New South Wales	270	..	117	106
Australian Commonwealth (Total)	1	2	1	860	1,700	80	117	581
Other British Possessions	1	2	2	1	1	170	480	416	207	424
TOTAL BRITISH EMPIRE	89	157	101	135	122	1,69,990	1,48,560	1,90,226	1,63,376	1,37,702
Germany	3	410	2,372	7,032	5,995
Netherlands	1,790	328	413	77
France	26	14	1	11	5	12,660	81,650	6,888	17,042	9,555
Italy	1,100
Austria
Hungary	1	1,740
Turkey, Asiatic
Persian Gulf	3	4	15,690	810
Maskat Territory and Trucial Oman	1	14	3	4,050	4,060	45	25	594
Persia	1	0	24	340	5,160	123	958	8,440
Java	11	590	220	4,652
China (exclusive of Hongkong and Macao)	..	1	62	2	2	..	510	15,711	1,197	1,475
Japan	1	13	110	130	..	318	7,733
Egypt †	1	1,678
Portuguese East Africa	..	4	43	10	6	..	1,130	10,453	1,844	1,688
United States of America—										
<i>Via Atlantic Coast</i>	11	16	9	2	3	83,230	60,470	54,216	20,848	15,208
" Pacific "	2	1	1	3	..	6,730	3,370	5,908	11,317	1,980
Other Foreign Countries	200	14	..	182
TOTAL FOREIGN COUNTRIES	43	63	117	32	68	1,24,800	1,59,910	97,742	60,994	55,972
<i>Share of Bengal</i>	86	103	38	26	43	1,36,720	1,49,410	1,23,349	1,03,706	99,123
" Bombay	22	28	61	47	48	1,39,690	1,51,140	1,02,367	63,404	45,656
" Sind	7	26	..	2	14	11,690	14,370	2,373	5,341	10,472
" Madras	13	40	69	12	8	3,140	20,020	26,845	11,581	5,015
" Burma	4	23	140	80	77	3,610	13,550	33,044	40,338	42,109
TOTAL	132	220	308	167	190	2,94,350	3,48,490	2,97,968	2,24,370	1,93,674

* Included in Turkey Asiatic prior to 1921-22.
† Shown as a Foreign country from 1923-24.
(a) Duty was collected on Rs. 30,191 in 1923-24.

No. 13—continued

ARTICLES, AND COUNTRIES OF CONSIGNMENT; ALSO SHARE OF EACH PROVINCE	QUANTITY					VALUE				
	1919-20	1920-21	1921-22	1922-23	1923-24	1919-20	1920-21	1921-22	1922-23	1923-24
	Tons	Tons	Tons	Tons	Tons	R	R	R	R	R
Goods—concluded										
Total Seeds—										
United Kingdom	308	401	113	44	38	3,43,300	2,97,730	1,70,786	1,16,457	97,513
Aden and Dependencies	18	1	2	..	1	6,080	180	682	130	283
Mesopotamia *	—	—	29	32	51	—	—	40,508	19,553	15,432
Maldives	5	..	12	84	..	1,940	180	3,721	13,206	..
Ceylon	26,169	7,935	1,127	275	191	1,06,57,110	34,22,650	4,75,144	86,724	62,159
Straits Settlements (including Labuan)	1,001	65	260	140	121	8,30,790	29,010	35,664	57,128	55,365
Hongkong	2	12	906	17	18	990	6,860	64,089	8,209	8,996
Egypt†	11	34	2	..	—	3,920	5,440	1,583	15	—
Zanzibar and Pemba	34	159	17	..	4	13,420	48,600	6,530	..	1,575
Kenya Colony	100	208	55	31,690	83,070	26,004	..	183
Tanganyika Territory	—	—	88	—	—	20,111
Seychelles	62	675	682	14	566	22,330	2,91,090	2,85,647	4,120	1,90,939
Western Australia	80
South Australia (including Northern Territory)	340
Victoria	1	2	1	850	1,430	475
New South Wales	270	..	117	106
Australian Commonwealth (Total)	1	2	1	1,090	1,700	80	117	581
Other British Possessions	1	1	..	1	1	450	140	191	297	259
TOTAL BRITISH EMPIRE	27,792	9,583	3,193	607	992	1,14,12,110	41,87,730	11,11,640	3,06,016	4,23,285
Germany	12	96	59	70	..	4,920	32,302	25,036	23,990
Netherlands	224	139	116	93	118	1,03,610	56,950	34,989	30,052	30,495
Belgium	15	..	1	..	200	4,190	..	2,744
France	1,146	640	355	11	13	6,00,140	3,45,830	1,76,169	17,042	11,545
Italy	17	44	8,110	17,950	35
Austria
Hungary	1	1,740
Turkey, Asiatic
Persian Gulf	32	15	—	—	—	70,890	91,260	—	—	—
Maskat Territory and Trucial Oman	69	16	5	27,300	4,460	45	25	1,063
Other Native States in Arabia	140	38	51,960	15,280	1
Persia	125	57	44	71	131	56,060	26,340	15,070	19,980	28,001
Sumatra	9	1,867	..
Java	222	1	11	65,110	290	7	920	4,052
China (exclusive of Hongkong and Macao)	52	4	74	3	8	24,940	1,410	24,959	2,470	5,950
Japan	37	2	5	1	13	13,040	1,170	2,741	318	7,733
Egypt ‡	—	—	—	—	2	—	—	—	—	2,358
Portuguese East Africa	223	1,351	810	80	25	68,900	3,88,500	2,00,808	17,857	0,464
Italian East Africa (Somaliland and Eritrea)	35	6,304
German East Africa †	11	—	—	—	..	3,320	—	—	—
United States of America—										
<i>Via Atlantic Coast</i>	12	16	10	2	3	83,830	60,470	56,475	20,848	15,281
<i>" Pacific "</i>	2	1	1	3	..	6,730	3,370	5,903	11,317	1,089
Other Foreign Countries	140	180	282
TOTAL FOREIGN COUNTRIES	2,301	2,346	1,502	333	400	11,87,360	9,61,900	5,61,746	1,48,141	1,41,054
<i>Share of Bengal</i>	<i>18,048</i>	<i>2,680</i>	<i>693</i>	<i>179</i>	<i>42</i>	<i>72,71,850</i>	<i>12,89,430</i>	<i>4,22,784</i>	<i>1,43,194</i>	<i>90,423</i>
<i>" Bombay</i>	<i>9,782</i>	<i>7,541</i>	<i>2,429</i>	<i>430</i>	<i>1,030</i>	<i>44,30,740</i>	<i>31,45,170</i>	<i>9,73,829</i>	<i>1,87,792</i>	<i>3,49,623</i>
<i>" Sind</i>	<i>254</i>	<i>215</i>	<i>69</i>	<i>3</i>	<i>36</i>	<i>1,28,090</i>	<i>96,300</i>	<i>33,630</i>	<i>6,057</i>	<i>15,264</i>
<i>" Madras</i>	<i>1,590</i>	<i>1,451</i>	<i>386</i>	<i>179</i>	<i>201</i>	<i>6,53,220</i>	<i>6,16,300</i>	<i>1,38,276</i>	<i>49,262</i>	<i>64,299</i>
<i>" Burma</i>	<i>422</i>	<i>48</i>	<i>1,188</i>	<i>149</i>	<i>82</i>	<i>1,15,570</i>	<i>23,180</i>	<i>1,04,187</i>	<i>67,852</i>	<i>44,730</i>
TOTAL	30,093	11,929	4,755	940	1,392	1,25,99,470	51,49,630	16,73,386	4,54,157	5,64,339

* Included in Turkey, Asiatic prior to 1921-22.
 † Shown as "Tanganyika Territory" under the British Empire from 1921-22.
 ‡ Shown as a Foreign country from 1923-24.

No. 13—continued

ARTICLES, AND COUNTRIES OF CONSIGNMENT; ALSO SHARE OF EACH PROVINCE	QUANTITY					VALUE				
	1919-20	1920-21	1921-22	1922-23	1923-24	1919-20	1920-21	1921-22	1922-23	1923-24
Shells and Cowries—										
<i>Cowries (H. S.)—</i>	Cwts.	Cwts.	Cwts.	Cwts.	Cwts.	R	R	R	R	R
Aden and Dependencies	404	..	13	..	5	2,420	..	2,193	..	800
Maldives	2,025	1,000	4,014	1,010	588	24,030	16,590	18,774	10,878	7,002
Ceylon	124	200	445	246	450	660	1,720	3,721	2,870	4,416
Zanzibar and Pemba	367	638	1,263	3,390	2,082	2,370	4,330	0,910	22,793	15,477
Kenya Colony	1,923	2,978	3,051	2,589	4,766	9,920	18,990	18,744	18,712	28,406
Other British Possessions	0	12	115	11	..	600	270	917	628	..
TOTAL BRITISH EMPIRE	5,752	5,428	8,001	7,252	7,897	40,600	41,960	51,205	65,881	50,219
Maskat Territory and Trucial Oman	350	267	194	288	465	1,050	940	605	978	1,318
Portuguese East Africa	4,055	8,888	13,293	6,352	3,795	25,340	62,120	77,466	40,750	24,002
Madagascar	3	456	..	300	..	20	3,192	..	1,800
Other Foreign Countries	6	60	800
TOTAL FOREIGN COUNTRIES	5,005	9,158	13,913	6,610	4,620	26,450	63,080	81,263	47,728	27,920
<i>Share of Bengal</i>	<i>2,910</i>	<i>1,602</i>	<i>4,235</i>	<i>1,353</i>	<i>1,450</i>	<i>25,060</i>	<i>16,710</i>	<i>20,849</i>	<i>14,237</i>	<i>14,362</i>
.. <i>Bombay</i>	<i>6,690</i>	<i>11,131</i>	<i>14,598</i>	<i>11,547</i>	<i>10,343</i>	<i>36,630</i>	<i>75,080</i>	<i>88,684</i>	<i>82,410</i>	<i>66,628</i>
.. <i>Sind</i>	<i>1,009</i>	<i>1,643</i>	<i>3,575</i>	<i>867</i>	<i>722</i>	<i>4,580</i>	<i>11,320</i>	<i>19,989</i>	<i>4,905</i>	<i>2,908</i>
.. <i>Madras</i>	<i>148</i>	<i>210</i>	<i>408</i>	<i>186</i>	<i>8</i>	<i>780</i>	<i>1,370</i>	<i>2,946</i>	<i>2,004</i>	<i>241</i>
TOTAL	10,757	14,586	22,814	13,862	12,523	66,950	1,04,980	1,32,468	1,03,609	84,130
Shells—										
Shells (chanks, sankhli, large ornamental shells, cowraa, mother-of-pearl shells, and oyster-shells) (H. S.)—	Cwts.	Cwts.	Cwts.	Cwts.	Cwts.					
United Kingdom	3	2,338	10	20	..	1,300	32,350	114
Aden and Dependencies	45	221	37	29	42	4,730	6,150	4,525	3,010	5,045
Maldives	429	15	4,641	618
Ceylon	20,901	9,579	15,680	12,957	15,548	1,03,340	66,250	1,46,073	1,18,792	1,32,271
Straits Settlements (including Labuan)	3	2,346	..	50	5	8	22,117
Egypt*	1,221	87	40	3	—	31,460	2,300	906	120	—
Zanzibar and Pemba	1	..	6	204	..	1,020	..	855	1,432
Other British Possessions	15	4	515	405	100
TOTAL BRITISH EMPIRE	22,227	9,891	15,775	15,066	18,165	1,09,550	95,630	1,54,224	1,60,981	1,61,697
Turkey, Asiatic	—	—	—	—
Red Sea	493	..	—	—	—	12,040	..	—	—	—
Persian Gulf	32	..	—	—	—	930	..	—	—	—
Maskat Territory and Trucial Oman	301	787	790	1,041	1,369	6,230	21,980	16,700	21,814	32,440
Other Native States in Arabia	603	2	861	5	..	12,820	60	20,785	140	..
Persia	428	85	38	57	7	10,940	2,620	1,030	1,195	175
Henjam Island	62	20	4,540	500
Japan	124	170	..	2,105
Italian East Africa (Somaliland and Eritrea)	748	1,107	..	88	897	23,820	29,880	..	3,070	20,495
Other Foreign Countries	44	6	..	9	..	1,190	70	..	416	..
TOTAL FOREIGN COUNTRIES	2,549	2,049	1,893	1,197	2,273	68,140	69,150	41,120	26,644	63,110
<i>Share of Bengal</i>	<i>13,315</i>	<i>5,797</i>	<i>11,551</i>	<i>12,349</i>	<i>13,497</i>	<i>1,53,370</i>	<i>74,910</i>	<i>1,42,613</i>	<i>1,50,564</i>	<i>1,51,324</i>
.. <i>Bombay</i>	<i>3,771</i>	<i>2,285</i>	<i>1,771</i>	<i>1,228</i>	<i>2,315</i>	<i>1,04,050</i>	<i>63,350</i>	<i>44,892</i>	<i>30,304</i>	<i>68,155</i>
.. <i>Sind</i>	<i>44</i>	<i>70</i>	<i>30</i>	<i>7</i>	<i>..</i>	<i>110</i>	<i>270</i>	<i>79</i>	<i>559</i>	<i>..</i>
.. <i>Madras</i>	<i>7,646</i>	<i>3,785</i>	<i>4,133</i>	<i>2,679</i>	<i>4,626</i>	<i>10,160</i>	<i>11,370</i>	<i>5,650</i>	<i>5,290</i>	<i>6,323</i>
.. <i>Burma</i>	<i>..</i>	<i>3</i>	<i>124</i>	<i>..</i>	<i>..</i>	<i>..</i>	<i>60</i>	<i>2,110</i>	<i>8</i>	<i>5</i>
TOTAL	24,776	11,940	17,668	16,263	20,438	2,67,590	1,54,980	1,95,344	1,87,025	2,14,807

*Shown as a Foreign country from 1923-24.

GENERAL IMPORTS

No. 13—continued

ARTICLES, AND COUNTRIES OF CONSIGNMENT; ALSO SHARE OF EACH PROVINCE	QUANTITY					VALUE				
	1919-20	1920-21	1921-22	1922-23	1923-24	1919-20	1920-21	1921-22	1922-23	1923-24
						R	R	R	R	R
Shells and Cowries—continued										
<i>Shells—continued</i>										
Tortoise-shell (including nakha or nakh) (II. S)—	Lbs.	Lbs.	Lbs.	Lbs.	Lbs.					
United Kingdom	129	413	6	1,810	5,780	57
Aden and Dependencies	3,955	800	5,302	6,082	2,742	28,270	4,140	11,546	15,227	4,360
Mesopotamia*	—	—	308	—	—	2,350
Bahrain Islands	725	..	846	1,213	..	8,000	..	25,674	12,200	..
Ceylon	1,150	375	90	606	52	11,710	5,260	1,328	6,360	364
Straits Settlements (including Labuan)	2,256	850	121	390	414	23,890	11,340	1,590	4,546	3,037
Zanzibar and Pemba	11,014	8,179	8,983	6,036	8,079	45,480	24,840	34,298	16,568	15,133
Natal	7	10
Kenya Colony	356	19	1,190	240
Anglo-Egyptian Sudan	—	—	..	224	..	—	—	..	2,378	..
TOTAL BRITISH EMPIRE	20,494	10,636	15,651	15,511	11,294	1,20,350	51,600	76,743	57,274	22,904
Turkey, Asiatic	—	—	—	—
Red Sea	532	470	—	—	—	680	920	—	—	—
Persian Gulf	760	19	—	—	—	6,980	290	—	—	—
Mascat Territory and Trucial Oman	290	..	445	182	151	3,080	..	6,375	1,380	1,091
Other Native States in Arabia	518	266	1,317	265
Persia	66	259	88	144	..	10	3,640	1,000	1,626	..
Hanjan Island	72	1,000
Portuguese East Africa	18,373	2,541	5,093	2,308	1,201	8,690	5,520	7,340	3,505	1,500
Madagascar	427	21	4,050	30
Italian East Africa (Somaliland and Eritrea)	752	6,195	4,182	1,240	17,525	4,800
Other Foreign Countries	326	154	550	242
TOTAL FOREIGN COUNTRIES	20,438	3,636	6,509	9,340	5,800	24,890	10,950	17,197	25,353	7,650
Share of Bombay	37,802	12,721	22,039	24,425	16,628	1,11,890	45,400	91,082	77,721	27,159
“ Madras	10	208
“ Burma	3,130	1,551	201	426	466	82,850	17,150	2,710	4,906	3,401
TOTAL	40,932	14,272	22,250	24,851	17,094	1,44,740	62,550	93,940	82,827	30,560
Total value of Shells and Cowries—										
BRITISH EMPIRE	—	—	—	—	—	3,60,400	1,89,330	2,82,172	2,74,136	2,40,820
FOREIGN COUNTRIES	—	—	—	—	—	1,18,980	1,33,180	1,39,580	90,725	88,686
TOTAL	—	—	—	—	—	4,79,380	3,22,510	4,21,752	3,73,861	3,29,506
Smokers' requisites (excluding tobacco) (III. V)—										
United Kingdom	—	—	—	—	—	96,200	5,16,390	1,99,736	3,02,881	1,56,877
Aden and Dependencies	—	—	—	—	—	4,000	100	560	..	178
Ceylon	—	—	—	—	—	..	60	1,401	806	372
Straits Settlements (including Labuan)	—	—	—	—	—	5,190	5,330	5,326	7,306	7,000
Hongkong	—	—	—	—	—	4,740	2,980	16,709	12,374	9,741
Egypt†	—	—	—	—	—	2,180	19,300	48,210	13,606	—
Natal	—	—	—	—	—	3,630	..	17,955
Zanzibar and Pemba	—	—	—	—	—	1,930	7,780	222
Kenya Colony	—	—	—	—	—	26,990	85	..
Other British Possessions	—	—	—	—	—	60	347	275
TOTAL BRITISH EMPIRE	—	—	—	—	—	1,17,870	5,51,940	3,12,660	3,37,405	1,74,443

* Included in Turkey, Asiatic prior to 1921-22.
 † Shown as a Foreign country from 1923-24.

No. 13—continued

ARTICLES, AND COUNTRIES OF CONSIGNMENT; ALSO SHARE OF EACH PROVINCE	QUANTITY					VALUE				
	1919-20	1920-21	1921-22	1922-23	1923-24	1919-20	1920-21	1921-22	1922-23	1923-24
Smokers' requisites (excluding tobacco) (III. V)— continued.						R	R	R	R	R
Denmark	—	—	—	—	—	2,080
Germany	—	—	—	—	—	..	6,110	25,408	1,10,260	1,61,757
Netherlands	—	—	—	—	—	..	500	1,178	2,008	1,170
Belgium	—	—	—	—	—	480	407	2,947
France	—	—	—	—	—	2,480	16,200	17,739	69,356	66,380
Switzerland	—	—	—	—	—	..	1,350	480	2	5
Italy	—	—	—	—	—	5,360	5,040	463	10,486	16,300
Austria	—	—	—	—	—	..	2,090	4,028	3,260	9,916
Hungary	—	—	—	—	—
Turkey, European	—	—	—	—	—	2,164	..
China (exclusive of Hongkong and Macao)	—	—	—	—	—	1,03,990	4,910	164	1,180	607
Japan	—	—	—	—	—	5,09,720	2,83,120	1,14,391	73,804	43,507
Egypt†	—	—	—	—	—	—	—	—	—	20,273
Portuguese East Africa	—	—	—	—	—	34,080	19,000	14,867	2,311	..
United States of America— Via Atlantic Coast	—	—	—	—	—	32,300	99,670	1,102	15,047	5,233
„ Pacific „	—	—	—	—	—	1,198
Other Foreign Countries	—	—	—	—	—	430	660	233	770	657
TOTAL FOREIGN COUNTRIES	—	—	—	—	—	7,48,360	4,38,540	1,81,806	2,02,114	3,30,133
Share of Bengal	—	—	—	—	—	4,51,500	4,73,000	70,491	1,26,966	1,61,211
„ Bombay	—	—	—	—	—	3,04,920	2,51,620	1,43,408	1,72,515	1,35,009
„ Sind	—	—	—	—	—	11,390	32,070	53,179	26,849	44,721
„ Madras	—	—	—	—	—	11,450	14,680	1,16,608	66,113	10,137
„ Burma	—	—	—	—	—	86,970	2,19,210	1,50,789	2,37,076	1,62,598
TOTAL	—	—	—	—	—	8,66,230	9,00,480	4,94,476	6,29,519 (a)	5,04,576 (a)
Soap— Household and laundry soap in bars or tablets (III. V)—	Cwts.	Cwts.	Cwts.	Cwts.	Cwts.					
United Kingdom	248,859	247,332	214,540	235,100	281,200	70,29,680	75,43,170	72,58,502	73,48,989	81,35,543
Aden and Dependencies	49	319	26	127	..	1,250	18,295	814	3,056
Mesopotamia*	—	—	6	..	666	—	—	140	..	20,069
Bahrain Islands	34	1,310
Ceylon	452	132	181	308	122	9,370	3,720	4,572	6,087	3,287
Straits Settlements (including Labuan)	1,422	591	114	79	70	18,790	5,330	1,062	2,600	2,720
Egypt†	4	..	136	—	..	280	..	5,305	—
Natal	2,173	2	4	86,030	80	187
Zanzibar and Pemba	451	8	11,706	200
Kenya Colony	4,196	1,92,410
South Australia (including Northern Territory)	1	30	..
Victoria	1,147	1,303	400	835	1,291	41,810	62,730	16,560	31,800	48,398
New South Wales	2	10	60	80	360
Australian Commonwealth (Total)	1,149	1,303	400	836	1,301	41,870	62,760	16,660	31,830	48,758
Other British Possessions	1	6	2	60	140	38	41	7
TOTAL BRITISH EMPIRE	258,703	249,467	215,566	236,485	2,83,786	73,94,890	76,18,190	73,00,251	73,96,266	82,13,446
Germany	35	357	82	3,300	16,452	3,016
Netherlands	62	41	320	204	..	3,620	1,804	10,698	6,460
Belgium	1	87	23	3,080	30
France	116	2	138	54	..	8,700	70	3,906	1,531
Italy	25	83	20	..	10	973	1,825	693
Turkey, Asiatic	—	—	—	—	—
Persian Gulf	44	1,838	—	—	—	460	40,710	—	—	—
Persia	401	29	12,370	810

*Included in Turkey, Asiatic prior to 1921-22.

†Shown as a Foreign country from 1923-24.

(a) Duty was collected on 12,20,504 in 1922-23 and on 15,04,226 in 1923-24.

No. 13—continued

ARTICLES, AND COUNTRIES OF CONSIGNMENT; ALSO SHARE OF EACH PROVINCE	QUANTITY					VALUE				
	1910-20	1920-21	1921-22	1922-23	1923-24	1910-20	1920-21	1921-22	1922-23	1923-24
						R	R	R	R	R
Soap—continued										
<i>Household and laundry soap in bars or tablets (III. V.)—continued</i>	Cwts.	Cwts.	Cwts.	Cwts.	Cwts.					
China (exclusive of Hong-kong and Macao)	..	1	8	1,183	1	..	30	255	25,330	2
Japan	735	231	533	250	185	19,010	13,720	11,813	4,980	5,72
Egypt	—	—	—	—	3	—	—	—	—	11
United States of America— Vid Atlantic Coast	518	111	22	37	26	18,180	6,250	2,325	1,978	1,33
.. Pacific	4	1	9	200	150	50	..	20
Other Foreign Countries	7	256	..
TOTAL FOREIGN COUNTRIES	1,301	2,851	696	2,492	584	37,850	85,660	21,423	67,614	19,04
Share of Bengal	17,543	25,922	10,394	10,374	15,068	7,96,280	10,96,680	4,21,634	4,33,279	5,35,36
.. Bombay	138,687	114,747	123,176	121,420	116,169	36,58,040	30,13,130	39,00,356	35,27,406	38,07,45
.. Sind	15,996	28,646	14,283	21,377	18,726	6,14,220	9,64,650	5,12,497	6,66,837	6,19,12
.. Madras	10,804	14,567	8,561	9,064	11,892	2,64,970	5,51,300	3,68,978	3,47,669	6,17,84
.. Burma	76,994	68,366	54,849	76,242	89,215	21,89,230	20,77,990	20,58,209	25,88,689	27,62,64
TOTAL	260,004	261,318	216,262	238,977	281,370	74,22,740	77,08,760(n)	78,21,674	74,63,980	82,32,486
Tot of Soap (III. V.)—	Cwts.	Cwts.	Cwts.	Cwts.	Cwts.					
United Kingdom	30,808	43,817	9,984	20,309	13,889	34,28,750	50,88,040	11,51,367	29,12,898	25,87,86
Mesopotamia*	—	—	..	246	..	—	—	44	12,768	..
Ceylon	73	88	20	38	33	9,470	7,400	3,671	5,061	5,03
Straits Settlements (including Labuan)	99	17	40	15	14	8,070	1,900	9,350	3,121	1,34
Hongkong	7	..	3	14	15	250	350	426	2,518	2,30
Egypt	..	17	..	49	—	..	580	..	2,011	—
Natal	20	1,800	..	4
Kenya Colony	51	1	15	3,840	120	5	..	3,04
South Australia (including Northern Territory)	5	..	3	40	70	945	172	46
Victoria	573	841	230	664	920	15,430	33,530	8,994	26,180	37,40
Tasmania	1	90
New South Wales	14	..	1	1,010	10	94	31	3
Australian Commonwealth (Total)	587	841	237	664	923	16,480	33,510	10,123	27,383	37,96
Other British Possessions	9	1	870	300	10	..	5
TOTAL BRITISH EMPIRE	31,646	44,732	10,290	21,425	19,889	34,69,530	51,32,060	11,75,009	20,68,255	26,37,65
Germany	..	1	77	1,017	955	..	720	8,895	81,413	88,94
Netherlands	11	212	2	100	41	1,000	5,520	594	9,384	3,35
Belgium	..	8	1	66	194	40	1,320	186	6,407	13,82
France	18	202	59	18	136	5,070	45,200	12,531	5,571	14,01
Italy	6	78	..	109	323	910	11,670	36	13,209	29,51
Austria	117	438	810	12,140	56,556	65,55
Hungary
Czechoslovakia	21	12	1,643	71
Java	53	..	20	83	..	6,64
China (exclusive of Hong-kong and Macao)	0	1	1,315	11
Japan	1,296	1,036	222	366	99	1,26,110	96,170	17,198	23,560	7,71
Portuguese East Africa	46	1,930
United States of America— Vid Atlantic Coast	5,902	3,351	487	1,738	2,284	7,89,760	5,90,250	1,12,251	3,03,004	3,82,0
.. Pacific	69	75	3	7	18	5,500	5,530	968	1,328	1,9
Other Foreign Countries	1	30	2	..
TOTAL FOREIGN COUNTRIES	7,348	4,903	965	3,808	4,927	9,30,410	7,56,160	1,64,915	5,03,548	6,14,7

(n) Duty was collected on R77,03,690 in 1920-21 and on R82,31,612 in 1923-24.
 *Included in Turkey, Asiatic prior to 1921-22.
 † Shown as a Foreign country from 1923-24.

No. 13—continued

ARTICLES, AND COUNTRIES OF CONSIGNMENT; ALSO SHARE OF EACH PROVINCE	QUANTITY					VALUE				
	1919-20	1920-21	1921-22	1922-23	1923-24	1919-20	1920-21	1921-22	1922-23	1923-24
Soap—continued										
<i>Toilet Soap (III. V)—contd.</i>	Cwts.	Cwts.	Cwts.	Cwts.	Cwt	R	R	R	R	R
Share of Bengal . . .	12,184	16,622	3,462	4,959	6,033	14,64,020	17,31,120	2,43,609	6,55,926	8,18,713
„ Bombay . . .	12,961	13,351	4,641	10,943	9,005	14,69,310	17,30,620	6,07,057	15,59,669	11,87,611
„ Sind . . .	5,792	8,633	683	3,790	3,102	6,72,910	12,30,770	1,28,369	5,05,996	4,13,220
„ Madras . . .	3,760	7,053	1,771	4,132	4,719	4,73,910	8,60,440	2,70,397	5,87,778	5,99,432
„ Burma . . .	4,297	4,036	702	1,499	1,957	3,29,790	2,95,570	95,492	2,30,434	2,33,706
TOTAL	38,994	40,695	11,258	25,323	24,816	43,09,040	58,88,420	13,39,024	34,60,803	32,52,402
Other soaps (III. V)—	Cwts.	Cwts.	Cwts.	Cwts.	Cwts.					
United Kingdom . . .	9,180	10,887	5,087	7,162	8,037	3,65,100	4,60,060	2,01,714	4,34,153	4,03,925
Ceylon . . .	25	6	1	11	15	2,150	280	107	947	1,112
Straits Settlements (including Labuan) . . .	117	3	17	12	5	300	260	1,105	2,267	408
Other British Possessions . . .	11	16	3	2	3	770	690	261	121	331
TOTAL BRITISH EMPIRE	9,292	10,914	5,108	7,187	8,060	3,68,320	4,87,990	2,63,277	4,37,488	4,05,776
Germany	2	49	71	..	20	64	5,768	6,536
France	52	15	60	241	210	3,140	490	2,011	8,110
Italy	1	60	130	480	1,077	4,759	..
Japan . . .	197	305	4	1	1	9,370	21,180	576	185	213
United States of America—										
V4d Atlantic Coast . . .	138	126	67	79	125	21,570	9,300	13,765	10,372	19,922
„ Pacific „ . . .	4	5	1	620	460	199
Other Foreign Countries . . .	3	..	5	10	41	160	..	650	407	1,512
TOTAL FOREIGN COUNTRIES	842	469	154	329	479	32,130	34,570	17,721	23,502	30,902
Share of Bengal . . .	3,903	4,618	1,162	2,784	3,778	1,18,600	2,09,170	64,921	1,81,095	2,10,491
„ Bombay . . .	1,742	4,991	2,469	2,848	2,297	80,600	1,84,090	1,12,963	1,58,532	91,899
„ Sind . . .	1,094	936	378	765	712	49,040	52,650	33,313	70,641	63,999
„ Madras . . .	953	319	101	393	495	34,080	14,320	6,207	17,271	18,936
„ Burma . . .	1,942	639	1,162	726	1,257	47,930	42,300	63,614	33,501	57,053
TOTAL	9,634	11,408	5,262	7,616	8,539	4,00,450	5,02,460	2,80,998	4,60,990	4,42,378
Total Soap—	Cwts.	Cwts.	Cwts.	Cwts.	Cwts.					
United Kingdom . . .	288,801	302,042	220,611	262,661	308,126	1,08,23,510	1,30,98,470	86,71,583	1,06,90,035	1,11,27,336
Aden and Dependencies	52	320	26	127	..	1,540	18,330	814	3,110
Mesopotamia*	6	248	968	184	12,848	20,182
Bahrein Islands	34	1,310
Ceylon . . .	550	178	208	357	170	20,990	11,400	8,440	13,295	9,496
Straits Settlements (including Labuan) . . .	1,635	611	171	106	80	22,160	7,550	12,426	7,088	4,476
Hongkong . . .	7	4	5	14	15	250	390	487	2,539	2,309
Egypt†	21	..	185	860	5	8,216	..
Natal . . .	2,200	2	5	..	1	87,970	30	239	..	153
Zanzibar and Pemba . . .	460	8	12,600	200	20
Kenya Colony . . .	4,247	1	15	1,06,250	120	0	..	3,047
South Australia (including Northern Territory)	5	1	3	40	70	945	202	409
Victoria . . .	1,722	2,153	631	1,499	2,211	57,640	96,610	25,705	57,985	85,903
Tasmania	1	90
New South Wales . . .	16	1	1	..	10	1,210	300	94	31	392
Australia & Commonwealth (Total) . . .	1,738	2,154	638	1,500	2,224	58,890	96,980	26,834	58,218	86,764
Other British Possessions . . .	3	0	120	190	..	56	18
TOTAL BRITISH EMPIRE	299,641	305,113	230,964	265,097	311,735	1,12,22,740	1,32,10,040	87,38,537	1,08,00,009	1,12,56,851

* Included in Turkey, Asiatic prior to 1921-22.
† Shown as a Foreign country from 1923-24.

ARTICLES, AND COUNTRIES OF CONSIGNMENT; ALSO SHARE OF EACH PROVINCE	QUANTITY:					VALUE				
	1919-20	1920-21	1921-22	1922-23	1923-24	1919-20	1920-21	1921-22	1922-23	1923-24
Soap—continued						R	R	R	R	R
<i>Total Soap—continued.</i>	Cwts.	Cwts.	Cwts.	Cwts.	Cwts.					
Germany	1	114	1,453	1,108	..	740	12,262	1,03,633	93,511
Netherlands	11	274	43	429	245	1,090	9,140	2,398	20,128	9,931
Belgium	8	2	163	203	40	1,320	209	9,496	14,166
France	18	370	76	216	431	5,280	57,160	13,091	11,488	24,007
Italy	6	79	85	322	343	910	12,160	2,988	19,883	30,175
Austria	117	438	811	12,250	56,607	65,583
Hungary
Czechoslovakia	21	12	1,643	756
Turkey, Asiatic
Persian Gulf	46	1,838	510	40,710
Persia	1	491	34	80	12,370	1,350	..	10
Java	53	..	20	83	2	0,600
China (exclusive of Hong-kong and Macao)	1	8	1,202	7	..	30	255	26,946	370
Japan	2,228	1,672	759	617	285	1,64,490	1,30,070	29,587	27,831	13,711
Egypt	3	110
Portuguese East Africa	46	1,950
United States of America—Via Atlantic Coast	6,558	3,588	576	1,854	2,435	8,29,510	6,05,900	1,28,341	3,15,414	4,03,344
.. Pacific	77	81	4	7	27	6,520	6,130	1,217	1,328	2,191
Other Foreign Countries	7	27	10	..	30	266	945
TOTAL FOREIGN COUNTRIES	8,991	8,303	1,818	6,719	5,990	10,00,360	8,75,590	2,04,059	6,04,664	6,70,415
<i>Share of Bengal</i>	<i>33,630</i>	<i>47,232</i>	<i>15,008</i>	<i>18,117</i>	<i>21,879</i>	<i>24,48,900</i>	<i>30,36,970</i>	<i>7,30,164</i>	<i>12,00,300</i>	<i>16,14,573</i>
.. Bombay	153,370	133,089	135,285	135,211	157,771	61,98,150	49,77,740	46,80,356	52,45,657	50,87,009
.. Sind	22,882	38,215	15,344	26,432	22,510	12,36,170	22,48,000	6,69,179	11,43,374	10,96,391
.. Madras	16,617	21,939	10,433	13,589	20,106	7,72,960	14,16,060	6,46,682	9,52,718	11,35,945
.. Burma	33,233	72,941	56,712	78,487	92,429	25,66,950	24,15,860	22,17,315	28,52,624	29,93,408
TOTAL	308,632	313,416	232,782	271,816	317,725	1,22,23,130	1,40,94,650	89,42,596	1,13,94,673	1,19,27,266
Specimens illustrative of Natural Science (11 S.)										
United Kingdom	9,130	7,270	9,353	8,787	12,510
Zanzibar and Pemba	3,970
Kenya Colony	20	3,000	100	..
Other British Possessions	40	290	360	617	554
TOTAL BRITISH EMPIRE	9,170	11,550	12,713	9,504	13,073
Germany	750	2,526	3,391
Belgium	1,654	..	188
Java	4,099
Portuguese East Africa	5	1,126
United States of America—Via Atlantic Coast	1,230	330	740	278	1,452
Other Foreign Countries	440	20	3
TOTAL FOREIGN COUNTRIES	1,670	850	3,144	2,804	10,856
<i>Share of Bengal</i>	<i>..</i>	<i>..</i>	<i>..</i>	<i>..</i>	<i>..</i>	<i>3,950</i>	<i>430</i>	<i>1,840</i>	<i>1,544</i>	<i>6,291</i>
.. Bombay	3,770	4,680	9,769	3,228	12,93
.. Sind	1,580	2,060	1,747	2,148	2,75
.. Madras	1,340	280	2,520	338	92
.. Burma	230	4,186	1,02
TOTAL	10,840	11,900	15,857	12,308	23,93

* Free of duty.

No. 13—continued

ARTICLES, AND COUNTRIES OF CONSIGNMENT; ALSO SHARE OF EACH PROVINCE	QUANTITY					VALUE				
	1910-20	1920-21	1921-22	1922-23	1923-24	1910-20	1920-21	1921-22	1922-23	1923-24
pieces—						R	R	R	R	R
Belonuts (I. F.)—	Cwts.	Cwts.	Cwts.	Cwts.	Cwts.					
United Kingdom	31,931	3,49,530
Ceylon	127,148	114,977	127,746	135,357	148,933	29,49,210	31,63,870	33,46,636	34,83,736	32,97,123
Straits Settlements (Includ- ing Labuan)	996,398	803,465	853,165	909,939	1,207,187	1,25,68,080	1,10,54,980	1,03,06,817	1,27,42,951	1,67,86,757
Federated Malay States . . .	390	369	31	178	37	6,820	5,900	642	3,147	627
Hongkong	762	4,830	564	2,429	1,535	3,810	28,980	3,334	14,002	19,389
Other British Possessions . .	47	3	36	6	20	880	50	443	100	558
TOTAL BRITISH EMPIRE	1,124,915	955,545	981,542	1,107,909	1,357,718	1,55,18,300	1,46,02,710	1,36,57,921	1,62,43,995	2,01,03,454
Sumatra	196	2,886
Java	847	..	971	950	1,503	10,180	..	10,104	11,534	23,438
Slam	18	87	17	191	1,823	240	1,280	108	2,566	26,643
China (exclusive of Hong- kong and Macao)	218	..	973	1,420	..	10,487
Japan	122	28	159	10	389	1,360	360	2,375	125	9,323
Other Foreign Countries	9	24	17	2	10	120	233	185	50
TOTAL FOREIGN COUNTRIES	1,205	124	2,140	1,168	3,913	13,290	1,760	23,307	14,410	62,319
Share of Bengal	747,946	633,363	631,630	670,488	846,607	88,69,990	72,84,370	69,31,973	82,59,920	1,10,34,553
" Bombay	1,96,511	65,271	76,388	152,838	182,024	12,21,560	3,64,100	9,08,277	20,50,734	27,04,697
" Sind	386	832	939	1,635	2,301	9,400	13,180	17,995	26,162	42,931
" Madras	237,461	250,451	230,203	220,719	260,871	47,35,340	67,97,410	51,89,223	51,40,840	53,64,632
" Burma	53,847	65,762	44,623	57,497	69,328	7,05,800	7,24,910	5,84,745	7,80,749	10,18,955
TOTAL	1,126,150	955,669	983,688	1,109,077	1,361,631	1,55,32,090	1,46,04,470	1,36,81,816	1,62,58,405	2,01,65,773
Cardamoms (I. F.)—	Cwts.	Cwts.	Cwts.	Cwts.	Cwts.					
United Kingdom	176	37,010
Ceylon	44	1,230	1,287	1,851	120	5,370	1,07,760	1,17,008	2,24,077	10,041
Straits Settlements (Includ- ing Labuan)	5	9	4	66	68	510	850	308	5,823	7,385
Hongkong	21	31	..	2	..	1,860	2,593	..	106
Other Foreign Countries	1	178	6
TOTAL BRITISH EMPIRE	49	1,260	1,498	1,918	190	6,880	1,10,470	1,57,810	2,30,078	23,027
China (exclusive of Hongkong and Macao)	84	14	39	171	392	7,310	1,240	3,330	14,096	39,179
Japan	13	83	..	1,620	8,638
TOTAL FOREIGN COUNTRIES	84	32	39	171	475	7,310	2,960	3,330	14,096	47,817
Share of Bengal	55
" Bombay	43	1,178	1,342	1,469	59	5,170	1,03,440	1,44,430	1,89,059	9,455
" Sind	10	2	1,500	472
" Madras	75	83	149	582	604	6,800	7,430	12,388	51,368	51,517
" Burma	16	31	49	28	..	1,220	2,460	4,285	3,447	..
TOTAL	133	1,292	1,537	2,089	665	13,190	1,13,330	1,61,158(a)	2,45,374	71,444
Cassia (I. F.)—	Cwts.	Cwts.	Cwts.	Cwts.	Cwts.					
Hongkong	504	469	17,640	15,570
Zanzibar and Pemba	104	11,460
Other British Possessions . .	18	1	..	630	27	..
TOTAL BRITISH EMPIRE	522	633	..	1	..	18,270	27,030	..	27	..
China (exclusive of Hong- Kong and Macao)	859	357	108	170	..	30,500	11,870	2,592	5,278	..
Share of Bengal	1,221	390	43,080	38,350
" Sind	80	2,175	..
" Madras	100	..	108	91	..	5,690	..	2,692	3,130	..
TOTAL	1,381	990	108	171	..	43,770	39,390	2,592	5,305	..

(a) Duty was collected on RL 23,248 in 1921-22.

No. 13—continued

ARTICLES, AND COUNTRIES OF CONSIGNMENT; ALSO SHARE OF EACH PROVINCE	QUANTITY					VALUE				
	1919-20	1920-21	1921-22	1922-23	1923-24	1919-20	1920-21	1921-22	1922-23	1923-24
						R	R	R	R	R
Spices—continued										
<i>Chillies (L. F.)—</i>										
	Cwts.	Cwts.	Cwts.	Cwts.	Cwts.					
Aden and Dependences	20	..	77	3	..	520	..	1,92
Ceylon	8	9	11	331	310	170	220	232	10,411	8,41
Straits Settlements (including Labuan)	1,433	183	1,874	328	18	66,320	2,170	35,540	8,977	40
Kenya Colony	..	42	1,100	12
Other British Possessions	17	18	4	4	4	487	480	116	100	..
TOTAL BRITISH EMPIRE	1,458	252	1,900	663	448	66,980	3,920	35,458	19,488	10,86
Portuguese East Africa	2	..	48	118	4	40	..	940	2,350	10
Other Foreign Countries	41	1	1	2	3	930	36	30	47	10
TOTAL FOREIGN COUNTRIES	43	1	49	120	7	970	30	970	2,397	21
<i>Share of Bengal</i>										
..	5	16	..	329	..	100	580	..	10,339	..
.. Bombay	1,481	46	71	118	94	67,410	1,200	1,547	2,352	2,31
.. Sind	..	15	330
.. Madras	7	146	..	2	349	130	1,510	15	68	8,41
.. Burma	8	30	1,887	334	12	310	360	35,866	9,118	2
TOTAL	1,501	253	1,958	783	455	67,050	3,950(a)	37,428(a)	21,885	11,079(a)
<i>Cinnamon (L. F.)—</i>										
	Cwts.	Cwts.	Cwts.	Cwts.	Cwts.					
Ceylon	70	45	57	94	43	3,990	2,470	2,056	6,259	1,9
Hongkong	2	1	380	40	30	1,280	1
Other British Possessions	..	8	8	2	2	..	690	590	563	6
TOTAL BRITISH EMPIRE	70	53	65	98	46	4,370	3,200	3,085	8,096	2,7
TOTAL FOREIGN COUNTRIES	20	..	130
<i>Share of Bengal</i>										
..	9	17	471	1,135	..
.. Bombay	1	30
.. Sind	9	2,087	..
.. Madras	79	52	48	68	43	3,990	2,640	2,208	3,031	1,6
.. Burma	..	1	7	4	3	400	550	513	1,843	6
TOTAL	79	53	65	98	46	4,390	3,200	3,221	8,096	2,7
<i>Cloves (L. F.)—</i>										
	Cwts.	Cwts.	Cwts.	Cwts.	Cwts.					
United Kingdom	58	407	401	100	3,440	1,080	10,200	6,550	2,247	50,3
Aden and Dependences	577	397	153	23,720	30,254	7,4
Ceylon	59	66	157	77	255	4,380	4,640	11,259	5,966	17,3
Straits Settlements (including Labuan)	269	85	30	..	327	10,100	5,880	2,121	7	21,6
Zanzibar and Pemba	80,561	56,909	57,815	107,142	54,927	53,87,370	33,73,590	43,04,583	67,51,958	40,36,0
Kenya Colony	1	..	173	66	82	70	..	9,766	3,960	8,0
Other British Possessions	2	1	103	60	..
TOTAL BRITISH EMPIRE	80,943	57,367	60,155	107,783	50,184	54,12,600	33,94,320	43,58,102	67,94,452	41,41,0
Germany	296	981	6,023	16,3
Netherlands	117	1,337	2,360	17,0
China (exclusive of Hongkong and Macao)	44	2,900
Portuguese East Africa	46	3	3,740	120
United States of America—In Atlantic Coast	1,078	..	589	897	919	30,960	..	12,091	19,255	15,
Other Foreign Countries	4	..	7	280	1	..
TOTAL FOREIGN COUNTRIES	2,024	3	637	1,310	3,244	34,500	120	15,271	27,639	40,
<i>Share of Bengal</i>										
..	264	3,103	4,350	9,526	5,235	18,710	2,46,240	3,51,709	9,24,731	1,93,
.. Bombay	82,635	54,099	55,381	99,415	53,630	54,23,340	37,36,610	40,10,101	58,35,837	36,12,
.. Sind	1	51	4	30	..	10	3,530	280	1,576	..
.. Madras	62	102	157	121	1,543	4,580	7,140	11,372	8,882	81,
.. Burma	5	15	..	1	..	370	1,010	11	64	..
TOTAL	82,967	57,370	59,792	109,093	62,428	54,47,100	33,94,440	44,73,373	68,22,091	41,90,1

(a) Duty was collected on 63,880 in 1920-21, on 62,071 in 1921-22, on 612,969 in 1922-23, and on 67,005 in 1923-24.

No. 13—continued

ARTICLES, AND COUNTRIES OF CONSIGNMENT; ALSO SHARE OF EACH PROVINCE	QUANTITY					VALUE				
	1919-20	1920-21	1921-22	1922-23	1923-24	1919-20	1920-21	1921-22	1922-23	1923-24
Spices—continued										
Ginger (I. F)—	Cwts.	Cwts.	Cwts.	Cwts.	Cwts.	R	R	R	R	R
Ceylon	69	274	11	6	18	1,660	10,900	250	220	47
Straits Settlements (including Labuan)	94	60	60	714	..	670	1,880	1,770	20,026	..
Hongkong	4	12	..	123	1,051	350	1,280	..	6,537	32,030
Natal	100	343	4	1,510	6,230	54
Other British Possessions	3	1	..	40	..	20	170	..	734
TOTAL BRITISH EMPIRE	267	602	76	843	1,118	4,190	20,290	2,253	27,688	34,125
China (exclusive of Hongkong and Macao)	19	13	821	110	1,650	22,360
Japan	1,889	691	400	8,441	11,071	69,960	20,200	12,667	2,24,052	4,16,830
Other Foreign Countries	2	50	6
TOTAL FOREIGN COUNTRIES	1,910	704	406	8,441	12,792	70,120	21,940	12,657	2,24,052	4,39,202
Share of Bengal	438	294	..	3,723	5,045	20,810	13,670	..	99,546	1,58,443
„ Bombay	1,784	1,094	470	5,506	8,797	53,190	28,410	14,481	1,51,357	3,11,789
„ Madras	9	8	12	49	66	210	260	421	1,691	3,000
„ Burma	6	1	2	100	..	8	46	96
TOTAL	2,177	1,396	482	9,284	13,910	74,310	42,230	14,910	2,52,040	4,73,320
Nutmegs (I. F)—	Cwts.	Cwts.	Cwts.	Cwts.	Cwts.					
Ceylon	260	142	203	357	375	6,920	3,540	4,689	15,484	11,064
Straits Settlements (including Labuan)	12,488	8,368	12,300	9,694	9,876	4,95,470	2,78,820	3,37,097	3,48,827	3,40,089
TOTAL BRITISH EMPIRE	12,743	8,530	12,503	10,061	10,251	6,02,390	2,77,360	3,41,786	3,64,311	3,52,053
Java	27	1,540
China (exclusive of Hongkong and Macao)	32	1,810
Other Foreign Countries	40	830	3	..
TOTAL FOREIGN COUNTRIES	27	..	40	..	32	1,540	..	830	3	1,810
Share of Bengal	2,580	2,574	4,504	3,275	3,016	1,14,240	33,670	1,23,171	1,22,782	1,02,773
„ Bombay	6,861	3,982	6,372	4,925	5,219	2,76,260	1,36,110	1,80,078	1,81,907	1,92,825
„ Sind	28	13	1,122	350
„ Madras	1,660	1,053	366	750	976	65,810	30,160	21,688	28,317	30,678
„ Burma	1,769	921	301	1,073	1,059	47,630	20,430	17,779	30,188	27,037
TOTAL	12,770	8,530	12,543	10,051	10,283	5,03,030	2,77,360	3,42,616	3,64,314	3,53,863
Pepper (I. F)—	Cwts.	Cwts.	Cwts.	Cwts.	Cwts.					
United Kingdom	10	49	2	85	..	1,570	2,370	499	2,041	22
Ceylon	432	38	70	72	83	18,030	1,980	2,208	2,411	2,215
Straits Settlements (including Labuan)	10,785	9,341	10,666	8,978	10,109	6,14,480	4,67,670	4,32,827	3,70,304	4,03,633
Kanniber and Pomba	66	101	30	138	45	6,460	6,290	3,547	10,164	4,250
Other British Possessions	2	10	70	430	42	11	15
TOTAL BRITISH EMPIRE	11,295	9,537	10,768	9,273	10,237	6,40,400	4,68,720	4,57,123	3,91,821	4,10,135
Java	678	36	..	4	39	29,030	1,550	..	104	2,119
Siam	165	6,200	..
Other Foreign Countries	21	1,020	3	26
TOTAL FOREIGN COUNTRIES	699	36	..	169	39	30,050	1,550	..	6,307	2,145
Share of Bengal	5,149	5,391	6,214	4,229	6,915	2,13,730	2,67,470	2,62,101	1,77,671	2,50,755
„ Bombay	2,871	1,869	1,600	3,174	1,401	1,89,170	1,04,230	19,845	1,64,122	75,390
„ Sind	5	55	..	10	..	177	1,483
„ Madras	1,899	1,233	1,353	1,466	2,190	78,800	55,320	75,533	47,522	61,923
„ Burma	2,075	1,080	1,095	568	615	89,010	43,240	39,344	18,636	20,729
TOTAL	11,004	9,573	10,768	9,442	10,276	6,70,450	4,70,270	4,57,128	3,98,128	4,12,280

GENERAL IMPORTS

(420)

No. 13—continued

ARTICLES, AND COUNTRIES OF CONSIGNMENT; ALSO SHARE OF EACH PROVINCE	QUANTITY					VALUE				
	1919-20	1920-21	1921-22	1922-23	1923-24	1919-20	1920-21	1921-22	1922-23	1923-24
Spices—concluded										
<i>Other sorts (I. F)—</i>										
United Kingdom	8	..	22	7	1	370	10	1,981	950	75
Ceylon	18	60	19	32	35	1,030	6,030	1,389	2,780	2,878
Straits Settlements (including Labuan)	2,302	1,701	2,313	2,963	2,548	2,26,390	1,46,760	1,54,800	1,32,478	1,69,776
Hongkong	112	3	250	173	200	6,330	250	7,487	4,258	5,694
Other British Possessions	2	90	68	35	55
TOTAL BRITISH EMPIRE	2,440	1,854	2,612	3,175	2,700	2,34,670	1,53,160	1,65,794	1,40,507	1,78,378
Spain	101	5,250
Java	15	10	..	156	24	1,920	210	..	4,831	2,078
China (exclusive of Hongkong and Macao)	115	31	40	2,920	698	2,004
Japan	1,459	240	578	474	488	48,760	6,040	16,971	12,292	13,571
Other Foreign Countries	4	42	1	2	2	210	390	50	82	81
TOTAL FOREIGN COUNTRIES	1,579	292	694	603	554	56,040	6,580	19,947	17,903	17,734
<i>Share of Bengal</i>	<i>306</i>	<i>362</i>	<i>879</i>	<i>1,758</i>	<i>396</i>	<i>37,810</i>	<i>36,660</i>	<i>53,636</i>	<i>34,705</i>	<i>24,342</i>
.. Bombay	3,133	1,361	1,991	1,677	1,981	1,99,350	81,500	96,882	96,035	1,25,674
.. Sind	8	1	61	4	2	760	100	56	270	135
.. Madras	363	320	289	327	810	35,200	27,710	28,022	21,644	33,508
.. Burma	159	202	86	72	153	17,590	13,770	7,845	6,666	12,453
TOTAL	4,019	2,146	3,306	3,838	3,344	2,90,710	1,59,740	1,85,741	1,58,410	1,96,112
Total Spices—										
United Kingdom	74	32,361	604	195	3,443	3,480	3,02,520	47,179	6,217	50,472
Aden and Dependencies	1	..	622	397	256	40	..	24,558	30,230	9,072
Ceylon	129,317	116,839	129,561	138,177	150,211	29,91,350	33,01,300	34,86,385	37,51,943	33,57,488
Straits Settlements (including Labuan)	1,023,788	823,329	880,419	992,685	1,230,135	1,39,81,050	1,19,44,390	1,12,91,716	1,36,36,882	1,77,30,182
Federated Malay States	390	369	32	178	37	6,820	5,400	677	3,153	647
Hongkong	1,384	5,335	853	2,728	2,795	28,480	47,960	13,614	26,137	58,275
Natal	99	343	4	..	2	1,510	6,230	54	..	70
Zanzibar and Pemba	60,665	57,089	57,846	107,280	54,072	53,94,820	33,91,660	43,06,160	67,62,112	40,41,188
Kenya Colony	21	42	173	66	94	380	1,100	9,766	3,900	8,106
Other British Possessions	1	16	14	8	37	30	520	232	370	630
TOTAL BRITISH EMPIRE	1,234,740	1,035,723	1,070,128	1,241,714	1,441,982	2,24,08,550	1,90,61,170	1,91,80,341	2,42,21,063	2,52,57,081
Germany	290	981	6,023	16,350
Netherlands	119	1,337	2,413	17,060
Spain	101	5,250
Sumatra	196	3	2,866
Java	1,571	47	972	1,110	1,508	42,630	1,790	10,212	16,460	27,701
Slam	18	87	17	350	1,823	240	1,280	120	8,760	26,643
China (exclusive of Hongkong and Macao)	1,181	384	1,321	372	1,285	39,440	14,760	23,068	20,672	65,353
Japan	3,474	977	1,143	8,926	12,931	1,20,170	28,910	32,139	2,37,403	4,48,330
Portuguese East Africa	68	3	48	118	4	4,720	120	940	2,350	105
United States of America—										
Vid Atlantic Coast	1,978	..	589	897	919	30,860	..	12,991	19,255	15,590
.. Pacific	20
Other Foreign Countries	42	51	29	18	12	1,070	450	569	331	416
TOTAL FOREIGN COUNTRIES	8,433	1,540	4,119	12,212	21,056	2,44,400	40,710	79,139	3,13,585	6,20,469
<i>Share of Bengal</i>	<i>757,909</i>	<i>596,093</i>	<i>647,586</i>	<i>693,350</i>	<i>366,314</i>	<i>94,08,480</i>	<i>79,76,920</i>	<i>77,63,021</i>	<i>96,30,919</i>	<i>1,20,64,783</i>
.. Bombay	185,309	128,800	143,522	269,122	255,225	74,35,360	44,47,510	64,45,671	87,12,413	70,34,311
.. Sind	395	899	1,004	1,701	2,873	10,240	17,150	17,431	35,069	45,371
.. Madras	241,676	253,448	233,685	230,175	267,452	49,36,430	68,59,590	53,43,556	53,06,494	56,52,730
.. Burma	57,865	68,032	48,450	69,578	71,174	8,62,420	8,06,740	6,89,801	8,49,753	10,80,355
TOTAL	1,243,173	1,037,272	1,074,247	1,253,926	1,463,038	2,26,52,950	1,91,07,980	1,92,59,480	2,45,34,648	2,59,77,550

No. 13—continued

ARTICLES, AND COUNTRIES OF CONSIGNMENT; ALSO SHARE OF EACH PROVINCE	QUANTITY					VALUE				
	1919-20	1920-21	1921-22	1922-23	1923-24	1919-20	1920-21	1921-22	1922-23	1923-24
Starch and Farina—										
<i>Starch (III. V)—</i>	Cwts.	Cwts.	Cwts.	Cwts.	Cwts.	R	R	R	R	R
United Kingdom	7,044	9,772	9,100	5,440	5,808	1,88,070	3,08,810	1,83,009	97,973	1,12,235
Aden and Dependencies	203	3,809
Straits Settlements (including Labuan)	115,427	52,750	61,070	99,826	84,202	17,20,320	5,86,030	6,81,687	11,09,174	9,65,211
Other British Possessions	11	..	29	11	..	350	..	490	440	..
TOTAL BRITISH EMPIRE	122,482	62,531	71,189	105,277	90,302	19,17,740	8,04,340	8,65,276	12,07,506	10,81,345
Germany	47	1,100	2,825	1,174	23,485	37,240
Netherlands	..	4,425	129	3,228	5,709	..	68,270	2,913	49,771	78,228
Belgium	..	181	6,080	17,967	18,101	..	5,590	77,297	2,04,562	2,09,501
Italy	120	2,282
Java	1,916	30	17,070	500
Japan	36,180	12,876	9,582	2,086	2,403	7,06,000	2,49,730	2,06,093	51,008	39,433
Portuguese East Africa	..	10	000	..	220	5,074
United States of America—										
Vid Atlantic Coast	4,278	5,749	5,048	11,331	5,547	97,110	1,05,810	65,508	1,47,435	67,850
" Pacific "	22	8	840	350
TOTAL FOREIGN COUNTRIES	42,396	23,257	20,886	35,710	35,431	9,11,020	4,88,970	3,63,885	4,70,851	4,40,114
Share of Bengal	197	718	6,063	14,485	12,180	7,260	22,030	78,617	1,66,667	1,44,918
" Bombay	159,228	82,038	85,333	125,971	112,672	27,06,970	12,98,780	11,17,290	15,57,669	13,49,190
" Sind	875	234	106	113	54	11,830	13,100	6,101	5,169	2,224
" Madras	4,845	2,241	109	88	125	94,940	34,460	3,318	3,243	3,744
" Burma	330	562	464	330	763	8,660	15,500	13,835	11,699	21,383
TOTAL	104,878	85,788	92,075	140,987	125,704	28,20,660	18,83,810(a)	12,10,161(a)	17,44,447	15,21,459
Farina and Potato flour (III. V)—										
United Kingdom	4,968	1,249	2,952	831	879	1,25,830	33,800	65,020	17,305	11,687
Aden and Dependencies	176	1,900
Straits Settlements (including Labuan)	352	7,090
TOTAL BRITISH EMPIRE	5,350	1,249	2,952	831	1,055	1,32,920	33,800	65,020	17,305	13,677
Germany	..	397	6,357	11,074	6,308	..	9,540	1,48,988	2,37,645	75,126
Netherlands	2,050	9,293	12,743	29,847	31,153	37,460	2,22,600	2,80,977	4,44,000	4,17,362
Belgium	1,862	2,500	1,044	42,842	36,091	12,549
France	120	2,592
Japan	8,117	1,015	2,231	..	100	66,840	16,980	42,777	..	2,765
United States of America—										
Via Atlantic Coast	14	50	680	690
TOTAL FOREIGN COUNTRIES	5,181	10,705	23,318	44,921	41,650	1,04,880	2,49,190	5,27,175	7,18,336	5,08,402
Share of Bengal	..	89	695	141	379	..	2,220	12,190	2,188	4,223
" Bombay	10,517	11,865	25,538	44,873	41,006	2,37,210	2,50,770	5,79,191	7,30,091	4,99,314
" Sind	1	50
" Madras	14	..	31	138	1,220	580	..	765	3,422	15,867
" Burma	100	10	2,765
TOTAL	10,531	11,954	26,265	45,152	42,705	2,37,600	2,92,090(b)	5,92,196	7,35,701	5,22,169
Total Starch and Farina—										
United Kingdom	12,042	11,021	12,142	6,271	6,687	3,13,000	3,42,610	2,48,119	1,15,338	1,23,922
Aden and Dependencies	409	5,889
Straits Settlements (including Labuan)	115,779	52,759	61,070	99,826	84,202	17,38,410	5,86,030	6,81,687	11,69,174	9,65,211
Other British Possessions	11	..	29	11	..	350	..	490	449	..
TOTAL BRITISH EMPIRE	127,832	63,780	74,141	106,108	91,418	20,50,660	9,28,540	9,30,206	12,84,961	10,95,022

(a) Duty was collected on Rs 4,45,570 in 1920-21 and on Rs 12,17,111 in 1921-22.
 (b) " " " " Rs 1,18,490 in 1920-21.

ARTICLES, AND COUNTRIES OF CONSIGNMENT; ALSO SHARE OF EACH PROVINCE	QUANTITY					VALUE				
	1919-20	1920-21	1921-22	1922-23	1923-24	1919-20	1920-21	1921-22	1922-23	1923-24
Starch and Farina—continued						R	R	R	R	R
<i>Total Starch and Farina—continued</i>	Cwts.	Cwts.	Cwts.	Cwts.	Cwts.					
Germany	397	6,404	13,074	9,128	..	9,540	1,30,162	2,01,130	1,12,380
Netherlands	2,050	13,718	12,872	33,073	30,862	37,400	2,90,900	2,92,890	4,94,461	4,95,590
Belgium	181	7,942	20,467	10,145	..	5,590	1,20,130	2,40,553	2,22,050
France	120	2,592
Italy	120	2,282
Java	1,916	36	17,070	500
Japan	30,297	13,890	11,813	2,086	2,593	8,03,740	2,06,690	2,49,770	61,008	42,193
Portuguese East Africa	..	19	900	..	220	5,074
United States of America—										
Via Atlantic Coast	4,292	5,749	5,048	11,331	5,597	97,690	1,65,810	65,508	1,47,435	68,540
" Pacific "	22	8	840	350
TOTAL FOREIGN COUNTRIES	47,577	33,902	44,190	80,031	77,081	10,10,800	7,38,160	8,81,061	11,95,187	9,48,006
Share of Bengal	197	802	6,758	14,626	12,559	7,260	24,250	90,307	1,63,855	1,19,111
" <i>Bombay</i>	169,745	93,903	110,871	170,844	153,678	29,44,130	15,79,490	16,96,481	22,87,760	18,48,504
" <i>Sind</i>	278	234	107	113	54	11,830	13,100	6,151	5,169	2,224
" <i>Madras</i>	4,859	2,241	140	226	1,345	95,520	34,460	4,083	6,665	19,611
" <i>Burma</i>	330	662	464	330	863	8,670	15,500	13,836	11,699	21,148
TOTAL	175,409	97,742	118,340	186,139	168,490	30,67,460	16,66,800	18,11,357	24,80,148	20,43,028
Stationery (excluding paper)—					Dozens.					
<i>Pencils (excluding state pencils) (III.M) (a) —</i>										
United Kingdom	—	—	—	—	218,059	—	—	—	—	1,67,798
Other British Possessions	—	—	—	—	56	—	—	—	—	82
TOTAL BRITISH EMPIRE	—	—	—	—	218,715	—	—	—	—	1,67,880
Germany	—	—	—	—	1,307,658	—	—	—	—	4,41,169
Belgium	—	—	—	—	6,621	—	—	—	—	1,708
Italy	—	—	—	—	51,011	—	—	—	—	13,600
Austria	—	—	—	—	711,648	—	—	—	—	1,47,967
Czechoslovakia	—	—	—	—	13,912	—	—	—	—	4,204
Japan	—	—	—	—	583,103	—	—	—	—	1,14,895
United States of America— Via Atlantic Coast	—	—	—	—	94,582	—	—	—	—	40,865
Other Foreign Countries	—	—	—	—	1,840	—	—	—	—	704
TOTAL FOREIGN COUNTRIES	—	—	—	—	2,890,275	—	—	—	—	7,05,232
Share of Bengal	—	—	—	—	803,922	—	—	—	—	1,84,525
" <i>Bombay</i>	—	—	—	—	1,382,800	—	—	—	—	3,98,151
" <i>Sind</i>	—	—	—	—	399,597	—	—	—	—	1,42,213
" <i>Madras</i>	—	—	—	—	275,692	—	—	—	—	1,12,825
" <i>Burma</i>	—	—	—	—	187,759	—	—	—	—	95,398
TOTAL	—	—	—	—	3,048,980	—	—	—	—	9,33,112

(a) Separately recorded from 1923-24.

No. 13—continued

ARTICLES, AND COUNTRIES OF CONSIGNMENT; ALSO SHARE OF EACH PROVINCE	QUANTITY					VALUE				
	1919-20	1920-21	1921-22	1922-23	1923-24	1919-20	1920-21	1921-22	1922-23	1923-24
Stationery (excluding paper) —continued										R
Other Sorts (LIX. M) (a)—										
United Kingdom	—	—	—	—	—	—	—	—	—	51,86,084
Ceylon	—	—	—	—	—	—	—	—	—	10,431
Straits Settlements (including Labuan)	—	—	—	—	—	—	—	—	—	10,473
Hongkong	—	—	—	—	—	—	—	—	—	6,052
Canada—										
Via Atlantic Coast	—	—	—	—	—	—	—	—	—	1,331
South Australia (including Northern Territory)	—	—	—	—	—	—	—	—	—	84
Victoria	—	—	—	—	—	—	—	—	—	1,373
Tasmania	—	—	—	—	—	—	—	—	—	430
New South Wales	—	—	—	—	—	—	—	—	—	20,031
Queensland	—	—	—	—	—	—	—	—	—	11,985
Australian Commonwealth (Total)	—	—	—	—	—	—	—	—	—	33,923
Other British Possessions	—	—	—	—	—	—	—	—	—	994
TOTAL BRITISH EMPIRE	—	—	—	—	—	—	—	—	—	62,55,201
Sweden	—	—	—	—	—	—	—	—	—	13,450
Germany	—	—	—	—	—	—	—	—	—	17,34,310
Netherlands	—	—	—	—	—	—	—	—	—	25,712
Belgium	—	—	—	—	—	—	—	—	—	2,080
France	—	—	—	—	—	—	—	—	—	5,110
Switzerland	—	—	—	—	—	—	—	—	—	5,373
Italy	—	—	—	—	—	—	—	—	—	43,970
Austria	—	—	—	—	—	—	—	—	—	32,356
Czechoslovakia	—	—	—	—	—	—	—	—	—	1,828
Persia	—	—	—	—	—	—	—	—	—	9,354
Java	—	—	—	—	—	—	—	—	—	4,006
China (exclusive of Hongkong and Macao)	—	—	—	—	—	—	—	—	—	6,368
Japan	—	—	—	—	—	—	—	—	—	2,02,267
Egypt*	—	—	—	—	—	—	—	—	—	1,031
United States of America:										
Via Atlantic Coast	—	—	—	—	—	—	—	—	—	5,37,025
" Pacific "	—	—	—	—	—	—	—	—	—	1,357
Other Foreign Countries	—	—	—	—	—	—	—	—	—	1,402
TOTAL FOREIGN COUNTRIES	—	—	—	—	—	—	—	—	—	27,18,037
Share of Bengal	—	—	—	—	—	—	—	—	—	22,78,768
" Bombay	—	—	—	—	—	—	—	—	—	36,60,721
" Sind	—	—	—	—	—	—	—	—	—	6,15,672
" Madras	—	—	—	—	—	—	—	—	—	9,41,931
" Burma	—	—	—	—	—	—	—	—	—	1,72,976
TOTAL	—	—	—	—	—	—	—	—	—	70,73,328.601
Total Stationery (excluding paper)—										
United Kingdom	—	—	—	—	—	46,96,340	1,26,69,950	65,70,671	56,32,054	53,53,832
Mesopotamia†	—	—	—	—	—	—	—	922	2,254	207
Ceylon	—	—	—	—	—	14,210	17,580	10,123	6,859	10,156
Straits Settlements (including Labuan)	—	—	—	—	—	22,720	22,170	31,644	14,270	16,505
Hongkong	—	—	—	—	—	11,710	18,110	12,052	10,661	6,078

(a) Separately recorded from 1923-24.

(b) Duty was collected on Rs 27,17,534 in 1923-24.

* Shown as a Foreign country from 1923-24.

† Included in Turkey, Asiatic prior to 1921-22.

GENERAL IMPORTS

(424)

No. 13—continued

ARTICLES AND COUNTRIES OF CONSIGNMENT; ALSO SHARE OF EACH PROVINCE	QUANTITY					VALUE				
	1919-20	1920-21	1921-22	1922-23	1923-24	1919-20	1920-21	1921-22	1922-23	1923-24
						R	R	R	R	R
Stationery (excluding paper)—concluded										
Total Stationery (excluding paper)—continued.										
Egypt*	—	—	—	—	—	70	400	302	4,620	—
Natal	—	—	—	—	—	2,740	600	4,560	1,577	419
Zanzibar and Pemba	—	—	—	—	—	3,570	..	200
Kenya Colony	—	—	—	—	—	1,400	8,140	87	2,830	3
Canada:										
Via Atlantic Coast	—	—	—	—	—	..	7,650	3,150	872	1,333
" Pacific "	—	—	—	—	—	15	..
South Australia (including Northern Territory)	—	—	—	—	—	10	80	118	184	85
Victoria	—	—	—	—	—	680	21,040	3,536	13,081	1,372
Tasmania	—	—	—	—	—	1,172	450
New South Wales	—	—	—	—	—	8,100	19,370	16,014	58,356	20,031
Queensland	—	—	—	—	—	30,110	1,03,460	1,20,422	30,405	11,985
Australian Commonwealth (Total)	—	—	—	—	—	38,900	1,44,620	1,49,090	1,03,888	33,923
Other British Possessions	—	—	—	—	—	100	980	137	405	361
TOTAL BRITISH EMPIRE	—	—	—	—	—	47,91,650	1,28,35,100	67,82,088	57,80,920	54,23,171
Russia—										
Northern Russia	—	—	—	—	—	..	5,140	..	262	..
Sweden	—	—	—	—	—	4,840	33,750	2,007	6,522	13,45
Norway	—	—	—	—	—	6,500	5,900	85	8,667	5
Germany	—	—	—	—	—	20	6,33,240	9,37,258	22,27,918	21,75,47
Netherlands	—	—	—	—	—	11,150	81,570	31,036	26,401	26,00
Belgium	—	—	—	—	—	290	36,480	1,063	8,328	4,68
France	—	—	—	—	—	3,320	26,100	14,906	19,231	5,53
Switzerland	—	—	—	—	—	680	21,580	27,314	5,660	5,37
Italy	—	—	—	—	—	40,860	2,35,210	92,683	50,374	57,63
Austria	—	—	—	—	—	3,510	22,020	20,029	90,375	1,80,32
Hungary	—	—	—	—	—
Czechoslovakia	—	—	—	—	—	3,596	6,372	6,01
Turkey, Asiatic	—	—	—	—	—	6	100	..
Persian Gulf	—	—	—	—	—	1,300	2,340
Other Native States in Arabia	—	—	—	—	—	10,537	..
Persia	—	—	—	—	—	18,860	17,950	11,522	..	9,31
Java	—	—	—	—	—	100	590	670	297	4,01
China (exclusive of Hong-kong and Macao)	—	—	—	—	—	6,040	11,040	6,803	5,917	6,31
Japan	—	—	—	—	—	13,38,880	14,23,620	5,15,686	4,64,844	4,07,11
Egypt*	—	—	—	—	—	1,0
United States of America:										
Via Atlantic Coast	—	—	—	—	—	15,87,550	27,27,570	6,82,317	4,57,847	5,77,81
" Pacific "	—	—	—	—	—	9,660	44,770	6,280	3,434	1,31
Other Foreign Countries	—	—	—	—	—	..	500	140	446	1,3
TOTAL FOREIGN COUNTRIES	—	—	—	—	—	30,83,560	53,29,450	23,54,352	33,93,541	34,83,2
Share of Bengal	—	—	—	—	—	20,02,650	62,51,580	18,32,435	27,30,633	24,63,2
" Bombay	—	—	—	—	—	42,23,130	87,44,770	47,88,621	45,38,949	40,58,8
" Sind	—	—	—	—	—	3,61,640	9,56,930	4,52,146	6,82,696	7,58,0
" Madras	—	—	—	—	—	6,95,180	20,02,810	9,79,507	10,81,259	10,57,8
" Burma	—	—	—	—	—	6,42,760	12,38,620	10,84,631	7,40,924	5,68,3
TOTAL	—	—	—	—	—	78,75,410	1,82,14,560(a)	91,37,340(a)	91,74,461(a)	89,06,4
Sticks and Whips (III. V)—										
United Kingdom	—	—	—	—	—	56,240	98,840	46,205	62,090	44,3
Ceylon	—	—	—	—	—	1,670	760	1,422	553	4
Straits Settlements (including Labuan)	—	—	—	—	—	3,370	2,330	1,289	2,180	1,6
Hongkong	—	—	—	—	—	1,920	90	162	155	1,2
Zanzibar and Pemba	—	—	—	—	—	..	1,000
Other British Possessions	—	—	—	—	—	60	30	30	7	..
TOTAL BRITISH EMPIRE	—	—	—	—	—	63,260	1,01,050	49,108	64,985	47,7

(a) Duty was collected on R1,82,14,050 in 1920-21, on R91,36,171 in 1921-22 and on R91,74,020 in 1922-23.
* Shown as a Foreign country from 1923-24.

No. 13—continued

ARTICLES, AND COUNTRIES OF CONSIGNMENT; ALSO SHARE OF EACH PROVINCE	QUANTITY					VALUE				
	1910-20	1920-21	1921-22	1922-23	1923-24	1910-20	1920-21	1921-22	1922-23	1923-24
						R	R	R	R	R
Sticks and Whips (III. V)— continued										
Germany	—	—	—	—	—	..	680	6,670	21,212	50,378
Netherlands	—	—	—	—	—	..	2,940	..	185	8,785
Austria	}	—	}	—	—	..	340	345	314	1,372
Hungary										
China (exclusive of Hong- kong and Macao)	—	—	—	—	—	420	5,980	425	3	3,210
Japan	—	—	—	—	—	33,710	51,630	19,060	7,403	10,904
United States of America— Via Atlantic Coast	—	—	—	—	—	7,660	14,860	6,467	..	950
„ Pacific „	—	—	—	—	—	..	50	20
Other Foreign Countries	—	—	—	—	—	..	1,670	320	217	695
TOTAL FOREIGN COUNTRIES	—	—	—	—	—	41,790	78,000	38,237	29,334	76,214
Share of Bengal	—	—	—	—	—	23,730	36,670	8,936	22,642	34,779
„ Bombay	—	—	—	—	—	54,380	90,930	35,977	42,610	36,318
„ Sind	—	—	—	—	—	11,430	34,930	16,050	17,064	41,193
„ Madras	—	—	—	—	—	8,280	8,490	4,071	2,949	4,670
„ Burma	—	—	—	—	—	7,230	8,030	18,361	9,154	6,668
TOTAL	—	—	—	—	—	1,05,050	1,79,050	82,305 (a)	94,319	1,23,028
Stone and Marble—										
Stone and Marble (II. B)—										
	Tons	Tons	Tons	Tons	Tons					
United Kingdom	1,052	926	671	355	157	84,740	1,66,610	1,35,008	70,574	49,014
Aden and Dependencies	208	..	186	..	30	3,840	..	2,501	..	530
Ceylon	323	500	1,820	267	733	1,990	3,030	13,860	2,003	4,331
Straits Settlements (including Labuan)	24	173	1,146	3	115	3,570	3,720	10,781	920	2,140
Hongkong	15	25	20	24	44	1,500	4,300	2,377	3,457	3,028
Egypt*	1	1	—	1,100	1,110	..	511	—
Cape of Good Hope	250	1,000
Mauritius and Dependencies	564	405	..	550	..	2,020	1,067	..	1,650
Other British Possessions	22	390	..	60	..
TOTAL BRITISH EMPIRE	1,623	2,461	4,248	649	1,638	96,540	1,92,180	1,65,544	86,525	61,208
Sweden	214	49	90,200	5,514
Denmark	49	8	124	3,698	2,610	8,321
Germany	18	51	115	..	110	9,614	19,122	14,850
Belgium	18	264	4	358	68	4,040	18,150	3,455	37,673	19,174
France	17	23	15	20	..	6,420	8,347	2,848	6,244
Italy	2,425	3,970	843	991	1,700	3,15,720	7,22,590	1,63,484	1,02,646	2,98,845
Najkat Territory and Trucial Oman	418	818	1,738	246	110	7,320	8,710	16,058	3,550	1,473
Other Native States in Arabia	857	1,210	247	284	706	16,510	15,300	5,179	3,058	13,018
China (exclusive of Hongkong and Macao)	15	24	18	52	160	1,530	2,430	1,841	6,244	..
Japan	7	3	2	..	70	2,910	2,671	402	..
Egypt*	—	—	—	—	5	—	—	—	—	8,232
Italian East Africa (Somali- land and Eritrea)	30	40	38	479	1,530	247
United States of America: Via Atlantic Coast	12	67	13	7	7	9,080	6,980	9,261	2,421	7,128
„ Pacific „	50	120
Other Foreign Countries	20	500	31	40	760	250	..	3
TOTAL FOREIGN COUNTRIES	3,815	7,086	3,068	2,054	3,071	3,54,430	8,14,500	2,34,711	2,72,103	3,94,783
Share of Bengal	1,816	3,385	531	793	1,093	2,37,070	4,69,550	1,18,751	1,29,380	1,35,291
„ Bombay	3,194	4,167	3,128	1,504	2,149	1,95,360	1,38,570	1,87,848	1,92,083	2,29,198
„ Sind	8	19	28	14	99	2,770	10,020	11,022	8,887	16,268
„ Madras	356	863	2,097	294	855	9,000	36,450	51,320	12,762	21,824
„ Burma	64	1,023	630	98	573	6,770	42,090	24,614	15,518	53,600
TOTAL	5,438	9,547	7,314	2,703	4,700	4,50,970	9,06,740 (b)	4,00,255 (b)	3,58,628	4,56,081 (b)

(a) Duty was collected on Rs2,173 in 1921-22, on Rs3,750 in 1920-21, on Rs3,09,255 in 1921-22 and on Rs4,43,975 in 1923-24.
 (b) Shown as a Foreign country from 1923-24.

ARTICLES, AND COUNTRIES OF CONSIGNMENT; ALSO SHARE OF EACH PROVINCE	QUANTITY					VALUE				
	1919-20	1920-21	1921-22	1922-23	1923-24	1919-20	1920-21	1921-22	1922-23	1923-24
Stones and Marble—continued						R	R	R	R	R
<i>Articles of Stone and Marble (II. B)—</i>	Tons	Tons	Tons	Tons	Tons					
United Kingdom	233	223	316	620	170	45,400	55,460	1,28,436	2,52,093	70,571
Mesopotamia*	—	—	2	—	—	1,095
Straits Settlements (including Labuan)	14	9	21	8	7	2,400	2,610	2,570	2,275	2,544
Hongkong	12	27	..	6	..	3,240	4,180	327	1,028	141
Other British Possessions	2	1	6	..	101	930	270	465	27	553
TOTAL BRITISH EMPIRE	261	260	343	634	280	52,030	92,520	1,31,799	2,55,423	74,904
Sweden	2,220
Germany	1	1	38	15	..	2,080	2,980	16,213	10,309
Netherlands	2	1,710	..	2,225
Belgium	10	5	1	10	12	4,030	2,690	2,368	12,824	8,197
France	6	2	2,750	15,295	250	..
Italy	204	173	136	137	77	56,530	1,01,780	80,738	1,04,475	23,071
China (exclusive of Hongkong and Macao)	12	37	10	11	16	1,430	3,940	2,270	8,759	9,710
Japan	4	25	2	3	1	16,250	43,170	22,959	8,828	2,686
United States of America: Pacific Atlantic Coast	3	1	2	1	25	2,170	7,920	5,307	1,669	3,992
.. Pacific	100
Other Foreign Countries	1	100	..	580	170	75
TOTAL FOREIGN COUNTRIES	300	248	153	200	148	79,510	1,65,000	1,34,305	1,53,188	60,265
Province of Bengal	307	25	4	48	67	60,160	52,350	30,592	71,026	14,247
.. Bombay	154	211	403	329	165	47,830	1,32,330	2,08,102	2,00,727	85,645
.. Sind	3	..	1	81	53	5,310	1,980	657	16,096	15,97
.. Madras	24	74	10	358	110	5,410	20,970	6,815	1,00,306	4,071
.. Burma	73	198	78	38	33	12,340	49,790	20,138	14,456	15,22
TOTAL	561	508	498	834	428	1,31,540	2,57,420	2,66,104	4,08,611	1,35,169
Total Stone and Marble—	Tons	Tons	Tons	Tons	Tons					
United Kingdom	1,285	1,149	987	975	327	1,30,140	2,52,070	2,03,444	3,31,667	1,19,59
Aden and Dependencies	200	..	186	..	30	3,810	..	2,901	10	53
Mesopotamia*	—	—	2	—	—	..	60	1,09
Ceylon	324	601	1,826	267	834	2,500	3,300	13,926	2,020	4,85
Straits Settlements (including Labuan)	38	182	1,167	11	122	6,030	6,330	18,301	3,195	4,08
Hongkong	27	52	20	30	44	4,740	8,480	2,704	4,485	3,76
Egypt †	1	1	—	1,100	1,110	..	511	—
Cape of Good Hope	250	1,000
Natal	5	8,21
Mauritius and Dependencies	564	405	..	550	..	2,020	1,007	..	1,65
Other British Possessions	22	250	390	2
TOTAL BRITISH EMPIRE	1,834	2,721	4,591	1,283	1,923	1,48,570	2,74,700	2,97,343	3,41,048	1,44,43
Sweden	214	40	32,420	6,514
Denmark	49	8	124	3,663	2,610	8,32
Germany	1	19	89	130	..	2,190	12,594	35,335	25,11
Netherlands	2	1,710	..	2,22
Belgium	34	269	5	368	80	8,070	20,840	5,823	50,497	27,37
France	23	25	15	20	..	9,170	23,642	3,098	6,24
Italy	1,689	4,143	978	1,128	1,777	3,71,250	8,24,320	2,49,220	2,97,120	3,21,91

* Included in Turkey, Asia Minor or to 1921-22.
 † Shown as a Foreign country from 1923-24.

No. 13—continued

ARTICLES, AND COUNTRIES OF CONSIGNMENT; ALSO SHARE OF EACH PROVINCE	QUANTITY					VALUE				
	1919-20	1920-21	1921-22	1922-23	1923-24	1919-20	1920-21	1921-22	1922-23	1923-24
Stone and Marble—concluded						R	R	R	R	R
<i>Total Stone and Marble— continued</i>	Tons	Tons	Tons	Tons	Tons					
Mascat Territory and Trucial Oman	419	818	1,738	246	110	7,320	8,710	16,053	3,550	1,473
Other Native States in Arabia	857	1,210	247	284	706	16,510	15,300	5,179	3,058	13,018
China (exclusive of Hongkong and Macao)	27	61	28	63	185	2,900	6,370	4,111	15,003	20,858
Japan	4	32	5	5	1	16,320	46,080	25,530	9,230	2,686
Italian East Africa (Somali- land and Eritrea)	30	40	38	479	1,530	347
United States of America— Via Atlantic Coast	15	08	15	8	32	11,250	14,300	14,568	4,090	11,120
" Pacific "	53	120	..	100
Other Foreign Countries	20	500	31	140	760	830	170	75
TOTAL FOREIGN COUNTRIES	4,115	7,354	3,219	2,254	3,214	4,38,940	9,80,460	3,69,016	4,25,291	4,40,816
<i>Share of Bengal</i>	<i>2,123</i>	<i>3,410</i>	<i>535</i>	<i>341</i>	<i>1,100</i>	<i>2,97,230</i>	<i>5,32,930</i>	<i>1,49,343</i>	<i>2,00,406</i>	<i>1,49,538</i>
" Bombay	3,348	4,378	3,531	1,833	2,314	2,45,180	5,70,870	3,95,950	3,92,810	3,14,847
" Sind	11	19	29	95	152	8,080	12,060	18,679	24,983	32,245
" Madras	380	1,027	3,007	632	965	14,410	57,420	57,935	1,19,068	25,896
" Burma	137	1,221	708	136	546	19,610	91,880	44,452	29,972	68,724
TOTAL	5,999	10,055	7,810	3,537	5,137	5,82,510	12,55,100	6,66,350	7,67,239	6,91,250
Sugar—										
<i>Sugar, 16 Dutch Standard and above (L. G.)—(a)—</i>	Tons	Tons	Tons	Tons	Tons					
United Kingdom	96	6	1,404	1,939	69	38,040	7,540	6,11,838	9,20,135	61,322
Mesopotamia*	—	—	8	1	..	—	—	1,649	861	341
Ceylon	4	486	1,268	687	536	2,440	5,28,790	6,04,618	2,87,441	2,37,965
Straits Settlements (includ- ing Labuan)	18,144	8,935	5,044	2,633	2,918	96,23,470	64,73,310	24,03,227	9,50,000	12,28,700
Hongkong	12,003	5,791	4,378	4,413	5,061	70,19,830	50,92,960	24,30,013	17,90,045	22,80,543
Egypt†	3,305	4,188	193	1,014	—	32,86,200	84,93,580	1,00,854	4,55,082	—
Natal	526	1,525	3,47,540	10,09,137	165	190
Mauritius and Dependencies	23,487	11,487	61,611	31,414	1,300	1,27,92,840	85,00,400	2,22,29,113	1,01,52,810	6,22,567
Victoria	1	7	..	1	..	270	8,020	222	429	..
New South Wales	2	..	2	770	..	2,848
Australian Commonwealth (Total)	3	7	2	1	..	1,040	8,020	3,070	429	..
Other British Possessions	1	180	110	558	202	117
TOTAL BRITISH EMPIRE	57,047	31,426	75,429	42,102	10,484	3,27,64,100	2,46,52,250	2,93,94,077	1,45,66,179	44,37,754
Poland (including Dantzig)	—	—	..	680	..	—	—	..	2,40,410	..
Germany	99	127	8,995	75	..	66,190	95,947	37,17,924	33,719
Netherlands	1,564	1,992	2,900	11,66,240	9,64,963	12,61,268	832
Belgium	467	1,635	12,798	4,850	1,302	4,34,600	13,14,950	54,45,675	19,09,451	6,41,093
France	256	1,236	456	1,99,094	5,67,698	2,25,297
Italy	1	21	..	1,000	10,890
Czechoslovakia	—	—	100	..	80	—	—	61,902	..	38,086
Turkey, Asiatic	—	—	—	—
Red Sea	—	—	—	50
Persian Gulf	1	1	—	—	—	340	1,170
Java	349,266	201,109	622,921	371,124	368,131	18,40,54,270	14,20,35,410	22,97,56,806	12,20,71,727	13,05,93,400
Philippine Islands and Guam	15	11,640
China (exclusive of Hongkong and Macao)	83	135	20	18	146	58,250	92,300	15,595	7,835	60,537
Japan	1,357	100	651	121	46	8,63,690	66,000	4,12,477	49,281	14,010
Egypt††	—	—	—	—	696	—	—	—	—	2,90,950

* Included in Turkey, Asiatic, prior to 1921-22.
† Shown as a Foreign country from 1920-21.
(a) Includes " Beet Sugar " prior to 1921-24.

ARTICLES, AND COUNTRIES OF CONSIGNMENT; ALSO SHARE OF EACH PROVINCE	QUANTITY					VALUE				
	1919-20	1920-21	1921-22	1922-23	1923-24	1919-20	1920-21	1921-22	1922-23	1923-24
Sugar—continued										
<i>Sugar, 16 Dutch Standard and above (I. G) (a)—continued</i>	Tons	Tons	Tons	Tons	Tons					
United States of America— Via Atlantic Coast . . .	114	114	2,826	10,205	36	59,660	62,920	13,26,166	30,84,759	9,618
„ Pacific „ . . .	41	25,210
Other Foreign Countries	1	..	2	250	30	626	425	808
TOTAL FOREIGN COUNTRIES	361,320	204,768	641,707	400,135	370,901	18,54,96,320	14,48,06,420	23,82,81,093	13,38,70,778	13,10,20,193
Share of Bengal . . .	310,517	86,187	348,721	150,960	154,832	10,19,43,530	6,76,42,780	11,93,38,359	5,08,80,183	5,75,53,019
„ Bombay . . .	136,680	81,753	162,440	152,022	106,978	8,12,47,150	6,66,17,940	6,66,65,625	5,07,56,983	3,52,38,797
„ Sind . . .	41,970	50,277	176,996	96,375	89,101	2,46,40,860	3,27,13,420	6,95,06,680	3,44,77,254	3,10,20,207
„ Madras . . .	7,686	6,633	11,229	9,472	9,757	44,07,500	48,30,310	49,81,370	39,17,922	42,81,163
„ Burma . . .	11,524	11,434	18,750	23,408	20,807	60,31,380	76,64,220	71,94,136	84,05,615	82,64,711
TOTAL	408,376	286,184	717,136	442,237	381,475	21,22,30,420	16,94,53,670	26,76,76,070	14,84,36,057	13,63,57,807
<i>Sugar, 15 Dutch Standard and below (I. G)—</i>	Tons	Tons	Tons	Tons	Tons					
United Kingdom	12	82	3	7,580	26,496	1,578	448
Ceylon . . .	5	2	1	580	1,470	456	50	57
Straits Settlements (including Labuan) . . .	4	47	770	7,050	107	13	..
Kenya Colony	1	4	1	360	1,080	275	..
Tanganyika Territory	45	20	13,778	4,654	..
Mauritius and Dependencies	117	..	8	1,04,010	..	950	..
Other British Possessions	1	80	797	..	1
TOTAL BRITISH EMPIRE	9	179	83	32	..	1,350	1,20,560	42,694	7,529	506
Germany	1	3	8	705	1,526	4,404
Netherlands	1	3	27	717	2,220	12,554
Java . . .	336	499	420	11	207	1,54,960	2,78,690	66,962	1,789	58,575
United States of America— Via Atlantic Coast	46	1	90	125	..	20,910	1,110	20,089	37,344
Other Foreign Countries . .	2	620	100	..	845	273
TOTAL FOREIGN COUNTRIES	338	546	423	107	367	1,55,580	2,99,700	69,494	32,469	1,13,150
Share of Bengal . . .	336	618	453	60	257	1,54,960	3,85,760	94,111	16,726	72,294
„ Bombay . . .	2	1	51	34	34	620	480	16,416	9,860	16,937
„ Madras . . .	5	58	2	45	76	590	37,850	1,629	13,392	24,425
„ Burma . . .	4	47	760	6,710	32
TOTAL	347	724	506	139	367	1,56,930	4,20,200	1,12,188	39,998	1,13,656
<i>Molasses (I. G)—</i>	Tons	Tons	Tons	Tons	Tons					
Straits Settlements (including Labuan) . . .	29	175	4,210	20,360	89	94	37
Mauritius and Dependencies	372	29,784	..
Other British Possessions	1	50	10	84	49	144
TOTAL BRITISH EMPIRE	29	175	..	372	1	4,260	20,370	173	29,927	181
Java . . .	71,949	105,049	64,357	60,499	63,671	89,33,030	1,04,53,420	49,47,269	42,27,743	45,14,285
Other Foreign Countries . .	2	340	..	41	2	2
TOTAL FOREIGN COUNTRIES	71,951	105,049	64,357	60,499	63,671	89,34,270	1,04,50,420	49,47,300	42,27,745	45,14,287
Share of Bengal . . .	56,595	90,524	58,309	58,010	58,395	74,78,940	89,58,090	43,31,530	40,31,314	40,61,155
„ Bombay . . .	7,322	444	..	952	104	7,51,120	45,650	82	66,010	6,533
„ Sind	788	874	1,312	69,018	75,093	96,915
„ Madras . . .	7,436	19,354	3,746	250	2,280	7,00,750	12,47,740	4,23,641	25,023	2,27,995
„ Burma . . .	517	1,902	1,614	785	1,581	77,720	2,19,310	1,23,208	60,232	1,21,830
TOTAL	71,980	105,224	64,357	60,871	63,672	89,38,530	1,04,70,790	49,47,473	42,57,672	45,14,468

(a) Includes " Beet Sugar " prior to 1923-24.

No. 13—continued

ARTICLES, AND COUNTRIES OF CONSIGNMENT; ALSO SHARE OF EACH PROVINCE	QUANTITY					VALUE				
	1919-20	1920-21	1921-22	1922-23	1923-24	1919-20	1920-21	1921-22	1922-23	1923-24
	Tons	Tons	Tons	Tons	Tons	R	R	R	R	R
Sugar—continued										
Confectionery (I. G)—										
United Kingdom	1,018	1,169	469	500	671	15,24,440	20,52,330	13,55,787	14,52,531	16,82,461
Ceylon	2	11	..	2	1	3,430	10,090	7,201	8,009	0,545
Straits Settlements (including Labuan)	4	..	7	..	1	2,840	2,700	16,000	2,307	7,788
Hongkong	4	380	940	5,789	300	718
Egypt*	1	—	2,070	3,750	..	1,143	—
Natal	2	1	1,720	970	..	183	74
South Australia (including Northern Territory)	40	2,052
Victoria	4	..	1	3	..	7,750	3,320	3,565	4,503	508
New South Wales	1	29	45	7	480	2,150	55,092	41,452	12,309
Queensland	1,540
Australian Commonwealth (Total)	4	1	30	48	7	9,810	5,370	59,267	45,955	14,989
Other British Possessions	820	100	156	424	133
TOTAL BRITISH EMPIRE	1,031	1,172	510	610	680	15,45,510	29,85,390	14,43,140	16,11,458	17,15,708
Germany	2	441	439	5,625
Netherlands	21	6	3	..	11	55,990	17,940	19,421	5,599	35,682
Belgium	2	5	2,870	8,220	570	1,127	17,566
France	3	23	4	8	7	13,610	71,090	24,950	42,352	30,628
Spain	1,820
Portugal	1,016
Switzerland	1	23	25	16	47	2,570	69,760	1,40,088	30,074	1,10,090
Italy	4	17	3	6	5	23,250	65,770	16,322	25,009	32,547
China (exclusive of Hongkong and Macão)	1	..	9	..	280	7,109	80	13,326
Japan	95	182	77	90	53	1,04,900	2,97,190	1,50,361	1,05,408	83,067
Egypt*	—	—	—	—	..	—	—	—	—	191
United States of America—										
Via Atlantic Coast	74	102	20	9	8	2,41,610	3,88,380	60,908	35,468	23,422
" Pacific "	21	7	4	74,550	83,510	11,183	4,114	572
Other Foreign Countries	280	1,520	910	283	494
TOTAL FOREIGN COUNTRIES	219	362	136	129	147	5,79,630	9,50,460	14,32,222	2,56,961	3,55,132
Share of Bengal	276	409	187	216	255	6,18,970	11,93,560	6,30,966	5,02,851	5,96,488
" Bombay	423	349	153	208	212	6,33,520	9,86,110	6,10,063	5,99,963	5,56,997
" Sind	283	269	132	164	192	4,27,960	6,94,780	3,89,896	4,24,743	4,45,976
" Madras	163	266	134	90	77	2,04,199	5,03,330	2,21,542	1,27,156	2,09,325
" Burma	120	241	42	55	91	1,90,400	5,58,030	1,22,295	1,13,706	2,52,954
TOTAL	1,250	1,534	646	739	827	21,25,040	39,35,810	18,75,362	17,68,419	20,70,840

* Shown as a Foreign country from 1923-24.

ARTICLES, AND COUNTRIES OF CONSIGNMENT; ALSO SHARE OF EACH PROVINCE	QUANTITY					VALUE				
	1910-20	1-20-21	1921-22	1922-23	1923-24	1910-20	1-20-21	10-1-22	1922-23	1923-24
Sugar—continued						R	R	R	R	R
Saccharin (I. G)—	Lbs.	Lbr.	Lbs.	Lbs.	(Lbs.					
United Kingdom	22,806	19,023	7,746	7,234	4,100	2,06,660	2,56,470	87,437	35,838	17,605
Mauritius and Dependencies	112	200	1,728	937	..
Other British Possessions	1,232	15	3.0	72
TOTAL BRITISH EMPIRE	24,038	19,023	7,858	7,434	4,124	2,06,970	2,56,470	89,165	36,775	17,737
Germany	5,167	18,285	58,046	15,316	..	71,530	1,28,879	2,16,738	48,844
Netherlands	100	3,110	4,793	9,269	8,056	1,230	44,100	36,177	34,101	25,242
Belgium	1,120	16,460
France	10,559	16,776	10,394	6,762	3,801	1,06,730	2,16,630	99,340	29,380	13,209
Switzerland	2,320	7,414	5,993	16,319	2,600	23,650	97,050	52,546	61,814	8,930
Italy	1,000	311	13,940	2,216
Czechoslovakia	—	—	760	2,324	..	—	—	3,235	7,642	..
Java	20
Japan	250	2,890
United States of America— Via Atlantic Coast	4,792	1,890	550	..	16	53,000	26,020	5,564	..	933
„ Pacific „	1	100	..	30	472	..
TOTAL FOREIGN COUNTRIES	17,772	36,727	41,081	92,820	29,791	1,78,730	4,37,800	3,28,000	3,50,147	97,178
Share of Bengal	9,216	6,045	7,707	11,063	2,302	1,03,950	74,110	61,255	41,523	8,751
„ Bombay	36,847	34,732	24,973	50,712	17,667	2,92,430	4,60,470	2,09,359	1,89,798	56,835
„ Sind	2,901	6,477	9,428	24,160	8,295	31,820	87,340	76,098	93,732	39,961
„ Madras	1,926	2,682	2,250	3,247	1,432	6,930	39,720	25,417	12,227	4,423
„ Burma	920	5,814	4,681	11,072	4,219	10,560	82,630	44,136	49,642	13,935
TOTAL	41,810	55,750	48,039	100,254	33,915	4,45,700	7,44,270	4,17,145	3,84,022	1,14,015
Beet Sugar (I. G) (a)—					Tons.					
Ceylon	—	—	—	—	13	—	—	—	—	6,122
Other British Possessions	—	—	—	—	..	—	—	—	—	513
TOTAL BRITISH EMPIRE	—	—	—	—	13	—	—	—	—	6,635
Germany	—	—	—	—	5,024	—	—	—	—	1,30,474
Netherlands	—	—	—	—	281	—	—	—	—	95,226
Belgium	—	—	—	—	826	—	—	—	—	2,87,600
Italy	—	—	—	—	503	—	—	—	—	1,79,320
Austria	—	—	—	—	6,569	—	—	—	—	27,82,193
Hungary	—	—	—	—	11,272	—	—	—	—	41,49,577
Czechoslovakia	—	—	—	—	3,198	—	—	—	—	19,02,654
Other Foreign Countries	—	—	—	—	..	—	—	—	—	247
TOTAL FOREIGN COUNTRIES	—	—	—	—	29,667	—	—	—	—	1,13,28,351
Share of Bengal	—	—	—	—	300	—	—	—	—	2,32,368
„ Bombay	—	—	—	—	21,315	—	—	—	—	78,21,359
„ Sind	—	—	—	—	7,622	—	—	—	—	32,31,756
„ Madras	—	—	—	—	13	—	—	—	—	3,980
„ Burma	—	—	—	—	..	—	—	—	—	123
TOTAL	—	—	—	—	29,680	—	—	—	—	1,13,34,993

(a) Separately recorded from 1923-24.

No. 13—continued

ARTICLES, AND COUNTRIES OF CONSIGNMENT; ALSO SHARE OF EACH PROVINCE	QUANTITY					VALUE				
	1919-20	1920-21	1921-22	1922-23	1923-24	1919-20	1920-21	1921-22	1922-23	1923-24
						R	R	R	R	R
<i>sugar—concluded</i>										
Total Sugar—	Tons	Tons	Tons	Tons	Tons					
United Kingdom	1,124	1,186	1,908	2,505	742	18,20,100	32,23,870	20,81,509	24,10,087	17,02,159
Mesopotamia*	—	—	3	1	1	—	—	1,765	1,013	612
Ceylon	11	499	1,269	680	550	6,450	8,49,860	6,12,300	2,96,112	2,53,692
Straits Settlements (including Labuan)	18,181	9,157	5,051	2,633	2,019	96,31,000	65,03,500	24,18,423	9,61,423	12,30,844
Hongkong	12,008	5,791	4,382	4,413	5,661	70,20,210	50,93,990	24,30,702	17,00,351	22,87,261
Egypt†	8,306	4,188	103	1,014	—	32,88,330	38,07,330	1,00,854	4,56,225	—
Natal	1	527	1,625	—	—	1,720	3,48,510	10,09,137	848	274
Kenya Colony	—	1	4	1	—	—	360	1,101	325	—
Tanganyika Territory	—	—	45	20	—	—	—	13,778	4,054	—
Mauritius and Dependencies	23,487	11,604	51,611	81,794	1,300	1,27,92,840	86,94,410	2,22,30,858	1,01,84,521	6,22,567
South Australia (including Northern Territory)	—	—	—	—	—	40	—	—	—	2,052
Victoria	4	7	1	4	—	6,020	11,240	3,787	4,932	568
New South Wales	3	1	31	45	7	1,250	2,160	58,540	41,462	12,309
Queensland	—	—	—	—	—	1,540	—	—	—	—
Australian Commonwealth (Total)	7	8	32	49	7	10,850	13,390	62,327	46,384	14,989
Other British Possessions	1	—	2	—	—	1,000	200	1,395	425	123
TOTAL BRITISH EMPIRE	58,120	82,960	76,026	43,119	11,180	3,45,82,190	2,80,34,020	3,09,70,149	1,01,51,806	61,78,521
Poland (including Dantzig)	—	—	—	680	—	—	—	—	2,40,410	—
Germany	—	101	196	9,024	5,116	—	1,37,770	2,15,960	39,86,827	20,23,008
Netherlands	21	1,571	1,933	2,913	322	57,120	12,28,280	10,21,278	13,03,198	1,09,536
Belgium	467	1,668	12,799	4,850	2,127	4,37,470	13,39,630	54,46,446	19,70,578	9,47,219
France	8	81	265	1,247	464	1,14,340	2,87,720	3,23,384	6,39,430	2,00,407
Spain	—	—	—	—	—	—	1,820	—	82	—
Portugal	—	—	—	—	—	—	—	—	—	1,016
Switzerland	2	26	29	23	48	26,220	1,06,840	1,02,633	97,888	1,10,926
Italy	4	19	3	6	529	23,250	79,810	18,538	20,844	2,22,703
Austria	—	—	—	—	6,571	—	—	—	—	472
Hungary	—	—	—	—	11,272	—	—	—	—	41,49,577
Czechoslovakia	—	—	100	1	5,278	—	—	65,187	7,042	19,41,740
Turkey, Asiatic	—	—	—	—	—	—	—	271	—	—
Red Sea	—	—	—	—	—	50	—	—	—	—
Persian Gulf	1	1	—	—	—	440	1,270	—	—	—
Java	421,551	306,657	687,698	431,634	432,009	19,31,43,160	16,27,65,230	23,47,71,027	12,63,01,309	13,51,66,310
Philippine Islands and Guam	—	—	15	—	—	—	—	11,040	—	—
China (exclusive of Hongkong and Macao)	83	135	21	18	155	58,250	92,640	22,704	7,915	73,863
Japan	1,452	282	728	211	99	10,28,590	3,66,170	5,62,538	1,54,690	97,077
Egypt †	—	—	—	—	806	—	—	—	—	2,91,349
United States of America—										
Via Atlantic Coast	192	203	2,847	10,304	169	3,54,700	4,08,230	13,93,774	40,46,335	71,331
" Pacific "	62	7	4	—	—	99,750	33,510	11,133	4,114	572
Other Foreign Countries	2	—	1	—	—	1,950	330	1,291	626	646
TOTAL FOREIGN COUNTRIES	423,845	310,781	705,643	460,911	461,255	19,53,44,430	15,69,94,820	24,40,58,109	13,87,38,100	14,83,28,241
<i>Share of Bengal</i>	<i>267,639</i>	<i>177,741</i>	<i>407,673</i>	<i>219,250</i>	<i>214,240</i>	<i>11,03,00,300</i>	<i>6,82,54,300</i>	<i>13,44,66,221</i>	<i>5,64,72,597</i>	<i>6,25,44,075</i>
" Bombay	<i>141,442</i>	<i>82,563</i>	<i>162,556</i>	<i>153,239</i>	<i>128,881</i>	<i>8,29,04,940</i>	<i>6,81,70,650</i>	<i>6,73,92,145</i>	<i>5,16,21,614</i>	<i>4,36,97,568</i>
" Sind	<i>42,234</i>	<i>50,549</i>	<i>176,321</i>	<i>97,425</i>	<i>98,270</i>	<i>2,51,00,540</i>	<i>3,34,95,540</i>	<i>7,00,42,486</i>	<i>3,50,70,822</i>	<i>3,48,48,845</i>
" Sindh	<i>15,491</i>	<i>19,211</i>	<i>15,111</i>	<i>9,864</i>	<i>12,293</i>	<i>53,19,960</i>	<i>66,48,350</i>	<i>56,53,599</i>	<i>40,95,720</i>	<i>47,53,321</i>
" Burma	<i>12,165</i>	<i>13,627</i>	<i>20,397</i>	<i>24,252</i>	<i>22,181</i>	<i>63,00,820</i>	<i>85,20,900</i>	<i>74,43,807</i>	<i>86,29,105</i>	<i>26,62,963</i>
TOTAL	481,971	348,691	782,668	504,030	470,035	22,90,26,690	19,50,29,740	27,50,28,258	15,48,80,968	15,45,06,762

*Included in Turkey, Asiatic prior to 1921-22.
† Shown as a Foreign Country from 1923-24.

ARTICLES, AND COUNTRIES OF CONSIGNMENT; ALSO SHARE OF EACH PROVINCE	QUANTITY					VALUE				
	1919-20	1920-21	1921-22	1922-23	1923-24	1919-20	1920-21	1921-22	1922-23	1923-24
Tallow and Stearine—									R	R
<i>Grease (excluding mineral grease) (II. L) (a)—</i>				Cwts.	Cwts.					
United Kingdom	—	—	—	6,254	6,608	—	—	—	1,61,653	1,46,689
Straits Settlements (including Labuan)	—	—	—	187	359	—	—	—	3,549	6,724
Natal	—	—	—	..	322	—	—	—	..	6,391
Other British Possessions	—	—	—	5	27	—	—	—	402	487
TOTAL BRITISH EMPIRE	—	—	—	5,446	7,316	—	—	—	1,65,664	1,59,291
Belgium	—	—	—	69	..	—	—	—	1,363	..
Java	—	—	—	..	110	—	—	—	..	1,366
United States of America—										
<i>Via Atlantic Coast</i>	—	—	—	7,401	7,184	—	—	—	2,19,050	1,94,448
Other Foreign Countries	—	—	—	2	156	—	—	—	161	1,931
TOTAL FOREIGN COUNTRIES	—	—	—	7,472	7,450	—	—	—	2,20,574	1,97,744
<i>Share of Bengal</i>	—	—	—	797	2,651	—	—	—	28,480	32,676
" <i>Bombay</i>	—	—	—	7,843	9,344	—	—	—	2,41,858	2,63,990
" <i>Sind</i>	—	—	—	796	42	—	—	—	18,052	1,288
" <i>Madras</i>	—	—	—	2,291	1,612	—	—	—	60,693	34,391
" <i>Burma</i>	—	—	—	1,191	1,117	—	—	—	37,156	24,690
TOTAL	—	—	—	12,918	14,766	—	—	—	3,86,238	3,57,085
Other sorts (II. L) (a)—				Cwts.	Cwts.					
United Kingdom	—	—	—	22,703	23,074	—	—	—	8,27,635	8,19,100
Mesopotamia*	—	—	—	114	14	—	—	—	3,390	479
Ceylon	—	—	—	105	407	—	—	—	3,572	14,155
Straits Settlements (including Labuan)	—	—	—	88	330	—	—	—	2,295	11,940
South Australia (including Northern Territory)	—	—	—	8,390	6,454	—	—	—	2,94,440	2,37,218
Victoria	—	—	—	14,534	12,622	—	—	—	5,09,970	4,42,794
New South Wales	—	—	—	11,532	13,685	—	—	—	3,08,227	6,02,882
Queensland	—	—	—	376	..	—	—	—	12,023	..
<i>Australian Commonwealth (total)</i>	—	—	—	34,832	32,761	—	—	—	12,15,266	11,82,894
Other British Possessions	—	—	—	2	14	—	—	—	20	300
TOTAL BRITISH EMPIRE	—	—	—	67,844	56,600	—	—	—	20,62,178	20,28,874
Netherlands	—	—	—	39	2,097	—	—	—	1,490	1,40,508
Belgium	—	—	—	1,509	842	—	—	—	65,304	33,695
United States of America—										
<i>Via Atlantic Coast</i>	—	—	—	543	309	—	—	—	19,512	10,848
Other Foreign Countries	—	—	—	1	9	—	—	—	19	315
TOTAL FOREIGN COUNTRIES	—	—	—	2,092	3,257	—	—	—	86,325	1,85,366
<i>Share of Bengal</i>	—	—	—	1,191	712	—	—	—	41,156	27,653
" <i>Bombay</i>	—	—	—	54,207	62,476	—	—	—	19,13,856	19,37,296
" <i>Sind</i>	—	—	—	25	34	—	—	—	303	799
" <i>Madras</i>	—	—	—	1,140	1,956	—	—	—	40,656	69,731
" <i>Burma</i>	—	—	—	3,373	4,679	—	—	—	1,42,532	1,78,761
TOTAL	—	—	—	59,936	59,857	—	—	—	21,38,503	22,14,240

(a) Separately recorded from 1922-23.
* Included in Turkey statistics prior to 1901-02.

No. 13—continued

ARTICLES, AND COUNTRIES OF CONSIGNMENT; ALSO SHARE OF EACH PROVINCE	QUANTITY					VALUE				
	1919-20	1920-21	1921-22	1922-23	1923-24	1919-20	1920-21	1921-22	1922-23	1923-24
Tallow and Stearine—continued										
Total Tallow and Stearine—	Cwts.	Cwts.	Cwts.	Cwts.	Cwts.	R	R	R	R	R
United Kingdom	6,254	24,105	21,185	27,957	20,082	2,95,000	12,90,130	8,32,787	9,80,288	9,65,789
Mesopotamia*	—	—	..	114	39	—	—	..	3,397	894
Ceylon	25	19	..	105	409	1,380	1,160	4	3,003	14,227
Straits Settlements (including Labuan)	2,007	890	137	275	689	98,030	6,810	3,695	5,844	18,664
Natal	7	1	322	280	16	5,391
Kenya Colony	..	81	2,920
Zanzibar and Pemba	76	..	8	..	14	3,520	..	191	..	306
Western Australia	10	115
South Australia (including Northern Territory)	..	707	7,230	8,390	6,454	..	32,840	2,61,549	2,94,446	2,37,218
Victoria	12,832	30,159	9,939	14,636	12,022	5,79,020	17,28,750	4,74,970	5,10,304	4,42,704
New South Wales	6,228	11,771	7,440	11,532	13,085	3,26,760	6,61,680	2,86,222	3,98,227	5,02,882
Queensland	..	98	..	376	5,880	..	12,023	..
Australian Commonwealth Total)	19,060	42,735	24,619	34,837	32,761	9,06,730	24,37,160	10,32,866	12,15,690	11,82,894
Other British Possessions	..	6	14	1	..	10	50	273	5	..
TOTAL BRITISH EMPIRE	27,429	67,385	45,963	63,290	63,916	13,01,050	37,28,220	18,59,706	22,17,842	21,88,165
Netherlands	240	62	26	40	2,111	13,450	5,080	1,389	1,612	1,41,117
Belgium	2,796	8,083	211	1,578	842	1,40,130	7,11,970	6,202	66,667	33,695
Austria	..	3,068	1,56,290
Hungary
Java	2	..	6	..	111	50	..	75	..	1,462
Japan	9,593	2,029	7,57,550	1,54,410	..	25	..
Madagascar	22	42	40	1,100	1,580	945
United States of America— Via Atlantic Coast	866	1,498	1,122	7,944	7,493	37,220	69,720	46,321	2,38,562	2,05,296
„ Pacific	2	20
Other Foreign Countries	1	3	21	2	150	10	80	279	38	1,540
TOTAL FOREIGN COUNTRIES	13,520	14,785	1,429	9,564	10,707	9,49,510	10,99,130	55,221	3,06,899	3,83,110
Share of Bengal	1,355	958	2,105	1,938	3,363	32,720	56,130	78,793	69,636	60,326
„ Bombay	25,446	67,545	43,712	68,060	61,820	12,08,770	37,26,780	17,75,468	21,55,714	22,01,386
„ Sind	26	104	101	621	76	300	3,360	2,787	18,366	2,087
„ Madras	441	2,973	1,193	3,431	3,568	19,790	1,19,620	43,726	1,01,349	1,04,122
„ Burma	13,131	10,590	2213	4,564	5,796	9,41,980	8,01,460	9,165	1,79,087	2,03,451
TOTAL	40,949	82,170	47,392	72,854	74,623	22,53,560	48,27,350	19,14,937	25,24,741	25,71,275
Ten— Black (I. H)—	Lbs.	Lbs.	Lbs.	Lbs.	Lbs.					
United Kingdom	2,748	15,163	3,454	12,635	3,790	2,350	10,530	5,112	10,766	4,752
Aden and Dependencies	890	31	..	1,792	..	510	20	..	1,343	..
Mesopotamia*	—	—	5,548	76	24	—	—	1,679	57	16
Maldives	10,825	9,329
Ceylon	3,187,899	1,896,328	483,478	192,277	624,052	18,59,570	10,09,830	2,74,241	1,34,418	5,05,781
Straits Settlements (including Labuan)	198,843	200,365	167,488	248,542	332,633	1,23,170	1,25,350	1,18,999	1,83,283	2,61,262
Federated Malay States	..	6	100	1,518	4	75	1,520	..
Hongkong	108,164	71,925	49,432	59,343	97,071	92,220	66,150	49,338	53,272	64,415
Natal	3,180	2,385	..
Kenya Colony	..	8,640	4,308	60	6,480	1,333	75	..
Other British Possessions	786	362	448	199	870	500	276	335	166	442
TOTAL BRITISH EMPIRE	3,499,330	2,192,620	734,081	519,622	10,58,440	20,78,710	12,21,140	4,59,341	3,87,275	8,36,667
Maakat Territory and Trucial Oman	9,460	5,280
Java	178,031	39,137	144,715	356,271	1,033,815	1,80,100	31,470	51,291	2,49,302	7,89,200
China (exclusive of Hongkong and Macão)	123,701	92,845	155,982	1,143,487	3,819,083	1,20,800	89,700	1,19,429	7,80,008	18,56,653
Japan	4,008	3,837	232	3,007	56,322	3,070	3,710	308	1,806	22,060
Portuguese East Africa	5,710	3	..	5,410	2	..
Other Foreign Countries	516	493	195	1,044	334	320	310	145	711	27
TOTAL FOREIGN COUNTRIES	321,424	136,227	301,104	1,503,812	4,909,554	3,14,020	1,25,190	1,71,173	10,31,919	26,67,16

* Included in Turkey, Asiatic prior to 1921-22.

GENERAL IMPORTS

(434)

No. 13—continued

ARTICLES, AND COUNTRIES OF CONSIGNMENT; ALSO SHARE OF EACH PROVINCE	QUANTITY					VALUE				
	1919-20	1920-21	1921-22	1922-23	1923-24	1919-20	1920-21	1921-22	1922-23	1923-24
<i>Tea—continued</i>						R	R	R	R	R
<i>Black (I. H)—continued</i>	Lbs.	Lbs.	Lbs.	Lbs.	Lbs.					
Share of Bengal	191,859	21,174	155,507	320,401	1,837,732	1,73,820	17,570	60,762	2,31,931	10,75,632
“ Bombay	2,682,499	1,497,150	301,299	1,029,375	3,346,902	16,62,360	8,12,930	1,74,484	7,14,805	18,45,243
“ Sind	169,733	155,468	161,706	329,718	378,872	1,11,150	96,050	94,697	1,81,541	2,58,253
“ Madras	374,534	290,384	109,929	45,175	18,703	1,61,650	1,20,000	47,938	9,242	12,471
“ Burma	402,129	364,841	306,744	328,465	385,785	2,84,350	2,99,730	2,52,633	2,78,675	3,12,255
TOTAL	3,820,754	2,420,047	1,035,185	2,023,434	5,967,904	23,93,630	13,40,310(a)	6,30,514(a)	14,19,104(a)	35,03,854(a)
<i>Green (I. H)—</i>	Lbs.	Lbs.	Lbs.	Lbs.	Lbs.					
United Kingdom	64	58,203	150,300	100	112,359	120	56,680	1,37,657	105	95,280
Ceylon	1,797,423	1,720,818	1,154,867	133,137	153,283	11,53,930	10,70,160	6,12,289	78,104	1,06,931
Straits Settlements (including Labuan)	1,268	9,156	1,723	1,474	12,698	1,380	10,270	1,680	1,443	8,075
Hongkong	2,021	4,576	5,811	1,186	4,910	1,920	4,320	5,660	1,138	3,103
Other British Possessions	31	112	28	84	..
TOTAL BRITISH EMPIRE	1,800,776	1,792,753	1,312,801	130,000	283,336	11,57,350	11,41,430	7,57,303	80,874	2,13,080
Java	93	25	..	13,155	..	80	22	..	6,530
China (exclusive of Hongkong and Macao)	1,716,326	1,300,315	4,227,831	3,910,893	6,571,987	17,93,180	15,30,010	41,40,920	30,30,676	45,00,138
Japan	21,603	1,100	1,407	38,990	900	11,500	1,280	1,677	21,444	891
Portuguese East Africa	16,375	1,308	4,608	13,060	680	3,200
Other Foreign Countries	117	54	88	771	..	100	47	77	880
TOTAL FOREIGN COUNTRIES	1,754,304	1,312,029	4,233,985	3,940,971	6,586,843	18,23,650	15,33,050	41,52,166	30,52,197	45,08,448
Share of Bengal	239,335	203,378	4,318	768	59,344	1,55,800	1,63,580	3,792	707	30,427
“ Bombay	3,229,408	2,723,822	5,067,030	3,244,630	6,279,716	27,52,560	23,35,740	44,94,696	25,42,795	42,47,376
“ Sind	79,813	162,491	407,548	863,309	516,844	66,270	1,53,240	4,02,688	5,82,008	4,31,266
“ Madras	144	37	..	30	5	130	10	..	26	4
“ Burma	6,350	15,054	7,890	7,243	14,273	6,280	16,830	8,293	7,535	13,364
TOTAL	3,555,080	3,104,782	6,540,786	4,085,980	6,870,170	29,80,990	26,74,480	49,09,469	31,33,071	47,22,437(b)
<i>Total Tea—</i>	Lbs.	Lbs.	Lbs.	Lbs.	Lbs.					
United Kingdom	2,812	73,360	153,823	12,735	116,140	2,470	97,210	1,42,760	10,861	1,00,032
Aden and Dependencies	890	31	..	1,828	..	510	20	..	1,370	..
Mesopotamia*	5,548	152	24	1,579	114	15
Maldives	10,825	9,329
Ceylon	4,985,322	3,617,146	1,638,346	325,414	777,335	30,13,500	20,79,990	8,86,530	2,12,522	6,12,712
Straits Settlements (including Labuan)	200,111	209,521	169,211	250,016	345,331	1,24,550	1,30,120	1,20,650	1,84,726	2,69,937
Federated Malay States	6	100	1,518	4	75	1,520	..
Hongkong	110,185	70,501	55,243	60,529	102,067	94,440	72,470	54,007	54,410	67,518
Natal	3,180	2,385	..
Kenya Colony	8,640	4,308	60	6,180	1,338	75	..
Other British Possessions	786	362	479	190	870	590	276	363	166	442
TOTAL BRITISH EMPIRE	5,300,106	3,985,573	2,046,882	655,631	1,341,776	32,36,060	23,62,576	12,16,644	4,68,149	10,50,656
Mascat Territory and Trucial Oman	9,460	5,280
Java	178,331	30,230	144,740	356,271	1,036,970	1,80,100	31,550	51,313	2,49,302	7,94,730
China (exclusive of Hongkong and Macao)	1,840,007	1,402,160	4,383,793	5,954,380	10,301,070	19,18,080	16,20,610	42,06,349	38,10,684	63,56,791
Japan	15,600	5,033	1,639	41,997	57,252	14,510	4,090	2,285	23,340	28,951
Portuguese East Africa	22,085	1,308	4,668	3	..	19,370	680	3,200	2	..
Other Foreign Countries	516	525	240	1,132	1,105	320	410	192	788	1,163
TOTAL FOREIGN COUNTRIES	2,075,728	1,443,256	4,535,089	5,453,783	11,496,307	21,38,560	16,58,240	43,23,330	40,84,116	71,75,636
Share of Bengal	431,194	221,552	159,825	321,169	1,897,076	3,29,620	1,81,150	64,551	2,32,638	11,06,059
“ Bombay	5,911,907	4,221,002	5,368,729	4,244,005	9,626,618	44,11,920	31,18,720	46,69,180	32,57,600	60,92,619
“ Sind	249,546	317,959	629,254	1,193,027	895,713	1,77,720	2,51,210	4,97,385	7,66,549	6,89,519
“ Madras	374,678	290,421	109,929	15,505	18,708	1,61,780	1,20,040	47,938	9,268	12,475
“ Burma	408,509	379,895	314,634	335,708	400,058	2,90,580	1,16,610	2,60,926	2,86,210	3,25,619
TOTAL	7,375,834	5,433,829	6,581,071	6,100,414	12,835,173	53,74,620	49,20,810	55,39,983	45,52,265	82,26,291

* Included in Turkey, Asiatic prior to 1921-22.
 (a) Duty was collected on Rs. 39,850 in 1920-21, on Rs. 28,701 in 1921-22, on Rs. 11,18,684 in 1922-23, and on Rs. 61,926 in 1923-24.
 (b) Duty was collected on Rs. 34,926 in 1923-24.

No. 13—continued

ARTICLES, AND COUNTRIES OF CONSIGNMENT; ALSO SHARE OF EACH PROVINCE	QUANTITY					VALUE				
	1910-20	1920-21	1921-22	1922-23	1923-24	1910-20	1920-21	1921-22	1922-23	1923-24
						Rs	Rs	Rs	Rs	Rs
Tea-chests, entire or in sections—										
<i>Of iron or Steel or other metal (III. V)—</i>										
United Kingdom	—	—	—	—	—	2,25,900	3,26,000	1,54,626	42,970	1,05,442
Ceylon	—	—	—	—	—	12,930	42,310	517	874	23
TOTAL BRITISH EMPIRE	—	—	—	—	—	2,38,830	3,69,300	1,55,043	43,844	1,05,465
Japan	—	—	—	—	—	10,506	..
Share of Bengal	—	—	—	—	—	..	22,970	..	10,724	1,66,162
„ Madras	—	—	—	—	—	2,38,830	3,46,330	1,55,043	31,660	40,313
TOTAL	—	—	—	—	—	2,38,830	3,69,300	1,55,043	54,410	1,05,465
<i>Of Wood (III. V)—</i>										
United Kingdom	—	—	—	—	—	31,01,660	74,25,770	51,62,866	58,50,174	47,01,221
Ceylon	—	—	—	—	—	56,880	2,43,820	10,147	20,402	17,632
Other British Possession	—	—	—	—	—	..	610	..	971	..
TOTAL BRITISH EMPIRE	—	—	—	—	—	31,58,540	76,70,200	51,73,013	58,80,037	47,78,853
Russia :										
Northern Russia	—	—	—	—	—	10,53,200	6,89,940	4,30,095	93,415	4,14,836
Pacific Ports	—	—	—	—	—	4,42,770	6,95,860
Finland	—	—	—	—	—	4,80,215
Estonia	—	—	—	—	—	85,963	5,03,525
Sweden	—	—	—	—	—	..	2,86,520	8,546	6,007	13,322
Norway	—	—	—	—	—	2,250	..
Germany	—	—	—	—	—	7,769	1,00,817	76,285
Belgium	—	—	—	—	—	6,685	..
Italy	—	—	—	—	—	6,021	..
Japan	—	—	—	—	—	10,82,530	5,24,960	1,10,018	10,167	20,548
United States of America—										
Via Atlantic Coast	—	—	—	—	—	8,88,560	8,030	..	117	..
„ Pacific „	—	—	—	—	—	1,04,160	30,400
Other Foreign Countries	—	—	—	—	—	190	286	..
TOTAL FOREIGN COUNTRIES	—	—	—	—	—	35,71,410	21,80,690	5,56,418	3,21,394	15,17,730
Share of Bengal	—	—	—	—	—	63,72,290	59,54,360	50,70,050	53,48,218	53,12,361
„ Madras	—	—	—	—	—	3,57,660	8,94,220	6,59,381	8,53,813	9,84,222
„ Burma	—	—	—	—	—	..	2,310
TOTAL	—	—	—	—	—	67,20,950	98,50,890	57,29,431	62,02,031	62,06,583
Total value of Tea-chests, entire or in sections—										
United Kingdom	—	—	—	—	—	33,27,620	77,52,760	53,17,392	50,02,144	49,56,663
Ceylon	—	—	—	—	—	69,810	2,86,130	10,664	21,366	17,655
Other British Possession	—	—	—	—	—	..	610	..	971	..
TOTAL BRITISH EMPIRE	—	—	—	—	—	33,97,430	80,39,500	53,28,056	50,24,481	49,74,318

GENERAL IMPORTS

(436)

No. 13—continued

ARTICLES, AND COUNTRIES OF CONSIGNMENT; ALSO SHARE OF EACH PROVINCE	QUANTITY					VALUE				
	1919-20	1920-21	1921-22	1922-23	1923-24	1919-20	1920-21	1921-22	1922-23	1923-24
Tea-chests, entire or in sections—continued						R	R	R	R	R
<i>Total value of Tea-chests, entire or in sections—continued</i>										
<i>Russia:</i>										
Northern Russia	—	—	—	—	—	10,53,200	6,89,940	4,50,085	93,415	4,14,835
Pacific Ports	—	—	—	—	—	4,42,770	6,95,850
Finland	—	—	—	—	—	4,80,215
Estonia	—	—	—	—	—	85,968	5,03,525
Sweden	—	—	—	—	—	..	2,36,520	8,546	6,067	13,322
Norway	—	—	—	—	—	2,256	..
Germany	—	—	—	—	—	7,769	1,09,817	70,285
Belgium	—	—	—	—	—	6,685	..
Italy	—	—	—	—	—	6,021	..
Java	—	—	—	—	—	190	286	..
Japan	—	—	—	—	—	10,82,530	5,24,950	1,10,018	20,733	39,548
United States of America— Via Atlantic Coast	—	—	—	—	—	8,88,560	3,080	..	117	..
" Pacific "	—	—	—	—	—	1,04,160	30,400
TOTAL FOREIGN COUNTRIES	—	—	—	—	—	36,71,410	21,80,690	5,56,418	3,31,900	15,17,730
<i>Share of Bengal</i>	—	—	—	—	—	63,72,290	89,77,330	50,70,050	53,67,942	54,67,513
" Madras	—	—	—	—	—	5,95,550	12,40,550	3,14,424	3,88,499	10,24,535
" Burma	—	—	—	—	—	..	2,310
TOTAL	—	—	—	—	—	69,68,840	1,02,20,190	58,84,474	62,56,441	64,92,048
Telegraphs, materials for construction and accessories (excluding Electrical) (III. D)—										
United Kingdom	—	—	—	—	—	16,380	71,460	79,331	84,446	24,448
Straits Settlements (including Labuan)	—	—	—	—	—	1,200	..	384
Egypt*	—	—	—	—	—	2,951
Zanzibar and Pemba	—	—	—	—	—	1,360
New South Wales	—	—	—	—	—	24,477
Australian Commonwealth (Total)	—	—	—	—	—	24,477
TOTAL BRITISH EMPIRE	—	—	—	—	—	17,580	71,460	1,08,503	84,440	24,448
Turkey, Asiatic	—	—	—	—	—	8,530
Persian Gulf	—	—	—	—	—
Japan	—	—	—	—	—	..	2,150	3,700
United States of America— Via Atlantic Coast	—	—	—	—	—	1,440	18,400	5,16,218	12,158	1,806
" Pacific "	—	—	—	—	—	600	183	..
Other Foreign Countries	—	—	—	—	—	10,570	20,550	3,16,218	12,341	5,536
TOTAL FOREIGN COUNTRIES	—	—	—	—	—	11,700	27,720	1,45,736	27,142	10,633
<i>Share of Bengal</i>	—	—	—	—	—	11,710	41,500	14,922	6,591	9,346
" Bombay	—	—	—	—	—	800	6,980	1,370	938	..
" Sind	—	—	—	—	—	2,180	13,340	125	24,575	8,755
" Madras	—	—	—	—	—	1,760	2,470	2,62,518	37,541	1,230
" Burma	—	—	—	—	—
TOTAL	—	—	—	—	—	28,150	92,010	4,24,721	96,787(a)	30,014(a)
Telephones, materials for construction and accessories (including Electrical) (III. D)—										
United Kingdom	—	—	—	—	—	1,23,050	4,17,560	24,20,602	9,46,311	1,93,199
Aden and Dependencies	—	—	—	—	—	000
Straits Settlements (including Labuan)	—	—	—	—	—	110	..
TOTAL BRITISH EMPIRE	—	—	—	—	—	1,23,050	4,17,560	24,20,602	9,46,421	1,93,799
Sweden	—	—	—	—	—	44,600	1,20,100	96,673	1,82,987	57,585
Germany	—	—	—	—	—	4,373	1,89,532	6,074
Belgium	—	—	—	—	—	30,781	..
Spain	—	—	—	—	—	9,630
Japan	—	—	—	—	—	5,450	4,470	25,827	15,081	75
United States of America— Via Atlantic Coast	—	—	—	—	—	20,110	1,07,670	1,48,542	77,900	3,100
" Pacific "	—	—	—	—	—	..	2,120	260
Other Foreign Countries	—	—	—	—	—	60	..	955	45	..
TOTAL FOREIGN COUNTRIES	—	—	—	—	—	70,220	2,34,360	2,86,260	5,05,376	67,434
<i>Share of Bengal</i>	—	—	—	—	—	29,360	62,140	13,86,444	10,54,674	1,26,619
" Bombay	—	—	—	—	—	83,550	4,61,160	12,26,725	3,49,701	1,19,144
" Sind	—	—	—	—	—	8,960	28,700	44,265	7,154	..
" Madras	—	—	—	—	—	39,560	21,190	2,367	1,995	2,357
" Burma	—	—	—	—	—	40,340	78,730	47,061	38,273	13,113
TOTAL	—	—	—	—	—	1,93,270	6,51,920	27,06,862	14,51,707	2,61,233

(a) Data not collected on 201-21 to 2023-24.

No. 13—continued

ARTICLES, AND COUNTRIES OF CONSIGNMENT; ALSO SHARE OF EACH PROVINCE	QUANTITY					VALUE				
	1919-20	1920-21	1921-22	1922-23	1923-24	1919-20	1920-21	1921-22	1922-23	1923-24
Textiles—										
Cotton—										
Raw* (IX, M)—	Tons	Tons	Tons	Tons	Tons	R	R	R	R	R
United Kingdom	5,250	12,402	2,823	48	1,500	73,70,240	1,50,91,085	45,40,140	1,07,643
Aden and Dependencies	4	9	53	4,500	120	..	9,060	60,690
Mesopotamia †	—	—	1	8	11	—	—	1,050	14,620	11,242
Bahrain Islands	3	1	2,800	2,000
Ceylon	245	109	7	2	58	2,89,230	1,02,340	8,052	1,252	31,990
Straits Settlements (including Labuan)	1	1,230	870	266	597	802
Hongkong	10	..
Egypt ‡	25	84	156	274	—	53,960	2,00,310	2,45,401	4,24,475	—
Natal	182	2,01,500	27	..
Zanzibar and Pemba	370	160	453	317	32	8,15,580	3,25,020	8,14,324	5,25,038	82,580
Kenya Colony	2,052	2,797	9,202	5,420	0,634	47,71,660	75,80,160	1,54,17,783	96,41,171	2,06,93,961
Tanganyika Territory	—	—	676	189	17	—	—	9,69,491	3,51,340	32,549
Anglo-Egyptian Sudan	—	—	..	6	..	—	—	..	6,000	..
TOTAL BRITISH EMPIRE	2,897	8,409	23,079	9,951	0,854	59,40,750	1,55,79,060	3,28,34,042	1,55,16,570	2,10,24,127
Germany	3	151	6,072	2,17,885	305
Netherlands	34	36,300
Belgium	18	18,170
France	16	89,490
Italy	37	50,000
Turkey, Asiatic	4	2,200
Persian Gulf	4	..	—	—	—	1,900	..	—	—	—
Maskat Territory and Trucial Oman	68	..	16	101	259	25,000	..	4,800	38,130	1,01,955
Other Native States in Arabia	2	1,600	..
Persia	410	266	401	997	1,830	5,03,200	2,18,530	3,20,836	8,79,261	18,46,801
China (exclusive of Hongkong and Macao)	4	90	6,118	1,05,347	45
Japan	376	446	159	..	210	5,63,470	4,74,926	2,31,142	40
Egypt §	—	—	—	—	743	—	—	—	—	20,88,166
Portuguese East Africa	11	130	1	104	7	11,000	2,89,600	800	1,76,795	7,520
Italian East Africa (Somali- land and Eritrea)	11	12,500	..
German East Africa †	115	133	—	—	—	2,97,430	2,08,140	—	—	—
United States of America— Vid Atlantic Coast	405	42	6,73,556	70,119	30
" Pacific "	10
Other Foreign Countries	3	90	..	600
TOTAL FOREIGN COUNTRIES	606	905	1,371	1,657	2,864	8,38,890	13,69,740	15,94,383	18,17,779	40,34,352
Share of Bengal	33	..	3	1	..	20,870	220	895	507	446
" Bombay	3,105	9,259	23,957	10,168	11,654	67,19,180	1,69,37,880	3,37,83,717	1,69,02,287	2,45,88,796
" Sind	93	64	77	307	1,055	29,880	9,190	42,035	67,812	4,56,114
" Madras	10	1	413	232	8	7,720	1,240	6,01,362	3,63,131	12,237
" Burma	2	1	1,990	870	506	612	1,187
TOTAL	3,303	9,314	24,450	10,708	12,718	67,70,640	1,69,49,400	3,44,28,425	1,73,34,340	2,50,58,779
Waste (IX, M)—	Cwts.	Cwts.	Cwts.	Cwts.	Cwts.					
United Kingdom	60	151	55	186	350	2,160	5,480	2,014	7,056	9,715
Other British Possessions	11	4	8	..	20	530	170	192	..	204
TOTAL BRITISH EMPIRE	71	155	63	186	370	2,690	5,650	2,206	7,056	9,919
Japan	100	2,470
United States of America— Vid Atlantic Coast	32	..	1	..	675	1,930	..	105	..	13,510
Other Foreign Countries	4	207	..
TOTAL FOREIGN COUNTRIES	132	..	1	4	675	4,400	..	105	207	13,510
Share of Bengal	44	45	44	29	30	1,620	2,480	1,567	1,142	1,014
" Bombay	1	1	4	65	691	40	10	110	3,077	13,596
" Sind	5	..	10	5	..	280	..	383	164
" Madras	37	4	6	..	4	2,160	160	251	..	124
" Burma	121	100	10	86	315	3,280	2,720	363	2,651	8,534
TOTAL	213	155	64	100	1,045	7,090	5,650	2,311(a)	7,263	23,420

* Free of duty.

† Included in Turkey, Asiatic prior to 1921-22.

‡ Shown as "Tanganyika Territory" under the British Empire from 1921-22.

§ Shown as a Foreign country from 1923-24.

(a) Duty was collected on R2,056 in 1921-22.

GENERAL IMPORTS

(438)

No. 13—continued

ARTICLES, AND COUNTRIES OF CONSIGNMENT; ALSO SHARE OF EACH PROVINCE	QUANTITY					VALUE				
	1919-20	1920-21	1921-22	1922-23	1923-24	1919-20	1920-21	1921-22	1922-23	1923-24
						R	R	R	R	R
Textiles—continued										
Cotton—continued										
Twist and Yarn—										
Grey (unbleached) Nos. 1 to 10 (III. Q)—	Lbs.	Lbs.	Lbs.	Lbs.	Lbs.					
United Kingdom	1,377	57,602	971	5,003	5,610	2,230	2,39,850	2,308	8,345	3,949
Ceylon	28,646	7,428	1,000	33,764	..	29,810	5,189	906	18,692
Hongkong	40,000	67,600	43,500	44,362
Egypt †	8,000	6,730
New South Wales	13,610	21,709
Australian Commonwealth (Total)	13,610	21,709
TOTAL BRITISH EMPIRE	41,377	94,248	22,000	6,603	106,974	46,730	2,76,300	20,266	9,251	67,003
Italy	49,100	34,921
China (exclusive of Hongkong and Macao)	122,000	..	80,000	1,01,650	..	70,000	..
Japan	500	20,000	2,400	500	43,870	1,844	..
TOTAL FOREIGN COUNTRIES	..	122,500	69,100	82,400	1,02,150	75,691	71,844	..
Share of Bengal	1,377	23,819	34,531	7,003	..	2,230	26,180	67,747	9,649	..
.. Bombay	40,000	164,283	49,100	80,400	73,310	43,500	3,28,550	34,921	70,540	48,311
.. Madras	28,646	7,428	1,600	33,764	..	29,810	5,189	906	18,692
TOTAL	41,377	216,748	91,109	89,003	106,974	46,730	3,78,540	1,07,857(a)	81,095(a)	67,003(a)
Grey (unbleached) Nos. 11 to 15 (III. Q)—	Lbs.	Lbs.	Lbs.	Lbs.	Lbs.					
United Kingdom	36,202	55,893	36,429	35,755	9,036	68,650	1,45,030	84,498	56,948	14,780
Aden and Dependencies	6,000	6,000
Ceylon	9,266	42,863	10,320	..	93,282	10,200	53,700	8,743	..	77,525
Hongkong	68,800	8,000	83,420	10,000
TOTAL BRITISH EMPIRE	114,268	106,756	52,749	35,755	102,318	1,62,270	2,08,730	99,241	56,948	92,305
China (exclusive of Hongkong and Macao)	24,800	1,600	23,820	1,200
Japan	400	580
United States of America— Vid Atlantic Coast	16,052	57,100
TOTAL FOREIGN COUNTRIES	..	40,852	2,000	80,730	1,780
Share of Bengal	26,458	57,893	34,329	24,955	1,436	62,960	1,45,830	82,432	42,170	2,495
.. Bombay	71,344	28,800	7,600	..	400	87,310	31,030	7,200	..	429
.. Madras	16,466	60,915	12,320	10,800	100,482	22,000	1,12,600	11,389	14,778	89,381
TOTAL	114,268	147,603	54,749	35,755	102,318	1,62,270	2,89,460	1,01,021(b)	56,948	92,305
Grey (unbleached) Nos. 16 to 25 (III. Q)—	Lbs.	Lbs.	Lbs.	Lbs.	Lbs.					
United Kingdom	35,905	66,680	1,511,414	259,961	143,332	71,960	2,52,950	18,92,538	3,51,705	2,89,187
Mesopotamia ‡	2,000	1,800
Ceylon	1,712	2,170	4,523	..	7,640	2,150	3,010	4,689	..	7,011
Straits Settlements (including Labuan)	10	51,248	18,000	10	55,784	17,444	..
Hongkong	20,010	400,000	..	800	..	36,140	4,25,010	..	821	..
TOTAL BRITISH EMPIRE	57,627	468,876	1,560,190	278,761	150,972	1,10,250	6,80,980	19,54,811	3,69,970	2,46,148

(a) Duty was collected on R1,04,970 in 1921-22 and on R11,095 in 1922-23 and on Rs. 19,075 in 1923-24.

‡ Shown as a Foreign Country from 1923-24. † Included in Turkey, Asiatic prior to 1921-22.

(b) Duty was collected on R91,261 in 1921-22.

No. 13—continued

ARTICLES, AND COUNTRIES OF ORIGIN, AND COUNTRY OF CONSIGNMENT; ALSO NAME OF EACH PROVINCE	QUANTITY					VALUE				
	1919-20	1920-21	1921-22	1922-23	1923-24	1919-20	1920-21	1921-22	1922-23	1923-24
						Rs	Rs	Rs	Rs	Rs
Articles—continued										
Iron—continued										
Wool—continued										
Wool Yarn—continued										
Wool (unbleached) Nos. 16 to 20 (III. Q)—continued	Lbs.	Lbs.	Lbs.	Lbs.	Lbs.					
Italy	93,280	..	20	1,04,950	..	18
Spain	10	20
China (exclusive of Hongkong and Macao)	120,000	2,009,120	20,000	..	120,000	2,13,990	27,27,650	23,750	..	3,03,512
Japan	2,043	4,510,811	4,842,771	12,303,457	0,105,993	2,110	60,28,370	63,29,833	1,16,08,588	60,33,800
United States of America— Via Atlantic Coast	2,614	4,098	29,994	10,105	..	5,390	8,890	29,247	10,700	..
TOTAL FOREIGN COUNTRIES	124,657	6,524,029	4,086,058	12,373,652	6,226,013	2,21,490	87,65,110	54,87,800	1,16,19,351	63,37,336
Wool of Bengal	30,209	1,452,501	1,522,606	3,807,890	2,157,488	61,910	19,37,090	16,96,568	36,91,614	22,76,955
.. Bombay	113,761	6,291,995	4,716,014	8,445,323	4,002,657	2,56,050	71,42,370	53,59,364	79,10,047	41,05,334
.. Sind	588	16,000	14,500	14,000	..	1,600	22,990	19,490	14,332	..
.. Madras	7,726	196,209	44,128	160,400	1,640	13,150	1,90,440	60,353	1,61,460	7,011
.. Burma	103,200	258,000	224,800	209,200	..	1,53,200	3,16,846	2,11,871	1,94,154
TOTAL	182,284	6,992,905	6,556,248	12,652,413	6,376,985	3,31,740	94,40,090	74,42,611(a)	1,10,30,824	65,33,484
Wool (unbleached) Nos. 21 to 25 (III. Q)—	Lbs.	Lbs.	Lbs.	Lbs.	Lbs.					
United Kingdom	1,143	74,028	842,791	493,481	110,128	2,210	2,30,940	10,24,505	5,37,875	1,09,781
Woolen	22,110	30,214	15,600	..	10,800	26,510	38,370	16,837	..	10,425
Woolen Settlements (including Labuan)	1,040	32,400	3,200	1,970	47,800	3,200	..
Hongkong	8,400	11,200	16,370	29,550
TOTAL BRITISH EMPIRE	31,653	116,482	890,791	496,681	120,928	45,090	3,00,830	10,89,142	6,41,075	2,10,206
France	11	30
Spain	20	50
China (exclusive of Hongkong and Macao)	2,000	3,500
Japan	10,000	..	42,000	104,000	..	19,250	..	45,006	1,10,536
United States of America— Via Atlantic Coast	9,623	10,204
TOTAL FOREIGN COUNTRIES	..	12,000	9,643	42,000	104,011	..	22,750	10,254	45,006	1,10,506
Wool of Bengal	1,143	24,876	56,239	72,237	170,267	2,210	67,090	1,05,937	1,19,505	2,36,987
.. Bombay	8,400	72,752	736,988	300,399	10,972	16,370	2,16,570	8,47,723	3,76,919	60,111
.. Sind	3,000	4,128
.. Madras	22,110	30,854	26,207	9,996	11,700	26,510	39,620	31,608	13,038	11,806
.. Burma	80,000	66,000	8,000	1,10,000	77,219	8,868
TOTAL	31,653	128,482	900,434	448,681	230,939	45,090	3,23,580	10,99,396(b)	6,86,081(b)	3,20,772
Wool (unbleached) Nos. 26 to 30 (III. Q)—	Lbs.	Lbs.	Lbs.	Lbs.	Lbs.					
United Kingdom	434,124	1,376,801	2,751,121	2,939,469	268,234	8,65,410	36,80,790	40,60,832	40,28,147	4,30,074
Woolen	4,952	5,994	401	7,490	7,600	462
Woolen Settlements (including Labuan)	8,800	15,100
Hongkong	52,900	23,200	1,10,970	45,150
Woolen Colony	300	500
TOTAL BRITISH EMPIRE	491,076	1,414,795	2,751,821	2,939,469	268,234	9,83,870	37,48,940	40,51,794	46,28,147	4,30,074
Germany	1,500	1,915	..
Belgium	1,500	1,950	..
China (exclusive of Hongkong and Macao)	87,200	1,68,840
Japan	38,200	1,933,831	1,311,465	1,708,030	624,000	70,150	37,04,090	17,99,945	21,60,649	8,20,921
United States of America— Via Atlantic Coast	2,000	4,990
Other Foreign Countries	75	141
TOTAL FOREIGN COUNTRIES	40,200	2,021,031	1,311,465	1,711,030	624,075	75,110	38,70,930	17,99,945	21,64,524	8,21,072

(a) Duty was collected on Rs74,18,432 in 1921-22.

(b) Duty was collected on Rs10,63,660 in 1921-22 and on Rs5,83,481 in 1922-23.

GENERAL IMPORTS

No. 13—continued

ARTICLES, AND COUNTRIES OF CONSIGNMENT; ALSO SHARE OF EACH PROVINCE	QUANTITY					VALUE				
	1910-20	1920-21	1921-22	1922-23	1923-24	1910-20	1920-21	1921-22	1922-23	1923-24
Textiles—continued						R	R	R	R	R
Cotton—continued										
Twist and Yarn—continued										
Grey (unbleached) Nos. 26 to 30 (III. Q)—continued	Lbs.	Lbs.	Lbs.	Lbs.	Lbs.					
Share of Bengal	28,589	791,403	529,665	75,783	50,570	46,800	15,60,760	7,10,841	1,10,696	72,605
„ Bombay	451,435	2,362,429	3,354,521	4,455,831	332,634	8,98,370	54,07,840	48,62,091	59,57,510	11,64,810
„ Sind	26,500	11,000	6,500	9,750	..	63,080	17,859	10,562	13,683
„ Madras	46,452	244,694	110,100	28,385	5	97,730	5,53,070	1,67,673	40,727	8
„ Burma	4,800	10,800	58,000	54,000	..	16,080	35,120	93,275	73,175	..
TOTAL	531,276	3,435,826	4,063,286	4,650,400	802,950	10,58,080	76,19,870	(a) 58,51,739	61,92,670	12,51,146
Grey (unbleached) Nos. 31 to 40 (III. Q)—	Lbs.	Lbs.	Lbs.	Lbs.	Lbs.					
United Kingdom	1,260,479	4,501,879	12,072,661	10,747,437	3,085,288	28,36,400	1,30,45,840	2,02,58,205	1,55,60,309	40,78,553
Ceylon	2,576	3,220
Straits Settlements (including Labuan)	4,000	3,307	..	200	..	7,000	6,014	..	600
Hongkong	66,400	3,200	40,000	63,000	..	2,39,650	9,120	75,600	83,975	..
Kenya Colony	300	525
TOTAL BRITISH EMPIRE	1,329,455	4,509,079	12,110,268	10,811,037	3,085,483	30,79,270	1,30,01,060	2,03,41,004	1,56,44,284	40,79,153
Germany	300	4,040	427	0,282	..
Netherlands	21,200	55,500
Belgium	18,000	9,295	4,500	82,800	18,300	6,278	..
Italy	20,020	39,604
China (exclusive of Hongkong and Macao)	17,000	36,830
Japan	749,615	9,337,417	6,888,096	10,240,955	9,837,800	16,99,680	2,32,48,470	1,13,51,810	1,41,22,605	1,40,06,724
United States of America—										
Via Atlantic Coast	3,324	23,720
Other Foreign Countries	15	10	..	15	..	30	30	..	40
TOTAL FOREIGN COUNTRIES	749,615	9,375,756	6,918,901	10,250,095	9,857,835	16,99,080	2,33,86,870	1,14,26,127	1,41,35,255	1,50,36,458
Share of Bengal	858,974	4,917,905	6,806,755	6,866,309	3,781,415	18,59,340	1,30,51,010	1,13,70,711	98,02,353	59,03,832
„ Bombay	1,046,084	7,510,387	10,299,939	11,243,528	8,238,240	24,81,050	1,94,48,430	1,69,58,995	1,55,13,765	1,25,92,808
„ Sind	20,000	196,800	109,700	66,821	32,187	38,500	6,26,420	2,08,538	99,325	50,878
„ Madras	154,012	1,240,143	1,700,368	2,840,674	846,676	4,09,060	32,53,300	30,01,216	42,98,577	13,94,162
„ Burma	19,600	118,407	44,000	44,800	..	69,770	2,27,671	65,519	73,931
TOTAL	2,079,070	13,884,835	19,035,160	21,061,132	12,043,318	47,78,950	3,64,48,830	(b) 3,17,67,131	2,97,70,530	2,00,15,611
Grey (unbleached) Nos. 41 to 50 (III. Q)—	Lbs.	Lbs.	Lbs.	Lbs.	Lbs.					
United Kingdom	841,694	1,044,543	2,327,900	2,044,787	1,893,445	20,02,310	40,50,740	50,58,077	38,36,632	35,29,303
Japan	219,693	384,140	189,000	86,000	184,400	5,93,440	10,25,820	2,60,305	1,24,729	3,27,253
Share of Bengal	217,026	419,378	513,602	309,217	410,309	5,37,470	12,55,300	8,13,861	5,26,069	7,32,801
„ Bombay	774,611	682,200	1,673,393	1,482,270	1,372,221	18,46,790	28,55,720	38,03,646	28,83,125	25,72,417
„ Sind	295	800	630	1,400	..
„ Madras	69,750	301,105	321,700	338,500	113,315	2,11,490	9,01,390	6,84,033	5,50,767	2,24,078
„ Burma	26,000	8,000	..	182,000	..	73,150	16,302	..	3,27,350
TOTAL	1,061,387	1,428,683	2,516,000	2,130,787	2,077,845	25,95,750	50,85,560	53,18,472(c)	39,61,361	38,56,646

(a) Duty was collected on Rs 6,90,549 in 1921-22.

(b) „ „ 32,89,12,727 in 1921-22.

(c) Duty was collected on Rs 46,50,689 in 1921-22.

No. 13—continued

ARTICLES, AND COUNTRIES OF CONSIGNMENT; ALSO SHARE OF EACH PROVINCE	QUANTITY					VALUE				
	1919-20	1920-21	1921-22	1922-23	1923-24	1919-20	1920-21	1921-22	1922-23	1923-24
Textiles—continued						R	R	R	R	R
Cotton—continued										
<i>Twist and Yarn—continued</i>										
Grey (unbleached) Nos. 51 to 60 (III. Q)—	Lbs.	Lbs.	Lbs.	Lbs.	Lbs.					
United Kingdom	398,683	762,854	2,645,084	1,771,063	2,490,220	11,40,400	29,55,570	75,17,800	39,89,508	54,64,962
Straits Settlements (including Labuan)	1,000	..	56	2,500	..	196	..
Hongkong	82,866	3,02,010
TOTAL BRITISH POSSESSIONS	481,349	763,854	2,645,084	1,772,019	2,490,220	14,42,410	29,58,070	75,17,800	39,89,704	54,64,962
Belgium	4,000	21,600
France	22	65
China (exclusive of Hong- kong and Macao)	10,467	52,500
Japan	285,710	998,052	63,200	400	..	10,68,150	34,68,150	1,83,327	1,095	..
TOTAL FOREIGN COUNTRIES	285,710	1,012,519	63,200	400	22	10,68,150	35,42,250	1,83,327	1,095	65
<i>Share of Bengal</i>	<i>67,965</i>	<i>554,654</i>	<i>213,129</i>	<i>107,607</i>	<i>224,182</i>	<i>2,11,220</i>	<i>17,61,010</i>	<i>5,29,170</i>	<i>2,11,810</i>	<i>4,35,973</i>
„ <i>Bombay</i>	<i>564,424</i>	<i>734,599</i>	<i>911,952</i>	<i>343,192</i>	<i>297,244</i>	<i>18,62,800</i>	<i>30,42,480</i>	<i>22,50,501</i>	<i>7,13,058</i>	<i>5,87,092</i>
„ <i>Sind</i>	<i>1,755</i>	<i>1,750</i>	..	<i>9,650</i>	<i>3,229</i>
„ <i>Madras</i>	<i>134,670</i>	<i>435,365</i>	<i>1,583,910</i>	<i>1,321,620</i>	<i>1,967,075</i>	<i>4,36,540</i>	<i>16,87,180</i>	<i>49,21,456</i>	<i>30,65,991</i>	<i>44,38,733</i>
TOTAL	707,059	1,770,373	2,708,284	1,772,410	2,490,251	25,10,560	65,00,320	77,01,127(a)	39,90,880	54,65,027
Grey (unbleached) Nos. 61 to 100 (III. Q)—	Lbs.	Lbs.	Lbs.	Lbs.	Lbs.					
United Kingdom	1,136,377	842,115	2,742,163	1,957,309	2,463,040	36,63,710	38,46,250	85,06,572	47,34,732	53,93,066
France	123	420
Japan	6,800	8,400	38,310	54,290
TOTAL FOREIGN COUNTRIES	6,800	8,400	123	38,310	54,290	420
<i>Share of Bengal</i>	<i>535,085</i>	<i>457,017</i>	<i>1,004,740</i>	<i>844,733</i>	<i>1,123,148</i>	<i>18,70,230</i>	<i>20,65,050</i>	<i>31,04,906</i>	<i>20,30,619</i>	<i>23,03,282</i>
„ <i>Bombay</i>	<i>509,092</i>	<i>327,109</i>	<i>1,177,843</i>	<i>838,269</i>	<i>888,089</i>	<i>13,96,170</i>	<i>15,26,740</i>	<i>31,43,682</i>	<i>18,64,852</i>	<i>18,39,443</i>
„ <i>Sind</i>	<i>3,000</i>	..	<i>1,050</i>	<i>17,952</i>	..	<i>2,703</i>
„ <i>Madras</i>	<i>99,000</i>	<i>66,389</i>	<i>556,580</i>	<i>274,307</i>	<i>450,885</i>	<i>4,35,620</i>	<i>3,97,750</i>	<i>22,40,032</i>	<i>8,39,261</i>	<i>12,48,058</i>
TOTAL	1,143,177	850,516	2,742,163	1,957,309	2,463,172	37,02,020	38,90,540	85,06,572(b)	47,34,732	53,93,486
Grey (unbleached) above No. 100 (III. Q)—	Lbs.	Lbs.	Lbs.	Lbs.	Lbs.					
United Kingdom	50,002	36,511	134,888	122,615	136,532	2,89,950	1,85,040	6,28,032	6,63,345	5,46,966
<i>Share of Bengal</i>	<i>1,500</i>	..	<i>58,561</i>	<i>40,824</i>	<i>63,570</i>	<i>8,180</i>	..	<i>2,64,881</i>	<i>1,46,564</i>	<i>2,15,259</i>
„ <i>Bombay</i>	<i>8,097</i>	<i>22,516</i>	<i>33,377</i>	<i>13,051</i>	<i>16,842</i>	<i>33,930</i>	<i>1,06,040</i>	<i>1,11,614</i>	<i>46,517</i>	<i>57,846</i>
„ <i>Madras</i>	<i>40,405</i>	<i>13,995</i>	<i>42,950</i>	<i>68,740</i>	<i>56,120</i>	<i>2,47,840</i>	<i>79,000</i>	<i>2,52,437</i>	<i>3,71,264</i>	<i>2,73,861</i>
TOTAL	50,002	36,511	134,888	122,615	136,532	2,89,950	1,85,040	6,28,032(c)	6,63,345	5,46,966
Grey two folds (doubles) (III. Q)—	Lbs.	Lbs.	Lbs.	Lbs.	Lbs.					
United Kingdom	542,644	1,484,058	3,809,174	2,876,990	1,037,323	12,07,410	44,70,850	76,12,085	52,56,663	22,25,853
Aden and Dependences	2,000	4,000
Hongkong	10	4,000	..	10	..	10	12,000	..	5	..
TOTAL BRITISH POSSESSIONS	544,654	1,488,058	3,809,174	2,877,000	1,037,323	12,11,420	44,91,850	76,12,085	52,56,668	22,25,853
Switzerland	4,000	7,000
Italy	32,000	..	20	58,670	..	29
Greece	4,000	9,060
Turkey, Asiatic
Persian Gulf	900	1,070
China (exclusive of Hong- kong and Macao)	40,000	12,000	20,010	1,40,900	24,890	36,920
Japan	255,600	1,680,060	1,124,617	1,184,800	2,377,100	7,78,800	49,73,700	19,79,732	10,79,760	35,60,701
United States of America— Vid Atlantic Coast	2,400	..	1,000	8,340	..	2,562	..
TOTAL FOREIGN COUNTRIES	295,600	1,695,360	1,164,617	1,185,800	2,397,130	9,19,700	50,08,000	20,55,362	16,82,322	35,97,740

(a) Duty was collected on R72,34,130 in 1921-22.

(b) „ „ R63,31,577 in 1921-22.

(c) Duty was collected on R3,93,012 in 1921-22.

GENERAL IMPORTS

No. 13—continued

ARTICLES, AND COUNTRIES OF CONSIGNMENT; ALSO SHARE OF EACH PROVINCE	QUANTITY					VALUE				
	1919-20	1920-21	1921-22	1922-23	1923-24	1919-20	1920-21	1921-22	1922-23	1923-24
						R	R	R	R	R
Textiles—continued										
Cotton—continued										
Twist and Yarn—continued										
Grey two folds (doubles) (III. Q)—continued	Lbs.	Lbs.	Lbs.	Lbs.	Lbs.					
Share of Bengal	1,150	30,177	157,305	61,224	249,691	5,850	1,62,930	2,44,792	1,10,569	4,23,268
.. Bombay	839,104	3,089,641	3,948,086	3,503,585	2,887,762	21,25,270	92,02,400	77,29,493	61,17,780	49,49,275
.. Sind	11,000	36,950
.. Burma	52,600	867,900	438,000	297,000	..	97,570	16,94,062	7,10,641	4,51,030
TOTAL	840,254	3,183,418	4,973,791	4,002,809	3,434,453	21,31,120	91,99,850	90,68,347	69,38,090	58,23,593
White (bleached) (III. Q)—	Lbs.	Lbs.	Lbs.	Lbs.	Lbs.					
United Kingdom	802,803	1,785,274	2,361,828	1,773,008	2,267,926	22,74,400	66,73,050	61,24,121	39,40,943	49,90,711
Aden and Dependencies	171,385	2,68,500
Ceylon	5,411	..	16,000	1,700	..	7,840	..	13,878	1,637	..
Hongkong	3,400	9,535
Zanzibar and Pemba	800	400	2,800	740
Other British Possessions	17	14	50	6	88	50	90	9	14	24
TOTAL BRITISH POSSESSIONS	1,040,422	1,785,688	2,380,278	1,774,774	2,267,964	25,53,630	66,73,880	61,47,543	39,42,694	49,90,735
Netherlands	3,020	7,744	..
Belgium	7	10	..
Italy	11,300	..	20	23,107	..	31
Greece	400	1,185
Japan	36,600	253,987	127,892	116,600	382,100	1,20,050	9,90,360	2,83,628	1,94,694	6,72,845
TOTAL FOREIGN COUNTRIES	36,600	253,987	139,592	119,627	382,120	1,20,050	9,90,360	3,07,940	2,02,448	6,72,876
Share of Bengal	303,745	558,119	443,194	300,244	232,835	6,77,900	19,70,710	11,69,434	6,30,983	5,61,946
.. Bombay	636,719	1,234,231	1,482,221	1,059,683	1,535,490	12,21,080	46,63,620	35,87,900	21,96,210	32,29,180
.. Sind	49,349	122,920	115,568	153,976	..	1,33,750	2,54,960	2,21,103	2,78,055
.. Madras	134,911	61,497	323,635	294,338	479,756	6,43,630	2,48,960	11,25,535	8,66,913	13,03,990
.. Burma	61,617	146,429	148,460	124,518	148,628	1,31,120	5,92,800	3,27,634	2,30,533	2,96,140
TOTAL	1,077,022	2,039,675	2,520,470	1,894,401	2,650,084	26,73,730	76,04,240	64,55,523(a)	41,46,042	56,69,611
Coloured Nos. 1 to 20 (III. Q)—	Lbs.	Lbs.	Lbs.	Lbs.	Lbs.					
United Kingdom	120,097	210,584	216,583	230,963	200,857	3,11,570	6,56,460	5,60,731	6,61,749	5,30,136
Aden and Dependencies	6,800	1,500	11,210	2,260
Ceylon	268	392	420	800
TOTAL BRITISH EMPIRE	120,365	217,776	218,083	230,963	200,857	3,11,990	6,67,470	5,62,991	6,61,749	5,30,136
Germany	3,000	1,110	4,800	2,108	..
Netherlands	3,080	10,100	4,751	8,800	19,399	6,207	..
Belgium	800	3,380
France	6,600	16,780
Switzerland	9,300	22,400	4,400	6,000	..	24,150	44,797	7,040	10,797
Italy	2,800	5,020
Austria	4,000	6,051
Hungary
Mascat Territory and Trucial Oman	617	600	..
TOTAL FOREIGN COUNTRIES	..	16,980	42,100	11,178	10,000	..	41,330	85,770	16,955	17,448
Share of Bengal	4,147	19,627	..	21,297	27,167	9,570	62,040	..	68,042	54,760
.. Bombay	2,000	24,300	1,500	6,517	2,000	4,150	64,810	2,260	11,601	3,666
.. Madras	2,268	14,522	360	5,010	38,170	675
.. Burma	111,950	175,307	258,643	264,316	240,790	2,93,150	5,43,780	6,52,607	5,98,061	4,88,483
TOTAL	120,365	233,756	260,183	292,130	270,857	3,11,980	7,03,800	6,54,757	6,67,704	5,47,584
Coloured Nos. 21 to 25 (III. Q)—	Lbs.	Lbs.	Lbs.	Lbs.	Lbs.					
United Kingdom	295,888	290,036	279,282	341,655	241,544	8,29,040	8,93,270	7,09,646	7,56,343	4,60,502
Ceylon	4,000	5,800
Strait Settlements (including Labuan)	400	..	836	1,010	..	1,280
TOTAL BRITISH EMPIRE	299,888	290,036	279,682	341,655	242,380	8,34,840	8,93,270	7,10,656	7,56,343	4,61,782

(a) Duty was collected on Rs.2,20,866 in 1921-22.

No. 13—continued

ARTICLES, AND COUNTRIES OF CONSIGNMENT; ALSO SHARE OF EACH PROVINCE	QUANTITY					VALUE				
	1919-20	1920-21	1921-22	1922-23	1923-24	1919-20	1920-21	1921-22	1922-23	1923-24
Textiles—continued										
Cotton—continued										
Twist and Yarn—continued										
Coloured Nos. 21 to 25 (III. Q) —continued	Lbs.	Lbs.	Lbs.	Lbs.	Lbs.	R	R	R	R	R
Germany	200	330
Netherlands	11,884	13,760	8,254	39,050	10,033	10,878	..
Belgium	1,200	5,250
France	2,600	..	83	6,730	..	201
Switzerland	1,000	22,807	2,200	4,400	37,231	3,030	..
Austria	8,000	7,070
Hungary
TOTAL FOREIGN COUNTRIES	8,000	14,084	39,357	10,454	83	7,070	42,730	63,024	14,508	201
Share of Bengal	248	1,119	..	1,185	12,487	560	3,460	..	2,936	24,361
.. Bombay	13,000	737	..	83	..	37,390	2,170	..	207
.. Sind	3,312	8,700
.. Madras	4,020	..	40	..	320	5,830	..	120	..	697
.. Burma	303,620	286,689	318,262	350,924	229,573	8,35,620	8,86,210	7,72,290	7,67,916	4,36,724
TOTAL	307,888	304,120	319,039	352,100	242,403	8,41,910	9,36,000	7,74,590(a)	7,70,851	4,61,983
Coloured Nos. 26 to 30 (III. Q)	Lbs.	Lbs.	Lbs.	Lbs.	Lbs.					
United Kingdom	132,102	311,890	140,060	55,807	87,879	3,07,810	8,41,060	2,75,171	98,545	1,03,442
Aden and Dependencies	1,500	6,000
Ceylon	780	603
TOTAL BRITISH EMPIRE	133,602	311,890	140,060	55,807	88,659	3,13,810	8,41,060	2,75,171	98,545	1,04,105
Netherlands	1,924	3,158
France	334	788
Switzerland	2,100	9,380	81,059	..	5,058	6,120	20,670	37,080	..	7,512
Austria	5,283	6,482
Hungary
Czechoslovakia	1,800	4,180	..
Philippine Islands and Guam	1,283	6,285
TOTAL FOREIGN COUNTRIES	2,100	9,380	34,266	1,800	11,275	6,120	20,670	47,123	4,180	14,782
Share of Bengal	1,403	921	2,231	337	272	3,560	2,920	11,738	743	656
.. Bombay	49,200	90,600	72,383	34,656	8,234	1,19,580	2,87,530	1,75,155	78,153	16,157
.. Sind	76,999	199,219	94,875	21,780	89,962	1,73,450	4,90,060	1,33,568	22,226	1,00,052
.. Madras	8,100	30,530	34	800	1,466	23,340	82,180	68	1,569	2,123
.. Burma	4,809	34	1,765	36	..
TOTAL	135,702	321,270	174,332	57,607	99,934	3,19,930	8,62,630	3,22,294(b)	1,02,725	1,18,887
Coloured Nos. 31 to 40 (III. Q)	Lbs.	Lbs.	Lbs.	Lbs.	Lbs.					
United Kingdom	4,578,672	8,134,183	6,298,430	4,121,280	4,934,181	1,34,94,370	2,66,51,150	1,61,04,172	83,55,400	97,84,046
Aden and Dependencies	5,100	1,500	1,200	19,030	6,600	3,015
Ceylon	1,200	2,390	8,000	4,397
Straits Settlements (including Labuan)	14	200	..	20	200
Federated Malay States
Natal	4,459	8,870
TOTAL BRITISH EMPIRE	4,580,431	8,135,697	6,299,630	4,121,280	4,936,721	1,35,20,270	2,66,57,770	1,61,07,187	83,55,400	97,89,242
Germany	8,460	23,593	42,490	18,324	57,314	93,197
Netherlands	8,000	124,360	410,413	377,775	382,690	30,000	4,66,460	9,95,278	7,80,366	8,27,663
Belgium	99,600	116,213	85,090	53,380	..	3,13,440	2,70,948	1,15,306	1,08,164

(a) Duty was collected on R7,74,460 in 1921-22.

(b) " " " " on R1,88,658 in 1921-22.

GENERAL IMPORTS

(444)

No. 13—continued

ARTICLES AND COUNTRIES OF CONSIGNMENT; AT 80 SHARE OF EACH PROVINCE	QUANTITY					VALUE				
	1919-20	1920-21	1921-22	1922-23	1923-24	1919-20	1920-21	1921-22	1922-23	1923-24
Textiles—continued						₹	₹	₹	₹	₹
Cotton—continued										
Twist and Yarn—continued										
Coloured Nos. 31 to 40 (III. Q) —continued	Lbs.	Lbs.	Lbs.	Lbs.	Lbs.					
France	114	300
Switzerland	60,240	392,138	670,604	703,790	961,820	1,40,750	14,04,110	17,98,838	10,15,504	20,27,538
Italy	114,900	203,872	204,912	312,605	307,400	3,57,440	7,30,560	5,02,400	6,00,130	7,70,984
Austria	1,200	119,110	2,286	2,00,306
Hungary
Japan	400	1,296	..	1,240	2,300	..
German East Africa	300	300
United States of America— Via Atlantic Coast	1,600	7,760
TOTAL FOREIGN COUNTRIES	183,540	821,870	1,410,662	1,474,740	1,921,830	5,38,430	20,81,630	35,80,524	32,72,104	40,88,412
<i>Share of Bengal</i>	<i>1,791,432</i>	<i>3,479,366</i>	<i>2,798,539</i>	<i>2,862,394</i>	<i>3,382,623</i>	<i>48,67,030</i>	<i>1,07,10,040</i>	<i>67,98,898</i>	<i>58,48,906</i>	<i>67,87,907</i>
<i>„ Bombay</i>	<i>630,100</i>	<i>1,172,225</i>	<i>1,146,096</i>	<i>442,890</i>	<i>892,454</i>	<i>17,25,190</i>	<i>46,36,970</i>	<i>29,86,439</i>	<i>9,99,506</i>	<i>17,58,934</i>
<i>„ Sind</i>	<i>441,364</i>	<i>1,036,866</i>	<i>597,359</i>	<i>463,032</i>	<i>692,672</i>	<i>10,73,240</i>	<i>31,98,980</i>	<i>13,43,352</i>	<i>8,02,671</i>	<i>11,29,179</i>
<i>„ Madras</i>	<i>1,909,675</i>	<i>3,269,096</i>	<i>3,163,238</i>	<i>1,823,722</i>	<i>1,890,802</i>	<i>63,92,000</i>	<i>1,10,93,400</i>	<i>85,65,022</i>	<i>39,65,086</i>	<i>41,91,288</i>
<i>„ Burma</i>	<i>400</i>	<i>14</i>	<i>..</i>	<i>4,000</i>	<i>5,000</i>	<i>1,240</i>	<i>10</i>	<i>..</i>	<i>11,425</i>	<i>10,347</i>
TOTAL	4,772,971	8,957,567	7,705,232	6,506,038	6,863,551	1,40,58,700	2,96,39,400	1,96,93,711(a)	1,16,27,694	1,38,77,655
Coloured Nos. 41 to 50 (III. Q)—	Lbs.	Lbs.	Lbs.	Lbs.	Lbs.					
United Kingdom	90,096	451,879	221,170	4,500	66,608	1,91,390	15,60,330	5,19,560	12,568	1,23,107
Aden and Dependencies	1,800	2,600
TOTAL BRITISH EMPIRE	91,896	451,879	221,170	4,500	66,608	1,93,990	15,60,330	5,19,560	12,568	1,23,107
France	225	627
Switzerland	1,500	2,768
Japan	3,000	9,000
TOTAL FOREIGN COUNTRIES	..	3,000	1,725	..	9,000	3,395
<i>Share of Bengal</i>	<i>10,496</i>	<i>17,089</i>	<i>4,000</i>	<i>..</i>	<i>465</i>	<i>24,110</i>	<i>51,110</i>	<i>20,000</i>	<i>..</i>	<i>963</i>
<i>„ Bombay</i>	<i>70,700</i>	<i>99,981</i>	<i>210,770</i>	<i>..</i>	<i>57,725</i>	<i>1,38,180</i>	<i>3,95,830</i>	<i>4,83,160</i>	<i>..</i>	<i>102,648</i>
<i>„ Sind</i>	<i>2,500</i>	<i>1,300</i>	<i>..</i>	<i>..</i>	<i>..</i>	<i>4,550</i>	<i>4,560</i>	<i>..</i>	<i>..</i>	<i>..</i>
<i>„ Madras</i>	<i>3,000</i>	<i>336,509</i>	<i>6,400</i>	<i>..</i>	<i>2,500</i>	<i>10,800</i>	<i>11,26,830</i>	<i>16,400</i>	<i>..</i>	<i>6,703</i>
<i>„ Burma</i>	<i>5,200</i>	<i>..</i>	<i>..</i>	<i>4,500</i>	<i>7,643</i>	<i>16,350</i>	<i>..</i>	<i>..</i>	<i>12,568</i>	<i>17,188</i>
TOTAL	91,896	454,879	221,170	4,500	68,333	1,93,990	15,78,330	5,19,560(b)	12,568	1,26,502
Coloured above No. 50 (III. Q)—	Lbs.	Lbs.	Lbs.	Lbs.	Lbs.					
United Kingdom	478,140	451,811	497,046	230,200	488,734	24,73,370	27,51,950	25,18,832	8,82,742	17,18,904
Straits Settlements (including Labuan)	84	420	..
TOTAL BRITISH EMPIRE	478,140	451,811	497,046	230,284	488,734	24,73,370	27,51,950	25,18,832	8,83,162	17,18,904
Germany	400	1,702
Netherlands	5,200	6,000	34,480	28,320
Belgium	4,000	4,000	..	15,520	11,212
France	1,495	2,863	5,755	10,252
Switzerland	38,000	2,800	6,800	1,72,350	9,590	18,341
Italy	16,800	72,647
Japan	12,000	40,660
TOTAL FOREIGN COUNTRIES	..	21,200	60,800	4,295	13,863	..	90,660	2,73,317	15,345	41,507
<i>Share of Bengal</i>	<i>..</i>	<i>2,000</i>	<i>42,311</i>	<i>32,450</i>	<i>55,080</i>	<i>..</i>	<i>7,380</i>	<i>1,57,506</i>	<i>1,17,059</i>	<i>1,62,716</i>
<i>„ Bombay</i>	<i>5,300</i>	<i>15,678</i>	<i>25,045</i>	<i>1,495</i>	<i>6,063</i>	<i>18,080</i>	<i>63,140</i>	<i>84,840</i>	<i>6,755</i>	<i>21,477</i>
<i>„ Sind</i>	<i>..</i>	<i>..</i>	<i>..</i>	<i>..</i>	<i>1,499</i>	<i>..</i>	<i>..</i>	<i>..</i>	<i>..</i>	<i>4,467</i>
<i>„ Madras</i>	<i>472,840</i>	<i>455,333</i>	<i>490,490</i>	<i>198,634</i>	<i>439,955</i>	<i>24,55,290</i>	<i>27,72,090</i>	<i>25,39,803</i>	<i>7,68,643</i>	<i>15,71,751</i>
<i>„ Burma</i>	<i>..</i>	<i>..</i>	<i>..</i>	<i>2,000</i>	<i>..</i>	<i>..</i>	<i>..</i>	<i>..</i>	<i>7,650</i>	<i>..</i>
TOTAL	478,140	473,011	557,846	234,579	502,597	24,73,370	28,42,610	27,92,149(c)	8,98,507	17,60,411

(a) Duty was collected on ₹1,01,28,964 in 1921-22.
(b) " " " ₹1,03,160 in 1921-22.

† Shown as " Tanganyika Territory " under the British Empire from 1921-22.
(c) Duty was collected on ₹3,39,946 in 1921-22.

No. 13—continued

ARTICLES, AND COUNTRIES OF CONSIGNMENT; ALSO SHARE OF EACH PROVINCE	QUANTITY					VALUE				
	1919-20	1920-21	1921-22	1922-23	1923-24	1919-20	1920-21	1921-22	1922-23	1923-24
Textiles—continued										
Cotton—continued										
Twist and Yarn—continued										
Coloured two folds (doubles) (III. Q)	Lbs.	Lbs.	Lbs.	Lbs.	Lbs.	R	R	R	R	R
United Kingdom	442,107	1,014,266	736,972	478,824	500,803	13,66,760	30,65,120	23,00,368	12,05,441	14,31,218
Ceylon	8,136	11,030
TOTAL BRITISH EMPIRE	442,107	1,017,402	736,972	478,824	500,803	13,66,760	30,60,150	23,00,368	12,05,441	14,31,218
Germany	2,400	6,708
Netherlands	500	1,125	..
Belgium	6,000	6,000	4,500
Switzerland	1,485	30,979	11,000	..	16,160	24,470	11,624
Italy	1,800	4,410	58,143	16,500	..
Austria	6,000	..	7,200	1,357
Hungary	4,000	6,559
Japan	33,900	1,11,740
TOTAL FOREIGN COUNTRIES	6,000	42,085	35,479	11,500	12,400	16,160	1,47,820	69,767	17,625	14,624
Share of Bengal	24,650	48,335	8,400	26,800	25,901	89,140	1,76,700	34,436	66,354	74,857
„ Bombay	305,841	742,919	556,526	242,313	385,158	9,07,540	28,60,930	16,76,572	6,15,207	9,54,083
„ Sind	1,094	12,620
„ Madras	2,000	4,146
„ Burma	117,616	268,039	197,525	221,211	134,744	3,86,240	10,64,320	6,59,147	6,01,505	4,12,754
TOTAL	448,107	1,060,387	772,451	490,324	597,803	13,82,920	41,13,970	23,70,155	12,83,066	14,45,842
Mercurised Cotton Yarn (III. Q)—	Lbs.	Lbs.	Lbs.	Lbs.	Lbs.					
United Kingdom	147,186	319,401	435,667	518,340	1,199,096	6,04,140	19,23,790	19,08,229	19,56,255	39,38,305
Ceylon	1,800	4,211
TOTAL BRITISH EMPIRE	147,186	319,401	436,967	518,340	1,199,096	6,04,140	19,23,790	19,12,440	19,56,255	39,38,305
Germany	834	2,635	1,140	4,055
Netherlands	240	1,020
France	232	5,915
Italy	3,200	6,260
Switzerland	3,470	6,000	20,220	23,604
Japan	323,295	956,665	347,565	600,967	814,032	16,08,700	53,24,370	13,32,261	21,00,489	19,94,719
TOTAL FOREIGN COUNTRIES	323,295	960,135	350,797	601,801	820,107	16,08,700	53,44,590	13,61,780	21,01,629	20,06,964
Share of Bengal	900	9,000	..	16,314	8,335	2,630	33,470	..	37,638	23,431
„ Bombay	452,761	1,203,826	769,795	1,285,915	1,964,192	22,09,420	67,69,910	31,87,055	39,65,096	67,59,712
„ Sind	13,936	55,200	14,976	11,154	21,763	79,230	4,24,570	56,913	36,123	75,410
„ Madras	2,884	6,511	8,993	6,258	24,358	12,160	40,430	30,252	19,027	86,656
TOTAL	470,481	1,270,536	793,764	1,320,141	2,019,203	23,02,840	72,68,380	32,74,220(a)	40,57,884	69,45,261
Unspecified descriptions of Twist and Yarn (III. Q)—	Lbs.	Lbs.	Lbs.	Lbs.	Lbs.					
United Kingdom	343,883	123,282	17,415	48,866	4,094	13,65,940	4,89,480	56,061	1,43,311	5,181
Ceylon	982	112	6,598	1,830	40	16,065
Hongkong	20	?	..
TOTAL BRITISH EMPIRE	344,865	123,394	24,014	48,889	4,094	13,68,170	4,89,520	72,126	1,43,318	5,181
Switzerland	7,960	24,830
United States of America— Via Atlantic Coast	3,060	2,770
Other Foreign Countries	36	150	..	10	502
TOTAL FOREIGN COUNTRIES	7,960	3,096	150	24,830	2,780	502
Share of Bengal	849	..	10,118	2,190	..	21,132	..
„ Bombay	36	340	..	10	820
„ Sind	74,973	126,193	3,000	1,78,440	4,88,500	7,102
„ Madras	272,082	312	21,012	13,250	1,278	11,83,710	1,400	46,015	42,922	3,705
„ Burma	6,790	..	2	25,520	2,626	20,850	..	2	79,213	1,148
TOTAL	352,825	127,590	24,014	48,888	4,244	13,83,000	4,92,260	72,126(b)	1,43,318	5,743

(a) Duty was collected on Rs1,87,055 in 1921-22.

(b) " " " on Rs30,679 in 1921-22.

GENERAL IMPORTS

(146)

No. 13—continued

ARTICLES, AND COUNTRIES OF CONSIGNMENT; ALSO SHARE OF EACH PROVINCE	QUANTITY					VALUE				
	1919-20	1920-21	1921-22	1922-23	1923-24	1919-20	1920-21	1921-22	1922-23	1923-24
Textiles—cotton						R	R	R	R	R
Cotton—continued										
<i>Wool and Yarn</i> concluded										
Total Wool and Yarn—	Lbs.	Lbs.	Lbs.	Lbs.	Lbs.					
United Kingdom	12,229,610	23,395,580	40,074,146	31,018,372	21,730,923	3,53,60,420	7,95,25,410	8,77,20,883	6,60,87,626	4,61,18,066
Aden and Dependencies	181,795	8,300	8,700	3,00,130	17,810	11,265
Mesopotamia †	—	—	2,000	—	—	1,800
Ceylon	52,477	113,533	62,174	8,300	148,656	87,950	1,44,360	70,074	2,543	1,18,713
Straits Settlements (including Labuan)	17	14,878	87,355	21,346	1,274	50	20,990	1,10,608	21,274	2,704
Hongkong	338,286	440,600	43,000	64,430	67,600	8,32,070	5,30,630	85,135	84,808	41,362
Egypt †	8,000	—	..	6,730	—
Natal	4,459	3,870
Zanzibar and Pemba	809	400	2,800	740
Kenya Colony	600	1,025
Victoria	50	0
New South Wales	13,610	21,709
Australian Commonwealth (Total)	13,660	21,718
TOTAL BRITISH EMPIRE	12,807,434	23,990,291	40,291,635	31,107,448	22,017,453	3,65,67,290	8,02,52,870	8,80,22,308	5,70,06,311	4,62,83,845
Germany	11,960	31,677	47,985	24,181	68,756	1,07,124
Netherlands	8,000	144,524	463,387	394,300	382,840	30,000	5,11,790	11,21,283	8,15,319	8,23,883
Belgium	6,000	133,600	130,008	61,097	57,380	16,160	4,96,470	3,00,972	1,23,452	1,19,376
France	9,432	1,405	3,645	20,425	5,755	12,838
Switzerland	70,300	410,773	828,840	724,190	98,784	1,80,700	15,37,960	21,79,643	16,52,264	20,66,956
Italy	114,900	208,272	407,392	312,005	391,300	3,57,440	7,42,780	7,96,851	6,90,130	8,18,399
Austria	8,080	1,200	132,393	7,070	2,286	2,80,058
Hungary
Czechoslovakia	1,900	4,180	..
Greece	4,400	11,145
Turkey, Asiatic
Persian Gulf	900	1,080
Philippine Islands and Guam	1,383	6,285
China (exclusive of Hongkong and Macao)	100,000	2,284,687	21,600	80,000	140,010	3,54,800	31,37,710	24,950	70,000	3,40,432
Japan	1,917,956	20,122,709	14,915,009	26,540,905	20,400,025	60,70,600	4,89,93,770	2,25,45,181	3,20,42,440	2,85,17,605
United States of America—										
Via Atlantic Coast	4,614	31,434	39,617	11,105	..	10,380	1,08,500	39,451	13,328	..
Other Foreign Countries	315	40	917	330	100	600	..
TOTAL FOREIGN COUNTRIES	2,289,770	23,343,204	16,832,977	28,166,781	22,567,362	70,27,240	5,55,30,470	2,70,09,772	3,54,88,522	3,50,91,671
Share of Bengal	3,906,497	12,666,040	14,230,160	15,459,471	12,027,231	4,03,23,430	3,50,46,270	2,71,83,358	2,35,85,462	2,02,98,023
" Bombay	6,559,003	24,941,566	31,183,886	33,869,317	23,552,610	1,73,89,830	6,90,88,210	5,72,94,821	4,93,24,671	3,98,25,156
" Sind	630,360	1,724,368	974,625	699,455	1,004,613	15,49,010	55,75,260	20,64,498	12,07,742	16,37,666
" Madras	3,400,351	6,712,625	3,417,883	7,407,673	6,130,357	1,26,31,710	2,23,57,670	2,37,07,601	1,50,32,535	1,18,76,521
" Burma	600,993	1,058,678	2,318,038	1,308,413	1,560,004	17,00,550	55,15,930	48,71,602	31,84,423	27,18,117
TOTAL	15,097,204	47,333,495	57,124,612	59,274,229	41,574,815	4,35,94,530	13,57,83,340	11,51,22,280	9,25,84,833	7,93,75,516

† Shown as a Foreign Country from 1923-24.
‡ Included in Turkey, Asiatic, prior to 1921-22.

No. 13—continued

ARTICLES, AND COUNTRIES OF CONSIGNMENT; ALSO SHARE OF EACH PROVINCE	QUANTITY					VALUE				
	1919-20	1920-21	1921-22	1922-23	1923-24	1919-20	1920-21	1921-22	1922-23	1923-24
Textiles—continued						R	R	R	R	R
Cotton—continued										
Manufactures—										
Blankets (III. Q)—	Lbs.	Lbs.	Lbs.	Lbs.	Lbs.					
United Kingdom	69,498	215,735	4,439	24,994	98,104	84,290	3,08,420	8,834	22,740	83,186
Straits Settlements (including Labuan)	4,616	1,333	465	199	76	8,870	2,300	810	310	179
Natal	2,325	1,500	2,000	960
Kenya Colony	11,250	..	5,998	1,012	..	8,720	..	4,515	1,389	..
Other British Possessions	411	1,857	544	183	265	440	1,330	688	628	420
TOTAL BRITISH EMPIRE	88,100	220,425	11,435	26,388	98,145	1,04,320	3,08,010	14,847	25,082	83,785
Germany	768	180,460	154,731	46,666	692,200	810	1,31,919	1,01,992	55,628	7,33,544
Netherlands	804,709	1,558,948	1,841,190	1,064,946	1,891,679	10,69,730	21,94,810	18,07,447	11,14,061	15,26,154
Belgium	1,100	997,978	653,409	1,223	209,654	840	11,33,400	5,66,818	1,981	2,29,707
Luxemburg	18,000	16,200	..
France	4,255	57,433	1,288	6,298	28,718	17,100	66,040	1,935	4,877	22,377
Italy	18,564	24,472	2,905	..	14	14,770	49,670	2,230	..	7
China (exclusive of Hong-kong and Macao)	72	50	..	450	10	100	50	..	1,800	12
Japan	948,882	271,409	13,546	24,711	158,139	10,76,830	4,51,710	24,285	36,794	1,07,880
Portuguese East Africa	17,411	3,904	2,187	12,200	5,160	1,845
United States of America—										
Via Atlantic Coast	438	5,578	621	6,640	497	780	21,550	676	34,593	1,190
" Pacific "	103	..	517	80	22	100	..	2,921	73	93
Other Foreign Countries	695	863	1,100	899	132	620	1,140	719	490	164
TOTAL FOREIGN COUNTRIES	1,797,020	3,109,201	2,671,494	1,169,282	3,151,065	27,93,560	40,55,440	26,09,968	12,65,897	29,72,142
Share of Bengal	583,549	1,182,176	1,103,512	169,392	1,117,990	7,02,110	16,59,590	8,89,533	1,32,623	11,17,257
" Bombay	171,455	531,644	441,363	76,528	221,533	1,91,530	6,38,040	3,42,966	65,954	1,63,051
" Sind	129,893	51,636	3,129	18,850	..	1,69,180	46,838	3,493	11,566
" Madras	615	524	770	2,409	3,899	970	1,500	1,294	2,108	4,118
" Burma	1,129,309	1,245,399	1,085,648	953,392	1,587,317	29,03,270	19,84,230	12,64,184	10,86,801	14,59,932
TOTAL	1,885,120	3,329,626	2,682,920	1,196,670	3,249,510	28,97,880	43,63,450	25,24,815	12,90,970(a)	27,55,927
Canvas (III. Q)—	Yards	Yards	Yards	Yards	Yards					
United Kingdom	377,286	901,401	273,047	304,258	499,228	9,68,120	18,52,600	4,04,366	517,962	4,12,563
Ceylon	1,163	4,360	3,425	439	538	1,140	5,320	4,636	722	791
Straits Settlements (including Labuan)	590	4,115	531	878	1,091	1,070	8,180	868	1,187	1,453
Hongkong	46	1,506	60	2,640
Natal	2,490	1,080
Kenya Colony	10,423	..	15	21,810	..	82
Other British Possessions	240	120	50	600	..	400	279	62	200
TOTAL BRITISH EMPIRE	389,508	911,622	279,538	305,625	411,457	9,92,200	18,69,400	5,01,261	5,19,033	4,45,907
Germany	9,600	51,085	10,629	21,722	..	5,740	24,594	6,278	8,791
Netherlands	1,073	2,340
France	1,516	4,471	..
Italy	3,104	18,720	..	12,120	5,907
Austria	5,100	2,008
Hungary
Japan	49,820	32,155	19,103	24,511	11,781	87,870	2,670	26,900	39,999	11,270
Portuguese East Africa	5,798	4,200
United States of America—										
Via Atlantic Coast	721	1,239	1,823	400	102	1,380	1,940	5,942	850	1,362
Other Foreign Countries	465	286	70	..	421	530	140	160	..	5-1
TOTAL FOREIGN COUNTRIES	57,883	46,384	71,181	37,056	52,746	96,320	62,710	59,013	42,598	20,191

(a) Duty was collected on Rs. 12,89,604 in 1922-23.

No. 13—continued

ARTICLES, AND COUNTRIES OF CONSIGNMENT; ALSO SHARE OF EACH PROVINCE	QUANTITY					VALUE				
	1919-20	1920-21	1921-22	1922-23	1923-24	1919-20	1920-21	1921-22	1922-23	1923-24
Textiles—continued										
Cotton—continued										
Manufactures—continued										
Canvas (III. Q)—continued	Yards	Yards	Yards	Yards	Yards	R	R	R	R	R
Share of Bengal	163,716	158,432	78,224	94,233	149,613	3,94,200	4,73,830	2,10,615	2,18,060	2,36,897
“ Bombay	150,785	293,027	219,976	162,061	223,196	4,36,340	4,30,140	2,27,512	1,87,170	93,529
“ Sind	24,121	51,950	2,308	4,795	9,284	22,030	63,630	3,439	3,781	8,913
“ Madras	9,252	37,605	18,357	14,093	4,511	19,310	1,44,430	37,742	28,687	8,076
“ Burma	100,137	396,992	37,954	67,499	77,599	1,66,740	8,30,080	80,966	1,23,943	1,22,778
TOTAL	447,391	958,006	356,710	342,681	464,203	10,88,520	10,32,110(a)	5,60,274	5,61,631	4,76,193
Handkerchiefs and Shawls in the piece—	No.	No.	No.	No.	No.					
Handkerchiefs (III. Q)—										
United Kingdom	4,514,484	9,713,433	2,212,098	3,432,760	4,788,353	12,34,860	20,77,810	4,39,140	7,21,068	10,36,912
Aden and Dependencies	12,756	5,090
Straits Settlements (including Labuan)	114	3,020	1,200	160	553	90	1,070	200	46	13
Zanzibar and Pemba	4,820	1,560
Other British Possessions	36	30	683	124	111	20	10	348	85	5
TOTAL BRITISH EMPIRE	4,527,390	9,717,033	2,218,801	3,433,034	4,789,010	12,40,060	20,19,070	4,41,248	7,21,799	10,37,000
Switzerland	59,760	159,420	9,504	59,200	181,577	12,290	43,780	8,207	14,432	28,91
Japan	94,300	..	9,800	16,240	..	1,700
Other Foreign Countries	1,500	..	161	..	15	500	..	77
TOTAL FOREIGN COUNTRIES	155,560	159,420	19,265	59,200	181,592	29,030	43,560	4,984	14,432	28,91
Share of Bengal	1,468,163	2,724,849	1,163,387	1,728,119	2,382,760	2,36,110	4,15,340	1,60,565	2,83,183	3,19,110
“ Bombay	2,959,380	6,339,821	883,069	1,147,863	1,200,525	9,54,410	18,06,000	2,28,668	2,19,941	2,38,110
“ Sind	133,005	1,687,532	116,836	511,530	1,285,196	54,830	7,00,910	28,298	2,13,010	4,69,110
“ Madras	12,348	35,900	15,143	25,038	35,520	3,070	11,230	18,912	9,857	6,110
“ Burma	110,056	88,401	54,831	79,584	66,607	20,660	29,010	2,794	10,240	12,110
TOTAL	4,682,950	9,876,508	2,288,066	3,492,234	4,970,611	12,69,080	29,62,560	4,46,212	7,36,231	10,66,110
Shawls (III. Q)—	No.	No.	No.	No.	No.					
United Kingdom	175,002	801,723	262,738	593,724	893,461	3,62,540	17,07,010	4,98,381	8,63,136	11,11,110
Aden and Dependencies	822	1,608
Ceylon	14	..	781	70
Straits Settlements (including Labuan)	13	68	..	355	232
Zanzibar and Pemba	895	50
Other British Possessions	360	12	160	2,020
TOTAL BRITISH EMPIRE	176,362	802,643	263,812	593,724	894,597	3,63,080	17,09,266	5,00,509	8,63,136	11,11,110
Germany	30	24	1,989	1,500	85	7,909	..
Netherlands	596	27,187	..	80
Switzerland	1,000	2,250
Italy	14,450	951	18,791	..	4,770
						54,100	3,900

(a) Duty was collected on R19,27,820 in 1920-21.

No. 13—continued

ARTICLES, AND COUNTRIES OF CONSIGNMENT; ALSO SHARE OF EACH PROVINCE	QUANTITY					VALUE				
	1919-20	1920-21	1921-22	1922-23	1923-24	1919-20	1920-21	1921-22	1922-23	1923-24
Textiles—continued										
Cotton—continued										
Manufactures—continued										
Handkerchiefs and Shawls in the piece—continued										
Shawls (III. Q)—continued	No.	No.	No.	No.	No.	R	R	R	R	R
Austria	3,240	22,985	..	260	..	10,650	37,820	..	1,216	..
Hungary
Czechoslovakia	1,200	1,995			8,203
Japan	1,298	1,500	2,200	5,000	3,150	5,164
Other Foreign Countries	200	..	7	80	..	100	..	25	217
TOTAL FOREIGN COUNTRIES	19,582	26,000	2,221	3,156	49,652	70,650	59,410	5,249	17,353	1,12,801
Share of Bengal	43,674	247,899	70,419	108,659	230,729	1,52,080	7,10,800	2,07,725	2,60,137	3,37,298
.. Bombay	45,288	180,073	128,523	452,671	677,310	72,870	3,11,050	1,84,744	5,90,132	8,13,171
.. Sind	105,734	401,229	64,738	35,844	9,909	2,07,220	7,33,960	1,07,738	30,185	28,474
.. Madras	48	108	106	6	1,189	170	800	387	35	4,371
.. Burma	200	..	2,200	..	25,082	790	..	5,164	..	45,828
TOTAL	194,944	829,309	266,016	597,180	944,249	4,33,780	17,59,070	5,05,768	8,80,489	12,20,145
Total Handkerchiefs and Shawls in the piece—	No.	No.	No.	No.	No.					
United Kingdom	4,689,486	10,516,158	2,474,836	4,026,484	5,681,811	15,07,400	46,24,940	9,37,521	15,81,804	21,48,096
Aden and Dependencies	12,756	..	832	5,080	..	1,508
Ceylon	36	30	697	124	892	20	10	418	85	2,782
Straits Settlements (including Labuan)	114	3,620	1,268	150	913	90	1,070	432	46	1,065
Zanzibar and Pemba	895	4,820	2,930	1,560
Other British Possessions	360	25	160	610	180	318
TOTAL BRITISH EMPIRE	4,702,752	10,519,728	2,482,613	4,026,758	5,683,610	16,03,130	46,28,230	9,41,757	15,81,935	21,58,443
Germany	1,989	1,614	7,909	5,340
Netherlands	508	27,187	2,220	51,786
Switzerland	59,700	160,420	9,504	59,200	181,677	12,200	42,350	3,207	14,432	28,914
Italy	14,450	951	18,791	54,190	3,690	10,999
Austria	3,240	22,985	..	260	..	10,650	37,820	..	1,216	..
Hungary	
Czechoslovakia	1,200	1,995			8,203
Japan	95,596	1,500	11,800	19,930	3,150	6,564
Other Foreign Countries	1,500	230	185	7	80	500	680	162	25	217
TOTAL FOREIGN COUNTRIES	176,142	186,086	21,489	62,656	131,244	99,680	93,090	10,233	31,785	1,41,718
Share of Bengal	1,511,837	2,972,748	1,238,806	1,339,778	2,613,489	3,86,790	11,26,200	3,68,250	5,43,320	6,56,595
.. Bombay	3,904,668	5,519,894	1,011,692	1,600,534	1,877,868	10,27,230	21,20,030	4,13,407	8,10,073	10,71,078
.. Sind	238,739	2,088,761	181,624	547,474	1,205,105	2,62,050	14,34,960	1,36,036	2,43,195	4,97,529
.. Madras	12,394	36,008	16,249	25,044	36,709	3,240	12,030	19,299	9,892	10,605
.. Burma	110,258	88,401	56,831	79,554	91,689	21,450	29,000	14,958	10,240	58,563
TOTAL	4,877,804	10,706,812	2,504,102	4,080,414	5,914,860	17,92,810	47,22,220	9,51,090	16,16,720	22,96,161
Hosiery—										
Stockings and socks (III. Q) (a)—					Dozen Pairs					
United Kingdom	21,957	1,54,880
Straits Settlements (including Labuan)	4,002	76,802
Hongkong	224,758	4,80,109
Other British Possessions	27	65
TOTAL BRITISH EMPIRE	219,744	6,41,916

(a) Separately recorded from 1922-21.

ARTICLES, AND COUNTRIES OF CONSIGNMENT; ALSO SHARE OF EACH PROVINCE	QUANTITY					VALUE				
	1919-20	1920-21	1921-22	1922-23	1923-24	1919-20	1920-21	1921-22	1922-23	1923-24
Textiles—continued										
Cotton—continued										
Manufactures—continued										
Canvas (III. Q)—continued	Yards	Yards	Yards	Yards	Yards	R	R	R	R	R
Share of Bengal . . .	163,116	158,432	78,224	94,233	149,613	3,94,200	4,73,830	2,10,615	2,18,060	2,36,897
“ Bombay . . .	150,785	293,027	219,976	162,061	223,196	4,86,240	4,80,140	2,27,512	1,87,170	98,522
“ Sind . . .	24,121	51,950	2,308	4,795	9,284	22,030	63,630	3,439	3,781	8,918
“ Madras . . .	9,232	37,605	18,357	14,093	4,511	19,310	1,44,430	37,742	28,687	8,076
“ Burma . . .	100,137	396,992	37,954	67,499	77,599	1,66,740	2,30,080	80,966	1,23,943	1,22,773
TOTAL	447,391	958,006	356,719	342,681	464,203	10,88,520	19,32,110(a)	5,60,274	5,61,631	4,75,193
Handkerchiefs and Shawls in the piece—	No.	No.	No.	No.	No.					
Handkerchiefs (III. Q)—										
United Kingdom . . .	4,614,484	9,713,433	2,212,098	3,432,760	4,788,353	12,34,860	20,12,810	4,39,140	7,21,608	10,36,912
Aden and Dependencies . . .	12,756	5,020
Straits Settlements (including Labuan) . . .	114	3,020	1,200	150	653	90	1,070	200	46	130
Zanzibar and Pemba	4,820	1,560
Other British Possessions . . .	36	30	483	124	111	20	10	348	85	67
TOTAL BRITISH EMPIRE	4,527,390	9,717,033	2,218,801	3,433,034	4,789,019	12,40,060	20,18,970	4,41,248	7,21,709	10,37,099
Switzerland . . .	59,760	159,420	9,504	59,200	181,577	12,290	43,180	3,207	14,432	28,914
Japan . . .	94,300	..	9,600	16,240	..	1,700
Other Foreign Countries . . .	1,500	..	161	..	15	500	..	77	..	8
TOTAL FOREIGN COUNTRIES	155,560	159,420	19,265	59,200	181,592	29,030	43,560	4,984	14,432	28,917
Share of Bengal . . .	1,468,163	2,724,349	1,168,387	1,723,119	2,382,760	2,36,110	4,16,340	1,60,666	2,63,183	3,19,697
“ Bombay . . .	2,959,380	5,339,821	883,069	1,147,363	1,200,525	9,54,410	18,06,000	2,28,663	2,19,941	2,58,298
“ Sind . . .	133,005	1,687,532	116,836	611,630	1,285,196	64,830	7,00,920	28,298	2,13,010	4,69,052
“ Madras . . .	12,346	35,900	15,143	25,038	35,320	3,070	11,230	18,912	9,857	6,234
“ Burma . . .	110,056	88,401	54,631	79,584	66,607	20,660	29,010	9,794	10,240	12,736
TOTAL	4,682,950	9,876,503	2,238,066	3,492,234	4,970,611	12,69,080	20,62,550	4,46,232	7,30,231	10,66,016
Shawls (III. Q)—	No.	No.	No.	No.	No.					
United Kingdom . . .	175,002	801,723	262,738	593,724	893,401	3,62,540	17,07,050	4,98,381	8,63,136	11,12,084
Aden and Dependencies	832	1,508
Ceylon	14	..	781	70	..	2,725
Straits Settlements (including Labuan)	13	68	..	355	..	50	232	..	1,535
Zanzibar and Pemba	895	2,000
Other British Possessions . . .	860	12	160	540	130	318
TOTAL BRITISH EMPIRE	175,362	802,643	263,812	593,724	894,597	3,63,080	17,09,266	5,00,509	8,63,136	11,16,344
Germany	30	24	1,980	1,509	..	80	85	7,900	6,357
Netherlands . . .	598	27,187	2,910	51,585
Switzerland	1,000	4,770
Italy . . .	14,450	951	18,791	54,190	3,990	50,999

(a) Duty was collected on R19,27,820 in 1920-21.

No. 13—continued

ARTICLES, AND COUNTRIES OF CONSIGNMENT; ALSO SHARE OF EACH PROVINCE	QUANTITY					VALUE				
	1910-20	1920-21	1921-22	1922-23	1923-24	1919-20	1920-21	1921-22	1922-23	1923-24
Textiles—continued										
Cotton—continued										
Manufactures—continued										
Handkerchiefs and Shawls in the piece—continued										
Shawls (III. Q)—continued	No.	No.	No.	No.	No.					
Austria	3,240	22,985	..	260	..	10,550	37,820	..	1,216	..
Hungary
Czechoslovakia	—	—	..	1,200	1,995	—	—	..	8,203	4,063
Japan	1,296	1,500	2,200	3,090	3,150	5,164
Other Foreign Countries	200	..	7	80	..	100	..	25	217
TOTAL FOREIGN COUNTRIES	10,582	26,066	2,224	3,456	40,652	70,850	50,410	5,849	17,353	1,12,801
Share of Bengal	43,674	247,899	70,419	108,659	230,729	1,52,030	7,10,300	2,07,725	2,60,137	3,37,298
„ Bombay	45,288	180,073	128,523	452,671	677,310	72,870	3,14,050	1,84,744	5,90,132	8,13,174
„ Sind	105,734	401,229	64,788	35,844	9,909	2,07,220	7,33,980	1,07,738	30,185	28,474
„ Madras	48	108	106	6	1,189	170	800	387	35	4,371
„ Burma	200	..	2,200	..	26,082	700	..	5,164	..	45,828
TOTAL	194,944	829,308	266,036	597,180	944,240	4,33,730	17,50,870	5,05,758	8,80,480	12,20,145
Total Handkerchiefs and Shawls in the piece—	No.	No.	No.	No.	No.					
United Kingdom	4,689,486	10,515,158	2,474,836	4,026,484	5,631,811	15,97,400	46,24,940	9,37,521	15,84,804	21,48,996
Aden and Dependencies	12,756	..	832	5,080	..	1,508
Ceylon	36	30	697	124	892	20	10	418	85	2,782
Straits Settlements (including Labuan)	114	8,620	1,268	150	913	90	1,070	432	46	1,665
Zanzibar and Pemba	895	4,820	2,030	1,560
Other British Possessions	360	25	160	640	180	318
TOTAL BRITISH EMPIRE	4,702,732	10,519,726	2,482,613	4,026,758	5,633,610	16,03,130	46,28,230	9,41,767	15,84,935	21,53,443
Germany	1,939	1,614	7,909	5,340
Netherlands	596	27,187	2,220	51,785
Switzerland	59,700	160,420	0,504	50,200	181,577	12,200	47,350	3,207	14,432	28,914
Italy	14,450	951	18,701	54,190	3,990	10,999
Austria	3,240	22,985	..	260	..	10,550	37,820	..	1,216	..
Hungary
Czechoslovakia	1,200	1,995	8,203	4,663
Japan	95,598	1,500	11,800	10,030	3,150	6,864
Other Foreign Countries	1,500	230	185	7	80	500	680	102	25	217
TOTAL FOREIGN COUNTRIES	175,142	186,086	21,480	62,056	131,244	99,680	93,990	10,238	31,785	1,41,718
Share of Bengal	1,511,837	2,972,748	1,338,806	1,338,778	2,613,489	3,88,790	11,26,200	3,68,250	5,43,320	6,56,996
„ Bombay	3,904,668	5,519,894	1,011,692	1,600,534	1,877,868	10,27,230	21,20,030	4,13,407	8,10,073	10,71,178
„ Sind	238,739	2,088,761	181,824	547,474	1,295,105	2,62,050	14,34,960	1,36,036	2,43,195	4,97,526
„ Madras	12,394	36,008	16,249	23,044	36,709	3,240	12,030	19,299	9,892	10,605
„ Burma	110,256	88,401	56,331	79,584	91,689	21,450	29,000	14,958	10,240	58,563
TOTAL	4,877,804	10,706,812	2,504,102	4,080,414	5,914,860	17,02,810	47,22,220	9,51,990	10,16,720	22,05,161
Hosiery—					Dozen Pairs					
Stockings and socks (III. Q) (a)—										
United Kingdom	—	—	—	—	21,937	—	—	—	—	1,54,880
Straits Settlements (including Labuan)	—	—	—	—	4,002	—	—	—	—	70,832
Hongkong	—	—	—	—	223,758	—	—	—	—	4,80,109
Other British Possessions	—	—	—	—	27	—	—	—	—	85
TOTAL BRITISH EMPIRE	—	—	—	—	249,744	—	—	—	—	6,41,916

(a) Separately recorded from 1923-24.

GENERAL IMPORTS

(450)

No. 13—continued

ARTICLES, AND COUNTRIES OF CONSIGNMENT; ALSO SHARE OF EACH PROVINCE	QUANTITY					VALUE				
	1919-20	1920-21	1921-22	1922-23	1923-24	1919-20	1920-21	1921-22	1922-23	1923-24
Textiles—continued						R	R	R	R	R
Cotton—continued										
Manufactures—continued										
Hosiery—continued										
Stockings and socks (III. Q) (a)—continued					Dozen Pairs					
Germany	—	—	—	—	25,190	—	—	—	—	1,88,242
Persia	—	—	—	—	2	—	—	—	—	2
China (exclusive of Hongkong and Macao)	—	—	—	—	67,861	—	—	—	—	1,65,666
Japan	—	—	—	—	345,354	—	—	—	—	5,29,050
United States of America—Vid Atlantic Coast	—	—	—	—	16,470	—	—	—	—	1,87,218
TOTAL FOREIGN COUNTRIES	—	—	—	—	454,877	—	—	—	—	10,70,078
Share of Bengal	—	—	—	—	219,993	—	—	—	—	5,31,996
.. Bombay	—	—	—	—	446,738	—	—	—	—	10,43,223
.. Sind	—	—	—	—	6,072	—	—	—	—	38,480
.. Madras	—	—	—	—	2,913	—	—	—	—	29,949
.. Burma	—	—	—	—	28,995	—	—	—	—	68,343
TOTAL	—	—	—	—	704,621	—	—	—	—	17,11,996
Underwear (III. Q) (b)—										
United Kingdom	—	—	—	—	—	—	8,22,500	8,01,895	92,164	78,800
Ceylon	—	—	—	—	—	—	70	237	75	81
Straits Settlements (including Labuan)	—	—	—	—	—	—	9,400	28,004	3,935	11,615
Hongkong	—	—	—	—	—	—	11,660	15,436	36,246	18,947
TOTAL BRITISH EMPIRE	—	—	—	—	—	—	3,48,680	8,45,572	1,32,420	1,09,452
Germany	—	—	—	—	—	—	56,650	1,21,557	2,95,539	2,35,475
Netherlands	—	—	—	—	—	—	96,310	..	12	10
France	—	—	—	—	—	—	1,890	..	223	1,288
Switzerland	—	—	—	—	—	—	30,530	60,516	9,275	..
Italy	—	—	—	—	—	—	1,898	3,916
China (exclusive of Hongkong and Macao)	—	—	—	—	—	—	6,741	350
Japan	—	—	—	—	—	—	1,01,23,210	33,80,042	52,05,526	67,03,460
United States of America—Vid Atlantic Coast	—	—	—	—	—	—	2,36,020	15,667	32,918	52,412
.. Pacific	—	—	—	—	—	—	5,850	2,845
Other Foreign Countries	—	—	—	—	—	—	100	562	16	50
TOTAL FOREIGN COUNTRIES	—	—	—	—	—	—	1,05,50,160	35,90,689	55,52,148	69,06,968
Share of Bengal	—	—	—	—	—	—	79,95,360	18,21,850	29,97,103	37,25,731
.. Bombay	—	—	—	—	—	—	7,99,520	3,38,531	3,64,331	19,08,788
.. Sind	—	—	—	—	—	—	18,340	2,804	851	3,189
.. Madras	—	—	—	—	—	—	7,030	6,639	1,448	9,132
.. Burma	—	—	—	—	—	—	21,03,940	17,85,437	23,20,335	14,59,560
TOTAL	—	—	—	—	—	—	1,08,94,190	39,36,261	56,84,568	71,06,420

(a) Separately recorded from 1923-24.
 (b) Separately recorded from 1920-21.

No. 13—continued

ARTICLES, AND COUNTRIES OF CONSIGNMENT; ALSO SHARE OF EACH PROVINCE	QUANTITY					VALUE				
	1919-20	1920-21	1921-22	1922-23	1923-24	1919-20	1920-21	1921-22	1922-23	1923-24
						R	R	R	R	R
Textiles—continued										
Cotton—continued										
Manufactures—continued										
Hosiery—continued										
Other sorts (III. Q) (a)—										
United Kingdom	—	—	—	—	—	—	14,00,840	1,40,606	2,33,352	1,27,185
Ceylon	—	—	—	—	—	—	2,130	1,429	1,055	359
Straits Settlements (including Labuan)	—	—	—	—	—	—	25,150	9,712	2,444	2,129
Hongkong	—	—	—	—	—	—	4,43,270	7,42,289	5,40,183	6,498
Egypt †	—	—	—	—	—	—	1,150	—
New South Wales	—	—	—	—	—	—	..	2,642
Australian Commonwealth (Total)	—	—	—	—	—	—	..	2,642
Other British Possessions	—	—	—	—	—	—	100	705	50	..
TOTAL BRITISH EMPIRE	—	—	—	—	—	—	19,38,670	8,97,324	7,77,084	1,36,291
Germany	—	—	—	—	—	—	1,11,760	92,213	1,01,314	59,160
Belgium	—	—	—	—	—	—	5,410	..	4,485	..
France	—	—	—	—	—	—	1,860	..
Switzerland	—	—	—	—	—	—	28,470	3,197	2,322	..
Italy	—	—	—	—	—	—	4,298
Turkey, Asiatic	—	—	—	—	—	—
Persian Gulf	—	—	—	—	—	—	3,000
Siam	—	—	—	—	—	—	2,850	6	17	..
China (exclusive of Hong- kong and Macao)	—	—	—	—	—	—	3,47,720	1,60,808	1,14,038	44,184
Japan	—	—	—	—	—	—	38,07,530	11,33,165	11,07,112	2,57,576
United States of America—										
Vid Atlantic Coast	—	—	—	—	—	—	18,84,100	1,22,232	1,37,190	74,497
" Pacific "	—	—	—	—	—	—	63,390	2,672	934	..
Other Foreign Countries	—	—	—	—	—	—	1,040	602	698	55
TOTAL FOREIGN COUNTRIES	—	—	—	—	—	—	62,55,270	15,15,102	15,60,718	4,89,798
Share of Bengal	—	—	—	—	—	—	29,09,840	9,44,431	4,61,747	2,72,886
" Bombay	—	—	—	—	—	—	43,05,379	12,64,558	16,65,595	1,91,981
" Sind	—	—	—	—	—	—	3,70,720	24,336	48,560	29,462
" Madras	—	—	—	—	—	—	1,25,420	22,863	31,048	8,199
" Burma	—	—	—	—	—	—	3,92,650	1,55,738	2,30,554	84,601
TOTAL	—	—	—	—	—	—	81,93,940	24,12,426	23,37,802	5,75,999(b)
Total value of Hosiery—										
United Kingdom	—	—	—	—	—	6,76,700	17,83,340	4,42,501	3,25,516	3,60,988
Ceylon	—	—	—	—	—	910	2,200	1,666	1,130	508
Straits Settlements (including Labuan)	—	—	—	—	—	72,010	34,550	37,716	6,379	20,576
Hongkong	—	—	—	—	—	2,33,610	4,60,930	7,57,666	5,76,429	5,05,554
Egypt †	—	—	—	—	—	..	1,150
New South Wales	—	—	—	—	—	2,642
Australian Commonwealth (Total)	—	—	—	—	—	2,642
Other British Possessions	—	—	—	—	—	60	100	705	50	50
TOTAL BRITISH EMPIRE	—	—	—	—	—	9,88,290	22,82,300	12,42,896	9,09,504	8,87,571
Germany	—	—	—	—	—	..	1,68,410	2,28,770	3,97,353	4,82,877
Netherlands	—	—	—	—	—	12,570	96,310	328	12	19
Belgium	—	—	—	—	—	..	5,410	492	4,435	..
France	—	—	—	—	—	..	1,890	281	2,083	1,226
Switzerland	—	—	—	—	—	2,310	59,090	63,713	11,597	..
Italy	—	—	—	—	—	2,319	8,214

(a) Separately recorded from 1920-21.
† Shown as a Foreign country from 1923-24.
(b) Duty was collected on Rs.74,064 in 1923-24.

GENERAL IMPORTS

No. 13 — continued

ARTICLES, AND COUNTRIES OF CONSIGNMENT; ALSO SHARE OF EACH PROVINCE	QUANTITY					VALUE				
	1919-20	1920-21	1921-22	1922-23	1923-24	1919-20	1920-21	1921-22	1922-23	1923-24
Textiles—continued						R	R	R	R	R
Cotton—continued										
Manufactures—continued										
Hosiery—concluded										
Total value of Hosiery—continued										
Austria						0,690
Hungary
Turkey, Asiatic						..	3,000
Persian Gulf	2,850	16	38	..
Siam
China (exclusive of Hongkong and Macao)						6,00,240	3,47,820	1,60,868	1,20,779	2,10,100
Japan						1,22,39,030	1,39,30,740	45,18,207	64,02,638	74,00,086
Portuguese East Africa						4,100	50
United States of America—										
Via Atlantic Coast						6,50,750	21,20,120	1,37,899	1,70,108	3,14,127
„ Pacific „	69,240	5,217	934	..
Other Foreign Countries						620	1,040	..	575	85
TOTAL FOREIGN COUNTRIES						1,35,16,400	1,88,05,830	51,05,701	71,12,866	85,06,844
Share of Bengal						93,51,770	1,09,05,200	27,66,281	34,55,550	45,30,613
„ Bombay						32,59,090	61,64,830	16,03,089	19,29,926	31,43,997
„ Sind						71,160	3,39,060	27,640	49,411	62,121
„ Madras						44,280	1,32,460	29,502	32,494	45,260
„ Burma						17,78,400	24,96,590	19,22,175	25,51,689	16,12,424
TOTAL						1,45,04,600	1,90,55,130	63,48,687	80,22,370	93,04,415
Lace and patent net (III. Q)—	Yards	Yards	Yards	Yards	Yards					
United Kingdom	607,607	604,314	239,275	625,830	618,132	5,23,050	8,30,040	2,21,565	5,20,412	7,08,108
Aden and Dependencies	4,273	1,970
Ceylon	11,136	2,950	2,630	7,892	2,337	4,580	2,120	1,087	3,243	1,040
Straits Settlements (including Labuan)	38	21,800	19	51	8,070	20	8,000	32	50	7,882
Hongkong	1,195	265	560	255	..
Zanzibar and Pemba	2,243	3,030
Mauritius and Dependencies	2,500	1,160
TOTAL BRITISH EMPIRE	625,554	721,307	243,119	634,038	628,539	5,30,780	8,38,230	2,23,194	5,23,960	7,17,030
Germany	1,393	12,458	39,834	70,601	..	2,690	14,670	38,529	36,206
France	60	9,782	125	6,008
Switzerland	1,206	35,845	995	52,508	20,736	4,340	59,070	2,239	59,616	28,286
Italy	6,163	6,952	6,162	6,054
Austria	1,358	1,529	..
Hungary
Persia	10,660	13,920
Japan	4,000	..	48	4,000	..	70	..
Portuguese East Africa	41,754	33,690
Other Foreign Countries	9	317	30	20	..	10	940	18	6
TOTAL FOREIGN COUNTRIES	42,959	41,247	13,770	90,901	121,751	38,030	65,770	17,840	1,06,046	90,480
Share of Bengal	100,374	238,494	41,160	108,761	2,30,924	92,240	3,27,900	36,790	1,00,246	1,86,947
„ Bombay	443,641	373,752	149,357	490,909	7,09,103	3,91,950	4,55,040	1,30,064	4,00,432	5,20,356
„ Madras	11,353	5,298	3,169	11,132	4,363	5,650	7,510	2,116	4,003	3,558
„ Burma	113,145	145,010	63,203	123,227	108,900	78,970	1,13,650	72,084	1,25,325	96,355
TOTAL	668,513	762,554	256,839	734,020	1,053,290	5,68,810	8,04,000	2,41,043	6,30,006	8,07,510
Piece goods—										
Grey (unbleached)—										
Plain grey—										
Chaddars (III. Q)—	Yards	Yards	Yards	Yards	Yards					
United Kingdom	24,677	14,960	18,670	9,879
Mesopotamia *	3,600	1,250	..
Kenya Colony	25	14
TOTAL BRITISH EMPIRE	..	24,677	14,984	3,600	18,670	9,893	1,250	..
Turkey, Asiatic	1,237	1,130
Red Sea	2,250	1,880
Persian Gulf
TOTAL FOREIGN COUNTRIES	3,487	3,010
Share of Bengal	24,677	14,969	18,670	9,879
„ Bombay	3,487	..	25	3,600	..	3,010	..	14	1,250	..
TOTAL	3,487	24,677	14,994	3,600	..	3,010	18,670	9,893	1,250	..

* Included in Turkey, Asiatic prior to 1921-22.

No. 13—continued

ARTICLES, AND COUNTRIES OF CONSIGNMENT; ALSO SHARE OF EACH PROVINCE	QUANTITY					VALUE				
	1919-20	1920-21	1921-22	1922-23	1923-24	1919-20	1920-21	1921-22	1922-23	1923-24
Textiles—continued										
Cotton—continued										
Manufactures—continued										
Piecegoods—continued										
Grey (unbleached)—continued										
Plain grey—continued										
Dhatis, Saris, and Scarves (III. Q)—	Yards	Yards	Yards	Yards	Yards	R	R	R	R	R
United Kingdom	1,296,718	873,697	1,262,884	861,719	256,208	7,04,220	1,99,410	4,98,838	1,55,744	1,19,742
Ceylon	25	..	154,477	193,682	..	20	..	70,182	70,860
Straits Settlements (including Labuan)	242	100
Kenya Colony	8,400	1,400
TOTAL BRITISH EMPIRE	1,296,718	873,722	1,266,284	616,196	450,132	7,04,220	1,99,430	5,00,238	2,25,926	1,06,702
China (exclusive of Hong- kong and Macao)	120,000	49,282	..
Japan	32,400	..	163,500	80,000	..	14,990	..	59,141	33,516	..
United States of America— Via Atlantic Coast	150,000	72,705	..
TOTAL FOREIGN COUNTRIES	32,400	..	163,500	350,000	..	14,990	..	59,141	1,55,563	..
Share of Bengal	47,817	56,554	354,000	24,816	..	26,340	23,608	1,57,151	9,231
.. Bombay	28,870	13,305	872,769	247,682	173,177	16,690	7,390	3,11,409	1,03,391	89,603
.. Sind	32,400	..	12,240	28,890	..	14,990	..	5,735	11,503	..
.. Madras	846,563	120,172	231,929	235,624	236,389	6,55,880	74,510	1,31,561	1,04,441	93,575
.. Burma	492,285	192,428	256,292	..	15,750	1,32,650	91,190	87,066	..	4,193
TOTAL	1,329,118	373,722	1,429,784	866,100	459,132	7,19,210	1,99,430	5,59,379	3,81,489	1,06,702
Drills and Jeans (III. Q)—	Yards	Yards	Yards	Yards	Yards					
United Kingdom	1,147,928	1,292,534	158,660	639,881	253,778	5,93,650	9,38,820	82,597	2,00,276	1,03,809
Aden and Dependencies	68,920	..	72,200	17,880	28,200	30,390	..	24,413	4,832	14,608
Hongkong	2,440	1,020
Egypt †	8,000	2,900
Seychelles	2,400	2,000
Other British Possessions	580	1,000	660	184	132	410	760	544	167	71
TOTAL BRITISH EMPIRE	1,217,428	1,301,644	236,360	657,946	282,110	6,24,460	9,42,540	1,11,174	2,05,276	1,18,548
Netherlands	24,606	9,548
China (exclusive of Hong- kong and Macao)	120,000	41	51,325	13
Japan	4,476,600	12,339,902	6,617,080	10,004,350	16,106,698	22,27,000	64,20,950	25,29,524	39,62,035	63,81,274
Portuguese East Africa	49,557	3,000	4,200	38,330	2,160	2,554
United States of America— Via Atlantic Coast	4,067,400	3,971,007	6,269,950	3,492,600	375,000	27,51,100	28,12,400	43,35,358	16,76,051	2,14,371
Other Foreign Countries	360	135	..
TOTAL FOREIGN COUNTRIES	8,593,557	16,314,509	16,887,030	13,617,310	16,519,538	50,46,620	92,35,510	68,64,882	56,76,140	60,07,755
Share of Bengal	1,121,000	2,313,206	2,536,440	1,998,400	2,543,200	6,51,470	11,93,690	11,16,342	8,30,968	10,22,292
.. Bombay	7,310,605	12,602,127	8,743,260	9,554,371	12,375,755	41,62,080	68,21,720	35,23,193	38,34,622	48,97,564
.. Sind	1,252,400	2,184,482	4,021,200	2,043,650	1,031,000	7,87,560	15,72,320	20,11,109	9,53,591	5,03,943
.. Madras	72,100	90,825	90,120	26,734	36,736	42,240	67,820	49,560	13,009	18,064
.. Burma	64,880	425,513	732,380	662,100	811,958	27,620	2,22,500	2,75,852	2,43,321	2,84,440
TOTAL	9,810,985	17,616,153	16,123,390	14,275,255	16,801,649	56,70,970	93,78,050(a)	69,70,056	68,75,421	67,26,313
Flannel and Flannelettes (III. Q)—	Yards	Yards	Yards	Yards	Yards					
United Kingdom	112	1,867	..	412,275	498	400	5,870	..	1,21,868	420
Zanzibar and Pemba	353	200
TOTAL BRITISH EMPIRE	465	1,867	..	412,275	498	600	5,870	..	1,21,868	420
Italy	5,713	2,234
Other Foreign Countries	52	5	121	100	5	277
TOTAL FOREIGN COUNTRIES	52	5	5,834	100	5	3,111
Share of Bengal	615	4,763	..	3,210	2,864
.. Bombay	353	250	260	20
.. Sind	950	..	411,674	2,410	..	1,21,463	..
.. Madras	52	52	706	569	..	20	100	385	647
.. Burma	112	430
TOTAL	465	1,867	52	412,280	6,332	600	5,870	100	1,21,873	3,541

(a) Duty was collected on Rs8,77,090 in 1920-21.
† Shown as a Foreign country from 1923-24.

ARTICLES, AND COUNTRIES OF CONSIGNMENT; ALSO SHARE OF EACH PROVINCE	QUANTITY					VALUE				
	1919-20	1920-21	1921-22	1922-23	1923-24	1919-20	1920-21	1921-22	1922-23	1923-24
						R	R	R	R	R
Textiles—continued										
Cotton—continued										
Manufactures—continued										
Piecegoods—continued										
Gray (unbleached)—continued										
Plain grey—continued										
Jaconet*, including Madapollams, and Cambrics (III. Q)—										
Mulls,										
United Kingdom	38,801,797	38,308,840	54,804,314	83,583,232	73,793,739	1,64,00,050	1,71,50,410	1,91,53,806	2,81,10,103	2,42,45,751
Aden and Dependencies	5,280	4,400	...	1,000	1,200
Ceylon	23,274	4,996	3,139	1,641	29,666	6,030	4,320	2,482	1,020	13,067
Straits Settlements (including Labuan)	2,091	1,840	6,743	2,683	1,793	1,000	1,000	3,901	1,820	1,006
Egypt †	3,780	—	..	1,740	—
TOTAL BRITISH EMPIRE	38,827,182	39,324,754	54,814,105	83,592,456	73,829,507	1,64,07,090	1,71,47,430	1,91,60,369	2,81,21,755	2,42,61,034
Japan	1,936,890	736,500	317,030	...	120,000	7,07,870	3,25,800	1,25,831	...	42,339
Share of Bengal	17,950,897	18,118,288	18,543,318	39,497,665	32,029,929	80,04,110	83,83,450	69,19,148	1,36,88,413	1,04,17,979
" Bombay	10,876,438	12,858,184	22,282,246	20,815,806	16,600,287	29,17,780	28,16,480	21,99,525	48,65,228	39,67,758
" Sind	1,629,098	1,681,126	2,284,047	2,691,101	2,090,411	5,41,470	2,24,520	7,20,019	7,39,686	5,33,406
" Madras	10,830,167	6,681,616	11,922,961	20,483,174	22,262,425	55,43,840	80,25,280	64,20,738	89,82,982	93,62,318
" Burma	17,747	54,040	98,653	129,710	66,455	7,750	24,470	34,473	45,446	21,904
TOTAL	40,764,043	39,061,354	65,131,225	83,592,466	72,940,507	1,71,14,960	1,74,73,230	1,92,86,900	2,81,21,755	2,43,03,362
Longcloth and Shirtings (III. Q)—	Yards	Yards	Yards	Yards	Yards					
United Kingdom	70,376,238	83,277,730	87,052,238	241,163,619	92,624,349	3,83,56,000	4,34,32,040	3,20,71,601	8,44,69,570	3,26,35,298
Ceylon	184	918	958	972	20,524	100	510	798	510	8,373
Straits Settlements (including Labuan)	430	18,696	45,416	472	1,438	280	6,920	21,677	309	679
Hongkong	79,635	31,318	10,365	12,693	104,387	13,710	7,030	2,410	4,583	45,529
Egypt †	65,500	36,820
Mauritius and Dependencies	22,500	6,750	...
Other British Possessions	37	10
TOTAL BRITISH EMPIRE	70,540,987	83,318,680	87,108,667	241,200,256	92,750,698	3,59,05,750	4,34,46,510	3,20,96,468	8,44,91,722	3,26,89,879
Netherlands	171,000	41,408	...	48,000	...	59,170	22,400	...	10,950	...
Italy	8,997	4,892
Philippine Islands and Guam	16,000	6,000
China (exclusive of Hongkong and Macao)	1,950	45,000	80,000	900	25,500	27,000
Japan	37,674,103	93,461,915	41,210,485	38,863,150	26,281,593	1,70,31,420	4,39,80,570	1,72,91,885	1,60,02,641	1,05,62,567
Portuguese East Africa	34,000	2,260	13,130	400
United States of America—										
Vid Atlantic Coast	46,000	21,000	956,161	25,870	9,850	2,99,460
Other Foreign Countries	1,894	4,025	...	740	937
TOTAL FOREIGN COUNTRIES	37,943,053	93,574,265	42,265,343	38,931,150	26,285,618	1,71,36,190	4,40,29,320	1,76,23,237	1,60,22,591	1,05,52,504
Share of Bengal	70,214,018	82,725,210	76,836,564	182,785,452	67,689,070	3,26,43,560	4,21,34,180	2,78,64,273	6,21,00,729	2,35,66,502
" Bombay	26,199,055	66,246,492	35,661,071	53,679,626	35,833,689	1,10,91,380	2,04,27,510	1,47,30,198	2,24,66,311	1,34,75,007
" Sind	10,621,505	18,232,668	5,371,391	18,933,518	6,834,866	54,69,240	78,26,720	21,62,573	72,00,734	25,68,747
" Madras	8,726,754	9,082,697	2,663,395	9,454,618	4,836,986	19,91,520	25,24,820	19,59,833	49,96,383	19,44,963
" Burma	8,752,719	7,604,191	8,841,959	10,377,192	4,141,606	18,46,120	40,18,080	26,62,559	49,34,156	16,97,564
TOTAL	114,484,040	161,892,954	129,364,310	280,131,406	119,036,316	5,30,41,940	8,74,25,830	4,97,19,723	10,05,04,313	4,32,43,383
Printers (III. Q)—	Yards	Yards	Yards	Yards	Yards					
.

† Shown as a Foreign country from 1923-24.
(a) Duty was collected on Rs. 32,32,027 in 1923-24.

No. 13—continued

ARTICLES, AND COUNTRIES OF CONSIGNMENT; ALSO SHARE OF EACH PROVINCE	QUANTITY					VALUE				
	1919-20	1920-21	1921-22	1922-23	1923-24	1919-20	1920-21	1921-22	1922-23	1923-24
Textiles—continued										
Cotton—continued										
Manufactures—continued										
Piecegoods—continued										
Grey (unbleached)—continued										
Plain grey—continued										
Sheetings (III. Q)—	Yards	Yards	Yards	Yards	Yards					
United Kingdom	42,813	170,521	148,007	206,105	319,088	20,830	1,12,230	47,048	1,36,034	1,31,040
Aden and Dependencies	60,960	3,333,750	112,500	5,250	...	38,050	10,30,500	36,150	3,128
Bahrain Islands	14,250	5,118
Straits Settlements (including Labuan)	81	45,000	40,030	40,000	...	40	18,000	16,102	15,337
Hongkong	100,000	59,375
Kenya Colony	16,200	12,406
Mauritius and Dependencies	14,800	9,700
Other British Possessions	3,850	900	...	1,700	351	...
TOTAL BRITISH EMPIRE	40,063	237,563	3,571,807	440,535	532,918	31,530	1,51,210	11,24,060	1,90,736	1,08,090
Maskat Territory and Trucial Oman	3,000	1,650
China (exclusive of Hongkong and Macão)	630,000	650,000	2,407,800	6,023,800	..	2,65,800	2,28,285	8,67,371	21,63,156
Japan	16,408,708	41,048,797	34,990,771	40,702,400	54,035,370	81,27,040	1,98,30,090	1,36,34,370	1,51,40,826	1,93,64,029
United States of America—										
Via Atlantic Coast	1,329,930	4,440,750	10,043,750	804,750	160,000	7,12,300	22,86,400	28,44,405	2,30,118	43,918
" Pacific "	440	1,350
Other Foreign Countries	270	1,800	1,200	100	702	475	...
TOTAL FOREIGN COUNTRIES	12,731,636	46,120,257	46,607,321	44,080,150	60,209,170	88,41,950	2,23,83,830	1,67,08,322	1,62,28,785	2,15,71,700
Share of Bengal	64,762	1,501,321	1,002,133	4,058,100	2,594,156	29,250	6,70,570	3,73,089	15,66,867	11,69,031
" Bombay	17,480,875	44,018,731	46,848,921	36,612,463	53,781,016	37,26,970	2,14,64,590	1,65,49,516	1,34,25,995	1,91,51,790
" Sind	52,300	98,986	8,374	17,331	128,000	23,750	68,640	18,391	6,143	45,761
" Madras	35,152	831	...	30	...	25,250	1,980	...	37	...
" Burma	145,300	738,000	2,304,800	3,827,716	3,838,917	68,280	8,29,980	8,92,095	14,91,189	14,01,808
TOTAL	17,778,299	46,357,810	50,164,128	44,615,685	60,742,068	88,73,480	2,25,35,040	1,78,32,001	1,64,10,521	2,17,70,380
T. Cloth and Domestic (III. Q)—	Yards	Yards	Yards	Yards	Yards					
United Kingdom	1,457,635	868,668	365,704	303,550	474,531	7,84,020	4,83,080	1,53,503	1,69,701	2,04,406
Hongkong	10,140	11,100	4,010	4,380
TOTAL BRITISH EMPIRE	1,467,775	877,768	365,704	303,550	474,531	7,88,030	4,87,460	1,53,503	1,69,701	2,04,406
Turkey, Asiatic
Persian Gulf	192	40
Persia	96	20	..
Japan	96,000	2,064,000	4,370	190,300	36,000	48,880	8,67,450	1,080	69,868	13,569
United States of America—										
Via Atlantic Coast	37,125	12,780
TOTAL FOREIGN COUNTRIES	96,192	2,064,000	31,025	190,290	36,000	48,920	8,67,450	14,760	69,378	13,569
Share of Bengal	47,808	30,000	59,991	18,428	8,015	20,443
" Bombay	431,429	2,016,083	276,795	419,399	28,800	2,69,680	8,54,280	1,18,878	1,77,591	12,432
" Sind	1,028,538	877,138	72,516	32,447	421,740	5,59,750	4,78,950	30,469	12,223	1,84,100
" Madras	24	600	40
" Burma	24,000	48,523	..	96,000	..	3,440	31,640	..	31,280	..
TOTAL	1,563,967	2,941,768	397,719	553,846	510,531	8,37,850	13,54,910	1,68,263	2,20,079	2,16,075
Unspecified descriptions (III. Q)—	Yards	Yards	Yards	Yards	Yards					
United Kingdom	202,512	347,604	405,670	179,102	431,436	2,47,950	3,23,140	2,05,518	1,14,269	2,26,592
Ceylon	5,753	14,078	3,741	2,238	7,983	1,973
Straits Settlements (including Labuan)	1,302	1,637	2,033	1,462	3,264	900	1,170	1,662	787	1,034
Hongkong	75,850	105,779	56,373	25,411	28,383	33,980	63,310	24,426	11,772	8,679
Natal	70,000	10,000
Other British Possessions	903	266	59	450	200	10
TOTAL BRITISH EMPIRE	280,667	425,246	500,004	220,653	464,924	2,83,180	4,06,510	2,37,063	1,34,771	2,39,177

(a) Duty was collected on Rs. 1,78,11,515 in 1921-22, and on Rs. 15,61,175 in 1923-24.

ARTICLES, AND COUNTRIES OF CONSIGNMENT; ALSO SHARE OF EACH PROVINCE	QUANTITY					VALUE				
	1919-20	1920-21	1921-22	1922-23	1923-24	1919-20	1920-21	1921-22	1922-23	1923-24
Textiles—continued										
Cotton—continued						R	R	R	R	R
Manufactures—continued										
Piecegoods—continued										
Grey (unbleached)—continued										
Plain grey—concluded										
Unspecified descriptions (III. Q)—continued	Yards	Yards	Yards	Yards	Yards					
France	2,306	4,635
Japan	132,695	4,312	14,203	235	20,564	1,93,900	11,950	21,921	30	6,379
United States of America—										
<i>Via</i> Atlantic Coast	2,897	7,000	...	75	8	5,240	2,880	...	20	9
Other Foreign Countries	200	1,080	...	302	60	90	200	...	675	60
TOTAL FOREIGN COUNTRIES	135,793	12,392	14,262	612	22,938	1,99,230	15,010	21,921	725	11,033
Share of Bengal	163,919	60,557	43,440	77,093	303,612	2,38,660	91,610	39,869	36,682	1,35,667
<i>"</i> Bombay	50,594	184,421	389,319	28,096	54,860	40,530	1,84,350	1,44,916	8,171	42,022
<i>"</i> Sind	4,109	3,816	402	888	360	7,120	4,890	1,461	333	194
<i>"</i> Madras	59,763	56,899	6,968	30,268	63,597	26,990	47,970	4,489	14,617	33,068
<i>"</i> Burma	138,154	132,485	133,607	84,920	65,533	1,69,110	1,42,710	69,503	75,693	39,468
TOTAL	416,459	437,678	574,296	221,265	487,762	4,82,410	4,21,520(a)	2,58,984	1,35,496	2,50,250
Total Plain grey—	Yards	Yards	Yards	Yards	Yards					
United Kingdom	119,325,753	120,564,453	144,302,742	327,034,483	167,152,607	5,46,16,210	6,23,52,310	5,22,26,780	11,34,88,568	5,70,68,018
Aden and Dependencies	69,020	72,240	3,405,950	130,350	87,850	30,390	30,950	10,54,922	41,021	17,036
Mesopotamia *	—	—	5	3,800	—	—	—	1	1,250	—
Bahrain Islands	—	—	14,350	..	—	—	—	5,116	..	—
Ceylon	24,381	7,144	0,070	171,768	247,653	6,610	5,640	5,008	79,714	1,00,287
Straits Settlements (including Labuan)	4,373	22,384	90,791	44,731	46,758	2,540	9,260	48,684	18,095	19,112
Hongkong	166,325	138,107	60,168	38,104	300,370	52,340	74,720	28,456	16,355	1,13,483
Egypt †	86,250	11,780	—	30,850	4,700	—
Natal	900	70,000	510	19,690
Kenya Colony	—	—	10,625	—	—	13,910
Mauritius and Dependencies	—	—	14,600	22,500	..	—	—	9,700	6,750	..
Seychelles	—	—	2,400	—	—	2,000
Other British Possessions	953	27	54	900	..	480	10	18	351	..
TOTAL BRITISH EMPIRE	119,677,855	129,886,225	147,938,405	327,446,466	167,786,218	5,47,45,330	6,25,06,260	5,33,93,395	11,36,53,004	5,79,08,836
Netherlands	171,000	41,406	..	48,000	33,000	50,170	22,460	..	19,950	9,543
France	14	2,632	..	20	5,224
Italy	8,697	..	6,713	4,892	..	2,834
Turkey, Asiatic
Red Sea	1,237	1,130
Persian Gulf	2,442	1,850	1,920	760
Maskat Territory and Trucial Oman	3,000	1,110	1,050	220
Philippine Islands and Guam	16,000	0,000
China (exclusive of Hongkong and Macao)	2,030	675,000	736,000	2,737,805	6,023,901	620	2,91,310	2,55,285	9,67,983	21,63,296
Japan	60,842,394	149,817,426	83,317,868	89,920,335	96,600,227	2,63,52,000	7,14,36,810	3,36,64,852	3,51,98,406	3,03,59,745
Portuguese East Africa	83,657	6,230	4,200	51,460	2,960	2,554
United States of America—										
<i>Via</i> Atlantic Coast	5,340,237	8,440,357	21,197,038	4,447,425	625,020	35,24,660	51,11,400	74,92,163	19,49,540	2,68,311
<i>"</i> Pacific	440	1,950
Other Foreign Countries	120	..	1,600	1,958	3,808	70	..	702	1,305	612
TOTAL FOREIGN COUNTRIES	66,473,007	159,983,923	105,261,403	97,155,523	193,109,090	3,10,98,660	7,68,66,920	4,14,17,894	3,81,37,193	3,88,02,059
Share of Bengal	89,514,291	110,792,453	99,081,296	228,807,710	105,650,537	4,15,67,070	5,25,22,380	3,63,56,027	7,53,94,815	3,63,33,929
<i>"</i> Bombay	69,431,637	197,637,743	116,674,896	126,261,038	118,747,783	2,72,27,360	6,36,26,560	4,05,76,654	4,46,86,559	4,16,36,766
<i>"</i> Sind	14,810,245	17,182,205	11,770,660	24,159,449	10,509,376	74,03,980	57,38,480	49,49,954	90,45,611	38,36,691
<i>"</i> Madras	15,189,499	14,062,657	14,966,025	30,266,154	27,136,602	82,85,720	57,41,920	79,06,766	1,35,11,857	1,14,69,759
<i>"</i> Burma	4,855,190	9,195,180	12,367,691	15,167,633	8,940,019	22,60,380	48,44,840	60,21,908	61,51,055	34,51,377
TOTAL	166,160,862	269,670,149	253,198,898	424,601,089	270,284,317	8,67,44,510	13,93,73,200	9,48,11,260	15,17,90,197	9,67,10,995

(a) Duty was collected on ₹4,01,830 in 1920-21.
* Included in Turkey, Asiatic prior to 1921-22.

No. 13—continued

ARTICLES, AND COUNTRIES OF CONSIGNMENT; ALSO SHARE OF EACH PROVINCE	QUANTITY					VALUE				
	1919-20	1920-21	1921-22	1922-23	1923-24	1919-20	1920-21	1921-22	1922-23	1923-24
Textiles—continued										
Cotton—continued										
<i>Manufactures—continued</i>										
<i>Piecegoods—continued</i>										
<i>Grey (unbleached)—continued</i>										
<i>Bordered grey—</i>										
<i>Chādars (III. Q)—</i>	Yards	Yards	Yards	Yards	Yards					
United Kingdom	269,887	413,798	352,174	629,818	729,892	1,76,230	3,09,330	2,05,521	2,47,817	2,61,372
Natal	3,076	1,360
TOTAL BRITISH EMPIRE	292,963	413,798	352,174	629,818	729,892	1,77,590	3,09,330	2,05,521	2,47,817	2,61,372
<i>Share of Bengal</i>	<i>269,887</i>	<i>413,798</i>	<i>352,174</i>	<i>629,818</i>	<i>729,892</i>	<i>1,76,230</i>	<i>3,09,330</i>	<i>2,05,521</i>	<i>2,47,817</i>	<i>2,61,372</i>
<i>„ Bombay</i>	<i>3,076</i>	<i>..</i>	<i>..</i>	<i>..</i>	<i>..</i>	<i>1,360</i>	<i>..</i>	<i>..</i>	<i>..</i>	<i>..</i>
TOTAL	292,963	413,798	352,174	629,818	729,892	1,77,590	3,09,330	2,05,521	2,47,817	2,61,372
<i>Dhātis, Śāris, and Scarves (III. Q)—</i>	Yards	Yards	Yards	Yards	Yards					
United Kingdom	344,956,894	290,266,098	381,703,383	605,664,302	481,700,087	13,75,81,940	12,45,07,050	13,13,70,250	15,33,57,826	13,35,28,640
Ceylon	311	10,693	72,278	398	9,626	30,383
Straits Settlements (including Labuan)	3,298	490	7,130	2,122	156	2,887
Mauritius and Dependencies	41,640	16,600
New South Wales	1,500	3,700
<i>Australian Commonwealth (Total)</i>	<i>..</i>	<i>..</i>	<i>..</i>	<i>..</i>	<i>1,500</i>	<i>..</i>	<i>..</i>	<i>..</i>	<i>..</i>	<i>3,700</i>
Other British Possessions	3,300	1,070
TOTAL BRITISH EMPIRE	344,960,194	290,266,098	381,808,591	605,674,475	481,871,805	13,75,83,010	12,45,07,050	13,13,88,370	15,23,67,610	13,35,65,610
Japan	1,896,200	610,850	172,500	110,632	339,000	6,48,240	2,03,630	75,911	39,097	94,845
United States of America— <i>Via Atlantic Coast</i>	<i>8,000</i>	<i>4,000</i>	<i>..</i>	<i>..</i>	<i>..</i>	<i>2,910</i>	<i>1,040</i>	<i>..</i>	<i>..</i>	<i>..</i>
Other Foreign Countries	110	..	8	60	..	8
TOTAL FOREIGN COUNTRIES	1,904,200	614,850	172,610	110,632	339,008	6,51,150	2,05,470	75,971	39,097	94,853
<i>Share of Bengal</i>	<i>1,834,658,165</i>	<i>276,407,624</i>	<i>378,404,388</i>	<i>490,705,752</i>	<i>416,046,965</i>	<i>13,17,83,660</i>	<i>11,51,30,370</i>	<i>12,97,96,875</i>	<i>14,53,60,198</i>	<i>12,66,62,995</i>
<i>„ Bombay</i>	<i>6,464,084</i>	<i>5,612,329</i>	<i>1,556,703</i>	<i>7,434,751</i>	<i>7,739,370</i>	<i>32,71,960</i>	<i>31,81,750</i>	<i>7,29,714</i>	<i>34,63,314</i>	<i>34,99,448</i>
<i>„ Sind</i>	<i>1,956,547</i>	<i>842,408</i>	<i>661,332</i>	<i>592,479</i>	<i>322,374</i>	<i>9,15,580</i>	<i>1,94,500</i>	<i>3,25,389</i>	<i>2,50,402</i>	<i>1,29,853</i>
<i>„ Madras</i>	<i>3,571,836</i>	<i>9,222,390</i>	<i>721,839</i>	<i>5,992,261</i>	<i>7,499,364</i>	<i>22,49,490</i>	<i>51,69,300</i>	<i>4,06,316</i>	<i>30,02,111</i>	<i>32,03,233</i>
<i>„ Burma</i>	<i>214,008</i>	<i>225,697</i>	<i>605,999</i>	<i>1,065,864</i>	<i>546,830</i>	<i>64,070</i>	<i>1,26,870</i>	<i>2,06,144</i>	<i>3,30,782</i>	<i>1,65,015</i>
TOTAL	346,964,394	290,881,048	381,981,201	605,791,107	482,207,903	13,82,34,760	12,48,02,520	13,14,04,341	15,24,06,607	13,36,00,463
<i>Drills and Jeans (III. Q)—</i>	Yards	Yards	Yards	Yards	Yards					
..
<i>Flannel and Flannellettes (III. Q)—</i>	Yards	Yards	Yards	Yards	Yards					
..
<i>Jaconets, including Madapolams, Mulls, and Cambrics (III. Q)—</i>	Yards	Yards	Yards	Yards	Yards					
United Kingdom	44,560	2,000	33,871	50,280	587	14,360
<i>Share of Madras</i>	<i>..</i>	<i>..</i>	<i>44,560</i>	<i>2,000</i>	<i>33,871</i>	<i>..</i>	<i>..</i>	<i>50,280</i>	<i>587</i>	<i>14,360</i>
<i>Longcloth and Shirtings (III. Q)—</i>	Yards	Yards	Yards	Yards	Yards					
United Kingdom	8,000	3,537
Straits Settlements (including Labuan)	15	10
TOTAL BRITISH EMPIRE	8,000	..	15	3,537	..	10
Portuguese East Africa	5,232	1,740
<i>Share of Bombay</i>	<i>5,232</i>	<i>..</i>	<i>..</i>	<i>..</i>	<i>..</i>	<i>1,740</i>	<i>..</i>	<i>..</i>	<i>..</i>	<i>..</i>
<i>„ Sind</i>	<i>..</i>	<i>..</i>	<i>8,000</i>	<i>..</i>	<i>..</i>	<i>..</i>	<i>..</i>	<i>3,537</i>	<i>..</i>	<i>..</i>
<i>„ Madras</i>	<i>..</i>	<i>..</i>	<i>..</i>	<i>..</i>	<i>15</i>	<i>..</i>	<i>..</i>	<i>..</i>	<i>..</i>	<i>10</i>
TOTAL	5,232	..	8,000	..	15	1,740	..	3,537	..	10

(a) Duty was collected on R13,14,48,741 in 1921-22, and on R13,36,56,763 in 1923-24.

ARTICLES, AND COUNTRIES OF CONSIGNMENT; ALSO SHARE OF EACH PROVINCE	QUANTITY					VALUE				
	1910-20	1920-21	1921-22	1922-23	1923-24	1910-20	1920-21	1921-22	1922-23	1923-24
Textiles—continued						R	R	R	R	R
Cotton—continued										
Manufactures—continued										
Piecegoods—continued										
Grey (unbleached)—continued	Yards	Yards	Yards	Yards	Yards					
Bordered grey—continued
Printers (III. Q)—										
	Yards	Yards	Yards	Yards	Yards					
Sheetings (III. Q)—
	Yards	Yards	Yards	Yards	Yards					
T. Cloth and Domestics (III. Q)—
	Yards	Yards	Yards	Yards	Yards					
Unspecified descriptions (III. Q)—	Yards	Yards	Yards	Yards	Yards					
United Kingdom	27,452	43,005	22,300	10,790	35,690	6,770
Other British Possessions	160	60	..	70	14	450	50	..	45	7
TOTAL BRITISH EMPIRE	27,602	43,065	22,300	70	14	10,240	35,690	6,770	45	7
Share of Bengal	6,168	22,900	12,070	6,770
.. Madras	27,602	37,600	..	70	14	10,240	23,620	..	45	7
TOTAL	27,602	43,065	22,300	70	14	10,240	35,690	6,770	45	7
Total Bordered grey—	Yards	Yards	Yards	Yards	Yards					
United Kingdom	345,274,333	290,723,245	382,100,416	600,256,120	432,554,750	13,77,70,060	12,48,51,370	13,16,06,368	15,26,00,232	13,38,04,362
Ceylon	60	311	19,708	72,302	..	50	398	0,571	30,380
Straits Settlements (including Labuan)	3,208	490	7,145	2,122	150	2,627
Federated Malay States	950	1,250
Natal	3,076	1,360
Mauritius and Dependencies	41,600	15,600
New South Wales	1,500	3,700
Australian Commonwealth (Total)	1,500	3,700
Other British Possessions	2,500	870
TOTAL BRITISH EMPIRE	345,280,759	290,723,305	382,235,625	600,206,303	432,635,687	13,77,80,440	12,48,51,420	13,16,21,478	15,26,15,050	13,38,41,340
Japan	1,696,200	610,060	173,600	116,692	330,000	6,48,240	2,03,830	75,011	30,007	94,845
Portuguese East Africa	5,232	1,740
United States of America—										
Via Atlantic Coast	9,000	4,000	2,910	1,640
Other Foreign Countries	110	..	8	60	..	8
TOTAL FOREIGN COUNTRIES	1,009,432	614,060	173,610	116,692	330,008	6,52,890	2,05,470	75,071	30,007	94,853
Share of Bengal	334,949,052	275,827,331	378,779,302	491,335,570	416,776,867	13,19,09,830	11,54,51,330	13,00,09,169	14,06,08,015	12,69,24,297
.. Bombay	6,472,322	5,612,829	1,686,703	7,484,751	7,724,370	22,75,060	21,81,780	7,29,714	24,63,914	24,92,408
.. Sind	1,986,647	842,408	669,322	639,479	322,374	9,15,680	1,94,600	3,28,986	2,50,402	1,29,583
.. Madras	2,559,188	2,270,490	766,399	5,922,331	7,633,264	22,68,730	61,92,910	4,26,496	30,02,056	32,17,539
.. Burma	214,002	225,627	605,222	1,067,864	546,530	64,070	1,25,370	2,06,144	3,31,369	1,65,015
TOTAL	347,100,191	291,338,265	382,408,235	600,422,905	432,971,695	13,84,33,330	12,51,46,690	13,17,00,440	15,26,53,050	13,30,36,202

No. 18—continued

ARTICLES, AND COUNTRIES OF CONSIGNMENT; ALSO SHARE OF EACH PROVINCE	QUANTITY					VALUE				
	1919-20	1920-21	1921-22	1922-23	1923-24	1919-20	1920-21	1921-22	1922-23	1923-24
Textiles—continued										
Cotton—continued										
Manufactures—continued										
Piecegoods—continued										
Grey (unbleached)—continued										
Total Grey (unbleached)										
Plain and Bordered—										
United Kingdom	464,599,986	420,267,698	526,493,158	833,320,608	599,707,357	19,23,03,170	18,72,03,680	18,38,33,138	26,60,04,800	19,14,62,380
Aden and Dependencies	71,420	72,240	8,405,950	180,380	37,850	31,260	39,950	10,64,022	41,021	17,936
Mesopotamia*	—	—	5	3,600	..	—	—	1	1,250	..
Bahrain Islands	14,250	5,116
Ceylon	24,381	7,204	10,281	191,531	319,945	6,610	5,690	6,006	89,235	1,30,677
Straits Settlements (including Labuan)	4,378	22,384	103,029	45,211	53,883	2,540	9,260	49,006	19,151	22,009
Federated Malay States	950	27	54	1,250	10	18
Hongkong	160,325	138,197	69,168	33,104	300,370	52,240	74,720	28,456	10,355	1,13,483
Egypt†	86,250	11,780	—	36,850	4,700	—
Natal	3,978	70,000	1,870	19,690
Kenya Colony	19,625	13,910
Mauritius and Dependencies	56,200	22,500	25,300	6,750	..
Seychelles	2,400	2,000
New South Wales	1,500	3,700
Australian Commonwealth (Total)	1,500	3,700
Other British Possessions	958	900	..	480	351	..
TOTAL BRITISH EMPIRE	464,958,614	420,609,530	530,174,120	833,752,829	600,420,906	19,25,26,270	18,73,57,700	18,50,17,873	26,62,68,963	19,17,50,185
Netherlands	171,000	41,496	..	48,000	33,600	59,170	32,460	..	19,950	9,543
France	14	2,632	..	20	5,224
Italy	8,697	..	5,713	4,892	..	2,834
Turkey, Asiatic
Red Sea	1,237	1,130
Persian Gulf	2,442	1,850	1,920	700
Mascat Territory and Trucial Oman	3,000	1,110	110	1,650	220	60
Philippine Islands and Guam	16,000	6,000
China (exclusive of Hongkong and Muko)	2,030	675,000	736,000	2,737,806	6,023,901	620	2,91,300	2,55,285	9,67,983	21,63,236
Japan	62,743,594	150,428,376	83,490,368	90,036,967	99,936,225	2,90,00,240	7,17,30,640	3,37,40,763	3,52,37,503	3,64,54,500
Portuguese East Africa	88,789	6,230	4,200	53,200	2,660	2,554
United States of America— Vid Atlantic Coast	5,354,227	3,444,357	21,197,088	4,447,425	525,020	35,27,570	51,13,040	74,92,163	19,49,540	2,58,311
“ Pacific “	440	1,350
Other Foreign Countries	120	..	1,800	1,958	3,816	70	..	702	1,305	620
TOTAL FOREIGN COUNTRIES	68,382,439	159,598,873	105,434,013	97,272,155	103,585,107	3,26,51,570	7,71,62,390	4,14,93,865	3,81,76,290	8,88,06,912
Share of Bengal	424,462,313	386,619,784	477,860,528	720,143,280	522,427,394	17,34,76,960	16,79,73,710	16,63,65,196	22,40,02,830	16,32,52,226
“ Bombay	68,901,029	143,249,972	116,661,599	133,698,789	126,540,153	3,06,02,420	6,67,07,330	4,13,06,348	4,81,60,073	4,51,36,174
“ Sind	16,466,792	17,624,613	12,440,492	24,751,928	10,831,750	83,19,660	99,32,939	52,78,880	22,96,013	39,65,974
“ Madras	18,738,097	23,333,157	15,672,424	36,198,436	34,669,866	1,04,64,460	1,49,34,860	83,33,962	1,65,13,913	1,46,70,331
“ Burma	4,769,192	9,480,877	12,973,090	16,235,502	9,486,849	23,24,450	49,71,310	52,28,032	64,52,424	36,16,392
TOTAL	533,341,053	580,208,403	635,608,133	931,024,984	703,956,012	22,51,77,840	26,45,20,090	22,65,11,738	30,44,45,253	23,06,47,097
White (bleached)—										
Chādars (III. Q)—										
United Kingdom	419,265	479,149	396,165	413,737	487,271	1,91,610	2,28,650	1,49,966	1,46,261	1,62,038
Ceylon	62	60
TOTAL BRITISH EMPIRE	419,327	479,149	396,165	413,737	487,271	1,91,670	2,28,650	1,49,966	1,46,261	1,62,038
Mascat Territory and Trucial Oman	48	40
Share of Bengal	419,325	479,149	396,165	409,330	487,271	1,91,610	2,28,650	1,49,966	1,46,261	1,62,038
“ Sind	48	4,157	..	40	1,355	..
“ Madras	62	60
TOTAL	419,375	479,149	396,165	413,737	487,271	1,91,610	2,28,650	1,49,966	1,46,261	1,62,038

GENERAL IMPORTS

(460)

No. 13—continued

ARTICLES, AND COUNTRIES OF CONSIGNMENT; ALSO SHARE OF EACH PROVINCE	QUANTITY					VALUE				
	1919-20	1920-21	1921-22	1922-23	1923-24	1919-21	1920-21	1921-22	1922-23	1923-24
Textiles—continued						R	R	R	R	R
Cotton—continued										
Manufactures—continued										
Fleecgoods—continued										
White (bleached)—continued										
Checks, Spots, and Stripes (III. Q)—	Yards	Yards	Yards	Yards	Yards					
United Kingdom	3,915,444	8,343,779	1,404,160	5,680,270	7,708,501	24,55,980	59,29,610	7,64,198	27,35,505	35,02,893
Ceylon	65	2,080	40	1,127
Straits Settlements (including Labuan)	90	3,600	7,500	430	22	90	1,560	2,750	278	11
Other British Possessions	1,607	560	904	420	..
TOTAL BRITISH EMPIRE	3,915,534	8,347,379	1,503,267	6,681,325	7,710,609	24,56,070	59,31,170	7,67,847	27,36,243	35,94,021
Netherlands	20,030	9,600	20,580	14,100
Belgium	3,400	..	1,535	197	..	4,690	..	940	345
France	73,196	82,950
Switzerland	23,003	410,085	12,865	92,375	714,212	30,000	5,42,870	19,752	85,104	6,40,908
Italy	42,040	..	10,506	12,407	..	85,950	..	7,049	14,130
Austria	7,543	6,564	6,056	5,113
Hungary
Native States in Arabia other than Maskat Territory and Trucial Oman	2,100	630
Perua	6,890	2,180
Japan	584	47,000	9,600	650	24,000	3,600
United States of America—Via Atlantic Coast	6,000	..	112	11,455	..	6,300	..	152	7,312
TOTAL FOREIGN COUNTRIES	23,567	603,001	38,955	112,071	740,925	30,650	7,73,280	39,638	98,397	6,08,507
Share of Bengal	917,184	821,037	306,827	738,206	1,339,024	6,07,270	5,81,900	1,58,274	3,68,679	6,77,123
.. Bombay	612,904	916,184	236,073	681,580	1,073,255	3,50,690	6,01,340	1,24,033	3,24,312	5,11,464
.. Sind	2,304,313	6,949,069	903,244	4,262,396	5,961,960	14,79,920	53,58,440	4,79,869	20,68,391	30,96,651
.. Madras	12,954	69,577	12,915	41,933	17,278	10,050	56,090	7,219	40,809	12,184
.. Burma	91,766	194,513	83,163	69,231	66,027	38,790	1,03,780	38,090	34,449	35,106
TOTAL	3,939,121	8,950,380	1,542,222	6,793,396	8,457,544	24,86,720	67,04,550	8,07,485	28,34,640	42,02,728 (a)
Shirts, Suits, and Scarves (III. Q)—	Yards	Yards	Yards	Yards	Yards					
United Kingdom	37,902,568	35,640,741	31,943,923	44,932,028	45,688,083	1,80,56,080	1,05,98,410	1,34,28,838	1,06,78,142	1,03,24,248
Aden and Dependencies	9,627	24,900	..	5,750	11,127	..
Ceylon	10	1,217	4,504	10	932	2,600
Other British Possessions	40	734	..	30	206	..
TOTAL BRITISH EMPIRE	37,912,303	35,640,741	31,943,923	44,958,679	45,692,587	1,80,61,870	1,05,98,410	1,34,28,836	1,06,90,408	1,03,26,754
Germany	8,050	15,790
Switzerland	1,190	14,468	870	26,210
TOTAL FOREIGN COUNTRIES	1,190	22,518	870	41,970
Share of Bengal	26,135,597	29,155,474	23,156,107	35,566,482	36,820,670	1,15,98,960	1,25,67,950	1,12,37,368	1,18,15,602	1,20,32,865
.. Bombay	9,825,112	4,971,635	3,260,260	7,219,338	6,852,772	58,98,530	30,99,140	18,90,546	36,73,236	32,71,544
.. Sind	1,285,941	436,895	171,438	392,150	297,597	8,13,170	2,90,180	85,432	1,91,715	1,19,244
.. Madras	630,518	1,041,636	330,798	1,600,156	1,620,603	3,91,370	6,52,170	2,08,441	9,35,168	8,61,218
.. Burma	36,325	66,559	22,320	180,773	100,943	19,420	21,440	11,049	74,547	38,883
TOTAL	37,913,463	35,072,219	31,913,923	44,958,679	45,692,587	1,80,62,740	1,06,40,380	1,34,28,836	1,06,90,408	1,03,26,754
Drills and Jeans (III. Q)—	Yards	Yards	Yards	Yards	Yards					
United Kingdom	2,550,116	4,739,259	770,113	1,384,181	2,231,030	23,28,310	48,46,690	7,59,060	10,61,423	17,75,120
Aden and Dependencies	3,030	2,110
Ceylon	1,201	270	60	20	306	1,570	250	40	22	328
Straits Settlements (including Labuan)	18,879	1,800	2,651	300	3,534	14,580	1,710	2,420	250	2,577
Hongkong	680	83	2,580	2,800	500	520	50	2,360	2,100	200
Zanzibar and Pemba	11,259	10,010
Kenya Colony	34,964	..	40	28,570	..	26
TOTAL BRITISH EMPIRE	2,617,009	4,744,412	775,444	1,887,361	2,237,700	23,79,560	48,50,310	7,63,906	10,63,795	17,78,425

(a) Duty was collected on Rs 2,62,191 in 1923-24.

No. 13—continued

ARTICLES, AND COUNTRIES OF CONSIGNMENT; ALSO SHARE OF EACH PROVINCE	QUANTITY					VALUE				
	1919-20	1920-21	1921-22	1922-23	1923-24	1919-20	1920-21	1921-22	1922-23	1923-24
Textiles—continued										
Cotton—continued										
Manufactures—continued										
Piecegoods—continued										
White (bleached)—continued										
Drills and Jeans (III. Q)—continued	Yards	Yards	Yards	Yards	Yards	R	R	R	R	R
Netherlands	5,976	..	14,400	833	..	1,300	..	4,106	566
Italy	17,600	10,645	..	2,700	..	11,000	6,698	..	1,519
Japan	576,140	1,335,104	1,223,200	1,738,092	1,170,215	3,44,580	8,25,340	5,76,667	7,41,417	4,90,901
Portuguese East Africa	46,030	45	42,800	50
(Italian East Africa (Somaliland and Eritrea)	2,060	2,740
United States of America—Vid Atlantic Coast	10,736	209,331	18,559	16,300	1,51,160	7,744
Other Foreign Countries	906	165	790	300
TOTAL FOREIGN COUNTRIES	641,906	1,570,977	1,247,569	1,758,092	1,182,793	4,08,030	9,06,130	5,91,404	7,45,613	4,93,166
Share of Bengal	1,241,838	1,904,027	1,396,481	2,108,938	1,335,567	9,73,870	15,95,840	7,66,983	11,11,686	7,76,581
" Bombay	1,548,200	3,030,734	417,627	499,125	1,398,866	14,36,710	30,47,370	4,57,046	3,98,263	11,78,989
" Sind	77,438	332,638	240	36,899	183,374	80,070	3,75,270	450	26,521	1,25,577
" Madras	11,439	13,925	9,591	1,769	14,187	8,100	16,020	7,439	1,190	13,072
" Burma	380,006	1,034,095	199,068	493,722	288,360	2,85,040	8,72,440	1,23,392	2,71,748	1,77,062
TOTAL	3,259,005	6,315,410	2,023,013	3,140,453	3,120,553	27,82,160	58,46,940(a)	13,65,310(a)	18,00,408(a)	22,71,581(a)
Flannel and Flannellettes (III. Q)—	Yards	Yards	Yards	Yards	Yards					
United Kingdom	4,969	272,900	10,672	1,962	1,822	3,400	1,02,630	5,586	1,321	1,319
Other British Possessions	20	720	..	47	..	20	720	..	47
TOTAL BRITISH EMPIRE	4,969	278,920	11,392	1,962	1,869	3,400	1,02,650	6,306	1,321	1,366
Netherlands	13,982	9,420
Japan	88,300	..	48,870	35,704	..	53,010	..	19,032	11,700
Other Foreign Countries	12	20	10	20
TOTAL FOREIGN COUNTRIES	13,982	88,311	20	48,870	35,704	9,420	53,020	20	19,032	11,700
Share of Bengal	9,865	26,164	10,616	40,243	1,220	6,770	24,270	5,466	14,952	946
" Bombay	5,370	307,617	..	185	255	3,970	1,92,390	..	143	188
" Sind	1,068	10,580	..	627	..	730	6,340	..	320	..
" Madras	2,388	156	377	186	..	1,840	120	238	108
" Burma	2,628	26,501	740	9,400	37,912	1,350	20,830	740	4,700	11,829
TOTAL	18,031	367,350	11,412	50,832	37,573	12,820	2,45,670	6,326	20,353	13,066
Jaconets, Madapollams, Cambrics, and Muslins (III. Q)—	Yards	Yards	Yards	Yards	Yards					
United Kingdom	9,325,323	10,441,859	5,111,171	6,412,116	7,214,963	58,27,360	75,95,360	28,79,320	32,27,066	37,71,407
Ceylon	698	1,855	28,783	9,053	4,280	480	1,780	12,917	7,426	3,301
Straits Settlements (including Labuan)	132,601	54,759	135,536	61,592	102,929	77,140	28,170	82,817	36,062	55,304
Zanzibar and Pamba	19,000	7,500
Other British Possessions	60	..	100	57	12	50	..	100	71	6
TOTAL BRITISH EMPIRE	9,477,682	10,407,973	5,275,640	6,482,818	7,322,184	59,12,630	76,25,310	29,75,154	32,72,126	38,30,078
Netherlands	589,177	754,742	405,172	315,907	438,982	3,76,480	5,30,250	2,30,616	1,63,716	2,25,014
Belgium	8,492	6,077	..	10,460	4,856
France	1,000	4,073	..	2,340	..	810	6,031	..	2,917
Switzer and	158,689	316,781	44,942	287,183	514,190	1,18,930	4,13,200	40,494	2,51,839	4,48,929
Italy	23,285	..	940	3,753	..	35,040	..	969	3,381
Austria	7,336	10,965
Hungary
China (exclusive of Hongkong and Macao)	40	..	2,400	30	..	1,920
Japan	88,610	11,616	..	990	..	50,020	21,270	..	495	..
Portuguese East Africa	4,339	2,441
United States of America—Vid Atlantic Coast	50	10,000	..	107	42	40	5,470	..	84	47
" Pacific	259	509	310	530	720	180
TOTAL FOREIGN COUNTRIES	886,824	1,126,375	461,236	635,127	970,170	5,45,980	10,17,220	2,89,842	4,17,103	6,97,099
Share of Bengal	4,727,583	3,904,128	2,781,834	2,558,110	3,267,375	31,53,830	37,70,500	16,93,384	15,05,666	19,91,678
" Bombay	3,154,067	3,592,630	518,264	1,397,209	1,963,808	17,57,370	23,67,720	3,27,378	6,41,989	10,74,951
" Sind	437,735	837,957	21,846	283,931	93,625	3,08,120	6,54,570	0,269	1,71,763	2,51,947
" Madras	558,764	1,192,604	1,354,742	1,115,039	1,437,971	3,34,870	7,36,020	4,94,688	4,28,263	6,26,913
" Burma	1,126,037	2,096,979	1,060,191	1,763,656	1,199,673	9,07,300	15,13,730	6,40,079	9,41,547	6,81,568
TOTAL	10,314,506	11,624,348	5,736,876	7,117,945	8,292,354	64,58,510	86,42,500(b)	32,64,706	36,89,228	45,27,087

(a) Duty was collected on Rs58,39,200 in 1920-21, on Rs13,84,843 in 1921-22, on Rs17,57,331 in 1922-23, and on Rs22,63,196 in 1923-24.
(b) Duty was collected on Rs6,42,230 in 1920-21.

GENERAL IMPORTS

(462)

No. 13—continued

ARTICLES AND COUNTRIES OF CONSIGNMENT; ALSO SHARE OF EACH PROVINCE	QUANTITY					VALUABLE				
	1919-20	1920-21	1921-22	1922-23	1923-24	1919-20	1920-21	1921-22	1922-23	1923-24
						R	R	R	R	R
Textiles—continued										
Cotton—continued										
Manufactures—continued										
Placegoods—continued										
White (bleached)—continued										
Lawns (III. Q)—	Yards	Yards	Yards	Yards	Yards					
United Kingdom . . .	4,115,190	8,449,717	4,688,081	8,077,477	7,683,601	25,55,570	61,16,530	34,77,251	56,94,086	46,91,743
Aden and Dependencies . . .	10,650	5,770
Ceylon	120	27
Straits Settlements (including Labuan) . . .	56	..	32	2,000	..	40	..	56	1,450	..
TOTAL BRITISH EMPIRE	4,125,896	8,449,717	4,688,083	8,079,477	7,683,621	25,61,360	61,16,530	34,77,307	56,96,136	46,91,770
Switzerland	7,095	13,509	..	6,400	10,198
China (exclusive of Hong-kong and Macao) . . .	2,000	1,260
Japan	23,500	209,000	13,250	1,05,600
Other Foreign Countries . . .	225	59	1,320	120	47	310
TOTAL FOREIGN COUNTRIES	30,725	216,095	..	59	14,829	14,630	1,12,000	..	47	10,508
Share of Bengal	637,691	611,033	380,086	1,207,693	788,894	3,63,470	3,77,180	1,97,626	5,47,696	3,49,787
“ Bombay	351,900	1,036,328	190,063	1,132,356	538,089	4,35,120	6,23,830	37,709	4,38,172	2,44,389
“ Sind	72,868	209,413	82,841	162,311	113,625	42,160	1,36,730	30,995	72,352	59,160
“ Madras	65,044	167,495	61,969	58,989	108,115	38,040	1,15,380	41,385	29,690	55,490
“ Burma	3,529,124	6,641,545	4,053,104	6,118,183	6,149,627	16,97,230	49,75,410	31,19,593	45,68,273	39,93,452
TOTAL	4,156,621	8,665,812	4,688,063	8,679,636	7,693,450	25,76,010	62,28,530	34,77,807	56,96,183	47,02,276
Longcloth and Shirtings (III. Q)—	Yards	Yards	Yards	Yards	Yards					
United Kingdom	70,328,310	101,416,093	43,593,333	66,020,811	62,371,387	3,78,84,950	5,75,47,100	2,10,89,546	2,79,78,460	2,70,54,897
Aden and Dependencies . . .	222,027	8,000	2,000	3,570	3,960	86,140	4,000	700	1,202	2,007
Ceylon	19,067	726	11,589	16,714	4,924	11,850	620	8,868	10,130	2,526
Straits Settlements (including Labuan) . . .	24,485	42,200	83,081	2,174	2,517	16,300	19,210	15,831	1,421	1,376
Hongkong	8,168	8,826	1,035	3,184	6,099	5,650	6,600	780	5,929	4,491
Natal	298,430	12,641	1,41,670	5,210
Zanzibar and Pemba	273,941	55,530	92,900	20,410
Kenya Colony	587,312	68,000	2,00,760	18,970
Other British Possessions	502	40	386	15	..
TOTAL BRITISH EMPIRE	71,761,676	101,611,980	43,641,640	66,060,493	62,388,987	3,79,40,210	5,76,22,020	2,11,16,851	2,79,97,157	2,70,65,296
Germany	16,122	7,122
Netherlands	3,386,077	4,768,888	3,976,180	2,821,899	3,962,584	24,84,180	32,96,600	24,69,409	16,25,670	20,52,800
France	147	696	..	500	684	740	990	..	415	1,030
Italy	16,602	12,420
Turkey, Asiatic
Persian Gulf	84,000	54,660
Persia	16,000	3,600	..	12,567	..	10,790	1,800	..	5,642	..
China (exclusive of Hong-kong and Macao) . . .	3,720	200	..	3,070	87	..
Japan	1,898,066	2,073,202	648,150	478,910	854,620	10,24,940	11,80,470	2,49,070	2,03,270	3,64,628
Portuguese East Africa	96,985	46,740	2,000	59,410	27,590	1,440
United States of America—										
Vid Atlantic Coast	85,224	10,000	161	140	134	33,860	5,650	137	58	109
“ Pacific	169	240
Other Foreign Countries	1,000	..	410	135	2,050	300	..	250	70	935
TOTAL FOREIGN COUNTRIES	5,566,338	6,909,598	4,621,901	3,314,341	4,826,194	36,72,200	45,25,520	27,20,306	18,35,221	24,26,624

No. 13—continued

ARTICLES, AND COUNTRIES OF CONSIGNMENT; ALSO SHARE OF EACH PROVINCE	QUANTITY					VALUE				
	1910-20	1920-21	1921-22	1922-23	1923-24	1910-20	1920-21	1921-22	1922-23	1923-24
						R	R	R	R	R
Textiles—continued										
Cotton—continued										
Manufactures—continued										
Piecegoods—continued										
White (bleached)—continued										
Longcloth and Shirtings (III. Q)—continued	Yards	Yards	Yards	Yards	Yards					
Share of Bengal	14,313,689	19,407,894	8,570,927	11,117,857	10,219,469	86,78,430	1,09,12,160	43,13,124	44,07,814	44,02,821
„ Bombay	25,444,588	27,670,980	11,605,822	11,610,116	16,359,040	1,88,65,280	1,52,74,920	54,61,210	49,35,131	68,22,123
„ Sind	26,349,872	43,410,692	18,306,956	36,054,621	23,713,504	1,46,77,350	2,55,14,920	96,27,090	1,52,06,068	1,27,89,741
„ Madras	766,727	1,193,307	160,993	316,923	494,486	4,37,870	8,11,310	1,06,348	1,55,249	2,78,208
„ Burma	9,953,729	16,638,601	9,017,639	10,265,317	11,428,582	60,03,740	96,34,210	43,28,956	49,19,522	52,69,027
TOTAL	77,328,018	108,521,684	48,163,441	69,364,834	67,216,081	4,16,12,410	6,21,47,540^(a)	2,88,96,637^(a)	2,08,32,378^(a)	2,04,91,820^(a)
Mulls (III. Q) —	Yards	Yards	Yards	Yards	Yards					
United Kingdom	108,880,971	93,600,320	138,252,379	159,054,592	164,401,557	5,08,86,539	4,47,00,460	5,58,58,922	5,63,77,144	5,56,66,532
Aden and Dependencies	666,520	5,530	16,100	1,38,080	2,198	6,078
Ceylon	15,992	21,985	51,953	40,141	170,202	11,980	21,420	28,740	24,671	87,142
Straits Settlements (including Labuan)	4,858	16,625	6,486	3,363	3,286	3,720	15,860	5,846	2,189	2,236
Federated Malay States	20,169	..	7	..	12	17,630	..	6	..	10
TOTAL BRITISH EMPIRE	109,587,201	93,644,980	138,310,775	159,103,632	164,591,157	5,08,87,920	4,47,37,740	5,58,63,514	5,64,06,202	5,57,80,098
Netherlands	27,851	..	30,614	51,840	..	16,400	..	16,922	25,967
Switzerland	6,000	15,018	..	6,140	7,451
Perals	13,260	3,700	920	5,150	1,850	455
China (exclusive of Hong-kong and Macao)	228,750	70,430
Portuguese East Africa	2,000	1,150
Other Foreign Countries	160	..	49	100	..	35
TOTAL FOREIGN COUNTRIES	13,420	266,301	2,969	30,614	66,858	5,250	94,320	1,640	16,922	33,418
Share of Bengal	23,518,373	25,111,328	50,204,910	42,831,415	39,403,697	1,27,74,680	1,14,91,080	1,88,85,524	1,42,95,559	1,25,20,751
„ Bombay	24,604,449	18,735,071	22,438,885	23,032,632	31,309,295	1,17,80,450	99,95,210	1,00,30,757	84,30,017	1,14,93,657
„ Sind	47,621,826	40,422,063	53,219,547	78,678,646	74,753,484	2,08,44,530	1,71,10,810	1,93,90,753	2,59,26,607	2,19,93,660
„ Madras	7,085,141	7,466,949	9,139,384	11,000,724	15,621,786	46,69,980	69,00,030	61,38,347	62,83,622	83,91,985
„ Burma	1,790,832	2,177,820	3,311,018	3,540,779	7,669,253	9,13,530	13,25,490	15,09,673	14,87,319	14,05,363
TOTAL	109,600,621	93,911,231	138,313,744	159,134,246	164,657,515	5,08,88,170	4,48,32,500	5,58,95,154^(b)	5,64,23,124^(b)	5,58,14,416^(b)
Nainsooks (III. Q)—	Yards	Yards	Yards	Yards	Yards					
United Kingdom	58,453,928	120,218,117	67,497,168	90,388,450	87,307,964	2,31,10,500	4,70,00,780	2,11,88,991	2,53,45,575	2,39,82,856
Aden and Dependencies	135,294	24,130
Ceylon	8,982	40	38	12	24,009	3,380	20	22	9	9,607
Other British Possessions	12	40	10	380	2,490	10	40	12	208	934
TOTAL BRITISH EMPIRE	58,598,216	120,218,197	67,497,211	90,388,842	87,334,463	2,31,38,520	4,70,00,840	2,11,84,025	2,53,45,790	2,39,98,197
Netherlands	88,488	224,430	..	80	86,882	53,280	1,39,070	..	72	16,457
Belgium	2,024	2,298
France	4,800	3,777	..
Switzerland	380,430	1,172,608	37,060	310,422	932,953	4,12,330	12,88,940	28,420	2,61,460	8,20,828
Italy	9,600	66,279	..	42,410	84,227	14,500	91,960	..	34,723	62,720
Austria	27,209	22,168
Hungary
Turkey, Asiatic
Persian Gulf	8,444	4,310
Makat Territory and Trucial Oman	15,230	3,950
Perals	30,800	28,028	15,928	19,080	13,080	4,561
Portuguese East Africa	5,786	1,470
Other Foreign Countries	1,195	28	6	12	..	280	48	5	15
TOTAL FOREIGN COUNTRIES	530,334	1,499,984	53,616	363,718	1,133,307	5,04,640	15,29,160	31,029	3,00,027	9,24,480

(a) Duty was collected on R8,21,44,370 in 1920-21, on R2,38,09,981 in 1921-22, on R2,97,78,116 in 1922-23, and on R2,94,80,698 in 1923-24.
 (b) Duty was collected on R5,68,94,419 in 1921-22, on R5,64,00,740 in 1922-23 and on R5,58,13,211 in 1923-24.

ARTICLES, AND COUNTRIES OF CONSIGNMENT; ALSO SHARE OF EACH PROVINCE	QUANTITY					VALUE				
	1919-20	1920-21	1921-22	1922-23	1923-24	1919-20	1920-21	1921-22	1922-23	1923-24
Textiles—continued										
Cotton—continued										
Manufactures—continued										
Piecegoods—continued										
White (bleached)—continued										
Nalsonks (III. Q)—continued	Yards	Yards	Yards	Yards	Yards	R	R	R	R	R
Share of Bengal	26,711,646	48,058,356	41,470,238	48,141,316	41,971,674	1,08,76,220	1,95,51,620	1,26,91,216	1,29,70,411	1,19,71,275
" Bombay	13,722,263	35,143,693	10,202,622	13,313,765	22,737,968	54,21,130	1,39,14,830	31,13,647	39,28,597	65,54,133
" Sind	15,823,715	33,590,560	12,024,900	23,390,365	18,648,599	60,80,490	1,26,68,410	38,24,252	65,40,398	48,20,475
" Madras	2,753,110	4,617,899	3,596,740	5,711,752	5,065,229	12,39,800	23,62,890	15,23,288	21,56,979	15,56,253
" Burma	117,816	307,373	266,327	195,362	44,300	25,520	1,12,350	62,751	49,342	15,508
TOTAL	59,128,560	121,718,181	67,650,827	90,752,560	88,167,770	2,36,48,160	4,95,80,000	2,12,15,054	2,56,45,817	2,49,17,677
Sheetings (III. Q)—	Yards	Yards	Yards	Yards	Yards					
United Kingdom	209,889	197,305	34,076	114,189	131,594	2,52,010	3,08,810	48,852	1,73,206	1,47,544
Kenya Colony	4,400	2,050
Other British Possessions	246	720	160	720
TOTAL BRITISH EMPIRE	208,585	197,305	34,076	114,189	135,314	2,54,220	3,08,810	48,852	1,73,206	1,48,264
Netherlands	5,801	44,928	4,913	9,720	48,430	4,287
Japan	3,000	20,000	80,000	920	9,483	27,783
Portuguese East Africa	12,258	10,150
United States of America—										
Vid Atlantic Coast	80	5,150	916	..	46	50	6,950	594	..	76
" Pacific "	393	1,330
TOTAL FOREIGN COUNTRIES	5,881	62,729	3,916	20,000	84,959	9,770	66,860	1,614	9,483	32,146
Share of Bengal	51,830	119,783	15,629	87,528	171,144	89,840	1,50,430	30,403	1,14,114	1,06,611
" Bombay	103,555	104,651	7,359	13,974	37,811	1,09,610	1,50,370	6,597	18,612	60,710
" Sind	5,637	19,317	1,751	2,942	5,913	8,840	44,730	4,384	4,678	7,344
" Madras	20,849	9,011	3,692	2,122	96	19,410	24,400	6,128	3,205	280
" Burma	32,495	7,272	1,561	27,623	6,179	36,290	15,690	2,954	42,080	16,565
TOTAL	214,366	260,034	27,992	134,189	220,273	2,63,990	3,75,670	50,466	1,82,689	1,80,410
F. Cloth and Domestic (III. Q)—	Yards	Yards	Yards	Yards	Yards					
United Kingdom	6,379	3,760	..	11	16,500	3,860	2,900	..	30	4,054
Share of Bengal	3,760	2,900
" Bombay	11	16,500	30	4,054
" Burma	6,379	3,860
TOTAL	6,379	3,760	..	11	16,500	3,860	2,900	..	30	4,054
Twills (III. Q)—	Yards	Yards	Yards	Yards	Yards					
United Kingdom	6,204,257	13,402,349	3,290,485	6,379,651	7,271,163	39,29,910	91,20,060	16,47,634	33,53,272	36,16,161
Ceylon	800	2,071	8	405	1,397	5
Other British Possessions	390	40	149	30	390	480	70	127	33	113
TOTAL BRITISH EMPIRE	6,202,647	13,402,389	3,291,434	6,381,752	7,271,501	39,30,390	91,20,130	16,48,166	33,54,702	36,16,279

No. 13—continued

ARTICLES, AND COUNTRIES OF CONSIGNMENT; ALSO NAME OF EACH PROVINCE	QUANTITY					VALUE				
	1919-20	1920-21	1921-22	1922-23	1923-24	1919-20	1920-21	1921-22	1922-23	1923-24
Textiles—continued										
Cotton—continued										
Manufactures—continued										
Piece goods—continued										
White (bleached)—continued										
Twills (III. Q)—continued	Yards	Yards	Yards	Yards	Yards	R	R	R	R	R
Siam	20	30
Japan	4,091	25	57,600	3,100	40	35,968
Portuguese East Africa	6,872	4,720
United States of America— Vid Atlantic Coast	3,159	3,010
TOTAL FOREIGN COUNTRIES	4,091	6,917	57,600	..	3,159	3,100	4,790	35,968	..	3,010
Share of Bengal	2,571,915	4,328,227	2,008,802	1,615,347	3,914,219	17,00,760	28,99,780	9,19,345	7,85,131	19,07,800
.. Bombay	838,728	1,633,329	67,716	238,476	689,966	6,38,680	12,76,900	40,814	1,52,123	4,06,314
.. Sind	1,025,822	3,306,038	24,209	115,888	470,420	6,66,540	22,55,100	11,873	46,813	2,08,171
.. Madras	110,907	190,725	13,110	6,188	29,204	74,270	1,70,210	8,169	5,114	16,102
.. Burma	1,659,366	3,950,987	1,235,798	4,404,553	2,190,851	8,53,240	25,22,980	7,03,943	23,65,516	10,81,502
TOTAL	6,206,738	13,409,306	3,349,034	6,381,752	7,274,660	39,33,490	91,24,920	10,84,134(a)	33,54,702 (a)	36,19,889(a)
Unspecified descriptions (III. Q)—	Yards	Yards	Yards	Yards	Yards					
United Kingdom	8,733,921	11,384,520	2,257,852	5,952,876	10,341,402	56,38,710	80,01,900	13,75,313	32,48,114	68,57,400
Aden and Dependencies	493,067	211	34,385	28,499	125	2,74,160	180	10,054	12,140	125
Meopotamia*	—	—	1,150	53,908	3,327	—	—	1,064	14,613	2,877
Ceylon	856	2,134	9,979	31,961	77,169	600	2,760	7,461	21,792	43,337
Straits Settlements: (Includ- ing Labuan)	13,109	19,271	9,880	10,457	11,503	6,700	17,250	7,147	8,083	6,564
Hongkong	979	1,080	4,650	8,490	1,800	610	1,780	3,005	6,314	469
Natal	29,520	17,330
Zanzibar and Pemba	12,259	15,283	9,206	16,770
Kenya Colony	14,220	13,210
Other British Possessions	312	280	656	310	526	180	210	722	355	363
TOTAL BRITISH EMPIRE	9,268,723	11,402,305	2,318,558	6,086,501	10,445,032	59,46,520	86,52,240	14,10,766	33,11,420	54,11,205
Germany	2,400	..	29,080	60,439	..	1,530	..	25,745	69,350
Netherlands	1,560	4	3,210	9,471	..	5,310	2	4,121	7,020
Belgium	50	4,576	155	..	17,910	30	9,760	194	..	18,497
France	2,386	..	110	6,525	..	3,340	..	528	9,517
Switzerland	4,722	311,643	60,252	295,512	2,186,769	11,620	5,33,340	83,262	3,50,337	2,402,398
Italy	75,806	3,891	11,821	124,283	..	1,17,990	3,971	19,550	1,27,704
Austria	1,198	57,178	2,210	36,885
Hungary
Czechoslovakia	1,000	24,938	1,013	20,356
Turkey, Asiatic
Persian Gulf	8,290	555	6,120	430
Perala	803	4,073	450	337	630	440	3,220	470	210	471
Siam	440	3,046	108	574	346	220	2,830	147	299	206
Japan	162,242	55,361	24,216	87,643	157,670	93,076	39,410	11,142	36,113	63,437
Portuguese East Africa	63,872	52,716
United States of America— Vid Atlantic Coast	31,738	19,600	157	51,906	25,983	30,520	24,370	374	39,424	16,661
.. Pacific	1,841	4,710
Other Foreign Countries	640	377	2,061	533	1,556	440	240	914	303	1,439
TOTAL FOREIGN COUNTRIES	272,597	483,124	91,384	482,924	2,982,648	1,95,170	7,47,070	1,00,476	4,79,943	27,39,691
Share of Bengal	1,895,761	2,699,196	887,001	1,760,316	3,497,757	13,44,450	22,37,720	6,47,496	9,94,460	21,62,566
.. Bombay	4,969,923	4,914,541	856,703	2,680,898	4,430,804	29,68,190	39,65,900	6,22,144	15,62,509	32,57,724
.. Sind	2,560,781	3,365,155	118,932	1,540,292	4,698,983	15,26,040	26,20,520	71,173	9,42,152	23,14,899
.. Madras	68,743	160,184	43,438	102,748	169,260	65,970	1,86,260	49,601	81,856	1,19,617
.. Burma	546,712	546,354	403,868	384,871	621,776	2,37,110	3,88,970	2,20,828	2,10,386	2,06,100
TOTAL	9,541,320	11,886,429	2,409,942	6,569,425	13,418,580	61,41,660	93,99,310(b)	15,11,242(b)	37,91,303(b)	81,50,896(b)

* Included in Turkey, Asiatic prior to 1921-22.

(a) Duty was collected on R16,80,529 in 1921-22, on R33,43,505 in 1922-23, and on R36,19,291 in 1923-24.

(b) Duty was collected on R93,96,829 in 1920-21, on R15,01,882 in 1921-22, on R37,84,268 in 1922-23, and on R81,42,874 in 1923-24.

No. 13—continued

ARTICLES, AND COUNTRIES OF CONSIGNMENT; ALSO SHARE OF EACH PROVINCE	QUANTITY					VALUE				
	1910-20	1920-21	1921-22	1922-23	1923-24	1919-20	1920-21	1921-22	1922-23	1923-24
Textiles—continued						R	R	R	R	R
Cotton—continued										
Manufactures—continued										
Piece goods—continued										
White (bleached)—continued										
Total White (bleached)—	Yards	Yards	Yards	Yards	Yards					
United Kingdom	311,042,528	408,560,388	299,339,528	395,412,351	402,862,428	15,30,22,680	20,87,89,980	12,26,08,770	14,80,20,895	14,61,68,1
Aken and Dependencies	1,536,245	11,241	30,386	62,505	20,185	5,34,010	6,290	16,754	26,676	7,4
Mesopotamia*	—	—	1,245	53,948	3,327	—	—	1,137	14,628	2,8
Ceylon	40,568	27,010	103,152	100,254	287,688	30,400	26,870	58,448	66,420	1,10,6
Straits Settlements (Including Labuan)	194,470	138,815	195,381	81,520	126,648	1,22,186	83,860	1,17,006	51,138	99,1
Federated Malay States	20,220	220	107	..	24	17,680	110	106
Hongkong	10,058	10,029	10,547	20,034	8,829	6,940	8,820	7,696	14,763	5,8
Natal	298,430	42,161	1,41,670	22,540
Zanzibar and Pemba	316,459	70,788	1,19,610	31,180
Kenya Colony	640,896	68,000	40	2,42,580	18,970	26
Other British Possessions	812	60	1,158	310	526	180	160	1,058	355	8
TOTAL BRITISH EMPIRE	314,106,186	408,923,202	299,687,488	395,730,922	403,300,655	15,42,38,020	20,89,88,210	12,26,70,996	14,61,04,785	14,64,03,7
Germany	10,450	..	29,137	86,881	..	17,290	..	25,816	76,7
Netherlands	4,083,505	5,830,025	4,390,956	3,216,132	4,492,855	29,33,020	40,58,690	27,14,027	18,14,716	28,33,0
Belgium	50	16,468	290	1,535	23,308	30	24,900	464	946	25,9
France	147	77,178	4,078	5,447	9,549	740	88,090	5,091	4,757	13,4
Switzerland	688,034	2,283,520	155,719	991,492	4,726,651	5,73,800	28,17,100	1,78,928	9,48,820	42,90,7
Italy	9,600	242,212	14,536	65,677	227,370	14,500	3,55,280	10,664	62,291	2,09,2
Austria	8,741	98,327	7,260	75,1
Hungary
Czechoslovakia	1,000	24,938	1,018	26,3
Turkey, Asiatic
Persian Gulf	92,290	8,909	60,780	4,740
Maskat Territory and Trucial Oman	17,248	252	2,196	478	980	4,010	120	991	368	70
Other Native State in Arabia	4,100	1,5
Persia	60,863	40,307	24,188	12,804	639	85,460	20,890	7,672	5,852	4
Siam	440	3,066	304	705	356	220	2,860	153	308	2
China (exclusive of Hongkong and Macao),	5,760	228,887	2,685	200	..	4,360	70,560	2,103	87	..
Japan	2,753,233	3,819,617	1,860,766	2,375,105	2,307,209	15,29,560	22,49,440	8,77,867	10,09,810	9,58,53
Portuguese East Africa	212,423	65,870	8,339	..	45	1,56,890	42,460	5,031
Italian East Africa (including Somaliland and Eritrea)	2,080	2,740
United States of America—										
Vid Atlantic Coast	136,778	260,093	14,835	52,265	40,781	80,770	2,00,000	9,011	39,718	27,8
" Pacific "	427	2,926	359	770	6,980	215
Other Foreign Countries	80	..	20	70	557	40	..	30	36	7
TOTAL FOREIGN COUNTRIES	7,940,853	12,855,900	6,479,168	6,760,873	12,047,956	53,95,350	99,61,940	38,11,737	39,21,859	80,40,8
Shares of Bengal	103,651,937	136,629,554	136,537,923	148,184,533	143,417,981	6,23,58,780	6,53,24,840	5,16,32,274	4,91,06,876	4,99,61,1
" Bombay	35,681,147	102,049,443	49,892,463	61,869,714	87,103,455	4,35,55,660	4,46,20,850	2,81,61,782	2,46,51,259	3,16,63,23
" Sind	97,066,472	133,090,886	86,348,888	145,925,206	134,259,182	4,64,55,030	5,69,36,860	3,35,35,470	6,12,87,117	4,65,66,76
" Madras	12,074,268	16,125,750	14,732,533	19,958,770	24,578,403	72,41,470	1,01,12,550	86,91,160	1,01,51,993	1,18,31,45
" Burma	18,575,225	33,888,499	19,644,857	27,453,570	25,701,687	1,00,22,430	2,14,55,250	1,07,62,047	1,49,59,429	1,30,11,96
TOTAL	322,047,039	421,784,132	306,166,654	402,491,795	415,356,711	15,96,33,370	21,89,50,160	12,66,82,738	15,01,16,644	15,44,44,59

* Include 1 in Turkey, Asiatic prior to 1921-23.

No. 13—continued

ARTICLES, AND COUNTRIES OF CONSIGNMENT; ALSO SHARE OF EACH PROVINCE	QUANTITY					VALUE				
	1910-20	1920-21	1921-22	1922-23	1923-24	1910-20	1920-21	1921-22	1922-23	1923-24
Textiles—continued										
Cotton—continued						R	R	R	R	R
Manufactures—continued										
Piece goods—continued										
Coloured, Printed, or Dyed—										
Printed goods—										
Cambries including Madapollams, Muslins, Molla, and Jaconets (III. Q)—	Yards	Yards	Yards	Yards	Yards					
United Kingdom	20,977,062	40,474,564	13,966,640	24,108,168	30,900,016	89,74,910	1,00,52,480	60,38,306	91,30,331	1,00,30,600
Straits Settlements (including Labuan)	46,918	12	464	2,272	...	24,000	10	224	1,688	...
Zanzibar and Pemba	25,185	8,092	11,840	3,530
Kenya Colony	27,438	900	14,100	430
Other British possessions	200	...	2,000	60	...	160	...	936	47
TOTAL BRITISH EMPIRE	21,076,801	40,484,688	13,967,104	24,112,440	30,900,076	90,24,970	1,00,56,590	60,38,530	91,33,065	1,00,30,710
Germany	600	353
Netherlands	15,173	78,641	10,432	30,874	...
Franco	8,735	6,350
Switzerland	15,000	...	4,304	4,727	...	10,480	...	3,708	4,216
Italy	4,440	3,870
Persia	7,830	1,761	...	3,200	448	...
Japan	111	1,824	...	280	1,408	...
United States of America—										
<i>Via Atlantic Coast</i>	3,447	3,400	2,130	4,380
TOTAL FOREIGN COUNTRIES	11,388	32,334	15,173	85,520	5,387	5,070	33,060	10,432	45,624	4,668
<i>Share of Bengal</i>	9,369,199	5,378,269	2,630,576	2,790,866	3,342,406	9,52,690	21,85,940	8,08,021	9,29,735	10,84,037
<i>Bombay</i>	8,295,667	3,683,658	2,561,624	7,460,915	9,855,793	32,07,720	57,69,000	12,20,969	35,08,799	40,77,360
<i>Sind</i>	9,328,506	28,029,927	18,214,852	13,246,680	16,002,090	39,62,170	98,12,680	26,11,567	43,52,507	68,36,588
<i>Madras</i>	106,219	288,735	377,830	272,202	1349,635	56,260	1,64,680	1,58,542	1,27,167	1,76,128
<i>Burma</i>	1,087,898	2,185,442	297,345	428,288	554,440	5,51,910	11,68,880	1,50,863	2,30,071	2,62,274
TOTAL	21,088,189	40,517,032	18,982,277	24,108,060	31,005,363	90,30,040	1,00,90,560	60,48,962	91,78,670	1,00,35,284
Chadars (III. Q)—	Yards	Yards	Yards	Yards	Yards					
TOTAL BRITISH EMPIRE	122	156	90	178	140	74
<i>Share of Madras</i>	122	156	90	178	140	74
Checks, Spots, and Stripes (III. Q)—	Yards	Yards	Yards	Yards	Yards					
United Kingdom	1,232,989	3,103,091	351,706	523,360	1,010,057	6,40,560	16,70,360	2,14,060	2,32,055	4,32,064
Straits Settlements (including Labuan)	2,468	551	6,460	1,528	2,811	920	550	2,315	755	1,357
Zanzibar and Pemba	23,969	11,750
Other British Possessions	437	...	20	...	68	170	...	10	...	74
TOTAL BRITISH EMPIRE	1,259,861	3,103,642	358,186	524,888	1,018,061	6,53,300	16,70,910	2,16,085	2,32,810	4,34,345
Italy	8,084	2,420
Japan	108,836	11,030	4,125	55,530	7,110	1,307
United States of America—										
Other Foreign Countries	28	490	65	20	320	45
TOTAL FOREIGN COUNTRIES	108,864	15,014	...	490	4,190	55,550	9,530	...	320	1,442
<i>Share of Bengal</i>	218,085	650,241	219,725	223,330	542,006	1,54,330	4,26,690	1,61,330	1,00,733	2,51,956
<i>Bombay</i>	668,042	1,751,581	42,752	241,536	435,520	3,21,990	8,46,820	13,943	1,08,316	1,68,871
<i>Sind</i>	69,063	124,053	16,000	8,043	7,000	40,780	71,060	12,080	4,600	1,660
<i>Madras</i>	70,416	24,942	31,124	320	306	6,670	22,010	12,764	230	390
<i>Burma</i>	853,128	1,607,833	48,555	50,218	37,119	1,25,220	3,18,860	16,869	21,212	18,001
TOTAL	1,368,725	3,118,656	858,166	625,346	1,021,151	7,68,910	16,90,440	2,16,085	2,33,130	4,75,827 (a)

(a) Duty was collected on Rs. 35,074 in 1923-24.

ARTICLES, AND COUNTRIES OF CONSIGNMENT; ALSO SHARE OF EACH PROVINCE	QUANTITY					VALUE				
	1919-20	1920-21	1921-22	1922-23	1923-24	1919-20	1920-21	1921-22	1922-23	1923-24
Textiles—continued						R	R	R	R	R
Cotton—continued										
Manufactures—continued										
Piece goods—continued										
Coloured, Printed, or Dyed—continued										
Printed goods—continued										
Dhatis (III. Q) (a)—		Yards	Yards	Yards	Yards					
United Kingdom	—	41,220	420,033	...	8,094	—	25,200	2,45,710	...	3,553
Ceylon	—	8	20	—	10	18
TOTAL BRITISH EMPIRE	—	41,220	420,033	8	8,714	—	25,200	2,45,710	10	3,571
Share of Bengal	—	17,730	6,126	—	9,540	2,154
.. Bombay	—	28,500	—	15,750
.. Sind	—	...	480,035	—	...	2,45,710
.. Madras	—	8	2,588	—	10	1,387
TOTAL	—	41,220	420,033	8	8,714	—	25,200	2,45,710	10	3,571(c)
Dhatis (including lungie) (III. Q) (b)—	Yards									
United Kingdom	4,481,474	—	—	—	—	20,88,880	—	—	—	—
Straits Settlements (including Labuan)	975,517	—	—	—	—	9,64,800	—	—	—	—
TOTAL BRITISH EMPIRE	5,456,991	—	—	—	—	30,53,680	—	—	—	—
Netherlands	315,558	—	—	—	—	2,23,100	—	—	—	—
Switzerland	458,334	—	—	—	—	2,10,780	—	—	—	—
Siam	144	—	—	—	—	120	—	—	—	—
Japan	1,072	—	—	—	—	1,040	—	—	—	—
TOTAL FOREIGN COUNTRIES	775,708	—	—	—	—	4,35,050	—	—	—	—
Share of Bengal	26,959	—	—	—	—	18,330	—	—	—	—
.. Bombay	86,139	—	—	—	—	20,810	—	—	—	—
.. Sind	915	—	—	—	—	550	—	—	—	—
.. Madras	111	—	—	—	—	160	—	—	—	—
.. Burma	6,168,675	—	—	—	—	48,48,890	—	—	—	—
TOTAL	6,232,690	—	—	—	—	43,88,740	—	—	—	—
Drills and Jeans (III. Q)—	Yards	Yards	Yards	Yards	Yards					
United Kingdom	2,963,786	12,046,028	6,621,010	11,097,819	10,910,036	18,56,860	82,48,810	39,84,254	58,19,740	51,34,080
Straits Settlements (including Labuan)	43	40
Kenya Colony	3,400	2,670
TOTAL BRITISH EMPIRE	2,967,234	12,046,028	6,621,010	11,097,819	10,910,036	18,53,560	82,48,810	39,84,254	58,19,740	51,34,080
Netherlands	2,970	1,860
Japan	30,000	18,500
Portuguese East Africa	8,787	6,440
TOTAL FOREIGN COUNTRIES	35,727	2,970	25,030	1,860

(a) Separately recorded from 1920-21.
 (b) Subdivided into " Dhatis " and " Lungie " from 1920-21.
 (c) Duty was collected on 83,325 in 1923-24.

No. 13—continued

ARTICLES, AND COUNTRIES OF CONSIGNMENT; ALSO SHARE OF EACH PROVINCE	QUANTITY					VALUE				
	1910-20	1920-21	1921-22	1922-23	1923-24	1910-20	1920-21	1921-22	1922-23	1923-24
Textiles—continued										
Cotton—continued										
Manufactures—continued										
Piece goods—continued										
Coloured, Printed, or dyed—continued										
Printed goods—continued										
Drills and Jeans (III. Q)—continued	Yards	Yards	Yards	Yards	Yards					
Share of Bengal	319,614	447,896	522,534	757,633	1,071,628	1,97,380	3,46,700	2,87,788	3,85,093	4,66,506
.. Bombay	107,191	1,042,741	98,238	829,736	107,157	72,770	5,97,600	68,285	4,21,385	73,866
.. Sind	2,642,617	11,080,891	5,927,479	9,130,267	3,425,469	16,58,010	72,62,910	35,03,190	47,84,317	44,34,035
.. Madras	3,597	75,006	178,378	362,191	305,792	1,900	51,630	1,34,996	2,22,914	1,60,283
.. Burma	80,042	2,970	...	11,992	...	18,630	1,360	...	6,037	...
TOTAL	3,002,961	12,048,008	6,031,019	11,007,819	10,010,096	18,76,500	82,50,700	39,81,254	58,10,740	51,34,689 (6)
Flannel and Flannelettes (III. Q)—	Yards	Yards	Yards	Yards	Yards					
United Kingdom	43,840	280,953	47,271	18,731	48,070	31,480	2,28,700	39,816	5,715	24,110
Straits Settlements (including Labuan)	14,400	6,306
TOTAL BRITISH EMPIRE	43,840	280,953	47,271	18,731	62,470	31,480	2,28,700	39,816	5,715	30,416
Netherlands	24,615	11,520
Belgium	2,768	3,800
France	1,773	2,410
Italy	113,321	213,875	132,408	161,073	...	1,01,350	83,449	73,055	73,448
Japan	377,475	1,762,000	...	390,551	758,313	2,06,340	12,25,000	...	1,83,110	3,38,450
TOTAL FOREIGN COUNTRIES	377,475	1,880,761	244,490	511,050	910,386	2,64,310	13,33,180	94,969	2,57,765	4,12,907
Share of Bengal	126,946	1,069,523	112,132	234,421	498,071	98,700	7,52,220	65,072	1,06,611	2,30,148
.. Bombay	65,630	154,050	130,965	46,534	181,705	43,080	1,22,850	41,397	23,503	82,249
.. Sind	40	57,610	693	40	45,810	651
.. Madras	10,034	2,489	1,160	...	30	7,570	2,020	671	...	65
.. Burma	215,668	887,042	38,614	249,735	301,297	1,48,830	6,38,000	17,645	1,34,276	1,30,410
TOTAL	431,324	2,170,714	291,761	530,600	691,856	2,07,820	15,60,880	1,24,786	2,63,460	4,43,143
Lungs (III. Q) (a)—		Yards	Yards	Yards	Yards					
United Kingdom	—	6,072,030	2,844,010	6,030,403	3,600,264	—	41,90,610	18,50,318	30,11,748	20,60,307
Aden and Dependencies	—	1,900	—	930
Straits Settlements (including Labuan)	—	27,708	25,406	32,615	22,604	—	42,770	22,581	34,802	25,165
Hongkong	—	40	...	—	100	...
TOTAL BRITISH EMPIRE	—	6,101,647	2,869,416	6,063,147	3,620,668	—	42,34,310	18,78,899	30,46,710	20,84,372
Netherlands	—	48,593	25,822	336,921	6,520	—	45,630	15,821	2,70,643	4,040
Italy	—	55,776	—	30,463
Siam	—	...	750	345	157	—	...	836	442	234
Japan	—	...	68,880	—	...	10,780
Portuguese East Africa	—	1,000	—	1,110
TOTAL FOREIGN COUNTRIES	—	49,593	95,452	337,266	62,453	—	46,740	38,448	2,71,665	34,787
Share of Bengal	—	...	49,165	—	...	36,395
.. Bombay	—	2,900	...	69	...	—	2,000	...	60	...
.. Madras	—	532	340	—	250	328
.. Burma	—	6,147,808	2,915,363	6,400,341	3,691,511	—	42,78,710	18,78,625	42,17,735	21,10,109
TOTAL	—	6,151,240	2,964,868	6,400,413	3,691,611	—	42,81,050	19,15,345	42,17,795	21,10,109

(a) Separately recorded from 1920-21.
(b) Duty was collected on Rs. 9,392 in 1923-24.

GENERAL IMPORTS

(470)

No. 13—continued

ARTICLES, AND COUNTRIES OF CONSIGNMENT; ALSO SHARE OF EACH PROVINCE	QUANTITY					VALUE				
	1919-20	1920-21	1921-22	1922-23	1923-24	1919-20	1920-21	1921-22	1922-23	1923-24
						R	R	R	R	R
Textiles—continued										
Cotton—continued										
<i>Manufactures—continued</i>										
<i>Piece goods—continued</i>										
<i>Coloured, Printed, or Dyed—continued</i>										
<i>Printed goods—continued</i>										
Prints and Chints (III.Q.)—										
	Yards	Yards	Yards	Yards	Yards					
United Kingdom	45,606,783	111,877,553	29,282,036	43,732,319	60,635,904	2,12,26,760	5,70,10,190	1,30,22,400	1,84,16,308	2,37,81,74
Aden and Dependence	82,451	45,118	31,160	16,840
Mesopotamia *	—	—	63,010	...	5,900	—	—	17,376	...	2,36
Bahrain Islands	30,000	9,040
Ceylon	7,748	5,226	4,510	30,040	25,167	5,740	4,980	3,709	28,511	15,25
Straits Settlements (including Labuan)	21,538	62,332	14,121	9,746	9,913	19,130	28,530	8,288	5,301	5,26
Hongkong	185	6,602	120	3,410
Natal	9,443	5,370
Zanzibar and Pemba	140,493	41,157	67,570	18,300
Korva Colony	418,021	120,025	1,76,460	54,400
Other British Possessions	100	266	...	1,059	...	50	140	...	566	...
TOTAL BRITISH EMPIRE	46,183,889	112,207,372	28,384,576	43,771,067	60,670,982	2,15,12,960	5,80,80,100	1,30,51,953	1,84,49,740	2,38,04,62
	Yards	Yards	Yards	Yards	Yards					
Germany	1,493	1,130
Netherlands	6,180	27,772	425	175,650	...	3,600	17,980	200	1,34,985	...
France	9,435	94	2,284	3,035	...	10,300	480	1,820	3,06
Switzerland	143,750	257,796	62,754	340,001	190,617	1,16,900	1,80,980	40,303	2,28,801	1,23,21
Italy	116,872	174,408	248,107	339,620	...	71,300	63,873	1,07,303	1,00,64
Turkey Asiatic	—	—	—	—
Persian Gulf	434,685	40,221	—	—	—	1,12,630	15,720	—	—	—
Persia	10,000	8,771	7,330	3,570
Japan	80,240	772,341	12,223	5,400	20,088	38,760	3,18,620	3,033	1,429	12,11
Portuguese East Africa	98,664	111,358	15,322	43,390	40,270	8,189
United States of America—										
Vid Atlantic Coast	4,961	21,690	2,103	108	...	4,580	31,600	1,290	59	...
" Pacific "	100	140
Other Foreign Countries	894	603	804	851	102	320	520	445	405	...
TOTAL FOREIGN COUNTRIES	782,374	1,376,063	269,710	770,431	560,062	3,35,460	7,05,810	1,19,632	4,74,051	2,39,31
Share of Bengal	11,463,739	26,237,586	6,823,479	9,699,900	11,622,120	63,99,450	1,44,98,370	28,84,894	34,06,280	44,12,21
" Bombay	27,358,681	60,321,246	11,580,975	23,239,579	40,706,884	1,82,69,980	3,22,81,990	47,49,170	94,04,477	1,57,25,94
" Sind	553	2,267,935	...	150,873	48,360	510	13,33,460	...	69,244	13,54
" Madras	3,559,684	10,872,000	6,489,444	5,627,096	6,658,500	19,43,590	64,07,090	35,84,883	29,33,909	29,16,54
" Burma	4,699,683	7,894,332	3,710,394	5,824,050	2,400,120	22,34,910	42,35,000	19,52,053	29,56,657	9,75,44
TOTAL	46,972,233	113,583,435	28,634,292	44,542,138	61,437,044	2,18,48,440	5,87,05,010	1,31,71,585	1,80,24,607	2,40,43,94
Saris and Scarves (III.Q.)—										
United Kingdom	11,001,125	32,780,480	16,290,416	17,230,420	20,723,033	65,30,040	2,05,00,130	64,80,560	97,57,151	1,69,01,25
Aden and Dependence	55,798	20,850
Kenya Colony	7,500	4,000
Other British Possessions	711	37	32	350	410	830	30	10	233	21
TOTAL BRITISH EMPIRE	11,065,134	32,780,507	16,290,438	17,230,770	20,723,443	65,64,720	2,05,00,160	64,80,560	97,57,383	1,69,01,51

* Included in Turkey, Asiatic prior to 1921-22.

No. 13—continued

ARTICLES, AND COUNTRIES OF CONSIGNMENT; ALSO SHARE OF EACH PROVINCE	QUANTITY					VALUE				
	1910-20	1920-21	1921-22	1922-23	1923-24	1910-20	1920-21	1921-22	1922-23	1923-24
						R	R	R	R	R
Textiles—continued										
Cotton—continued										
Manufactures—continued										
Piece goods—continued										
Coloured, Printed or Dyed—continued										
Printed goods—continued										
Saris and Scarves (III.Q)—continued	Yards	Yards	Yards	Yards	Yards					
Germany	2,200	2,820
Other Native States in Arabia	2,000	1,081	...
TOTAL FOREIGN COUNTRIES	2,200	2,000	2,820	1,081	...
Share of Bengal	8,662,641	11,076,874	7,004,831	8,394,549	10,633,538	17,48,890	57,17,160	32,11,360	28,60,340	44,98,094
„ Bombay	8,076,194	11,677,953	2,969,391	6,216,133	12,276,837	29,88,090	78,99,810	19,10,634	42,48,927	74,60,715
„ Sind	1,093,898	3,980,951	2,605,113	1,760,237	4,698,120	7,27,400	27,96,700	14,97,595	11,43,833	28,57,952
„ Madras	1,755,687	5,928,906	2,739,073	711,431	1,986,246	10,68,840	40,65,180	18,92,479	4,18,859	11,14,487
„ Burma	76,714	326,323	74,290	180,420	128,652	87,160	1,27,310	41,322	81,485	60,361
TOTAL	11,665,134	32,780,807	16,292,638	17,332,770	29,723,443	65,64,720	2,05,00,160	84,83,380	97,58,464	1,50,01,610
Shirtings (III.Q)—	Yards	Yards	Yards	Yards	Yards					
United Kingdom	11,361,422	39,656,065	7,722,232	8,865,906	17,086,637	58,62,560	2,20,03,180	35,34,105	39,94,054	72,75,233
Ceylon	498	52	6,552	420	53	3,550
Straits Settlements (including Labuan)	7,137	43	590	...	1,251	3,040	40	550	...	1,035
Zanzibar and Pemba	17,384	11,200
Kenya Colony	16,808	7,770
Other British Possessions	1,969	8	080	4
TOTAL BRITISH EMPIRE	11,398,247	39,657,007	7,722,922	8,865,658	17,094,406	68,85,940	2,20,63,220	35,34,745	39,94,707	72,70,812
Netherlands	64,720	24,260	31,409	55,233	...	44,320	10,440	19,631	28,611	...
France	6,634	1,201	...	4,750	820
Switzerland	7,234	3,571	5,877	2,901
Italy	91,837	...	27,680	128,530	...	75,660	...	13,967	55,070
Persia	3,600	1,350	...
Japan	191,608	57,442	1,40,140	22,500
TOTAL FOREIGN COUNTRIES	356,328	180,183	31,409	93,747	133,311	1,84,460	1,13,440	19,631	40,695	62,097
Share of Bengal	2,098,707	4,418,378	1,704,995	2,345,931	3,927,429	10,87,840	26,18,650	6,55,159	9,71,040	16,32,000
„ Bombay	242,714	1,874,580	59,992	388,751	1,018,178	4,39,900	10,15,160	33,301	1,28,290	1,47,945
„ Sind	8,095,400	21,563,829	5,480,827	5,309,259	11,308,770	42,21,550	1,74,80,670	26,01,623	24,78,210	48,86,939
„ Madras	17,829	136,788	45,939	199,945	255,900	18,700	1,03,800	44,199	92,690	1,19,915
„ Burma	769,225	1,844,875	439,377	715,519	717,432	8,58,800	9,88,290	2,20,094	3,74,212	3,64,250
TOTAL	11,751,575	30,837,170	7,754,331	8,959,405	17,227,809	60,70,400	2,22,06,660	35,54,376	40,44,402	73,11,000(1)
Twills (III.Q)—	Yards	Yards	Yards	Yards	Yards					
United Kingdom	3,040,700	9,623,574	2,804,310	2,404,494	6,548,437	20,80,150	72,05,650	10,23,313	13,18,397	31,65,320
Straits Settlements (including Labuan)	178	50	160	25
TOTAL BRITISH EMPIRE	3,040,838	9,623,574	2,804,310	2,404,494	6,548,487	20,99,300	72,05,650	10,23,313	13,18,397	31,65,345
Netherlands	3,639	...	16,062	2,843	...	7,205
Switzerland	7,246	10,636	5,887	7,946
Italy	1,16,760	378,903	...	65,464	14,960	10,480	2,08,080	...	31,079	6,705
Persia	10,371	9,254
Japan	4,600	1,748
TOTAL FOREIGN COUNTRIES	10,769	578,903	3,639	72,710	62,529	10,480	2,08,960	2,843	36,966	32,449
Share of Bengal	618,421	1,037,236	698,029	577,395	1,509,662	4,34,440	8,30,520	8,85,650	3,20,778	8,06,053
„ Bombay	97,091	411,728	49,148	180,110	228,626	72,600	2,56,800	25,581	1,10,728	1,34,783
„ Sind	2,228,959	8,524,180	2,061,410	1,706,219	4,830,944	15,57,180	61,97,830	12,03,901	9,21,950	24,33,624
„ Madras	1,070	15,844	7,220	...	50	980	12,760	9,031	...	25
„ Burma	12,112	18,224	2,620	3,457	41,724	14,700	17,220	2,848	1,907	23,812
TOTAL	3,067,707	10,002,377	2,807,940	2,477,204	6,611,016	21,00,780	74,14,630	16,26,166	13,55,363	33,97,603(1)

(a) Duty was collected on 81,50,00,525 in 1922-23.

GENERAL IMPORTS

(472)

No. 13—continued

ARTICLES, AND COUNTRIES OF CONSIGNMENT; ALSO SHARE OF EACH PROVINCE	QUANTITY ^a					VALUE				
	1910-20	1920-21	1921-22	1922-23	1923-24	1910-20	1920-21	1921-22	1922-23	1923-24
Textiles—continued										
Cotton—continued										
Manufactures—continued										
Piece goods—continued										
Coloured, Printed, or Dyed—continued										
Printed goods—continued	Yards	Yards	Yards	Yards	Yards	R	R	R	R	R
Woven Lungis and Sarongs (III, Q) (a)—										
United Kingdom	72,403	134,040	209,642	29,415	...	50,010	98,921	1,33,613	17,073
Ceylon	65	9	6	25	...	70	10	4	25	...
Straits Settlements (including Labuan)	304	134,372	176,236	1,638,785	2,140,950	290	1,67,730	2,13,205	19,04,090	19,93,596
Kenya Colony	12,000	6,980
TOTAL BRITISH EMPIRE	369	218,774	309,291	1,848,452	2,170,404	360	2,24,730	3,10,120	20,37,737	19,10,668
Netherlands	1,706,446	1,383,089	1,384,818	696,204	...	19,11,410	12,00,024	12,73,868	5,44,724
Belgium	31,816	18,078
France	20,371	26,130
Switzerland	379,315	142,531	175,716	92,468	...	3,23,470	1,00,580	1,02,980	46,373
Java	113,423	557,676	1,24,810	4,91,415
Siam	28	583	53	753
China (exclusive of Hongkong and Macao)	4,824	3,320
Japan	3,480	2,835
TOTAL FOREIGN COUNTRIES	...	2,170,956	1,520,220	1,673,985	1,382,207	...	22,84,230	14,06,513	15,01,610	11,04,178
Share of Bengal	4,232	19,929	75	2,557	12,529	26
“ Bombay	12,000	1,094	...	6,380	647
“ Madras	369	2,712	400	25	...	360	2,360	434	25	...
“ Burma	2,275,018	1,330,819	3,502,493	3,500,442	...	24,79,620	17,13,632	35,26,793	30,14,174
TOTAL	369	2,389,730	1,835,511	3,522,437	3,561,611	360	24,88,960	17,16,633	35,39,347	30,14,816
Unspecified descriptions (III, Q)—	Yards	Yards	Yards	Yards	Yards					
United Kingdom	10,077,837	20,365,084	3,592,064	8,925,273	15,816,868	61,32,760	1,39,33,730	20,01,003	50,80,275	83,51,791
Mesopotamia	—	—	1,441	2,202	2,208	—	—	1,637	1,843	1,620
Ceylon	740	...	49	917	8,291	550	...	42	814	5,497
Straits Settlements (including Labuan)	3,831	3,827	10,764	1,920	1,435	2,800	3,000	18,356	1,770	1,132
Hongkong	9,313	3,120	4,404	...	240	4,670	1,620	1,880	...	120
Natal	731	1,059	...	700	1,026	...
Zanzibar and Pemba	12,677	4,750
Kenya Colony	21,663	13,189	10,470	5,580
Mauritius and Dependencies	100	9,386	75	2,376	...
Other British Possessions	1,580	220	242	740	170	121
TOTAL BRITISH EMPIRE	10,128,368	20,385,230	3,617,882	8,940,874	15,831,284	61,57,440	1,39,42,930	21,13,893	50,89,274	83,60,281
Germany	40	67,987	30	40,233
Netherlands	4,301	32,867	36,553	3,220	10,516	17,607
Belgium	334	1,053	240	1,660
France	1,504	17,670	4,375	1,880	26,540	2,493
Switzerland	17,102	...	717	66,418	...	10,480	...	1,293	47,020
Italy	105,776	120,706	65,599	237,995	...	1,99,840	91,824	21,551	1,16,611
Turkey, Asiatic
Red Sea	5,051	3,160
Persian Gulf	450	23,591	170	13,180
Perals	9,600	...	25	...	286	3,350	...	50	...	361
Japan	811,468	376,730	6,372	10,282	38,750	3,50,840	1,80,260	3,026	7,230	12,027
Portuguese East Africa	6,813	4,230	2,450	2,540
United States of America—										
Fid Atlantic Coast	277,650	49,101	405	104	4,768	2,17,270	43,230	408	78	3,986
“ Pacific “	11,814	6,500
Other Foreign Countries	101	708	346	976	215	70	730	98	855	392
TOTAL FOREIGN COUNTRIES	1,107,586	709,959	141,165	119,068	458,410	6,06,030	5,04,460	98,656	47,793	2,41,359
Share of Bengal	1,469,530	4,479,553	661,534	945,358	2,811,540	3,95,150	31,55,470	3,70,074	4,82,344	13,28,837
“ Bombay	7,900,264	12,866,485	2,513,035	6,098,070	10,963,265	42,65,040	86,09,840	13,64,555	32,05,021	58,61,381
“ Sind	198,335	320,545	12,062	68,852	684,946	1,26,420	2,47,120	18,660	68,121	3,88,511
“ Madras	168,066	158,980	37,928	130,655	176,161	1,52,680	1,52,720	43,797	74,964	1,16,950
“ Burma	2,159,759	3,289,416	5,34,478	1,820,907	1,661,776	12,33,840	21,72,680	4,15,574	13,11,617	9,06,961
TOTAL	11,335,954	21,086,170	3,759,087	9,060,842	16,287,094	67,63,470	1,44,47,390	22,12,579	61,36,067	86,03,640(c)

^a Included in Turkey, Asiatic prior to 1921-22.
 (a) The figures for 1910-20 represent those of "Woven Lungis" only.
 (b) Duty was collected on 833,26,331 in 1921-24.
 (c) Duty was collected on 885,62,356 in 1923-24.

No. 13—continued

ARTICLES, AND COUNTRIES OF CONSIGNMENT; ALSO SHARE OF EACH PROVINCE	QUANTITY					VALUE				
	1919-20	1920-21	1921-22	1922-23	1923-24	1919-20	1920-21	1921-22	1922-23	1923-24
						₹	₹	₹	₹	₹
Textiles—continued										
Cotton—continued										
Manufactures—continued										
Piece goods—continued										
Coloured, Printed, or Dyed—continued										
Printed goods—concluded										
Total Printed Goods—	Yards	Yards	Yards	Yards	Yards					
United Kingdom	111,278,047	277,012,001	82,070,085	123,136,218	176,020,491	5,03,39,940	15,52,16,180	4,02,18,336	5,77,00,103	7,72,77,005
Aden and Dependencies	139,835	47,018	...	320	..	61,750	17,770	...	170	...
Mesopotamia*	—	—	65,361	2,202	8,207	—	—	10,013	1,843	3,083
Bahrain Islands	30,000	242	...	9,040	121
Ceylon	9,666	5,282	4,703	41,001	40,313	7,580	5,020	4,028	20,046	24,544
Straits Settlements (including Labuan)	1,067,327	228,744	242,067	1,685,020	2,202,012	10,00,280	2,42,030	2,05,624	10,49,575	10,34,160
Hongkong	11,003	9,782	4,404	40	248	5,920	5,030	1,880	100	124
Natal	721	9,643	...	3,056	...	700	5,420	...	1,962	...
Zanzibar and Pemba	225,615	50,140	1,07,110	21,830
Kenya Colony	495,434	155,714	2,15,520	67,370
Mauritius and Dependencies	100	9,386	75	2,370	...
Other British Possessions	100	256	...	1,050	80	50	140	...	590	60
TOTAL BRITISH EMPIRE	113,218,051	277,549,650	82,369,070	124,970,102	178,881,403	5,77,47,830	15,55,90,430	4,05,08,950	5,07,84,430	7,92,40,507
Germany	3,603	40	68,647	3,940	30	40,585
Netherlands	386,458	1,870,041	1,480,073	2,064,130	755,330	2,71,080	10,87,320	18,00,501	17,04,397	5,74,026
Belgium	2,758	...	384	32,809	..	2,800	...	240	10,738
France	1,504	64,618	94	2,284	9,211	1,880	76,310	480	1,920	6,400
Switzerland	602,084	669,072	205,295	535,208	368,437	3,27,600	5,52,380	1,40,082	3,49,028	2,31,208
Italy	18,769	905,023	528,080	527,318	937,063	10,480	6,63,230	2,30,146	2,48,535	3,86,701
Turkey, Asiatic	—	—	—	—
Red Sea	5,031	—	—	—	...	3,180	—	—	—
Persian Gulf	435,135	71,812	—	—	—	1,12,800	26,900	—	—	—
Other Native States in Arabia	2,240	1,206	...
Persia	36,430	8,771	25	5,361	16,657	13,930	3,570	50	1,700	8,510
Java	113,423	557,751	1,24,810	4,91,400
Siam	168	832	1,507	1,634	907	140	650	1,293	1,240	1,080
China (exclusive of Hongkong and Macao)	4,894	3,220
Japan	1,701,410	2,080,452	67,476	416,057	835,216	8,99,520	17,63,190	26,448	1,03,175	3,70,477
Portuguese East Africa	111,204	116,507	15,322	52,180	40,030	8,160
United States of America -										
<i>Via Atlantic Coast</i>	286,088	74,371	2,508	312	4,768	2,24,000	70,210	1,758	137	3,086
<i> " Pacific</i>	11,923	6,640
Other Foreign Countries	973	571	393	785	140	370	600	80	780	127
TOTAL FOREIGN COUNTRIES	3,578,219	6,787,616	2,329,454	3,069,078	3,587,935	19,14,070	52,21,200	17,91,072	20,60,700	21,36,080
Share of Bengal	22,811,895	54,813,120	20,455,623	25,989,312	35,965,337	1,09,61,370	3,05,51,260	89,53,205	1,06,64,483	1,46,13,594
<i> " Bombay</i>	49,078,619	105,072,416	30,025,900	44,711,732	75,775,109	2,39,96,180	5,74,56,030	94,26,735	2,12,17,686	3,20,18,718
<i> " Sind</i>	23,708,170	80,940,091	24,577,876	31,778,332	47,907,282	1,28,24,970	4,53,37,770	1,16,93,574	1,33,51,311	2,03,73,407
<i> " Madras</i>	5,552,762	17,480,994	9,810,161	7,310,029	9,736,078	22,45,090	1,10,44,540	58,12,189	38,75,308	46,05,553
<i> " Burma</i>	15,448,404	25,429,664	9,593,474	19,158,773	13,084,532	91,31,890	1,64,31,430	64,10,175	1,25,03,039	78,64,585
TOTAL	116,796,870	384,336,275	84,723,124	125,549,178	182,469,338	5,96,61,900	16,08,11,630	4,23,00,028	6,24,71,230	8,13,75,657
Dyed goods—										
Cambrics, including Madapollams, Muslins, Mulls, and Jacquets (III. Q)—	Yards	Yards	Yards	Yards	Yards					
United Kingdom	6,122,880	12,535,613	3,413,836	10,739,301	12,117,264	28,07,400	60,78,230	12,13,509	32,03,625	38,84,068
Aden and Dependencies	3,228	1,614	...
Bahrain Islands	6,746	3,680
Ceylon	182	...	34	43	...	110	...	32	43
Straits Settlements (including Labuan)	15,724	4,475	20,031	3,929	560	9,080	2,340	13,596	4,608	332
Natal	9,600	12,000	6,000	3,720
Zanzibar and Pemba	26,334	12,610
Kenya Colony	2,618	1,000
TOTAL BRITISH EMPIRE	6,133,682	12,552,270	3,433,607	10,746,402	12,117,867	28,40,550	60,84,400	12,27,105	32,00,870	38,94,381

* Included in Turkey, Asiatic prior to 1921-22.

ARTICLES, AND COUNTRIES OF CONSIGNMENT; ALSO SHARE OF EACH PROVINCE	QUANTITY					VALUE				
	1919-20	1920-21	1921-22	1922-23	1919-24	1919-20	1920-21	1921-22	1922-23	1923-24
						R	R	R	R	R
Textiles—continued										
Cotton—continued										
Manufactures—continued										
Piece goods—continued										
Coloured, Printed, or Dyed—continued										
Dyed goods—continued										
Cambrics, including Madapollams, Mus- lins, Mulls, and Jaconets (III. Q)— continued	Yards	Yards	Yards	Yards	Yards					
Germany	1,081	1,330	...
Netherlands	420	50,000	30,040	42,800	...	350	32,180	30,103	21,864
Switzerland	11,580	101,323	1,217	40,503	148,108	22,710	1,56,120	1,095	26,807	1,31,930
Italy	23,037	5,837	...	30,070	0,135
Austria	7,207	3,830
Maskat Territory and Trucial Oman .	6,000	1,280
Japan	48,564	6,365	...	33,500	15,000	30,270	10,060	...	8,260	4,324
United States of America—										
Via Atlantic Coast	1,004	0,018	15	148	24	300	5,560	22	50	21
" Pacific "	20	20	...
Other Foreign Countries	1,568	58	970	5,187	25	830	60	175	590	55
TOTAL FOREIGN COUNTRIES	70,829	143,080	59,283	112,070	210,001	55,390	2,09,720	33,473	57,277	1,08,077
Share of Bengal	832,664	533,453	531,319	1,897,192	342,575	1,40,030	2,53,880	1,92,895	4,71,957	2,24,591
" Bombay	2,628,969	4,945,123	749,381	3,223,424	5,454,354	11,04,570	21,70,490	3,03,818	9,27,508	17,34,522
" Sind	2,373,110	6,297,976	1,300,451	4,686,353	5,470,368	12,67,180	30,74,400	3,91,888	14,22,086	18,49,510
" Madras	822,320	1,532,311	779,390	1,000,746	464,039	3,43,730	6,74,620	3,30,803	4,18,322	1,81,299
" Burma	97,624	106,637	31,158	45,356	115,112	40,430	1,20,660	41,173	27,213	62,636
TOTAL	3,254,710	13,005,360	3,402,120	10,858,571	13,336,928	28,05,940	62,94,120	13,60,577	33,67,166	40,52,458
Chādars (III. Q)—	Yards	Yards	Yards	Yards	Yards					
TOTAL BRITISH EMPIRE	805	231	104	121	157	450	130	72	100	117
Share of Madras	805	231	104	121	157	450	130	72	100	117
Checks, Spots, and Stripes (III. Q)—	Yards	Yards	Yards	Yards	Yards					
United Kingdom	1,033,185	5,500,603	920,515	3,010,958	3,807,865	9,08,670	41,10,330	4,63,534	16,14,358	10,22,088
Bahrein Islands	15,978	13,000
Ceylon	611	60	613	...	314	510	60	627	...	755
Straits Settlements (including Labuan)	4,240	3,763	390	10,844	21,600	2,100	1,060	195	6,308	6,450
Honkong	0,295	5,600	2,777	4,531	...
Natal	3,840	3,700
Zanzibar and Pemba	4,520	2,700
Anglo-Egyptian Sudan	32,830	5,440	...
New South Wales	6,200	6,310
Australian Commonwealth (Total)	6,200	6,310
TOTAL BRITISH EMPIRE	1,000,223	5,504,425	930,103	3,068,379	3,829,770	10,15,650	41,12,050	4,76,613	16,30,667	20,29,360
Netherlands	6,092	3,176	6,092	4,693
Belgium	2,537	3,326
Switzerland	67,602	10,059	60,569	154,759	...	99,800	18,285	96,062	1,81,479
Italy	12,506	43,795	...	41,616	11,174	11,020	63,050	...	31,700	11,717
Maskat Territory and Trucial Oman	1,968	800
Japan	58,400	35,333	31,900	109,600	35,340	33,190	15,110	12,582	33,920	13,234
TOTAL FOREIGN COUNTRIES	70,990	137,130	41,059	218,077	208,854	44,210	1,78,560	31,167	1,06,773	2,15,449
Share of Bengal	322,860	797,393	376,900	873,174	1,027,001	1,77,900	5,44,580	1,63,250	4,07,372	4,93,453
" Bombay	456,023	1,873,899	355,902	1,295,777	793,902	3,94,700	16,50,060	2,25,598	7,76,139	4,54,184
" Sind	604,189	1,949,721	166,028	679,903	1,700,658	3,66,300	14,62,870	84,167	4,03,813	10,15,987
" Madras	14,174	9,834	6,190	31,325	7,236	13,080	15,330	6,202	21,759	6,519
" Burma	354,471	1,041,318	32,108	404,277	509,906	1,77,380	6,27,770	27,663	1,88,347	2,44,535
TOTAL	1,731,310	5,641,555	978,002	3,284,456	4,038,633	10,59,860(a)	42,90,610	5,00,780 (a)	17,97,430	22,44,738

(a) Duty was collected on R16,63,190 in 1919-20 and on R4,70,990 in 1921-22.

No. 13—continued

ARTICLES, AND COUNTRIES OF CONSIGNMENT; ALSO SHARE OF EACH PROVINCE	QUANTITY					VALUE				
	1919-20	1920-21	1921-22	1922-23	1923-24	1919-20	1920-21	1921-22	1922-23	1923-24
Textiles—continued						R	R	R	R	R
Cotton—continued										
Manufactures—continued										
Piece goods—continued										
Coloured, Printed, or Dyed—continued										
Dyed goods—continued										
Dhatis (III. Q) (a)—		Yards	Yards	Yards	Yards					
United Kingdom	—	32,880	12,138	2,100	69,014	—	20,480	8,717	1,467	33,483
Ceylon	—	8	...	621	1,274	—	487	764
Straits Settlements (including Labuan)	—	143	8,300	...	8	—	90	12,188	...	6
TOTAL BRITISH EMPIRE	—	33,040	20,438	2,721	70,806	—	20,570	20,905	1,954	34,253
Slam	—	...	132	—	...	201
Share of Bombay	—	82,880	12,138	...	67,880	—	20,480	8,717	...	32,762
„ Madras	—	151	...	2,721	1,282	—	90	...	1,954	770
„ Burma	—	...	8,432	...	1,725	—	...	12,389	...	721
TOTAL	—	33,040	20,570	2,721	70,806	—	20,570	21,106	1,954	34,253
Dhatis and Lungis (III. Q) (b)—	Yards									
United Kingdom	38,509	—	—	—	—	21,810	—	—	—	—
Other British Possessions	370	—	—	—	—	260	—	—	—	—
TOTAL BRITISH EMPIRE	38,879	—	—	—	—	22,070	—	—	—	—
Netherlands	9,696	—	—	—	—	5,570	—	—	—	—
Share of Bengal	15,696	—	—	—	—	9,220	—	—	—	—
„ Bombay	13,905	—	—	—	—	6,010	—	—	—	—
„ Sind	8	—	—	—	—	...	—	—	—	—
„ Madras	19,066	—	—	—	—	12,110	—	—	—	—
TOTAL	48,575	—	—	—	—	27,040	—	—	—	—
Drills, and Jeans (III. Q)—	Yards	Yards	Yards	Yards	Yards					
United Kingdom	1,017,053	3,575,675	1,574,230	1,743,331	1,761,203	8,98,370	33,51,480	14,63,607	14,80,825	15,22,079
Straits Settlements (including Labuan)	259	1,449	6,567	20	750	210	1,800	6,539	20	607
Hongkong	90	2,500	...	50	1,857
Zanzibar and Pemba	29,662	3,025	26,570	2,120
Kenya Colony	87,301	94,650
Other British Possessions	12	...	734	3,400	...	30	...	785	695	...
TOTAL BRITISH EMPIRE	1,134,377	3,670,248	1,681,531	1,746,741	1,764,433	10,10,830	33,55,460	14,90,021	14,87,740	15,25,143
Germany	5,442	2,283	...
Netherlands	63,750	124,291	235,680	447,200	59,591	41,080	71,970	1,04,283	1,31,563	22,577
Italy	40,507	12,524	36,400	7,044
Japan	105,600	108,285	...	299,300	614,096	61,260	1,30,190	...	1,34,238	2,04,507
Portuguese East Africa	23,451	9,951	2,000	25,960	6,040	630
Italian East Africa (Somaliland and Eritrea)	2,112	2,110
United States of America—										
Via Atlantic Coast	11,517	18,253	10,070	26,330
TOTAL FOREIGN COUNTRIES	204,318	393,389	248,204	751,042	676,287	1,38,370	2,73,040	1,11,327	3,28,063	2,87,714
Share of Bengal	61,055	21,313	34,112	153,784	49,144	44,380	26,120	24,724	78,574	27,853
„ Bombay	895,299	2,227,073	1,313,373	1,566,552	1,867,424	8,64,770	23,80,320	12,58,288	13,13,473	14,91,674
„ Sind	287,119	1,448,180	117,233	100,063	144,967	1,51,480	9,48,630	76,119	47,416	64,125
„ Madras	12,770	4,278	6,844	20	619	11,290	6,630	5,102	20	420
„ Burma	142,452	276,828	358,173	678,264	378,686	86,310	2,66,790	2,38,015	3,76,360	2,24,745
TOTAL	1,338,895	3,972,847	1,820,735	2,498,683	2,440,720	11,58,200	30,28,490(c)	16,02,248(c)	18,15,843(c)	18,12,857

(a) Separately recorded from 1920-21.

(b) Subdivided into " Dhatis " and " Lungis " from 1920-21.

(c) Duty was collected on Rs5,84,820 in 1920-21, on Rs13,51,306 in 1921-22, and on Rs14,55,870 in 1922-23.

GENERAL IMPORTS

(476)

No. 13—continued

ARTICLES AND COUNTRIES OF CONSIGNMENT; ALSO SHARE OF EACH PROVINCE	QUANTITY					VALUE				
	1910-20	1920-21	1921-22	1922-23	1923-24	1919-20	1920-21	1921-22	1922-23	1923-24
Textiles—continued										
Cotton—continued										
Manufactures—continued										
Piece goods—continued										
Coloured, Printed, or Dyed—continued										
Dyed goods—continued										
Flannel and Flannelettes (III. Q)—	Yards	Yards	Yards	Yards	Yards					
United Kingdom	71,394	1,146,019	628,008	50,802	101,079	40,660	8,76,569	5,56,112	10,856	44,00
Straits Settlements (including Labuan)	2,008	30	...	9,000	1,020	1,050	30	...	3,937	83
Hongkong	61	3,022	60	1,000
Other British Possessions	1,516	610
TOTAL BRITISH EMPIRE	74,081	1,149,071	628,008	50,802	102,500	42,980	8,77,400	5,56,112	23,893	44,84
Netherlands	2,287	2,769	69,764	...	21,004	1,930	3,220	39,104	...	7,34
Italy	40,913	302,605	93,020	24,045	57,350	53,670	3,44,930	62,667	18,860	25,352
Japan	258,606	1,711,063	...	406,016	805,108	1,70,330	10,09,940	...	1,72,138	3,75,311
TOTAL FOREIGN COUNTRIES	310,808	2,017,337	163,374	431,561	884,122	2,35,030	14,15,090	1,01,761	1,91,007	4,08,01
Share of Bengal	8,038	137,756	59,255	316,301	204,274	5,430	1,08,240	33,361	1,32,891	88,32
.. Bombay	198,005	978,075	378,300	97,376	480,001	1,46,420	6,84,120	4,08,508	40,359	2,46,22
.. Sind	4,873	541,635	165,150	1,599	17,442	4,420	5,17,840	86,945	1,231	8,47
.. Madras	6,583	6,140	447	1,087	1,707	5,130	6,730	840	624	1,31
.. Burma	108,318	1,503,543	188,330	74,000	284,297	1,18,380	9,75,050	1,37,819	39,235	1,08,51
TOTAL	385,787	3,187,208	791,382	401,363	987,721	2,74,010	22,92,580	6,56,873	2,14,000	4,52,852
Lungs (III. Q) (a)—		Yards	Yards	Yards	Yards					
United Kingdom	—	32,576	52,028	65,437	284,467	—	26,080	34,450	42,329	1,76,430
Aden and Dependencies	—	3,750	...	—	1,892	...
Ceylon	—	...	1,630	28	...	—	...	1,080	35	...
Straits Settlements (including Labuan)	—	5,075	1,294	262	212	—	3,300	1,180	365	281
New South Wales	—	...	216	—	...	135
Australian Commonwealth (Total)	—	...	216	—	...	135
TOTAL BRITISH EMPIRE	—	38,351	55,168	69,467	284,670	—	29,440	37,463	44,611	1,76,721
Netherlands	—	264,828	252,024	30,022	524,371	—	2,07,810	1,01,542	26,097	3,57,590
Switzerland	—	13,803	—	18,471
TOTAL FOREIGN COUNTRIES	—	264,828	252,024	30,022	538,103	—	2,07,810	1,01,542	26,097	3,76,076
Share of Bengal	—	283,867	278,385	90,741	746,151	—	2,81,900	1,19,380	64,279	5,00,131
.. Bombay	—	6,837	11,313	8,463	242	—	6,660	3,971	6,039	290
.. Sind	—	13,892	—	18,471
.. Madras	—	5,075	2,924	59	72	—	8,300	2,869	48	72
.. Burma	—	7,300	15,870	228	63,485	—	5,400	12,285	342	33,821
TOTAL	—	303,070	308,002	99,420	822,842	—	2,97,260	1,30,005	70,708	5,52,701
Prints and Chintz (III. Q)—	Yards	Yards	Yards	Yards	Yards					
United Kingdom	1,032,363	1,066,905	61,829	146,714	91,825	10,94,790	6,76,050	35,142	75,603	32,551
Straits Settlements (including Labuan)	610	2,891	841	300	2,600	380
Other British Possessions	20	301	...	63	35	10	200	...	37	30
TOTAL BRITISH EMPIRE	1,032,993	1,069,707	62,670	146,777	91,860	10,95,100	6,78,850	35,522	75,640	32,581
Italy	39,528	25,940
United States of America—										
Far Atlantic Coast	15	10
TOTAL FOREIGN COUNTRIES	15	...	39,528	10	...	25,940
Share of Bengal	100,973	6,118	...	39,040	2,528	...
.. Bombay	88,863	96,659	4,833	28,645	...	55,400	42,900	6,726	11,047	...
.. Sind	98,437	55,311	...	70,118	...	69,700	33,100	...	37,637	...
.. Madras	1,586,060	780,971	87,837	22,624	35	9,01,990	5,16,630	29,796	13,433	30
.. Burma	68,614	136,856	39,528	19,269	91,825	38,980	86,410	26,940	10,345	32,551
TOTAL	1,923,007	1,069,707	102,198	146,777	91,900	10,95,110	6,78,940	61,462	75,640	32,581

(a) Separately recorded from 1920-21.

No. 13—continued

ARTICLES, AND COUNTRIES OF CONSIGNMENT; ALSO SHARE OF EACH PROVINCE	QUANTITY					VALUE				
	1919-20	1920-21	1921-22	1922-23	1923-24	1919-20	1920-21	1921-22	1922-23	1923-24
Textiles—continued										
Cotton—continued						R	R	R	R	R
Manufactures—continued										
Piece goods—continued										
Coloured, Printed, or Dyed—continued										
Dyed goods—continued										
Saris and Scarves (III. Q)—	Yards	Yards	Yards	Yards	Yards					
United Kingdom	1,038,056	912,728	222,613	344,403	254,169	10,36,330	5,23,350	1,26,188	2,01,085	1,46,236
Ceylon	11,197	2,167	657	2,377	...	10,850	2,027	440	1,900
Straits Settlements (including Labuan)	7,415	624	...	1,160	1,947	4,260	400	...	848	1,152
Federated Malay States	17,013	11,790
Kenya Colony	600	1,490
TOTAL BRITISH EMPIRE	1,063,084	924,547	224,780	346,300	263,480	10,53,880	5,34,160	1,28,215	2,02,373	1,48,207
Germany	7,300	6,067
Netherlands	20,224	5,316	...	65,608	21,385	19,780	3,500	...	41,213	15,400
Austria	2,750	3,270
Hungary
Czechoslovakia	17,916	8,963	2,712	32,435	8,291	4,093
TOTAL FOREIGN COUNTRIES	31,974	5,316	17,916	74,471	31,397	23,050	3,590	32,435	49,404	26,629
Share of Bengal	916,877	469,787	119,843	290,004	241,411	4,23,820	2,63,470	61,067	1,71,828	1,51,237
„ Bombay	235,911	189,112	63,605	65,756	7,300	1,97,840	96,100	74,422	47,453	6,967
„ Sind	7,000	4,310
„ Madras	320,385	276,810	11,317	65,011	45,166	5,13,430	1,63,910	5,229	32,526	17,622
„ Burma	15,885	24,204	42,931	7,950	14,270	19,332
TOTAL	1,995,058	929,863	242,696	420,771	293,877	10,76,910	5,37,760	1,00,700	2,51,807	1,76,826
Shirtings (III. Q)—	Yards	Yards	Yards	Yards	Yards					
United Kingdom	12,755,915	23,455,028	14,027,107	21,251,100	19,630,153	57,05,460	1,20,41,790	62,61,402	80,04,261	74,47,247
Bahrain Islands	3,400	3,200	...	1,120	828
Straits Settlements (including Labuan)	5,845	1,555	78	1,752	48,328	3,510	1,010	70	1,041	10,757
Hongkong	8,180	17,885	1,750	9,886	14,815	4,150	9,680	662	4,626	9,324
Kenya Colony	2,926	7,500	1,800	2,668
Victoria	11,840	6,575	...
Australian Commonwealth (Total)	11,840	6,575	...
Other British Possessions	858	...	1,482	12	665	600	...	780	0	544
TOTAL BRITISH EMPIRE	12,773,724	23,476,858	14,030,477	21,274,599	19,710,681	57,15,520	1,20,53,680	63,68,120	80,10,473	74,77,378
Germany	11,910	...	3,000	5,355	...	924
Netherlands	121,020	375,840	647,600	1,089,233	1,224,021	93,010	2,72,790	3,06,414	6,75,960	6,19,639
Switzerland	10,126	4,034
Italy	2,471	19,409	3,076	...	20,824	3,020	14,140	1,211	...	21,855
Turkey, Asiatic
Persian Gulf	4,869	1,330
Persia	3,500	1,810	...	6,640	...	1,900	500	...	2,268	...
Japan	457,552	1,922,174	590,200	2,072,762	4,210,805	2,54,170	7,33,760	2,60,417	10,05,272	17,09,370
Other Foreign Countries	1,628	...	3,105	836	360	640	...	300	162	472
TOTAL FOREIGN COUNTRIES	587,072	1,724,192	1,375,010	3,768,971	5,475,610	3,52,740	10,22,820	5,40,731	16,43,652	23,62,190
Share of Bengal	7,248,878	7,321,362	6,290,200	7,713,323	6,314,769	20,10,740	22,52,110	26,96,792	25,36,877	26,35,981
„ Bombay	3,554,422	10,154,393	4,515,411	10,302,052	12,213,055	15,85,320	55,97,570	20,15,322	41,41,723	49,92,076
„ Sind	1,180,812	4,770,578	1,627,249	4,172,294	3,544,637	6,26,860	22,50,690	7,16,651	16,55,252	13,45,784
„ Madras	845,640	1,517,979	913,327	562,581	699,477	4,37,420	8,19,890	4,48,281	2,91,522	2,61,739
„ Burma	530,634	1,877,428	1,959,309	2,372,210	2,514,103	2,02,220	9,26,140	10,32,105	11,74,375	11,92,997
TOTAL	13,960,796	25,201,080	15,905,496	25,143,570	25,180,591	60,68,260	1,30,76,400	60,09,851	96,00,125	98,29,577

(a) Duty was collected on ₹1,30,48,660 in 1920-21, on ₹27,82,587 in 1921-22, and on ₹24,55,742 in 1922-23.

ARTICLES, AND COUNTRIES OF CONSIGNMENT; ALSO SHARE OF EACH PROVINCE	QUANTITY					VALUE				
	1919-20	1920-21	1921-22	1922-23	1923-24	1919-20	1920-21	1921-22	1922-23	1923-24
Textiles—continued										
Cotton—continued										
Manufactures—continued										
Piece goods—continued										
Coloured, Printed, or Dyed—continued										
Dyed goods—continued										
Twills (III. Q)—	Yards	Yards	Yards	Yards	Yards					
United Kingdom	3,592,105	18,385,157	2,316,154	5,741,191	8,701,756	20,38,040	1,73,23,370	16,05,048	36,14,473	54,63,61
Mesopotamia*	—	—	2,533	—	—	2,550
Bahrain Islands	4,180	1,00
Straits Settlements (including Labuan)	3,580	44	117	...	13	1,350	70	118	...	4
Zanzibar and Pemba	19,903	2,030	13,290	2,540
Kenya Colony	10,378	12,060
Other British Possessions	1,000	746	...	204	...	380	514	...	11
TOTAL BRITISH EMPIRE	3,625,043	18,388,231	2,319,550	5,741,181	8,706,188	20,64,640	1,73,26,360	16,08,230	36,14,473	54,67,00
Netherlands	8,000	...	16,203	7,910	...	8,861	...
Switzerland	50,343	168,624	...	13,440	41,808	24,060	62,400	...	4,401	12,43
Italy	70,987	10,803	1,538	95,470	13,808	1,722	...
Japan	87,444	24,928	...	22,080	20,393	54,430f	15,580	...	11,361	12,51
Other Foreign Countries	538	560
TOTAL FOREIGN COUNTRIES	108,315	272,530	10,803	53,281	62,301	79,850	1,81,260	13,803	26,345	24,98
Share of Bengal	104,204	894,784	89,443	411,017	659,654	1,07,860	8,85,780	20,286	1,97,503	2,98,86
.. Bombay	1,152,087	3,971,260	856,353	936,862	1,310,326	9,77,730	33,18,690	6,34,979	5,99,786	8,75,40
.. Sind	2,261,968	14,032,525	1,352,747	4,152,136	6,643,357	15,19,800	1,85,21,300	8,89,114	26,33,867	41,71,62
.. Madras	19,287	8,249	3,292	338	62	16,150	21,720	7,087	951	4
.. Burma	185,772	253,060	97,218	295,089	214,680	1,24,050	2,60,030	70,537	2,00,711	1,45,88
TOTAL	2,734,258	18,680,770	2,339,158	5,704,443	8,828,309	30,44,300	1,76,07,620 (b)	10,33,033 (b)	36,40,818 (b)	54,01,98 (b)
Woven Lungs and Sarongs (III. Q) (a)—	Yards	Yards	Yards	Yards	Yards					
United Kingdom	50,267	15,817	24,022	41,033	...	40,340	13,073	14,046	35,42
Aden and Dependencies	5,889	2,500	2,835	1,261	...
Ceylon	8	1,675	...	6,034	...	10	1,320	...	4,022	...
Straits Settlements (including Labuan)	250	247	1,229	32,800	...	200	220	1,486	35,453	...
TOTAL BRITISH EMPIRE	256	61,180	22,934	66,856	41,033	210	50,880	18,294	56,682	35,42
Netherlands	140,366	90,816	34,092	1,42,730	63,033	21,626	...
Siam	709	010	1,071	1,168	...
Japan	6,510	7,280	...
TOTAL FOREIGN COUNTRIES	...	140,366	91,685	41,612	1,42,730	65,004	30,113	...
Share of Bengal	...	187,961	90,816	41,592	1,30,280	63,933	27,183	...
.. Bombay	11,672	21,706	19,982	5,262	...	11,780	16,808	6,750	2,370
.. Madras	268	1,922	8	6,634	...	210	1,550	8	4,922	...
.. Burma	1,982	40,220	35,771	2,549	44,940	33,058
TOTAL	258	201,555	114,619	108,368	41,033	310	1,08,610	83,298	86,795	35,42
Unspecified descriptions (III. Q)—										
United Kingdom	21,885,141	52,105,521	7,426,311	23,550,073	46,668,109	2,05,68,690	5,55,03,840	62,06,090	1,67,74,089	3,03,50,640
Aden and Dependencies	704	740	303	5,343	190	410	960	367	3,545	180
Mesopotamia*	—	—	—	3,347	13,005	—	—	—	1,983	4,255
Ceylon	2,176	61,288	2,320	16,839	38,464	2,090	31,370	2,245	11,202	24,622
Straits Settlements (including Labuan)	132,045	63,668	77,704	66,121	176,421	61,930	40,230	58,767	50,604	1,05,978
Hongkong	60,897	82,863	40,224	100,020	11,760	40,820	65,620	25,585	62,200	5,374
Egypt†	2,014	250	...	—	...	1,640	472	...	—
Natal	3,922	7,200	...	190	...	3,530	1,600	...	105
Zanzibar and Pemba	370,147	43,152	3,14,600	43,350
Kenya Colony	164,360	520	...	461	2,335	3,58,910	420	...	557	1,380
Mauritius and Dependencies	2,150	2,550
Victoria	11,171	0,431	...
New South Wales	25	400	8	400
Australian Commonwealth (Total)	11,196	400	6,439	400
Other British Possessions	274	780	...	20	...	80	210	...	20
TOTAL BRITISH EMPIRE	22,064,470	62,302,074	7,668,422	23,764,298	46,608,400	2,12,58,340	5,57,30,110	62,97,876	1,60,00,778	3,11,02,104

* Included in Turkey, Asiatic prior to 1921-22.
 (a) Figures for 1919-20 represent those of "Woven Lungs" only.

No. 13—continued

ARTICLES, AND COUNTRIES OF CONSIGNMENT, ALSO SHARE OF EACH PROVINCE	QUANTITY					VALUE				
	1919-20	1920-21	1921-22	1922-23	1923-24	1919-20	1920-21	1921-22	1922-23	1923-24
	Yards	Yards	Yards	Yards	Yards	R	R	R	R	R
Textiles—continued										
Cotton—continued										
Manufactures—continued										
Piece goods—continued										
Coloured, Printed, or Dyed—continued										
Dyed goods—continued										
Unspecified description (III. Q)—continued										
Germany	64,090	46,623	70,280	204,098	...	1,90,060	76,391	61,134	2,42,566
Netherlands	7,444	199,162	15,180	14,057	111,269	9,520	3,15,700	10,301	8,153	97,565
Belgium	2,338	968,588	64,306	17,398	254,217	4,920	20,15,500	70,498	22,114	2,77,672
France	1,396	14,328	16,169	9,118	25,420	3,380	20,200	12,345	16,256	25,283
Switzerland	200,801	559,685	250,429	634,016	1,435,539	3,38,720	10,74,540	3,97,908	9,61,700	15,81,765
Italy	775,701	4,327,072	590,273	411,368	1,728,313	8,58,500	52,08,410	6,14,270	4,10,172	15,42,386
Austria	23,790	101,075	...	1,918	6,136	41,640	67,200	...	2,076	9,288
Hungary
Czecho-Slovakia	—	—	1,250	3,333	20,675	—	—	2,040	4,707	38,310
Turkey, Asiatic	—	—	—	—
Red Sea	400	2,225	—	—	—	200	3,430	—	—	—
Persian Gulf	28,815	590	—	—	—	7,800	660	—	—	—
Muskat Territory and Trucial Oman	17,007	6,160	18	...	16	8,590	3,900	15	...	15
Other Native States in Arabia	2,340	400	420	3,140	216	200
Persia	603	9,482	20,012	2,667	120	370	8,420	7,470	1,805	44
Siam	459	620	680	300	280	644	...
China (exclusive of Hongkong and Macao)	4,072	137	504	33,268	3,151	6,080	170	252	13,421	3,928
Japan	1,513,761	3,184,909	750,549	3,714,163	3,957,961	8,45,020	16,41,550	3,02,000	14,24,270	13,75,930
Egypt †	—	—	—	—	2,239	—	—	—	—	8,501
Portuguese East Africa	10,121	2,637	7,020	1,780
Italian East Africa (Somaliland and Eritrea)	1,777	1,780
United States of America—										
Via Atlantic Coast	82,544	160,034	2,500	62,175	260,373	75,570	2,19,280	4,931	42,332	1,63,208
,, Pacific ,,	8,257	...	353	12,840	...	101	...
TOTAL FOREIGN COUNTRIES	2,671,837	9,617,567	1,767,523	4,076,723	8,026,935	22,07,470	1,08,05,010	15,76,701	30,20,161	53,61,045
Share of Bengal	2,588,818	5,866,444	1,210,095	3,510,204	6,918,271	20,04,820	49,22,710	7,05,464	20,82,003	38,51,187
,, Bombay	14,858,709	84,415,769	4,479,378	16,070,516	30,980,057	1,43,07,697	3,96,05,440	41,65,689	99,05,700	2,16,76,500
,, Sind	8,032,481	9,423,018	972,094	2,399,453	7,672,320	28,35,640	1,00,09,470	8,99,002	13,80,417	21,24,319
,, Madras	457,808	1,084,238	178,992	260,785	387,064	8,90,560	11,81,210	1,93,974	2,30,241	3,30,029
,, Burma	4,898,203	11,191,085	2,499,385	7,499,968	8,971,711	39,27,100	1,09,16,200	20,10,448	53,22,518	55,60,665
TOTAL	25,336,007	61,980,541	9,333,945	28,740,931	54,935,423	2,34,65,810	6,65,85,120	78,74,577	1,80,20,069	3,64,63,200
Total Dyed goods—	Yards	Yards	Yards	Yards	Yards					
United Kingdom	50,926,580	118,807,579	30,670,645	66,780,308	93,597,124	3,61,12,130	10,06,90,770	1,80,08,761	3,40,52,117	5,17,69,645
Aden and Dependencies	704	746	6,524	14,821	190	410	980	8,301	8,213	190
Mesopotamia *	—	—	2,538	3,347	14,426	—	—	2,550	1,932	4,048
Bahrain Islands	23,724	2,400	5,280	15,660	1,120	1,328
Ceylon	3,048	74,718	6,734	24,888	42,675	3,780	43,520	4,585	17,354	28,397
Straits Settlements (including Labuan)	163,108	84,798	116,674	131,989	250,951	85,320	61,010	94,408	1,04,285	1,32,564
Federated Malay States	17,033	274	840	...	20	11,800	80	285	...	20
Hongkong	69,241	105,748	67,269	119,914	29,281	45,036	67,600	21,224	62,341	16,574
Egypt †	3,014	2,908	1,640	2,361
Natal	9,600	15,923	11,040	...	190	6,000	7,250	5,300	...	105
Zanzibar and Pemba	455,694	46,207	4,520	3,06,650	48,000	2,700
Kenya Colony	360,686	529	...	461	9,525	3,51,120	400	...	557	4,048
Anglo-Egyptian Sudan	—	—	...	32,880	...	—	—	...	5,460	...
Mauritius and Dependencies	2,150	2,550
Victoria	23,011	13,006	...
New South Wales	6,200	...	216	25	400	6,310	...	135	8	400
Australian Commonwealth (Total)	6,200	...	216	23,936	100	6,310	...	135	13,014	400
TOTAL BRITISH EMPIRE	52,043,618	119,110,933	39,882,052	67,131,644	93,950,362	3,70,35,200	10,50,03,140	1,81,68,449	3,42,66,302	5,12,58,109

* Included in Turkey, Asiatic prior to 1921-22.
 † Shown as a Foreign country from 1921-24.
 (a) Duty was collected on Rs. 34,64,640 in 1919-20, on Rs. 55,66,940 in 1920-21, on Rs. 50,758 in 1921-22, and on Rs. 60,697 in 1922-23.

ARTICLES, AND COUNTRIES OF CONSIGNMENT; ALSO SHARE OF EACH PROVINCE	QUANTITY					VALUE				
	1910-20	1920-21	1921-22 *	1923-23	1923-24	1910-20	1920-21	1921-22	1923-23	1923-24
	Yards	Yards	Yards	Yards	Yards	R	R	R	R	R
Textiles—continued										
Cotton—continued										
<i>Manufactures—continued</i>										
<i>Piece goods—continued</i>										
<i>Coloured, Printed, or Dyed—continued</i>										
<i>Dyed goods—concluded</i>										
<i>Total Dyed goods—continued</i>										
Germany	64,000	58,533	76,803	214,338	...	1,00,060	81,746	94,735	3,50,457
Netherlands	234,321	1,130,002	1,868,014	1,739,947	2,018,716	1,70,890	10,85,989	7,36,937	8,99,767	11,46,354
Belgium	2,233	668,645	64,396	17,398	256,764	4,920	20,15,570	79,408	22,114	2,80,998
France	1,386	14,328	16,100	9,440	25,445	3,380	20,300	13,345	10,306	25,338
Switzerland	362,230	807,103	271,934	755,138	1,794,108	3,81,090	13,92,870	4,31,322	11,08,020	10,25,094
Italy	840,691	4,828,403	758,623	479,167	1,821,498	9,26,310	57,94,280	7,24,835	4,02,472	16,07,475
Austria	} 26,540	} 101,075	...	1,818	13,403	} 44,010	} 87,200	...	2,076	13,127
Hungary
Czechoslovakia	19,160	12,290	32,387	34,475	12,988	42,403
Turkey, Asiatic
Red Sea	400	2,225	300	3,430
Persian Gulf	28,915	5,459	7,030	1,990
Maskat Territory and Trucial Oman	26,231	6,160	3,123	...	1,083	10,600	3,090	315	...	815
Other Native States in Arabia	2,340	400	420	3,140	216	200
Persia	6,671	11,292	20,982	14,624	129	3,100	8,920	7,645	4,732	44
Sumatra	360	472
Siam	459	1,521	1,795	390	1,552	1,854	...
China (exclusive of Hongkong and Macao)	4,072	137	504	33,268	13,151	8,080	170	252	13,401	3,928
Japan	2,409,048	9,476,357	1,390,640	7,264,931	9,664,063	14,48,670	36,19,780	6,44,290	28,56,787	37,64,543
Egypt†	2,229	3,501
Portuguese East Africa	33,900	12,588	2,600	33,330	7,830	630
Italian East Africa (Somaliland and Eritrea)	3,889	3,899
United States of America—										
<i>Via Atlantic Coast</i>	95,680	193,305	2,515	92,323	900,390	66,060	3,51,170	4,953	42,383	1,03,304
<i>Pacific</i>	8,267	...	372	12,940	...	211	...
TOTAL FOREIGN COUNTRIES	4,066,567	14,715,753	3,976,029	10,458,019	16,122,628	31,32,390	1,41,99,680	27,40,084	55,30,012	92,20,083
<i>Share of Bengal</i>	11,699,068	16,044,068	9,069,668	15,303,960	17,002,120	59,63,130	1,03,49,680	40,81,062	61,73,145	76,72,051
<i>Bombay</i>	83,872,191	68,179,242	12,767,493	32,629,853	53,184,832	1,96,00,610	5,55,84,510	90,31,846	1,77,79,137	3,14,42,486
<i>Sind</i>	9,790,067	38,443,807	5,691,193	16,269,294	25,207,911	71,34,860	3,19,08,310	31,43,836	74,81,775	1,35,99,526
<i>Maderis</i>	4,586,066	5,217,582	1,934,608	1,961,045	1,496,926	26,45,320	33,61,800	10,30,943	10,16,521	7,99,889
<i>Burma</i>	6,461,878	15,978,927	5,375,126	11,425,881	13,181,201	48,23,870	1,41,98,800	36,20,305	73,53,436	76,64,248
TOTAL	56,100,175	133,856,686	34,858,081	77,560,293	110,072,990	4,01,67,580	11,54,03,100	2,08,98,632	3,08,04,314	6,11,78,192
Woven coloured goods—										
<i>Cantrics, including Madapollams, Muslins, Mulls, and Jacquets (111. Q)—</i>	Yards	Yards	Yards	Yards	Yards					
United Kingdom	3,063,360	1,008,706	215,051	1,094,802	729,012	12,15,890	10,69,040	1,00,315	6,04,731	5,06,024
Ceylon	36	...	40	7	...	30	...	30	3
Straits Settlements (including Labuan)	25,375	15,800
TOTAL BRITISH EMPIRE	3,087,744	1,008,742	215,051	1,094,842	729,019	12,31,790	10,69,070	1,00,315	6,04,761	5,06,027
Germany	4,547	6,667	...
Netherlands	1,234	2,620
Belgium	10,304	10,300
Switzerland	59,705	3,518	29,278	67,945	...	93,470	5,475	46,010	61,062
Italy	4,000	5,668	3,660	...	897	4,000	11,880	1,015	...	1,528
Austria	} ...	}	7,140	} ...	}	13,120
Hungary	
United States of America—										
<i>Via Atlantic Coast</i>	6,633	1,740
Other Foreign Countries	406	58	1,210	500	48	913
TOTAL FOREIGN COUNTRIES	9,127	76,911	7,178	33,853	67,207	6,240	1,18,270	7,090	5,1725	75,622
<i>Share of Bengal</i>	895,858	896,635	146,149	760,459	875,365	5,10,690	9,67,560	65,783	4,80,770	4,60,644
<i>Bombay</i>	1,132,450	181,071	...	28,075	46,040	6,87,930	1,36,210	...	17,999	27,494
<i>Sind</i>	93,189	55,217	68,000	50,430
<i>Maderis</i>	43,734	44,096	74,080	340,193	171,118	96,410	26,450	41,622	1,57,724	91,878
<i>Burma</i>	16,234	4,303	...	6,780	2,233
TOTAL	2,096,871	1,145,653	222,229	1,128,736	796,626	12,38,030	11,87,340	1,07,405	6,60,456	5,82,240

† Shown as a Foreign country from 1923-24.

No. 13—continued

ARTICLES, AND COUNTRIES OF CONSIGNMENT; ALSO SHARE OF EACH PROVINCE	QUANTITY					VALUE				
	1919-20	1920-21	1921-22	1922-23	1923-24	1919-20	1920-21	1921-22	1922-23	1923-24
Textiles—continued						R	R	R	R	R
Cotton—continued										
Manufactures—continued										
Piece goods—continued										
Coloured, Printed, or Dyed—continued										
Woven coloured goods—continued										
Chādars (III, Q)—	Yards	Yards	Yards	Yards	Yards					
United Kingdom	16,732	13,036	2,400	15,370	7,930	1,632
Natal	10,128	10,390
Kenya Colony	1,630	1,310
Other British Possessions	678	...	34	570	...	31
TOTAL BRITISH EMPIRE	18,940	22,164	34	...	2,400	17,250	18,310	31	...	1,632
Czechoslovakia	—	—	945	—	—	1,766
Share of Bengal	945	1,766
„ Bombay	18,362	22,164	2,400	16,680	18,210	1,632
„ Madras	678	...	34	570	...	31
TOTAL	18,940	22,164	970	...	2,400	17,250	18,210(a)	1,797	...	1,632
Checks, Spots, and Stripes (III, Q)—	Yards	Yards	Yards	Yards	Yards					
United Kingdom	2,347,725	3,020,720	422,334	917,036	1,240,243	15,71,070	31,31,440	2,58,803	5,35,701	7,80,047
Mesopotamia *	—	—	20,400	5,592	...	—	—	7,650	3,116	...
Bahrain Islands	8,400	1,577	...
Ceylon	332	00	521	775	247	480	00	008	602	233
Straits Settlements (including Labuan)	11,055	32,063	114,892	18,385	10,300	4,350	13,140	42,760	6,136	5,079
Hongkong	10,774	16,955	42,719	10,313	1,235	5,680	8,460	10,791	5,282	584
Egypt†	4,320	—	...	1,070	—
Kenya Colony	3,505	2,400
Mauritius and Dependencies	1,700	...	9,006	1,370	...	6,320
TOTAL BRITISH EMPIRE	2,375,001	3,974,018	615,962	360,500	1,261,024	15,85,250	31,44,770	3,36,348	5,62,504	7,86,842
Netherlands	706	6,032	9,408	6,374	...	970	7,730	6,056	6,726
Belgium	6,268	8,094	12,499	2,506	...	10,200	12,351	19,824	3,110
Italy	59,546	9,410	7,723	45,413	...	60,890	5,008	13,521	35,501
China (exclusive of Hongkong and Macao)	3,026	1,325	...
Japan	166,311	767,448	1,080,980	1,671,800	2,121,291	96,320	3,69,790	6,22,712	5,78,359	6,09,075
United States of America—										
<i>Via Atlantic Coast</i>	10,066	1,001	30	13,298	...	20,570	1,745	30	5,842
<i>„ Pacific</i>	242	210
Other Foreign Countries	1,326	360
TOTAL FOREIGN COUNTRIES	167,637	884,206	1,705,520	1,704,450	2,168,682	96,580	4,82,630	6,50,500	6,20,015	7,20,254
Share of Bengal	1,101,455	1,718,453	144,522	352,984	1,358,558	6,81,050	14,35,500	72,345	3,23,287	7,93,012
„ Bombay	759,744	834,581	63,937	144,094	219,337	5,64,870	6,56,770	32,328	94,125	1,15,277
„ Sind	62,235	862,072	1,284	9,408	12,786	39,010	2,78,180	1,007	6,955	8,282
„ Madras	159,616	89,483	35,228	26,725	40,333	1,04,110	93,130	39,851	18,167	30,101
„ Burma	459,678	1,828,636	2,081,407	1,924,845	1,818,882	2,92,780	11,72,720	8,41,313	7,30,074	5,66,124
TOTAL	2,542,728	4,828,224	2,321,386	2,664,980	3,449,006	16,81,830	36,27,400 (b)	9,86,964 (b)	11,72,609 (b)	15,07,096
Shutis (III, Q)—	Yards	Yards	Yards	Yards	Yards					
United Kingdom	940,594	1,661,513	547,330	550,203	216,777	5,04,330	15,53,820	4,08,920	2,98,703	1,05,199
Aden and Dependencies	5,625	9,208	3,500	4,300
Ceylon	44,453	234	3,108	665	...	52,930	183	2,569	523
Straits Settlements (including Labuan)	8,762	1,060	9,010	1,500
TOTAL BRITISH EMPIRE	963,971	1,716,299	547,573	553,371	217,442	5,06,930	16,12,640	4,09,102	3,01,206	1,05,721

* Included in Turkey, Asiatic prior to 1921-22.
(a) Duty was collected on R7,820 in 1920-21.

ARTICLES, AND COUNTRIES OF CONSIGNMENT; ALSO SHARE OF EACH PROVINCE	QUANTITY					VALUE				
	1919-20	1920-21	1921-22	1922-23	1923-24	1919-20	1920-21	1921-22	1922-23	1923-24
						R	R	R	R	R
Textiles—continued										
Cotton—continued										
Manufactures—continued										
Piecegoods—continued										
Coloured, Printed or Dyed—continued										
Woven coloured goods—continued										
Dhutis (III, Q)—continued	Yards	Yards	Yards	Yards	Yards					
Netherlands	2,141,671	3,770,840	4,001,765	6,129,180	...	16,04,770	37,83,480	20,03,852	34,42,071	...
Switzerland	38,474	8,400	25,025	5,600	...
Japan	6,000	4,760
TOTAL FOREIGN COUNTRIES	2,147,671	3,770,840	4,128,239	6,137,580	...	16,09,550	37,83,480	27,18,677	34,48,271	...
Share of Bengal	143,009	89,068	490	161,368	41,500	04,170	68,620	344	70,910	20,840
„ Bombay	6,555	39,467	...	67,869	...	4,050	21,970	...	33,696	...
„ Madras	23,185	5,896	234	66,355	175,942	17,430	4,480	183	45,374	84,381
„ Burma	2,937,938	5,859,701	4,676,068	6,895,376	...	21,80,830	63,01,060	31,87,369	36,99,687	...
TOTAL	3,111,642	5,487,133	4,676,812	6,600,057	217,442	22,10,480	63,96,120	31,87,860	37,40,507	1,05,721
Drills and Jeans (III, Q)—	Yards	Yards	Yards	Yards	Yards					
United Kingdom	379,188	808,442	369,005	765,624	765,050	3,22,680	8,17,320	2,46,659	4,26,906	3,03,607
Aden and Dependencies	5,560	3,470
Straits Settlements (including Labuan)	24,020	00	...	16,820	04
TOTAL BRITISH EMPIRE	384,748	832,462	369,005	765,624	765,125	3,26,150	8,34,040	2,46,659	4,26,906	3,03,661
Germany	12,729	51,800	6,305	21,201
Netherlands	60,000	14,400	104,300	28,010	371,868	39,710	10,200	48,077	12,387	1,61,770
Italy	4,488	72,220	...	13,016	...	6,140	27,470	...	11,721
Japan	2,311,840	1,687,650	629,700	1,645,100	2,535,767	13,79,010	10,78,740	3,04,764	7,16,831	11,21,418
United States of America—										
Via Atlantic Coast	515	174,307	600	...	124,080	1,900	1,50,610	1,237	...	70,670
TOTAL FOREIGN COUNTRIES	2,372,355	1,860,845	808,689	1,680,739	3,006,031	18,10,020	12,51,090	3,81,548	7,35,583	13,86,005
Share of Bengal	2,164,199	2,845,045	781,394	1,341,267	2,673,699	12,86,720	16,14,920	4,27,610	7,10,761	12,12,557
„ Bombay	552,131	218,810	226,800	596,400	7,081,953	3,28,160	1,56,560	1,28,499	2,33,233	5,05,386
„ Sind	28,403	50,400	20,810	28,073
„ Madras	22,459	69	...	21,880	64
„ Burma	40,771	102,590	117,300	604,596	266,325	21,900	71,760	44,025	2,18,665	61,949
TOTAL	2,767,101	2,713,307	1,175,804	2,452,263	3,832,056	16,30,770	20,65,730	6,28,207	11,62,540	17,80,356
Flannel and Flannelettes (III, Q)—	Yards	Yards	Yards	Yards	Yards					
United Kingdom	273,444	1,882,035	128,302	88,417	152,110	1,62,510	13,92,940	66,355	33,540	62,371
Zanzibar and Pemba	4,156	4,540
Egypt†	200	...
Kenya Colony	2,509	1,079
TOTAL BRITISH EMPIRE	280,171	1,882,035	128,302	88,417	152,110	1,58,720	13,92,910	66,355	33,740	62,371

† Shown as a Foreign country from 1923-24.

No. 13—continued

ARTICLES, AND COUNTRIES OF CONSIGNMENT, ALSO SHARE OF EACH PROVINCE	QUANTITY					VALUE				
	1910-20	1920-21	1931-22	1922-23	1923-24	1910-20	1920-21	1931-22	1922-23	1923-24
Textiles—continued										
Cotton—continued										
Manufactures—continued										
Piecegoods—continued										
Coloured, Printed, or Dyed—continued										
Woven coloured goods—continued										
Flannel and Flannelettes (III. Q)— continued	Yards	Yards	Yards	Yards	Yards					
Germany	12,372	7,038	4,010	5,623
Netherlands	68,708	52,946	...	54,884	...	50,100	26,845	...	31,760
Belgium	13,368	13,700
Italy	59,076	301,802	58,723	27,833	153,611	63,930	3,61,830	30,835	8,822	92,309
China (exclusive of Hongkong and Macao)	1,288	730
Japan	107,285	2,001,048	90,090	459,534	1,502,576	56,130	14,10,400	54,028	2,00,597	7,22,485
United States of America— Far Atlantic Coast	41,240	46,984	75	19,900	32,700	46
TOTAL FOREIGN COUNTRIES	207,610	2,523,948	201,633	499,739	1,778,142	1,30,060	18,76,480	1,11,594	2,13,339	8,52,183
Share of Bengal	194,536	2,865,350	174,735	556,213	1,811,005	1,03,640	19,79,970	90,369	2,36,387	8,74,500
.. Bombay	300,306	795,865	48,186	423	59,010	1,41,220	5,74,470	28,074	390	27,213
.. Sind	17,441	412,761	38,810	...	7,995	12,000	4,82,830	30,279	...	3,109
.. Madras	3,024	2,338	341	234	2,488	2,400	1,570	304	120	1,718
.. Burma	72,414	308,669	68,073	31,704	49,754	38,530	2,80,680	82,365	10,381	27,648
TOTAL	467,781	4,405,963	330,135	588,579	1,930,262	2,07,760	33,69,400	1,77,940	2,47,088	9,34,554
Prints and Chints (III. Q)—	Yards	Yards	Yards	Yards	Yards					
United Kingdom	9,714	67,079	...	478	...	4,780	37,430	...	405	...
Ceylon	135	1,029	120	1,060
Other British Possessions	130	8	220	5
TOTAL BRITISH EMPIRE	9,979	69,008	...	478	8	5,120	39,300	...	405	5
Share of Bombay	8,992	61,105	1,510	32,000
.. Madras	425	5,848	8	510	5,020	5
.. Burma	5,562	2,055	...	478	...	3,100	2,310	...	405	...
TOTAL	9,979	69,008	...	478	8	5,120	39,300	...	405	5
Saris and Scarves (III. Q)—	Yards	Yards	Yards	Yards	Yards					
United Kingdom	426,365	2,412,730	347,240	1,382,374	2,576,331	2,68,090	12,62,940	1,80,601	6,52,008	12,02,587
Aden and Dependencies	13,432	8,000
Ceylon	1,995	3,300	411	28,439	36,600	1,070	2,010	202	21,534	18,154
Natal	1,700	1,130
Other British Possessions	655	1,043	1,150	390	602	800
TOTAL BRITISH EMPIRE	444,457	2,417,730	347,657	1,411,856	2,553,081	2,79,050	12,66,080	1,80,923	6,74,344	12,21,440
Germany	35,647	19,517	15,775	22,000	...	53,250	30,646	10,628	24,130
Netherlands	10,687	3,582	26,149	9,000	3,380	18,350
Austria	1,100	2,687	2,850	5,194
Hungary
Czechoslovakia	37,825	84,428	35,068	51,754	61,589	43,709
Mascat Territory and Trucial Oman	9,722	6,560
Other Foreign Countries	144	300	800	742
TOTAL FOREIGN COUNTRIES	20,400	40,453	60,389	100,203	83,915	15,500	60,080	68,535	92,217	86,294

ARTICLES AND COUNTRIES OF CONSIGNMENT, ALSO SHARE OF EACH PROVINCE	QUANTITY					VALUE				
	1919-20	1920-21	1921-22	1922-23	1923-24	1919-20	1920-21	1921-22	1922-23	1923-24
Textiles—continued										
Cotton—continued										
Manufactures—continued										
Piecegoods—continued										
Coloured, Printed, or Dyed—continued										
Woven coloured goods—continued										
Shirts and Scarves (III. Q)—continued	Yards	Yards	Yards	Yards	Yards					
<i>Share of Bengal</i>	36,435	2,440,183	396,510	1,399,979	2,174,159	25,180	18,17,530	2,60,459	6,87,118	10,71,265
.. <i>Bombay</i>	29,263	1,700	11,125	41,800	11,875	16,080	1,120	3,737	29,594	8,392
.. <i>Sind</i>	9,729	6,560
.. <i>Madras</i>	395,445	7,080	411	70,880	451,762	2,46,790	5,530	269	49,849	2,28,277
.. <i>Burma</i>	...	3,220	2,530
TOTAL	404,868	2,453,183	408,046	1,512,059	2,637,705	3,04,010	13,26,760(a)	2,69,458	7,06,661	13,07,934
Shirtings (III. Q)—	Yards	Yards	Yards	Yards	Yards					
United Kingdom	3,192,418	6,795,214	1,438,941	1,125,856	3,672,772	17,58,210	45,25,830	7,48,985	6,76,055	10,98,006
Aden and Dependencies	2,700	1,100
Mesopotamia*	18,672	11,880	...
Ceylon	1,356	8,117	1,012	4,604
Straits Settlements (including Labuan)	2,800	44,212	72	4,566	104,883	1,210	19,000	37	1,993	33,723
Federated Malay States	120	100
Hongkong	3,809	9,544	2,792	28,084	1,385	2,100	4,940	3,427	16,072	1,122
Zanzibar and Pemba	11,363	8,030
Kenya Colony	2,042	2,270
New South Wales	20,274	7,700
<i>Australian Commonwealth (Total)</i>	20,274	7,700
TOTAL BRITISH EMPIRE	2,236,304	5,848,970	1,448,925	1,178,434	3,687,157	17,80,710	45,40,880	7,52,529	6,07,027	20,37,454
Germany	247	33,907	35	14,092
Belgium	...	1,995	10,819	...	2,000	5,089
France	2,600	4,343	1,670	2,120	4,240	1,989
Spain	175	200
Italy	6,719	156,943	26,043	8,030	28,078	8,380	1,20,120	16,216	4,405	14,362
Japan	601,476	513,451	480,401	2,941,119	5,429,547	3,54,010	2,65,030	1,73,570	10,61,043	17,28,029
Portuguese East Africa	...	6,785	1,074	7,990	1,208
United States of America— Via Atlantic Coast	25,247	1,651	95	...	110	14,190	1,510	82	...	157
TOTAL FOREIGN COUNTRIES	630,043	684,168	507,013	2,950,296	5,504,403	3,79,600	4,00,890	1,91,076	10,66,443	17,95,461
<i>Share of Bengal</i>	945,341	2,887,263	1,142,169	1,257,657	2,577,744	6,53,600	17,17,470	5,65,348	5,87,761	13,03,538
.. <i>Bombay</i>	1,305,287	2,067,445	90,664	106,184	902,914	10,90,480	19,27,070	60,107	61,948	6,55,869
.. <i>Sind</i>	109,101	557,019	10,740	272	340,601	79,080	5,36,100	5,977	225	1,99,577
.. <i>Madras</i>	170,052	65,828	295	58,647	108,524	98,790	81,870	1,142	44,387	63,663
.. <i>Burma</i>	442,565	935,583	712,677	2,705,970	5,161,776	2,43,360	6,88,790	3,11,731	9,79,189	17,10,218
TOTAL	2,872,346	6,533,138	1,056,538	4,128,730	9,191,559	21,60,310	49,50,750	9,43,605	16,73,470(b)	38,32,915
Wools (III. Q)—	Yards	Yards	Yards	Yards	Yards					
United Kingdom	648,167	2,462,873	338,968	635,022	1,141,935	5,73,250	21,02,500	1,53,971	2,87,307	5,15,955
Ceylon	30	20
TOTAL BRITISH EMPIRE	648,197	2,462,873	338,968	635,022	1,141,935	5,73,270	21,02,500	1,53,971	2,87,307	5,15,955
Netherlands	...	20,708	8,050
Italy	...	23,135	896	7,394	11,235	...	33,520	791
Japan	83,701	9,000	266,000	375,095	218,100	77,720	8,200	82,398	1,69,390	74,423
United States of America— Via Atlantic Coast	50	21
TOTAL FOREIGN COUNTRIES	83,704	52,843	266,946	383,090	229,335	77,720	50,670	83,210	1,75,613	81,880
<i>Share of Bengal</i>	645,103	2,360,748	374,323	838,119	1,183,170	5,69,220	19,31,120	1,79,894	4,00,620	5,37,559
.. <i>Bombay</i>	74,423	86,615	3,831	...	36,000	80,450	84,900	3,057	...	16,216
.. <i>Sind</i>	...	29,617	18,000	...	40,410	6,756
.. <i>Madras</i>	3,870	2,180
.. <i>Burma</i>	8,446	45,896	227,600	180,000	134,100	6,140	76,740	61,220	62,500	37,004
TOTAL	731,001	2,615,716	605,814	1,018,112	1,371,270	6,50,990	21,83,170	2,37,181	4,63,120	5,97,835

(a) Duty was collected on R13,25,630 in 1920-21.
 (b) R16,61,551 in 1922-23.
 * Included in Turkey, Asiatic prior to 1921-22.

No. 13—continued

ARTICLES, AND COUNTRIES OF CONSIGNMENT; ALSO SHARE OF EACH PROVINCE	QUANTITY					VALUE				
	1910-20	1920-21	1921-22	1922-23	1923-24	1910-20	1920-21	1921-22	1922-23	1923-24
Textiles—continued						R	R	R	R	R
Cotton—continued										
Manufactures—continued										
Piece goods—continued										
Coloured, Printed, or Dyed—continued										
Woven coloured goods—continued										
Lungis and Sarongs (III. Q) (a)—	Yards	Yards	Yards	Yards	Yards					
United Kingdom	950,266	1,081,828	465,580	928,243	1,307,238	7,11,000	9,50,550	3,14,386	7,04,030	8,07,801
Aden and Dependencies	191,472	13,500	1,944	1,05,180	12,910	1,023
Straits Settlements (including Labuan)	29,002	24,340	8,385	11,141	460	23,820	20,430	6,555	4,838	708
Other British Possessions	75	214	...	120	227	...
TOTAL BRITISH EMPIRE	1,171,715	1,118,608	476,928	939,598	1,307,608	8,40,970	9,92,780	3,21,964	7,00,095	8,68,050
Netherlands	490,406	491,050	513,379	866,955	2,985,474	5,33,970	5,09,330	4,06,555	5,66,473	22,70,573
Belgium	26,052	30,950
France	2,548	2,332	...
Switzerland	9,875	25,803	8,370	13,900	41,620	5,076
Italy	20,200	23,341	...
Maskat Territory and Trucial Oman	1,945	2,300
Siam	1,067	2,200
Japan	30,900	10,000	16,320	18,600	...	25,160	8,130	3,570	7,014	...
Other Foreign Countries	610	123	600	90
TOTAL FOREIGN COUNTRIES	533,708	553,871	628,699	913,803	2,993,073	5,75,830	5,92,200	4,10,125	5,98,159	22,76,347
Share of Bengal	971,800	1,123,143	534,081	1,530,736	1,978,373	8,36,720	10,65,330	4,19,430	10,87,402	13,99,059
.. Bombay	400,137	144,437	10,326	49,980	33,959	2,73,320	1,32,510	6,603	35,600	22,359
.. Sind	80,068	40,030
.. Madras	6,200	6,229	1,778	243	...	1,350	4,326	1,104	165
.. Burma	883,674	368,606	403,491	270,401	2,349,096	3,06,760	2,45,880	3,01,530	1,82,148	17,23,430
TOTAL	1,705,511	1,672,530	1,004,627	1,862,901	4,301,671	14,16,800	15,85,070	7,32,080 (b)	13,07,254	31,45,006
Unspecified descriptions (III. Q)—	Yards	Yards	Yards	Yards	Yards					
United Kingdom	14,562,737	31,605,200	4,639,162	14,531,805	21,755,465	1,25,70,120	3,20,28,760	40,41,853	1,06,80,557	1,67,22,531
Aden and Dependencies	1,030	...	423	1,120	...	423
Mesopotamia*	52	6,012	62	3,461	...
Bahrain Islands	100	4,518	100	1,590	...
Ceylon	6,143	6,042	6,240	78,453	67,309	7,780	7,060	7,602	59,762	39,126
Straits Settlements (including Labuan)	60,045	9,873	7,088	21,024	11,716	29,420	6,110	5,377	17,606	9,147
Hongkong	7,773	2,205	11,460	11,631	631	12,440	850	6,793	4,500	300
Egypt †	4,083	3,800	13,755	835	...	12,539	6,530	10,532	1,300	...
Natal	4,750	26,600	80	5,160	15,000	80
Zanzibar and Pemba	63,080	49,872
Kenya Colony	18,265	11,000
Mauritius and Dependencies	3,600	...	200	54,792	...	1,670	...	200	12,602	...
Seychelles	12,000	2,700
New South Wales	10,274	7,710
Australian Commonwealth (Total)	10,274	7,710
Other British Possessions	550	80	600	40
TOTAL BRITISH EMPIRE	14,762,046	31,676,253	4,578,569	14,710,768	21,625,210	1,37,02,610	3,26,74,140	40,72,582	1,07,87,770	1,67,71,404

(a) Figures for 1910-20 represent those of "Lungis" only.

(b) Duty was collected on R7,28,989 in 1921-22.

* Included in Turkey, Asiatic prior to 1921-22.

† Shown as a Foreign country from 1923-24.

ARTICLES, AND COUNTRIES OF CONSIGNMENT; ALSO SHARE OF EACH PROVINCE	QUANTITY					VALUE				
	1919-20	1920-21	1921-22	1922-23	1923-24	1919-20	1920-21	1921-22	1922-23	1923-24
Textiles—continued						R	R	R	R	R
Cotton—continued										
Manufactures—continued										
Piecegoods—continued										
Coloured, Printed, or Dyed—continued										
Woven coloured goods—continued										
Unspecified descriptions (III. Q)— continued	Yards	Yards	Yards	Yards	Yards					
Sweden	1,083	2,370
Germany	99,077	16,038	50,792	448,613	...	3,54,910	36,741	92,050	3,96,632
Netherlands	95,422	250,957	13,260	57,815	203,102	1,56,030	4,55,790	15,644	66,523	2,00,463
Belgium	59,290	1,765,716	166,753	110,947	520,813	86,110	31,86,240	2,41,483	1,31,723	6,93,307
France	13,100	23,915	6,794	23,648	41,740	22,340	56,220	5,011	35,982	50,429
Switzerland	159,114	208,660	67,294	241,989	416,071	3,13,090	4,17,600	1,31,399	3,42,317	5,43,549
Italy	458,066	3,472,371	859,216	806,626	2,554,944	6,06,800	53,10,570	7,06,470	8,00,146	23,68,206
Austria	30,248	883	...	23,267	...	19,940	1,104	...	41,585
Hungary
Czechoslovakia	—	—	3,264	10,070	18,390	—	—	2,832	17,087	21,884
Persia	200	3,626	...	2,003	...	230	2,060	...	1,017	...
Philippine Islands and Guam	63,595	34,410
China (exclusive of Hongkong and Macão)	1,838	...	100	1,185	18,064	1,760	...	45	1,131	8,204
Japan	2,946,118	1,539,805	282,461	684,020	1,055,050	20,90,150	11,72,000	1,71,088	2,58,730	3,80,644
Portuguese East Africa	175	4,225	180	2,210
Italian East Africa (Somaliland and Eritrea)	322	7,420	...	260	3,307	...
United States of America—										
Via Atlantic Coast	38,662	126,926	780	...	4,190	41,120	1,31,900	1,708	...	3,587
.. Pacific	1,383	1,960
Other Foreign Countries	2,255	2,329	468	640	880	209
TOTAL FOREIGN COUNTRIES	3,833,175	7,635,521	1,417,463	1,902,514	5,304,621	33,53,310	1,11,25,740	13,94,105	17,40,915	47,20,988
Share of Bengal	10,531,642	25,872,267	4,884,165	14,693,392	30,688,310	94,36,850	2,87,02,680	44,07,295	1,09,92,711	1,55,59,535
.. Bombay	6,162,240	9,581,456	826,695	1,595,206	4,967,044	54,31,870	1,05,82,140	8,66,315	12,60,506	38,53,996
.. Sind	922,445	3,186,561	66,629	127,993	930,931	6,11,720	32,78,970	54,300	75,626	4,47,949
.. Madras	32,462	38,148	23,207	76,805	97,972	59,610	47,430	31,222	63,434	71,220
.. Burma	901,412	1,033,412	218,236	209,836	445,065	5,23,870	11,87,710	1,07,855	1,36,468	2,60,642
TOTAL	18,500,321	39,211,774	5,006,022	16,613,382	27,129,331	1,60,55,920	4,37,09,680	64,08,967	1,25,28,635	2,04,98,302
Total Woven Coloured Goods—	Yards	Yards	Yards	Yards	Yards					
United Kingdom	24,830,715	53,778,376	8,811,827	29,010,819	33,469,038	1,07,58,290	4,94,79,310	65,60,833	1,48,06,402	2,21,76,609
Aden and Dependencies	210,609	91,768	2,367	1,23,020	17,200	1,446
Mesopotamia*	—	—	26,452	31,176	...	—	—	7,712	18,468	...
Bahrain Islands	12,016	3,167	...
Ceylon	9,157	55,520	7,420	112,209	92,035	10,900	64,650	9,098	85,665	62,642
Straits Settlements (including Labuan)	138,760	135,567	130,457	67,050	137,585	84,240	77,080	54,729	31,377	50,614
Hongkong	22,350	28,604	63,080	59,004	3,251	20,210	14,330	30,011	26,045	2,096
Egypt †	4,083	8,910	13,755	1,258	—	13,530	7,510	10,532	1,500	—
Natal	4,750	38,428	80	5,160	26,520	80
Zanzibar and Pemba	98,676	62,560
Mauritius and Dependencies	5,390	...	9,206	54,792	...	3,040	...	6,520	12,602	...

* Included in Turkey, Asiatic prior to 1921-22.
 (a) Duty was collected on R1,91,54,050 in 1919-20, on R4,37,81,080 in 1920-21, and on R1,27,94,675 in 1922-23.
 † Shown as a Foreign country from 1923-24.

No. 18—continued

ARTICLES, AND COUNTRIES OF CONSIGNMENT; ALSO SHARE OF EACH PROVINCE	QUANTITY					VALUE				
	1919-20	1920-21	1921-22	1922-23	1923-24	1919-20	1920-21	1921-22	1922-23	1923-24
						R	R	R	R	R
Textiles—continued										
Cotton—continued										
Manufactures—continued										
Piecegoods—continued										
Coloured, Printed, or Dyed—continued										
Woven coloured goods—continued										
Total Woven Coloured Goods—continued	Yards	Yards	Yards	Yards	Yards					
Kenya Colony	28,911	19,550
Seychelles	12,000	2,700
New South Wales	20,274	10,274	7,700	7,710
Australian Commonwealth (Total)	20,274	10,274	7,700	7,710
Other British Possessions	570	80	220	620	40	200
TOTAL BRITISH EMPIRE	25,373,361	53,089,215	9,065,764	22,339,233	33,703,709	2,01,07,820	4,96,07,050	67,00,989	1,49,85,814	2,22,01,871
Foreign Countries										
Sweden	1,083	2,370
Germany	134,724	86,155	96,492	563,211	..	4,08,160	67,586	1,20,655	4,02,641
Netherlands	2,708,186	4,022,264	4,780,742	6,091,274	3,047,851	23,33,480	43,60,810	81,98,543	40,84,000	20,05,659
Belgium	159,299	1,823,703	174,847	123,446	584,138	86,110	32,55,390	2,58,834	1,51,547	6,98,486
France	16,709	33,258	6,794	26,196	44,626	24,460	60,460	5,011	88,314	62,330
Switzerland	163,989	294,658	107,646	279,667	482,392	3,26,090	5,52,690	1,53,641	8,02,927	6,10,286
Italy	527,861	4,024,013	1,030,185	884,706	2,807,827	6,83,110	59,14,940	8,79,865	8,56,718	25,81,685
Austria	31,748	3,570	..	30,416	..	22,590	6,298	..	53,705
Hungary
Czechoslovakia	42,054	100,428	54,065	66,852	98,076	65,683
Perak	200	3,426	..	2,093	..	220	2,060	..	1,017	..
Mascat Territory and Trucial Oman	14,467	9,430
Siam	320	1,967	468	360	2,200	209
Philippine Islands and Guam	63,505	34,410
China (exclusive of Hong- kong and Macão)	1,838	1,238	100	4,211	18,124	1,700	730	45	2,459	8,249
Japan	6,254,180	6,618,146	3,445,952	7,695,930	12,922,331	39,84,580	43,38,170	14,12,710	20,02,822	47,32,136
Portuguese East Africa	591	11,910	1,074	380	10,200	1,208
Italian East Africa (Somali- and Eritrea)	322	7,420	..	260	8,307	..
United States of America— Via Atlantic Coast	110,305	360,834	2,601	36	141,684	77,950	3,43,290	4,839	30	80,165
„ Pacific „	1,625	2,170
Other Foreign Countries	655	2,329	175	570	860	200
TOTAL FOREIGN COUNTRIES	10,010,526	17,073,608	9,631,720	15,311,830	21,247,308	75,64,070	1,97,72,110	60,38,432	87,42,110	1,20,01,724
Share of Bengal	17,560,038	42,128,544	8,601,466	23,098,556	35,062,402	1,41,62,550	4,10,40,670	64,89,643	1,56,77,707	2,35,33,308
„ Bombay	10,528,649	13,997,616	1,277,114	2,449,987	7,360,512	85,76,610	1,43,24,460	11,34,529	17,66,894	51,33,734
„ Sind	1,216,073	4,649,653	167,863	137,673	1,310,313	8,11,370	47,27,760	1,08,836	82,807	6,66,033
„ Madras	882,412	287,466	147,069	641,622	1,048,459	5,53,800	2,13,260	1,19,003	3,80,029	5,72,272
„ Burma	5,202,415	9,999,642	8,503,572	11,323,255	10,169,301	36,67,260	50,87,730	48,87,409	59,20,357	43,83,248
TOTAL	35,380,887	71,062,821	18,697,484	37,651,072	54,951,017	2,76,71,890	6,94,60,220	1,27,39,421	2,37,27,794	3,42,93,595

GENERAL IMPORTS

No. 13—continued

ARTICLES AND COUNTRIES OF CONSIGNMENT; ALSO SHARE OF EACH PROVINCE	QUANTITY					VALUE				
	1919-20	1920-21	1921-22	1922-23	1923-24	1919-20	1920-21	1921-22	1922-23	1923-24
	Yards	Yards	Yards	Yards	Yards	R	R	R	R	R
Textiles—continued										
Cotton—continued										
Manufactures—continued										
Piecegoods—continued										
Coloured, Printed, or Dyed—concluded										
Total Coloured, Printed, or Dyed—										
United Kingdom	187,025,342	448,593,010	121,559,458	211,936,345	303,696,463	11,22,10,350	30,58,65,260	6,48,07,760	10,66,57,802	15,12,23,850
Aden and Dependencies	360,348	60,530	8,891	15,041	190	1,85,180	35,930	4,747	8,482	160
Mesopotamia*	—	—	94,336	36,725	22,638	—	—	20,275	22,271	8,631
Bahrain Islands	22,724	32,400	100	12,916	5,522	16,060	10,160	100	3,167	1,440
Ceylon	21,871	135,800	18,857	178,098	175,923	22,240	1,13,190	19,709	1,32,564	1,15,473
Strait Settlements (including Labuan)	1,359,195	440,107	489,198	1,874,968	2,591,448	11,78,840	3,82,720	4,14,959	20,84,237	21,17,338
Federated Malay States	17,153	610	960	..	100	11,870	260	385	..	80
Hongkong	103,640	144,224	125,713	169,958	32,780	71,160	86,960	61,115	88,486	19,004
Egypt †	4,083	10,224	16,661	2,317	—	12,530	9,150	12,893	2,066	—
Natal	15,071	63,993	11,120	3,056	190	11,860	39,190	5,470	1,962	105
Zanzibar and Pemba	779,988	96,356	4,520	5,60,320	69,830	2,700
Kenya Colony	894,031	156,243	..	461	9,825	5,96,190	67,860	..	557	4,048
Anglo-Egyptian Sudan	—	—	..	32,880	..	—	—
Mauritius and Dependencies	5,300	..	11,456	64,178	..	3,040	..	9,145	14,978	..
Seychelles	..	12,030	2,700
Victoria	23,011	13,006	..
New South Wales	20,474	10,274	216	25	400	14,010	7,720	135	8	400
Australian Commonwealth (Total)	20,474	10,274	216	33,036	400	14,010	7,720	135	13,014	400
Other British Possessions	550	600
TOTAL BRITISH EMPIRE	160,635,630	449,778,780	122,341,486	214,340,979	306,535,474	11,48,00,850	30,61,00,930	6,53,66,395	10,90,35,046	15,34,90,577
Sweden	..	1,033	2,370
Germany	..	108,814	98,381	173,275	846,246	..	5,98,220	1,53,272	2,15,420	7,53,883
Netherlands	3,418,965	7,613,297	7,637,829	9,895,351	6,421,906	27,75,450	79,84,110	52,86,071	67,48,163	44,17,130
Belgium	61,532	2,795,106	239,243	141,128	823,761	91,030	62,73,840	3,33,242	1,73,901	9,99,222
France	18,509	112,204	23,057	37,929	79,282	29,720	1,56,970	17,845	56,539	94,068
Switzerland	1,033,303	1,861,223	584,765	1,570,003	2,644,935	10,35,770	24,97,930	7,23,945	18,40,573	27,67,548
Italy	1,385,311	9,757,438	2,312,797	1,891,191	5,567,288	16,19,800	1,23,72,450	16,43,346	16,67,725	45,25,921
Austria	3,570	1,818	43,819	6,298	2,976	66,832
Hungary	26,549	133,894	44,910	1,10,380
Czechoslovakia	61,220	112,724	86,452	90,827	1,11,664	1,08,086
Turkey, Asiatic
Red Sea	650	7,276	450	6,590
Persian Gulf	464,050	70,600	1,27,730	31,770
Mascat Territory and Trucial Oman	41,570	6,180	3,458	715	2,123	20,330	3,090	401	715	912
Other Native States in Arabia	2,340	2,640	420	3,140	1,422	200
Persia	43,301	23,839	21,007	21,078	16,786	17,250	14,550	7,695	7,545	8,500
Java	113,423	557,751	1,24,810	4,91,490
Siam	486	2,358	3,088	3,429	1,375	500	3,310	2,845	3,103	1,385
Philippine Islands and Guam	63,595	34,410
China (exclusive of Hongkong and Macao)	6,910	6,240	604	37,479	31,275	9,840	4,130	297	15,850	12,177
Japan	10,455,547	16,074,955	4,924,076	15,366,024	23,422,240	63,32,770	97,16,140	20,83,457	60,42,754	88,57,156
Egypt †	2,229	3,501
Portuguese East Africa	145,995	140,193	16,396	..	2,600	85,380	67,980	9,397	..	630
Italian East Africa (Somaland and Eritrea)	423	3,889	..	7,420	..	330	3,890	..	3,307	..
United States of America—										
Atlantic Coast	492,071	637,540	7,714	62,565	406,848	3,87,900	6,73,670	11,550	42,550	2,47,455
Pacific	..	21,805	..	372	21,650	..	211	..
Other Foreign Countries	405	70	535	320	45	672
TOTAL FOREIGN COUNTRIES	17,660,302	39,476,975	15,937,203	29,430,534	40,957,871	1,06,10,530	3,94,93,020	1,05,70,488	1,69,68,282	2,33,56,867
Share of Bengal	61,570,991	112,935,732	38,126,787	64,391,827	88,939,859	3,10,37,350	8,19,41,610	1,95,29,300	3,24,15,335	4,58,18,953
Bombay	33,779,639	177,842,274	34,070,597	79,791,532	136,329,153	5,21,73,300	12,73,65,910	1,25,53,161	4,07,63,617	7,04,99,938
Sind	34,714,300	124,033,584	30,396,931	47,785,529	74,425,506	2,02,70,600	8,19,73,850	1,49,46,296	2,14,16,393	3,46,38,965
Madras	11,121,200	22,986,042	11,911,532	9,912,696	12,281,463	64,47,110	1,46,94,550	69,62,135	62,72,168	59,77,707
Burma	27,109,692	51,108,123	23,772,572	41,907,909	36,435,934	1,75,23,020	3,97,07,950	1,49,17,789	2,61,35,325	1,99,11,881
TOTAL	208,295,932	489,255,755	138,278,689	243,789,513	347,403,345	12,75,01,380	34,56,83,950	7,59,38,881	12,90,03,328	17,68,47,444

* Included in Turkey, Asiatic prior to 1921-22.

† Shown as a Foreign country from 1923-24.

No. 13—continued

ARTICLES, AND COUNTRIES OF CONSIGNMENT; ALSO ARE OF EACH PROVINCE	QUANTITY					VALUE				
	1919-20	1920-21	1921-22	1922-23	1923-24	1919-20	1920-21	1921-22	1922-23	1923-24
<i>Articles—continued</i>						R	R	R	R	R
<i>Cotton—continued</i>										
<i>Manufactures—continued</i>										
<i>Piecegoods—continued</i>										
Yards of all descriptions (III. Q)—	Yards	Yards	Yards	Yards	Yards					
United Kingdom	13,459,978	14,317,434	7,707,356	12,730,223	12,538,244	46,01,000	71,79,250	21,42,526	40,00,044	49,04,711
Other British Possessions	6,655	1,605	185	120	448	2,130	640}	70	40	221
TOTAL BRITISH EMPIRE	13,466,633	14,319,039	7,707,541	12,730,343	12,538,692	46,03,130	71,79,890	21,42,596	40,00,084	49,04,932
Germany	80	2,927	450	50	3,278	375
Netherlands	1,100	7,934	1,715	3,551
France	1,960	7,660	..	2,240	2,332
Switzerland	2,634	11,301	..	1,290	6,108
Italy	24,382	3,500	74,280	1,360
Austria	1,600	1,325
Hungary
Turkey, Asiatic
Persian Gulf	1,680	1,730
Persia	6,000	13,000	3,470	1,250
Japan	1,195	16,590	..	40	1,025	810	12,290	..	20	2,610
United States of America— Via Atlantic Coast	3,587,360	4,091,120	2,082,536	3,245,304	6,451,284	7,14,330	13,49,000	3,10,924	6,56,855	16,25,705
Other Foreign Countries	1,000	3,030	2,275	600	700	1,000
TOTAL FOREIGN COUNTRIES	3,597,225	4,152,726	2,038,301	3,249,461	6,481,260	7,20,940	14,41,050	3,10,436	6,61,868	16,42,006
<i>Share of Bengal</i>	<i>2,422,619</i>	<i>1,894,051</i>	<i>395,041</i>	<i>152,943</i>	<i>204,460</i>	<i>8,64,670</i>	<i>10,53,470</i>	<i>1,28,658</i>	<i>41,328</i>	<i>53,451</i>
" Bombay	13,273,823	13,786,588	8,813,146	15,283,347	17,770,162	39,31,250	58,05,010	21,47,167	43,30,819	60,74,471
" Sind	1,151,733	2,435,222	396,739	616,826	984,283	4,60,150	16,05,810	1,38,771	1,85,068	3,91,187
" Madras	151,796	351,912	141,006	30,812	46,074	78,080	1,64,150	47,436	9,208	13,174
" Burma	63,937	4,692	..	4,876	14,973	30	2,420	..	2,429	4,695
TOTAL	17,003,858	18,471,765	9,745,932	16,988,804	19,019,952	53,24,070	86,20,940	24,62,032	45,68,852	65,16,938
Total Piecegoods —	Yards	Yards	Yards	Yards	Yards					
United Kingdom	976,127,834	1,291,763,534	955,099,495	1,453,408,522	1,318,804,492	40,22,27,200	70,85,38,170	37,34,52,194	52,27,80,351	49,38,49,242
Aden and Dependencies	1,970,953	133,011	3,461,226	208,048	58,225	7,51,120	82,170	10,76,423	76,219	25,336
Mesopotamia*	—	—	95,686	94,273	26,360	—	—	30,413	38,149	11,074
Bahrain Islands	23,216	34,065	14,470	13,226	6,048	16,900	10,900	5,806	3,522	1,812
Ceylon	92,820	170,014	132,370	460,883	783,556	59,340	1,45,760	84,208	2,88,269	3,96,116
Straits Settlements (including Labuan)	1,558,113	609,806	787,558	2,001,600	2,772,027	13,03,590	4,75,930	5,80,971	21,54,526	22,48,545
Federated Malay States	38,323	857	1,121	..	124	30,800	360	509	..	16
Hongkong	279,883	292,450	205,533	228,006	341,979	1,30,340	1,70,000	97,287	1,10,604	1,28,365
Egypt†	90,333	22,004	17,690	2,317	—	40,390	13,850	13,861	2,066	—
Natal	317,477	176,154	11,120	3,056	190	1,53,460	81,420	5,470	1,962	105

* Included in Turkey, Asiatic prior to 1921-22.
† Shown as a Foreign country from 1923-24.

No. 13—continued

ARTICLES, AND COUNTRIES OF CONSIGNMENT; ALSO SHARE OF EACH PROVINCE	QUANTITY					VALUE				
	1910-20	1920-21	1921-22	1922-23	1923-24	1910-20	1920-21	1921-22	1922-23	1923-24
Textiles—continued						R	R	R	R	R
Cotton—continued										
Manufactures—continued										
Piecegoods—continued										
Total Piecegoods—continued	Yards	Yards	Yards	Yards	Yards					
Zanzibar and Pemba	1,098,900	167,139	4,520	6,87,000	1,01,010	2,700
Kenya Colony	1,536,887	284,243	19,605	401	9,825	8,20,550	86,830	18,936	557	4,048
Anglo-Egyptian Sudan	—	—	..	32,880	..	—	—	..	5,460	..
Mauritius and Dependencies	5,300	..	67,656	86,678	..	3,040	..	34,445	21,728	..
Seychelles	12,000	2,400	2,700	2,000
Victoria	23,011	13,000	..
New South Wales	26,474	10,274	216	25	1,800	14,010	7,710	135	8	4,100
Australian Commonwealth (Total)	26,474	10,274	216	23,036	1,900	14,010	7,710	135	13,014	4,100
Other British Possessions	550	900	..	600	351	..
TOTAL BRITISH EMPIRE	988,167,063	1,293,636,551	959,910,635	1,456,573,078	1,322,804,726	46,62,58,270	70,07,16,720	37,53,99,858	52,55,05,778	49,66,39,439
Sweden	1,083	250	2,270	246
Germany	209,264	38,461	205,339	933,583	..	6,15,510	1,53,328	2,44,514	8,31,040
Netherlands	7,673,475	13,491,818	12,028,785	13,160,583	10,956,295	57,67,640	1,20,15,260	80,00,095	85,84,544	67,63,274
Belgium	61,552	2,811,574	239,533	142,881	849,569	91,060	52,08,740	3,33,706	1,75,392	10,25,215
France	18,740	191,356	27,130	43,376	99,124	30,400	2,47,310	22,936	61,266	1,15,068
Switzerland	1,801,337	4,102,377	740,484	2,561,495	7,382,887	16,09,570	53,16,320	9,02,878	27,98,393	70,64,425
Italy	1,394,911	10,024,042	2,339,530	1,956,868	5,810,371	16,34,300	1,28,02,010	18,60,262	16,30,016	47,38,918
Austria	3,570	10,559	143,746	6,298
Hungary	26,540	133,894	44,910	1,10,380
Czechoslovakia	—	—	61,220	113,724	111,399	—	—	90,827	1,12,677	1,34,442
Turkey, Asiatic
Red Sea	1,887	7,276	1,580	6,590
Persian Gulf	560,462	90,449	1,85,100	37,210
Maskat Territory and Trucial Oman	62,813	8,952	7,787	1,188	3,122	27,490	3,730	2,302	1,078	1,643
Other Native States in Arabia	2,340	..	1,800	4,200	4,520	3,140	..	702	2,032	1,730
Persia	110,164	77,196	45,195	34,988	21,232	50,180	86,490	15,367	13,417	9,651
Java	1,600	20	113,483	558,308	..	400	20	1,24,840	4,92,228
Siam	1,046	5,424	3,292	4,218	1,731	790	6,170	2,998	3,901	1,596
Philippine Islands and Guam	79,595	40,410
China (exclusive of Hongkong and Macao)	13,700	910,136	739,289	2,775,484	6,055,176	14,820	8,65,990	2,57,685	9,83,929	21,75,413
Japan	75,953,569	170,339,538	90,275,210	107,778,136	122,666,699	3,68,63,380	8,37,03,520	3,07,01,587	4,22,90,087	4,62,72,895
Egypt	2,229	3,601
Portuguese East Africa	446,907	212,295	24,735	..	6,845	2,95,470	1,13,080	14,428	..	3,234
Italian East Africa (Somaland and Eritrea)	423	5,940	..	7,420	..	330	6,630	..	3,307	..
United States of America—										
Far Atlantic Coast	9,570,426	13,433,110	23,252,123	7,807,640	7,423,933	47,10,670	73,35,710	78,29,648	25,88,672	20,59,301
Pacific	427	25,171	359	372	..	770	29,990	215	211	..
Other Foreign Countries	425	80	535	360	51	672
TOTAL FOREIGN COUNTRIES	97,580,810	210,034,504	129,888,773	136,722,023	163,021,294	5,13,78,390	12,90,58,410	5,61,95,526	5,96,28,290	7,18,86,634
Share of Bengal	587,107,796	638,129,121	652,920,219	932,872,585	754,030,694	25,77,77,660	31,67,93,620	32,75,56,628	30,56,26,369	25,81,91,762
Bombay	251,638,688	436,928,371	209,447,795	290,640,402	368,039,256	13,01,62,630	25,44,95,920	3,51,98,458	11,77,95,748	15,65,93,321
Sind	149,399,347	277,084,305	128,583,050	215,079,489	220,491,721	7,55,95,340	16,04,49,380	5,38,99,417	3,21,84,591	8,46,52,395
Madras	42,086,011	62,796,161	42,457,795	66,100,763	71,575,806	2,43,21,110	3,98,96,150	2,40,33,993	3,19,41,262	3,24,92,664
Nurma	50,516,048	94,782,191	56,190,519	85,601,857	71,638,543	2,98,69,920	6,61,37,046	3,09,07,888	4,75,80,107	3,63,44,931
TOTAL	1,080,747,882	1,509,720,055	1,089,799,408	1,593,295,096	1,485,826,020	51,76,36,660	83,77,76,130	48,15,95,384	58,51,34,077	56,84,76,073
Hope (III. Q)	Lbs.	Lbs.	Lbs.	Lbs.	Lbs.					
United Kingdom	360,619	786,923	954,667	915,113	739,579	6,44,110	19,69,490	18,05,123	14,35,926	11,81,838
Other British Possessions	154	364	370	105	793	20	280	181	81	40
TOTAL BRITISH EMPIRE	360,773	787,287	955,037	915,218	740,372	6,44,130	19,69,770	18,05,304	14,36,007	11,81,878

† Shown as a Foreign Country from 1923-24.

No. 13—continued

ARTICLES, AND COUNTRIES OF CONSIGNMENT; ALSO SHARE OF EACH PROVINCE	QUANTITY					VALUE				
	1919-20	1920-21	1921-22	1922-23	1923-24	1919-20	1920-21	1921-22	1922-23	1923-24
Textiles—continued										
Cotton—continued										
Manufactures—continued										
Rope (III. Q)—continued	Lbs.	Lbs.	Lbs.	Lbs.	Lbs.	R	R	R	R	R
Germany	1,120	1,772	..
Italy	800	224	1,840	518	..
Turkey, Asiatic
Persian Gulf	8,176	2,700
Japan	20	1,238	1,740	11,603	650	50	2,920	3,008	23,405	1,643
United States of America— Via Atlantic Coast	513	1,106	2,835	35	423	1,000	2,110	3,526	137	1,020
Other Foreign Countries	226	560	619	100	..
TOTAL FOREIGN COUNTRIES	533	10,520	5,601	13,542	1,073	1,050	7,730	9,591	25,032	2,672
<i>Share of Bengal</i>	76,960	228,834	118,076	165,082	118,239	1,65,390	5,77,910	2,16,615	2,76,903	2,01,572
<i>Bombay</i>	260,747	519,021	783,827	679,329	559,970	4,30,260	12,76,150	14,39,719	10,50,543	8,70,751
<i>Sind</i>	10,443	20,753	12,107	17,029	22,365	20,730	40,960	33,044	32,207	17,311
<i>Madras</i>	11,569	23,362	45,037	59,386	38,673	26,320	67,440	1,20,706	91,078	60,414
<i>Burma</i>	1,587	5,832	1,591	7,434	2,148	2,480	14,960	2,721	11,208	4,167
TOTAL	361,806	707,807	660,638	923,700	741,145	6,45,180	19,77,500	18,14,805	14,61,939	11,84,548
Thread, sewing (III. Q)—	Lbs.	Lbs.	Lbs.	Lbs.	Lbs.					
United Kingdom	607,585	1,310,720	949,233	1,106,050	1,223,966	44,75,400	84,61,730	70,56,097	66,48,253	65,73,287
Aden and Dependencies	2,150	18,310
Ceylon	11,894	4,493	4,160	4,035	2,952	32,140	13,920	17,410	8,372	5,104
Straits Settlements (including Labuan)	360	283	972	652	1,421	1,530	1,370	9,104	1,718	2,427
Natal	280	1	1,150	11
Zanzibar and Pemba	1,783	1,420	5,310	3,550
Kenya Colony	424	2,600
Other British Possessions	209	..	33	88	..	780	..	71	520
TOTAL BRITISH EMPIRE	624,505	1,317,405	954,966	1,110,770	1,233,427	45,35,400	84,87,500	70,83,531	66,58,414	65,81,638
Germany	1,645	3,303	5,112	5,680	16,617	26,715
Netherlands	7,936	9,435	45,909	40,004	32,817	1,13,023
Belgium	12,025	107,039	2,021	31,220	15,651	33,680	3,91,600	16,827	93,415	1,34,241
France	1,310	222	1,202	186	..	10,600	6,070	7,205	1,681
Italy	5,656	12,519	13,096	8,504
Austria	4,31	46,013	47,703	12,304	1,53,000	2,17,843
Hungary	26,413	1,00,840
Czechoslovakia	5,247	13,075	..
Turkey, Asiatic
Persian Gulf	1,650	5,960
Persia	308	84	..	15	4	1,240	180	..	80	7
Japan	137,039	41,395	32,782	15,674	52,921	3,78,490	1,12,060	65,697	23,276	59,204
Portuguese East Africa	500	1,200	..
United States of America— Via Atlantic Coast	1,217	224	68	323	762	6,380	610	152	623	1,617
<i>Pacific</i>	115	..	17	650	..	32	..
Other Foreign Countries	8	69	144	28	156	295
TOTAL FOREIGN COUNTRIES	150,014	178,721	40,313	119,574	301,007	4,10,900	6,32,190	1,47,668	3,56,251	5,63,220
<i>Share of Bengal</i>	372,143	469,148	256,576	311,383	488,662	14,25,760	26,50,380	20,78,232	17,47,741	21,07,894
<i>Bombay</i>	412,150	545,144	333,625	465,097	601,283	16,53,990	82,14,200	24,08,814	25,61,644	25,61,815
<i>Sind</i>	75,314	175,801	46,214	92,527	79,295	3,52,010	10,05,670	2,92,560	4,77,409	4,18,960
<i>Madras</i>	51,191	48,262	44,969	60,211	88,054	1,96,120	3,43,610	3,42,820	3,25,902	4,55,439
<i>Burma</i>	163,821	257,711	272,295	301,121	277,133	11,27,600	18,90,980	21,03,773	19,01,969	16,61,350
TOTAL	1,975,110	1,496,126	1,003,679	1,230,344	1,519,134	40,55,480	91,19,690	72,31,109(a)	70,14,665(a)	71,15,458(a)
Towels in the piece (III. Q)—	Yards	Yards	Yards	Yards	Yards					
United Kingdom	5,031	14,263	8,433	282	19,639	17,150	18,500	15,350	1,067	9,903
Other British Possessions	100	6	350	597	920	200	..	633	219	270
TOTAL BRITISH EMPIRE	5,231	14,269	8,783	879	20,559	17,350	18,500	15,983	1,286	9,273

(a) Duty was collected on Rs. 66,56,917 in 1921-22, on Rs. 70,14,073 in 1922-23 and on Rs. 71,41,732 in 1923-24.

ARTICLES, AND COUNTRIES OF ORIGIN; ALSO SHARE OF EACH PROVINCE	QUANTITY					VALUE				
	1919-20	1920-21	1921-22	1922-23	1923-24	1919-20	1920-21	1921-22	1922-23	1923-24
Textiles—continued						R	R	R	R	R
Cotton—continued										
Manufactures—continued										
Towels in the piece (III. Q) —continued	Yards	Yards	Yards	Yards	Yards					
TOTAL FOREIGN COUNTRIES	122	..	37	78	..	20
Share of Bombay	861	214	127	222	116	750	290	180	1,067	75
„ Sind	406	1,461	100	390	1,760	38
„ Madras	324	2,514	8,678	1	25	160	3,820	15,848	2	9
„ Burma	3,637	10,080	..	596	20,455	16,050	12,630	..	217	9,189
TOTAL	5,281	14,269	8,905	879	20,596	17,360	18,500	16,066	1,286	9,273
Other sorts of manufactures (III. Q) —	Lbs.	Lbs.	Lbs.	Lbs.	Lbs.					
United Kingdom	609,570	929,897	610,737	433,721	516,944	14,57,520	31,65,140	18,36,088	14,33,550	13,51,863
Gibraltar	657	2,520	..	4,610	7,452
Aden and Dependencies	1,037	50	40	776	..	5,240	10	40	911	..
Mesopotamia*	—	—	187,218	35,684	3,391	—	—	8,148	5,345	607
Ceylon	1,561	583	106	679	482	1,970	4,780	365	698	1,604
Straits Settlements (including Labuan)	8,897	2,081	390	1,168	17,619	30,400	2,040	1,267	2,764	15,825
Hongkong	1,367	911	1,227	1,809	903	33,690	960	1,440	2,042	358
Egypt†	750	160	210	334
Other British Possessions	1,200	1	2	750	2	14	..
TOTAL BRITISH EMPIRE	622,438	916,189	755,070	473,830	541,565	15,28,860	31,79,470	18,47,684	14,45,330	13,77,760
Sweden	448	1,310
Germany	1,728	29,435	65,909	25,878	..	8,960	86,781	1,44,772	84,824
Netherlands	276	525	1,745	2,679	16,873	230	760	4,150	7,766	30,423
Belgium	20,177	10,301	9,807	8,991	..	1,01,290	74,559	53,827	23,259
France	832	12,813	5,473	17,879	42,803	5,740	60,670	34,994	1,00,019	1,80,084
Spain	150	1,252	945	6,301
Switzerland	668	2,730
Italy	10	12,112	212	12,761	13,552	10	27,390	291	56,626	37,188
Austria	893	1,680	904	2,535	7,875	0,739
Hungary	350	..	121	1,190	..	560
Czechoslovakia	6,418	13,919	19,826	42,158
Turkey, European	7,200	..	280	672	..	23,710	..	1,730	300
Turkey, Asiatic
Persian Gulf	33,517	10,900
Maskat Territory and Tropical Oman	1,100	460	1,400	150
Perak	840	316	1,720	340	..	1,603	750	2,560	665	..
Borneo Dutch	32,369	76,500
China (exclusive of Hong- kong and Macao)	612	750	15	408	490	1,240	3,520	225	981	570
Japan	565,261	607,722	3,07,783	451,184	513,634	10,13,770	20,37,430	8,84,901	10,90,529	10,24,813
Egypt†	390	2,170
Portuguese East Africa	732	2,950
United States of America—										
Vid Atlantic Coast	6,516	6,958	4,137	14,698	5,283	26,810	47,140	85,344	51,893	13,829
„ Pacific „	180	1,800	4	20	24	100	6,310	17	69	190
Other Foreign Countries	830	64	61	312	..	850	150	183	960
TOTAL FOREIGN COUNTRIES	565,314	709,023	373,316	584,274	679,336	16,62,110	28,39,700	11,26,231	15,38,196	15,48,908
Share of Bengal	523,916	648,026	337,069	478,966	637,961	15,87,160	22,40,820	10,13,050	12,49,524	12,41,349
„ Bombay	350,898	562,625	316,845	176,503	177,726	7,05,270	17,06,770	8,52,732	5,14,152	5,74,681
„ Sind	4,365	61,666	112,057	38,424	12,871	12,270	1,30,360	23,215	22,506	32,756
„ Madras	23,861	56,775	34,817	22,859	33,392	67,800	2,48,170	1,05,422	63,899	99,243
„ Burma	280,702	316,121	270,507	341,361	358,918	8,08,530	11,90,230	9,79,496	11,33,445	9,78,648
TOTAL	1,187,752	1,645,212	1,131,395	1,058,113	1,221,901	31,80,000	55,16,230(a)	20,73,915	29,83,526(a)	29,26,677(a)

* Included in Turkey, Asiatic prior to 1921-22.

† Shown as a foreign country from 1923-24.

(a) Duty was collected on Rs55,14,730 in 1920-21, on Rs29,83,034 in 1922-23, and on Rs29,10,236 in 1923-24.

No. 13—continued

ARTICLES, AND COUNTRIES OF CONSIGNMENT; ALSO SHARE OF EACH PROVINCE	QUANTITY					VALUE				
	1910-20	1920-21	1921-22	1922-23	1923-24	1910-20	1920-21	1921-22	1922-23	1923-24
Textiles—continued										
Cotton—continued										
Manufactures—continued										
Total value of Cotton goods (including Twist and Yarn)—										
United Kingdom	—	—	—	—	—	50,80,31,360	81,10,72,780	47,30,91,422	59,22,57,379	65,24,27,033
Gibraltar	—	—	—	—	—	..	4,610	7,462
Aden and Dependencies	—	—	—	—	—	10,81,850	1,00,750	10,80,230	77,200	25,336
Mesopotamia*	—	—	—	—	—	—	—	41,006	45,778	12,026
Bahrain Islands	—	—	—	—	—	16,900	11,300	5,306	5,522	2,312
Ceylon	—	—	—	—	—	1,68,290	3,24,140	1,80,566	3,05,262	5,27,107
Straits Settlements (including Labuan)	—	—	—	—	—	14,17,880	5,56,350	7,41,847	21,88,265	22,01,271
Federated Malay States	—	—	—	—	—	30,860	50	563	50	90
Hongkong	—	—	—	—	—	12,35,140	11,65,900	9,48,181	7,83,022	6,80,000
Egypt †	—	—	—	—	—	49,380	21,940	14,420	2,066	—
Natal	—	—	—	—	—	1,81,370	83,530	6,561	1,902	105
Zanzibar and Pemba	—	—	—	—	—	6,95,160	1,10,000	4,260
Kenya Colony	—	—	—	—	—	8,63,220	87,580	19,508	1,940	4,048
Anglo-Egyptian Sudan	—	—	—	—	—	—	—	..	5,460	..
Mauritius and Dependencies	—	—	—	—	—	4,200	750	34,445	21,728	..
Seychelles	—	—	—	—	—	..	2,700	2,000
South Australia (including Northern Territory)	—	—	—	—	—	10
Victoria	—	—	—	—	—	11	13,025	5
New South Wales	—	—	—	—	—	14,020	7,710	24,486	8	..
Australian Commonwealth (Total)	—	—	—	—	—	14,020	7,710	24,487	13,033	4,105
Other British Possessions	—	—	—	—	—	600	361	..
TOTAL BRITISH EMPIRE	—	—	—	—	—	51,87,70,130	81,35,51,000	47,70,98,828	59,57,05,640	65,63,60,656
Sweden	—	—	—	—	—	1,370	2,380	246
Germany	—	—	—	—	—	310	9,33,300	6,33,544	0,82,131	23,10,401
Netherlands	—	—	—	—	—	68,84,780	1,48,49,070	1,09,75,707	1,05,54,509	93,22,001
Belgium	—	—	—	—	—	1,41,940	73,06,910	12,98,368	4,51,002	15,22,083
Luxemburg	—	—	—	—	—	—	—	..	16,200	..
France	—	—	—	—	—	53,300	3,00,020	95,641	1,86,821	3,48,962
Spain	—	—	—	—	—	320	945	6,501
Switzerland	—	—	—	—	—	18,09,210	70,23,440	31,51,675	46,36,569	91,88,722
Italy	—	—	—	—	—	20,61,260	1,36,48,000	20,61,474	23,98,767	56,72,300
Austria	—	—	—	—	—	23,145	1,77,117	6,47,908
Hungary	—	—	—	—	—	70,410	2,49,040	560	..	663
Czechoslovakia	—	—	—	—	—	—	—	90,827	1,59,361	1,81,263
Greece	—	—	—	—	—	11,145
Turkey, European	—	—	—	—	—	..	23,710	..	1,730	360
Turkey, Asiatic	—	—	—	—	—	—	—
Red Sea	—	—	—	—	—	1,530	6,630	—	—	—
Persian Gulf	—	—	—	—	—	1,85,160	61,050	—	—	—
Muscat Territory and Trucial Oman	—	—	—	—	—	27,990	5,720	2,452	1,678	1,643
Other Native States in Arabia	—	—	—	—	—	3,340	750	1,310	2,337	1,730
Persia	—	—	—	—	—	59,020	37,420	17,947	14,062	23,581

* Included in Turkey, Asiatic prior to 1921-22.
† Shown as a Foreign country from 1923-24.

ARTICLES, AND COUNTRIES OF CONSIGNMENT; ALSO SHARE OF EACH PROVINCE	QUANTITY					VALUE				
	1910-20	1920-21	1921-22	1922-23	1923-24	1910-20	1920-21	1921-22	1922-23	1923-24
Textiles—continued						R	R	R	R	R
Cotton—concluded										
Manufactures—concluded										
Total value of Cotton goods (including Twist and Yarn)—continued										
Java	—	—	—	—	—	130	530	180	1,24,840	4,92,598
Borneo (Dutch)	—	—	—	—	—	76,500
Siam	—	—	—	—	—	880	9,970	3,298	3,923	1,833
Philippine Islands and Guam	—	—	—	—	—	40,410	..	6,285	..	120
China (exclusive of Hong-kong and Macao)	—	—	—	—	—	9,71,680	38,55,090	4,43,728	11,77,489	27,20,538
Japan	—	—	—	—	—	5,80,49,950	14,92,77,560	6,47,92,275	8,19,40,217	8,35,48,472
Egypt	—	—	—	—	—	—	—	—	—	6,251
Portuguese East Africa	—	—	—	—	—	3,49,840	1,21,650	16,273	1,300	3,284
Italian East Africa (including Somaliland and Eritrea)	—	—	—	—	—	380	6,760	..	3,307	..
United States of America—										
Via Atlantic Coast	—	—	—	—	—	54,08,050	96,16,220	80,52,120	28,60,212	23,92,673
" Pacific "	—	—	—	—	—	1,150	1,27,740	8,870	1,310	282
Other Foreign Countries	—	—	—	—	—	600	300	150	626	472
TOTAL FOREIGN COUNTRIES	—	—	—	—	—	7,70,22,770	21,76,49,300	9,22,81,720	10,55,96,302	11,84,85,100
Share of Bengal	—	—	—	—	—	28,22,08,610	37,17,01,670	27,23,11,892	33,69,39,088	28,87,69,609
" Bombay	—	—	—	—	—	15,58,98,820	33,85,82,630	14,99,11,764	17,46,41,380	20,54,23,707
" Sind	—	—	—	—	—	7,77,94,940	16,92,80,180	5,65,25,723	8,42,24,335	8,73,89,762
" Madras	—	—	—	—	—	3,73,16,670	6,34,14,620	4,84,16,432	4,75,87,862	4,80,56,204
" Burma	—	—	—	—	—	3,75,73,060	7,82,21,200	4,22,14,747	5,79,09,367	4,52,06,484
TOTAL	—	—	—	—	—	59,07,92,000	1,02,12,00,300	59,93,80,548	70,13,02,032	67,48,45,756
Total value of Cotton, Raw and Manufactures	—	—	—	—	—	59,75,70,630	1,03,81,55,340	60,38,11,284	71,80,43,644	69,99,27,964
Flax—										
Raw (II. Q)—	Lbs.	Lbs.	Lbs.	Lbs.	Lbs.					
United Kingdom	5,370	75	5,440	80	..
Share of Bombay	5,379	47	5,440	35	..
Sind	28	45	..
TOTAL	5,370	75	5,440	80	..
Manufactures—										
Twist and Yarn (III. U)—	Lbs.	Lbs.	Lbs.	Lbs.	Lbs.					
United Kingdom	5,674	22,000	15,983	8,127	9,177	11,780	60,600	24,792	8,340	12,701
Japan	1,920	5,380
Share of Bengal	5,648	19,958	16,972	3,947	8,062	13,620	67,230	24,789	4,416	12,031
" Bombay	1,579	3,460	..	3,440	3,106	..
" Sind	1,657	..	150	2,800	..	654	..
" Madras	670	155	..
" Burma	67	385	10	..	1,115	50	660	5	..	670
TOTAL	7,594	22,000	15,983	8,127	9,177	17,110	60,600	24,792	8,340	12,701

† Shown as a Foreign country from 1923-24.

No. 13—continued

ARTICLES, AND COUNTRIES OF CONSIGNMENT; ALSO SHARE OF EACH PROVINCE	QUANTITY					VALUE				
	1919-20	1920-21	1921-22	1922-23	1923-24	1919-20	1920-21	1921-22	1922-23	1923-24
Textiles—continued						R	R	R	R	R
Flax—continued										
Manufactures—continued										
Bags and Sacks (III. U)—	No.	No.	No.	No.	No.					
United Kingdom	852	809	140	500	93	2,740	3,820	1,707	3,003	534
Other British Possessions	682	..	320	157	160	90	..	318	418	27
TOTAL BRITISH EMPIRE	1,534	809	460	657	253	2,830	3,820	2,110	3,481	561
China (exclusive of Hongkong and Macao)	2,047	6,150
Other Foreign Countries	209	87	..	12	4	950	400	..	72	58
TOTAL FOREIGN COUNTRIES	2,256	87	..	12	4	7,100	400	..	72	58
<i>Share of Bengal</i>	2,372	..	12	500	68	8,960	..	25	3,067	364
<i>Bombay</i>	336	118	2,070	1,276
<i>Sind</i>	136	102	10	42	16	370	1,230	496	417	211
<i>Madras</i>	95	618	420	1,610
<i>Burma</i>	688	..	320	127	163	250	..	313	43	11
TOTAL	3,700	956	400	669	257	9,980	4,310	2,110	3,553	619
Canvas (III. U)—	Yards	Yards	Yards	Yards	Yards					
United Kingdom	888,704	1,300,325	577,169	853,246	809,395	10,91,170	38,41,110	16,04,760	16,42,998	10,72,210
Victoria	3,600	..	80	7,530	..	160
Australian Commonwealth (Total)	3,600	..	80	7,530	..	160
Other British Possessions	444	378	337	331	397	600	1,310	551	600	543
TOTAL BRITISH EMPIRE	892,748	1,399,703	577,586	853,577	809,792	10,99,300	38,42,420	16,05,480	16,43,598	10,72,753
Germany	1,015	5,537	..
Japan	281,880	48,150	..	3,600	..	6,77,700	64,330	..	5,961	..
Italian East Africa (Somali- land and Eritrea)	1,695	3,790
Other Foreign Countries	120	56	8	75	..	80	50	10	100	..
TOTAL FOREIGN COUNTRIES	282,000	49,901	8	4,690	..	6,77,870	68,170	10	6,658	..
<i>Share of Bengal</i>	681,685	677,789	351,306	531,838	424,503	17,64,680	19,24,810	11,13,183	10,97,864	6,07,396
<i>Bombay</i>	369,126	611,243	134,165	158,841	240,965	7,24,840	13,09,160	2,85,338	2,56,957	2,71,900
<i>Sind</i>	10,760	76,323	4,761	10,463	8,829	16,200	1,86,670	7,696	16,249	5,857
<i>Madras</i>	14,430	24,103	21,404	27,933	17,190	14,710	1,08,280	61,176	89,468	45,220
<i>Burma</i>	53,847	139,646	65,458	129,192	118,075	1,54,740	3,81,070	1,48,697	2,12,618	1,41,880
TOTAL	1,174,748	1,449,604	577,594	858,267	809,792	26,77,170	39,10,590	16,05,490	16,52,276	10,72,753
Piece goods (III. U)—	Yards	Yards	Yards	Yards	Yards					
United Kingdom	275,537	387,069	188,446	410,988	464,237	3,27,280	5,28,770	1,92,973	3,46,488	4,00,800
Straits Settlements (including Labuan)	488	4,798	70	551	2,291	330	2,500	72	787	2,698
Other British Possessions	384	320	100	100	130	100
TOTAL BRITISH EMPIRE	276,400	392,187	188,516	411,539	466,538	3,27,710	5,31,400	1,93,045	3,47,275	4,11,807
Netherlands	4,215	2,317
France	250	..	1,456	240	..	3,136
Switzerland	693	2,330
Japan	48,975	33,540
United States of America— Fid Atlantic Coast	906	1,651	10	197	4,306	560	2,620	15	196	2,402
Other Foreign Countries	10	100	210	8	274	30	200	420	24	480
TOTAL FOREIGN COUNTRIES	49,291	2,444	470	205	10,251	34,130	5,150	675	220	8,335

No. 13—continued

ARTICLES, AND COUNTRIES OF CONSIGNMENT; ALSO SHARE OF EACH PROVINCE	QUANTITY					VALUE				
	1919-20	1920-21	1921-22	1922-23	1923-24	1919-20	1920-21	1921-22	1922-23	1923-24
						R	R	R	R	R
Textiles—continued										
Flax—continued										
Manufactures—continued										
Piecegoods (III. U)—continued	Yards	Yards	Yards	Yards	Yards					
Share of Bengal	91,980	68,697	13,062	25,832	61,036	96,080	1,61,000	32,120	43,794	119,008
„ Bombay	133,864	272,999	165,614	365,614	386,934	2,08,260	2,80,230	1,42,221	2,70,107	269,036
„ Sind	3,761	5,647	748	1,676	14,089	4,610	14,770	2,391	2,780	10,659
„ Madras	9,151	9,577	7,059	6,651	4,602	14,680	26,220	11,611	13,161	8,576
„ Burma	36,944	37,811	2,503	11,771	9,528	38,220	54,360	6,371	17,603	12,863
TOTAL	325,700	394,631	188,986	411,744	476,783	3,61,840	5,36,640	1,93,720	3,47,445	4,20,142
Thread, sewing (III. U)—	Lbs.	Lbs.	Lbs.	Lbs.	Lbs.					
United Kingdom	104,728	89,220	51,830	64,227	66,140	4,62,890	4,42,070	2,50,571	1,81,544	2,15,603
Straits Settlements (including Labuan)	120	..	224	410	..	400
Kenya Colony	500	2,000	..
TOTAL BRITISH EMPIRE	104,848	89,220	52,054	64,727	66,140	4,63,300	4,42,070	2,50,971	1,83,544	2,15,603
Germany	800	4,090	700	6,383
Belgium	100	762	..	660	3,004
Austria	300	2,500	541	2,500	472
Hungary	4,416	12,490	785
Japan	12,731	5,025	400	600	..	31,710	11,300	1,385	2,400	..
United States of America—										
Via Atlantic Coast	451	..	20	518	..	1,550	..	310	1,145
Other Foreign Countries	10	40	373	150	..
TOTAL FOREIGN COUNTRIES	12,731	9,992	710	3,460	5,899	31,710	20,000	2,643	6,150	11,004
Share of Bengal	29,658	62,091	21,074	55,861	39,675	89,970	2,06,610	60,310	1,42,441	1,34,006
„ Bombay	61,888	20,773	26,527	4,642	7,866	3,33,999	1,59,840	1,66,943	24,475	33,073
„ Sind	296	734	..	13	517	1,420	8,650	..	169	2,094
„ Madras	5,819	7,973	3,071	813	11,136	21,460	41,010	16,517	2,876	31,579
„ Burma	19,924	17,641	2,092	4,858	12,851	48,180	52,660	8,239	19,733	25,855
TOTAL	117,579	99,212	52,764	68,187	72,045	4,95,010	4,68,070	2,62,514	1,89,604	2,26,007
Other sorts (III. U)—	Lbs.	Lbs.	Lbs.	Lbs.	Lbs.					
United Kingdom	242,916	850,490	275,041	289,719	532,034	5,97,260	10,08,460	8,11,248	9,41,732	10,73,038
Straits Settlements (including Labuan)	865	1,496	7,281	868	153	290	1,210	2,174	866	118
New South Wales Australian Commonwealth (Total)	392	1,500	..
Other British Possessions	200	378	643	170	933	240	850	1,300	167	1,561
TOTAL BRITISH EMPIRE	243,981	352,364	282,965	291,149	533,120	5,97,790	10,08,520	8,14,717	9,43,765	10,74,711
Germany	1,590	3,163	1,499	2,123	..	7,690	6,686	4,273	5,421
Belgium	372	2	100	117	..	2,370	12	145	431
France	224	1,500
Switzerland	223	1,111
Italy	400	1,200	297	2,160	..
Siam	1,202	..	45	2,987	..	111
China (exclusive of Hong-kong and Macao)	30	..	1,792	100	..	2,374
Turkey, Asiatic
Persian Gulf	448	3,672	830	1,970
Japan	27,609	13,006	5,008	8,830	890	66,790	26,450	15,972	17,913	804
Portuguese East Africa	4,800	..	15	47,200	..	101
United States of America—										
Via Atlantic Coast	9,250	1,275	1,207	12,004	12,731	12,680	5,670	2,944	13,321	13,661
Pacific	100	280
Other Foreign Countries	30	17	7	100	..	150	85	40	501
TOTAL FOREIGN COUNTRIES	37,307	23,269	16,829	23,730	18,047	78,800	46,080	75,683	37,852	23,997
Share of Bengal	89,496	87,941	105,716	120,227	202,525	1,63,060	2,36,190	3,36,370	3,89,943	4,62,751
„ Bombay	133,033	198,428	116,676	132,661	204,104	3,45,050	5,46,440	2,71,248	3,33,132	3,63,471
„ Sind	16,003	65,838	39,745	25,207	95,690	67,760	1,50,380	1,16,055	66,863	1,64,644
„ Madras	29,742	15,261	11,295	20,924	21,573	61,670	70,280	63,550	73,870	61,731
„ Burma	12,961	15,365	26,363	15,860	27,275	59,150	61,310	1,03,177	1,67,769	75,991
TOTAL	281,238	372,633	298,794	314,879	551,167	6,76,590(a)	10,54,600(a)	8,00,400(a)	9,81,617 (a)	10,98,608(a)

(a) Duty was collected on Rs.76,070 in 1919-20, on Rs.10,54,350 in 1920-21, on Rs.83,236 in 1921-22, on Rs.1,606 in 1922-23, and on Rs.1,97,931 in 1923-24.

No. 13—continued

ARTICLES, AND COUNTRIES OF CONSIGNMENT; ALSO SHARE OF EACH PROVINCE	QUANTITY					VALUE				
	1919-20	1920-21	1921-22	1922-23	1923-24	1919-20	1920-21	1921-22	1922-23	1923-24
						R	R	R	R	R
Textiles—continued										
Flax—concluded										
Manufactures—concluded										
Total value of Flax manufac- tures (including Twist and Yarn)—										
United Kingdom	—	—	—	—	—	33,93,070	58,82,020	28,93,115	31,24,115	27,83,695
Straits Settlements (including Labuan)	—	—	—	—	—	1,180	4,770	8,347	1,250	2,781
Kenya Colony	—	—	—	—	—	40	2,000	250
Victoria	—	—	—	—	—	7,530	850	160
New South Wales	—	—	—	—	—	1,500	..
Australian Commonwealth (Total)	—	—	—	—	—	7,530	350	160	1,500	..
Other British Possessions	—	—	—	—	—	880	970	1,423	1,082	1,410
TOTAL BRITISH EMPIRE	—	—	—	—	—	34,02,660	58,89,010	29,00,115	31,29,953	27,86,136
Germany	—	—	—	—	—	..	7,090	6,036	7,534	11,868
Netherlands	—	—	—	—	—	85	..	2,317
Belgium	—	—	—	—	—	30	3,030	432	145	3,922
France	—	—	—	—	—	..	1,500	240	..	3,136
Switzerland	—	—	—	—	—	..	2,330	1,117
Italy	—	—	—	—	—	..	200	670	2,310	..
Austria	—	—	—	—	—	..	12,490	785	2,500	472
Hungary	—	—	—	—	—
Turkey, Asiatic	—	—	—	—	—
Persian Gulf	—	—	—	—	—	330	1,970
Siam	—	—	—	—	—	2,987	..	15
China (exclusive of Hong- kong and Macao)	—	—	—	—	—	6,150	..	100	..	2,874
Japan	—	—	—	—	—	8,15,160	1,02,110	16,757	28,346	300
Portuguese East Africa	—	—	—	—	—	47,200	..	10
Italian East Africa (Somaliland and Eritrea)	—	—	—	—	—	..	3,700
United States of America—	—	—	—	—	—
Vid Atlantic Coast	—	—	—	—	—	13,240	10,300	2,959	13,827	17,213
" Pacific "	—	—	—	—	—	..	200
Other Foreign Countries	—	—	—	—	—	80	200	10	200	50
TOTAL FOREIGN COUNTRIES	—	—	—	—	—	8,34,900	1,46,800	78,911	52,952	43,204
Share of Bengal	—	—	—	—	—	21,36,310	25,36,800	16,57,303	16,81,521	13,26,061
" Bombay	—	—	—	—	—	16,15,670	22,97,740	8,87,031	9,16,926	9,37,479
" Sind	—	—	—	—	—	92,350	3,64,500	1,26,078	87,172	1,73,460
" Madras	—	—	—	—	—	1,12,830	2,46,300	1,42,354	1,79,530	1,37,113
" Burma	—	—	—	—	—	2,80,590	5,40,060	2,65,800	3,17,766	2,37,311
TOTAL	—	—	—	—	—	42,37,650	60,34,900	29,79,026	31,82,905	28,31,430
Lace and Embroidery and Milli- nery—										
Lace and Embroidery (III. U) (a)—										
United Kingdom	—	—	—	—	—	..	18,47,660	1,11,452	2,72,171	3,95,918
Ceylon	—	—	—	—	—	..	950	2,099	470	544
Straits Settlements (including Labuan)	—	—	—	—	—	..	790	2,319	10,064	755
Hongkong	—	—	—	—	—	..	2,080	2,450	1,760	5,029
Seychelles	—	—	—	—	—	1,025
Other British Possessions	—	—	—	—	—	..	20	200	155	99
TOTAL BRITISH EMPIRE	—	—	—	—	—	..	18,51,500	1,19,546	2,93,620	4,95,975

(a) Separately recorded from 1920-21.

ARTICLES AND COUNTRIES OF CONSIGNMENT; ALSO SHARE OF EACH PROVINCE	QUANTITY					VALUE				
	1919-20	1920-21	1921-22	1922-23	1923-24	1919-20	1920-21	1921-22	1922-23	1923-24
Textiles - continued						R	R	R	R	R
Haberdashery and Millinery—continued										
Lace and Embroidery—(III. U) (a)—continued										
Sweden	—	—	—	—	—	—	84,870	..	722	..
Denmark	—	—	—	—	—	—	1,008	..
Germany	—	—	—	—	—	—	1,26,550	2,57,084	6,58,266	12,15,906
Netherlands	—	—	—	—	—	—	1,34,050	86,801	33,482	30,757
Belgium	—	—	—	—	—	—	77,190	6,147	33,349	56,345
France	—	—	—	—	—	—	4,44,400	1,77,708	52,693	93,941
Switzerland	—	—	—	—	—	—	43,07,320	2,85,247	10,87,597	8,84,977
Italy	—	—	—	—	—	—	9,74,950	20,231	39,830	1,30,727
Austria	—	—	—	—	—	—	—	..	10,583	91,506
Hungary	—	—	—	—	—	—	20,070
Czechoslovakia	—	—	—	—	—	—	—	553	3,625	6,262
Java	—	—	—	—	—	—	200	1,610
China (exclusive of Hongkong and Macao),	—	—	—	—	—	—	40	180	4,088	70
Japan	—	—	—	—	—	—	3,68,700	2,17,203	4,34,336	4,18,058
United States of America—	—	—	—	—	—	—	—	—	—	—
<i>Vis Atlantic Coast</i>	—	—	—	—	—	—	7,860	522	7	203
Other Foreign Countries	—	—	—	—	—	—	760	..	1	..
TOTAL FOREIGN COUNTRIES	—	—	—	—	—	—	64,57,920	9,53,286	23,68,587	29,30,854
<i>Share of Bengal</i>	—	—	—	—	—	—	7,24,770	79,586	1,62,464	1,47,998
<i>Bombay</i>	—	—	—	—	—	—	42,40,430	6,46,146	17,49,552	14,78,439
<i>Sind</i>	—	—	—	—	—	—	17,16,740	2,41,293	5,64,519	11,68,693
<i>Madras</i>	—	—	—	—	—	—	20,230	20,649	18,667	21,479
<i>Burma</i>	—	—	—	—	—	—	15,99,850	86,157	1,77,105	2,30,220
TOTAL	—	—	—	—	—	—	88,06,420	10,72,831(b)	26,62,207	38,36,829
Toozels not in the piece (III. U) (a)—		No.	No.	No.	No.					
United Kingdom	—	387,176	68,653	99,939	83,200	—	6,68,690	68,766	84,086	84,055
Straits Settlements (including Labuan)	—	21,831	51,147	73,216	57,651	—	6,270	10,661	13,806	32,520
Hongkong	—	21,288	21,832	37,890	8,336	—	5,360	6,297	10,316	2,837
Other British Possessions	—	2,050	240	12	66	—	790	130	9	33
TOTAL BRITISH EMPIRE	—	432,345	141,872	211,057	149,253	—	6,81,110	86,864	1,08,217	1,19,446
Germany	—	1,848	—	3,422
Netherlands	—	90	5,204	—	60	4,563
Belgium	—	12	1,070	..	2,100	—	10	460	..	850
France	—	8,474	—	1,910
Switzerland	—	5,904	..	—	3,516	..
China (exclusive of Hongkong and Macao),	—	336	480	11,011	1,662	—	170	120	3,061	854
Japan	—	893,054	69,700	460,163	441,379	—	6,13,870	53,948	1,47,086	2,10,614
United States of America:—	—	—	—	—	—	—	—	—	—	—
<i>Vis Atlantic Coast</i>	—	4,224	275	126	1,449	—	6,096	217	120	3,190
<i>Vis Pacific</i>	—	25,082	..	000	13	—	20,330	..	1,445	39
Other Foreign Countries	—	12	..	2	95	—	1	84
TOTAL FOREIGN COUNTRIES	—	926,284	71,625	478,766	454,010	—	6,43,340	54,745	1,55,228	2,23,616
<i>Share of Bengal</i>	—	296,321	31,954	36,630	51,815	—	2,63,600	16,337	10,520	31,590
<i>Bombay</i>	—	124,576	65,213	41,393	61,319	—	1,66,330	74,647	36,811	40,608
<i>Sind</i>	—	59,626	1,868	1,673	2,606	—	1,03,540	4,001	1,806	3,718
<i>Madras</i>	—	6,558	131	1,596	1,821	—	15,260	218	200	1,820
<i>Burma</i>	—	871,548	114,231	608,531	479,512	—	7,75,720	45,396	2,14,108	2,65,295
TOTAL	—	1,358,620	213,397	689,823	603,163	—	13,24,450	1,40,593(c)	2,63,445	3,43,061

(a) Separately recorded from 1920-21.

(b) Duty was collected on R10,72,440 in 1921-22.

No. 13—continued

ARTICLES, AND COUNTRIES OF CONSIGNMENT; ALSO SHARE OF EACH PROVINCE	QUANTITY					VALUE				
	1919-20	1920-21	1921-22	1922-23	1923-24	1919-20	1920-21	1921-22	1922-23	1923-24
Textiles—continued						R	R	R	R	R
Haberdashery and Millinery—continued										
Other sorts (III. U) (a)—										
United Kingdom	—	—	—	—	—	—	1,02,65,100	28,04,384	31,48,038	27,77,909
Aden and Dependencies	—	—	—	—	—	—	5,000	100	85	1,200
Mesopotamia*	—	—	—	—	—	—	—	1,019	13,209	4,767
Ceylon	—	—	—	—	—	—	24,070	23,722	15,778	17,309
Straits Settlements (including Labuan)	—	—	—	—	—	—	87,050	70,278	56,116	58,021
Hongkong	—	—	—	—	—	—	46,690	47,589	34,301	20,309
Egypt †	—	—	—	—	—	—	790	2,855	905	—
Natal	—	—	—	—	—	—	4,690	2,515	3,904	0
Zanzibar and Pemba	—	—	—	—	—	—	8,240	700
Kenya Colony	—	—	—	—	—	—	6,760	10,964	565	..
Mauritius and Dependencies	—	—	—	—	—	—	1,000	..
Canada—										
<i>Vid</i> Atlantic Coast	—	—	—	—	—	—	18,030
South Australia (including Northern Territory)	—	—	—	—	—	—	20	48	..	33
Victoria	—	—	—	—	—	—	2,110	5,105	471	3,578
New South Wales	—	—	—	—	—	—	21,940	435	569	272
Queensland	—	—	—	—	—	—	50	200	..	17
<i>Australian Commonwealth (Total)</i>	—	—	—	—	—	—	24,120	5,783	1,040	3,900
Other British Possessions	—	—	—	—	—	—	880	925	117	800
TOTAL BRITISH EMPIRE	—	—	—	—	—	—	1,04,01,420	29,71,724	32,75,718	28,93,814
Sweden	—	—	—	—	—	—	9,280	1,623	595	690
Norway	—	—	—	—	—	—	1,840	1,462	25	5
Germany	—	—	—	—	—	—	5,55,040	7,48,761	12,82,450	14,50,447
Netherlands	—	—	—	—	—	—	2,20,610	18,779	8,887	83,018
Belgium	—	—	—	—	—	—	98,960	5,648	11,953	7,588
France	—	—	—	—	—	—	10,69,180	3,21,416	2,00,451	1,30,026
Switzerland	—	—	—	—	—	—	40,81,310	3,17,741	5,44,693	7,66,138
Italy	—	—	—	—	—	—	8,71,240	1,58,875	2,70,430	2,65,639
Austria	—	—	—	—	—	—	84,530	10,420	39,677	29,023
Hungary	—	—	—	—	—	—	—	1,203	..	10
Czechoslovakia	—	—	—	—	—	—	—	3,795	9,995	19,350
Turkey, Asiatic:	—	—	—	—	—	—	—
Persian Gulf	—	—	—	—	—	—	5,540	—	—	—
Persia	—	—	—	—	—	—	210	260	1,416	421
Philippine Islands and Guam	—	—	—	—	—	—	1,940	370
China (exclusive of Hongkong and Macao)	—	—	—	—	—	—	32,120	5,222	13,954	18,622
Japan	—	—	—	—	—	—	19,99,070	4,10,479	6,10,001	4,42,500
Egypt †	—	—	—	—	—	—	—	—	—	5,367
United States of America—										
<i>Vid</i> Atlantic Coast	—	—	—	—	—	—	10,36,510	80,060	87,140	1,47,980
" Pacific "	—	—	—	—	—	—	45,440	3,587	761	555
Other Foreign Countries	—	—	—	—	—	—	40	50	373	1,396
TOTAL FOREIGN COUNTRIES	—	—	—	—	—	—	1,00,63,460	20,93,820	31,00,521	33,29,070
Share of Bengal	—	—	—	—	—	—	50,04,990	12,90,187	13,73,694	14,50,359
" <i>Bombay</i>	—	—	—	—	—	—	1,16,64,490	25,36,732	37,97,939	37,51,489
" <i>Sind</i>	—	—	—	—	—	—	17,84,640	3,76,234	2,62,630	2,76,024
" <i>Madras</i>	—	—	—	—	—	—	9,78,670	4,48,692	4,19,416	2,87,754
" <i>Burma</i>	—	—	—	—	—	—	11,08,210	4,14,709	5,92,851	4,56,758
TOTAL	—	—	—	—	—	—	2,05,51,880(b)	50,65,554(b)	63,76,539(b)	62,22,884(b)

* Included in Turkey, Asiatic prior to 1921-22.

(a) Separately recorded from 1920-21.

(b) Duty was collected on B2,95,54,250 in 1920-21, on B50,66,172 in 1921-22, on B63,74,587 in 1922-23, and on B62,16,772 in 1923-24.

† Shown as a Foreign country from 1923-24.

ARTICLES, AND COUNTRIES OF CONSIGNMENT; ALSO SHARE OF EACH PROVINCE	QUANTITY					VALUE				
	1919-20	1920-21	1921-22	1922-23	1923-24	1919-20	1920-21	1921-22	1922-23	1923-24
						R	R	R	R	R
Textiles—continued										
Haberdashery and Millinery—continued										
<i>Total value of Haberdashery and Millinery—</i>										
United Kingdom	—	—	—	—	—	49,52,890	1,27,81,450	29,84,002	35,04,895	32,80,912
Aden and Dependencies	—	—	—	—	—	180	5,000	100	85	1,200
Mesopotamia*	—	—	—	—	—	—	—	1,919	13,364	4,792
Ceylon	—	—	—	—	—	34,080	25,080	25,821	16,257	17,976
Straits Settlements (including Labuan)	—	—	—	—	—	1,31,020	94,110	83,258	88,086	91,206
Federated Malay States	—	—	—	—	—	60	1,040	165	61	500
Hongkong	—	—	—	—	—	53,880	54,130	55,336	46,377	37,775
Egypt †	—	—	—	—	—	40	700	3,055	905	—
Natal	—	—	—	—	—	160	4,690	2,615	3,964	83
Zanzibar and Pemba	—	—	—	—	—	9,310	8,260	700
Kenya Colony	—	—	—	—	—	260	6,760	10,954	565	..
Mauritius and Dependencies	—	—	—	—	—	1,000	..
Seychelles	—	—	—	—	—	1,325
Canada—										
<i>Via Atlantic Coast</i>	—	—	—	—	—	..	18,030
South Australia (including Northern Territory)	—	—	—	—	—	70	20	43	..	33
Victoria	—	—	—	—	—	5,550	2,110	5,105	471	3,578
New South Wales	—	—	—	—	—	500	21,940	435	569	272
Queensland	—	—	—	—	—	..	50	200	..	17
<i>Australian Commonwealth (Total)</i>	—	—	—	—	—	6,120	24,120	5,783	1,040	3,900
Other British Possessions	—	—	—	—	—	430	570	500	56	300
TOTAL BRITISH EMPIRE	—	—	—	—	—	45,88,370	1,30,24,030	31,77,123	36,77,555	34,18,734
Sweden	—	—	—	—	—	1,020	44,150	1,623	1,317	699
Norway	—	—	—	—	—	30	1,840	1,462	25	5
Denmark	—	—	—	—	—	50	1,023	162
Germany	—	—	—	—	—	450	6,81,590	10,05,865	19,40,716	26,69,775
Netherlands	—	—	—	—	—	6,300	3,55,620	50,574	42,369	68,338
Belgium	—	—	—	—	—	1,800	1,76,160	12,250	45,302	64,733
France	—	—	—	—	—	3,18,870	15,15,490	4,99,124	2,62,144	2,33,869
Switzerland	—	—	—	—	—	15,70,110	84,48,630	5,52,988	16,35,805	16,51,115
Italy	—	—	—	—	—	4,22,740	17,46,150	1,88,606	3,10,280	3,96,373
Austria	—	—	—	—	—	490	54,600	10,420	59,280	1,22,529
Hungary	—	—	—	—	—	—	—	1,203	..	10
Czechoslovakia	—	—	—	—	—	—	—	4,348	13,620	25,718
Turkey, Asiatic:										
<i>Persian Gulf</i>	—	—	—	—	—	3,960	5,550
Persia	—	—	—	—	—	1,310	210	250	1,416	426
Java	—	—	—	—	—	..	200	1,610	198	17
Philippine Islands and Guam	—	—	—	—	—	830	1,940	442
China (exclusive of Hongkong and Macao)	—	—	—	—	—	27,450	32,330	5,522	21,103	19,546
Japan	—	—	—	—	—	21,72,510	29,82,300	6,81,630	12,00,423	10,71,232
Egypt †	—	—	—	—	—	—	—	—	—	5,367
United States of America—										
<i>Via Atlantic Coast</i>	—	—	—	—	—	5,38,390	10,51,360	80,709	87,267	1,51,373
<i> " Pacific " " "</i>	—	—	—	—	—	14,610	65,770	3,537	2,227	594
Other Foreign Countries	—	—	—	—	—	730	700	50	161	1,217
TOTAL FOREIGN COUNTRIES	—	—	—	—	—	50,96,578	1,71,64,720	31,01,861	56,24,636	64,83,540

* Included in Turkey, Asiatic prior to 1921-22.
 † Shown as a Foreign country from 1923-24.

No. 13—continued

ARTICLES, AND COUNTRIES OF CONSIGNMENT; ALSO SHARE OF EACH PROVINCE	QUANTITY					VALUE				
	1919-20	1920-21	1921-22	1922-23	1923-24	1919-20	1920-21	1921-22	1922-23	1923-24
Textiles—continued						R	R	R	R	R
Haberdashery and Millinery—continued										
Total value of Haberdashery and Millinery—continued										
Share of Bengal	—	—	—	—	—	21,39,400	69,91,270	13,86,000	14,06,878	19,29,947
“ Bombay	—	—	—	—	—	66,49,180	1,61,00,250	32,56,546	55,84,302	62,70,536
“ Sind	—	—	—	—	—	4,69,160	36,03,330	6,21,528	8,28,965	14,78,165
“ Madras	—	—	—	—	—	4,44,370	10,14,120	4,69,659	4,38,182	3,11,033
“ Burma	—	—	—	—	—	9,93,130	34,77,780	5,46,262	9,84,074	5,52,273
TOTAL	—	—	—	—	—	90,85,240(a)	3,01,88,750	1,02,78,984	93,02,161	99,02,274
Hemp—										
Rate (II. Q)—	Cwts.	Cwts.	Cwts.	Cwts.	Cwts.					
United Kingdom	1	1,107	1	13	1	240	45,340	128	273	229
Ceylon	292	10	1,000
Straits Settlements (including Labuan)	414	5,240
Hongkong	119	607	838	..	10	3,769	14,750	23,093
Victoria	110	1,980
Australian Commonwealth (Total)	110	1,930
Other British Possessions	61	380
TOTAL BRITISH EMPIRE	415	1,510	120	620	839	5,490	48,610	3,892	15,023	23,322
Italy	70	60	20	..	50	9,520	10,200	3,313	..	3,765
Siam	4	3,616
Philippine Islands and Guam	14,870	26,970	28,917	21,030	23,641	4,10,410	8,54,440	8,55,822	5,05,106	5,92,168
China (exclusive of Hongkong and Macao)	1,942	1,457	44,750	31,230
Japan	119	264	..	3,270	7,751
Other Foreign Countries	22	44	..	7	16	500	410	..	117	190
TOTAL FOREIGN COUNTRIES	14,962	26,202	28,937	22,079	25,432	4,20,480	8,08,410	8,59,135	5,50,063	6,38,720
Share of Bengal	13,194	27,057	24,571	22,870	25,157	3,55,900	8,95,410	7,10,794	5,46,517	6,28,369
“ Bombay	1,043	406	974	659	1,053	42,840	20,520	32,774	16,536	31,810
“ Sind	49	250
“ Madras	200	800
“ Burma	1,140	..	3,512	120	61	27,180	10	1,19,459	3,034	1,824
TOTAL	15,377	27,712	29,057	23,699	26,271	4,25,920	9,17,020	8,63,027	5,66,086	6,62,042
Manufactures (excluding cordage)—										
Bags and Sacks (III. U) —	No.	No.	No.	No.	No.					
United Kingdom	100	..	95	50	..	95	..
Japan	552	3,860
Share of Bombay	652	..	95	3,910	..	95	..

(a) Duty was collected on Rs.84,340 in 1919-20.

ARTICLES, AND COUNTRIES OF CONSIGNMENT; ALSO SHARE OF EACH PROVINCE	QUANTITY					VALUE				
	1919-20	1920-21	1921-22	1922-23	1923-24	1919-20	1920-21	1921-22	1922-23	1923-24
Textiles—continued										
Hemp—continued										
<i>Manufactures (excluding cordage)—continued</i>										
(Loth (III. U)—	Yards	Yards	Yards	Yards	Yards	R	R	R	R	R
United Kingdom	26,720	15,298	104	10,804	8 614	73,480	47,090	838	17,236	11,169
Straits Settlements (including Labuan)	78,145	66,880	90,540	117,356	137,500	23,300	25,760	18,330	24,798	28,248
Hongkong	9,714	9,873	3,575	766	520	12,610	11,280	4,162	984	210
Other British possessions	4	12
TOTAL BRITISH EMPIRE	100,579	122,052	94,219	128,516	140,633	1,09,430	84,130	23,330	43,018	39,139
Italy	70,696	6,000	1,35,380	11,160
Japan	38,520	108	300	71,830	170	426
Other Foreign Countries	612	..	100	10	..	770	..	200	15	..
TOTAL FOREIGN COUNTRIES	109,828	6,108	400	10	..	2,07,980	11,830	626	15	..
<i>Share of Bengal</i>	<i>34,792</i>	<i>103</i>	<i>204</i>	<i>5,938</i>	<i>2,554</i>	<i>85,090</i>	<i>490</i>	<i>1,038</i>	<i>10,028</i>	<i>5,531</i>
<i>.. Bombay</i>	<i>93,342</i>	<i>17,843</i>	<i>..</i>	<i>2,254</i>	<i>4,554</i>	<i>1,63,240</i>	<i>36,970</i>	<i>..</i>	<i>3,042</i>	<i>5,613</i>
<i>.. Sind</i>	<i>..</i>	<i>..</i>	<i>..</i>	<i>60</i>	<i>4</i>	<i>..</i>	<i>..</i>	<i>..</i>	<i>333</i>	<i>12</i>
<i>.. Madras</i>	<i>..</i>	<i>1,628</i>	<i>..</i>	<i>..</i>	<i>..</i>	<i>..</i>	<i>13,550</i>	<i>..</i>	<i>..</i>	<i>..</i>
<i>.. Burma</i>	<i>91,273</i>	<i>108,536</i>	<i>94,415</i>	<i>120,224</i>	<i>139,526</i>	<i>69,680</i>	<i>74,150</i>	<i>22,913</i>	<i>29,580</i>	<i>29,753</i>
TOTAL	210,407	128,160	94,319	128,526	140,633	3,17,410	95,460	28,956	43,033	39,939
Other sorts (III. U)—										
United Kingdom	—	—	—	—	—	89,920	5,22,200	2,50,653	1,26,548	2,68,101
Straits Settlements (including Labuan)	—	—	—	—	—	..	2,840	200	610	1,859
Kenya Colony	—	—	—	—	—	150	4,000	..
Other British Possessions	—	—	—	—	—	310	30	..	2	74
TOTAL BRITISH EMPIRE	—	—	—	—	—	90,380	5,25,070	2,50,853	1,31,160	2,10,034
Denmark	—	—	—	—	—	4,750
Germany	—	—	—	—	—	7,087	5,033	7,008
Netherlands	—	—	—	—	—	12,395	..
Italy	—	—	—	—	—	..	5,030	1,456	3,253	14,461
Japan	—	—	—	—	—	17,380	38,200	18,363	17,514	17,248
United States of America—										
<i>Via Atlantic Coast</i>	<i>—</i>	<i>—</i>	<i>—</i>	<i>—</i>	<i>—</i>	<i>5,400</i>	<i>1,210</i>	<i>2,186</i>	<i>..</i>	<i>130</i>
Other Foreign Countries	—	—	—	—	—	35	581
TOTAL FOREIGN COUNTRIES	—	—	—	—	—	22,850	42,440	20,692	38,230	44,187
<i>Share of Bengal</i>	<i>—</i>	<i>—</i>	<i>—</i>	<i>—</i>	<i>—</i>	<i>410</i>	<i>63,170</i>	<i>35,471</i>	<i>22,754</i>	<i>52,770</i>
<i>.. Bombay</i>	<i>—</i>	<i>—</i>	<i>—</i>	<i>—</i>	<i>—</i>	<i>91,390</i>	<i>3,77,310</i>	<i>1,67,447</i>	<i>81,866</i>	<i>1,19,168</i>
<i>.. Sind</i>	<i>—</i>	<i>—</i>	<i>—</i>	<i>—</i>	<i>—</i>	<i>710</i>	<i>800</i>	<i>500</i>	<i>1,418</i>	<i>13</i>
<i>.. Madras</i>	<i>—</i>	<i>—</i>	<i>—</i>	<i>—</i>	<i>—</i>	<i>1,950</i>	<i>4,310</i>	<i>59,712</i>	<i>192</i>	<i>3,250</i>
<i>.. Burma</i>	<i>—</i>	<i>—</i>	<i>—</i>	<i>—</i>	<i>—</i>	<i>18,720</i>	<i>1,21,920</i>	<i>17,415</i>	<i>63,160</i>	<i>68,590</i>
TOTAL	—	—	—	—	—	1,13,230	5,67,510	2,80,545	1,60,390	2,51,221
Total value of Hemp manu- factures—										
United Kingdom	—	—	—	—	—	1,63,350	5,69,340	2,51,491	1,43,879	2,10,570
Straits Settlements (including Labuan)	—	—	—	—	—	23,390	28,600	18,530	25,408	30,107
Hongkong	—	—	—	—	—	12,690	11,280	4,162	984	247
Kenya Colony	—	—	—	—	—	150	4,000	..
Other British Possessions	—	—	—	—	—	230	30	..	2	49
TOTAL BRITISH EMPIRE	—	—	—	—	—	1,99,810	6,09,250	2,74,183	1,74,273	2,49,973
Denmark	—	—	—	—	—	4,750
Germany	—	—	—	—	—	7,687	5,033	7,008
Netherlands	—	—	—	—	—	12,395	..
Italy	—	—	—	—	—	1,35,380	16,190	1,456	3,253	14,461
Japan	—	—	—	—	—	89,190	40,230	18,780	17,514	17,248
United States of America—										
<i>Via Atlantic Coast</i>	<i>—</i>	<i>—</i>	<i>—</i>	<i>—</i>	<i>—</i>	<i>5,400</i>	<i>1,210</i>	<i>2,386</i>	<i>..</i>	<i>130</i>
Other Foreign Countries	—	—	—	—	—	770	50	581
TOTAL FOREIGN COUNTRIES	—	—	—	—	—	2,80,880	57,630	30,318	38,245	44,187

No. 13—continued

ARTICLES AND COUNTRIES OF CONSIGNMENT: ALSO SHARE OF EACH PROVINCE	QUANTITY					VALUE				
	1919-20	1920-21	1921-22	1922-23	1923-24	1919-20	1920-21	1921-22	1922-23	1923-24
						R	R	R	R	R
Textiles—continued										
Hemp—continued										
<i>Manufactures (excluding cordage)—concluded</i>										
<i>Total value of Hemp manufactures—concluded</i>										
<i>Share of Bengal</i>	—	—	—	—	—	85,550	63,660	36,509	32,782	57,301
" <i>Bombay</i>	—	—	—	—	—	2,54,630	4,18,130	1,62,447	85,005	1,35,111
" <i>Sind</i>	—	—	—	—	—	710	800	500	1,801	55
" <i>Madras</i>	—	—	—	—	—	1,980	18,180	69,712	192	3,250
" <i>Burma</i>	—	—	—	—	—	87,800	1,66,070	40,333	92,740	98,443
TOTAL	—	—	—	—	—	4,30,640	6,66,480	3,04,501	2,12,518	2,91,100
Jute—										
<i>Raw (II. N)—</i>										
United Kingdom	Tons	Tons	Tons	Tons	Tons	..	560	1,075	4,730	9,320
Ceylon	1	14	2	250	2,190	175
Straits Settlements (including Labuan)	1	..	10	300	..
Hongkong	4	1,324
TOTAL BRITISH EMPIRE	1	15	8	14	20	290	2,750	2,574	5,030	9,320
Japan	6	1,170	..
United States of America— Vid Atlantic Coast	714	1,07,727
Other Foreign Countries	1	70	312
TOTAL FOREIGN COUNTRIES	1	6	714	..	70	312	1,170	1,07,727
<i>Share of Bengal</i>	..	5	7	20	734	..	810	2,711	6,200	1,17,047
" <i>Bombay</i>	..	1	180
" <i>Sind</i>	70
" <i>Madras</i>	1	8	2	280	1,360	375
" <i>Burma</i>	..	1	10	560
TOTAL	1	15	9	20	734	290	2,820	2,986	6,200	1,17,047
Twist and Yarn (III. R)—										
United Kingdom	Lbs.	Lbs.	Lbs.	Lbs.	Lbs.	8,010	18,840	1,04,348	11,051	2,835
Aden and Dependencies	..	10,192	1,320
Other British Possessions	27	9	..	1,120	..	10	10	..	368	..
TOTAL BRITISH EMPIRE	14,308	31,471	559,382	25,116	8,505	8,020	20,670	1,04,348	11,419	2,835
Italy	300	701	..
<i>Share of Bengal</i>	5,223	9,694	557,424	17,021	7,495	3,700	11,860	1,93,025	9,017	2,387
" <i>Bombay</i>	7,585	20,230	118	406	43	3,570	7,760	165	813	8
" <i>Sind</i>	..	913	..	12	630	..	44	..
" <i>Madras</i>	27	9	..	6,717	..	10	10	..	1,706	..
" <i>Burma</i>	1,468	626	1,340	1,260	987	740	410	1,158	540	440
TOTAL	14,308	31,471	559,382	25,416	8,505	8,020	20,670	1,04,348	12,120	2,835
Manufactures—										
<i>Canvas (III. R)—</i>										
United Kingdom	Yards	Yards	Yards	Yards	Yards	7,12,700	8,24,480	2,49,558	2,21,794	1,90,826
Aden and Dependencies	1,450	4	1,885	15	..
Ceylon	970	244	817	257	127	1,050	250	1,278	290	147
Straits Settlements (including Labuan)	210	445	223	1,661	440	350	470	347	1,788	544
Other British Possessions	..	140	..	125	36	..	30	..	174	84
TOTAL BRITISH EMPIRE	405,235	559,167	120,869	173,463	176,460	7,14,100	8,25,230	2,62,513	2,24,061	1,91,400
Germany	958	4,612	2,090	7,180
Netherlands	..	5,400	8,370
Japan	119,280	7,200	2,4,110	11,730
Other Foreign Countries	20	125	325	100	195	407
TOTAL FOREIGN COUNTRIES	119,300	12,600	..	1,083	4,937	2,54,210	20,100	..	2,285	7,587

ARTICLES, AND COUNTRIES OF CONSIGNMENT; ALSO SHARE OF EACH PROVINCE	QUANTITY					VALUE				
	1919-20	1920-21	1921-22	1922-23	1923-24	1919-20	1920-21	1921-22	1922-23	1923-24
<i>Textiles—continued</i>										
<i>Jute—continued</i>										
<i>Manufactures—continued</i>										
<i>Canvas (III. R)—continued</i>	Yards	Yards	Yards	Yards	Yards					
Share of Bengal	76,948	40,962	24,913	5,209	18,144	1,81,760	1,50,540	91,050	6,096	35,966
“ Bombay	394,761	344,739	83,538	1,33,586	78,098	7,00,120	4,61,890	1,44,219	1,83,840	86,590
“ Sind	33	1,347	..	1,000	322	30	1,500	..	1,555	207
“ Madras	16,587	21,575	1,056	1,813	6,872	15,960	45,160	3,313	1,600	16,559
“ Burma	38,206	163,134	10,563	32,938	82,091	70,460	1,86,270	13,331	33,255	59,665
TOTAL	524,635	571,747	120,609	174,546	181,427	9,68,310	8,45,830	2,52,618	2,26,346	1,98,987
<i>Gunny bags (III. R)—</i>	No.	No.	No.	No.	No.					
United Kingdom	1,878,420	597,759	7,472	4,483	51,679	5,99,590	2,05,540	2,847	4,636	10,888
Mesopotamia*	—	—	3,400	23,900	..	—	—	850	4,815	..
Bahrain Islands	23,510	8,250	1,000	6,150	2,395	250	..
Ceylon	1,768,061	2,508,992	4,200,416	4,545,070	4,999,997	6,33,050	7,68,890	10,47,043	10,95,628	12,37,886
Straits Settlements (including Labuan)	57,186	27,426	74,271	51,314	66,076	28,880	15,020	50,522	18,368	29,139
Federated Malay States	740	..	11,771	1,770	2,050	250	..	4,150	441	615
Hongkong	2,000	14,000	18,400	3,620	40	6,400	5,930	8,362	1,028	12
Egypt†	400	208	3,000	—	..	460	62	1,300	—
Natal	4,600	5,000	1,200	1,200	2,000	1,260	2,250	552	522	1,430
Mauritius and Dependencies	14,000	2,800	..
Western Australia	85	32
South Australia (including Northern Territory)	100	360
Victoria	8,220	8,781	114	3,940	2,069	27	..
New South Wales	200	..	905	3,200	..	600	..	894	1,702	..
Queensland	63	24
<i>Australian Commonwealth (Total)</i>	<i>200</i>	<i>8,220</i>	<i>4,834</i>	<i>3,314</i>	<i>100</i>	<i>600</i>	<i>3,940</i>	<i>2,519</i>	<i>1,729</i>	<i>360</i>
Other British Possessions	2,620	200	..	900	1,800	650	200	..	415	426
TOTAL BRITISH EMPIRE	3,413,833	3,183,507	4,330,262	4,654,171	5,123,742	12,70,680	10,28,380	11,18,792	11,32,022	12,80,756
Belgium	5,400	3,000	90,071	1,172	1,269	25,451
France	9,000	..	2,000	4,520	..	780	..
Turkey, Asiatic	1,200	744
Persian Gulf	11,200	1,300	2,000	210
Maskat Territory and Trucial Oman	2,400	100	..	4,700	3,100	670	30	..	3,430	1,030
Siam	2,400	800	2,000	1,600	..	1,180	328	250	81 ⁶
Java	1,600	..	40	7,150	33,360	820	..	10	3,062	18,281
China (exclusive of Hongkong and Macao)	5,600	800	5,600	1,000	..	2,000	830	2,264	240	..
United States of America—										
<i>Via Atlantic Coast</i>	40	8,871	20	4,015
Cuba	8,000	4,712
Other Foreign Countries	4,100	1,340	2,800	5,525	..	1,330	410	958	1,575	..
TOTAL FOREIGN COUNTRIES	24,900	14,940	15,840	25,415	144,992	7,720	6,930	5,476	10,626	54,305
Share of Bengal	17,149	59,144	85,773	40,158	203,327	13,550	32,340	55,370	15,293	67,374
“ Bombay	49,870	1,460	18,560	494,623	486,854	19,180	710	6,855	1,85,903	1,87,573
“ Sind	12,400	24,150	13,844	4,889	46,400	2,410	6,290	3,972	1,067	12,530
“ Madras	3,346,873	3,087,477	4,210,468	4,104,909	4,479,479	12,36,260	9,86,470	10,49,450	9,29,311	10,45,122
“ Burma	12,441	26,216	17,417	29,007	52,774	7,000	9,500	8,621	11,074	22,462
TOTAL	3,438,733	3,198,447	4,346,102	4,679,586	5,268,734	12,78,400(a)	10,35,310(a)	11,24,268(a)	11,42,648(a)	13,35,061(a)

* Included in Turkey, Asiatic prior to 1921-22.
 † Shown as a Foreign country from 1923-24.
 (a) Duty was collected on R6,530 in 1919-20, on R0,920 in 1920-21, on R44,990 in 1921-22, on R5,215 in 1922-23, and on R1,920 in 1923-24.

No. 13—continued

ARTICLES, AND COUNTRIES OF CONSIGNMENT; ALSO SHARE OF EACH PROVINCE	QUANTITY					VALUE				
	1919-20	1920-21	1921-22	1922-23	1923-24	1919-20	1920-21	1921-22	1922-23	1923-24
Textiles—continued										
Jute—continued						R	R	R	R	R
Manufactures—continued										
Gunny cloth (III. R)— United Kingdom	Yards 119,273	Yards 174,588	Yards 41,673	Yards 87,861	Yards 1,540,452	53,360	80,840	18,440	81,803	67,098
Aden and Dependencies	82,000	21,000	420	6,765	1,826	75
Ceylon	327,971	5,930	6,558	6,335	13,516	1,11,360	1,350	1,144	1,381	3,400
Egypt†	6,000	—	1,260	..
South Australia (including Northern Territory)	1,575	1,300
Victoria	2,000	520
New South Wales	2,000
<i>Australian Commonwealth (Total)</i>	3,575	..	2,000	1,820	..	550	..
Other British Possessions	544	100	490	75	7,000	320	20	97	20	1,290
TOTAL BRITISH EMPIRE	447,788	184,193	130,719	123,271	1,561,397	1,65,040	84,030	26,446	86,000	72,622
Netherlands	4,000	121,200	..	200	10,535
Belgium	381,000	25,032
France	12,000	14,000	1,840	4,940
Philippine Islands and Guam	4,000	1,480
China (exclusive of Hong- kong and Macao)	2,000	5,000	..	500	1,100
United States of America—										
<i>Vid Atlantic Coast</i>	4,270	16,346	28,780	1,070,604	..	730	4,929	4,801	41,213
<i>" Pacific "</i>	3,000	4,000	1,280	900
Other Foreign Countries	2,916	680
TOTAL FOREIGN COUNTRIES	7,000	25,186	30,346	28,780	1,581,904	2,740	4,650	9,859	4,701	81,840
<i>Share of Bengal</i>	123,556	148,342	71,792	117,730	3,123,064	52,300	69,480	28,080	36,206	1,48,574
<i>" Bombay</i>	48,876	82,227	27,843	3,206	..	13,320	6,994	3,886	720
<i>" Sind</i>	1,255	3,366	..	690	1,262
<i>" Madras</i>	330,038	9,331	7,046	6,410	13,515	1,13,950	3,790	1,241	1,401	3,469
<i>" Burma</i>	1,194	1,675	..	18	50	1,470	1,300	..	8	37
TOTAL	454,788	209,379	101,065	152,001	3,143,191	1,67,780(a)	88,680	36,315	41,501	1,54,302
Rope and Twine (III. R.)—										
United Kingdom	Cwts. 447	Cwts. 459	Cwts. 119	Cwts. 100	Cwts. 481	42,340	75,270	13,467	13,264	50,237
Ceylon	42	11	37	..	2	1,030	590	1,996	20	128
Straits Settlements (including Labuan)	62	91	74	64	68	4,550	9,160	8,040	8,348	7,677
New South Wales	640	14,930
<i>Australian Commonwealth (Total)</i>	640	14,930
Other British Possessions	52	..	1	906	10	49
TOTAL BRITISH EMPIRE	1,191	561	282	173	532	68,750	86,020	24,309	21,642	58,091
Italy	12	28	..	1,108
Sumatra	600	27,070
Java	138	8,884	..
United States of America—										
<i>Vid Atlantic Coast</i>	21	..	4	3	1	2,760	..	155	65	262
Other Foreign Countries	9	..	15	..	4	920	..	704	..	635
TOTAL FOREIGN COUNTRIES	690	..	19	140	17	31,650	..	867	3,449	1,905
<i>Share of Bengal</i>	1,257	100	144	151	39	43,850	15,500	6,327	6,027	2,572
<i>" Bombay</i>	336	228	11	71	319	25,740	31,520	1,930	6,938	36,800
<i>" Sind</i>	70	4	6	4	1	1,330	950	1,950	873	278
<i>" Madras</i>	150	68	39	12	81	8,910	12,300	4,295	1,754	7,746
<i>" Burma</i>	108	101	91	76	107	15,570	24,750	11,074	8,498	12,600
TOTAL	1,821	561	301	313	549	95,400(b)	85,020	25,176	25,001	59,886
Other kinds (III. R.)—										
United Kingdom	Cwts. 512	Cwts. 2,037	Cwts. 1,031	Cwts. 1,126	Cwts. 15,287	85,420	3,75,910	2,59,124	1,43,871	2,50,279
Aden and Dependencies	5	..	28	160	..	7,705
Mesopotamia *	58	1	2,638	130
Ceylon	2	..	17	87	68	170	..	121	1,367	370
Straits Settlements (including Labuan)	387	497	688	825	443	47,600	57,950	48,181	76,557	37,470
Kenya Colony	100	1,200
Victoria	20	2,180
<i>Australian Commonwealth (Total)</i>	20	2,180
Other British Possessions	12	1	4	2	..	1,000	30	105	180	..
TOTAL BRITISH EMPIRE	1,018	2,535	2,386	2,098	15,799	1,35,550	4,33,890	3,47,316	2,24,613	2,88,249

(a) Duty was collected on Rs5,000 in 1919-20.

(b) Duty was collected on Rs4,800 in 1919-20.

* Included in Turkey, Asiatic prior to 1921-22.

† Shown as a Foreign country from 1923-24.

No. 13—continued

ARTICLES, AND COUNTRIES OF CONSIGNMENT; ALSO SHARE OF EACH PROVINCE	QUANTITY					VALUE				
	1919-20	1920-21	1921-22	1922-23	1923-24	1919-20	1920-21	1921-22	1922-23	1923-24
<i>Textiles—continued</i>										
<i>Jute—continued</i>						R	R	R	R	R
<i>Manufactures—continued</i>	Cwts.	Cwts.	Cwts.	Cwts.	Cwts.					
Other kinds (III, R)—continued										
Denmark	4	1,575	..
Germany	13	4,008	180	1,004	23,059
Belgium	1,975	9,355
Czechoslovakia	—	—	..	3	..	—	—	..	1,247	..
Java	600	27,970
Japan	52	320	14	4	13	10,080	1,10,130	3,935	1,037	8,339
United States of America— Via Atlantic Coast	9	2	..	19	12	1,540	710	..	511	565
“ Pacific ”	80	40
Other Foreign Countries	2	1	3	3	16	280	110	60	617	251
TOTAL FOREIGN COUNTRIES	603	320	17	40	6,024	40,440	1,10,090	4,175	6,981	42,409
<i>Share of Bengal</i>	<i>721</i>	<i>601</i>	<i>921</i>	<i>555</i>	<i>20,328</i>	<i>67,600</i>	<i>61,550</i>	<i>99,316</i>	<i>43,063</i>	<i>1,60,781</i>
“ Bombay	278	541	541	755	693	39,240	2,37,120	1,57,745	87,731	94,157
“ Sind	5	1	1	186	70	2,320	1,560	449	6,204
“ Madras	60	35	16	40	31	3,180	4,050	12,685	7,470	1,789
“ Burma	619	1,382	871	793	585	75,900	2,16,310	80,365	92,887	67,827
TOTAL	1,681	2,864	2,403	2,144	21,823	1,75,090(a)	5,53,880(a)	3,51,571(a)	2,31,504(a)	3,30,718(a)
<i>Total value of Jute manufactures (including Twist and Yarn)—</i>										
United Kingdom	—	—	—	—	—	15,01,420	15,80,820	7,67,284	4,26,479	5,72,562
Aden and Dependencies	—	—	—	—	—	810	2,020	15,805	1,841	..
Mesopotamia *	—	—	—	—	—	—	—	850	7,453	136
Faroin Islands	—	—	—	—	—	..	6,150	2,395	250	..
Ceylon	—	—	—	—	—	7,47,560	7,01,090	10,51,477	10,08,086	12,42,000
Straits Settlements (including Labuan)	—	—	—	—	—	81,700	82,620	1,07,187	1,05,081	75,310
Federated Malay States	—	—	—	—	—	250	..	4,150	441	699
Hongkong	—	—	—	—	—	6,420	5,630	9,222	1,095	861
Egypt †	—	—	—	—	—	..	490	62	2,947	..
Natal	—	—	—	—	—	1,260	2,250	552	522	1,430
Kenya Colony	—	—	—	—	—	1,200	100	..
Mauritius and Dependencies	—	—	—	—	—	..	30	..	2,800	..
Western Australia	—	—	—	—	—	32
South Australia (including Northern Territory)	—	—	—	—	—	..	1,300	360
Victoria	—	—	—	—	—	950	4,460	4,230	305	..
New South Wales	—	—	—	—	—	15,530	..	394	2,252	..
Queensland	—	—	—	—	—	24
<i>Australian Commonwealth (Total)</i>	—	—	—	—	—	<i>16,520</i>	<i>5,760</i>	<i>4,680</i>	<i>2,647</i>	<i>360</i>
Other British Possessions	—	—	—	—	—	* 100	255	501
TOTAL BRITISH EMPIRE						23,57,140	24,77,220	10,03,804	16,50,657	18,93,853
Denmark	1,575	..
Germany	180	4,084	31,139
Netherlands	9,170	10,535
Belgium	1,172	1,209	59,838
France	80	6,600	4,940	975	..
Italy	28	701	1,108
Czechoslovakia	1,247	..
Turkey, Asiatic	744
Persian Gulf, Muskat Territory and Trucial Oman	2,000	320	..	3,430	1,030
Sumatra	670	30
Java	27,970
Slam	28,700	..	10	6,446	18,281
Philippine Islands and Guam	100	1,810	358	250	1,067
China (exclusive of Hongkong and Macao)	2,280
Japan	3,270	830	2,204	240	1,100
United States of America— Via Atlantic Coast	2,05,600	1,30,300	4,307	1,037	8,339
“ Pacific ”	4,400	1,440	5,064	5,197	49,262
Cuba	1,280	40	..	495	980
Other Foreign Countries	330	410	1,200	1,607	4,712
TOTAL FOREIGN COUNTRIES						3,36,760	1,51,570	20,387	28,643	1,88,106

(a) Duty was collected on R1,74,410 in 1919-20, on R5,51,830 in 1920-21, on R1,15,019 in 1921-22, on R2,15,350 in 1922-23, and on R3,20,629 in 1923-24.
* Included in Turkey, Asiatic prior to 1921-22.

No. 13—continued

ARTICLES AND COUNTRIES OF CONSIGNMENT; ALSO SHARE OF EACH PROVINCE	QUANTITY					VALUE				
	1919-20	1920-21	1921-22	1922-23	1923-24	1919-20	1920-21	1921-22	1922-23	1923-24
Textiles—continued										
Jute—concluded										
Manufactures—concluded										
Total value of Jute manufactures (including Twist and Yarn)—continued										
Share of Bengal	—	—	—	—	—	3,52,520	3,44,270	4,72,668	1,15,702	4,17,954
„ Bombay	—	—	—	—	—	7,87,850	7,52,250	3,17,908	4,69,111	1,05,823
„ Sind	—	—	—	—	—	8,530	12,380	7,432	3,968	20,181
„ Madras	—	—	—	—	—	13,78,260	10,51,810	10,70,954	9,43,242	10,71,665
„ Burma	—	—	—	—	—	1,71,140	4,68,040	1,15,149	1,47,257	1,63,031
TOTAL	—	—	—	—	—	26,93,900	26,28,700	10,84,101	16,79,300	20,81,915
Silk—										
Rauo (II. O)—	Lbs.	Lbs.	Lbs.	Lbs.	Lbs.					
United Kingdom	1,925	160	30,507	13,722	..	22,300	2,400	4,10,639	1,37,050
Mesopotamia*	—	—	5,482	0,692	..	—	—	50,627	72,176	..
Straits Settlements (including Labuan)	443	106,598	711	3,880	65	5,180	9,71,510	4,678	28,022	103
Hongkong	403,088	370,720	276,590	266,875	173,881	26,30,430	25,73,430	18,86,246	22,16,239	12,22,414
Other British Possessions	56	46	3	260	337	34	..
TOTAL BRITISH EMPIRE	404,431	479,378	282,989	319,057	187,068	26,44,610	35,07,560	10,44,283	27,03,110	13,80,106
France	1,840	2,560	25,000	9,060
Turkey, Asiatic	—	—	—	—
Persian Gulf	1,324	—	—	—	..	6,160	—	—	—
Persia	162	1,500	..
Siam	57,651	23,789	37,347	60,996	36,610	2,70,980	1,40,000	2,47,838	4,24,780	2,76,176
Indo-China (including Cochin-China, Cambodia, Annam, Tonkin and French leased territories in China)	5,309	61,442
China (exclusive of Hongkong and Macao)	1,880,830	1,352,978	1,278,484	1,443,195	1,102,070	1,48,00,840	1,19,64,120	1,09,86,282	1,24,04,841	1,57,71,100
Japan	176	73,771	1,071	4,273	33,856	2,300	6,16,610	17,681	73,097	6,73,597
Other Foreign Countries	2	13	5	104	..
TOTAL FOREIGN COUNTRIES	1,933,156	1,453,697	1,324,773	1,508,620	1,177,636	1,50,74,190	1,27,52,790	1,12,72,308	1,29,91,431	1,05,16,873
Share of Bengal	316	224	2,653	1,505	1,976	4,300	7,960	14,336	32,546	38,100
„ Bombay	2,034,098	1,511,227	1,311,521	1,366,797	1,082,178	1,51,76,100	1,19,01,970	1,01,33,554	1,10,02,212	90,91,848
„ Sind	2	..	13	20	..	104	..
„ Madras	233,869	279,098	269,838	345,550	278,452	18,66,560	29,47,830	28,63,654	37,27,767	28,70,581
„ Burma	74,304	142,594	23,780	114,721	2,598	6,71,640	14,62,510	2,05,047	10,24,918	73,510
TOTAL	2,342,587	1,938,075	1,607,762	1,823,586	1,365,204	1,77,18,800	1,63,20,200 ^(a)	1,32,16,591 ^(a)	1,57,87,541	1,19,07,039
Waste (II. O)—	Lbs.	Lbs.	Lbs.	Lbs.	Lbs.					
United Kingdom	2,000	1,025	28	5,130	2,180	107
Mesopotamia*	—	—	2,352	—	—	1,182
Hongkong	4,896	1,535	7	7,410	1,897	7	..
Straits Settlements (including Labuan)	225	26	870	234
TOTAL BRITISH EMPIRE	2,000	5,921	1,563	232	2,378	5,130	9,590	2,004	877	1,116
Italy	10,230	21,496
Switzerland	1,250	21,034
Mascat Territory and Trucial Oman	1
Japan	40,300	119,707	147,850	130,511	64,272	1,11,530	3,20,760	2,82,888	2,44,227	2,67,570
China (exclusive of Hongkong and Macao)	855	1,650
TOTAL FOREIGN COUNTRIES	40,300	119,708	158,080	130,511	66,127	1,11,530	3,20,760	3,04,379	2,44,227	2,91,154
Share of Bengal	225	1,276	870	12,168
„ Bombay	42,300	125,628	159,648	130,511	67,279	1,16,660	3,30,160	3,06,383	2,44,227	2,70,192
„ Sind	1
„ Burma	7	7	..
TOTAL	42,300	125,629	159,648	130,743	68,555	1,16,660	3,30,360	3,06,838	2,45,104	2,92,570

* Included in Turkey, Asiatic prior to 1921-22.

(a) Duty was collected on Rs. 1,82,79,930 in 1920-21 and on Rs. 1,32,16,191 in 1921-22.

ARTICLES, AND COUNTRIES OF CONSIGNMENT; ALSO SHARE OF EACH PROVINCE	QUANTITY					VALUE				
	1919-20	1920-21	1921-22	1922-23	1923-24	1919-20	1920-21	1921-22	1922-23	1923-24
						R	R	R	R	R
Textiles—continued										
Silk—continued										
<i>Silk Yarn, Nolls, and Warps (III. S)—</i>	Lbs.	Lbs.	Lbs.	Lbs.	Lbs.					
United Kingdom	10,950	22,171	1,814	14,895	54,818	1,09,880	1,28,800	21,069	1,62,515	5,52,660
Mesopotamia*	—	—	..	20	418	—	—	..	100	3,219
Straits Settlements (Includ- ing Labuan)	408	137	5,310	..	5	..	1,000
Hongkong	330	..	140	3,960	..	1,007	..
Other British Possessions	18	100
TOTAL BRITISH EMPIRE	11,368	22,519	1,814	15,055	55,373	1,16,170	1,32,860	21,974	1,63,682	5,56,888
Germany	3,480	20,890
Belgium	954	500	5,703	3,261
France	4,779	2,551	51,952	28,160	..	22,620	18,999	3,27,980	1,68,941
Portugal	4,816	34,912
Switzerland	1,095	437	599	20,491	..	6,750	3,415	4,196	1,41,389
Italy	85,583	80,461	218,666	292,826	487,781	4,48,010	4,28,470	14,63,558	17,55,237	31,86,540
China (exclusive of Hong- kong and Macao)	77,164	75,572	148,372	150,354	159,243	6,11,240	7,74,660	11,34,759	11,61,592	12,01,166
Japan	285,573	598,410	188,184	385,285	207,179	20,34,120	68,83,190	17,11,357	28,17,415	17,00,017
United States of America— Via Pacific Coast	112	1,891	..	2	..	1,120	22,128	..	19
Other Foreign Countries	43	110
TOTAL FOREIGN COUNTRIES	448,325	761,029	660,644	881,970	911,661	30,98,370	81,16,870	48,54,326	60,72,123	65,16,135
<i>Shore of Bengal</i>	..	5,636	422	4,765	22,547	..	1,15,600	6,303	72,496	2,67,122
" Bombay	456,193	752,735	556,296	886,649	929,236	31,83,960	80,00,600	43,10,395	61,24,734	66,83,425
" Sind	2,660	24,523	5,737	5,583	10,322	19,850	1,25,520	59,530	38,097	77,105
" Madras	75	254	..	28	4,711	960	2,370	5	478	44,737
" Burma	850	400	3	..	18	3,770	5,640	67	..	634
TOTAL	459,683	783,548	562,458	897,025	907,034	32,08,540	82,49,770	43,76,300	62,35,805	70,73,023
Manufactures—										
<i>Goods of silk mixed with other materials (III. S)—</i>	Yards	Yards	Yards	Yards	Yards					
United Kingdom	272,649	335,751	164,449	141,356	121,664	5,28,820	9,56,760	4,95,338	3,36,536	2,52,310
Mesopotamia*	—	—	187	—	—	1,683
Ceylon	7,787	1,096	..	33	..	3,890	1,880	..	50	..
Straits Settlements (Includ- ing Labuan)	7,329	3,741	1,164	3,273	192	9,800	4,250	2,436	4,905	396
Hongkong	38,868	30,863	10,256	34,207	11,547	84,300	50,630	19,681	44,581	17,954
Egypt†	404	1,508
Zanzibar and Pemba	2,408	4,340
Other British Possessions	175	350
TOTAL BRITISH EMPIRE	329,216	371,441	176,459	178,869	133,403	6,31,500	10,13,560	5,20,646	3,86,072	2,70,660
Germany	415,132	71,545	204,003	316,979	..	16,09,580	1,70,829	4,72,722	5,62,801
Netherlands	12,990	30,201
Belgium	41,886	..	1,146	5,779	..	83,330	..	2,149	17,982
France	284,785	289,994	211,916	330,042	841,149	5,76,460	7,93,510	3,30,153	5,37,606	12,55,593
Switzerland	73,818	87,727	8,651	51,824	13,886	1,61,600	2,01,950	12,875	67,107	28,207
Italy	171,532	523,327	396,300	396,205	542,565	3,07,190	10,95,160	5,56,549	4,43,513	7,49,758
Austria	3,379	3,080
Hungary	37,130	50,000
Persia	1,016	205	..	534	..	3,570	670	..	1,834	..
China (exclusive of Hongkong and Macao)	25,289	43,163	13,798	31,796	62,041	59,610	67,460	18,146	41,062	87,227
Japan	85,207	130,928	26,726	69,718	154,183	1,57,410	2,44,560	50,706	1,04,117	2,54,794
United States of America— Via Atlantic Coast	1,528	4,040	641	37	..	2,040	8,040	10,701	388	..
" Pacific	610	5,320
Other Foreign Countries	235	480
TOTAL FOREIGN COUNTRIES	605,542	1,542,007	729,577	995,305	1,952,951	13,23,510	41,09,580	11,55,959	10,71,158	29,89,683

* Included in Turkey, Asiatic prior to 1921-22.
† Shown as a Foreign country from 1923-24.

No. 13—continued

ARTICLES, AND COUNTRIES OF CONSIGNMENT; ALSO SHARE OF EACH PROVINCE	QUANTITY					VALUE				
	1919-20	1920-21	1921-22	1922-23	1923-24	1919-20	1920-21	1921-22	1922-23	1923-24
Textiles—continued						R	R	R	R	R
Silk—continued										
Manufactures—continued										
Goods of silk mixed with other materials (III. S)—continued	Yards	Yards	Yards	Yards	Yards					
Share of Bengal	132,946	113,481	145,010	240,513	460,823	1,98,560	3,65,390	1,72,175	2,95,891	6,96,552
" Bombay	691,806	1,603,902	602,738	804,838	1,582,327	14,12,190	41,58,150	10,40,729	14,56,398	24,15,002
" Sind	3,774	21,500	3,651	13,767	6,521	9,270	1,11,040	12,828	30,186	21,726
" Madras	23,890	8,247	480	4,427	2,762	23,440	19,670	2,223	7,860	5,786
" Burma	162,342	166,318	154,157	110,629	53,921	3,11,560	4,65,860	4,46,650	2,66,895	1,21,187
TOTAL	1,014,758	1,913,448	906,036	1,174,174	2,086,354	19,65,010	51,23,140	16,76,605	20,57,230	32,60,343
Silk piecegoods (III. S)—	Yards	Yards	Yards	Yards	Yards					
United Kingdom	160,926	243,335	102,446	128,016	82,970	4,06,580	10,40,520	3,70,840	4,03,032	3,35,840
Mesopotamia*	—	—	2,780	5,409	1,150	—	—	6,305	10,071	4,263
Ceylon	20,108	12,522	1,408	2,497	2,446	83,190	22,410	5,433	7,400	7,348
Straits Settlements (Includ- ing Labuan)	74,402	162,821	20,586	10,775	27,011	1,37,140	1,74,760	47,798	18,454	66,477
Federated Malay States	1,111	1,522	80	2,120	5,610	200
Hongkong	4,442,175	4,487,043	2,657,073	2,061,372	407,848	88,04,800	88,36,700	47,59,320	30,41,210	8,34,233
Egypt †	125	300
Zanzibar and Pemba	4,053	5,100
Mauritius and Dependencies	10	1,300	15	3,800	..
Victoria	4,800	9,300
New South Wales	10	30	..
Australian Commonwealth (Total)	4,800	10	..	9,300	30	..
Other British Possessions	791	508	126	36	301	820	1,430	556	195	606
TOTAL BRITISH EMPIRE	4,714,366	4,892,966	2,784,405	2,210,015	521,785	94,59,140	1,01,20,820	51,89,476	40,85,092	12,40,057
Germany	12,909	7,772	25,530	32,599	..	68,580	23,310	52,953	82,456
Netherlands	13	673	..	2,533	..	40	2,343	..	5,048
Belgium	150	3,255	2,588	14,856
France	87,749	143,128	95,732	48,095	53,526	2,34,190	5,35,220	2,31,017	1,41,216	1,70,143
Switzerland	85,317	40,057	12,406	9,959	14,163	1,09,880	2,33,930	55,082	31,116	54,042
Italy	2,577	189,057	41,954	27,599	1,372	21,210	3,77,030	97,470	67,267	8,704
Austria	30	143	142	1,660
Hungary	189	1,280	..
Czechoslovakia
Turkey, Asiatic:
Persian Gulf	60	7,147	140	12,590
Persia	10	93,200	515	58	..	30	1,22,825	530	136
Java	2,945	27	51	80	..	10,320	55	118	220
China (exclusive of Hong- kong and Macao)	7,723,223	4,219,608	3,380,531	3,073,687	5,837,634	1,30,26,720	76,20,990	53,06,650	451,10,088	94,80,377
Japan	10,509,111	12,022,648	7,637,670	8,932,749	7,619,402	2,05,44,570	2,20,42,770	1,21,67,749	1,31,76,037	1,18,80,986
United States of America— Via Atlantic Coast	2,226	2,415	4	1,485	10	3,320	7,160	30	2,013	60
Other Foreign Countries	71	222	167	52	..	120	640	362	218
TOTAL FOREIGN COUNTRIES	24,420,283	17,540,003	11,171,191	12,121,005	13,564,827	4,20,40,930	3,09,48,820	1,80,07,180	1,95,76,359	2,17,14,905
Share of Bengal	732,473	773,153	359,588	176,914	128,733	13,78,430	20,61,950	8,80,690	5,46,458	4,46,582
" Bombay	23,610,258	16,261,948	10,521,908	10,307,066	11,115,309	4,60,64,630	3,09,85,320	1,35,17,610	1,74,02,989	1,90,00,410
" Sind	228,259	438,928	323,257	226,036	134,219	4,17,380	8,89,620	6,29,082	4,65,040	2,65,231
" Madras	117,892	234,719	23,246	29,764	37,399	1,60,800	4,39,610	181,613	82,758	1,03,479
" Burma	4,445,917	4,674,226	2,727,657	3,530,741	2,670,882	63,77,930	66,93,040	27,87,861	41,75,200	31,46,160
TOTAL	20,134,620	22,452,974	13,955,656	14,331,111	14,086,562	5,23,99,170	4,10,69,640	2,31,06,656(a)	2,26,61,451(a)	2,29,03,862(a)
Thread for sewing (III.S)—	Lbs.	Lbs.	Lbs.	Lbs.	Lbs.					
United Kingdom	2,680	3,713	1,376	1,334	3,957	33,060	89,170	27,533	71,674	66,596
Hongkong	54	..	57	220	111	940	..	770	4,078	1,310
Other British Possessions	10	103	30	1	..	40	950	51	30	9
TOTAL BRITISH EMPIRE	2,694	3,816	1,463	3,605	3,768	734,040	90,120	28,354	75,777	67,915
Germany	97	189	1	12,227	1,653
Italy	2,394	6,833	151,652	31,315
China (exclusive of Hong- kong and Macao)	2	130	142	240	..	70	7,220	1,141	5,932

* Included in Turkey, Asiatic, prior to 1921-22.
(a) Duty was collected on 102,31,94,381 in 1921-22, on R2,26,61,426 in 1922-23 and on R 2,29,62,594 in 1923-24.
† Shown as a Foreign country from 1923-24.

No. 13—continued

ARTICLES, AND COUNTRIES OF CONSIGNMENT; ALSO SHARE OF EACH PROVINCE	QUANTITY					VALUE				
	1910-20	1920-21	1921-22	1922-23	1923-24	1910-20	1920-21	1921-22	1922-23	1923-24
Textiles—continued						R	R	R	R	R
Silk—continued										
Manufactures—continued										
Thread for sewing (III. S)—continued	Lbs.	Lbs.	Lbs.	Lbs.	Lbs.					
Japan	2,232	1,248	1,422	1,957	218	0,190	16,770	15,355	11,543	6,595
United States of America— Via Atlantic Coast	66	2,480	3	..
Other Foreign Countries	..	20	1	64	150	..	230	70	849	1,012
TOTAL FOREIGN COUNTRIES	2,298	1,270	1,725	4,654	7,608	8,670	17,070	22,652	70,415	46,507
Share of Bengal	3,549	2,351	2,142	5,024	7,634	20,410	34,640	22,959	76,889	47,362
" <i>Bombay</i>	745	1,196	860	2,769	3,368	10,040	37,190	24,618	57,640	57,431
" <i>Sind</i>	286	1,224	27	163	128	4,690	29,690	1,181	5,418	4,450
" <i>Madras</i>	132	3	4	10	32	2,360	20	265	623	976
" <i>Burma</i>	231	312	155	293	221	6,210	6,760	1,983	5,622	4,203
TOTAL	4,922	5,080	3,188	8,250	11,376	42,710	1,07,190	51,008	1,46,102	1,14,422
Other sorts (III. S)—	Lbs.	Lbs.	Lbs.	Lbs.	Lbs.					
United Kingdom	11,112	17,393	6,650	9,684	19,604	86,930	2,37,810	1,36,178	1,33,817	1,52,631
Mesopotamia*	—	—	8	122	129	—	—	129	2,875	640
Ceylon	96	31	210	50	44	2,990	200	3,573	1,023	235
Gibraltar	888	2,680
Straits Settlements (including Labuan)	394	331	326	233	123	2,120	5,390	7,770	3,411	2,179
Hongkong	220	136	825	1,403	4,014	2,790	3,110	21,861	31,378	44,513
Egypt†	873	10,770	6
Other British Possessions	1	254	..	32	..	10	1,030	..	134	..
TOTAL BRITISH EMPIRE	11,823	10,406	8,019	11,584	24,814	94,840	2,61,050	1,60,517	1,72,638	2,00,198
Germany	6	328	713	1,373	..	90	3,782	8,197	20,019
Netherlands	112	8	3	16	..	2,340	44	15	600
Belgium	1,400	8	412	26	..	4,280	235	3,031	190
France	1,627	2,016	1,823	952	1,601	9,680	15,430	66,916	5,114	10,294
Italy	5,055	1,620	35	1,239	..	30,950	8,575	260	4,468
Switzerland	224	15	1,077	1,235	9,710	620	200	25,271	4,808	78,901
Persia	138	192	62	361	25	2,610	4,850	1,049	10,270	267
China (exclusive of Hong- kong and Macao)	387	342	1,227	793	3,811	2,840	8,690	26,310	18,205	26,439
Austria	10	4	200	30	100	1,281
Hungary	8	95
Japan	88,037	17,729	11,749	3,087	5,648	12,62,020	4,07,340	1,09,689	1,19,106	65,716
United States of America— Via Atlantic Coast	20,920	27,272	3,043	8,990	9,283	2,63,740	6,28,600	66,504	2,11,112	2,01,846
" <i>Pacific</i>	58	754	117	8	..	460	19,490	2,538	98	..
Other Foreign Countries	36	10	118	214	25	220	100	426	665	148
TOTAL FOREIGN COUNTRIES	61,927	64,903	21,085	21,815	32,937	15,42,990	11,22,360	4,00,465	3,81,156	4,05,148
Share of Bengal	31,081	31,063	15,112	15,604	17,319	4,78,650	6,34,800	2,26,381	2,42,703	2,11,006
" <i>Bombay</i>	35,192	23,059	8,009	11,225	33,906	10,59,780	4,57,680	2,36,909	1,42,205	2,50,007
" <i>Sind</i>	3,321	12,279	3,242	1,456	1,336	35,040	1,38,640	53,619	35,599	31,459
" <i>Madras</i>	2,536	2,514	1,383	2,896	1,964	27,000	44,430	26,764	72,426	50,446
" <i>Burma</i>	1,620	5,404	1,358	2,219	2,706	38,330	1,08,060	36,309	60,861	56,428
TOTAL	73,750	74,309	29,104	33,399	57,751	16,37,830	18,93,410	5,69,082(a)	5,53,794	6,05,346 (a)
Total value of Silk Manu- factures (including Silk Yarn, etc.)—										
United Kingdom	—	—	—	—	—	11,65,250	24,92,050	10,51,867	11,07,574	13,60,046
Gibraltar	—	—	—	—	—	..	2,680	20
Mesopotamia*	—	—	—	—	—	7,117	13,946	8,122
Ceylon	—	—	—	—	—	40,070	24,550	9,008	8,473	7,593
Straits Settlements (including Labuan)	—	—	—	—	—	1,51,410	1,84,550	58,120	20,800	70,061
Federated Malay States	—	—	—	—	—	2,120	5,610	200
Hongkong	—	—	—	—	—	69,52,830	88,96,340	48,01,572	37,22,300	8,08,010
Egypt†	—	—	—	—	—	..	11,070	1,884
Natal	—	—	—	—	—	670	1,200	21	125	350
Mauritius and Dependencies	—	—	—	—	—	15	3,800	..
Zanzibar and Pemba	—	—	—	—	—	9,530
Kenya Colony	—	—	—	—	—	..	230	396
Victoria	—	—	—	—	—	9,300
New South Wales	—	—	—	—	—	30	..
Australia Commonwealth (Total)	—	—	—	—	—	9,300	30	..
Other British Possessions	—	—	—	—	—	510	1,130	165	204	190
TOTAL BRITISH EMPIRE	—	—	—	—	—	1,03,34,090	1,16,18,410	59,29,987	48,82,261	23,44,718

* Included in Turkey, Asiatic prior to 1921-22.
 † Shown as a Foreign country from 1923-24.
 (a) Duty was collected on Rs. 92,942 in 1921-22, and on Rs. 6,000 in 1923-24.

No. 13—continued

ARTICLES, AND COUNTRIES OF CONSIGNMENT; ALSO SHARE OF EACH PROVINCE	QUANTITY					VALUE				
	1919-20	1920-21	1921-22	1922-23	1923-24	1919-20	1920-21	1921-22	1922-23	1923-24
Textiles—continued										
Silk—concluded						R	R	R		R
Manufactures—concluded										
Total value of Silk Manufactures (including Silk Yarn, etc.)—continued										
Germany	—	—	—	—	—	..	16,08,250	2,03,931	5,36,099	6,87,870
Netherlands	—	—	—	—	—	..	2,380	2,387	15	36,749
Belgium	—	—	—	—	—	..	87,610	805	13,471	39,280
France	—	—	—	—	—	8,22,330	13,07,150	6,47,085	10,12,824	16,11,043
Portugal	—	—	—	—	—	34,912
Switzerland	—	—	—	—	—	2,75,160	4,02,830	96,643	1,07,227	2,97,530
Italy	—	—	—	—	—	7,70,410	10,31,590	21,26,152	23,07,919	39,79,785
Austria	—	—	—	—	—	50,090	..	30	242	6,081
Hungary	—	—	—	—	—	95	..
Czechoslovakia	—	—	—	—	—	—	—	..	1,230	..
Turkey, Asiatic	—	—	—	—	—	—	—
Persian Gulf	—	—	—	—	—	840	12,000	—	—	—
Persia	—	—	—	—	—	6,080	5,550	1,23,874	12,634	442
Java	—	—	—	—	—	..	10,320	55	118	220
China (exclusive of Hongkong and Macao)	—	—	—	—	—	1,37,00,410	84,71,870	64,03,097	63,35,778	1,08,70,141
Japan	—	—	—	—	—	3,30,05,210	2,95,04,030	1,41,44,856	1,62,28,868	1,30,08,107
United States of America—										
Vid Atlantic Coast	—	—	—	—	—	2,71,580	6,43,800	98,453	2,13,516	2,01,925
" Pacific "	—	—	—	—	—	460	25,930	2,538	98	..
Other Foreign Countries	—	—	—	—	—	..	120	1,176	1,027	309
TOTAL FOREIGN COUNTRIES	—	—	—	—	—	4,80,08,570	4,43,14,700	2,39,40,542	2,67,71,211	3,16,72,278
Share of Bengal	—	—	—	—	—	20,76,070	32,15,380	13,08,508	12,33,437	16,70,624
" Bombay	—	—	—	—	—	5,07,29,600	4,36,38,770	2,45,20,061	2,51,83,966	2,64,12,365
" Sind	—	—	—	—	—	4,86,230	12,94,510	6,66,240	5,84,346	2,90,971
" Madras	—	—	—	—	—	2,14,550	6,06,100	1,10,870	1,64,145	2,05,424
" Burma	—	—	—	—	—	57,36,800	72,78,350	32,74,870	45,08,578	33,28,612
TOTAL	—	—	—	—	—	5,92,48,260	5,69,38,110	2,98,70,549	3,16,54,472	3,40,10,000
Total value of Silk, Raw and Manufactures	—	—	—	—	—	7,70,78,720	7,25,83,750	4,33,93,523	4,70,87,117	4,62,16,005
Wool—										
Rate (II. P)†—	Lbs.	Lbs.	Lbs.	Lbs.	Lbs.					
United Kingdom	34,349	55,658	25,002	59,032	1,696,997	49,890	66,790	18,110	90,723	18,13,624
Mesopotamian	—	—	100,676	35,280	127,120	—	—	36,400	12,690	1,07,089
Bahrein Islands	4,032	7,000	22,960	15,904	8,400	1,800	4,000	6,150	6,130	3,600
Ceylon	14	9,171	35	6,231
Cape of Good Hope	11,791	3,604	..
Kenya Colony	15,635	6,950	14,105	560	..	25,630	9,010	12,500	400	..
Western Australia	114,366	64,740
South Australia (including Northern Territory)	116,053	348,320	798,904	1,02,985	4,05,008	6,87,933
Victoria	170,701	326,095	455,068	740,104	..	2,01,720	4,20,254	3,97,141	7,16,350
New South Wales	3,537	..	75,908	2,650	..	62,488
Australian Commonwealth (Total)	170,701	445,632	803,988	1,729,397	..	2,91,720	6,26,839	8,93,019	16,11,611
Other British Possessions	1,284	89	34	1,947	..	530	10	20	501	..
TOTAL BRITISH EMPIRE	55,300	240,402	608,362	927,616	3,571,085	69,850	3,71,560	6,99,078	9,21,732	35,42,155
Turkey, Asiatic	—	—	—	—
Red Sea	13,216	..	—	—	—	8,800	..	—	—	—
Persian Gulf	27,700	560	—	—	—	18,120	120	—	—	—
Maskat Territory and Trucial Oman	99,934	83,513	49,616	31,892	25,424	30,400	24,070	10,642	10,447	7,167
Other Native States in Arabia	3,360	12,432	107,120	271,248	424,643	1,800	5,800	47,370	95,702	138,460
Persia	1,061,278	716,783	589,279	600,184	801,557	5,81,970	2,41,010	2,53,120	2,76,748	350,814
China (exclusive of Hongkong and Macao)	15,920	15,744
Portuguese East Africa	57,008	19,712	6,468	32,290	7,600	1,500
TOTAL FOREIGN COUNTRIES	1,262,496	838,005	752,483	912,324	1,267,549	6,79,380	2,78,600	3,12,632	3,22,597	5,12,655

* Free of duty.

† Included in Turkey, Asiatic prior to 1921-22.

ARTICLES, AND COUNTRIES OF CONSIGNMENT; ALSO SHARE OF EACH PROVINCE	QUANTITY					VALUE				
	1919-20	1920-21	1921-22	1922-23	1923-24	1919-20	1920-21	1921-22	1922-23	1923-24
Textiles—continued						R	R	R	R	R
Wool—continued										
<i>Raw (II. P)*—continued</i>	Lbs.	Lbs.	Lbs.	Lbs.	Lbs.					
Share of Bengal	50	100,210	442,148	196,547	1,764,976	100	1,31,090	5,23,239	5,27,299	17,50,119
“ Bombay	886,831	702,343	548,011	1,261,103	2,466,428	5,84,830	4,37,170	2,67,203	6,54,601	19,46,284
“ Sind	430,885	270,854	370,686	352,080	607,230	1,63,300	81,900	1,21,263	1,22,609	3,68,437
“ Madras	210	220	..
TOTAL	1,317,796	1,073,407	1,380,845	1,839,940	4,838,634	7,48,230	6,50,160	9,11,710	13,04,620	40,54,840
Furn and knitting wool (III. T)—	Lbs.	Lbs.	Lbs.	Lbs.	Lbs.					
United Kingdom	69,173	204,363	273,230	212,842	386,794	3,98,000	11,06,660	9,35,272	6,61,123	9,29,183
Mesopotamia†	—	—	1,933	..	365	—	—	3,805	..	910
Straits Settlements (including Labuan)	381	166	3,250	2,940
Other British Possessions	3	290	..	4	..	10	621	..	26
TOTAL BRITISH EMPIRE	69,554	204,532	275,503	212,842	387,163	4,01,250	11,09,610	9,39,698	6,61,123	9,30,119
Russia—										
Southern Russia	7,260	44,090	..
Poland (including Dantzic)	5,918	6,079	31,373	18,242
Denmark	6,545	38,865	..
Germany	57,957	123,976	275,438	265,192	..	6,74,480	8,62,703	16,30,769	12,67,598
Netherlands	3	1,201	5,880	5	4,068	12,460
Belgium	4,418	10,458	17,413	16,974	50,811	52,268
Luxemburg	1,636	9,045
France	5,800	7,304	8,920	5,511	..	52,770	45,383	43,945	12,828
Switzerland	25,235	..	121	102	..	3,66,110	..	683	832
Italy	8,600	2,995	..	57,580	15,802
Austria	1,500	6,422
Hungary
Czechoslovakia	1,100	1,500	6,949	9,706
Portuguese East Africa	480	4,312
Japan	24,756	23,816	936	1,93,240	2,12,620	10,299
Other Foreign Countries	31	4	7	63	..	260	27	69	371
TOTAL FOREIGN COUNTRIES	24,756	115,939	137,121	316,908	306,771	1,93,240	13,68,820	9,39,703	18,51,431	14,05,574
Share of Bengal	13,775	71,760	160,000	133,021	205,141	1,17,600	3,87,940	4,64,630	4,11,890	4,52,616
“ Bombay	29,183	86,867	88,421	96,352	195,967	2,08,340	3,13,340	4,88,050	5,06,865	6,61,556
“ Sind	32,484	94,131	110,071	237,416	218,268	2,03,620	8,48,680	6,30,162	13,10,903	8,97,806
“ Madras	2,849	33,331	14,317	18,927	22,895	7,730	1,28,510	53,388	73,743	88,067
“ Burma	11,019	34,982	39,815	44,094	51,663	57,200	2,9 060	2,53,191	3,09,153	2,33,648
TOTAL	94,310	320,471	412,624	529,810	693,934	5,94,490	24,73,430	18,79,401	25,13,554	23,35,693(b)
Manufactures—		Lbs.	Lbs.	Lbs.	Lbs.					
Blankets (III. T) (a)—										
United Kingdom	—	153,478	30,899	101,807	486,651	—	4,31,480	1,12,015	1,78,968	3,91,580
Ceylon	—	672	76	674	560	—	1,940	153	1,005	1,484
Straits Settlements (including Labuan)	—	216	86	1,282	972	—	720	144	1,218	1,748
Hongkong	—	4,046	3,337	7,354	4,984	—	10,580	9,744	24,639	17,852
Other British Possessions	—	1,838	166	212	1,136	—	1,280	845	618	801
TOTAL BRITISH EMPIRE	—	160,250	34,553	111,320	494,303	—	4,46,000	1,22,001	2,06,448	4,13,465
Sweden	—	67	264	10	..	—	200	2,650	10	..
Norway	—	1,100	—	2,060
Germany	—	1,200	4,105	6,500	38,575	—	3,030	3,986	21,042	53,198
Netherlands	—	26,634	—	47,750
France	—	20,874	22,210	1,061	45,483	—	59,160	36,206	3,806	35,666
Switzerland	—	821	..	—	1,270	..
Italy	—	14,680	30	25	8,250	—	22,050	540	81	13,670
Austria	5	..	1,200	40	..	2,502
Hungary

† Included in Turkey, Asiatic prior to 1921-22. * Free of duty.
 (a) Separately recorded from 1920-21.
 (b) Duty was collected on 225,35,454 in 1923-24.

No. 13—continued

ARTICLES, AND COUNTRIES OF CONSIGNMENT; ALSO SHARE OF EACH PROVINCE	QUANTITY					VALUE				
	1919-20	1920-21	1921-22	1922-23	1923-24	1919-20	1920-21	1921-22	1922-23	1923-24
Textiles—continued						R	R	R	R	R
Wool—continued										
Manufactures—continued										
Blankets (III. T) (a)—continued		Lbs.	Lbs.	Lbs.	Lbs.					
Japan	—	38,143	3	..	33	—	31,500	30	..	00
United States of America—										
Via Atlantic Coast	—	2,581	535	871	213	—	11,970	2,416	4,213	684
" Pacific "	—	215	60	..	8	—	830	630	..	15
Other Foreign Countries	—	456	340	1,728	1,861	—	1,000	592	944	2,181
TOTAL FOREIGN COUNTRIES	—	111,953	27,602	11,206	90,623	—	1,80,800	47,089	31,375	1,08,036
Share of Bengal	—	115,964	34,014	52,305	152,608	—	2,75,690	96,610	65,110	1,10,788
" Bombay	—	56,167	12,204	20,380	210,636	—	1,01,730	31,340	53,292	1,76,201
" Sind	—	20,262	4,922	11,290	170,567	—	61,650	7,021	19,373	1,01,550
" Madras	—	5,142	2,981	2,842	18,356	—	16,490	10,538	6,730	21,067
" Burma	—	74,668	8,064	35,218	32,759	—	1,71,190	24,481	91,818	81,901
TOTAL	—	272,203	62,155	122,535	584,926	—	6,20,800	1,60,990(b)	2,37,823	5,21,501(b)
Brands (III. T)—	Lbs.	Lbs.	Lbs.	Lbs.	Lbs.					
United Kingdom	10,863	9,110	9,615	3,744	8,024	27,010	54,640	57,997	10,197	37,324
Germany	388	1,302	2,520	2,048	6,243	10,547
Netherlands	352	259	1,440	642	1,286	3,872
Belgium	366	120	2,555	598
France	112	972	40	..	250	620	9,010	151	..	792
Italy	723	836	3,028	2,081
Austria	..	748	448	..	4,720	1,701
Hungary
Czechoslovakia	1,050	4,053
Other Foreign Countries	175	900
TOTAL FOREIGN COUNTRIES	112	1,720	955	2,650	6,604	620	13,780	3,741	14,011	23,644
Share of Bengal	10,262	3,657	3,188	1,256	4,831	24,070	24,030	18,273	6,620	19,721
" Bombay	..	1,638	595	1,655	1,015	..	8,260	1,706	7,745	2,100
" Sind	208	30	213	2,183	5,000	1,880	370	4,473	8,804	20,206
" Madras	505	3,291	462	366	1,123	1,680	24,390	4,662	2,555	6,358
" Burma	..	2,214	5,472	934	2,719	..	11,270	32,624	5,586	13,284
TOTAL	10,976	10,280	10,570	6,394	14,668	27,630	68,370	61,738	30,208	60,968
Carpets and rugs (III. T)—	Lbs.	Lbs.	Lbs.	Lbs.	Lbs.					
United Kingdom	211,579	298,239	117,406	138,395	201,491	5,27,680	13,26,700	5,52,513	4,28,182	6,20,875
Gibraltar	4	1,387	..	35	10	20	0,860	..	434	30
Aden and Dependencies	1,354	80	..	890	107	780	220	160	3,140	390
Mesopotamia*	—	—	41,250	25,936	9,457	—	—	1,23,987	72,852	32,396
Bahrain Islands	175	1,464	13	207	458	590	4,930	123	605	940
Ceylon	1,952	1,061	2,934	1,857	770	2,780	1,820	7,078	2,106	2,332
Straits Settlements (including Labuan)	680	939	944	1,655	4,705	1,990	2,040	1,568	2,307	17,040
Hongkong	15	61	41	125	371	20	150	188	793	1,724
Egypt†	89	589	1,150	26	—	360	3,630	6,812	60	—
Natal	24	..	30	201	535	90	..	30	580	1,645
Kenya Colony	..	100	28	390	162	..	500	200	1,535	587
New South Wales	15	213	..	50	4,242	..
Victoria	41	160
Australian Commonwealth (Total)	15	213	41	50	4,242	190
Other British Possessions	261	113	16	35	214	600	250	90	80	930
TOTAL BRITISH EMPIRE	216,177	304,013	163,811	169,965	218,321	5,34,910	13,50,160	6,92,740	5,17,041	6,84,928

* included in Turkey Asiatic prior to 1921-22.

† Separately recorded from April 1920-21.

(b) Duty was collected on Rs. 89,074 in 1921-22, and on Rs. 21,143 in 1923-24.

* shown as a foreign country from 1923-24.

ARTICLES AND COUNTRIES OF CONSIGNMENT; ALSO SHARE OF EACH PROVINCE	QUANTITY					VALUE				
	1919-20	1920-21	1921-22	1922-23	1923-24	1919-20	1920-21	1921-22	1922-23	1923-24
Textiles—continued						R	R	R	R	R
Wool—continued										
Manufactures—continued										
Carpets and rugs (III. T)—continued	Lbs.	Lbs.	Lbs.	Lbs.	Lbs.					
Germany	98	1,036	803	2,681	..	420	4,193	2,843	17,300
Norway	438	3,200
Netherlands	2,750	..	28	507	..	2,250	..	445	390	..
Belgium	6	9,889	108	1,146	737	20	66,820	2,223	7,303	1,386
France	44,745	11,231	2,464	8,212	2,525	59,210	53,090	25,385	51,703	6,283
Italy	13,985	17,115	148	12,012	106,135	12,200	23,090	4,690	27,003	1,91,371
Austria	1,060	..	89	424	..	2,250	..	150	1,379
Hungary
Czechoslovakia	1,046	14,86
Turkey, Asiatic
Red Sea	411	207	780	580
Persian Gulf	1,681	18,221	41,910	66,750
Maskat Territory and Trucial Oman	616	1,058	240	2,137	1,013	1,940	4,150	587	4,985	1,07
Other Native States in Arabia	13	87	352	122	..	40	385	1,010	41
Persia	221,242	114,298	120,736	103,214	41,292	8,60,740	4,00,520	4,30,763	3,02,211	1,12,29
China (exclusive of Hong-kong and Macao)	160	234	700	605	172	790	1,790	1,667	3,011	63
Japan	3,494	242	..	81	1,099	7,610	650	..	330	2,35
Egypt†	789	5,01
United States of America—										
Via Atlantic Coast	12,032	4,298	840	4,478	895	39,730	18,320	3,181	30,542	34,88
" Pacific "	253	000
Other Foreign Countries	75	300	902	353	430	200	900	2,440	638	62
TOTAL FOREIGN COUNTRIES	811,400	178,742	127,379	134,040	159,350	10,37,430	6,66,570	4,81,949	4,33,109	3,91,46
Share of Bengal	134,515	57,512	28,565	36,305	48,462	2,38,900	2,30,490	1,30,391	1,32,667	1,36,4
" Bombay	309,303	248,012	193,800	178,648	137,478	11,07,230	11,40,310	7,96,919	5,70,908	4,84,21
" Sind	29,974	53,933	43,434	25,551	29,069	1,01,260	2,24,600	1,50,161	81,401	92,01
" Madras	9,152	14,198	7,049	6,104	7,292	25,120	48,630	23,766	16,588	20,1
" Burma	44,633	109,095	18,192	57,406	155,379	99,810	3,62,700	73,455	1,48,536	3,43,51
TOTAL	527,577	482,755	291,100	304,014	377,071	15,72,340(a)	20,06,780(a)	11,74,688(a)	9,50,150(a)	10,76,394
Wooley (III. T)—	Lbs.	Lbs.	Lbs.	Lbs.	Lbs.					
United Kingdom	60,429	294,835	65,721	112,988	171,872	4,20,820	27,82,000	4,52,805	8,15,953	10,54,16
Straits Settlements (including Labuan)	300	190	80	218	2	820	1,620	270	1,782	5
Hongkong	172	304	112	835	1,243	51
Egypt†	2	100	10	1,000
Other British Possessions	8	7	..	109	5	10	70	..	706	6
TOTAL BRITISH EMPIRE	60,732	295,034	66,023	113,819	171,991	4,21,650	27,83,700	4,54,910	8,19,684	10,54,82
Germany	1,297	657	0,156	3,014	..	25,070	8,269	23,585	14,00
France	202	529	..	859	..	1,720	7,801	..	2,21
Switzerland	385	1,682	4,142	1,197	480	6,620	22,480	70,611	16,470	3,70
Italy	280	..	772	10	15	2,030	..	5,784	128	8
Japan	26,230	4,182	70	545	816	1,52,400	48,130	574	1,852	3,06
United States of America—										
Via Atlantic Coast	5,008	19,493	80	796	246	44,040	2,77,740	239	0,045	2,39
" Pacific "	17	3,101	..	3	..	60	46,030	..	17	..
Other Foreign Countries	3	8	1	16	..	30	112	3	7
TOTAL FOREIGN COUNTRIES	30,975	30,020	6,247	8,717	6,016	2,05,750	4,21,200	93,300	48,100	26,44
Share of Bengal	27,796	79,914	11,172	20,851	41,489	2,56,530	9,62,550	1,23,899	1,50,788	2,87,61
" Bombay	44,389	118,739	25,133	45,736	47,402	2,32,050	10,48,040	2,08,276	3,34,470	2,70,92
" Sind	4,291	54,202	3,945	10,899	124,353	28,830	3,63,150	25,533	68,469	1,52,45
" Madras	4,517	10,121	2,334	5,128	5,104	22,000	68,370	15,726	26,227	30,76
" Burma	10,711	62,058	19,686	33,722	59,389	87,910	7,69,790	1,69,816	2,87,870	3,39,52
TOTAL	91,707	325,054	62,270	122,336	178,037	6,27,400(b)	32,04,900	5,49,300(b)	8,67,784(b)	10,81,270

(a) Duty was collected on R15,43,310 in 1919-20, on R10,97,716 in 1920-21, on R11,86,149 in 1921-22, on R9,13,958 in 1922-23, and on R 10,57,717 in 1923-24.
 (b) Duty was collected on R6,27,400 in 1919-20, on R5,10,810 in 1921-22, on R8,60,504 in 1922-23, and on R 10,77,500 in 1923-24.
 † Shown as a Foreign country from 1923-24.

No. 13—continued

ARTICLES, AND COUNTRIES OF CONSIGNMENT; ALSO SHARE OF EACH PROVINCE	QUANTITY					VALUE				
	1919-20	1920-21	1921-22	1922-23	1923-24	1919-20	1920-21	1921-22	1922-23	1923-24
Textiles—continued										
Wool—continued										
Manufactures—continued										
Piece goods (III, T)—	Yards	Yards	Yards	Yards	Yards					
United Kingdom	8,073,008	9,543,308	1,463,280	1,781,183	3,948,482	1,10,03,190	4,11,87,980	62,57,421	67,16,005	1,08,56,206
Mesopotamia*	—	—	45	89	2,024	—	—	136	815	5,005
Ceylon	692	1,435	1,143	669	2,750	4,100	9,080	4,442	1,714	7,130
Straits Settlements (including Labuan)	627	105	438	811	16,157	1,780	210	1,247	1,814	23,841
Hongkong	14,605	932	424	567	423	1,01,060	4,260	726	955	693
Egypt†	457	3,927	6	—	..	5,290	20,894	8	—
Natal	30	132	61	..	358	80	1,280	356	..	1,180
Zanzibar and Pemba	1,131	41	3,080	170
Kenya Colony	327	196	810	1,117
Other British Possessions	128	10	77	14	165	420	40	387	47	585
TOTAL BRITISH EMPIRE	3,000,546	9,546,429	1,469,305	1,783,330	3,071,693	1,20,16,320	4,12,08,150	62,85,400	67,20,858	1,08,56,176
Denmark	11,943	25,480	..
Germany	37,779	176,463	362,660	827,678	..	1,35,770	5,50,105	8,33,603	20,16,319
Netherlands	30,038	130,594	20,484	39,770	100,458	1,11,360	9,37,450	1,30,340	1,71,124	4,46,654
Belgium	374	54,524	23,560	273,800	629,431	780	2,99,610	83,571	5,25,783	11,84,214
France	814	218,352	101,046	243,372	744,942	8,410	10,00,680	6,70,669	6,60,119	14,68,400
Switzerland	41,117	..	20,520	92,814	..	1,38,630	..	42,645	2,07,852
Italy	2,716	37,783	5,148	78,232	620,070	2,320	1,25,550	14,028	1,39,313	7,54,916
Austria	1,601	..	6,821	1,011	2,060	5,980	..	6,676	5,080	10,734
Hungary
Czechoslovakia	20,984	24,084	24,913	42,317
Turkey Asiatic
Persian Gulf	410	1,745	5,580	7,010
Persia	4,148	75	20	682	10	20,550	460	100	1,385	20
Japan	241,523	922,198	54,036	517,022	532,292	4,72,350	20,15,580	1,28,908	7,42,351	7,18,276
Egypt†	507	2,210
United States of America—										
 Via Atlantic Coast.	618	16,326	1,238	379	531	2,880	1,62,710	6,688	2,127	2,726
 " Pacific "	3,388	391	20,330	1,030
Other Foreign Countries	370	203	60	293	99	640	220	466	1,113	300
TOTAL FOREIGN COUNTRIES	285,905	1,461,082	482,826	1,560,634	3,581,002	6,51,170	40,09,650	16,06,500	31,74,095	68,85,118
Share of Bengal	514,593	1,866,871	358,835	512,923	1,25,961	15,77,240	68,73,710	12,23,892	15,17,803	26,81,323
 " Bombay	2,342,193	6,520,707	938,154	1,160,664	3,397,650	91,42,460	2,71,93,160	40,86,668	36,84,767	81,60,313
 " Sind	103,022	1,445,058	356,895	796,775	1,941,663	7,13,090	65,29,750	11,91,408	18,05,061	40,71,578
 " Madras	54,524	151,044	38,737	56,334	108,194	1,77,350	7,24,770	2,42,605	1,93,672	3,32,935
 " Burma	272,209	1,023,831	259,560	837,272	1,084,628	10,57,330	48,05,190	11,47,133	26,94,560	26,31,895
TOTAL	3,376,541	11,007,511	1,952,221	3,363,973	7,553,505	1,26,67,490(a)	4,61,17,800(a)	78,91,900(a)	98,95,853(a)	1,77,81,044(a)
Shawls (III, T)—	No.	No.	No.	No.	No.					
United Kingdom	833	11,622	2,686	12,784	4,032	3,660	76,190	22,388	70,941	2,21,728
Other British Possessions	6	37	21	20	101	50	240	165	210	520
TOTAL BRITISH EMPIRE	839	11,659	2,690	12,813	4,133	3,710	76,430	22,553	71,151	220,257
Germany	1,300	1,287	40,267	91,757	134,054	8,160	13,330	1,40,748	2,74,672	772,570
Netherlands	700	180	..	1	..	7,900	300	..	1	..
Belgium	5	406	3,230	50	3,171	25,115
France	311	198	3,100	2,393	1,890	23,351
Switzerland	864	4,756	7,713	2,722	15,797	38,815
Italy	13,631	1,586	..	1	12,005	77,710	8,940	..	300	46,904

(a) Duty was collected on Rs26,38,620 in 1919-20, on Rs4,60,52,390 in 1920-21, on Rs78,78,442 in 1921-22, on Rs98,59,772 in 1922-23, and on Rs1,77,49,377 in 1923-24.
* Included in Turkey, Asiatic prior to 1921-22.
† Shown as a Foreign country from 1923-24.

No. 13—continued

ARTICLES, AND COUNTRIES OF CONSIGNMENT; ALSO SHARE OF EACH PROVINCE	QUANTITY					VALUE								
	1919-20	1920-21	1921-22	1922-23	1923-24	1919-20	1920-21	1921-22	1922-23	1923-24				
Textiles—continued														
Wool—continued														
Manufactures—continued														
Shawls (III. T)—continued	No.	No.	No.	No.	No.									
Austria	} 2,120	1,102	{	410	} 10,940	11,000	{	4,913				
Hungary														
Czechoslovakia											650	1,370	0,597	12,237
Persia											128
Japan	104	336	360	1,810				
Other Foreign Countries	13	1	200	21				
TOTAL FOREIGN COUNTRIES	17,808	4,613	41,447	97,769	162,032	1,04,370	41,860	1,45,913	3,02,428	9,23,626				
Share of Bengal	14,661	11,603	4,768	14,589	81,801	85,560	76,020	49,812	1,18,348	5,14,155				
" <i>Bombay</i>	3,764	3,253	35,412	37,458	96,176	21,340	36,470	66,697	2,27,946	4,92,253				
" <i>Sind</i>	174	915	2,894	5,514	20,777	800	3,480	41,560	25,122	1,59,196				
" <i>Madras</i>	84	790	226	990	4,561	270	1,070	2,277	5,949	37,005				
" <i>Burma</i>	24	412	929	3,031	8,451	110	2,240	8,120	5,214	21,569				
TOTAL	18,707	16,272	44,137	110,582	211,765	1,08,080	1,18,280	1,68,466	3,82,679	11,64,183				
Other sorts (III. T)—	Lbs.	Lbs.	Lbs.	Lbs.	Lbs.									
United Kingdom	259,082	252,679	178,368	180,721	170,046	3,73,030	6,07,800	3,56,105	2,46,938	3,37,970				
Straits Settlements (including Labuan)	1,072	295	1	200	5	2,810	2,100	9	1,135	20				
Hongkong	1,775	624	..	80	..	4,950	1,160	..	441	..				
Other British Possessions	115	20	8	140	40	240	100	22	412	67				
TOTAL BRITISH EMPIRE	261,994	253,619	178,397	181,240	170,091	3,81,030	6,10,660	3,56,136	2,48,926	3,38,067				
Sweden	113	1,770				
Germany	0,873	8,930	7,794	11,029	..	43,570	23,820	17,246	42,01				
Belgium	672	12	..	61	..	4,330	50	..	23				
France	100	198	100	330	1,040	80				
Italy	1,787	467	7,678	8,260	2,374	8,02				
Java	232	1,500	..				
Japan	234	1,107	334	163	250	1,780	9,330	1,285	600	3,33				
United States of America—														
<i>Vid Atlantic Coast</i>	806	5,072	284	20,532	2,145	4,970	12,520	511	6,369	5,25				
<i>" Pacific "</i>	130	112	65	1,630	1,300	1,400	..				
Other Foreign Countries	56	153	5	150	..	210	660	30	94				
TOTAL FOREIGN COUNTRIES	1,000	14,028	11,712	29,456	21,503	6,750	78,400	36,216	30,559	60,61				
Share of Bengal	24,199	25,937	26,582	17,438	8,590	61,710	1,30,990	59,163	51,684	38,45				
" <i>Bombay</i>	176,763	82,917	44,158	77,303	112,305	2,45,680	2,00,880	1,34,469	1,34,733	2,21,65				
" <i>Sind</i>	5,137	28,927	3,772	4,452	8,768	23,460	1,23,700	17,066	13,456	19,35				
" <i>Madras</i>	1,399	4,743	6,233	7,863	10,929	4,410	34,320	37,778	22,297	43,67				
" <i>Burma</i>	55,691	125,117	109,364	103,090	51,002	52,520	1,94,170	1,43,396	57,315	75,46				
TOTAL	263,064	267,641	190,109	210,606	191,594	3,87,780(a)	6,84,060(a)	3,02,352	2,79,485	3,98,668				
Total value of Woollen Manufactures (including Yarn and knitting wool)—														
United Kingdom	—	—	—	—	—	1,36,63,240	4,75,73,010	87,46,516	91,43,307	1,44,03,0				
Gibraltar	—	—	—	—	—	20	9,860	..	434	..				
Mesopotamia*	—	—	—	—	—	—	—	1,28,113	73,537	38,4				
Aden and Dependencies	—	—	—	—	—	—	—	—	—	—				
Bahrain Islands	—	—	—	—	—	830	1,230	547	3,257	9				
Ceylon	—	—	—	—	—	930	4,930	153	665	9				
Straits Settlement (including Labuan)	—	—	—	—	—	7,130	12,920	11,681	5,755	11,2				
TOTAL						10,690	9,750	3,308	2,371	42,9				

(a) Duty was collected on Rs. 87,630 in 1919-20, on Rs. 83,280 in 1920-21, and on Rs. 97,846 in 1923-24.

No. 13—continued

ARTICLES, AND COUNTRIES OF CONSIGNMENT; ALSO SHARE OF EACH PROVINCE	QUANTITY					VALUE				
	1919-20	1920-21	1921-22	1922-23	1923-24	1919-20	1920-21	1921-22	1922-23	1923-24
						R	R	R	R	R
Textiles—continued										
Wool—concluded										
Manufactures—concluded										
<i>Total value of Woollen Manufactures (including Farn and knitting wool) —continued</i>										
Hongkong	—	—	—	—	—	1,06,930	16,160	11,638	28,076	20,821
Egypt†	—	—	—	—	—	360	8,940	28,096	68	—
Natal	—	—	—	—	—	170	1,330	416	580	2,830
Zanzibar and Pemba	—	—	—	—	—	4,180	370
Kenya Colony	—	—	—	—	—	810	500	200	1,535	1,794
Western Australia	—	—	—	—	—	230	..
Victoria	—	—	—	—	—	..	390	465	51	241
New South Wales	—	—	—	—	—	50	..	620	4,242	185
<i>Australian Commonwealth (Total)</i>	—	—	—	—	—	60	390	1,065	4,823	408
Other British Possessions	—	—	—	—	—	430	340	100	320	1,120
TOTAL BRITISH EMPIRE	—	—	—	—	—	1,37,85,880	4,76,39,360	89,82,358	92,70,428	1,45,84,946
Russia—										
Southern Russia	—	—	—	—	—	44,099	..
Poland (including Dantsig)	—	—	—	—	—	31,373	18,242
Sweden	—	—	—	—	—	..	1,070	2,650	19	..
Norway	—	—	—	—	—	..	6,160
Denmark	—	—	—	—	—	64,354	..
Germany	—	—	—	—	—	8,160	8,95,070	16,03,872	28,10,008	42,24,540
Netherlands	—	—	—	—	—	1,20,610	9,86,100	1,40,441	1,76,898	4,62,997
Belgium	—	—	—	—	—	810	3,70,860	1,08,572	6,89,588	12,64,072
Luxemburg	—	—	—	—	—	—	—	9,045
France	—	—	—	—	—	68,240	12,66,730	7,89,318	7,62,508	16,50,484
Switzerland	—	—	—	—	—	6,690	5,22,220	74,713	76,865	2,51,408
Italy	—	—	—	—	—	94,320	2,42,210	34,202	1,74,027	10,82,867
Austria	—	—	—	—	—	16,900	18,090	6,716	5,293	27,711
Hungary	—	—	—	—	—
Czechoslovakia	—	—	—	—	—	88,459	84,408
Turkey, Asiatic	—	—	—	—	—
Red Sea	—	—	—	—	—	780	580	—	—	—
Persian Gulf	—	—	—	—	—	47,690	74,280	—	—	—
Maskat Territory and Trucial Oman	—	—	—	—	—	1,940	4,160	587	5,681	2,214
Other Native States in Arabia	—	—	—	—	—	..	40	8:5	1,220	469
Persia	—	—	—	—	—	8,90,290	4,16,000	4,87,038	3,08,546	1,12,610
Java	—	—	—	—	—	980	1,025	325
China (exclusive of Hong- kong and Macao)	—	—	—	—	—	1,430	1,890	1,667	4,065	1,194
Japan	—	—	—	—	—	8,27,740	26,19,570	1,41,186	7,46,133	7,27,080
Egypt†	—	—	—	—	—	7,847
Portuguese East Africa	—	—	—	—	—	..	220	4,812	328	70
United States of America—										
<i>Via Atlantic Coast</i>	—	—	—	—	—	92,220	4,83,560	13,011	19,362	46,107
" Pacific "	—	—	—	—	—	21,380	49,570	1,930	1,417	15
" Other Foreign Countries	—	—	—	—	—	130	900	1,926	260	784
TOTAL FOREIGN COUNTRIES	—	—	—	—	—	2,99,330	76,61,020	33,54,501	68,86,008	98,24,815
Share of Bengal	—	—	—	—	—	23,61,660	39,61,470	21,61,666	24,54,810	42,71,256
" Bombay	—	—	—	—	—	1,09,57,150	3,05,41,180	58,14,316	66,20,676	1,04,01,544
" Sind	—	—	—	—	—	16,72,960	81,46,260	20,67,434	33,33,989	55,14,277
" Madras	—	—	—	—	—	2,35,560	10,46,560	3,90,720	3,67,761	5,79,025
" Burma	—	—	—	—	—	13,54,880	66,04,910	18,52,719	36,00,100	36,43,659
TOTAL	—	—	—	—	—	1,59,85,210	5,53,00,370	1,22,86,854	1,51,56,436	2,44,09,761
<i>Total value of Wool and Woolens</i>	—	—	—	—	—	1,67,33,440	5,59,70,580	1,31,99,564	1,64,61,065	2,81,64,601

† Shown as a Foreign country from 1923-24.

GENERAL IMPORTS

(518)

No. 13—continued

ARTICLES, AND COUNTRIES OF CONSIGNMENT; ALSO SHARE OF EACH PROVINCE	QUANTITY					VALUE				
	1919-20	1920-21	1921-22	1922-23	1923-24	1919-20	1920-21	1921-22	1922-23	1923-24
Textiles—continued						R	R	R	R	R
Artificial Silk—	Lbs.	Lbs.	Lbs.	Lbs.	Lbs.					
Artificial silk yarn (III. U)—										
United Kingdom	163,007	69,744	27,897	170,189	247,358	14,60,720	5,05,930	1,73,386	10,33,748	11,74,579
Hongk	20	100	..	120	473
TOTAL BRITISH EMPIRE	163,007	69,764	27,897	170,189	247,358	14,60,720	5,06,050	1,73,386	10,33,748	11,76,057
Denmark	225	1,057
Poland (including Dantzic)	—	—	..	1,200	..	—	—	..	6,522	..
Germany	3,132	5,395	9,540	20,895	31,312	46,811
Netherlands	5,720	11,495	19,480	38,610	65,486	1,07,058
Belgium	7,200	29,100	12,061	43,157	1,56,681	58,795
France	1,000	..	5,349	4,156	13,451	11,630	..	37,857	25,674	47,237
Switzerland	2,030	..	18,908	982	22,491	22,100	..	1,24,353	7,706	96,070
Italy	2,226	2,009	76,925	16,407	11,806	3,92,320
Japan	2,300	4,151	100	300	3,808	20,820	39,910	607	1,435	31,048
TOTAL FOREIGN COUNTRIES	5,380	4,151	42,725	54,727	158,581	54,550	39,910	2,80,386	3,06,570	7,80,396
Share of Bengal	546	5,197	236	1,125	7,085	3,170	43,040	2,732	10,135	30,495
“ Bombay	167,841	68,712	62,504	201,273	355,430	15,12,100	5,92,850	3,93,472	12,11,072	17,33,417
“ Sind	6,000	22,436	36,939	43,454	1,18,436	1,59,849
“ Madras	6	50	32	5,538	..	70	450	460	31,692
“ Burma	1,752	50	13,664	216	..
TOTAL	168,387	73,915	70,622	224,916	4,06,042	16,15,270	6,35,960	4,53,772	13,40,318	19,55,453
Piecegoods of cotton and artificial silk (III. U)—	Yards	Yards	Yards	Yards	Yards					
United Kingdom	5,785,800	7,000,387	450,226	1,028,528	4,546,538	58,81,650	97,09,540	6,00,283	12,76,040	57,74,234
Mesopotamia*	—	—	12,114	—	—	10,850
Straits Settlements (including Labuan)	95	160
Zanzibar and Pemba	18,706	11,680
Kenya Colony	2,397	1,250
Natal	3,530	10,460	..
TOTAL BRITISH EMPIRE	5,808,498	7,000,387	450,226	1,032,058	4,558,652	58,97,910	97,09,540	6,00,283	12,86,500	57,91,084
Germany	2,180	4,197	160,809	357,722	..	2,730	1,754	1,78,243	3,65,766
Netherlands	1,848	16,989	..	2,920	17,111
Belgium	13,953	8,211	6,759	329,731	..	34,560	7,300	5,497	4,15,276
France	1,060	709	..	15,532	..	8,710	2,233	..	24,725
Switzerland	40,849	..	7,633	773,424	..	80,180	..	12,210	11,61,753
Italy	310,934	463,814	94,083	337,002	2,440,993	3,82,080	7,97,550	1,41,070	4,87,062	25,63,634
Austria	15,888	17,773
Hungary
Czechoslovakia	25,421	30,364
China (exclusive of Hong-kong and Macao)	2,280	2,280	..
Japan	1,165	2,183
Egypt	405	784
Portuguese East Africa	4,778	2,760
Italian East Africa (Somali land and Eritrea)	1,668	1,610
United States of America— Fid Atlantic Coast	905	18,993	1,670	18,418
“ Pacific	2,115	2,396	2,040	2,396
TOTAL FOREIGN COUNTRIES	319,507	539,987	109,596	514,543	3,991,266	3,86,260	9,36,040	1,55,448	6,86,192	46,17,792
Share of Bengal	572,100	1,283,063	63,356	212,877	2,161,062	7,64,330	20,06,470	1,21,341	3,25,966	27,56,181
“ Bombay	4,084,342	3,916,558	370,719	1,140,697	5,445,550	41,16,920	53,03,800	5,20,883	14,33,089	66,57,337
“ Sind	1,349,133	1,768,377	46,157	69,232	482,923	12,70,550	25,45,100	47,853	1,00,265	5,79,349
“ Madras	95	453	241	..	915	160	1,250	650	..	1,856
“ Burma	114,335	571,023	79,349	123,645	474,468	1,32,210	5,88,560	64,999	1,13,372	4,20,121
TOTAL	8,120,905	7,530,474	650,822	1,546,991	8,551,918	62,84,200	1,06,45,580	7,55,726	19,72,602	1,04,01,876

* Included in Turkey, Asiatic prior to 1921-22.

† Shown as a Foreign country from 1923-24.

No. 13—continued

ARTICLES, AND COUNTRIES OF CONSIGNMENT; ALSO SHARE OF EACH PROVINCE	QUANTITY					VALUE				
	1919-20	1920-21	1921-22	1922-23	1923-24	1919-20	1920-21	1921-22	1922-23	1923-24
Textiles—concluded						R	R	R	R	R
<i>Other Textiles—</i>										
Raw (II. Q)—	Cwts.	Cwts.	Cwts.	Cwts.	Cwts.					
TOTAL BRITISH EMPIRE	4	5	158	125	..
Share of Bombay	6	125	..
“ Sind	4	158
TOTAL	4	5	158	125	..
Manufactured (III. U)—										
United Kingdom	—	—	—	—	—	1,330	2,180	8,097	27,753	93,019
Straits Settlements (including Labuan)	—	—	—	—	—	2,080	100	..	1,002	..
Hongkong	—	—	—	—	—	1,790	1,140	2,019	1,348	1,003
Kenya Colony	—	—	—	—	—	20
TOTAL BRITISH EMPIRE	—	—	—	—	—	5,200	3,420	5,116	30,158	94,702
Germany	—	—	—	—	—	14,138	53,901
Switzerland	—	—	—	—	—	9,501
Italy†	—	—	—	—	—	8,400
China (exclusive of Hongkong and Macao)	—	—	—	—	—	2,445	16	—
Japan	—	—	—	—	—	3,197	9,450
United States of America—Via Atlantic Coast	—	—	—	—	—	60	4,687	10,514
TOTAL FOREIGN COUNTRIES	—	—	—	—	—	2,505	22,038	91,926
Share of Bombay	—	—	—	—	—	3,032	2,255	1,925
“ Sind	—	—	—	—	—	..	2,190	..	1,937	27,691
“ Madras	—	—	—	—	—	83
“ Burma	—	—	—	—	—	5,200	1,230	4,689	48,004	1,50,929
TOTAL	—	—	—	—	—	5,200	3,420	7,021	52,196	1,86,028
Total value of Textile Raw Materials	—	—	—	—	—	2,57,96,030	3,51,75,090	4,37,38,931	3,52,50,377	4,21,15,746
Total value of Yarns and Textile fabrics	—	—	—	—	—	69,08,73,460	1,18,32,38,060	62,43,01,772	76,58,55,060	76,09,11,203
Tobacco—										
<i>Unmanufactured (I. J)—</i>	Lbs.	Lbs.	Lbs.	Lbs.	Lbs.					
United Kingdom	17,510	18,840	29,268	23,623	300,877	40,700	39,200	76,215	45,100	3,50,102
Aden and Dependencies	828	476	628	238	3,005	2,040	1,200	1,760	78	6,418
Mesopotamia*	—	—	18,043	8,231	53	—	—	3,254	7,911	50
Bahrain Islands	..	9,212	5	..	1,090	9
Ceylon	108	410	181	90	72	100	1,280	195	117	91
Straits Settlements (including Labuan)	31,481	5,427	1,568	897	5	44,000	4,570	176	363	9
Hongkong	7,613	*2	232,020	261,602	..	4,560	..	38,670	10,430	..
Egypt†	38,021	2,658	12,070	49,928	—	84,900	5,740	16,338	88,412	—
Canada—Via Atlantic Coast	3,190	11,270
Other British Possessions	164	360	1,473	70	90	158
TOTAL BRITISH EMPIRE	68,910	37,380	295,246	344,610	364,017	1,87,700	53,230	1,36,768	1,52,477	3,86,679

* Included in Turkey, Asiatic prior to 1921-22.
† Shown as a Foreign country from 1923-24.

ARTICLES, AND COUNTRIES OF CONSIGNMENT; ALSO SHARE OF EACH PROVINCE	QUANTITY					VALUE				
	1919-20	1920-21	1921-22	1922-23	1923-24	1919-20	1920-21	1921-22	1922-23	1923-24
						R	R	R	R	R
Tobacco—continued										
<i>Unmanufactured (I. J)—continued</i>	Lbs.	Lbs.	Lbs.	Lbs.	Lbs.					
Germany	451	4,554	225	7,697	..
Netherlands	628	39,274	87,020	44,406	70,357	1,000	59,450	1,50,661	78,632	97,885
Belgium	2,851	5,370
Greece	2,540	8,425	13,000	2,600
Smyrna	—	—	1,904	—	—	3,800
Persia	721,569	607,765	251,834	181,396	203,390	8,23,900	7,41,210	2,41,658	1,27,275	2,38,071
Sumatra	12,712	10,805	338	18,900	20,960	980
Java	8,843	1,752	10,000	1,360
Egypt†	—	—	—	—	23,820	—	—	—	—	1,03,662
United States of America—										
<i>Via Atlantic Coast</i>	37,462	9,623	398,946	703,379	3,881,408	73,400	16,090	11,36,382	13,22,102	40,22,409
" <i>Pacific</i> "	10,299	15,089
Other Foreign Countries	31	717	52	19	15	80	430	80	15	45
TOTAL FOREIGN COUNTRIES	781,245	674,827	755,168	883,754	4,192,900	9,27,410	8,60,890	15,51,470	15,35,721	44,62,072
<i>Share of Bengal</i>	186	369	21,335	14,469	1,202,981	60	110	36,626	25,444	10,36,714
" <i>Bombay</i>	763,932	620,172	287,567	207,245	249,395	8,97,640	7,69,260	2,92,406	2,44,188	3,54,660
" <i>Sind</i>	9,538	18,064	36	72	..	1,760	3,271	40	100
" <i>Madras</i>	115,576	77,507	489,693	742,412	3,105,459	2,16,800	1,45,700	13,17,036	14,07,436	34,67,277
" <i>Burma</i>	461	4,630	233,755	264,199	..	510	3,290	38,897	11,090	..
TOTAL	880,155	712,216	1,050,414	1,228,864	4,557,007	11,15,110	9,20,120(a)	16,88,236(a)	16,88,198(a)	48,48,751
Manufactured—										
<i>Cigars (I. J)—</i>	Lbs.	Lbs.	Lbs.	Lbs.	Lbs.					
United Kingdom	2,906	6,004	927	3,057	2,488	28,890	80,870	28,092	38,611	26,182
Straits Settlements (including Labuan)	2,907	702	1,639	694	175	7,610	2,220	3,763	769	846
Hongkong	524	906	904	764	2,831	1,270	6,450	6,067	3,723	15,245
Egypt†	687	88	660	30	—	1,300	450	1,144	409	—
Natal	100	1,190
Kenya Colony	886	3,620
Other British Possessions	128	89	89	317	71	320	350	487	904	176
TOTAL BRITISH EMPIRE	8,138	7,789	4,219	4,862	5,565	44,200	90,340	40,458	44,416	42,449
Germany	2	87	86	580	..	20	95	527	2,701
Netherlands	8,200	10,435	5,084	5,284	4,748	50,240	79,850	51,268	42,826	32,165
Belgium	121	1,367	791	472	2,818	670	5,920	8,861	4,261	12,467
Turkey, Asiatic	—	—	—	—
<i>Persian Gulf</i>	482	1	—	—	—	2,510	10	—	—	—
Java	176	595	846	5	5	2,030	2,130	4,836	21	32
Siam	1,900	1,000
Philippine Islands and Guam	59,409	31,980	10,120	12,754	12,807	2,23,300	1,79,540	72,786	86,091	80,463
China (exclusive of Hongkong and Macao)	184	252	16	72	115	1,250	440	276	508	135
Japan	57	113	110	100	1,520	328
United States of America—										
<i>Via Atlantic Coast</i>	1,520	16,479	441	688	340	17,330	86,630	11,875	9,432	5,060
" <i>Pacific</i> "	6	8	305	50	20	5,897
Cuba	1,005	..	115	455	103	16,390	..	6,665	6,495	953
Other Foreign Countries	15	3	..	110	8
TOTAL FOREIGN COUNTRIES	72,180	61,227	17,805	19,811	21,641	3,13,870	3,56,190	1,62,559	1,50,161	1,35,302

(a) Duty was collected on R9,15,780 in 1920-21, on R16,46,295 in 1921-22, and on R16,77,138 in 1922-23.
† Shown as a Foreign country from 1923-24.

No. 13—continued

PORTS, AND COUNTRIES OF ORIGIN; ALSO SHARE OF EACH PROVINCE	QUANTITY					VALUE				
	1919-20	1920-21	1921-22	1922-23	1923-24	1919-20	1920-21	1921-22	1922-23	1923-24
						R	R	R	R	R
TOBACCO—continued										
<i>Manufactured—continued</i>										
<i>Cigars (L. J.)—continued</i>	Lbs.	Lbs.	Lbs.	Lbs.	Lbs.					
Share of Bengal	46,093	37,213	11,060	11,648	16,937	1,98,590	2,49,710	1,12,724	67,376	1,09,111
" Bombay	28,490	16,182	7,177	8,870	9,810	1,41,220	1,32,980	75,064	83,275	64,437
" Sind	806	1,505	801	905	187	6,480	12,350	5,008	6,710	2,438
" Madras	1,220	12,815	701	81	91	2,700	43,430	2,922	238	156
" Burma	4,689	1,391	2,195	3,169	178	10,080	8,060	7,236	7,078	1,611
TOTAL	80,293	69,016	22,024	21,673	27,206	3,58,070(a)	4,43,530	2,03,012(a)	1,01,577(a)	1,77,751(a)
<i>Cigarettes (L. J.)—</i>	Lbs.	Lbs.	Lbs.	Lbs.	Lbs.					
United Kingdom	2,080,106	2,861,032	2,209,849	3,855,112	3,342,238	1,21,18,550	1,34,98,520	1,16,92,801	1,78,51,166	1,58,15,082
Gibraltar	191	16	1,384	129
Aden and Dependencies	28,193	34,683	8,407	13,020	13,288	1,14,650	1,54,090	35,970	61,900	85,715
Cyprus	83	223	831	2,126
Mesopotamia*	924	87	207	6,458	600	1,611
Deylon	269	140	323	508	316	1,040	810	1,082	1,053	1,156
Straits Settlements (including Labuan)	10,879	1,359	294	275	573	38,990	6,810	1,773	2,150	1,574
Hongkong	21,385	10,405	150	248	3	98,110	49,610	1,612	1,243	11
Egypt	23,178	10,089	17,054	18,724	..	1,61,590	1,73,570	1,47,214	1,67,487	..
Natal	3,672	711	..	6	64	13,350	3,470	..	60	250
Zanzibar and Pemba	2,602	3,250	2,645	4,340	9,580	6,293
Tanganyika Territory	1,231	..	2	3,171	..	9
Kenya Colony	4	17,130	113	323	903	20	72,170	524	338	4,157
Other British Possessions	84	378	9	228	54	520	420	92	1,661	331
TOTAL BRITISH EMPIRE	3,050,460	2,951,177	2,331,059	3,888,800	3,357,887	1,25,51,160	1,39,69,050	1,17,96,780	1,80,90,941	1,54,12,151
Sweden	..	13,750	66,550
Germany	..	150	24,822	572	4,428	..	660	79,659	1,445	5,683
Netherlands	..	26,576	5,041	4,370	226	..	1,11,590	16,931	20,310	682
Belgium	8	264,454	14,081	187	2	20	8,84,620	39,602	346	10
Italy	245	..	111	1,049	818	1,130	..	1,058	5,748	4,091
Greece	..	56	..	3	986	..	680	..	35	5,108
Turkey, Asiatic	1
Red Sea	..	7	20
Persian Gulf	4	2,810	10	1,540
Other Native States in Arabia	808	..	628	131	8	3,274
Perak	..	1,695	18	268	6,700	135	1,144	..
Siam	2	314	10	37	29	10	1,000	57	84	168
Philippine Islands and Guam	1,303	..	306	472	..	2,780	..	987	834	..
China (exclusive of Hongkong and Macao)	763	465	6	3,197	57	3,080	1,760	66	1,948	536
Japan	512	1,647	1,503	15	20	1,380	3,940	3,044	88	160
Egypt	10,906	91,256
German East Africa†	..	1,875	90	5,850
United States of America—										
Via Atlantic Coast	965,653	2,080,157	361,093	187,102	76,989	38,76,490	95,94,780	11,06,810	4,10,457	152,322
" Pacific "	140,142	251,288	25	4,24,390	9,80,980	101
Other Foreign Countries	452	141	10	1,255	74	1,000	380	98	343	469
TOTAL FOREIGN COUNTRIES	1,109,084	3,254,385	407,838	193,477	95,231	48,12,330	1,16,60,970	18,87,779	4,42,785	2,63,762
Share of Bengal	1,348,344	2,100,410	815,151	1,365,666	1,200,495	52,40,230	86,95,550	39,38,310	59,61,746	52,99,752
" Bombay	1,084,655	1,106,757	697,792	767,937	544,999	61,75,671	50,79,970	31,92,361	38,29,682	27,29,531
" Sind	753,823	1,265,919	519,564	865,449	716,615	23,36,540	53,02,970	21,03,549	38,54,608	31,60,144
" Madras	212,501	500,267	185,750	278,384	296,516	8,47,670	16,39,200	9,40,779	12,34,116	13,54,712
" Burma	760,221	1,232,169	525,630	809,650	695,693	27,44,500	47,12,310	28,89,650	38,53,674	31,31,774
TOTAL	4,159,544	6,205,562	2,788,897	4,087,286	3,453,118	1,68,63,490(b)	2,56,31,020	1,31,34,659(b)	1,85,33,726(b)	1,56,75,913

* Included in Turkey, Asiatic prior to 1921-22.

† Shown as "Tanganyika Territory" under the British Empire from 1921-22.

(a) Duty was collected on R3,56,770 in 1919-20, on R2,01,866 in 1921-22, on R1,92,127 in 1922-23, and on R1,77,747 in 1923-24.

(b) Duty was collected on R1,68,03,190 in 1919-20, on R1,31,30,321 in 1921-22, and on R1,85,33,593 in 1922-23.

: Inclusive of imports by postal packets referred to Collectors of Customs for assessment with effect from 1922.

§ Shown as a Foreign country from 1923-24.

ARTICLES, AND COUNTRIES OF CONSIGNMENT; ALSO SHARE OF EACH PROVINCE	QUANTITY					VALUE				
	1910-20	1920-21	1921-22	1922-23	1923-24	1910-20	1920-21	1921-22	1922-23	1923-24
Tobacco—continued										
Manufactured—continued										
Tobacco for pipes and cigarettes (I, J) (a)—		Lbs.	Lbs.	Lbs.	Lbs.					
United Kingdom	—	489,872	191,748	283,024	264,493	—	21,17,370	11,90,636	18,41,980	16,02,276
Aden and Dependencies	—	1,540	..	1,912	1,280	—	6,210	..	10,114	6,383
Mesopotamia*	—	—	817	..	2	—	—	1,552	..	5
Ceylon	—	6	370	112	3	—	10	1,302	403	37
Straits Settlements (including Labuan)	—	316	719	103	176	—	380	1,559	246	518
Other British Possessions	—	2,141	332	443	204	—	2,300	624	1,381	713
TOTAL BRITISH EMPIRE	—	503,984	193,081	286,494	266,158	—	21,26,270	11,95,673	18,54,124	16,98,932
Germany	—	1,080	1,452	58	..	—	3,130	3,210	116	..
Netherlands	—	7,524	1,720	4,995	..	—	12,200	4,401	12,385	..
Belgium	—	2,475	..	42	..	—	3,540	..	336	..
United States of America—										
Via Atlantic Coast	—	44,596	11,590	18,190	13,064	—	1,75,250	75,434	1,17,023	66,663
" Pacific "	—	47	—	80
Other Foreign Countries	—	355	231	12	22	—	640	421	24	80
TOTAL FOREIGN COUNTRIES	—	56,977	15,043	23,207	13,086	—	1,94,850	83,466	1,29,884	66,713
Share of Bengal	—	266,210	106,833	179,260	151,708	—	13,41,040	7,75,427	12,92,681	11,10,993
" Bombay	—	190,165	65,114	65,594	39,125	—	5,95,290	2,73,903	3,38,831	2,00,930
" Sind	—	82,820	20,269	34,594	31,372	—	2,99,530	1,09,660	1,90,824	1,66,297
" Madras	—	304	6,293	22,524	18,155	—	1,300	54,393	1,19,720	97,606
" Burma	—	21,462	11,515	7,819	38,834	—	80,980	65,857	42,052	1,84,849
TOTAL	—	560,961	209,024	309,791	279,244	—	23,21,120	12,79,139	19,84,008 (b)	17,65,675
Other sorts (I, J)—	Lbs.	Lbs.	Lbs.	Lbs.	Lbs.					
United Kingdom	411,591	50,822	37,712	25,952	27,280	13,86,190	2,37,480	1,88,951	1,44,699	1,22,288
Aden and Dependencies	6,598	600	250	..	2,116	4,440	300	748	..	11,309
Ceylon	2,807	34	100	46	4,905	3,860	90	97	359	4,396
Straits Settlements (including Labuan)	3,026	2,541	1,177	260	121	3,800	2,990	1,838	225	237
Natal	1,652	28	131	2,200	67	147
Kenya Colony	6,523	11	12,940	36
Other British Possessions	694	4	931	1,804	180	1,300	20	1,316	1,178	335
TOTAL BRITISH EMPIRE	432,890	53,901	40,176	28,090	34,724	14,14,820	2,40,880	1,92,950	1,46,528	1,38,748
Germany	425	5	1,013	9
Netherlands	22,549	..	713	117	306	25,780	..	2,225	647	910
United States of America—										
Via Atlantic Coast	163,887	7,737	1,600	3,500	2,866	3,09,650	31,770	4,982	17,076	10,372
" Pacific "	48,625	153	1	98,470	640	3
Other Foreign Countries	774	137	547	95	154	1,170	150	660	334	363
TOTAL FOREIGN COUNTRIES	235,735	8,027	2,860	4,137	3,332	4,35,070	32,560	7,867	19,070	11,657
Share of Bengal	231,910	2,312	5,905	1,902	1,705	3,40,610	12,260	37,693	2,937	9,072
" Bombay	269,234	4,299	19,782	7,698	19,453	6,91,990	13,650	86,742	41,002	77,263
" Sind	120,030	2,84,130
" Madras	27,196	28,053	9,690	852	12,402	69,930	1,46,370	39,508	3,691	40,892
" Burma	18,253	27,213	7,759	21,865	4,496	64,130	1,01,230	36,374	1,18,668	23,278
TOTAL	6,68,625	61,928	43,036	32,227	38,056	18,49,890(c)	2,73,440(c)	2,00,817(c)	1,66,408(c)	1,50,405(c)

* Included in Turkey, Asiatic prior to 1921-22.
(a) Separately recorded from 1920-21.
(b) Duty was collected on R19,82,758 in 1922-23.
(c) Duty was collected on R18,48,520 in 1919-20, on R2,70,090 in 1921-22, on R2,00,800 in 1921-22, on R1,68,428 in 1922-23 and on R1,48,019 in 1923-24.

No. 13—continued

ARTICLES, AND COUNTRIES OF CONSIGNMENT; ALSO SHARE OF EACH PROVINCE	QUANTITY					VALUE				
	1919-20	1920-21	1921-22	1922-23	1923-24	1919-20	1920-21	1921-22	1922-23	1923-24
						R	R	R	R	R
Tobacco—concluded										
<i>Manufactured—concluded</i>										
Total Tobacco—	Lbs.	Lbs.	Lbs.	Lbs.	Lbs.					
United Kingdom	3,392,203	3,439,679	2,559,494	4,191,068	3,997,376	1,35,74,390	1,59,73,500	1,30,76,695	1,99,21,012	1,75,35,970
Gibraltar	191	10	1,334	129
Aden and Dependencies	85,619	87,235	9,345	15,170	19,692	1,21,130	1,61,970	38,378	72,182	1,08,870
Cyprus	83	223	834	2,126
Mesopotamia *	—	—	20,006	8,341	268	—	—	11,532	8,661	1,082
Bahrain Islands	2	9,548	..	56	19	10	1,190	..	5	57
Ceylon	3,200	652	1,057	1,070	5,364	5,260	2,370	3,055	3,725	5,811
Straits Settlements (Includ- ing Labuan)	48,292	10,345	5,307	2,220	1,050	94,490	16,970	9,109	3,753	3,184
Hongkong	29,869	11,616	233,210	263,262	3,001	1,04,490	56,350	47,436	17,093	15,526
Egypt†	61,950	21,667	29,845	68,778	—	2,48,100	1,79,910	1,64,898	2,56,612	—
Natal	5,588	1,051	250	85	399	16,750	3,970	500	387	1,110
Zanzibar and Pemba	2,602	4,109	2,645	..	3	4,310	10,480	6,233	..	12
Kenya Colony	7,413	17,130	113	328	914	16,580	72,170	524	333	4,193
Tanganyika Territory	—	—	1,231	..	2	—	—	3,171	..	0
Canada—										
<i>Via Atlantic Coast</i>	3,199	..	132	11,270	..	741
Other British Possessions	380	1,008	1,956	1,604	44	1,070	990	350	1,905	320
TOTAL BRITISH EMPIRE	3,590,398	3,554,240	2,864,631	4,552,865	4,028,351	1,41,97,880	1,04,70,770	1,33,62,622	2,02,88,486	1,76,78,950
								*		
Sweden	13,750	66,550
Germany	2,182	26,812	5,695	5,013	..	3,800	83,189	10,798	8,483
Netherlands	31,377	83,809	100,478	59,172	75,637	77,110	2,63,090	2,24,486	1,54,800	131,642
Belgium	129	270,647	14,875	637	2,820	600	2,99,450	48,466	5,000	12,477
Italy	255	60	112	1,049	868	1,160	210	1,661	5,748	4,242
Greece	2,596	3,425	3	966	..	13,680	2,000	35	5,168
Turkey, Asiatic	—	—	—	—	1
<i>Red Sea</i>	10	12	—	—	—	10	30	—	—	—
<i>Persian Gulf</i>	493	2,962	—	—	—	2,540	1,720	—	—	—
<i>Smyrna</i> †	—	—	1,904	—	—	3,800
<i>Persia</i>	721,569	609,544	251,905	131,064	209,393	8,23,920	7,48,000	2,41,946	1,28,419	238,083
<i>Native States in Arabia other than Maskat Territory and Trucial Oman.</i>	808	4	641	181	12	3,319
<i>Sumatra</i>	12,712	10,805	338	18,900	29,980	980
<i>Java</i>	9,215	2,372	666	1,229	54	11,340	3,630	4,891	231	210
<i>Siam</i>	1,012	325	211	38	32	1,020	1,040	68	85	174
<i>Philippine Islands and Guam</i>	69,712	31,960	10,692	13,246	12,807	2,26,030	1,79,540	74,107	86,925	80,463
<i>China (exclusive of Hong- kong and Macao)</i>	947	1,443	337	3,269	174	4,330	2,690	942	2,456	678
<i>Japan</i>	1,097	1,760	1,526	10	136	2,090	5,460	3,009	96	541
<i>Egypt</i>	—	—	34,905	—	—	195,051
<i>German East Africa</i> ‡	1	1,875	—	—	—	10	5,850	—	—	—
<i>United States of America—</i>										
<i>Via Atlantic Coast</i>	1,166,522	2,768,592	773,669	912,854	3,082,676	42,78,870	99,04,520	24,24,983	18,70,090	42,57,726
<i> Pacific</i>	188,673	250,490	10,623	..	1	5,22,910	9,81,680	21,087	..	3
<i>Cuba</i>	1,025	..	115	455	106	16,530	..	6,605	6,495	953
<i>Other Foreign Countries</i>	475	312	12	93	61	1,159	550	70	431	382
TOTAL FOREIGN COUNTRIES	2,193,224	4,055,443	1,199,714	1,129,476	4,326,280	59,88,680	1,31,11,400	31,43,141	22,78,521	49,39,596
<i>Share of Bengal</i>	1,627,533	2,406,544	990,294	1,573,145	2,572,726	62,79,490	1,05,01,690	49,00,760	73,79,984	75,65,602
<i>Bombay</i>	2,147,311	1,937,566	1,071,432	1,067,267	862,782	68,25,550	65,91,110	42,20,475	45,26,378	34,26,761
<i>Sind</i>	874,659	1,359,822	558,788	900,984	747,246	31,26,150	56,16,610	25,21,440	40,52,062	33,28,977
<i>Madras</i>	356,491	618,551	692,027	1,644,253	3,132,626	11,37,750	19,75,940	23,54,638	27,65,491	49,59,643
<i>Burma</i>	783,626	1,288,800	780,864	1,106,702	739,271	28,19,220	49,05,860	25,06,424	35,32,562	33,46,612
TOTAL	5,783,622	7,609,683	4,063,395	5,682,341	8,354,631	2,01,86,560	2,95,81,270	1,65,05,763	2,25,67,007	2,26,19,495

* Included in Turkey, Asiatic prior to 1921-22.

† Shown as a Foreign country from 1923-24.

‡ Shown as "Tanganyika Territory" under the British Empire from 1921-22.

ARTICLES, AND COUNTRIES OF CONSIGNMENT; ALSO SHARE OF EACH PROVINCE	QUANTITY					VALUE				
	1919-20	1920-21	1921-22	1922-23	1923-24	1919-20	1920-21	1921-22	1922-23	1923-24
						R	R	R	R	R
Tollet requisites (not specified elsewhere) (III. V) —										
United Kingdom	—	—	—	—	—	16,28,410	30,51,310	10,13,636	17,38,488	19,37,613
Aden and Dependencies	—	—	—	—	—	480	2,890	7	7	605
Mesopotamia*	—	—	—	—	—	—	—	25	1,177	618
Ceylon	—	—	—	—	—	6,220	10,060	10,598	5,889	4,118
Straits Settlements (including Labuan)	—	—	—	—	—	17,000	17,080	10,148	22,002	31,074
Federated Malay States	—	—	—	—	—	10	10	50	..	3,104
Hongkong	—	—	—	—	—	45,350	68,780	39,618	63,827	54,460
Egypt†	—	—	—	—	—	..	30	4,277	400	—
Zanzibar and Pemba	—	—	—	—	—	890	—	600	775	8,000
Kenya Colony	—	—	—	—	—	80	..	411	..	1,566
Canada—										
Vid Atlantic Coast	—	—	—	—	—	..	1,440	290
" Pacific "	—	—	—	—	—	100
South Australia (including Northern Territory)	—	—	—	—	—	..	30	145	..	5
Victoria	—	—	—	—	—	..	3,140	408	82	65
New South Wales	—	—	—	—	—	60	1,210	1,974	152	79
Queensland	6
Australian Commonwealth (Total)	—	—	—	—	—	60	4,380	2,527	235	155
Other British Possessions	—	—	—	—	—	80	740	50	11	214
TOTAL BRITISH EMPIRE	—	—	—	—	—	16,98,770	31,51,720	10,82,257	18,32,811	20,42,127
Sweden	—	—	—	—	—	..	570	..	397	1,595
Norway	—	—	—	—	—	..	410	..	2,958	3,515
Germany	—	—	—	—	—	..	35,990	79,362	3,16,837	3,43,633
Netherlands	—	—	—	—	—	10	3,850	3,121	8,293	2,861
Belgium	—	—	—	—	—	730	4,540	1,708	2,881	4,045
France	—	—	—	—	—	44,260	1,15,980	70,787	74,646	1,00,517
Switzerland	—	—	—	—	—	..	50	..	2,771	960
Italy	—	—	—	—	—	9,010	27,490	41,873	2,60,483	1,02,000
Austria	—	—	—	—	—	..	1,730	1,838	10,354	14,196
Hungary	—	—	—	—	—
Czechoslovakia	—	—	—	—	—	—	—	31	1,483	12,219
China (exclusive of Hongkong and Macao)	—	—	—	—	—	18,950	9,540	7,610	16,097	9,090
Japan	—	—	—	—	—	9,04,500	7,55,090	3,22,409	5,67,141	3,28,361
German East Africa †	—	—	—	—	—	1,280	580	—	—	—
Portuguese East Africa	—	—	—	—	—	36,190	..
United States of America—										
Vid Atlantic Coast	—	—	—	—	—	12,47,490	13,39,110	8,19,651	10,47,201	19,24,490
" Pacific "	—	—	—	—	—	10,550	3,040	6,503	507	1,089
Dutch West Indies	—	—	—	—	—	3,324
Other Foreign Countries	—	—	—	—	—	400	761	1,621	152	351
TOTAL FOREIGN COUNTRIES	—	—	—	—	—	23,22,160	22,98,130	13,56,514	23,37,391	28,52,162
Share of Bengal	—	—	—	—	—	13,25,470	17,52,080	6,30,907	11,12,990	14,32,953
" Bombay	—	—	—	—	—	15,71,660	15,92,390	12,11,243	18,86,957	22,18,159
" Sind	—	—	—	—	—	3,32,430	9,62,760	2,11,372	2,62,028	3,90,186
" Madras	—	—	—	—	—	1,19,530	3,19,090	1,19,066	2,92,100	3,14,914
" Burma	—	—	—	—	—	6,21,310	8,17,630	2,16,163	6,16,127	5,38,057
TOTAL	—	—	—	—	—	40,20,950(a)	54,49,850	24,38,751(a)	41,70,202	48,94,289(a)

(a) Duty was collected on R40,20,850 in 1919-20 on R24,38,223 in 1921-22, and on R48,94,189 in 1923-24.
 * Included in Turkey, Asiatic prior to 1921-22.
 † Shown as "Tanganyika Territory" under the British Empire from 1921-22.
 ‡ Shown as a Foreign country from 1923-24

No. 13—continued

ARTICLES, AND COUNTRIES OF CONSIGNMENT; ALSO SHARE OF EACH PROVINCE	QUANTITY					VALUE				
	1919-20	1920-21	1921-22	1922-23	1923-24	1919-20	1920-21	1921-22	1922-23	1923-24
						R	R	R	R	R
Toys and requisites for games and sports (in- cluding fishing tackle)—										
<i>Toys (III. V) —</i>										
United Kingdom	—	—	—	—	—	2,94,800	8,49,180	3,91,029	4,98,251	4,94,439
Ceylon	—	—	—	—	—	20,650	13,820	17,524	6,880	6,202
Straits Settlements (including Labuan)	—	—	—	—	—	21,600	12,340	4,073	6,079	4,506
British Borneo	—	—	—	—	—	21,208	..
Hongkong	—	—	—	—	—	12,420	21,320	88,935	290	13,801
Egypt†	—	—	—	—	—	..	100	1,188	45	—
Victoria	—	—	—	—	—	820	480	790	697	308
New South Wales	—	—	—	—	—	40	320	441	1,206	366
Queensland	—	—	—	—	—	50	5
South Australia (including Northern Territory)	—	—	—	—	—	12	..	309
Western Australia	—	—	—	—	—	45	35	11
<i>Australian Commonwealth (Total)</i>	—	—	—	—	—	360	800	1,288	1,888	1,019
Other British Possessions	—	—	—	—	—	160	480	433	245	246
TOTAL BRITISH EMPIRE	—	—	—	—	—	8,50,080	8,98,040	4,54,470	5,34,880	5,20,302
Sweden	—	—	—	—	—	650	1,740	543	28	580
Norway	—	—	—	—	—	20	3,600	5,466	8,379	9,347
Germany	—	—	—	—	—	1,100	4,21,910	9,14,947	18,54,747	23,43,189
Netherlands	—	—	—	—	—	2,070	15,980	942	43,781	10,602
Belgium	—	—	—	—	—	770	16,680	80	10,239	28,265
France	—	—	—	—	—	5,140	17,440	1,188	15,004	28,514
Switzerland	—	—	—	—	—	890	8,570	1,040	..	371
Italy	—	—	—	—	—	2,330	8,600	1,393	679	1,107
Austria	—	—	—	—	—	5,137	4,137	4,338
Hungary	—	—	—	—	—	1,394	..	5
Czechoslovakia	—	—	—	—	—	—	—	80	2,186	2,805
Persia	—	—	—	—	—	4,530
China (exclusive of Hongkong and Macão)	—	—	—	—	—	3,140	4,060	4,194	7,363	3,116
Japan	—	—	—	—	—	24,00,550	16,68,790	8,24,555	9,43,859	8,87,503
United States of America — Via Atlantic Coast	—	—	—	—	—	1,02,740	1,57,270	63,715	87,744	1,38,046
„ Pacific „	—	—	—	—	—	370	80	2,865	156	545
Other Foreign Countries	—	—	—	—	—	110	620	296	398	601
TOTAL FOREIGN COUNTRIES	—	—	—	—	—	25,20,490	23,25,340	18,27,805	29,84,698	34,61,583
<i>Share of Bengal</i>	—	—	—	—	—	4,50,470	7,50,030	6,12,086	9,96,477	13,93,266
„ Bombay	—	—	—	—	—	20,42,030	18,44,920	13,17,019	19,55,575	19,78,089
„ Sind	—	—	—	—	—	85,030	2,56,520	1,07,616	1,90,632	2,51,849
„ Madras	—	—	—	—	—	74,670	1,12,960	86,155	1,13,523	1,23,403
„ Burma	—	—	—	—	—	2,13,360	2,48,950	1,59,399	2,53,377	2,30,678
TOTAL	—	—	—	—	—	28,70,569(a)	32,23,880(a)	22,82,275(a)	35,10,584(a)	39,81,885
Requisites for games and sports (excluding firearms etc.)—										
<i>Playing cards (III. V) —</i>										
United Kingdom	—	—	—	—	—	1,01,040	82,270	49,536	95,232	79,374
Ceylon	—	—	—	—	—	2,070	180	1,285	9,990	3,644
Straits Settlements (including Labuan)	—	—	—	—	—	23,300	2,890	10,730	54,752	15,182
Hongkong	—	—	—	—	—	2,330	910	667	984	983
Kenya Colony	—	—	—	—	—	..	3,200
Other British Possessions	—	—	—	—	—	880	773	30
TOTAL BRITISH EMPIRE	—	—	—	—	—	1,20,620	89,450	71,218	1,61,661	99,218

(a) Duty was collected on B23,70,520 in 1919-20, on B2,23,280 in 1920-21, on B22,82,360 in 1921-22, and on B35,10,439 in 1922-23.

† Shown as a Foreign country from 1923-24.

ARTICLES, AND COUNTRIES OF CONSIGNMENT; ALSO SHARE OF EACH PROVINCE	QUANTITY					VALUE				
	1919-20	1920-21	1921-22	1922-23	1923-24	1919-20	1920-21	1921-22	1922-23	1923-24
Toys and requisites for games and sports (including fishing tackle)—continued						R	R	R	R	R
Requisites for games and sports (excluding firearms, etc.)—continued										
Playing cards (III. V)—contd.										
Germany	—	—	—	—	—	..	15,510	15,470	1,21,450	1,30,937
Netherlands	—	—	—	—	—	..	5,820	2,588	2,530	8,264
Belgium	—	—	—	—	—	58,520	1,17,900	56,020	2,17,904	3,46,007
Luxemburg	—	—	—	—	—	—	—	41,114
Italy	—	—	—	—	—	800	29,780	..	3,050	..
Austria	—	—	—	—	—	..	0,680	21,815	1,992	2,095
Hungary	—	—	—	—	—
Czechoslovakia	—	—	—	—	—	—	—	4,268	22,510	8,244
China (exclusive of Hongkong and Macao)	—	—	—	—	—	..	41,820	..	42,528	830
Japan	—	—	—	—	—	16,910	69,170	89,872	22,470	558
Portuguese East Africa	—	—	—	—	—	1,010	1,023	..
United States of America—Via Atlantic Coast	—	—	—	—	—	18,22,340	8,37,870	23,651	3,28,766	6,21,800
" Pacific "	—	—	—	—	—	1,48,190	10,970
Other Foreign Countries	—	—	—	—	—	..7	1,090	952	..	420
TOTAL FOREIGN COUNTRIES	—	—	—	—	—	15,41,660	11,39,550	1,57,100	7,04,238	11,06,454
Share of Bengal	—	—	—	—	—	4,01,770	4,04,120	81,049	2,90,319	4,02,237
" Bombay	—	—	—	—	—	7,46,110	3,18,600	76,892	2,64,955	3,79,235
" Sind	—	—	—	—	—	3,27,410	1,89,190	4,925	73,599	1,50,807
" Madras	—	—	—	—	—	1,09,180	1,31,380	14,325	1,23,706	1,81,123
" Burma	—	—	—	—	—	86,810	1,85,710	61,127	1,73,340	1,62,205
TOTAL	—	—	—	—	—	10,71,280(a)	12,29,000(a)	2,28,318	9,25,919	12,65,667
Other sorts (III. V)—										
United Kingdom	—	—	—	—	—	5,17,080	11,07,920	7,08,764	0,61,224	7,05,812
Ceylon	—	—	—	—	—	1,120	2,790	3,208	1,820	2,109
Straits Settlement (including Labuan)	—	—	—	—	—	270	850	10,704	887	506
Hongkong	—	—	—	—	—	600	0,900	3,809	6,808	12,720
South Australia (including Northern Territory)	—	—	—	—	—	6,238	..	5
Victoria	—	—	—	—	—	..	40	702	2	..
New South Wales	—	—	—	—	—	..	5,170	1,189	13,198	100
Australian Commonwealth (Total)	—	—	—	—	—	..	6,210	8,079	13,200	105
Other British Possessions	—	—	—	—	—	130	1,240	1,218	1,884	1,056
TOTAL BRITISH EMPIRE	—	—	—	—	—	5,19,150	11,24,910	7,35,782	6,85,773	7,21,808
Sweden	—	—	—	—	—	2,150	2,020	17,905	2,402	..
Norway	—	—	—	—	—	33,870	1,19,950	96,324	1,15,191	98,269
Germany	—	—	—	—	—	..	31,670	15,918	27,487	70,995
Netherlands	—	—	—	—	—	7,782	81	4,768
Belgium	—	—	—	—	—	4,040	19,200	325	10,457	19,417
Luxemburg	—	—	—	—	—	—	—	2,083
France	—	—	—	—	—	1,270	2,820	3,018	2,261	3,387
Switzerland	—	—	—	—	—	..	1,910	..	12	10
Italy	—	—	—	—	—	70	442	2,525
Austria	—	—	—	—	—	30	189	1,067
Hungary	—	—	—	—	—	..	150	500
China (exclusive of Hongkong and Macao)	—	—	—	—	—	60	5,300	160	152	7,752
Japan	—	—	—	—	—	52,730	69,670	27,272	20,012	5,848
United States of America—Via Atlantic Coast	—	—	—	—	—	84,720	87,970	8,800	28,039	88,993
" Pacific "	—	—	—	—	—	4,120	20	2,942
Other Foreign Countries	—	—	—	—	—	300	780	1,855	42	728
TOTAL FOREIGN COUNTRIES	—	—	—	—	—	1,83,260	2,32,460	1,79,260	2,01,907	3,18,284

(a) Duty was collected on R16,71,080 in 1919-20, and on R1,26,580 in 1920-21.

No. 13—continued

ARTICLES, AND COUNTRIES OF CONSIGNMENT; ALSO SHARE OF EACH PROVINCE	QUANTITY					VALUE				
	1919-20	1920-21	1921-22	1922-23	1923-24	1919-20	1920-21	1921-22	1922-23	1923-24
						R	R	R	R	R
Toys and requisites for games and sports (including fishing tackle)—concluded										
Requisites for games and sports (excluding firearms, etc.)—concluded										
Other sorts (III. V)—continued										
Share of Bengal	—	—	—	—	—	2,45,500	5,24,630	3,79,976	3,73,203	4,40,091
„ Bombay	—	—	—	—	—	2,55,140	4,30,720	2,82,267	2,31,656	3,39,673
„ Sind	—	—	—	—	—	68,840	2,09,830	84,899	1,00,923	1,13,246
„ Madras	—	—	—	—	—	34,530	71,050	56,879	47,953	38,976
„ Burma	—	—	—	—	—	98,400	2,21,240	1,11,021	1,34,945	1,07,906
TOTAL	—	—	—	—	—	7,02,410(a)	14,57,370	0,15,042 (a)	8,90,680(n)	10,40,092(a)
Total value of toys and requisites for games and sports (including fishing tackle)—										
United Kingdom	—	—	—	—	—	0,12,980	20,39,370	11,40,320	12,54,707	12,79,126
Ceylon	—	—	—	—	—	23,840	16,790	22,017	18,690	12,046
Straits Settlements (including Labuan)	—	—	—	—	—	45,170	16,080	35,107	61,668	20,194
British Borneo	—	—	—	—	—	21,208	..
Hongkong	—	—	—	—	—	16,350	29,180	42,811	8,032	27,504
Egypt†	—	—	—	—	—	..	230	1,358	575	..
Kenya Colony	—	—	—	—	—	150	4,300	310	..	30
Western Australia	—	—	—	—	—	45	35	11
South Australia (including Northern Territory)	—	—	—	—	—	..	50	6,250	..	344
Victoria	—	—	—	—	—	320	520	1,492	599	208
New South Wales	—	—	—	—	—	40	5,400	1,580	14,404	455
Queensland	—	—	—	—	—	50	5
Australian Commonwealth (Total)	—	—	—	—	—	370	6,060	2,367	15,088	1,124
Other British Possessions	—	—	—	—	—	1,010	440	1,171	2,372	1,301
TOTAL BRITISH EMPIRE	—	—	—	—	—	9,68,850	21,12,400	12,61,470	13,82,340	13,41,823
Sweden	—	—	—	—	—	2,800	3,510	16,448	2,490	585
Norway	—	—	—	—	—	33,390	1,23,550	1,01,790	1,21,570	1,07,616
Germany	—	—	—	—	—	1,100	4,69,090	9,46,335	20,03,690	25,60,121
Netherlands	—	—	—	—	—	2,070	21,810	11,280	46,401	23,604
Belgium	—	—	—	—	—	63,330	1,53,780	57,025	2,44,600	3,94,289
Luxemburg	—	—	—	—	—	42,197
France	—	—	—	—	—	6,410	20,840	5,158	17,255	20,321
Switzerland	—	—	—	—	—	890	10,480	1,040	12	381
Italy	—	—	—	—	—	3,130	88,380	1,463	4,171	3,632
Austria	—	—	—	—	—	..	10,330	26,982	6,318	7,500
Hungary	—	—	—	—	—	1,364	..	505
Czechoslovakia	—	—	—	—	—	5,059	24,696	11,109
Turkey, Asiatic	—	—	—	—	—	50
Red Sea	—	—	—	—	—	..	20
Persian Gulf	—	—	—	—	—	90	1,080
Persia	—	—	—	—	—	110	..	320	20	4,641
China (exclusive of Hong- kong and Macão)	—	—	—	—	—	3,200	51,180	4,354	50,041	11,198
Japan	—	—	—	—	—	24,70,090	17,08,630	8,82,699	9,86,341	8,93,890
Portuguese East Africa	—	—	—	—	—	50	..	1,021	1,023	172
United States of America— Vid Atlantic Coast	—	—	—	—	—	15,09,800	10,83,110	95,866	4,44,609	8,48,923
„ Pacific „	—	—	—	—	—	1,47,680	11,070	2,865	155	3,487
Other Foreign Countries	—	—	—	—	—	160	600	1,066	420	1,046
TOTAL FOREIGN COUNTRIES	—	—	—	—	—	42,45,400	37,97,350	21,64,185	39,53,843	49,46,321
Share of Bengal	—	—	—	—	—	10,97,740	16,88,680	10,73,111	16,69,999	22,37,594
„ Bombay	—	—	—	—	—	30,43,280	25,94,240	16,76,178	24,54,186	26,07,797
„ Sind	—	—	—	—	—	4,81,280	6,65,540	1,97,440	3,55,154	5,16,962
„ Madras	—	—	—	—	—	2,18,350	3,15,390	1,17,359	2,85,182	3,45,502
„ Burma	—	—	—	—	—	4,63,570	6,55,900	3,21,547	5,71,662	4,90,789
TOTAL	—	—	—	—	—	52,44,250	59,00,750	34,25,635	53,36,183	62,87,644

(r) Duty was collected on B7,91,780 in 1919-20, on B9,14,219 in 1921-22, on B8,90,460 in 1922-23, and on B10,37,008 in 1923-24.

† Shown as a Foreign Country from 1923-24.

No. 13—continued

ARTICLES, AND COUNTRIES OF CONSIGNMENT; ALSO SHARE OF EACH PROVINCE	QUANTITY					VALUE				
	1919-20	1920-21	1921-22	1922-23	1923-24	1919-20	1920-21	1921-22	1922-23	1923-24
Umbrellas and Umbrella fittings—						R	R	R	R	R
<i>Umbrellas, complete, including Parasols and Sunshades (III. V) —</i>	No.	No.	No.	No.	No.					
United Kingdom	119,195	373,528	197,138	252,012	238,284	4,05,310	15,06,990	9,66,428	8,70,506	7,89,582
Ceylon	6,913	4,953	2,573	3,469	5,158	25,420	25,740	13,939	17,162	23,753
Straits Settlements (including Labuan)	89,383	34,353	33,726	35,442	12,641	23,860	24,460	21,857	25,290	13,439
Hongkong	27,980	175,480	51,962	94,908	21,910	11,600	87,310	27,396	61,526	14,217
Zanzibar and Pemba	5,991	20,840
Other British Possessions	14	8	37	12	..	50	30	207	76	..
TOTAL BRITISH EMPIRE	199,482	588,322	285,489	385,843	277,999	4,87,140	16,44,520	10,29,827	9,74,619	8,40,991
Germany	960	647	2,418	5,301	..	2,400	1,160	6,095	20,837
Belgium	1,500	1,800	..	171	..	6,150	10,357	..	634
France	3,733	15,460	26,916	190	411	10,360	59,750	1,11,939	1,205	1,540
Switzerland	1,204	1,853	4,400	21,000	..	8,170	7,874	15,230	73,076
Italy	236	2,312	560	52	..	10,390	9,495	2,250	316
Austria	41	21	1,116	23
Hungary
China (exclusive of Hongkong and Macao)	13,279	10,456	24,733	39,570	7,043	5,990	7,180	17,111	31,881	6,822
Japan	78,238	61,543	9,676	42,085	7,407	2,00,640	1,75,130	36,422	87,935	21,859
Portuguese East Africa	1,030	3,130
United States of America—										
Vid Atlantic Coast	56	777	223	3	190	260	7,180	3,222	82	417
" Pacific "	35	400
Other Foreign Countries	35	60	..	158	..	130	324	..	682
TOTAL FOREIGN COUNTRIES	96,436	93,776	68,219	89,267	41,760	2,20,400	2,76,880	1,97,913	1,46,294	1,20,355
<i>Share of Bengal</i>	<i>19,109</i>	<i>107,888</i>	<i>33,377</i>	<i>155,402</i>	<i>106,700</i>	<i>71,260</i>	<i>3,95,230</i>	<i>1,25,182</i>	<i>5,11,135</i>	<i>3,07,494</i>
" Bombay	63,592	153,690	119,319	32,896	106,130	2,01,190	5,58,630	5,96,461	1,42,755	3,82,425
" Sind	1,274	2,172	720	926	1,487	5,500	13,200	5,675	4,032	5,619
" Madras	18,172	33,738	31,643	13,545	24,446	56,340	1,59,640	1,10,077	47,380	89,329
" Burma	203,771	379,610	178,649	262,341	81,996	3,73,280	6,84,700	3,90,345	4,15,110	1,82,479
TOTAL	295,918	682,098	353,708	475,110	319,759	7,07,540	19,21,400	12,27,740	11,20,913	9,07,346(a)
Umbrella fittings (III. V) —										
United Kingdom	—	—	—	—	—	4,98,530	9,40,490	4,06,591	9,37,450	15,07,006
Hongkong	—	—	—	—	—	1,722
Other British Possessions	—	—	—	—	—	110	4
TOTAL BRITISH EMPIRE	—	—	—	—	—	4,98,640	9,40,490	4,08,313	9,37,450	15,08,000
Sweden	—	—	—	—	—	505	1,157
Germany	—	—	—	—	—	2,670	1,21,220	5,52,837	8,34,886	9,18,368
Netherlands	—	—	—	—	—	2,370	80,390	..	6,844	56,179
Belgium	—	—	—	—	—	..	8,600	20,018	5,255	15,058
France	—	—	—	—	—	..	5,370	373	..	23,290
Italy	—	—	—	—	—	200	1,070	294	148	..
Austria
Hungary	5,693
China (exclusive of Hongkong and Macao)	—	—	—	—	—	7,110	7,100	4,926	20,556	13,218
Japan	—	—	—	—	—	6,74,870	7,43,330	9,61,498	13,32,286	18,88,506
Portuguese East Africa	—	—	—	—	—	6,204
United States of America—										
Vid Atlantic Coast	—	—	—	—	—	1,50,530	1,77,380	12,420	85,038	1,95,061
TOTAL FOREIGN COUNTRIES	—	—	—	—	—	8,37,750	10,94,360	15,72,351	22,85,562	31,23,244
<i>Share of Bengal</i>	<i>—</i>	<i>—</i>	<i>—</i>	<i>—</i>	<i>—</i>	<i>10,12,250</i>	<i>12,14,020</i>	<i>11,47,822</i>	<i>19,58,557</i>	<i>29,73,890</i>
" Bombay	—	—	—	—	—	3,29,060	5,39,490	4,57,558	7,02,675	10,34,769
" Sind	—	—	—	—	—	70	..	79	266	168
" Madras	—	—	—	—	—	..	3,430	32,310	16,256	13,574
" Burma	—	—	—	—	—	90,070	2,27,880	3,42,901	5,45,258	6,98,823
TOTAL	—	—	—	—	—	13,31,390	20,34,850	16,80,664	32,23,012	46,31,244

(a) Duty was collected on Rs 26,340 in 1923-24.

No. 18—continued

ARTICLES, AND COUNTRIES OF CONSIGNMENT; ALSO SHARE OF EACH PROVINCE	QUANTITY					VALUE				
	1919-20	1920-21	1921-22	1922-23	1923-24	1919-20	1920-21	1921-22	1922-23	1923-24
Umbrellas and Umbrella Fittings—continued						R	R	R	R	R
<i>Total value of Umbrellas and Umbrella fittings—</i>										
United Kingdom	—	—	—	—	—	8,98,840	24,47,480	13,73,019	18,08,016	22,07,178
Ceylon	—	—	—	—	—	25,420	25,740	13,939	17,162	23,763
Straits Settlements (includ- ing Labuan)	—	—	—	—	—	23,800	24,450	21,367	25,200	18,448
Hongkong	—	—	—	—	—	11,660	87,310	20,118	61,626	14,217
Zanzibar and Pemba	—	—	—	—	—	20,950
Other British Possessions	—	—	—	—	—	50	30	307	75	..
TOTAL BRITISH EMPIRE	—	—	—	—	—	9,80,780	25,85,010	14,86,140	10,12,000	23,48,001
Sweden	—	—	—	—	—	..	40	..	505	1,157
Germany	—	—	—	—	—	2,670	1,23,620	5,54,006	8,41,580	9,30,205
Netherlands	—	—	—	—	—	2,370	80,400	30	6,844	50,765
Belgium	—	—	—	—	—	..	14,650	80,370	5,256	15,742
France	—	—	—	—	—	10,380	65,120	1,12,312	1,205	24,530
Switzerland	—	—	—	—	—	..	8,170	7,874	15,230	73,076
Italy	—	—	—	—	—	200	11,400	2,789	2,308	315
Austria	—	—	—	—	—	1,116	5,620
Hungary	—	—	—	—	—
China (exclusive of Hong- kong and Macao)	—	—	—	—	—	18,100	14,280	22,037	52,437	20,040
Japan	—	—	—	—	—	8,75,510	9,18,460	10,17,010	14,20,121	19,10,365
Portuguese East Africa	—	—	—	—	—	3,130	6,204
United States of America— <i>Viz Atlantic Coast</i>	—	—	—	—	—	1,50,720	1,84,560	15,642	85,165	1,05,078
<i>" Pacific "</i>	—	—	—	—	—	..	400
Other Foreign Countries	—	—	—	—	—	..	80	204	..	96
TOTAL FOREIGN COUNTRIES	—	—	—	—	—	10,58,150	13,71,240	17,70,264	24,31,856	32,40,599
<i>Share of Bengal</i>	—	—	—	—	—	10,83,510	15,09,280	12,73,004	24,69,693	32,81,334
<i>" Bombay</i>	—	—	—	—	—	4,30,190	12,48,120	10,54,013	8,45,430	14,17,194
<i>" Sind</i>	—	—	—	—	—	5,870	13,200	6,754	14,298	5,807
<i>" Madras</i>	—	—	—	—	—	56,340	1,73,070	1,42,387	64,136	1,02,903
<i>" Burma</i>	—	—	—	—	—	4,63,320	8,12,580	7,33,246	9,60,368	7,91,302
TOTAL	—	—	—	—	—	20,38,930	39,56,250	32,08,404	43,43,025	55,88,500
Vehicles, excluding locomo- tives, etc., for railways—										
<i>Carriages and carts not mechanically propelled and parts thereof (ex- cluding railway carriages, trucks, etc.)—</i>										
<i>Carriages and carts not mechanically propelled (ex- cluding railway carriages, trucks, etc.) (III. P)—</i>	No.	No.	No.	No.	No.					
United Kingdom	818	2,531	1,724	1,180	1,127	3,07,620	24,35,980	11,80,108	8,22,767	3,58,774
Mesopotamia*	—	—	3	..	1	—	—	850	..	3,000
Ceylon	20	8	11	7	6	4,690	1,520	1,590	764	1,115
Straits Settlements (includ- ing Labuan)	174	72	92	152	101	31,150	18,140	15,061	41,443	11,214
Hongkong	10	2	1	..	1	1,550	900	250	..	250
Natal	7	20,710
Other British Possessions	2	7	1	2	..	350	2,550	125	920	..
TOTAL BRITISH EMPIRE	1,024	2,620	1,830	1,291	1,236	3,45,360	24,59,090	11,68,754	3,65,504	3,74,354

* Included in Turkey, Asiatic prior to 1921-22.

ARTICLES, AND COUNTRIES OF CONSIGNMENT; ALSO SHARE OF EACH PROVINCE	QUANTITY					VALUE				
	1919-20	1920-21	1921-22	1922-23	1923-24	1919-20	1920-21	1921-22	1922-23	1923-24
Vehicles, excluding locomotives, etc., for railways—continued						R	R	R	R	R
<i>Carriages and carts not mechanically propelled and parts thereof (excluding railway carriages, trucks, etc.)—continued</i>										
<i>Carriages and carts not mechanically propelled (excluding railway carriages, trucks, etc.)—(III. P)—continued</i>	No.	No.	No.	No.	No.					
Germany	100	2,720	2,428	987	..	5,110	1,90,934	2,78,420	1,10,315
Netherlands	60	481	..	328	..	14,030	58,128	..	42,280
Belgium	40	1,005	3,755	38	..	9,070	1,03,380	4,16,045	24,084
France	41	8	..	1	..	18,150	13,632	..	2,082
Italy	20	24,390
Austria	2	1,350	..
Hungary
Turkey, Asiatic
Persian Gulf	18	1,050
Java	2	2,000	..
Philippine Islands and Guam	2	7,344
Japan	1,124	1,869	2,455	1,303	1,626	1,84,190	3,37,000	4,68,624	2,44,496	8,21,763
United States of America— <i>Via Atlantic Coast</i>	122	608	308	130	213	39,840	10,79,310	5,29,751	74,514	96,132
<i>" Pacific "</i>	1	2	170	16,650
Other Foreign Countries	8	8	1	..	7	1,210	430	16	..	793
TOTAL FOREIGN COUNTRIES	1,267	2,751	6,982	7,520	3,201	2,26,290	14,80,120	14,48,458	10,16,825	6,97,374
<i>Share of Bengal</i>	945	1,735	4,540	6,028	1,168	2,22,510	10,99,930	11,63,556	8,35,287	2,60,839
<i>" Bombay</i>	186	945	1,488	1,392	1,111	1,02,320	13,02,180	7,54,758	2,58,516	2,83,039
<i>" Sind</i>	108	335	36	183	249	74,140	4,53,280	26,805	34,189	74,847
<i>" Madras</i>	131	159	106	56	107	47,860	44,000	30,141	35,342	23,214
<i>" Burma</i>	921	2,197	2,651	1,152	1,371	1,24,820	10,48,820	6,42,892	2,19,085	3,29,738
TOTAL	2,291	5,371	8,821	8,811	4,436	5,71,650	39,48,210	20,17,212	13,82,410(a)	0,71,727(a)
Parts of carriages and carts (excluding rubber tyres) (III. P)										
United Kingdom	13,01,880	23,26,980	19,25,564	8,87,167	6,06,442
Ceylon	1,530	1,540	538	478	2,897
Straits Settlements (including Labuan)	61,200	14,160	27,067	15,968	24,542
Natal	5,703
Canada— <i>Via Atlantic Coast</i>	1,25,470	1,136
<i>" Pacific "</i>	70,720
Other British Possessions	60	..	927	..	525
TOTAL BRITISH EMPIRE	14,44,450	24,68,050	19,80,932	9,03,618	7,24,406
Germany	480	51,050	82,000	60,619
Netherlands	23,180	4,352	2,513	..
Belgium	18,530	72,051	84,122	84,978
France	16,450	9,600	175	..
Italy	6,000	1,759
Greece	35,730
Japan	63,340	33,420	20,566	1,36,256	5,661
United States of America— <i>Via Atlantic Coast</i>	6,47,140	14,48,560	14,04,623	2,50,029	1,00,123
<i>" Pacific "</i>	755
Other Foreign Countries	2,330	580	800	607	747
TOTAL FOREIGN COUNTRIES	7,12,810	15,47,200	10,00,062	6,57,598	2,53,642
<i>Share of Bengal</i>	7,70,080	24,53,160	11,73,724	8,97,476	3,43,184
<i>" Bombay</i>	7,91,610	7,15,260	10,85,549	1,89,949	94,674
<i>" Sind</i>	55,480	2,98,200	85,832	38,267	1,79,365
<i>" Madras</i>	1,51,540	3,31,900	8,92,067	61,968	44,623
<i>" Burma</i>	3,88,550	2,16,730	3,23,822	2,73,551	3,16,292
TOTAL	21,57,260	4,15,250	35,0,194	14,81,211	9,78,018(b)

(a) Duty was collected on Rs. 27,016 in 1922-23, and on Rs. 56,449 in 1923-24.
 (b) Duty was collected on Rs. 75,893 in 1923-24.

No. 13—continued

ARTICLES, AND COUNTRIES OF CONSIGNMENT; ALSO SHARE OF EACH PROVINCE	QUANTITY					VALUE				
	1919-20	1920-21	1921-22	1922-23	1923-24	1919-20	1920-21	1921-22	1922-23	1923-24
Vehicles, excluding locomotives, etc., for railways—continued						R	R	R	R	R
Carriages and carts not mechanically propelled and parts thereof (excluding railway carriages, trucks, etc.)—continued										
Perambulators and children's go-carts (III. P)—	No.	No.	No.	No.	No.					
United Kingdom	3,007	3,774	1,717	2,926	4,185	1,12,170	1,06,580	1,06,351	1,34,285	1,66,167
Ceylon	17	17	12	6	9	3,680	2,170	2,007	558	348
Straits Settlements (including Labuan)	11	11	27	8	10	420	690	2,400	72	462
Other British Possessions	1	1	2	7	..	180	150	120	336
TOTAL BRITISH EMPIRE	3,035	3,803	1,757	2,942	4,220	1,16,270	1,09,620	1,10,977	1,35,036	1,67,312
Germany	3	70	450	933	..	130	3,170	17,507	20,530
Japan	14	55	4	5	13	530	16,680	255	170	3,057
United States of America— Vid Atlantic Coast	536	868	815	448	511	16,270	30,820	36,711	15,830	21,713
„ Pacific „	6	120	..
Other Foreign Countries	8	2	8	5	..	640	350	668	300
TOTAL FOREIGN COUNTRIES	550	934	891	917	1,102	10,800	57,270	40,486	34,391	40,200
<i>Share of Bengal</i>	<i>1,082</i>	<i>1,077</i>	<i>1,094</i>	<i>760</i>	<i>1,512</i>	<i>36,760</i>	<i>49,840</i>	<i>51,552</i>	<i>26,587</i>	<i>53,171</i>
„ <i>Bombay</i>	<i>1,361</i>	<i>1,432</i>	<i>739</i>	<i>1,567</i>	<i>1,543</i>	<i>54,680</i>	<i>87,200</i>	<i>51,083</i>	<i>71,521</i>	<i>73,080</i>
„ <i>Sind</i>	<i>494</i>	<i>1,061</i>	<i>366</i>	<i>396</i>	<i>1,204</i>	<i>22,480</i>	<i>61,240</i>	<i>27,284</i>	<i>45,526</i>	<i>54,792</i>
„ <i>Madras</i>	<i>387</i>	<i>627</i>	<i>371</i>	<i>313</i>	<i>626</i>	<i>13,260</i>	<i>39,890</i>	<i>17,196</i>	<i>12,197</i>	<i>24,363</i>
„ <i>Burma</i>	<i>261</i>	<i>540</i>	<i>58</i>	<i>333</i>	<i>197</i>	<i>5,800</i>	<i>18,720</i>	<i>4,348</i>	<i>13,695</i>	<i>7,600</i>
TOTAL	3,585	4,737	2,648	3,850	5,382	1,33,070	2,56,890	1,51,463	1,69,426	2,13,512
Parts of perambulators and children's go-carts (III. P)										
United Kingdom	—	—	—	—	—	460	11,840	4,272	5,221	8,770
Other British Possessions	—	—	—	—	—	..	80	..	185	17
TOTAL BRITISH EMPIRE						460	11,920	4,272	5,406	8,787
TOTAL FOREIGN COUNTRIES						60	365	806
<i>Share of Bengal</i>	—	—	—	—	—	<i>520</i>	<i>1,660</i>	<i>2,366</i>	<i>779</i>	<i>1,212</i>
„ <i>Bombay</i>	—	—	—	—	—	..	<i>610</i>	..	<i>1,994</i>	<i>1,104</i>
„ <i>Sind</i>	—	—	—	—	—	<i>1,540</i>	<i>1,107</i>	<i>2,207</i>
„ <i>Madras</i>	—	—	—	—	—	..	<i>110</i>	<i>10</i>	<i>1,637</i>	<i>24</i>
„ <i>Burma</i>	—	—	—	—	—	..	<i>9,610</i>	<i>56</i>	<i>234</i>	<i>45</i>
TOTAL						520	11,920	4,272	5,771	4,592
Total value of carriages and carts not mechanically propelled and parts thereof (excluding railway carriages, trucks, etc.)—										
United Kingdom	—	—	—	—	—	17,22,130	49,71,280	31,66,355	13,49,440	12,25,153
Mesopotamia*	—	—	—	—	—	—	—	1,777	..	3,125
Ceylon	—	—	—	—	—	9,900	5,310	4,105	1,800	4,377
Straits Settlements (including Labuan)	—	—	—	—	—	92,830	32,090	44,537	57,608	80,218
Hongkong	—	—	—	—	—	1,610	900	250	..	725
Natal	—	—	—	—	—	26,410	20	50
Canada—										
Vid Atlantic Coast	—	—	—	—	—	..	1,25,470	1,138
„ Pacific „	—	—	—	—	—	70,720	30
Victoria	—	—	—	—	—	..	770
New South Wales	—	—	—	—	—	..	900	50
Australian Commonwealth (Total)	—	—	—	—	—	..	1,670	56
Other British Possessions	—	—	—	—	—	560	1,060	275	720	130
TOTAL BRITISH EMPIRE						19,06,540	51,40,350	32,44,935	14,01,648	12,69,908

* Included in Turkey, Asiatic prior to 1921-22.

ARTICLES, AND COUNTRIES OF CONSIGNMENT; ALSO SHARE OF EACH PROVINCE	QUANTITY					VALUE					
	1919-20	1920-21	1921-22	1922-23	1923-24	1919-20	1920-21	1921-22	1922-23	1923-24	
						R	R	R	R	R	
Vehicles, excluding locomotives, etc., for railways—continued											
<i>Carriages and carts not mechanically propelled and parts thereof (excluding railway carriages, trucks, etc.)—concluded</i>											
<i>Total value of carriages and carts not mechanically propelled and parts thereof (excluding railway carriages, trucks, etc.)—continued</i>											
Germany	—	—	—	—	—	..	5,720	2,45,764	3,79,273	1,81,464	
Netherlands	—	—	—	—	—	..	37,210	62,580	2,643	42,280	
Belgium	—	—	—	—	—	..	28,500	2,36,031	5,00,107	1,09,062	
France	—	—	—	—	—	..	34,750	23,232	563	2,174	
Italy	—	—	—	—	—	..	30,390	250	..	1,337	
Austria	—	—	—	—	—	1,492	777	
Hungary	—	—	—	—	—	
Greece	—	—	—	—	—	95,730	
Turkey, Asiatic	—	—	—	—	—	
Persian Gulf	—	—	—	—	—	..	2,160	220	
Java	—	—	—	—	—	2,000	..	
Philippines Islands and Guam	—	—	—	—	—	7,344	405	50	
Japan	—	—	—	—	—	..	2,48,060	3,87,160	4,89,445	3,31,343	
United States of America—											
<i>Vid Atlantic Coast.</i>	—	—	—	—	—	..	7,03,310	25,68,100	19,71,035	3,41,334	2,27,451
<i>" Pacific "</i>	—	—	—	—	—	170	16,650	120	755
Other Foreign Countries	—	—	—	—	—	..	2,440	1,280	905	210	823
TOTAL FOREIGN COUNTRIES	—	—	—	—	—	..	9,55,960	30,93,500	30,39,008	16,09,179	8,98,021
<i>Share of Engl</i>	—	—	—	—	—	..	10,29,870	36,04,490	23,21,193	17,60,129	6,58,406
<i>" Bombay</i>	—	—	—	—	—	..	9,48,070	21,06,280	18,21,390	5,21,950	4,52,503
<i>" Sind</i>	—	—	—	—	—	..	1,52,100	3,12,720	1,40,821	1,19,089	3,11,211
<i>" Madras</i>	—	—	—	—	—	..	2,12,600	4,15,900	9,39,414	1,11,164	32,224
<i>" Burma</i>	—	—	—	—	—	..	6,13,260	12,93,380	9,71,718	5,08,465	6,53,536
TOTAL	—	—	—	—	—	..	28,62,500	62,32,270	63,33,941	30,18,827	21,67,879
Cycles, (other than motor cycles) and parts thereof and accessories—											
Cycles imported entire or in sections (III, F)	No.	No.	No.	No.	No.						
United Kingdom	21,091	44,869	4,961	17,432	38,353	18,71,860	53,02,380	5,40,684	10,17,217	20,01,459	
Ceylon	12	53	16	28	5	1,150	5,900	1,857	2,341	323	
Straits Settlements (including Labuan)	31	61	44	12	20	2,270	5,360	2,400	783	1,481	
Kenya Colony	12	2,001	..	
Other British Possessions	6	3	14	7	2	660	380	843	808	150	
TOTAL BRITISH EMPIRE	21,140	44,986	5,036	17,491	38,380	18,75,460	54,04,020	5,54,874	16,23,100	20,03,393	
Germany	1,140	1,175	5,204	6,416	..	93,150	83,217	3,21,756	3,76,087	
Netherlands	1	4	4	36	1	100	590	880	2,162	76	
Belgium	6	153	22	27	1	790	20,550	3,213	1,702	90	
France	2	36	9	3	16	170	5,290	921	432	1,107	
Italy	2	4	38	13	..	1,970	566	2,330	1,095	
Austria	1	..	16	62	..	1,228	
Hungary	
Japan	325	20	9	7	3	20,360	2,260	653	377	111	
United States of America—											
<i>Vid Atlantic Coast.</i>	526	325	54	111	20	14,930	45,890	9,187	12,172	3,534	
<i>" Pacific "</i>	12	9	1	12	..	1,210	1,500	366	274	..	
Other Foreign Countries	31	1	11	7	..	1,250	..	829	916	
TOTAL FOREIGN COUNTRIES	772	1,720	1,280	5,449	6,504	37,560	1,72,450	99,065	3,42,543	3,24,231	

No. 13—continued

ARTICLES, AND COUNTRIES OF CONSIGNMENT, ALSO SHARE OF EACH PROVINCE	QUANTITY					VALUE				
	1919-20	1920-21	1921-22	1922-23	1923-24	1919-20	1920-21	1921-22	1922-23	1923-24
Vehicles, excluding loco- motives, etc., for railways —continued										
Cycles (other than motor cycles) and parts thereof and accessories—continued										
Cycles imported entire or in sections (III. F)—continued	No.	No.	No.	No.	No.					
Share of Bengal	10,894	16,336	2,095	6,476	16,239	9,41,940	19,56,340	2,04,116	6,74,024	14,16,368
" Bombay	4,082	9,750	2,266	7,623	15,370	3,23,380	10,73,960	1,98,042	3,53,505	8,91,468
" Sind	2,095	8,332	777	4,202	7,102	1,85,880	10,28,290	77,439	3,03,967	4,69,088
" Madras	3,429	7,678	734	2,733	3,615	3,28,610	8,79,400	1,04,660	2,66,818	2,79,230
" Burma	1,412	4,710	453	1,906	2,658	1,32,710	7,38,480	69,693	1,67,329	2,32,499
TOTAL	21,012	46,706	6,315	22,940	44,884	19,13,020	55,70,470	6,53,939	19,65,613	32,87,651(a)
Parts of cycles and accessories (excluding rubber tyres) (III. F)—										
United Kingdom	—	—	—	—	—	8,98,130	30,85,280	7,96,068	13,18,840	18,74,727
Ceylon	—	—	—	—	—	1,590	1,160	90	1,067	402
Straits Settlements (includ- ing Labuan)	—	—	—	—	—	650	160	4,660	1,204	1,056
Other British Possessions	—	—	—	—	—	..	20	8	..	100
TOTAL BRITISH EMPIRE	—	—	—	—	—	9,00,400	30,87,010	8,00,834	13,21,201	18,76,314
Sweden	—	—	—	—	—	..	1,090	2,540	8,430	434
Germany	—	—	—	—	—	..	61,680	1,23,842	8,83,500	6,9,250
Netherlands	—	—	—	—	—	..	17,000	20,416	1,00,614	25,260
Belgium	—	—	—	—	—	..	22,320	1,544	2,305	2,132
France	—	—	—	—	—	..	40	2,791	5,336	2,614
Switzerland	—	—	—	—	—	1,485	904	..
Italy	—	—	—	—	—	..	8,120	691	137	1,116
Turkey, Asiatic	—	—	—	—	—
Persian Gulf	—	—	—	—	—	..	1,010
Japan	—	—	—	—	—	3,01,870	1,91,820	54,897	83,834	63,680
United States of America—										
Vid Atlantic Coast	—	—	—	—	—	99,900	1,80,230	11,162	9,061	12,459
" Pacific "	—	—	—	—	—	40	770	..	2	..
Other Foreign Countries	—	—	—	—	—	288	848	530
TOTAL FOREIGN COUNTRIES	—	—	—	—	—	4,01,810	4,79,440	2,28,555	6,56,072	7,07,782
Share of Bengal	—	—	—	—	—	6,33,950	16,01,870	4,06,098	6,10,720	10,18,084
" Bombay	—	—	—	—	—	3,83,950	6,71,920	3,12,402	6,59,163	8,28,916
" Sind	—	—	—	—	—	66,940	4,94,040	1,06,277	2,45,786	3,06,433
" Madras	—	—	—	—	—	2,15,860	6,38,860	1,63,813	3,70,026	4,00,748
" Burma	—	—	—	—	—	1,01,810	2,56,740	41,001	99,679	1,19,578
TOTAL	—	—	—	—	—	13,02,210	35,66,450	10,29,880	19,76,273	24,74,076(b)
Total value of Cycles (other than motor cycles) and parts thereof and accessories—										
United Kingdom	—	—	—	—	—	27,69,510	84,77,660	19,46,742	29,36,057	47,70,186
Ceylon	—	—	—	—	—	2,740	7,050	1,956	3,408	795
Straits Settlements (includ- ing Labuan)	—	—	—	—	—	2,950	6,920	7,169	2,027	2,516
Kenya Colony	—	—	—	—	—	2,001	..
Other British Possessions	—	—	—	—	—	860	400	851	898	250
TOTAL BRITISH EMPIRE	—	—	—	—	—	27,75,860	84,91,030	19,55,708	29,44,301	47,70,737
Sweden	—	—	—	—	—	..	1,260	2,540	8,576	541
Germany	—	—	—	—	—	..	1,54,830	2,07,050	7,95,262	10,75,346
Netherlands	—	—	—	—	—	100	17,650	30,295	1,02,776	25,345
Belgium	—	—	—	—	—	790	42,870	4,757	4,097	2,222
France	—	—	—	—	—	170	5,330	3,712	5,767	3,761
Switzerland	—	—	—	—	—	..	710	1,185	1,064	..
Italy	—	—	—	—	—	..	5,390	1,157	2,976	2,211
Austria	—	—	—	—	—	1,328	1,763
Hungary	—	—	—	—	—

(a) Duty was collected on Rs. 2,81,011 in 1923-24.

(b) Duty was collected on Rs. 2,71,970.

GENERAL IMPORTS

(534)

No. 13—continued

ARTICLES, AND COUNTRIES OF CONSIGNMENT; ALSO SHARE OF EACH PROVINCE	QUANTITY					VALUE				
	1919-20	1920-21	1921-22	1922-23	1923-24	1919-20	1920-21	1921-22	1922-23	1923-24
						R	R	R	R	R
Vehicles, excluding locomotives, etc., for railways—continued										
<i>Cycles (other than motor cycles) and parts thereof and accessories—concluded</i>										
<i>Total value of Cycles (other than motor cycles and parts thereof and accessories)—continued</i>										
Turkey, Asiatic	—	—	—	—	—	—	—	—
Persian Gulf	—	—	—	—	—	..	1,000	—	—	—
Japan	—	—	—	—	—	3,22,230	1,04,080	65,550	84,211	64,000
United States of America—										
<i>Vid Atlantic Coast</i>	—	—	—	—	—	1,14,830	2,20,120	20,349	21,233	16,013
" <i>Pacific</i> "	—	—	—	—	—	1,250	2,270	366	276	..
Other Foreign Countries	—	—	—	—	—	..	290	350	50	800
TOTAL FOREIGN COUNTRIES	—	—	—	—	—	4,39,870	6,51,800	3,27,020	9,97,615	11,81,990
<i>Share of Bengal</i>	—	—	—	—	—	14,75,890	33,61,210	6,10,211	12,94,744	24,33,450
" <i>Bombay</i>	—	—	—	—	—	7,07,330	17,45,880	5,10,444	12,12,668	17,20,383
" <i>Sind</i>	—	—	—	—	—	2,52,820	15,22,330	1,83,716	5,49,753	7,75,541
" <i>Madras</i>	—	—	—	—	—	6,44,470	15,18,280	2,68,263	6,36,843	6,79,978
" <i>Burma</i>	—	—	—	—	—	2,34,220	9,95,220	1,10,894	2,57,908	3,52,375
TOTAL	—	—	—	—	—	32,15,230	91,42,920	16,83,328	39,41,916	51,61,727
<i>Mechanically propelled vehicles excluding railway locomotives and tractors)—</i>										
<i>Aircraft (III. P) (a)—</i>				No.	No.					
Austria	—	—	—	2	..	—	—	—	7,086	..
<i>Share of Bombay</i>	—	—	—	2	..	—	—	—	7,986	..
<i>Parts of aircraft (III. P) (a)—</i>										
United Kingdom	—	—	—	—	—	—	—	—	982	3,269
<i>Share of Bengal</i>	—	—	—	—	—	—	—	—	982	..
" <i>Sind</i>	—	—	—	—	—	—	—	—	..	761
" <i>Burma</i>	—	—	—	—	—	—	—	—	..	2,565
TOTAL	—	—	—	—	—	—	—	—	982	3,269
<i>Motor Cars (including taxicabs) (III. P)—</i>	No.	No.	No.	No.	No.					
United Kingdom	448	2,541	790	449	1,005	27,49,110	2,13,39,870	83,07,876	32,83,370	47,33,074
Aden and Dependencies	0	4	2	3	2	13,720	9,010	10,060	3,220	3,900
Mesopotamia*	—	—	12	1	52	—	—	22,227	250	82,127
Bahrain Islands	1	3,000	..
Ceylon	16	63	23	10	12	56,980	2,03,410	88,491	33,142	22,041
Straits Settlements (including Labuan)	23	31	184	238	37	88,370	1,45,830	4,57,451	5,26,494	68,781
Hongkong	1	..	2	3,690	..	13,221
Egypt†	1	1	6	1	—	4,000	1,550	7,780	2,852	—
Cape of Good Hope	1	3,450	..
Natal	5	..	1	1	..	16,000	..	12,401	3,500
Zanzibar and Pemba	1	8	1	2,500	5,700	3,500
Kenya Colony	1	1	2	4,700	1,500	2,000
Mauritius and Dependencies	1	7	3,750	10,875
Canada—										
<i>Vid Atlantic Coast</i>	20	1,854	564	1,848	3,200	38,020	58,89,120	12,01,525	30,61,777	64,56,638
" <i>Pacific</i> "	84	12	3	2,36,400	28,500	9,358	..
Victoria	1	..	2	5,260	..	7,610
New South Wales	5	36,330
Queensland	1	3,500	..
<i>Australian Commonwealth (Total)</i>	1	6	2	1	..	5,260	36,330	7,610	3,500	..
British West India Islands	1	2,000
TOTAL BRITISH EMPIRE	520	4,507	1,508	2,554	4,408	29,01,660	2,78,85,280	1,03,08,990	75,37,663	1,11,40,531

* Included in Turkey, Asiatic prior to 1921-22.
 (a) Separately recorded from 1922-23.
 † Shown as a foreign country from 1923-24.

No. 13—continued

ARTICLES, AND COUNTRIES OF CONSIGNMENT; ALSO SHARE OF EACH PROVINCE	QUANTITY					VALUE				
	1919-20	1920-21	1921-22	1922-23	1923-24	1919-20	1920-21	1921-22	1922-23	1923-24
Vehicles, excluding locomotives, etc., for railways—continued										
Mechanically propelled vehicles (excluding railway locomotives and tractors)—continued										
Motor cars (including taxicabs) (III. P)—continued	No.	No.	No.	No.	No.	R	R	R	R	R
Denmark	1	6,820
Germany	42	40	55	44	..	3,28,730	2,70,967	2,45,824	2,04,004
Netherlands	6	..	2	1	..	58,620	..	4,407	1,200
Belgium	1	213	69	119	136	3,960	16,12,340	7,73,680	5,38,920	4,33,050
France	3	102	169	61	153	12,690	14,49,370	9,78,654	3,30,230	5,56,916
Switzerland	1	1	20,860	7,218	..
Italy	17	218	222	131	370	79,110	18,57,030	12,07,178	6,81,595	11,11,140
Austria	1	1	2	13	..	2,700	4,220	13,638	91,731	..
Hungary
Turkey, Asiatic
Persian Gulf	2	7,000
Mascat Territory and Trucial Oman	1	3 01
Other Native States in Arabia	2	4,000
Persia	1	1	1	800	2,000	1,250	..
Siam	2	..	1	12,600	..	4,710
Java	18	34	9	70,680	1,31,670	10,000
Philippine Islands and Guam	8	..	1	45,750	..	6,855
China (exclusive of Hongkong and Macao)	1	11,050
Japan	1	2	8	2,000	7,500
Egypt †	1	8,791
Portuguese East Africa	1	4,410	1,581
German East Africa †	1	1,800
United States of America—										
Via Atlantic Coast	9,295	9,727	769	1,382	2,850	2,28,80,270	4,34,05,350	36,53,417	48,83,061	69,28,012
" Pacific "	58	398	33	4	0	1,85,660	15,68,640	1,02,344	8,331	15,297
TOTAL FOREIGN COUNTRIES	9,405	10,836	1,297	1,769	3,570	2,32,09,730	5,03,30,080	70,41,124	63,02,816	92,72,769
Share of Bengal	3,452	6,452	1,065	1,308	2,374	92,00,110	3,18,70,600	56,75,652	37,72,522	67,31,754
" Bombay	4,213	4,908	968	1,471	2,331	1,08,70,860	2,69,55,760	78,55,381	59,51,882	72,28,912
" Sind	605	1,120	179	228	695	16,27,920	66,69,270	8,13,895	6,20,287	16,53,364
" Madras	966	1,733	424	791	1,152	24,70,310	79,03,900	15,99,621	19,95,162	24,49,385
" Burma	639	1,219	318	523	1,032	20,32,150	68,84,840	14,05,565	15,00,120	23,99,855
TOTAL	9,925	15,482	2,895	4,323	7,981	2,62,61,390(a)	7,82,24,340(a)	1,73,50,114(a)	1,38,39,079(a)	2,04,63,300
Motor cycles (including scooters) (III. P)—	No.	No.	No.	No.	No.					
United Kingdom	1,250	3,744	542	500	831	9,25,680	40,08,090	6,95,630	5,12,724	5,08,864
Aden and Dependences	3	2	3	7	..	2,800	850	4,750	5,238
Mesopotamia *	37	17	13	14,654	27,445	4,000
Ceylon	33	43	15	20	15	20,220	30,130	11,350	13,204	11,564
Straits Settlements (including Labuan)	10	15	8	15	9	8,830	10,850	8,849	13,140	5,120
Federated Malay States	1	2	1	1,000	760	350
Hongkong	3	..	1	1,410	..	900
Egypt †	2	2	1	400	900	3,285
Natal	1	2	2	580	1,870	2,040
Kenya Colony	2	600	..	3,274
Victoria	10	8,610
New South Wales	1	750
Australian Commonwealth (Total)	11	9,360
Other British Possessions	1	..	2	1	..	300	..	540	832	..
TOTAL BRITISH EMPIRE	1,908	3,620	612	558	878	9,53,120	40,65,900	7,59,707	5,72,845	6,29,710

* Included in Turkey, Asiatic prior to 1921-22.

† Shown as "Tanganyika Territory" under the British Empire from 1921-22.

(a) Duty was collected on R2,62,53,390 in 1919-20, on R7,92,17,430 in 1920-21, on R1,78,35,114 in 1921-22, on R1,37,96,808 in 1922-23 and on R2,03,25,493 in 1923-24.

† Shown as a foreign country from 1922-24.

ARTICLES, AND COUNTRIES OF CONSIGNMENT; ALSO SHARE OF EACH PROVINCE	QUANTITY					VALUE				
	1919-20	1920-21	1921-22	1922-23	1923-24	1919-20	1920-21	1921-22	1922-23	1923-24
						R	R	R	R	R
Vehicles, excluding locomotives, etc., for railways—continued										
Mechanically propelled vehicles (excluding railway locomotives and tractors)—continued										
Motor Cycles (including scooters) (III. P)—contd.	No.	No.	No.	No.	No.					
Sweden	52	1	..	13,300	400
Germany	6	11	32	63	..	7,250	9,240	25,024	28,659
Netherlands	5	2,500	..
Belgium	50	5	2	1	..	61,900	6,857	5,000	577
France	6	..	6	3	..	9,680	..	7,375	2,048
Italy	6	1	7,960	600
Turkey, Asiatic	—	—	—	—	..	—	—
Persian Gulf	4	—	—	—	..	1,500	—	—	—
Persia	1	2	500	1,500
Java	5	..	1	1,550	..	400
Philippine islands and Guam	1	1,300
Japan	1	1	..	1	..	530	1,000	..	1,200	..
China (exclusive of Hongkong and Macao).	1	..	2	800	..	1,150
Egypt †	—	—	—	—	4	—	—	—	—	2,200
United States of America—										
Via Atlantic Coast	1,008	1,235	97	261	228	7,11,600	11,87,200	1,27,020	2,49,768	2,58,683
" Pacific "	6	1	5,690	200
Other Foreign Countries	8	2	1	1	..	1,780	800	500	800	..
TOTAL FOREIGN COUNTRIES	1,024	1,850	122	308	804	7,27,560	12,34,110	1,47,476	2,92,267	2,96,417
Share of Bengal	313	1,790	273	325	482	5,56,120	16,99,600	3,14,829	3,12,605	3,35,058
" Bombay	530	1,329	148	176	244	4,23,030	14,91,370	2,25,012	1,88,364	1,95,544
" Sind	252	809	96	91	163	1,82,830	8,62,450	93,474	88,031	1,13,340
" Madras	471	783	110	166	148	3,41,100	7,72,300	1,31,391	1,68,682	1,17,274
" Burma	266	468	107	114	145	1,83,600	6,24,390	1,22,477	1,07,430	1,13,611
TOTAL	2,332	5,179	734	866	1,182	16,85,880	63,50,010(a)	8,87,183(b)	8,65,112	9,25,127(a)
Motor omnibuses, motor vans and motor lorries (III. P)—	No.	No.	No.	No.	No.					
United Kingdom	197	594	185	92	61	15,84,240	67,48,590	14,63,808	10,36,767	6,03,824
Mesopotamia *	—	—	8	—	—	15,060
Aden and Dependencies	1	1,760
Ceylon	2	1	..	2	..	12,030	9,650	4,667	10,000	..
Straits Settlements (including Labuan)	10	1	6	20,060	5,993	10,090
Kenya Colony	1	800
Tanganyika Territory	—	—	..	6	..	—	—	..	3,250	..
Mauritius and Dependencies	10	17,325	..
Canada—										
Via Atlantic Coast	16	382	275	210	599	21,020	12,04,550	6,03,083	3,65,941	8,43,648
TOTAL BRITISH EMPIRE	215	978	420	321	675	16,17,290	80,24,490	20,92,598	14,20,276	14,73,422
Germany	54	7	13	3	..	4,63,270	57,530	54,727	15,603
Belgium	93	4	0	2	..	10,74,290	40,973	32,225	9,557
France	67	4	4	9	..	7,82,230	47,583	93,408	22,984
Italy	44	295	37	..	3	3,32,060	21,68,430	92,130	..	12,258
Austria	1	6,119
Hungary
Turkey, European	2	31,520
Persia	1	500
United States of America—										
Via Atlantic Coast	936	1,391	105	133	352	23,95,340	97,49,540	5,98,460	5,66,938	9,07,587
" Pacific "	34	1,90,390	49,420	12,657
TOTAL FOREIGN COUNTRIES	1,014	1,907	160	159	369	32,17,810	1,43,18,700	2,55,061	7,17,298	10,27,989

(a) Duty was collected on R16,81,949 in 1919-20, on R53,48,100 in 1920-21, on R8,86,043 in 1921-22 and on R9,20,927 in 1923-24.
 * Included in Turkey, As at c prior to 1921-22.
 † Shown as a Foreign country from 1923-24.

No. 13—continued

ARTICLES, AND COUNTRIES OF CONSIGNMENT; ALSO SHARE OF EACH PROVINCE	QUANTITY					VALUE				
	1919-20	1920-21	1921-22	1922-23	1923-24	1919-20	1920-21	1921-22	1922-23	1923-24
Vehicles, excluding loco- motives, etc., for railways —continued						R	R	R	R	R
Mechanically propelled vehi- cles (excluding railway locomotives and tractors)— continued	No.	No.	No.	No.	No.					
Motor omnibuses, motor vans and motor lorries (III. P)— continued										
Share of Bengal	386	1,213	169	901	390	19,71,730	87,10,110	11,80,304	7,94,920	8,17,057
„ Bombay	621	1,068	172	128	277	19,91,040	91,69,000	9,04,351	9,11,181	8,14,595
„ Sind	48	198	46	15	66	2,71,480	16,76,830	2,30,316	62,808	2,19,353
„ Madras	107	265	160	112	265	4,09,270	16,62,630	5,38,260	3,42,281	4,70,399
„ Burma	67	167	33	24	66	1,91,580	11,34,620	95,328	75,390	1,49,707
TOTAL	1,229	2,885	590	480	1,044	48,35,100	2,23,43,190	29,48,569	21,76,574	25,01,411(b)
Tram cars (III. P) (a)—				No.						
United States of America—										
Via Atlantic Coast	—	—	—	4	..	—	—	—	10,888	..
Share of Burma	—	—	—	4	..	—	—	—	10,888	..
Parts of mechanically prop- elled vehicles and acces- sories, other than of aircraft (excluding rubber tyres) (III. P)—										
United Kingdom	—	—	—	—	—	21,29,720	63,73,560	30,64,897	18,36,627	16,21,357
Aden and Dependencies	—	—	—	—	—	10	570	2,488	8,038	157
Mesopotamia*	—	—	—	—	—	—	—	6,382	1,80,679	61,271
Ceylon	—	—	—	—	—	10,400	10,700	23,855	8,376	10,763
Straits Settlements (includ- ing Labuan)	—	—	—	—	—	1,460	3,130	1,35,418	57,057	89,506
Hongkong	—	—	—	—	—	230	160	170	1,000	..
Natal	—	—	—	—	—	220	..	2,400	40	80
Zanzibar and Pemba	—	—	—	—	—	..	1,300	300
Tanganyika Territory	—	—	—	—	—	—	—	6,000	250	..
Canada—										
Via Atlantic Coast	—	—	—	—	—	5,340	15,56,850	1,78,689	3,01,766	3,21,906
„ Pacific „	—	—	—	—	—	..	1,00,510
Victoria	—	—	—	—	—	5,160	810	..	310	..
New South Wales	—	—	—	—	—	..	980	100
Australian Commonwealth (Total)	—	—	—	—	—	5,160	1,790	190	310	..
Other British Possessions	—	—	—	—	—	40	920	842	100	50
TOTAL BRITISH EMPIRE						21,52,070	80,58,460	34,16,020	24,08,238	21,08,240
Sweden	—	—	—	—	—	7,000	3,100	32
Denmark	—	—	—	—	—	1,855
Germany	—	—	—	—	—	..	2,43,180	1,86,204	1,77,880	1,24,795
Netherlands	—	—	—	—	—	..	16,160	11,946	55,593	58,101
Belgium	—	—	—	—	—	100	83,140	43,990	19,499	23,956
Luxemburg	—	—	—	—	—	—	—	..	20,182	..
France	—	—	—	—	—	83,750	1,60,740	78,267	36,287	85,410
Spain	—	—	—	—	—	25,528	233
Switzerland	—	—	—	—	—	1,410	2,290	2,693	300	4,102
Italy	—	—	—	—	—	54,950	1,12,010	30,284	30,445	65,243
Austria	—	—	—	—	—	1,540	600	..	16,642	261
Hungary	—	—	—	—	—	—	—	..	122	..
Turkey, Asiatic	—	—	—	—	—	—	—
Persian Gulf	—	—	—	—	—	1,800	4,730	—	—	—
Persia	—	—	—	—	—	1,480	100	180	495	85
China (exclusive of Hongkong and Macao)	—	—	—	—	—	..	1,900	315	885	400
Japan	—	—	—	—	—	10,180	9,200	11,048	10,333	9,755
German East Africa †	—	—	—	—	—	..	4,500	—	—	—
Portuguese East Africa	—	—	—	—	—	1,067
United States of America—										
Via Atlantic Coast	—	—	—	—	—	41,36,310	86,96,620	21,65,425	18,46,537	17,44,058
„ Pacific „	—	—	—	—	—	1,00,270	2,07,390	33,668	17,378	5,492
Other Foreign Countries	—	—	—	—	—	800	1,000	150	100	189
TOTAL FOREIGN COUNTRIES						43,49,590	94,56,960	25,70,170	22,67,184	21,24,982

(a) Separately recorded from 1922-23

* Included in Turkey, as from prior to 1921-22.

† Shown as "Tanganyika Territory" under the British Empire from 1921-22.

(b) Duty was collected on R24,44,752 in 1923-24.

ARTICLES, AND COUNTRIES OF CONSIGNMENT; ALSO SHARE OF EACH PROVINCE	QUANTITY					VALUE				
	1919-20	1920-21	1921-22	1922-23	1923-24	1919-20	1920-21	1921-22	1922-23	1923-24
Vehicles, excluding locomotives, etc., for railways—continued						R	R	R	R	R
<i>Mechanically propelled vehicles (excluding railway locomotives and tractors)—continued</i>										
Parts of mechanically propelled vehicles and accessories, other than of aircraft (excluding rubber tyres) (III. F)—continued										
Share of Bengal	—	—	—	—	—	23,02,350	68,92,460	19,93,386	17,00,334	13,19,531
" Bombay	—	—	—	—	—	27,31,700	67,61,800	34,09,096	16,89,123	11,79,329
" Snd	—	—	—	—	—	3,94,710	15,93,150	4,21,258	2,10,825	3,72,997
" Madras	—	—	—	—	—	5,17,660	14,80,640	6,38,034	6,76,111	6,75,936
" Burma	—	—	—	—	—	4,65,940	7,87,330	5,22,025	3,94,029	3,55,109
TOTAL	—	—	—	—	—	65,02,260(a)	1,75,15,380	59,86,799	46,70,422	42,33,222(a)
<i>Total value of mechanically propelled vehicles (excluding railway locomotives and tractors) —</i>										
United Kingdom	—	—	—	—	—	78,88,750	3,84,65,940	1,35,92,800	66,70,470	73,60,988
Aden and Dependencies	—	—	—	—	—	13,730	14,140	19,388	16,003	9,295
Mesopotamia *	—	—	—	—	—	—	—	43,263	2,17,374	1,60,258
Bahrain Islands	—	—	—	—	—	..	180	442	3,100	..
Ceylon	—	—	—	—	—	1,00,430	2,68,890	1,28,372	64,722	51,368
Straits Settlements (including Labuan)	—	—	—	—	—	98,660	1,59,810	6,22,666	6,02,684	1,74,087
Federated Malay States	—	—	—	—	—	1,000	750	350
Hongkong	—	—	—	—	—	5,330	160	14,291	1,000	..
Egypt †	—	—	—	—	—	4,400	2,750	11,365	2,852	—
Cape of Good Hope	—	—	—	—	—	3,450	..
Natal	—	—	—	—	—	800	17,870	4,440	12,040	3,580
Zanzibar and Pemba	—	—	—	—	—	2,800	7,000	3,800
Kenya Colony	—	—	—	—	—	40	440	5,460	2,332	0,124
Tanganyika Territory	—	—	—	—	—	—	—	6,540	3,500	..
Mauritius and Dependencies	—	—	—	—	—	21,075	10,875
Canada —										
Vid Atlantic Coast	—	—	—	—	—	64,380	87,10,520	20,68,297	43,09,484	70,22,247
" Pacific "	—	—	—	—	—	..	3,36,970	28,500	9,358	..
British West India Islands	—	—	—	—	—	..	2,010
Victoria	—	—	—	—	—	10,420	9,420	7,610	310	..
New South Wales	—	—	—	—	—	..	38,060	190
Queensland	—	—	—	—	—	3,500	..
Australian Commonwealth (Total)	—	—	—	—	—	10,420	47,480	7,800	3,310	..
TOTAL BRITISH EMPIRE	—	—	—	—	—	76,89,740	4,80,34,160	1,65,57,924	1,10,44,004	1,51,05,172
Sweden †	—	—	—	—	—	7,000	16,550	432
Denmark	—	—	—	—	—	6,820	..	1,855
Germany	—	—	—	—	—	..	10,42,440	5,23,959	7,04,085	3,73,721
Netherlands	—	—	—	—	—	..	74,780	11,946	62,590	59,301
Belgium	—	—	—	—	—	4,060	28,31,760	8,65,500	5,95,653	4,68,049
Luxemburg	—	—	—	—	—	—	—	..	20,182	..
France	—	—	—	—	—	46,440	24,02,020	11,04,504	4,76,350	6,00,438
Spain	—	—	—	—	—	25,526	233
Switzerland	—	—	—	—	—	1,410	2,290	23,553	7,518	4,402
Italy	—	—	—	—	—	4,74,107	39,38,070	13,35,592	7,21,040	11,87,650

* Included in Turkey, Asiatic prior to 1921-22.
 (a) Duty was collected on R65,02,190 in 1919-20, and on R42,23,795 in 1923-24.
 † Shown as a Foreign country from 1922-23.

No. 13—continued

ARTICLES, AND COUNTRIES OF CONSIGNMENT; ALSO SHARE OF EACH PROVINCE	QUANTITY					VALUE				
	1919-20	1920-21	1921-22	1922-23	1923-24	1919-20	1920-21	1921-22	1922-23	1923-24
						R	R	R	R	R
ehicles, excluding loco- motives, etc., for railways— continued										
Mechanically propelled vehi- cles, excluding railway lo- comotives and tractors— concluded.										
Total value of mechanically propel- led vehicles and accessories (exclud- ing locomotives and tractors)— continued.										
Austria	—	—	—	—	—	4,840	4,820	10,752	1,16,359	201
Hungary	—	—	—	—	—	—	—	..	122	..
Greece	—	—	—	—	—	1,000
Turkey, European	—	—	—	—	—	..	32,160
Turkey, Asiatic	—	—	—	—	—	—	—
Persian Gulf	—	—	—	—	—	1,800	13,230	—
Native States in Arabia other than Muskat Terri- tory and Trucial Oman	—	—	—	—	—	..	4,290
Persia	—	—	—	—	—	1,480	1,400	4,180	1,745	85
Java	—	—	—	—	—	71,310	1,31,770	1,700	..	16,400
Siam	—	—	—	—	—	12,500	440	4,716
Philippine Islands and Guam	—	—	—	—	—	45,750	130	6,856	..	1,300
China (exclusive of Hongkong and Macao)	—	—	—	—	—	..	13,850	1,115	1,685	1,550
Japan	—	—	—	—	—	12,710	17,790	11,048	11,533	9,355
Egypt †	—	—	—	—	—	—	—	—	—	6,048
Portuguese East Africa	—	—	—	—	—	4,760	2,648
German East Africa †	—	—	—	—	—	..	6,050	—	—	—
United States of America— Via Atlantic Coast	—	—	—	—	—	3,04,23,520	6,30,38,710	65,44,322	70,57,792	98,99,240
" Pacific "	—	—	—	—	—	4,82,010	18,25,650	1,43,669	25,709	20,759
Other Foreign Countries	—	—	—	—	—	500	100	435
TOTAL FOREIGN COUNTRIES	—	—	—	—	—	3,15,94,690	7,58,98,790	1,06,14,731	96,27,939	1,27,21,157
Share of Bengal	—	—	—	—	—	1,41,79,210	4,91,12,670	91,64,171	66,81,363	92,83,720
" Bombay	—	—	—	—	—	1,50,16,630	4,43,77,940	1,13,93,840	87,48,536	97,48,980
" Sind	—	—	—	—	—	24,76,940	98,01,990	16,61,943	9,71,945	23,69,768
" Madras	—	—	—	—	—	37,38,340	1,18,19,470	29,07,306	31,82,236	37,12,994
" Burma	—	—	—	—	—	28,73,310	83,21,180	21,45,395	20,87,863	30,20,877
TOTAL	—	—	—	—	—	3,92,84,430	12,84,32,950	2,71,72,055	2,15,71,943	2,81,20,329
Ships, parts of (III. P)—										
United Kingdom	—	—	—	—	—	27,57,950	19,86,270	84,92,889	52,61,798	64,60,499
Aden and Dependencies	—	—	—	—	—	200	3,230
Mesopotamia *	—	—	—	—	—	—	—	33,543	3,98,374	5,27,500
Bahrein Islands	—	—	—	—	—	..	2,500
Maldives	—	—	—	—	—	50	..
Ceylon	—	—	—	—	—	60	3,150	998	1,343	1,22,060
Strait Settlements (including Labuan)	—	—	—	—	—	300	12,020	9,465	32,876	8,908
Hongkong	—	—	—	—	—	..	5,000
Seychelles	—	—	—	—	—	3,600
TOTAL BRITISH EMPIRE	—	—	—	—	—	27,58,560	20,11,170	85,86,893	58,91,441	71,22,567

* Included in Turkey, Asiatic prior to 1921-22.
† Shown as "Tanganyika Territory" under the British Empire from 1921-22.
‡ Shows as a Foreign country from 1923-24.

GENERAL IMPORTS

(540)

No. 13—continued

ARTICLES, AND COUNTRIES OF CONSIGNMENT; ALSO SHARE OF EACH PROVINCE	QUANTITY					VALUE				
	1919-20	1920-21	1921-22	1922-23	1923-24	1919-20	1920-21	1921-22	1922-23	1923-24
						R	R	R	R	R
Vehicles, excluding locomotives, etc., for railways—continued										
<i>Ships, parts of (III. P)—continued</i>										
Sweden	—	—	—	—	—	66,770	76,480	6,046
Germany	—	—	—	—	—	12,858	15,058
Netherlands	—	—	—	—	—	1,055	..
France	—	—	—	—	—	280	..	225
Italy	—	—	—	—	—	10	9,050	7,000
Austria	—	—	—	—	—	3,445	3,291
Hungary	—	—	—	—	—
Turkey, Asiatic	—	—	—	—	—
Persian Gulf	—	—	—	—	—	..	1,200	—	—	—
Native States in Arabia other than Muscat Territory and Trucial Oman	—	—	—	—	—	—	—	—	—	1,000
United States of America—										
<i>Via Atlantic Coast</i>	—	—	—	—	—	1,21,930	1,18,060	4,00,992	8,946	11,237
<i>" Pacific "</i>	—	—	—	—	—	620	3,800	11,802	3,070	..
Other Foreign Countries	—	—	—	—	—	50	700	400	..	390
TOTAL FOREIGN COUNTRIES	—	—	—	—	—	1,89,810	2,09,290	4,20,465	29,374	30,976
<i>Share of Bengal</i>	—	—	—	—	—	3,35,630	40,170	62,24,402	17,18,361	6,34,261
<i>" Bombay</i>	—	—	—	—	—	1,47,100	2,07,720	16,10,456	27,86,911	45,84,523
<i>" Sind</i>	—	—	—	—	—	32,270	1,11,900	1,62,517	1,69,675	1,09,810
<i>" Madras</i>	—	—	—	—	—	22,220	44,530	6,168	2,727	7,252
<i>" Burma</i>	—	—	—	—	—	24,11,160	18,16,140	9,69,815	10,56,141	18,17,697
TOTAL	—	—	—	—	—	29,48,370	22,20,460(a)	89,63,358(a)	67,23,815	71,53,543(a)
Total value of vehicles, excluding locomotives, etc. for railways—										
United Kingdom	—	—	—	—	—	—	—	—	1,62,17,765	1,98,22,826
Aden and Dependencies	—	—	—	—	—	—	—	—	10,128	9,325
Mesopotamia*	—	—	—	—	—	—	—	—	6,15,813	6,97,033
Bahrain Islands	—	—	—	—	—	—	—	—	3,100	..
Ceylon	—	—	—	—	—	—	—	—	71,273	1,78,590
Straits Settlements (including Labuan)	—	—	—	—	—	—	—	—	6,95,255	2,21,729
Hongkong	—	—	—	—	—	—	—	—	1,250	725
Egypt †	—	—	—	—	—	—	—	—	2,052	—
Natal	—	—	—	—	—	—	—	—	12,000	3,730
Cape of Good Hope	—	—	—	—	—	—	—	—	3,450	..
Kenya Colony	—	—	—	—	—	—	—	—	4,333	6,224
Tanganyika Territory	—	—	—	—	—	—	—	—	3,500	..
Mauritius and Dependencies	—	—	—	—	—	—	—	—	21,345	19,875
Seychelles	—	—	—	—	—	—	—	—	..	3,600
Canada—										
<i>Via Atlantic Coast</i>	—	—	—	—	—	—	—	—	43,00,484	76,22,247
<i>" Pacific "</i>	—	—	—	—	—	—	—	—	9,358	30
South Australia (including Northern Territory)	—	—	—	—	—	—	—	—	233	..
Victoria	—	—	—	—	—	—	—	—	310	..
Queensland	—	—	—	—	—	—	—	—	3,506	..
Australian Commonwealth (Total)	—	—	—	—	—	—	—	—	4,043	..
Other British Possessions	—	—	—	—	—	—	—	—	1,285	400
TOTAL BRITISH EMPIRE	—	—	—	—	—	—	—	—	2,19,92,394	2,85,77,334

* Included in Turkey, Asiatic prior to 1921-22.
(a) Data was collected on R22,17,966 in 1920-21, on R89,63,208 in 1921-22 and on R66,25,743 in 1923-24.
† Shown as a Foreign country from 1923-24.

No. 13—continued

ARTICLES, AND COUNTRIES OF CONSIGNMENT; ALSO SHARE OF EACH PROVINCE	QUANTITY					VALUE				
	1919-20	1920-21	1921-22	1922-23	1923-24	1919-20	1920-21	1921-22	1922-23	1923-24
Vehicles, excluding loco- motives, etc., for railways —concluded						R	R	R	R	R
<i>Total value of Vehicles, ex- cluding locomotives, etc., for railways—continued</i>										
Sweden	—	—	—	—	—	—	—	—	8,576	1,302
Denmark	—	—	—	—	—	—	—	—	..	2,077
Germany	—	—	—	—	—	—	—	—	16,01,428	16,46,589
Netherlands	—	—	—	—	—	—	—	—	2,20,064	1,26,926
Belgium	—	—	—	—	—	—	—	—	10,99,917	6,70,393
Luxemburg	—	—	—	—	—	—	—	—	20,182	..
France	—	—	—	—	—	—	—	—	4,82,680	6,72,363
Spain	—	—	—	—	—	—	—	—	26,526	233
Switzerland	—	—	—	—	—	—	—	—	8,582	4,402
Italy	—	—	—	—	—	—	—	—	7,24,016	11,92,098
Austria	—	—	—	—	—	—	—	—	1,22,023	6,087
Hungary	—	—	—	—	—	—	—	—	122	..
Persia	—	—	—	—	—	—	—	—	1,745	335
Native States in Arabia other than Maskat Territory and Trucial Oman	—	—	—	—	—	—	—	—	..	1,000
Java	—	—	—	—	—	—	—	—	2,00 ⁰	14,450
Philippine Islands and Guam	—	—	—	—	—	—	—	—	40 ⁶	1,300
China (exclusive of Hong- kong and Macão)	—	—	—	—	—	—	—	—	1,085	1,550
Japan	—	—	—	—	—	—	—	—	4,76,066	3,95,068
Portuguese East Africa	—	—	—	—	—	—	—	—	160	2,848
United States of America— Via Atlantic Coast	—	—	—	—	—	—	—	—	74,20,855	1,01,58,941
„ Pacific „	—	—	—	—	—	—	—	—	24,175	2,514
Other Foreign Countries	—	—	—	—	—	—	—	—	210	1,265
Egypt †	—	—	—	—	—	—	—	—	—	6,063
TOTAL FOREIGN COUNTRIES	—	—	—	—	—	—	—	—	1,22,04,107	1,48,32,144
<i>Share of Bengal</i>	—	—	—	—	—	—	—	—	1,13,44,597	1,39,09,837
„ Bombay	—	—	—	—	—	—	—	—	1,32,70,095	1,65,06,389
„ Sind	—	—	—	—	—	—	—	—	18,00,462	35,56,320
„ Madras	—	—	—	—	—	—	—	—	39,32,970	44,92,418
„ Burma	—	—	—	—	—	—	—	—	39,08,377	58,44,484
TOTAL	—	—	—	—	—	—	—	—	3,42,50,501	4,34,00,478
Wax of all kinds, other than paraffin wax (excluding candles) (II. L)—	Cwts.	Cwts.	Cwts.	Cwts.	Cwts.					
United Kingdom	128	93	158	180	137	11,090	9,550	16,998	12,529	10,216
Adon and Dependencies	3	..	446	237	9	160	..	32,014	14,994	595
Straits Settlements (including Labuan)	494	68	209	70	50	11,400	9,150	11,991	5,272	4,232
Zanzibar and Pemba	2	63	150	3,082
Tanganyika Territory	—	—	62	—	—	2,795
Kenya Colony	62	27	86	8,690	1,400	5,321	..
Other British Possessions	14	6	..	9	2	640	370	..	534	100
TOTAL BRITISH EMPIRE	639	231	965	600	108	24,190	22,910	67,220	38,650	16,142
Germany	6	11	5	48	..	810	2,221	800	3,204
China (exclusive of Hongkong and Macão)	85	2,040
Japan	1,332	609	1,503	2,019	1,152	73,420	36,370	96,016	1,27,925	64,893
Dutch Guiana	400	8,986
Portuguese East Africa	324	128	585	384	..	23,840	7,320	21,930	22,287	..
United States of America— Via Atlantic Coast	1,200	15	214	151	172	37,400	3,760	12,968	6,210	7,103
„ Pacific „	5	..	2	440	..	238
Other Foreign Countries	3	9	9	17	15	220	440	381	885	447
TOTAL FOREIGN COUNTRIES	2,989	767	2,674	2,576	1,387	1,36,960	48,700	1,43,640	1,57,667	76,677
<i>Share of Bengal</i>	1,914	258	1,172	869	613	61,330	23,150	37,331	58,107	32,006
„ Bombay	1,387	682	2,368	2,103	795	85,690	41,260	1,42,931	1,27,830	42,396
„ Sind	61	1	..	4	14	4,050	140	56	105	1,097
„ Madras	16	21	32	32	101	1,300	3,550	4,522	4,256	3,501
„ Burma	271	36	77	168	162	3,760	3,450	5,680	5,969	6,821
TOTAL	3,628	963	3,630	3,176	1,576	1,61,150	71,610	2,10,920	1,96,317	90,819

† Shown as a Foreign country from 1923-24.

ARTICLES, AND COUNTRIES OF CONSIGNMENT; ALSO SHARE OF EACH PROVINCE	QUANTITY					VALUE				
	1919-20	1920-21	1921-22	1922-23	1923-24	1919-20	1920-21	1921-22	1922-23	1923-24
Wood and Timber—										
<i>Timber, other than railway sleepers—</i>										
Deal and pinewood (II. R)—	Cubic tons	Cubic tons	Cubic tons	Cubic tons	Cubic tons					
United Kingdom	270	266	91	140	230	30,440	60,080	35,080	47,055	58,337
Straits Settlements (including Labuan)	416	62,100
Canada—										
<i>Vid Atlantic Coast</i>	4,312	6,62,035
<i> " Pacific " " "</i>	101	..	5,008	1,901	..	17,680	..	5,10,673	2,10,185
Other British Possessions	4	3	278	430
TOTAL BRITISH EMPIRE .	270	783	4,403	5,158	2,230	30,440	1,39,800	6,97,124	5,67,036	2,68,952
Sweden	26	49	1,154	767	1,132	6,670	11,290	2,25,060	1,20,897	1,44,619
Norway	834	932	295	420	32	1,80,170	2,27,420	58,195	67,453	4,836
Germany	133	177	33	10,440	23,198	5,743
Italy	76	160	41	8,061	16,698	3,991
Austria	320	339	572	43,150	33,990	54,188
Hungary
Czechoslovakia	14	1,525	..
Philippine Islands and Guam	20	4,590
China (exclusive of Hongkong and Macao)	379	72,300
Java	80	12,015	..	18
Japan	3,746	187	50	1	416	9,25,930	47,070	11,330	109	80,485
Egypt †	2	270
United States of America—										
<i>Vid Atlantic Coast</i>	1,214	4,037	812	85	..	2,19,760	6,47,106	1,01,606	9,303
<i> " Pacific " " "</i>	1,160	6,284	..	86	..	3,05,230	11,78,220	..	8,882	..
Colombia	100	10,750	..
TOTAL FOREIGN COUNTRIES	5,786	9,045	6,145	2,885	2,318	14,31,500	17,59,050	10,25,284	3,85,198	3,32,543
<i>Share of Bengal</i>	74	2,109	5,076	890	1,060	21,610	3,74,890	8,22,687	1,19,993	1,22,059
<i> " Bombay</i>	5,241	6,860	4,877	6,011	2,369	12,85,080	13,10,270	7,94,751	6,57,972	2,86,766
<i> " Sind</i>	192	708	695	984	645	36,790	1,71,770	1,04,970	1,41,873	37,054
<i> " Madras</i>	11	1	1	830	1,660	38
<i> " Burma</i>	538	151	..	157	468	1,17,720	39,880	..	31,331	1,05,578
TOTAL	6,056	9,828	10,548	8,043	4,543	14,62,030	18,99,810	17,32,408	6,52,234	6,01,405
Jarrah wood (II. R.) (a)—	Cubic tons	Cubic tons	Cubic tons	Cubic tons	Cubic tons					
United Kingdom	140
Western Australia	275	938	385	493	..	34,370	1,18,607	39,372	48,112
<i>Australian Commonwealth (Total)</i>	275	938	385	493	..	34,370	1,18,607	39,372	48,112
TOTAL BRITISH EMPIRE	..	275	938	385	493	..	34,370	1,18,607	39,372	48,252
<i>Share of Bengal</i>	74	3,470
<i> " Bombay</i>	525	355	493	69,061	39,372	48,112
<i> " Sind</i>	140
<i> " Madras</i>	291	413	30,966	49,546
TOTAL	..	275	938	385	493	..	34,370	1,18,607	39,372	48,252
Teak wood (II. R.)—	Cubic tons	Cubic tons	Cubic tons	Cubic tons	Cubic tons					
United Kingdom	18	50	..	7	..	2,060	12,730	..	2,737	402
Ceylon	128	..	10	20	2	35,050	..	2,195	2,952	270
Straits Settlements (including Labuan)	61	153	51	101	1,597	10,730	29,410	14,242	6,036	2,10,347
TOTAL BRITISH EMPIRE	197	203	61	128	1,599	48,440	42,140	16,441	12,675	2,20,118

(a) Sleepers of Jarrah and other wood are included in "Sleepers of wood" under "Railway plant and rolling stock."
 † Shown as a Foreign country from 1923-24.

No. 13—continued

ARTICLES, AND COUNTRIES OF CONSIGNMENT; ALSO SHARE OF EACH PROVINCE	QUANTITY					VALUE				
	1919-20	1920-21	1921-22	1922-23	1923-24	1919-20	1920-21	1921-22	1922-23	1923-24
						R	R	R	R	R
Wood and Timber—continued										
<i>Timber, other than railway sleepers—continued</i>										
Teak wood (II. R)—continued	Cubic tons	Cubic tons	Cubic tons	Cubic tons	Cubic tons					
Java	305	14	19	156	78	79,650	1,850	3,650	10,576	8,991
Celebes and other Islands	10	2,000	..
Indo-China (including Cochin-China, Cambodia, Annam, Tonkin and French leased territories in China)	2,444	167	..	747	2,016	4,44,980	29,010	..	80,118	3,21,883
Siam	36,338	29,684	26,843	15,685	11,207	72,96,240	58,40,080	48,12,442	25,15,556	16,53,382
China (exclusive of Hongkong and Macao)	..	99	23,750
United States of America—										
<i>Via Pacific Coast</i>	398	46,135	..
Other Foreign Countries	2	1	550	300
TOTAL FOREIGN COUNTRIES	39,177	20,956	26,863	16,895	13,301	78,20,770	54,01,270	48,16,401	26,72,385	10,84,256
Shars of Bengal	270	2,223	576	89	90	54,630	4,08,965	71,569	10,111
" Bombay	35,849	27,044	24,436	16,621	14,809	72,43,950	48,78,440	43,25,526	24,72,708	21,93,492
" Sind	250	317	60,770	55,670	4
" Madras	3,275	2,628	215	693	2	5,64,400	4,64,620	33,347	1,18,786	128
" Burma	133	50	..	21,997	345
TOTAL	39,374	30,159	26,024	17,023	14,000	78,60,210(a)	54,43,410(a)	48,32,842	26,85,060	22,04,374
Other timber (II. R)—	Cubic tons	Cubic tons	Cubic tons	Cubic tons	Cubic tons					
United Kingdom	629	421	1,008	383	265	85,390	40,270	26,950	1,14,504	49,012
Ceylon	2,662	2,967	3,424	3,063	2,510	1,13,310	1,28,840	1,87,708	1,15,814	1,20,447
Straits Settlements (including Labuan)	6,589	6,595	6,199	4,317	2,971	7,24,340	6,83,070	4,79,349	3,80,100	2,66,444
Federated Malay States	94	7,920
Hongkong	283	2	..	20,770	75	..
Natal	32	1	1,020	85
Zanzibar and Pemba	49	223	138	450	185	3,410	15,700	14,551	22,865	6,667
Kenya Colony	300	239	172	243	278	18,100	14,260	12,873	10,793	14,001
Canada—										
<i>Via Atlantic Coast</i>	200	..	5	25,000	..	150
" Pacific "	1	150	..
Western Australia	26	..	387	3,420	..	77,456	5	..
South Australia (including Northern Territory)	..	2,618	13	3,97,800	1,155
Victoria	10	1,040	..
New South Wales	7	..	6	210	..	76
Australian Commonwealth (Total)	33	2,618	406	10	..	3,630	3,97,800	78,687	1,045	..
Other British Possessions	1	20	11	13	2	50	1,530	290	588	100
TOTAL BRITISH EMPIRE	10,398	13,089	10,553	8,482	6,320	9,78,990	12,81,470	8,24,498	6,54,193	4,65,516
Sweden	76	170	24	20,854	27,946	3,573
Norway	12	56	3,390	13,520
Denmark	5	1,632	..
Germany	1	..	3	27	..	00	..	1,208	6,539
Turkey Asiatic
Persian Gulf	17	8	520	1,810
Maskat Territory and Trucial Oman	62	50	1	4,250	3,523	160
Java	52	65	10	3	..	11,640	10,020	1,000	60	110
Siam	4,414	1,941	3,332	536	1,386	5,28,560	2,71,230	6,51,886	75,344	1,56,306
Philippine Islands and Guam	1,411	..	6	71	110	3,17,590	..	1,200	9,570	17,601
China (exclusive of Hongkong and Macao)	..	18	10	2,480	2,755
Japan	425	449	38	2	3	92,420	1,74,010	4,204	33	508
Malagascar	155	70	148	250	43	13,310	4,560	15,027	6,892	1,920

(a) Duty was collected on 878,50,130 in 1919-20 and on 854,22,059 in 1920-21.

ARTICLES, AND COUNTRIES OF CONSIGNMENT; ALSO SHARE OF EACH PROVINCE	QUANTITY					VALUE				
	1919-20	1920-21	1921-22	1922-23	1923-24	1919-20	1920-21	1921-22	1922-23	1923-24
Wood and Timber—continued										
<i>Timber, other than railway sleepers—concluded</i>										
Other timber (II. B.)—continued	Cubic tons	Cubic tons	Cubic tons	Cubic tons	Cubic tons	R	R	R	R	R
United States of America—										
<i>Via Atlantic Coast</i>	1,108	1,178	1,336	802	243	1,73,650	1,36,100	1,72,620	1,01,588	18,053
<i>„ Pacific</i> „	4,541	5,250	512	250	78	8,06,360	9,23,560	70,261	25,800	8,912
Other Foreign Countries	11	..	13	21	26	1,340	20	860	1,027	1,218
TOTAL FOREIGN COUNTRIES	12,208	9,031	5,481	2,213	1,041	10,53,050	15,38,000	8,40,607	2,54,130	2,14,890
<i>Share of Bengal</i>	10,214	7,533	4,908	2,030	84½	16,30,810	9,79,930	3,68,318	2,05,268	77,607
<i>„ Bombay</i>	7,243	8,554	6,372	3,076	3,055	9,63,320	12,97,790	7,57,516	4,10,241	3,40,430
<i>„ Sind</i>	639	604	497	1,041	616	46,560	41,690	46,721	45,305	27,435
<i>„ Madras</i>	2,711	3,351	4,623	3,144	2,629	1,21,770	2,60,700	3,52,840	1,21,776	1,22,135
<i>„ Burma</i>	1,799	1,578	1,734	1,404	1,287	1,69,620	2,40,020	1,49,770	1,25,713	1,12,879
TOTAL	22,600	22,120	16,034	10,695	8,261	29,32,020	28,10,530	10,65,165	9,08,323	6,81,406
Total Timber, other than railway sleepers—	Cubic tons	Cubic tons	Cubic tons	Cubic tons	Cubic tons					
United Kingdom	812	737	1,099	536	501	1,17,860	1,13,030	61,043	1,64,376	1,07,81
Ceylon	2,705	2,987	3,434	3,083	2,522	1,48,060	1,28,840	1,89,993	1,18,268	1,20,764
Straits Settlements (including Labuan)	6,650	7,164	5,250	4,418	4,568	7,35,070	7,74,580	4,03,591	3,96,045	4,85,791
Federated Malay States	94	7,920
Hongkong	283	2	..	29,770	75	..
Natal	32	3	1,020	155
Zanzibar and Pemba	49	223	133	450	185	3,410	16,700	14,551	22,665	6,067
Kenya Colony	300	239	172	243	278	18,100	14,260	12,873	10,793	14,691
Canada —										
<i>Via Atlantic Coast</i>	4,512	..	5	6,87,035	..	150
<i>„ Pacific</i> „	101	..	5,009	1,991	..	17,080	..	5,19,823	2,10,185
Western Australia	26	275	1,325	385	493	3,420	34,370	1,06,063	30,377	48,112
South Australia (including Northern Territory)	2,618	13	3,97,800	1,155
Victoria	7	10	..	210	1,040	..
New South Wales	6	76	..	322
Australian Commonwealth (Total)	33	2,523	1,344	395	493	3,630	4,32,170	1,97,294	40,417	48,434
Other British Possessions	1	26	11	17	2	50	1,530	200	814	100
TOTAL BRITISH EMPIRE	10,865	14,350	15,955	14,153	10,842	10,57,870	14,97,840	10,56,670	12,73,276	10,02,838
Sweden	26	49	1,230	937	1,156	6,670	11,290	2,46,914	1,48,843	1,08,192
Norway	846	988	205	420	32	1,92,560	2,41,240	58,195	67,453	4,830
Denmark	5	1,632	..
Germany	1	133	180	60	..	60	19,449	24,406	12,282
Italy	79	160	41	420	..	9,261	10,710	3,991
Austria	320	340	572	43,150	84,380	54,204
Hungary
Czechoslovakia	14	1,525	..
Turkey, Asiatic
<i>Persian Gulf</i>	17	8	520	1,810
Maskat Territory and Trucial Oman	62	2	..	50	1	4,250	550	..	3,523	160
Java	447	79	109	158	78	91,190	11,870	16,674	19,636	9,119
Siam	40,752	31,625	30,175	16,171	12,593	78,24,800	56,17,310	53,64,328	25,90,900	18,09,698
Celebes and other Islands	10	2,000	..
Indo-China (including Cochinchina, Cambodia, Annam, Tonkin and French leased territories in China)	2,444	157	..	747	2,016	4,44,080	20,010	..	30,118	3,21,883
Philippine Islands and Guam	1,431	..	6	71	110	3,22,180	..	1,200	9,570	17,691
China (exclusive of Hongkong and Macao)	401	10	98,560	2,765
Japan	4,171	636	88	3	419	10,18,350	2,21,980	15,543	142	89,903
Egypt †	21	1,157
Madagascar	155	70	148	250	43	13,310	4,860	15,027	6,390	1,820
United States of America—										
<i>Via Atlantic Coast</i>	1,108	2,392	5,373	1,614	328	1,73,650	3,55,940	8,19,716	2,03,284	27,446
<i>„ Pacific</i> „	5,701	11,584	512	734	78	11,11,590	21,01,780	70,261	80,817	8,912
Colombia	100	10,750	..
Other Foreign Countries	11	..	11	20	7	920	20	860	625	315
TOTAL FOREIGN COUNTRIES	57,171	48,032	38,489	21,993	17,555	1,12,05,390	86,90,280	66,82,352	33,11,713	25,31,689

† Shown as a Foreign Country from 1923-24.

No. 13—continued

ARTICLES, AND COUNTRIES OF CONSIGNMENT; ALSO SHARE OF EACH PROVINCE	QUANTITY					VALUE				
	1919-20	1920-21	1921-22	1922-23	1923-24	1919-20	1920-21	1921-22	1922-23	1923-24
						R	R	R	R	R
Wood and Timber—continued										
Total Timber, other than rail- way sleepers—continued	Cubic tons	Cubic tons	Cubic tons	Cubic tons	Cubic tons					
Share of Bengal	10,238	9,986	10,207	3,496	1,993	16,52,310	14,12,920	16,49,970	3,96,855	2,09,671
„ Bombay	48,333	42,458	36,260	25,093	20,726	94,92,350	74,86,600	69,46,854	35,60,293	25,68,820
„ Sind	1,031	1,629	1,092	2,025	1,191	1,44,120	2,69,130	1,51,695	1,87,178	1,14,629
„ Madras	5,997	6,580	6,151	3,538	2,532	6,86,940	7,45,620	4,40,733	2,41,622	1,22,559
„ Burma	2,337	1,729	1,734	1,694	1,755	2,87,340	2,79,950	1,40,770	1,79,041	9,18,302
TOTAL	68,036	62,382	54,444	36,140	28, 07	1,22,63,260	1,01,94,120	83,80,022	45,84,980	35,34,527
Food—										
Firewood (H. R.)—	Tons	Tons	Tons	Tons	Tons					
United Kingdom	150	502	482	23	40	3,860	7,620	8,288	435	1,248
Ceylon	795	894	626	415	184	11,380	12,260	11,459	6,276	1,721
Straits Settlements (including Labuan)	375	48	50	14	..	5,660	490	250	98	..
Other British Possessions	4	7	1	15	33	60	70	25	200	645
TOTAL BRITISH EMPIRE	1,324	1,440	1,169	472	207	10,000	20,440	20,022	7,000	8,600
United States of America— Via Atlantic Coast	466	227	214	249	257	7,360	3,300	3,294	3,480	4,126
„ Pacific	15	664	220	98,750
Other Foreign Countries	1	36	5	..	2	30	390	160	10	15
TOTAL FOREIGN COUNTRIES	482	927	210	249	259	7,610	1,02,440	3,454	3,490	4,140
Share of Bengal	500	1,023	276	249	273	7,370	1,03,320	4,068	3,485	4,199
„ Bombay	114	88	79	..	40	2,410	1,640	2,090	..	804
„ Sind	21	2	6	43	19	220	70	160	640	310
„ Madras	791	1,265	968	429	184	11,300	17,790	16,905	6,374	1,718
„ Burma	380	5	60	..	2	5,710	60	353	..	18
TOTAL	1,806	2,373	1,378	721	466	27,510	1,22,850	23,476	10,499	7,640
Ornamental—										
Ebony (H. R.)—										
Zanzibar and Pemba	1,721	584
Other British Possessions	290	240	..	207	1,358
TOTAL BRITISH EMPIRE	290	240	..	1,928	1,887
United States of America— Via Atlantic Coast	710
Share of Bengal	70	..	1,199	..
„ Bombay	522	1,338
„ Sind	207	..
„ Madras	290	355
„ Burma	170	710
TOTAL	290	240	..	1,928	2,607
Santal (H. R.)—	Tons	Tons	Tons	Tons	Tons					
Ceylon	8	..	1	18	..	4,160	130	324	8,067	71
Straits Settlements (including Labuan)	111	233	85	332	153	59,910	1,00,230	45,420	1,16,523	40,168
Zanzibar and Pemba	4	..	25	460	20	1,090	..	302
Kenya Colony	37	18	25	10,380	4,990	4,531
Western Australia	216	545	310	193	394	1,21,110	2,50,930	1,52,820	88,434	1,78,382
New South Wales	10	4,312
Queensland	20	9,077	..
<i>Australian Commonwealth (Total)</i>	<i>216</i>	<i>545</i>	<i>320</i>	<i>213</i>	<i>394</i>	<i>1,21,110</i>	<i>2,50,930</i>	<i>1,57,131</i>	<i>97,511</i>	<i>1,78,382</i>
Other British Possessions	2	..	210	120	398	637	217
TOTAL BRITISH EMPIRE	402	796	436	565	573	1,96,220	3,65, 80	2,09,544	2,22,628	2,19,230

ARTICLES, AND COUNTRIES OF CONSIGNMENT; ALSO SHARE OF EACH PROVINCE	QUANTITY					VALUE				
	1919-20	1920-21	1921-22	1922-23	1923-24	1919-20	1920-21	1921-22	1922-23	1923-24
	Tons	Tons	Tons	Tons	Tons	R	R	R	R	R
Wood and Timber—continued										
<i>Wood—continued</i>										
<i>Ornamental—continued</i>										
<i>Sandal (II. R)—continued</i>										
China (exclusive of Hongkong and Macao)	1	..	4	258	..	1,083
Japan	1	..	18	541	..	43,182
Madagascar	20	25	63	6,580	2,380	9,072
Other Foreign Countries	220	70	1
TOTAL FOREIGN COUNTRIES	20	25	65	..	22	6,900	2,450	9,871	..	44,216
<i>Share of Bengal</i>	..	4	1,070	1,740	..	160	213
<i>Bombay</i>	341	729	442	401	434	1,58,400	3,21,460	1,87,325	1,82,402	1,88,629
<i>Sind</i>	75
<i>Madras</i>	25	14	12	99	25	14,130	7,940	7,379	6,823	42,059
<i>Burma</i>	56	74	46	65	136	29,490	36,690	24,711	33,243	32,470
TOTAL	422	821	600	665	595	2,03,030(a)	3,67,830	2,19,415	2,22,628	2,68,446(a)
<i>Other kinds (II. R)—</i>										
United Kingdom	—	—	—	—	—	32,280	32,870	27,599	84,382	39,726
Straits Settlements (including Labuan)	—	—	—	—	—	1,000	7,640	400	256	619
Hongkong	—	—	—	—	—	5,555
Zanzibar and Pemba	—	—	—	—	—	950	12,780	536	..	765
Other British Possessions	—	—	—	—	—	100	1,472	..
TOTAL BRITISH EMPIRE	—	—	—	—	—	34,280	53,290	28,601	86,080	46,655
Portuguese East Africa	—	—	—	—	—	1,310	..	1,850
German East Africa †	—	—	—	—	—	..	7,010
Madagascar	—	—	—	—	—	620	12,090	10,806	1,217	12,081
United States of America— <i>Via Atlantic Coast</i>	—	—	—	—	—	1,520	10,352	200
<i>Pacific</i>	—	—	—	—	—	617
Other Foreign Countries	—	—	—	—	—	460	230	505	571	1,510
TOTAL FOREIGN COUNTRIES	—	—	—	—	—	3,910	19,860	22,778	12,140	14,691
<i>Share of Bengal</i>	—	—	—	—	—	33,760	26,270	39,091	72,751	19,229
<i>Bombay</i>	—	—	—	—	—	3,430	40,390	10,710	23,423	39,163
<i>Sind</i>	—	—	—	—	—	..	5,010	992
<i>Madras</i>	—	—	—	—	—	1,070	200	153	2,046	619
<i>Burma</i>	—	—	—	—	—	..	630	1,425	..	1,353
TOTAL	—	—	—	—	—	38,190	72,650	51,379	98,220	61,358
Total value of Ornamental wood	—	—	—	—	—	2,41,510	4,40,720	2,70,794	3,22,776	3,27,399
<i>Manufactures of Wood, other than furniture and cabinetwork (III. G)—</i>										
United Kingdom	—	—	—	—	—	10,53,700	12,05,070	11,39,995	4,70,363	5,68,593
Aden and Dependencies	—	—	—	—	—	860	320	1,909	37	528
Mesopotamia *	—	—	—	—	—	2,106	2,934	774
Ceylon	—	—	—	—	—	71,700	67,210	63,560	41,888	23,208
Straits Settlements (including Labuan)	—	—	—	—	—	45,720	29,280	47,142	42,932	89,076
Hongkong	—	—	—	—	—	2,07,450	5,290	4,489	6,989	3,380
Egypt ‡	—	—	—	—	—	300	140	123	830	..
Natal	—	—	—	—	—	40	..	2,303	223	9
Mauritius and Dependencies	—	—	—	—	—	..	12,980	..	540	2,628
Kenya Colony	—	—	—	—	—	13,430	6,240	4,856	8,168	7,340
Canada—										
<i>Via Atlantic Coast</i>	—	—	—	—	—	..	70	30
<i>Pacific</i>	—	—	—	—	—	1,360
Western Australia	—	—	—	—	—	..	1,130	25	..	1,510
South Australia (including Northern Territory)	—	—	—	—	—	30	..	40
Victoria	—	—	—	—	—	230	6,350	8,608	4,850	15
New South Wales	—	—	—	—	—	1,760	6,210	..	3,218	596
Queensland	—	—	—	—	—	15	..
<i>Australian Commonwealth (Total)</i>	—	—	—	—	—	2,020	13,890	3,668	3,083	2,421
Other British Possessions	—	—	—	—	—	280	70	71	150	77
TOTAL BRITISH EMPIRE	—	—	—	—	—	13,95,160	13,41,260	12,75,222	5,82,622	6,69,424

(a) Duty was collected on R2,02,630 in 1919-20, and on R2,20,314 in 1923-24.
 * Included in Turkey, Asiatic prior to 1921-22.
 † Shown as "Tanganyika Territory" under the British Empire from 1921-22.
 ‡ Shown as a Foreign Country from 1923-24.

No. 13—continued

ARTICLES, AND COUNTRIES OF CONSIGNMENT; ALSO SHARE OF EACH PROVINCE	QUANTITY					VALUE				
	1919-20	1920-21	1921-22	1922-23	1923-24	1919-20	1920-21	1921-22	1922-23	1923-24
	R	R	R	R	R	R	R	R	R	R
Wood and Timber—continued										
Wood—concluded										
Manufactures of wood, other than furniture and cabinetware (III. G)—continued										
Russia—										
Northern Russia	—	—	—	—	—	..	21,720	14,208
Estonia	—	—	—	—	—	—	—	..	22,424	10,771
Sweden	—	—	—	—	—	640	23,120	21,246	10,007	1,11,281
Norway	—	—	—	—	—	1,210	20	18	..	1,910
Denmark	—	—	—	—	—	2,459
Germany	—	—	—	—	—	10	5,930	30,388	1,16,746	1,60,175
Netherlands	—	—	—	—	—	..	810	572	1,417	676
Belgium	—	—	—	—	—	..	16,100	15	2,391	488
France	—	—	—	—	—	4,320	5,680	1,267	9,828	9,766
Italy	—	—	—	—	—	180	2,780	1,601	5,092	7,150
Austria	—	—	—	—	—	15,928	29,071	17,802
Hungary	—	—	—	—	—	..	100	170
Czechoslovakia	—	—	—	—	—	—	—	..	2,622	3,652
Turkey, Asiatic	—	—	—	—	—	—	—
Red Sea	—	—	—	—	—	280
Persian Gulf	—	—	—	—	—	690	2,850
Siam	—	—	—	—	—	..	60	55	3,873	105
China (exclusive of Hongkong and Macao)	—	—	—	—	—	2,21,070	1,990	915	857	1,264
Japan	—	—	—	—	—	14,51,910	10,88,720	13,18,785	59,057	15,03,136
Egypt †	—	—	—	—	—	390
Portuguese East Africa	—	—	—	—	—	1,22,004	..	54
United States of America—										
<i>Via Atlantic Coast</i>	—	—	—	—	—	1,79,700	6,03,910	71,867	80,514	79,740
<i>" Pacific "</i>	—	—	—	—	—	5,880	5,240	767	14,539	156
Other Foreign Countries	—	—	—	—	—	1,150	1,270	285	945	808
TOTAL FOREIGN COUNTRIES	—	—	—	—	—	18,67,040	27,70,280	16,90,868	8,48,243	19,80,304
Share of Bengal	—	—	—	—	—	5,36,140	3,68,890	3,60,068	3,69,990	7,66,848
<i>" Bombay</i>	—	—	—	—	—	4,66,190	3,49,570	3,39,338	3,13,034	11,69,700
<i>" Sind</i>	—	—	—	—	—	47,130	73,260	31,581	38,709	42,270
<i>" Madras</i>	—	—	—	—	—	6,44,730	7,60,680	1,62,198	1,33,669	2,78,678
<i>" Burma</i>	—	—	—	—	—	15,68,960	20,59,800	14,31,908	75,603	4,12,840
TOTAL	—	—	—	—	—	32,62,140(a)	41,11,540(a)	28,75,085(a)	9,30,905(a)	20,09,728(a)
Total value of Wood and Timber—										
United Kingdom	—	—	—	—	—	12,06,750	18,59,550	12,36,925	7,19,953	7,08,541
Aden and Dependencies	—	—	—	—	—	460	320	2,009	88	841
Mesopotamia *	—	—	—	—	—	—	—	2,296	3,289	974
Ceylon	—	—	—	—	—	2,36,480	2,08,680	2,05,836	1,75,276	1,40,119
Straits Settlements (Includ- ing Labuan)	—	—	—	—	—	8,47,300	9,21,220	5,86,869	5,55,854	6,15,054
Federated Malay States	—	—	—	—	—	30	40	71	15	7,040
Hongkong	—	—	—	—	—	2,37,420	5,400	4,658	7,064	8,936
Natal	—	—	—	—	—	1,120	..	2,803	228	164
Zanzibar and Pemba	—	—	—	—	—	4,830	28,560	16,777	24,521	8,378
Kenya Colony	—	—	—	—	—	41,910	25,300	22,260	18,951	22,151
Mauritius and Dependencies	—	—	—	—	—	..	12,980	..	540	2,628
Canada—										
<i>Via Atlantic Coast</i>	—	—	—	—	—	..	70	6,87,035	..	405
<i>" Pacific "</i>	—	—	—	—	—	..	17,680	..	5,19,823	2,11,546
Western Australia	—	—	—	—	—	1,24,530	2,86,430	3,48,927	1,27,811	2,28,304
South Australia (including Northern Territory)	—	—	—	—	—	30	3,97,800	1,195
Victoria	—	—	—	—	—	230	6,350	8,608	6,782	15
New South Wales	—	—	—	—	—	1,970	6,210	4,418	3,218	918
Queensland	—	—	—	—	—	9,002	..
Australian Commonwealth (Total)	—	—	—	—	—	1,26,760	6,98,750	3,53,143	1,46,903	2,89,237
Other British Possessions	—	—	—	—	—	600	1,770	377	1,028	40
TOTAL BRITISH EMPIRE	—	—	—	—	—	27,03,670	32,78,450	31,90,059	21,73,543	19,48,553

* Included in Turkey, Asiatic prior to 1921-22.

(a) Duty was collected on R32,80,030 in 1919-20, on R41,09,770 in 1920-21, on R28,71,866 in 1921-22, on R9,29,335 in 1922-23 and on R24,04,684 in 1923-24.

† Shown as a Foreign Country from 1923-24.

ARTICLES, AND COUNTRIES OF CONSIGNMENT, ALSO SHARE OF EACH PROVINCE	QUANTITY					VALUE				
	1919-20	1920-21	1921-22	1922-23	1923-24	1919-20	1920-21	1921-22	1922-23	1923-24
						R	R	R	R	R
Wood and Timber—concluded										
<i>Total value of Wood and Timber—continued</i>										
Russia—										
Northern Russia	—	—	—	—	—	..	21,720	14,203
Pacific Ports	—	—	—	—	—	800
Estonia	—	—	—	—	—	—	—	..	22,424	10,771
Sweden	—	—	—	—	—	7,310	34,410	2,67,160	1,07,850	2,78,473
Norway	—	—	—	—	—	1,03,770	2,41,260	68,210	67,453	6,646
Denmark	—	—	—	—	—	1,832	2,459
Germany	—	—	—	—	—	10	5,990	49,787	1,41,152	1,82,415
Netherlands	—	—	—	—	—	..	810	572	2,042	676
Belgium	—	—	—	—	—	..	18,100	15	2,391	433
France	—	—	—	—	—	4,320	5,680	1,267	9,628	9,766
Italy	—	—	—	—	—	600	2,760	10,802	21,802	11,147
Austria	—	—	—	—	—	..	100	60,087	63,451	71,506
Hungary	—	—	—	—	—	170
Czechoslovakia	—	—	—	—	—	—	—	..	4,147	3,952
Turkey, Asiatic	—	—	—	—	—	—	—
Red Sea	—	—	—	—	—	280
Persian Gulf	—	—	—	—	—	1,210	4,910
Maskat Territory and Trucial Oman	—	—	—	—	—	4,470	670	2	3,628	285
Java	—	—	—	—	—	91,760	12,000	10,754	20,480	9,179
Slam	—	—	—	—	—	78,24,830	56,17,600	53,64,723	25,94,773	18,09,809
Celebes and other Islands	—	—	—	—	—	2,000	..
Indo-China (including Cochinchina, Cambodia, Annam, Tonkin and French leased territories in China)	—	—	—	—	—	4,44,080	20,010	..	89,118	3,21,883
Philippine Islands and Guam	—	—	—	—	—	3,22,180	..	1,224	9,570	17,991
China (exclusive of Hongkong and Macao)	—	—	—	—	—	2,21,580	1,00,550	4,093	1,428	2,899
Japan	—	—	—	—	—	24,70,260	22,10,840	13,35,029	39,199	16,96,261
Egypt†	—	—	—	—	—	1,647
Portuguese East Africa	—	—	—	—	—	1,310	20	1,24,714	10	54
Madagascar	—	—	—	—	—	20,510	19,330	43,905	7,616	14,801
German East Africa‡	—	—	—	—	—	..	7,940
United States of America—										
Far Atlantic Coast	—	—	—	—	—	3,62,230	10,53,150	8,94,887	2,07,730	1,12,221
" Pacific "	—	—	—	—	—	11,17,690	22,05,770	71,645	95,356	9,068
Colombia	—	—	—	—	—	10,750	..
Other Foreign Countries	—	—	—	—	—	1,200	1,090	170	101	934
TOTAL FOREIGN COUNTRIES						1,30,90,750	1,15,90,810	83,18,318	86,76,026	45,75,754
Share of Bengal										
" Bombay	—	—	—	—	—	22,31,280	24,13,310	25,53,195	3,44,440	10,00,760
" Sind	—	—	—	—	—	1,01,21,780	81,99,560	64,36,317	40,99,674	42,68,564
" Madras	—	—	—	—	—	1,91,470	3,47,410	1,83,436	2,26,734	1,58,271
" Burma	—	—	—	—	—	13,58,400	15,32,230	6,27,368	3,90,534	4,45,420
"	—	—	—	—	—	18,91,490	23,76,750	10,58,061	2,87,737	6,66,190
TOTAL						1,57,94,420	1,48,69,260	1,15,08,377	58,40,169	65,39,384
Postal Articles not specified (V)—										
United Kingdom	—	—	—	—	—	2,82,84,090	5,40,11,720	3,12,68,970	2,76,12,574	2,81,57,000
Gibraltar	—	—	—	—	—	1,22,530	1,91,090	69,154	35,626	11,300
Malta and Gozo	—	—	—	—	—	1,370	190	944	155	1,000
Cyprus	—	—	—	—	—	50	..	34	..	1,000
Palestine	—	—	—	—	—	32	250	2,000
Aden and Dependencies	—	—	—	—	—	8,12,150	7,32,350	5,17,747	1,29,709	51,800
Mesopotamia*	—	—	—	—	—	6,49,678	1,61,725	57,700
Bahrain Islands	—	—	—	—	—	2,210	1,540	3,027	816	5,000
Maldives	—	—	—	—	—	64,655	..
Ceylon	—	—	—	—	—	8,29,210	10,77,410	16,07,123	81,47,745	13,51,100
Straits Settlements (including Labuan)	—	—	—	—	—	5,72,720	7,17,340	5,68,940	4,15,050	3,00,000

* Included in Turkey, Asiatic prior to 1921-22.

† Shown as "Tanganyika Territory" under the British Empire from 1921-22.
‡ The following classes of imports by post, including letter packets (registered and ordinary post) referred to Collectors of Customs for assessment are included in 1st April, 1922, with their appropriate heads and sub-heads in the import returns: (a) Jewellery, (b) Precious stones, (c) Gold and Silver thread, (d) cigars and (e) cinematograph films.

§ Shown as a Foreign Country from 1922-24.

No. 13—continued

ARTICLES, AND COUNTRIES OF CONSIGNMENT; ALSO SHARE OF EACH PROVINCE	QUANTITY					VALUE				
	1919-20	1920-21	1921-22	1922-23	1923-24	1919-20	1920-21	1921-22	1922-23	1923-24
Postal Articles not specified* (V)—continued						R	R	R	R	R
Federated Malay States	—	—	—	—	—	180	400	402	137	57,857
Hongkong	—	—	—	—	—	1,34,260	2,37,470	2,88,780	3,31,332	0,55,883
Egypt †	—	—	—	—	—	30,83,660	64,13,700	30,31,335	2,17,042	..
Gambia	—	—	—	—	—	470
Northern Nigeria	—	—	—	—	—	10	10
Cape of Good Hope	—	—	—	—	—	1,050	20	110	258	97
Natal	—	—	—	—	—	15,990	94,580	70,605	69,754	40,150
Transvaal	—	—	—	—	—	1,650	50	231	90	2
Mauritius and Dependencies	—	—	—	—	—	8,120	2,240	4,847	6,908	5,687
Zanzibar and Pemba	—	—	—	—	—	24,390	20,210	18,964	7,238	7,110
Kenya Colony	—	—	—	—	—	39,590	43,010	59,678	44,109	34,328
Nyasaland Protectorate	—	—	—	—	—	100	550	428	1,110	190
Boychelles	—	—	—	—	—	2,050	260	457	2,384	592
Tanganyika Territory	—	—	—	—	—	—	—	573	4,423	3,661
Uganda Protectorate	—	—	—	—	—	9	..	500
Somaliland Protectorate	—	—	—	—	—	600	1,600	1,439	306	122
Canada—										
<i>Vid Atlantic Coast</i>	—	—	—	—	—	130	1,880	574	1,121	1,069
<i>" Pacific</i>	—	—	—	—	—	7	31	28
British Guiana	—	—	—	—	—	6	..
British West India Islands	—	—	—	—	—	80	90
Western Australia	—	—	—	—	—	2,720	2,790	5,084	2,040	1,937
South Australia (including Northern Territory)	—	—	—	—	—	6,870	3,220	5,655	4,381	7,206
Victoria	—	—	—	—	—	13,190	15,530	11,696	15,224	11,295
Tasmania	—	—	—	—	—	..	110	25
New South Wales	—	—	—	—	—	14,060	11,170	9,603	9,803	9,808
Queensland	—	—	—	—	—	1,060	3,610	2,362	1,467	1,414
<i>Australian Commonwealth (Total)</i>	—	—	—	—	—	37,900	37,430	34,575	33,815	31,460
New Zealand (including Nauru and British Samoa)	—	—	—	—	—	7,850	9,040	12,946	9,012	9,539
Fiji Islands	—	—	—	—	—	..	70
TOTAL BRITISH EMPIRE	—	—	—	—	—	2,46,12,910	6,53,04,310	3,82,11,927	3,22,07,305	3,11,17,321
Russia—										
Southern Russia	—	—	—	—	—	64	..
Finland	—	—	—	—	—	7	2
Sweden	—	—	—	—	—	..	370	14	5,854	1,482
Norway	—	—	—	—	—	508	25	83
Denmark	—	—	—	—	—	..	30	20	1,725	50
Poland	—	—	—	—	—	8
Germany	—	—	—	—	—	..	8,900	13,655	3,34,193	7,21,075
Netherlands	—	—	—	—	—	10	5,290	1,551	1,000	11,253
Belgium	—	—	—	—	—	160	66,220	1,316	531	32,691
France	—	—	—	—	—	18,10,070	3,14,850	15,177	18,850	52,186
Spain	—	—	—	—	—	..	10	788	625	564
Portugal	—	—	—	—	—	10	19
Switzerland	—	—	—	—	—	1,73,170	5,54,160	1,18,097	48,519	1,37,303
Italy	—	—	—	—	—	53,580	6,32,150	7,51,240	9,27,767	10,92,067
Austria	—	—	—	—	—	12	352	1,251
Hungary	—	—	—	—	—	..	40	173
Roumania	—	—	—	—	—	6
Czechoslovakia	—	—	—	—	—	1,881
Serbo-Croat Slovene State (Jugo-Slavia)	—	—	—	—	—	50
Greece	—	—	—	—	—	30	31
Turkey, European	—	—	—	—	—	8
Crete	—	—	—	—	—	5	..
Turkey, Asiatic	—	—	—	—	—	248	878	12
<i> Persian Gulf</i>	—	—	—	—	—	1,61,500	5,67,690	—	—	—
Syria	—	—	—	—	—	4,198	100	..
Maskat Territory and Trucial Oman	—	—	—	—	—	1,830	2,930	9,407	855	5,739
Other Native States in Arabia	—	—	—	—	—	230	180	..	178	6,345

* The following class of imports by post, including letter packets (registered and ordinary post) referred to collectors of Customs for assessment, are included from the 1st April, 1922, with their appropriate heads and sub-heads in the import returns, (a) Jewellery, (b) Precious stones, (c) Gold and silver thread (d) Cigaretts, and (e) Cinematograph films.

† Shown as a Foreign Country from 1923-24.

ARTICLES, AND COUNTRIES OF CONSIGNMENT, ALSO SHARE OF EACH PROVINCE	QUANTITY					VALUE				
	1919-20	1920-21	1921-22	1922-23	1923-24	1919-20	1920-21	1921-22	1922-23	1923-24
Postal Articles not specified* (V)—concluded						R	R	R	R	R
Persia	—	—	—	—	—	11,860	7,760	8,527	2,941	6,909
Benjam Island	—	—	—	—	—	30	..	117	32	7
Sumatra	—	—	—	—	—	30	50	28	409	..
Java	—	—	—	—	—	680	22,300	1,204	5,088	9,846
Celebes and other Islands	—	—	—	—	—	70	1,407
Dutch New Guinea	—	—	—	—	—	..	50
Siam	—	—	—	—	—	76,090	1,52,610	69,620	53,625	1,53,660
Indo-China (including Cochinchina, Cambodia, Annam, Tonkin and French leased territories in China)	—	—	—	—	—	160	20	77	8,657	225
Philippine Islands and Guam	—	—	—	—	—	..	80	292	24	2
China (exclusive of Hongkong and Macao)	—	—	—	—	—	1,81,690	2,60,110	2,00,165	1,79,740	1,35,812
Japan	—	—	—	—	—	23,32,960	31,82,670	13,90,278	7,09,416	6,53,640
Egypt†	—	—	—	—	—	—	—	—	—	1,12,700
Algeria	—	—	—	—	—	1,019
Portuguese East Africa	—	—	—	—	—	2,470	17,800	13,940	7,788	6,771
Portuguese West Africa	—	—	—	—	—	21
Madagascar	—	—	—	—	—	860	..	203
Réunion	—	—	—	—	—	3,840
German East Africa †	—	—	—	—	—	..	40	—	—	—
French Somaliland	—	—	—	—	—	..	20	6
United States of America— Via Atlantic Coast	—	—	—	—	—	27,820	1,52,590	87,567	1,14,245	1,56,269
" Pacific "	—	—	—	—	—	50	1,240	68	580	233
Cuba	—	—	—	—	—	46
French West Indies	—	—	—	—	—	5	..
Mexico	—	—	—	—	—	..	120	18
Colombia	—	—	—	—	—	179
Brazil	—	—	—	—	—	14
Ecuador	—	—	—	—	—	20
TOTAL FOREIGN COUNTRIES	—	—	—	—	—	48,38,620	59,56,720	27,68,546	24,25,025	33,01,977
Share of Bengal	—	—	—	—	—	67,56,950	1,34,01,400	30,45,445	80,49,179	96,46,098
" Bombay	—	—	—	—	—	2,52,98,030	4,65,15,260	2,65,78,280	2,15,41,995	1,93,23,423
" Sind	—	—	—	—	—	12,94,260	24,53,060	15,17,403	11,67,097	13,68,399
" Madras	—	—	—	—	—	37,77,190	66,62,740	32,66,382	23,48,048	24,65,076
" Burma	—	—	—	—	—	33,25,080	34,17,680	15,72,963	15,16,131	16,77,302
TOTAL	—	—	—	—	—	3,94,51,530(a)	7,13,50,030(a)	4,09,80,473(a)	3,47,22,430(a)	3,44,19,298(a)
All other articles of merchandise—										
Unmanufactured (II, S)—										
United Kingdom	—	—	—	—	—	78,220	1,96,020	54,140	65,028	70,064
Fahrain Islands	—	—	—	—	—	675	..	4,179
Ceylon	—	—	—	—	—	31,090	41,200	28,218	8,748	18,541
Straits Settlements (including Labuan)	—	—	—	—	—	13,580	7,840	3,991	15,748	10,783
Hongkong	—	—	—	—	—	3,800	5,290	3,322	10,016	6,419
Egypt†	—	—	—	—	—	3,970	4,690	50
Zanzibar and Pemba	—	—	—	—	—	..	1,170	75	..	118
Kenya Colony	—	—	—	—	—	3,160	1,440	..	300	54
Seychelles	—	—	—	—	—	4,620	1,080
Other British Possessions	—	—	—	—	—	570	280	540	62	288
TOTAL BRITISH EMPIRE	—	—	—	—	—	1,34,010	2,58,990	91,011	99,902	1,05,436

(a) Duty was collected on R3,81,09,550 in 1919-20, on R3,04,92,900 in 1920-21, on R3,95,64,394 in 1921-22, on R3,05,71,451 in 1922-23, and on R3,16,00,881 in 1923-24.
 * The following classes of imports by post, including letter packets (registered and ordinary post) referred to Collectors of Customs for assessment are included from the 1st April, 1922, with their appropriate heads and sub-heads in the import returns: (a) Jewellery, (b) Precious stones, (c) Gold and silver thread, (d) Cigarettes, and (e) Cinematograph films.
 † Shown as "Tanganyika Territory" under the British Empire from 1921-22.
 ‡ Shown as a Foreign Country from 1923-24.

13—continued

ARTICLES, AND COUNTRIES OF CONSIGNMENT; ALSO SHARE OF EACH PROVINCE	QUANTITY					VALUE				
	1919-20	1920-21	1921-22	1922-23	1923-24	1919-20	1920-21	1921-22	1922-23	1923-24
All other articles of merchandise—continued						R	R	R	R	R
<i>Unmanufactured (II. S)— continued</i>										
Sweden	—	—	—	—	—	..	12,460
Denmark	—	—	—	—	—	..	1,860
Germany	—	—	—	—	—	..	50	2,554	1,401	1,409
Netherlands	—	—	—	—	—	2,240	2,860	5,241	415	2,358
France	—	—	—	—	—	1,91,270	26,480	90,809	95,076	1,04,081
Spain	—	—	—	—	—	1,718	20	..
Portugal	—	—	—	—	—	..	140	1,715
Greece	—	—	—	—	—	1,600	..
Italy	—	—	—	—	—	..	72,230	52,273	56,000	66,508
Austria	—	—	—	—	—	1,822	1,715	6
Hungary	—	—	—	—	—	860
Turkey, Asiatic	—	—	—	—	—	—	—
Persian Gulf	—	—	—	—	—	250
Maskat Territory and Trucial Oman	—	—	—	—	—	15,650	670	1,830	582	135
Other Native States in Arabia	—	—	—	—	—	570	322	4,375
Persia	—	—	—	—	—	5,420	7,740	7,340	892	7,504
Java	—	—	—	—	—	23,850	28,830	22,878	17,727	30,609
Siam	—	—	—	—	—	190	50	209	1,235	..
China (exclusive of Hongkong and Macao)	—	—	—	—	—	600	6,770	1,718	150	4,148
Egypt†	—	—	—	—	—	—	—	—	—	8,765
Japan	—	—	—	—	—	1,080	20	829	2,551	1,902
Portuguese East Africa	—	—	—	—	—	625	13,502
United States of America—										
<i>Via Atlantic Coast</i>	—	—	—	—	—	5,440	50,520	100	20	83
" Pacific "	—	—	—	—	—	780	2,140
Other Foreign Countries	—	—	—	—	—	..	830	290	194	85
TOTAL FOREIGN COUNTRIES	—	—	—	—	—	2,48,160	2,13,700	1,97,689	1,80,171	2,48,210
<i>Share of Bengal</i>	—	—	—	—	—	77,290	2,25,100	50,702	67,694	79,002
" <i>Bombay</i>	—	—	—	—	—	1,27,830	1,69,570	1,67,372	1,79,190	2,53,158
" <i>Sind</i>	—	—	—	—	—	1,46,150	36,100	10,938	3,307	6,918
" <i>Madras</i>	—	—	—	—	—	20,770	26,040	25,802	8,089	4,838
" <i>Burma</i>	—	—	—	—	—	10,090	16,880	3,866	21,737	2,930
TOTAL	—	—	—	—	—	3,82,170	4,72,690(a)	2,78,680	2,60,073	3,53,646(a)
<i>Manufactured (III. V)—</i>										
United Kingdom	—	—	—	—	—	13,30,910	27,57,190	21,00,210	17,07,423	13,29,218
Mesopotamia*	—	—	—	—	—	—	—	8,204	3,611	5,458
Ceylon	—	—	—	—	—	42,160	54,430	28,671	20,063	14,087
Straits Settlements (including Labuan)	—	—	—	—	—	55,170	73,500	1,35,114	1,76,692	1,33,906
Federated Malay States	—	—	—	—	—	30	270	7	1,430	72
Hongkong	—	—	—	—	—	57,450	20,040	22,999	39,138	44,243
Natal	—	—	—	—	—	510	40	8,348	2,290	6
Kenya Colony	—	—	—	—	—	400	180	2,007	..	230
Canada—										
<i>Via Atlantic Coast</i>	—	—	—	—	—	..	82,540	250	40	..
" Pacific "	—	—	—	—	—	5,670	..	45,825
Western Australia	—	—	—	—	—	20
South Australia (including Northern Territory)	—	—	—	—	—	8,300
Victoria	—	—	—	—	—	590	..	164	711	3,048
New South Wales	—	—	—	—	—	30	1,510	69	53	121
Queensland	—	—	—	—	—	152	..
Australian Commonwealth (Total)	—	—	—	—	—	620	1,510	8,643	916	3,164
Other British Possessions	—	—	—	—	—	2,030	550	806	288	55
TOTAL BRITISH EMPIRE	—	—	—	—	—	14,95,000	29,90,390	23,61,039	19,51,811	15,30,499

* Included in Turkey, Asiatic prior to 1921-22.

(a) Duty was collected on R4,70,250 in 1920-21, and on R3,34,946 in 1923-24.

† Shown as a Foreign Country from 1923-24.

GENERAL IMPORTS

(552)

No. 13—concluded

ARTICLES AND COUNTRIES OF CONSIGNMENT; ALSO SHARE OF EACH PROVINCE	QUANTITY					VALUE				
	1919-20	1920-21	1921-22	1922-23	1923-24	1919-20	1920-21	1921-22	1922-23	1923-24
						R	R	R	R	R
All other articles of Merchandise—continued										
Manufactured (III. V)—continued										
Sweden	—	—	—	—	—	980	19,870	1,17,138	56,933	5,815
Norway	—	—	—	—	—	2,640	2,070	6,014	25,539	2,128
Germany	—	—	—	—	—	..	21,790	88,313	1,20,274	1,42,416
Netherlands	—	—	—	—	—	80	10,770	10,064	5,045	4,548
Belgium	—	—	—	—	—	3,650	1,08,180	17,945	8,320	8,939
France	—	—	—	—	—	6,920	27,730	10,000	28,107	28,081
Spain	—	—	—	—	—	..	60	50,564	579	514
Switzerland	—	—	—	—	—	1,320	9,160	..	306	2,639
Italy	—	—	—	—	—	18,820	19,890	2,480	31,641	11,158
Austria	—	—	—	—	—	125	2,895	1,670
Hungary	—	—	—	—	—	10,640	4,810
Czecho-slovakia	—	—	—	—	—	6,708	15,502	6,408
Turkey, Asiatic	—	—	—	—	—
Red Sea	—	—	—	—	—	250	780
Persian Gulf	—	—	—	—	—	6,940	15,230
Maskat Territory and Trucial Oman	—	—	—	—	—	6,750	3,850	5,112	1,007	362
Other Native States in Arabia	—	—	—	—	—	30	10	..	356	4,493
Persia	—	—	—	—	—	31,570	5,410	46,501	42,043	492
Java	—	—	—	—	—	1,140	130	572	12	107
China (exclusive of Hong-kong and Macao)	—	—	—	—	—	62,730	24,400	5,207	21,835	19,823
Japan	—	—	—	—	—	5,68,970	7,85,060	5,91,817	11,53,620	16,80,917
United States of America—										
<i>Via Atlantic Coast</i>	—	—	—	—	—	2,74,540	3,08,260	2,65,377	79,569	1,18,434
<i>" Pacific "</i>	—	—	—	—	—	6,300	9,000	17,623	6,245	6,080
Other Foreign Countries	—	—	—	—	—	680	1,010	689	334	1,170
TOTAL FOREIGN COUNTRIES	—	—	—	—	—	10,04,860	14,38,370	12,43,149	16,99,258	20,45,554
<i>Share of Bengal</i>	—	—	—	—	—	7,07,330	13,31,330	12,63,974	8,15,560	6,86,766
<i>" Bombay</i>	—	—	—	—	—	10,67,510	18,35,220	15,09,132	18,84,238	20,26,004
<i>" Sind</i>	—	—	—	—	—	81,620	1,22,160	82,032	1,35,099	69,764
<i>" Madras</i>	—	—	—	—	—	4,99,860	9,21,760	6,97,650	5,53,796	6,62,316
<i>" Burma</i>	—	—	—	—	—	1,50,540	2,18,060	1,21,400	1,62,406	1,31,213
TOTAL	—	—	—	—	—	24,99,860(a)	44,28,760(u)	36,04,188	35,51,099	43,57,653(a)
GRAND TOTAL VALUE OF MERCHANDISE IMPORTED (exclusive of Government Stores)	—	—	—	—	—	207,97,28,940	335,59,88,410	266,34,83,422	232,70,76,893	227,01,13,390
<i>Share of Bengal</i>	—	—	—	—	—	83,76,89,250	119,81,13,480	102,72,94,662	83,51,98,261	79,53,12,384
<i>" Bombay</i>	—	—	—	—	—	78,92,89,670	128,15,40,360	96,45,42,291	88,24,31,072	88,63,47,287
<i>" Sind</i>	—	—	—	—	—	17,09,31,170	34,69,68,620	26,16,29,049	20,63,55,664	21,66,41,216
<i>" Madras</i>	—	—	—	—	—	13,37,89,530	21,96,65,670	20,87,24,221	20,28,66,550	19,22,72,381
<i>" Burma</i>	—	—	—	—	—	14,39,54,420	27,97,00,210	20,12,73,199	20,02,35,346	18,25,39,623
SUBJECT TO DUTY	—	—	—	—	—	195,03,80,790	312,21,60,580	256,16,70,869	231,43,90,031	226,13,56,625
FREE OF DUTY	—	—	—	—	—	12,93,57,150	23,38,27,830	10,17,98,053	1,26,86,862	1,47,57,366
TOTAL	—	—	—	—	—	207,97,28,940	335,59,88,410	266,34,08,422	232,70,76,893	227,01,13,390

(a) Duty was collected on Rs24,98,160 in 1919-20, on Rs44,17,970 in 1920-21, and on Rs35,74,760 in 1923-24.

GENERAL EXPORTS OF INDIAN MERCHANDISE

IN EACH OFFICIAL YEAR FROM 1919-20 TO 1923-24

[NOTES.—(1) All exports are free of duty except Rice (husked and unhusked) and Rice flour. Tea and jute (raw and manufactured) have also been subject to duty from 1st March 1916 and raw hides and skins from 11th September 1919.
(2) The summary classes and their subdivisions are shown in brackets against articles. For Summaries, see pages 9 to 14.]

ARTICLES, AND COUNTRIES OF FINAL DESTINATION; ALSO SHARE OF EACH PROVINCE	QUANTITY					VALUE				
	1919-20	1920-21	1921-22	1922-23	1923-24	1919-20	1920-21	1921-22	1922-23	1923-24
Animals, Living—	No.	No.	No.	No.	No.	R	R	R	R	R
<i>Cattle (excepting sheep and goats) (IV. B)—</i>										
Bahrain Islands	4	48	30	8	..	820	4,080	2,850	400
Ceylon	10,108	12,698	16,798	10,807	9,233	7,51,220	10,21,820	11,38,837	5,41,690	4,50,585
Straits Settlements (including Labuan)	2,289	2,930	3,815	2,283	2,407	3,05,480	4,27,190	3,70,225	2,17,772	2,08,014
Federated Malay States	842	589	477	498	918	1,15,420	92,430	61,150	52,650	1,23,000
Hongkong	7	7	..	2,250	2,800
Zanzibar and Pemba	8	1,420
Mauritius and Dependencies	36	11	9,625	3,100
British West India Islands	18	38	4	10,770	34,800	1,300	..
Other British Possessions	2	80
TOTAL BRITISH EMPIRE	13,241	16,194	20,671	13,653	12,582	11,72,200	15,55,700	16,08,592	8,25,887	8,78,289
Belgium	110	33,000
France	307	45,070
Italy	262	62,520
Sumatra	880	641	298	1,03,930	55,250	20,200
Java	106	485	15,130	50,320
Siam	0	64	14	4	1	400	2,400	545	155	50
Indo-China (including Cochin-China, Cambodia, Annam, Tonkin and French leased territories in China)	77	31,125
Philippine Islands and Guam	132	11,200
Japan	7	10	2,600	2,000	..
Brazil	1,636	1,783	99	4,76,260	3,81,010	10,700
Other Foreign Countries	2	..	13	8	14	200	..	620	870	465
TOTAL FOREIGN COUNTRIES	3,444	2,674	508	22	15	7,47,710	4,88,980	65,790	3,025	515
<i>Share of Bengal</i>	<i>1,012</i>	<i>1,931</i>	<i>836</i>	<i>1,316</i>	<i>351</i>	<i>2,41,170</i>	<i>3,75,280</i>	<i>1,64,423</i>	<i>1,06,537</i>	<i>43,185</i>
<i>Bombay</i>	<i>1,414</i>	<i>687</i>	<i>23</i>	<i>10</i>	<i>13</i>	<i>3,35,170</i>	<i>1,00,630</i>	<i>4,775</i>	<i>2,000</i>	<i>4,200</i>
<i>Sind</i>	<i>2</i>	<i>84</i>	<i>48</i>	<i>217</i>	<i>459</i>	<i>200</i>	<i>4,320</i>	<i>4,080</i>	<i>11,120</i>	<i>30,910</i>
<i>Madras</i>	<i>14,812</i>	<i>16,295</i>	<i>19,582</i>	<i>11,902</i>	<i>1,008</i>	<i>13,41,090</i>	<i>15,81,160</i>	<i>14,80,608</i>	<i>7,00,715</i>	<i>7,88,165</i>
<i>Burma</i>	<i>45</i>	<i>71</i>	<i>690</i>	<i>230</i>	<i>106</i>	<i>2,280</i>	<i>3,240</i>	<i>30,496</i>	<i>8,560</i>	<i>5,744</i>
TOTAL	16,685	19,068	21,179	13,675	12,597	19,19,910	20,44,680	16,74,382	8,28,912	8,78,804
Horses (IV. A)—	No.	No.	No.	No.	No.					
United Kingdom	4	10	3	8	8	10,500	66,000	12,000	22,625	22,500
Ceylon	39	41	20	39	21	2,22,700	26,920	80,110	82,115	13,330
Straits Settlements (including Labuan)	7	1	4	3	7	2,300	800	2,000	3,700	4,200
Mauritius and Dependencies	6	12,400
Other British Possessions	1	1	110	75	..
TOTAL BRITISH EMPIRE	50	52	28	51	42	2,35,500	93,220	94,220	1,08,515	52,430
France	1	1,000	..
Brazil	2	2,000
Other Foreign Countries	9	10	5	5	..	380	825	1,270	3,080
TOTAL FOREIGN COUNTRIES	..	11	10	6	5	..	2,380	825	2,270	3,080
<i>Share of Bengal</i>	<i>26</i>	<i>9</i>	<i>13</i>	<i>13</i>	<i>21</i>	<i>2,24,100</i>	<i>65,000</i>	<i>87,310</i>	<i>23,025</i>	<i>13,100</i>
<i>Bombay</i>	<i>11</i>	<i>15</i>	<i>3</i>	<i>..</i>	<i>..</i>	<i>10,200</i>	<i>24,000</i>	<i>2,150</i>	<i>..</i>	<i>..</i>
<i>Sind</i>	<i>..</i>	<i>..</i>	<i>1</i>	<i>2</i>	<i>..</i>	<i>..</i>	<i>..</i>	<i>500</i>	<i>575</i>	<i>..</i>
<i>Madras</i>	<i>3</i>	<i>30</i>	<i>13</i>	<i>39</i>	<i>20</i>	<i>1,200</i>	<i>6,220</i>	<i>4,760</i>	<i>89,115</i>	<i>12,330</i>
<i>Burma</i>	<i>..</i>	<i>9</i>	<i>9</i>	<i>1</i>	<i>2</i>	<i>..</i>	<i>380</i>	<i>325</i>	<i>70</i>	<i>80</i>
TOTAL	50	63	38	57	47	2,35,500	95,600	95,045	1,10,785	55,510

GENERAL EXPORTS
INDIAN MERCHANDISE

(554)

No. 14—continued

ARTICLES, AND COUNTRIES OF FINAL DESTINATION; ALSO SHARE OF EACH PROVINCE	QUANTITY					VALUE				
	1919-20	1920-21	1921-22	1922-23	1923-24	1919-20	1920-21	1921-22	1922-23	1923-24
	No.	No.	No.	No.	No.	R	R	R	R	R
Animals, Living—continued <i>Sheep and goats (IV. C)—</i>										
Bahrain Islands	2,290	541	553	22,200	8,883	5,050
Ceylon	64,924	54,788	60,841	57,467	64,730	9,72,050	8,21,540	9,82,820	9,33,287	11,68,455
Straits Settlements (including Labuan)	24,764	24,536	27,948	15,473	16,799	2,26,100	2,68,040	2,07,055	1,88,511	2,20,831
Federated Malay States	105	49	442	181	..	1,450	980	6,330	2,716	..
Other British Possessions	10	..	8	9	..	110	..	200	862	..
TOTAL BRITISH EMPIRE	69,803	79,373	91,024	73,661	82,082	11,99,690	10,91,460	12,58,105	11,23,748	13,89,336
Turkey, Asiatic
Persian Gulf	200	2,000
Muskat Territory and Trucial Oman	30	112	522	180	1,100	3,325
Indo-China (including Cochin-China, Cambodia, Annam, Tonkin and French leased territories in China)	70	5,250
Other Foreign Countries	96	131	98	72	10	910	900	787	665	80
TOTAL FOREIGN COUNTRIES	296	131	198	184	532	2,910	900	6,217	1,765	3,405
<i>Share of Bengal</i>	<i>15,431</i>	<i>13,652</i>	<i>22,453</i>	<i>12,753</i>	<i>16,008</i>	<i>1,18,450</i>	<i>1,40,720</i>	<i>2,20,146</i>	<i>1,45,998</i>	<i>2,19,272</i>
.. <i>Bombay</i>	19	..	7	270	..	270	..
.. <i>Sind</i>	200	100	2,321	734	1,189	2,000	600	22,390	5,680	19,024
.. <i>Madras</i>	74,448	63,733	66,364	60,345	65,414	10,81,940	9,50,870	10,21,081	9,73,547	11,72,345
.. <i>Burma</i>	20	..	79	11	3	210	..	70	70	100
TOTAL	90,099	79,504	91,217	73,845	82,614	12,02,600	10,92,360	12,64,322	11,35,513	13,92,741
Other kinds (IV. D)—	No.	No.	No.	No.	No.					
United Kingdom	6,098	6,626	1,988	8,208	16	27,580	5,860	7,822	28,698	7,778
Ceylon	126,086	108,267	148,786	89,015	123,879	1,11,710	98,080	1,40,809	99,164	1,21,054
Straits Settlements (including Labuan)	627	49	54	66	187	4,270	300	8,840	975	12,204
Natal	8	3,400
Victoria	18,000
Australian Commonwealth Total	9	18,000
Other British Possessions	19	34	6	1	18	510	460	68	150	410
TOTAL BRITISH EMPIRE	132,770	114,976	150,832	97,286	124,109	1,44,070	1,04,720	1,55,930	1,25,682	1,40,044
Germany	721	2,721	6,368	4,945	..	1,870	99,205	1,08,538	1,35,604
Turkey, Asiatic
Red Sea	4	5,000
Native States in Arabia other than Muskat Territory and Trucial Oman	1	2,000	..
Sumatra	14	15	18	5,000	380	86
Java	5	1	..	1	..	50	2,000	..	50	..
Siam	606	656	49	..	26	16,670	14,400	70	..	99
Japan	51	2	..	5	..	150	50	..	9,980	..
United States of America— Vid Atlantic Coast	6,822	1,861	1	206	1,287	22,190	10,100	100	16,626	99
.. Pacific	2,223	3,803	4,216	..	1,017	8,600	5,110	4,902	..	35,16
Other Foreign Countries	41	1	..	69	..	110	150	..	458	..
TOTAL FOREIGN COUNTRIES	9,762	7,153	7,005	6,650	7,275	48,370	39,060	1,02,712	1,37,652	1,72,74
<i>Share of Bengal</i>	<i>15,198</i>	<i>13,138</i>	<i>8,636</i>	<i>14,675</i>	<i>7,356</i>	<i>58,460</i>	<i>24,316</i>	<i>90,369</i>	<i>1,33,534</i>	<i>1,28,62</i>
.. <i>Bombay</i>	12	8	246	119	3	1,180	6,290	1,740	10,363	40
.. <i>Sind</i>	16	700	..
.. <i>Madras</i>	126,416	108,324	148,846	89,105	123,951	1,15,920	96,750	1,41,303	96,476	1,22,31
.. <i>Burma</i>	906	659	109	20	72	16,580	16,430	25,240	22,246	81,45
TOTAL	142,532	122,129	157,837	103,935	131,384	1,92,440	1,43,780	2,58,652	2,63,384	3,32,78

No. 14—continued

ARTICLES, AND COUNTRIES, OF FINAL DESTINATION; ALSO SHARE OF EACH PROVINCE	QUANTITY					VALUE				
	1919-20	1920-21	1921-22	1922-23	1923-24	1919-20	1920-21	1921-22	1922-23	1923-24
Animals, Living—concluded						R	R	R	R	R
<i>Total Animals, Living—</i>	No.	No.	No.	No.	No.					
United Kingdom	6,042	6,636	1,994	8,220	24	38,080	71,880	20,082	51,670	80,278
Bahrain Islands	4	2,338	572	561	..	320	28,280	6,808	5,450
Ceylon	201,157	175,734	225,940	157,318	197,863	20,67,680	19,67,560	22,92,076	16,58,256	17,49,024
Straits Settlements (including Labuan)	27,687	27,516	31,316	17,825	10,400	5,88,150	6,90,730	6,78,120	4,05,658	6,35,841
Federated Malay States	989	648	925	674	926	1,17,360	98,680	67,548	55,365	1,23,200
Hongkong	7	1	1	9	..	2,250	110	150	2,750
Natal	3	3,400
Zanzibar and Pemba	8	1,420
Mauritius and Dependencies	36	17	9,625	16,500
British West India Islands	18	88	4	10,770	34,300	1,300	..
Victoria	9	18,000
Australian Common wealth Total	9	18,000
Other British Possessions	12	24	6	190	190	60
TOTAL BRITISH EMPIRE	235,864	210,595	262,555	184,650	218,815	27,51,460	28,46,100	31,16,856	21,83,832	24,80,103
Germany	721	2,728	6,376	4,907	..	1,870	96,275	1,08,588	1,35,985
Belgium	110	33,000
France	808	1	..	45,120	1,000	..
Italy	262	62,520
Turkey, Asiatic
Red Sea	4	5,000
Persian Gulf	202	2,200
Mascat Territory and Tru- cial Oman	30	180	524	180	1,970	3,450
Other Native States in Arabia	100	1	1	500	10	2,000	..
Sumatra	890	650	326	1,09,550	55,630	20,436
Java	170	437	..	2	3	15,650	52,320	..	750	3,000
Siam	615	723	188	7	20	17,070	17,180	2,765	225	1,125
Indo-China (including Cochln- China, Camboia, Annam, Tonkin and French leased territories in China).	147	38,375
Philippine Islands and Guam	190	1	..	11,510	100	..
Japan	51	2	7	15	..	150	50	2,600	11,080	..
United States of America—										
Vid Atlantic Coast	6,822	1,861	1	206	1,287	22,190	10,100	100	16,626	906
“ Pacific “	2,223	3,898	4,216	..	1,017	3,600	5,110	4,902	..	85,150
Brazil	1,653	1,267	115	4,76,430	3,33,560	10,852
Other Foreign Countries	7	133	1,050	1,478	..
TOTAL FOREIGN COUNTRIES	18,502	10,169	7,716	6,862	7,827	7,96,990	5,81,320	1,75,545	1,44,712	1,79,741
<i>Share of Bengal</i>	<i>31,677</i>	<i>30,730</i>	<i>38,938</i>	<i>28,762</i>	<i>23,740</i>	<i>6,42,180</i>	<i>6,06,310</i>	<i>5,52,248</i>	<i>4,14,117</i>	<i>4,86,482</i>
“ Bombay	1,487	229	271	136	18	3,45,650	1,30,240	8,665	12,623	4,600
“ Sind	202	184	2,370	959	1,618	2,200	4,820	26,970	18,026	46,030
“ Madras	216,079	188,382	234,505	161,391	200,993	25,40,160	26,15,000	26,47,752	18,52,853	20,95,458
“ Burma	971	739	887	264	243	19,370	20,050	66,766	30,926	87,374
TOTAL	249,366	220,764	270,271	191,512	226,642	35,50,450	33,76,420	32,92,401	23,28,544	26,59,844
Apparel (including drapery, uniforms, and accoutre- ments, but excluding hosiery and boots and shoes) (III, A)—										
United Kingdom	2,40,680	3,06,580	1,24,584	1,88,628	2,97,480
Palestine	3,240	432
Aden and Dependencies	12,750	16,080	10,810	24,242	22,414
Mesopotamia *	1,65,158	48,326	1,01,055
Bahrain Islands	20,630	8,260	8,600	8,978	6,650
Ceylon	1,21,060	1,08,620	1,22,840	1,97,850	1,91,380
Straits Settlements (including Labuan)	73,850	63,720	66,282	1,24,522	1,41,058
Federated Malay States	8,600	9,540	8,892	10,872	18,370
Borneo (British)	3,060
Hongkong	25,170	1,56,300	65,340	61,467	31,703
Egypt (a)	48,750	50,250	24,304	22,919	..

* Included in Turkey, Asiatic prior to 1921-22.
(a) Shown as a Foreign Country from 1923-24.

GENERAL EXPORTS

(556)

INDIAN MERCHANDISE

No. 14—continued

ARTICLES, AND COUNTRIES OF FINAL DESTINATION; ALSO SHARE OF EACH PROVINCE	QUANTITY					VALUE				
	1919-20	1920-21	1921-22	1922-23	1923-24	1919-20	1920-21	1921-22	1922-23	1923-24
Apparel (including drapery, uniforms, and accoutre- ments, but excluding hosiery and boots and shoes) (III. A)—continued						R	R	R	R	R
Gold Coast (including Br. Togoland)	—	—	—	—	—	1,601
Cape of Good Hope	—	—	—	—	—	35,240	35,070	69,111	88,367	85,280
Natal	—	—	—	—	—	2,47,850	4,09,820	11,78,581	14,04,410	5,90,822
Transvaal	—	—	—	—	—	1,15,120	6,220	..	685	13,445
Rhodesia	—	—	—	—	—	4,110	4,400	2,800	920	824
Zanzibar and Pemba	—	—	—	—	—	24,200	4,160	5,935	7,585	7,063
Kenya Colony	—	—	—	—	—	87,430	88,520	1,08,714	29,881	34,610
Tanganyika Territory	—	—	—	—	—	—	—	4,800	2,675	7,975
Anglo-Egyptian Sudan	—	—	—	—	—	—	—	1,500	300	..
Mauritius and Dependencies	—	—	—	—	—	16,830	65,700	14,914	33,608	13,894
Canada— Via Pacific Coast	—	—	—	—	—	80,030	..
British West India Islands	—	—	—	—	—	90	950	2,680	4,748	7,103
British Guiana	—	—	—	—	—	150	2,510	1,200	288	3,340
Western Australia South Australia (including Northern Territory)	—	—	—	—	—	340	180	1,000	100	6,200
Victoria	—	—	—	—	—	1,180	1,300	..	925	2,000
Tasmania	—	—	—	—	—	75
New South Wales	—	—	—	—	—	15,150	11,210	36,878	22,682	18,782
Queensland	—	—	—	—	—	850	1,590	1,571
Australian Commonwealth (Total)	—	—	—	—	—	17,870	12,320	40,302	25,904	23,713
New Zealand (including Nauru and Br. Samoa)	—	—	—	—	—	75	540
Fiji Islands	—	—	—	—	—	210	7,660	16,900	17,278	13,617
Other British Possessions	—	—	—	—	—	490	1,480	320	1,110	877
TOTAL BRITISH EMPIRE	—	—	—	—	—	10,58,920	13,82,260	20,65,123	24,29,884	16,24,653
Germany	—	—	—	—	—	..	9,100	8,54,604	3,48,980	5,69,958
Belgium	—	—	—	—	—	400	390	78	4,600	8,525
France	—	—	—	—	—	12,620	8,210	2,122
Switzerland	—	—	—	—	—	1,000	75
Italy	—	—	—	—	—	1,000	..	1,800	30,200	6,230
Turkey, European	—	—	—	—	—	1,560	..
Turkey, Asiatic	—	—	—	—	—	10,314	..
Levant and Black Sea	—	—	—	—	—	600	18,140
Red Sea	—	—	—	—	—	3,320	5,600
Persian Gulf	—	—	—	—	—	1,39,350	1,35,410
Syria	—	—	—	—	—	8,000	..	3,263
Smyrna Maskat Territory and Trucial Oman	—	—	—	—	—	18,182	..	12,627
Other Native States in Arabia	—	—	—	—	—	49,530	86,250	20,119	20,325	21,737
Persia	—	—	—	—	—	11,370	2,850	6,080	10,285	7,989
Sumatra	—	—	—	—	—	34,780	4,180	7,750	5,547	13,302
Java	—	—	—	—	—	6,340	4,430	2,380	2,374	8,355
Borneo (Dutch)	—	—	—	—	—	26,560	42,530	36,657	85,679	46,472
Siam	—	—	—	—	—	15,000	35,250	69
Indo-China (including Cochin-China, Cambodia, Annam, Tonkin and French leased territories in China)	—	—	—	—	—	20,580	5,200	1,918	8,474	4,961
Philippine Islands and Guam	—	—	—	—	—	1,050	..	580	12	30
China (exclusive of Hong- kong and Macao)	—	—	—	—	—	820	1,500	1,890	1,375	2,076
Japan	—	—	—	—	—	9,960	12,890	14,745	1,13,159	19,773
Egypt (a)	—	—	—	—	—	1,800	3,290	2,552	10,260	9,889
Tunis	—	—	—	—	—	33,657
Portuguese West Africa	—	—	—	—	—	2,400	20,000
Belgian Congo	—	—	—	—	—	5,950
Portuguese East Africa	—	—	—	—	—	2,650
French East Africa	—	—	—	—	—	23,640	17,270	70,285	34,087	33,529
Madagascar	—	—	—	—	—	5,170	..	326
German East Africa	—	—	—	—	—	1,180	200
Italian East Africa (Somali- land and Eritrea)	—	—	—	—	—	2,310	3,880
United States of America— Via Atlantic Coast	—	—	—	—	—	1,500	1,100	..	10,875	3,800
.. Pacific	—	—	—	—	—	4,570	30,720	16,880	..	30,164
	—	—	—	—	—	5,990	..	1,123	..	2,108

† Shown as "Tanganyika Territory" under the British Empire from 1921-22
(a) Shown as a Foreign Country from 1923-24.

No. 14—continued

ARTICLES, AND COUNTRIES OF FINAL DESTINATION; ALSO SHARE OF EACH PROVINCE	QUANTITY					VALUE				
	1919-20	1920-21	1921-22	1922-23	1923-24	1919-20	1920-21	1921-22	1922-23	1923-24
Apparel (including drapery, uniforms, and accoutre- ments, but excluding hosiery and boots and shoes) (III. A)—concluded						B	B	B	B	B
Dutch Guiana	—	—	—	—	—	1,256	630	736
Other Foreign Countries	—	—	—	—	—	1,830	940	1,350	970	2,170
TOTAL FOREIGN COUNTRIES	—	—	—	—	—	8,68,740	8,34,480	5,90,660	6,97,350	8,58,291
<i>Share of Bengal</i>	—	—	—	—	—	7,66,890	9,70,300	12,57,404	14,96,512	17,30,705
" <i>Bombay</i>	—	—	—	—	—	4,11,000	3,76,360	11,24,511	12,74,533	3,09,018
" <i>Sind</i>	—	—	—	—	—	66,520	2,91,560	85,010	80,298	1,09,799
" <i>Madras</i>	—	—	—	—	—	1,64,920	1,63,520	1,72,581	2,29,620	2,65,957
" <i>Burma</i>	—	—	—	—	—	8,330	15,010	19,222	46,216	56,142
TOTAL	—	—	—	—	—	14,17,060	17,16,780	26,01,678	31,27,240	21,82,040
Arms, ammunition, and military stores (III. B)—										
United Kingdom	—	—	—	—	—	50	42	6,105
Mesopotamia*	—	—	—	—	—	3,400	..
Other British Possessions	—	—	—	—	—	100	700	141	90	800
TOTAL BRITISH EMPIRE	—	—	—	—	—	160	790	191	3,532	7,081
TOTAL FOREIGN COUNTRIES	—	—	—	—	—	3,900
<i>Share of Bengal</i>	—	—	—	—	—	..	210	10,095
" <i>Bombay</i>	—	—	—	—	—	91	3,400	..
" <i>Madras</i>	—	—	—	—	—	20	560	..	90	866
" <i>Burma</i>	—	—	—	—	—	80	20	..	42	..
TOTAL	—	—	—	—	—	100	790	191	3,532	10,901
Art, works of (III. V)—										
United Kingdom	—	—	—	—	—	77,210	29,740	65,140	46,072	1,03,804
Gibraltar	—	—	—	—	—	17,180	..	8,900	250	..
Mesopotamia*	—	—	—	—	—	1,818	655	975
Ceylon	—	—	—	—	—	6,470	4,380	7,506	4,007	4,177
Straits Settlements (including Labuan)	—	—	—	—	—	3,060	11,810	14,738	1,950	3,893
Federated Malay States	—	—	—	—	—	620	150	1,008	209	1,036
Hongkong	—	—	—	—	—	420	1,050	709	1,100	15
Egypt (a)	—	—	—	—	—	21,750	1,460	10,000	140	..
Natal	—	—	—	—	—	4,580	680	4,533	257	350
Mauritius and Dependencies	—	—	—	—	—	..	50	525	1,400	..
Zanzibar and Pemba	—	—	—	—	—	2,900	..	1,700	..	580
Kenya Colony	—	—	—	—	—	6,120	1,700	60	..	400
Canada— via Atlantic Coast	—	—	—	—	—	..	920	..	1,357	..
British West India Islands	—	—	—	—	—	1,050	200	85	150	100
Other British Possessions	—	—	—	—	—	2,150	670	200	251	2,926
TOTAL BRITISH EMPIRE	—	—	—	—	—	1,44,410	62,450	1,18,952	68,758	1,78,915
Denmark	—	—	—	—	—	..	1,680
Germany	—	—	—	—	—	..	300	50	1,025	455
France	—	—	—	—	—	36,500	120	2,567	1,558	530
Italy	—	—	—	—	—	5	8,200
Turkey, Asiatic	—	—	—	—	—
<i>Persian Gulf</i>	—	—	—	—	—	12,060	2,420
Native States in Arabia other than Muskat Ter- ritory and Trucial Oman	—	—	—	—	—	2,350	1,000	..
Persia	—	—	—	—	—	380	520	675	1,200	125
Java	—	—	—	—	—	5,330	636	75	110	..
Japan	—	—	—	—	—	..	490	2,405	69	..
United States of America—										
<i>Via Atlantic Coast</i>	—	—	—	—	—	840	2,130	4,586	9,835	17,614
" <i>Pacific</i> "	—	—	—	—	—	1,437	412	378
Mexico	—	—	—	—	—	1,618
Other Foreign Countries	—	—	—	—	—	1,540	1,770	370	1,133	1,957
TOTAL FOREIGN COUNTRIES	—	—	—	—	—	66,650	10,070	16,128	16,442	29,159
TOTAL	—	—	—	—	—	64,300	9,870	6,320	3,726	4,622
<i>Share of Bengal</i>	—	—	—	—	—	1,91,810	26,860	65,221	18,593	1,22,539
" <i>Bombay</i>	—	—	—	—	—	4,950	1,810	3,975	7,139	29,736
" <i>Sind</i>	—	—	—	—	—	5,670	6,900	11,359	9,936	24,837
" <i>Madras</i>	—	—	—	—	—	14,690	18,990	48,150	35,758	25,190
" <i>Burma</i>	—	—	—	—	—
TOTAL	—	—	—	—	—	2,01,060	63,420	1,35,035	75,200	2,07,174

* Included in Turkey Asiatic prior to 1921-22.
(a) Shown as a Foreign Country from 1923-24.

GENERAL EXPORTS

(558)

INDIAN MERCHANDISE

No. 14—continued

ARTICLES, AND COUNTRIES OF FINAL DESTINATION; ALSO SHARE OF EACH PROVINCE	QUANTITY					VALUE				
	1919-20	1920-21	1921-22	1922-23	1923-24	1919-20	1920-21	1921-22	1922-23	1923-24
						R	R	R	R	R
Baskets and Basketware (III. V) (a)—										
United Kingdom . . .	—	—	—	—	—	—	..	529	1,329	810
Aden and Dependencies . . .	—	—	—	—	—	—	..	57	1,300	100
Mesopotamia* . . .	—	—	—	—	—	—	—	1,088	25	170
Ceylon . . .	—	—	—	—	—	—	940	1,271	1,080	1,482
Kenya Colony . . .	—	—	—	—	—	—	..	1,200
Other British Possessions . . .	—	—	—	—	—	—	30	10	205	1,276
TOTAL BRITISH EMPIRE	—	—	—	—	—	—	970	4,750	3,939	3,837
TOTAL FOREIGN COUNTRIES.	—	—	—	—	—	—	80	1,090	1,700	16
<i>Share of Bengal . . .</i>	—	—	—	—	—	—	95	1,275
" <i>Bombay . . .</i>	—	—	—	—	—	—	..	3,245	3,009	320
" <i>Sind . . .</i>	—	—	—	—	—	—	350	225
" <i>Madras . . .</i>	—	—	—	—	—	—	1,000	2,565	2,175	1,996
" <i>Barma . . .</i>	—	—	—	—	—	—	..	30	10	37
TOTAL	—	—	—	—	—	—	1,000	5,440	5,630	3,852
Books, printed, and printed matter (not being stationery), including maps and charts (III. V)—										
	Cwts.	Cwts.	Cwts.	Cwts.	Cwts.					
United Kingdom . . .	275	269	651	425	404	38,980	54,760	2,51,101	1,17,841	99,635
Aden and Dependencies . . .	69	174	91	115	132	3,350	18,090	9,703	10,215	12,121
Mesopotamia* . . .	—	—	182	102	92	—	—	35,750	21,525	16,061
Bahrain Islands . . .	52	72	49	46	53	5,950	11,070	7,500	6,975	7,410
Ceylon . . .	315	197	230	459	428	32,290	28,690	37,653	60,425	53,158
Straits Settlements (including Labuan)	1,584	1,986	2,961	3,459	4,006	1,04,830	1,17,160	2,21,573	2,70,609	4,19,733
Federated Malay States . . .	47	53	72	85	154	6,830	7,380	12,195	13,015	25,959
Hongkong . . .	14	6	4	17	7	1,500	1,550	1,250	2,680	785
Cape of Good Hope . . .	1	2	2	9	6	200	750	600	1,050	550
Natal . . .	30	43	59	40	62	5,350	5,800	8,660	6,805	9,642
Zanzibar and Pemba . . .	122	61	91	74	87	17,190	11,410	17,515	20,830	20,800
Kenya Colony . . .	41	52	37	77	47	7,720	7,940	6,963	11,602	7,554
Tanganyika Territory . . .	—	—	15	10	15	—	—	2,600	1,595	1,900
Mauritius and Dependencies	13	10	19	46	27	3,800	3,480	3,200	12,815	4,805
British Guiana	2	27	4	9	..	220	2,001	652	2,961
Victoria . . .	1	..	10	200	..	2,400
New South Wales	..	21	3	16	15,910	556	4,135	..
Australian Commonwealth (Total)	1	21	13	16	..	200	15,310	2,966	4,135	..
Fiji Islands . . .	6	2	14	13	17	400	460	2,660	3,003	2,700
Other British Possessions	4	3	3	3	300	290	500	310	422
TOTAL BRITISH EMPIRE	2,560	2,930	4,523	4,999	5,549	2,28,420	2,85,220	6,24,380	5,65,982	6,86,296
Germany	18	..	1	2	..	2,000	150	515	250
France . . .	6	3	1,650	1,200
Italy . . .	6	7	..	9	..	900	1,700	..	900	..
Turkey, Asiatic
<i>Levant and Black Sea . . .</i>	..	4	700
<i>Red Sea . . .</i>	13	23	2,300	2,520
<i>Persian Gulf . . .</i>	261	143	29,690	29,150
<i>Mascat Territory and Trucial Oman . . .</i>	29	33	16	29	21	3,080	5,450	3,022	3,785	3,450
Other Native States in Arabia	95	16	62	108	65	9,920	2,310	12,880	18,300	10,870
Persia . . .	227	253	187	269	128	28,460	41,540	24,550	21,045	20,831
Sumatra	10	2	1,250	234	100	..
Java . . .	38	131	1	..	4	2,530	8,720	232	..	315
Slam	2	3	4	5	14	200	1,080	2,948	815	4,735
Indo-China (including Cochin-China, Cambodia, Annam, Tonkin and French leased territories in China)	..	72	1	..	2,450	612
China (exclusive of Hongkong and Macao)	19	23	..	72	32	3,700	2,710	..	8,755	5,369
Japan . . .	17	8	5	3	26	6,550	1,070	505	500	1,804
Egypt † . . .	—	—	—	—	4	—	—	—	—	1,070
German East Africa †	11	9	—	—	—	1,820	1,700	—	—	—
Portuguese East Africa	3	2	—	—	—	490	250	—	—	—
Italian East Africa (Somaliland and Eritrea)	7	1	1,500	250	..	1,030	1,500
United States of America— <i>Via Atlantic Coast . . .</i>	26	23	61	11	41	3,220	11,350	14,263	3,090	8,584
" <i>Pacific . . .</i>	30	1	2	6,770	160	240
Other Foreign Countries	6	2	..	1	6	1,230	1,660	13	260	855
TOTAL FOREIGN COUNTRIES	786	720	297	510	355	1,04,210	1,10,220	59,757	59,095	60,465

(a) Separately recorded from 1921-22.
 *Included in Turkey, Asiatic prior to 1921-22.
 †Shown as "Tanganyika Territory" under the British Empire from 1921-22.
 ‡Shown as a Russian Country from 1921-22.

No. 14—continued.

ARTICLES, AND COUNTRIES OF FINAL DESTINATION; ALSO SHARE OF EACH PROVINCE	QUANTITY					VALUE				
	1919-20	1920-21	1921-22	1922-23	1923-24	1919-20	1920-21	1921-22	1922-23	1923-24
						R	R	R	R	R
Books, printed, and printed matter (not being stationery), including maps and charts (III. V)—continued										
Share of Bengal	Cwts.	Cwts.	Cwts.	Cwts.	Cwts.					
	165	143	185	608	340	26,460	68,220	63,638	1,16,361	65,745
„ Bombay	2,567	2,760	4,129	4,107	4,530	2,35,420	2,52,200	2,39,632	2,91,325	6,16,180
„ Sind	18	16	12	31	147	1,400	2,630	2,222	3,715	4,543
„ Madras	694	777	481	742	821	66,240	77,930	76,158	1,10,500	1,45,887
„ Burma	8	35	13	21	66	1,110	3,690	2,289	2,776	14,406
TOTAL	3,346	3,720	4,820	5,509	5,904	3,82,680	4,04,470	6,84,137	6,25,077	7,46,701
Boots and Shoes (III. A)—										
United Kingdom	Pairs	Pairs	Pairs	Pairs	Pairs					
	1,838	2,453	186	813	474	18,040	10,910	637	4,781	2,588
Aden and Dependencies	18,818	9,064	11,721	7,324	17,073	42,650	24,380	24,127	14,244	33,530
Mesopotamia*	—	—	34,181	30,554	20,814	—	—	1,71,893	1,10,677	91,406
Bahrain Islands	82,420	6,340	3,024	12,868	12,850	42,330	13,510	6,871	20,821	18,430
Ceylon	0,498	8,657	8,847	11,273	12,002	18,930	27,100	19,582	32,302	33,407
Straits Settlements (including Labuan)	8,531	3,748	4,572	4,851	7,116	16,430	16,780	26,570	26,887	60,970
Federated Malay States	—	144	—	158	230	—	180	—	1,377	2,150
Hongkong	—	—	200	1,044	1	—	—	509	6,805	7
Egypt (a)	200	21,436	832	2,256	—	1,300	1,73,960	13,435	19,845	—
Cape of Good Hope	—	800	100	—	—	—	2,400	500	—	—
Natal	1,118	1,015	2,599	300	—	3,650	3,280	9,806	400	—
Zanzibar and Pemba	15,141	9,189	11,129	17,245	25,239	24,600	20,700	21,767	37,250	47,526
Kenya Colony	26,397	14,951	7,267	10,060	25,880	58,310	39,590	14,161	18,852	40,809
Tanganyika Territory	—	—	3,636	6,037	13,732	—	—	9,195	14,613	21,771
Anglo-Egyptian Sudan	—	—	980	1,780	260	—	—	1,400	2,250	800
Mauritius and Dependencies	540	6,454	12,004	41,314	10,204	2,740	29,040	49,545	1,01,913	39,860
Seychelles	1,580	780	117	142	—	8,000	2,000	890	780	—
British Guiana	—	1,742	—	—	—	—	1,400	—	—	—
Fiji Islands	—	—	620	1,242	241	—	—	2,220	4,323	1,098
Other British Possessions	644	10	202	80	2	1,570	20	625	257	20
TOTAL BRITISH EMPIRE	109,225	86,253	102,227	149,291	152,177	2,39,580	2,64,310	3,72,242	5,08,289	4,00,377
France	—	880	20	1	—	—	3,750	100	5	—
Italy	1,236	954	—	168	40	4,000	8,680	—	600	100
Greece	71,350	51,666	—	—	—	5,06,770	2,73,310	—	—	—
Turkey, Asiatic	—	—	—	—	—	—	2,780	—	—	—
Levant and Black Sea	—	633	—	—	—	—	27,870	1,62,090	—	—
Red Sea	14,148	20,629	—	—	—	4,05,640	4,12,220	—	—	—
Persian Gulf	112,078	81,210	—	—	—	—	—	—	1,600	—
Syria	—	—	—	300	—	—	—	—	—	—
Mascat Territory and Trucial Oman	13,495	5,222	5,806	6,639	7,247	22,480	12,290	7,415	10,763	18,362
Other Native States in Arabia	3,716	2,710	15,280	20,453	14,001	6,900	8,180	43,238	53,658	39,689
Persia	27,949	13,243	5,748	8,972	17,301	89,920	43,340	15,886	29,475	35,655
Sumatra	—	21	548	149	—	—	210	2,887	1,215	—
Java	209	591	916	2,117	965	1,140	4,070	6,554	7,438	4,000
Siam	136	129	426	297	80	850	210	1,235	955	100
Indo-China (including Cochinchina, Cambodia, Annam, Tonkin and French leased territories in China)	—	—	—	568	5	—	—	—	3,220	9
Egypt (a) Portuguese) East Africa	4,582	6,031	5,778	3,994	4,955	11,830	15,250	11,587	7,375	6,823
Madagascar	110	420	110	—	96	750	2,050	800	—	200
German East Africa †	3,234	1,630	—	—	—	5,030	4,380	—	—	—
Italian East Africa (Somali- land and Eritrea)	2,028	848	50	—	82	2,980	1,120	200	—	145
French Somaliland	612	—	—	—	60	2,420	—	—	—	390
United States of America— West Atlantic Coast	45	1,258	16	—	—	930	8,110	115	—	—
Other Foreign Countries	147	65	50	178	1	680	440	405	1,106	5
TOTAL FOREIGN COUNTRIES	255,065	187,640	34,727	43,826	46,843	10,88,730	9,52,420	90,423	1,17,410	1,11,168
Share of Bengal	9,945	17,713	30,027	72,322	57,036	10,88,730	9,52,420	90,423	1,17,410	1,11,168
„ Bombay	328,941	236,931	98,546	114,802	133,909	11,85,640	11,83,870	3,04,915	3,14,995	2,99,661
„ Sind	20,642	14,174	6,411	4,549	5,723	75,050	67,270	33,930	22,342	22,427
„ Madras	4,760	4,896	1,099	963	1,166	23,620	17,990	4,556	4,606	3,190
„ Burma	2	209	871	541	770	27	1,140	2,108	1,124	925
TOTAL	384,290	273,923	136,954	193,177	195,780	13,24,310	13,19,740	4,63,065	6,25,693	5,11,545

* Included in Turkey, Asiatic, prior to 1921-22.
† Shown as "Tanganyika Territory" under the British Empire from 1921-22.
(a) Shown as a Foreign Country from 1923-24.

GENERAL EXPORTS

(560)

INDIAN MERCHANDISE

No. 14—continued

ARTICLES, AND COUNTRIES OF FINAL DESTINATION; ALSO SHARE OF EACH PROVINCE	QUANTITY					VALUE				
	1919-20	1920-21	1921-22	1922-23	1923-24	1919-20	1920-21	1921-22	1922-23	1923-24
	Cwts.	Cwts.	Cwts.	Cwts.	Cwts.	R	R	R	R	R
Bristles (II. S)—										
United Kingdom	2,055	4,048	1,870	2,467	2,910	10,48,180	18,68,430	11,05,778	13,36,008	10,25,218
Canada—										
<i>Vid Atlantic Coast</i>	9	4,610
South Australia (including Northern Territory)	1	560
Victoria	18	1	..	2	3	10,000	1,500	..	1,280	2,260
New South Wales	7	2	2	3,700	980	2,140
Australian Commonwealth (Total)	21	3	..	2	5	15,160	2,480	..	1,280	4,300
Other British Possessions	10
TOTAL BRITISH EMPIRE	2,085	4,051	1,870	2,469	2,924	10,62,910	18,70,920	11,05,778	13,36,288	10,29,608
Germany	2	25	119	149	..	500	19,335	20,954	73,754
France	5	..	1	19	..	4,000	..	800	1,470
United States of America—										
<i>Vid Atlantic Coast</i>	124	2	4	67	12	77,790	2,000	4,950	88,885	1,500
Other Foreign Countries	3	..	1	740	..	80	..
TOTAL FOREIGN COUNTRIES	124	12	29	183	174	77,790	7,240	16,285	89,229	76,724
Share of Bengal	1,191	3,042	1,089	857	1,302	7,41,050	14,65,430	8,53,584	4,89,964	7,97,164
" Bombay	612	836	487	1,454	1,714	3,85,940	3,94,310	2,53,934	8,44,271	12,04,363
" Sind	408	126	114	337	82	33,710	7,030	6,910	68,250	4,800
" Madras	11	7	3	11,300	9,262	3,730	..
" Burma	902	371
TOTAL	2,209	4,063	1,899	2,651	3,098	11,40,700	16,78,160	11,24,061	14,05,515	20,06,332
Building and engineering materials, other than of iron, steel, or wood— Bricks (III. V)— Mesopotamia*	No.	No.	No. 200,172	No. 576	No. ..	—	—	46,786	85	..
Ceylon	12,040	27,941	30,587	876	155,640	490	3,080	4,804	98	12,664
Straits Settlements (including Labuan)	6,836	..	10,000	1,726	..	5.0
Mauritius and Dependencies	880	3,000
Other British Possessions	2,100	1,012	550	20	5,178	240	500	285	2	297
TOTAL BRITISH EMPIRE	15,020	28,953	239,595	971	170,818	3,730	3,580	53,051	185	13,471
Persia	46,600	7,080
Siam	10,000	1,600	..
Other Foreign Countries	30,100	16,600	12,000	5,500	14,060	1,020	950	500	245	404
TOTAL FOREIGN COUNTRIES	30,100	63,200	12,000	15,500	14,060	1,020	7,980	800	1,845	404
Share of Bengal	880	19,925	19,600	10,176	42,426	3,500	2,999	3,920	1,588	5,935
" Bombay	1,540	48,200	216,058	876	24	260	7,560	49,047	85	19
" Sind	30,100	16,000	5,000	3,500	14,060	1,020	620	300	186	399
" Madras	12,500	8,016	10,937	2,220	125,428	470	40	384	72	7,540
" Burma	12
TOTAL	45,120	92,153	251,595	16,471	184,878	4,750	11,510	53,551	2,080	13,875
Chalk and lime (II. B)— Mesopotamia*	Cwts.	Cwts.	Cwts.	Cwts.	Cwts.	—	—	37,764	3,170	5,750
Bahrain Islands	3,162	1,231	666	1,270	168	3,240	2,720	1,028	2,526	1.00
Ceylon	22,548	2,090	75	..	75	27,310	2,750	150	..	375
Straits Settlements (including Labuan)	723	288	642	308	497	2,070	1,200	6,245	1,678	2,101
Other British Possessions	60	29	39	17	57	530	280	275	135	100
TOTAL BRITISH EMPIRE	26,493	3,638	39,561	3,675	6,129	33,750	7,010	45,463	7,500	9,605

* Included in Turkey, Asiatic, prior to 1921-22.

No. 14—continued

ARTICLES, AND COUNTRIES OF FINAL DESTINATION; ALSO SHARE OF EACH PROVINCE	QUANTITY					VALUE				
	1919-20	1920-21	1921-22	1922-23	1923-24	1919-20	1920-21	1921-22	1922-23	1923-24
Building and engineering materials, other than of iron, steel, or wood—con- tinued						R	R	R	R	R
<i>Chalk and lime (II. B)</i> —continued	Cwts.	Cwts.	Cwts.	Cwts.	Cwts.					
Turkey, Asiatic			586			500
Red Sea	2	..	—	—	—	10	..	—	—	—
Persian Gulf	9,753	4,067	—	—	—	10,160	3,850	—	—	—
Maskat Territory and Trucial Oman	11,418	11,147	12,004	8,457	3,771	11,640	23,860	16,403	3,597	5,687
Other Native States in Arabia	1,080	910	31	1,317	886	1,780	1,395	30	3,016	1,190
Persia	1,839	2,746	8,272	5,967	6,614	3,040	2,630	8,075	11,360	11,009
Other Foreign Countries	1	310	5	105	..	5	375	75	190
TOTAL FOREIGN COUNTRIES	24,042	18,871	21,203	10,746	11,226	26,630	31,270	28,383	18,057	14,126
<i>Share of Bengal</i>	703	266	642	306	557	2,660	1,340	6,246	1,673	3,691
" Bombay	61	62	41	22	96	530	260	285	210	3,413
" Sind	27,002	19,717	59,926	13,514	16,531	29,660	33,390	64,015	22,142	21,423
" Madras	22,751	2,439	155	579	172	27,520	3,250	300	1,536	103
" Burma	13	25	20	30
TOTAL	50,535	22,509	60,764	14,421	17,355	60,380	38,310	70,846	25,566	28,032
<i>Pipes of earthenware (III. F)—(a)</i>	Cwts.	Cwts.	Cwts.	Cwts.						
B Straits Settlements (includ- ing Labuan)	1,194	—	4,480	—
Other British Possessions	179	12	32	181	—	620	90	250	618	—
TOTAL BRITISH EMPIRE	1,373	12	32	181	—	5,050	90	250	618	—
Total Foreign Countries	112	—	630	—
<i>Share of Bengal</i>	1,162	7	..	181	—	4,060	60	..	618	—
" Bombay	5	32	..	—	..	40	260	..	—
" Sind	6	—	50	—
" Madras	313	—	1,600	—
TOTAL	1,485	12	32	181	—	5,800	90	250	618	—
<i>Tiles (III. V)—</i>	No.	No.	No.	No.	No.					
Aden and Dependencies	42,840	42,840	..	400	175	2,350	2,170	..	75	40
Mesopotamia*	—	—	13,000	100	..	—	—	2,500	75	..
Maldives	125,478	..	80,360	2,000	7,530	6,680	..	3,115	120	470
Ceylon	2,507,289	3,712,352	4,047,390	4,100,241	4,308,130	1,19,250	1,96,160	2,14,139	2,10,710	2,32,311
Straits Settlements (including Labuan)	502,431	185,266	309,478	463,001	1,041,872	25,720	11,190	10,806	21,438	36,309
Zanzibar and Pemba	122,000	173,520	17,550	75,800	116,336	5,350	8,120	931	3,455	5,609
Kenya Colony	1,141,300	18,250	245,500	319,619	60,500	50,880	980	10,840	15,439	3,140
Other British Possessions	14	1,332	3,407	10	150	675
TOTAL BRITISH EMPIRE	4,441,338	4,132,228	4,683,292	4,962,493	6,235,970	2,04,230	2,18,510	2,48,341	2,60,462	2,98,454
Turkey, Asiatic		
Persian Gulf	65,305	..	—	—	—	4,060	..	—	—	—
Portuguese East Africa	43,730	39,800	58,000	2,500	..	1,920	590	2,440	100	..
Madagascar	30,800	20,750	15,500	21,024	18,600	2,080	1,110	660	1,149	782
Other Foreign Countries	21	4,502	6,000	2,640	2,135	..	420	815	747	89
TOTAL FOREIGN COUNTRIES	139,856	65,052	79,500	26,164	20,735	8,900	2,120	3,905	1,996	1,271
<i>Share of Bengal</i>	10,000	800	..
" Bombay	32,300	82,642	..	2,132	3,377	1,840	2,760	..	300	613
" Sind	15,305	4,500	19,000	2,340	2,975	2,840	410	2,315	747	485
" Madras	4,533,689	4,110,138	4,743,792	4,974,185	6,251,963	2,08,510	2,17,440	2,48,931	2,60,811	2,98,627
TOTAL	4,581,194	4,197,260	4,762,791	4,988,657	6,256,705	2,13,100	2,20,630	2,52,246	2,62,458	2,99,726

* Included in Turkey, Asiatic, prior to 1921-22.
(a) Shown under "Earthenware and Porcelain" from 1923-24.

GENERAL EXPORTS

(563)

INDIAN MERCHANDISE

No. 14—continued

ARTICLES, AND COUNTRIES OF FINAL DESTINATION; ALSO SHARE OF EACH PROVINCE	QUANTITY					VALUE				
	1910-20	1920-21	1921-22	1922-23	1923-24	1910-20	1920-21	1921-22	1922-23	1923-24
Building and engineering materials, other than of iron, steel, or wood—con- tinued						R	R	R	R	R
<i>Other kinds (III. F)—</i>	<i>Cwts.</i>	<i>Cwts.</i>	<i>Cwts.</i>	<i>Cwts.</i>	<i>Cwts.</i>					
United Kingdom	101,978	156,598	118,248	51,549	9,890	5,02,740	6,24,340	4,95,180	2,09,406	84,872
Aden and Dependencies	62	63	670	810	..	280	530	3,507	3,100	..
Mesopotamia*	—	—	13,130	2,801	1,850	—	—	73,752	12,757	5,550
Bahrain Islands	240	24	..	1,360	107	..
Ceylon	561	1,770	2,661	680	705	1,000	3,200	6,610	2,174	3,956
Straits Settlements (including Labuan)	1,022	3,179	200	195	295	6,110	6,200	1,800	1,560	2,810
Kenya Colony	220	600	80	..	7	1,020	4,500	225	..	100
Western Australia	120	182	60	810	2,700	1,620
South Australia (including Northern Territory)	80	20	1,710	550
Victoria	40	22	450	720
New South Wales	20	40	120	1,100	..
<i>Australian Commonwealth (Total)</i>	140	342	102	930	6,960	2,890
New Zealand (including Nauru and Br. Samoa.)	204	360	770	..	40	1,220	2,160	4,620	..	1,080
Other British Possessions	212	160	51	39	176	1,160	1,070	310	386	1,385
TOTAL BRITISH EMPIRE	104,190	162,728	136,900	56,940	12,865	6,05,790	6,42,000	5,86,934	2,35,452	1,02,940
Germany	2,000	7,240	1,950	12,000	42,360	11,700	..
Netherlands	5,000	18,015	8,015	30,000	1,08,077	22,612	..
Belgium	16,000	10,200	20,200	4,200	1,000	60,000	61,200	1,21,200	25,200	6,000
France	2,000	..	1,000	2,000	1,151	12,000	..	6,000	13,500	13,067
Turkey, Asiatic										
Red Sea	4	—	—	—	..	40	—	—	—
Persian Gulf	2,759	200	—	—	—	13,460	1,500	—	—	—
Maskat Territory and Trucial Oman	322	..	166	32	25	2,170	..	1,471	447	250
Other Native States in Arabia	770	97	162	100	616	4,220	980	876	400	3,610
Persia	10,874	1,511	11	2,369	353	44,000	8,900	68	10,065	1,334
Java	388	1,073
Siam	80	1,160
United States of America— Via Atlantic Coast	18,500	96,407	142,916	1,11,285	6,43,740	8,45,496
Other Foreign Countries	32	45	15	..	15	220	240	75	..	80
TOTAL FOREIGN COUNTRIES	32,757	19,187	65,369	110,073	146,464	1,72,160	1,11,010	3,91,412	7,27,664	8,70,900
Share of Bengal	4,326	12,757	837	1,423	1,623	8,260	6,580	6,284	10,598	10,915
Bombay	11,859	3,801	11,739	171	372	49,870	13,490	66,894	1,364	3,633
Sind	3,513	30	3,009	5,224	2,623	17,360	190	14,386	22,657	5,454
Madras	116,237	175,257	185,871	159,193	151,678	6,97,580	7,33,420	8,90,362	9,28,275	9,49,664
Burma	1,021	20	3	2	32	4,580	30	430	22	550
TOTAL	136,956	181,865	201,250	166,013	159,329	7,77,950	7,53,010	9,78,346	9,63,116	9,73,546

* Included in Turkey Asiatic, prior to 1921-22.

No. 14—continued

ARTICLES, AND COUNTRIES OF FINAL DESTINATION; ALSO SHARE OF EACH PROVINCE	QUANTITY					VALUE				
	1910-20	1920-21	1921-22	1922-23	1923-24	1910-20	1920-21	1921-22	1922-23	1923-24
Building and engineering materials, other than of iron, steel, or wood— concluded						R	R	R	R	R
<i>Total value of Building and engineering materials, other than of iron, steel, or wood—</i>										
United Kingdom	—	—	—	—	—	5,92,750	6,24,420	4,05,200	2,00,438	85,505
Aden and Dependencies	—	—	—	—	—	2,790	2,860	3,523	3,240	140
Mesopotamia*	—	—	—	—	—	—	—	1,00,762	10,087	11,330
Bahrain Islands	—	—	—	—	—	4,600	2,760	1,028	2,763	362
Maldives	—	—	—	—	—	6,700	..	3,115	408	704
Ceylon	—	—	—	—	—	1,43,570	2,06,130	2,25,203	2,22,000	2,00,806
Straits Settlements (including Labuan)	—	—	—	—	—	38,030	18,080	26,678	24,676	42,420
Zanzibar and Pemba	—	—	—	—	—	6,190	8,120	1,566	3,475	6,330
Kenya Colony	—	—	—	—	—	52,000	5,030	11,455	15,430	3,310
Mauritius and Dependencies	—	—	—	—	—	3,000
Seychelles	—	—	—	—	—	100	1,050
Western Australia	—	—	—	—	—	810	2,700	1,020
South Australia (including Northern Territory)	—	—	—	—	—	1,710	50
Victoria	—	—	—	—	—	450	720
New South Wales	—	—	—	—	—	120	1,100	..
<i>Australian Commonwealth (Total)</i>	—	—	—	—	—	930	6,960	2,890
New Zealand (including Nauru and Br. Samoa.)	—	—	—	—	—	1,220	2,160	4,020	..	1,080
Other British Possessions	—	—	—	—	—	800	1,110	70	90	50
TOTAL BRITISH EMPIRE	—	—	—	—	—	8,52,550	8,71,170	9,34,039	5,04,266	4,24,477
Germany	—	—	—	—	—	..	12,000	42,360	11,705	..
Netherlands	—	—	—	—	—	..	30,000	1,08,077	22,612	..
Belgium	—	—	—	—	—	96,000	61,200	1,21,200	25,200	6,900
France	—	—	—	—	—	12,000	..	6,000	18,500	13,057
Turkey, Asiatic	—	—	—	—	—	500
Red Sea	—	—	—	—	—	10	40	—	—	—
Persian Gulf	—	—	—	—	—	28,970	5,510	—	—	—
Maskat Territory and Tru- cial Oman	—	—	—	—	—	14,470	24,590	16,880	4,978	6,814
Other Native States in Arabia	—	—	—	—	—	6,000	2,380	106	3,416	4,800
Persia	—	—	—	—	—	47,130	13,560	8,143	21,484	12,308
Slam	—	—	—	—	—	600	1,150	..	1,800	..
Portuguese East Africa	—	—	—	—	—	1,920	690	2,740	180	2
Madagascar	—	—	—	—	—	2,080	1,110	650	1,209	762
United States of America— Via Atlantic Coast	—	—	—	—	—	..	10	1,11,285	6,48,740	8,45,496
Other Foreign Countries	—	—	—	—	—	220	140	450	..	1,309
TOTAL FOREIGN COUNTRIES	—	—	—	—	—	2,09,400	1,52,366	4,21,200	7,49,522	8,07,701
<i>Share of Bengal</i>	—	—	—	—	—	17,060	10,360	16,450	15,382	19,941
" <i>Bombay</i>	—	—	—	—	—	52,500	24,430	1,16,476	1,959	7,569
" <i>Sind</i>	—	—	—	—	—	10	34,510	31,916	45,931	30,762
" <i>Mudras</i>	—	—	—	—	—	9,35,680	9,51,190	11,39,067	11,90,494	12,35,136
" <i>Burma</i>	—	—	—	—	—	4,960	60	430	28	550
TOTAL	—	—	—	—	—	10,61,950	10,28,550	13,55,239	12,58,788	13,15,178
Handles of all kinds (III. V)—	Lbs.	Lbs.	Lbs.	Lbs.	Lbs.					
United Kingdom	1,482,048	837,101	824,769	454,173	9,953	4,17,370	2,35,430	2,46,202	1,27,731	2,800
Malta and Gozo	28,126	7,910
Aden and Dependencies	18,958	236	89,787	1,080	40,438	7,720	80	25,886	320	11,407
Mesopotamia*	—	—	229,344	158,804	146,070	—	—	80,651	57,201	61,701
Bahrain Islands	35,359	1,422	10,490	16,842	11,843	15,070	600	3,488	8,089	5,693
Ceylon	1,075,895	1,036,512	556,964	1,130,280	839,551	2,02,190	2,02,440	1,64,728	3,17,903	2,41,270
Straits Settlements (including Labuan)	560,670	568,592	423,811	422,654	738,266	1,60,360	1,59,610	1,17,751	1,19,200	2,07,735
Federated Malay States	110,936	5,625	30,315	92,815	121,693	31,200	1,580	8,524	26,105	37,293

* Included in Turkey, Asiatic, prior to 1921-22.

GENERAL EXPORTS

(564)

INDIAN MERCHANDISE

No. 14—continued

ARTICLES, AND COUNTRIES OF FINAL DESTINATION; ALSO SHARE OF EACH PROVINCE	QUANTITY					VALUE				
	1919-20	1920-21	1921-22	1922-23	1923-24	1919-20	1920-21	1921-22	1922-23	1923-24
Candles of all kinds (III. V)—contd.	Lbs.	Lbs.	Lbs.	Lbs.	Lbs.	R	R	R	R	R
British Borneo	9,611	13,714	18,448	18,749	28,875	2,700	3,860	5,188	5,273	8,121
Hongkong	114,287	70,288	105,187	24,823	705,020	82,180	24,430	46,466	6,981	1,96,995
Egypt(a)	3,147,637	187,270	..	13,040	—	8,85,270	38,610	..	4,116	—
Zanzibar and Pemba	17,688	43,636	20,849	18,947	70,667	8,740	21,310	5,925	5,476	20,044
Kenya Colony	33,271	36,009	69,688	35,922	66,881	8,840	13,780	20,070	10,388	19,982
Tanganyika Territory	—	—	15,868	..	11,250	—	—	4,658	..	3,164
Mauritius and Dependencies	151,534	112,068	305,090	4,204	169,080	43,270	31,740	1,03,163	2,460	48,402
Seychelles	672	7,852	12,584	9,942	7,372	460	4,050	5,040	4,309	2,359
Victoria	25,000	..	50,000	7,080	..	14,083	..
New South Wales	80,000	25,000	..	22,500	7,031	..
Australian Commonwealth (Total)	80,000	25,000	..	75,000	..	22,500	7,030	..	21,114	..
New Zealand (including Nauru and Br. Samoa.)	172,500	483,125	181,250	199,875	224,675	48,620	1,35,880	36,914	56,214	63,246
Other British Possessions	56	45	112	40	50	32
TOTAL BRITISH EMPIRE	7,021,022	3,376,904	2,992,681	2,678,250	3,202,332	19,87,370	9,70,480	8,82,085	7,72,850	9,30,711
Greece	100,000	28,180
Turkey, European	5,000	56	1,410	40
Turkey, Asiatic
Levant and Black Sea	82,500	10,830
Red Sea	1,460	3,168	660	2,060
Persian Gulf	890,465	113,217	3,92,250	55,550
Mascat Territory and Trucial Oman	14,959	8,085	4,444	3,301	1,093	6,950	3,680	1,611	1,711	887
Other Native States in Arabia	9,172	..	3,885	1,263	1,390	3,600	..	1,968	830	850
Persia	671,615	207,107	571,035	801,087	661,975	3,98,500	1,06,180	2,12,392	1,16,022	2,08,043
Java	1,228	642	526	1,161	38,038	1,670	1,050	1,000	1,377	11,576
Slam	502,318	560,825	494,889	772,864	696,346	1,41,460	1,57,980	1,39,318	2,16,695	1,96,065
Indo-China (including Cochin-China, Cambodia, Annam, Tonkin and French leased territories in China)	66,408	813,257	246,785	835,976	263,539	18,680	88,100	69,451	94,679	74,926
Philippine Islands and Guam	366,072	156,253	143,764	151,059	135,941	1,03,210	43,950	40,431	42,485	38,232
China (exclusive of Hongkong and Macao)	1,431,537	891,537	1,584,011	838,353	181,871	4,16,680	2,50,740	4,45,499	2,84,361	51,151
Portuguese East Africa	19,295	14,333	12,162	7,188	6,983	9,600	8,400	4,915	2,942	2,294
Somaland (French)	89,375	34,020
Other Foreign Countries	220	12,395	212	40	260	150	1,370	268	50	256
TOTAL FOREIGN COUNTRIES	4,457,033	2,270,025	3,061,753	2,407,297	1,991,336	16,67,890	7,19,130	9,17,353	7,11,173	6,84,419
<i>Share of Bengal</i>	<i>3,822</i>	<i>11,080</i>	<i>770</i>	<i>1,325</i>	<i>1,749</i>	<i>3,830</i>	<i>8,900</i>	<i>1,212</i>	<i>1,577</i>	<i>1,975</i>
<i>Bombay</i>	<i>1,248,227</i>	<i>316,086</i>	<i>290,243</i>	<i>204,903</i>	<i>177,069</i>	<i>6,25,640</i>	<i>1,65,440</i>	<i>1,49,915</i>	<i>1,08,905</i>	<i>96,124</i>
<i>Sind</i>	<i>280,775</i>	<i>82,317</i>	<i>27,156</i>	<i>6,320</i>	<i>5,314</i>	<i>1,31,700</i>	<i>40,850</i>	<i>13,530</i>	<i>2,323</i>	<i>2,663</i>
<i>Madras</i>	<i>160</i>	<i>840</i>	<i>738</i>	<i>402</i>	<i>91</i>	<i>70</i>	<i>1,420</i>	<i>12,490</i>	<i>257</i>	<i>67</i>
<i>Burma</i>	<i>9,939,671</i>	<i>6,237,696</i>	<i>6,735,623</i>	<i>4,872,597</i>	<i>5,009,445</i>	<i>27,94,020</i>	<i>14,73,060</i>	<i>16,22,291</i>	<i>18,70,461</i>	<i>14,14,366</i>
TOTAL	11,478,655	5,647,910	6,054,434	5,085,547	5,193,668	36,55,260	16,89,660	17,99,438	14,84,023	15,15,130
Gangs and Rattans (II. S)	Cwts.	Cwts.	Cwts.	Cwts.	Cwts.					
United Kingdom	602	800	52	87	135	33,430	24,720	4,623	3,162	3,762
Aden and Dependencies	48	3	17	2	47	1,310	80	155	28	770
Ceylon	208	141	123	338	500	9,230	3,750	5,200	21,043	14,024
Egypt(a)	21	304	55	98	—	1,760	5,250	2,400	2,840	—
Western Australia	3	360
South Australia (including Northern Territory)	3	50
Victoria	5	5	..	2	..	450	610	..	500	..
New South Wales	15	10	..	1,900	1,940	..
Australian Commonwealth (Total)	22	3	..	12	..	3,400	970	..	2,440	..
New Zealand (including Nauru and Br. Samoa)	240	22	2,760	500
Fiji Islands	372	8,735
Other British Possessions	280	363	21	27	220	1,980	1,740	720	751	945
TOTAL BRITISH EMPIRE	1,571	1,790	263	564	3,371	51,870	30,960	13,168	30,264	23,256

(a) Shown as a foreign country from 1923-24.

No. 14—continued

ARTICLES, AND COUNTRIES OF FINAL DESTINATION; ALSO SHARE OF EACH PROVINCE	QUANTITY					VALUE				
	1919-20	1920-21	1921-22	1922-23	1923-24	1919-20	1920-21	1921-22	1922-23	1923-24
Canes and Rattans (II. S) <i>—continued</i>	Cwts.	Cwts.	Cwts.	Cwts.	Cwts.	R	R	R	R	R
Germany	21	215	360	3,020	..
France	600	90	22	1	..	500	4,000	450	10
Turkey, Asiatic		
Red Sea	8	70
Persian Gulf	238	64	2,240	220
Mascat Territory and Trucial Oman	146	108	187	844	97	770	560	2,257	448	601
Other Native States in Arabia	136	88	422	660	146	1,708
Persia	798	11	65	80	..	1,070	140	80	70	..
Egypt (a)	206	9,880
Italian East Africa (Somali- land and Eritrea)	1,138	10,880
United States of America—										
<i>Vid Atlantic Coast</i>	64	25	30	39	75	2,280	450	570	862	1,650
Other Foreign Countries	36	94	8	5	13	370	230	186	75	400
TOTAL FOREIGN COUNTRIES	1,288	2,040	532	738	814	7,400	18,930	8,773	5,071	14,405
<i>Share of Bengal</i>	769	2,764	51	69	69	14,490	29,540	1,326	4,423	1,975
<i>Bombay</i>	202	113	160	389	84	2,390	660	4,318	1,829	789
<i>Sind</i>	1,093	196	228	12	618	4,710	720	1,327	60	1,339
<i>Madras</i>	805	777	381	822	1,312	37,780	24,970	14,960	23,953	38,023
<i>Burma</i>	10	5	68	35
TOTAL	2,859	3,830	800	1,302	2,088	59,270	55,890	21,081	36,385	42,601
Casein (II. S)—	Cwts.	Cwts.	Cwts.	Cwts.	Cwts.					
United Kingdom	5,591	16,251	4,780	6,329	4,596	1,42,980	4,57,040	1,31,048	2,21,184	1,70,605
Germany	199	24	3,741	1,026	..	6,220	1,765	1,48,778	59,082
Netherlands	100	2,610
Japan	493	100	100	14,700	3,000	4,000
United States of America—										
<i>Vid Atlantic Coast</i>	3,181	1,088	..	3,837	1,578	80,960	24,950	..	1,42,547	78,652
Other foreign countries	40	10	820	610
TOTAL FOREIGN COUNTRIES.	8,814	1,347	184	7,678	8,204	98,990	33,780	5,765	2,91,325	1,32,734
<i>Share of Bombay</i>	9,405	17,598	4,914	13,907	7,800	2,41,920	4,90,820	1,37,708	6,12,400	3,63,300
Chemicals and chemical preparations (excluding chemical manures and medicines)—	Cwts.	Cwts.	Cwts.	Cwts.	Cwts.					
Acetone (III. C)
Alum (III. C)—	Cwts.	Cwts.	Cwts.	Cwts.	Cwts.					
TOTAL BRITISH EMPIRE	6	6	88	12	19	90	880	565	300	334
<i>Share of Bengal</i>	6	6	38	6	19	90	370	665	180	334
<i>Bombay</i>	6	120	..
<i>Madras</i>	10
TOTAL	6	6	88	12	19	90	880	565	300	334
Arsenic (III. C)—	Cwts.	Cwts.	Cwts.	Cwts.	Cwts.					
Bahrain Islands	26	20	42	75	..	1,360	800	1,910	3,150	..
Straits Settlements (including Labuan)	58	15	110	68	98	2,110	610	4,635	2,075	4,017
Other British Possessions	4	1	..	1	5	60	70	40	25	230
TOTAL BRITISH EMPIRE	88	36	161	144	103	3,570	1,480	6,585	6,150	4,247
Native States in Arabia other than Mascat Territory and Trucial Oman	5	..	19	8	..	110	..	1,350	460	..
Other Foreign Countries	8	12	3	450	690	140
TOTAL FOREIGN COUNTRIES	13	12	22	8	..	560	690	1,490	460	..
<i>Share of Bengal</i>	61	18	119	69	94	3,150	680	4,035	2,000	3,872
<i>Bombay</i>	40	38	64	83	..	1,980	1,480	3,440	3,610	..
<i>Burma</i>	9	375
TOTAL	101	48	183	152	103	4,130	2,160	8,075	6,610	4,247

(a) Shown as a foreign country from 1923-24.

ARTICLES, AND COUNTRIES OF FINAL DESTINATION; ALSO SHARE OF EACH PROVINCE	QUANTITY					VALUE				
	1910-20	1920-21	1921-22	1922-23	1923-24	1910-20	1920-21	1921-22	1922-23	1923-24
Chemicals and chemical preparations (excluding chemical manures and medicines)—continued						R	R	R	R	R
<i>Potassium Compounds—Nitrate (III. C)—</i>	Cwts.	Cwts.	Cwts.	Cwts.	Cwts.					
United Kingdom	110,636	110,808	86,812	42,376	16,842	18,52,000	21,19,630	14,25,408	6,28,732	2,82,778
Mesopotamia*	—	—	60	—	—	1,500
Ceylon	99,204	36,086	44,725	50,047	66,082	12,30,620	4,91,730	5,58,982	6,21,702	7,35,496
Straits Settlements (including Labuan)	4,151	3,890	6,119	7,294	3,508	74,740	92,350	1,98,574	1,80,064	80,268
Hongkong	44,626	45,046	50,793	45,535	32,410	6,54,430	9,14,220	12,08,789	10,99,660	7,10,620
Cape of Good Hope	241	..	87	1,042	18	8,580	..	1,771	18,205	382
Natal	1,242	1,140	1,800	17,900	25,850	28,950
Zanzibar and Pemba	13	1	3	13	69	350	20	50	320	1,755
Mauritius and Dependencies	46,028	107,816	29,884	41,929	39,485	7,03,440	21,16,310	4,97,209	7,15,501	7,33,813
British West India Islands	3,504	600	550	406	..	75,550	8,662	15,500	7,106
Western Australia	20	39	20	460	997	510	..
South Australia (including Northern Territory)	40	40	885	810
Victoria	2,160	900	640	1,040	1,120	33,760	17,920	13,482	21,510	20,855
Tasmania	168	3,180
New South Wales	440	731	236	400	160	7,870	14,850	5,500	8,964	3,160
Queensland	60	20	120	1,519	442	2,430
<i>Australian Commonwealth (Total)</i>	2,606	1,819	975	1,520	1,440	41,630	36,360	21,498	32,311	27,245
New Zealand (including Nauru and Br. Samoa)	770	260	310	41	80	15,200	4,310	6,859	874	1,380
Other British Possessions	85	26	..	20	29	1,360	620	20	610	637
TOTAL BRITISH EMPIRE	309,552	310,976	224,158	191,266	161,038	45,96,280	58,76,950	39,58,332	33,10,599	25,81,388
France	4,600	51,450
Mascat Territory and Trucial Oman	107	28	61	1,830	280	1,583
Other Native States in Arabia	235	7	48	27	108	6,460	350	1,300	800	3,220
Perak	60	17	1,600	231
Java	208	681	738	220	488	8,620	14,880	16,845	6,220	10,525
Siam	274	81	287	440	807	6,630	2,560	9,380	10,562	36,390
Japan	12,437	100	398	..	1,028	2,42,640	2,700	8,840	..	24,150
Somaliand (French)	9,200	1,24,200
United States of America—										
Via Atlantic Coast	29,650	69,670	9,320	2,062	1,500	4,19,830	10,56,320	1,41,857	32,431	21,004
" Pacific "	3,932	9,144	52,080	1,37,160
French West Indies (including St. Pierre and Miquelon)	17,922	2,68,174	..
Hawaii	628	512	9,250	8,448
Other Foreign Countries	26	2	980	50
TOTAL FOREIGN COUNTRIES	61,423	78,711	10,791	20,071	5,183	9,20,620	12,14,250	1,76,172	3,18,187	1,05,691
Share of Bengal	339,291	305,831	220,486	194,856	145,719	48,70,020	54,60,550	38,57,198	33,51,523	24,59,504
" Bombay	750	22,670	1,335	2,465	3,391	20,560	3,93,280	41,184	78,264	1,09,484
" Sind	31,000	61,186	13,128	14,612	7,064	6,25,610	12,37,430	2,32,822	2,07,744	1,17,176
" Madras	4	4	47	300	256	915
TOTAL	370,975	389,687	234,949	211,937	156,921	55,16,880	70,91,200	41,31,504	36,37,786	26,87,079
<i>Other sorts (III. C)—</i>	Cwts.	Cwts.	Cwts.	Cwts.	Cwts.					
Ceylon	4	421	5	170	6,040	281
Hongkong	10	..	2	10	..	1,400	..	280	1,110	..
New Zealand (including Nauru and Br. Samoa)	12	1,920
Other British Possessions	1	120
TOTAL BRITISH EMPIRE	26	421	7	10	1	3,490	6,040	561	1,110	120
Share of Bengal	24	420	6	10	1	3,450	6,000	565	1,110	120
" Madras	2	1	1	40	40	56
TOTAL	26	421	7	10	1	3,490	6,040	561	1,110	120

* Included in Turkey, Asiatic prior to 1921-22.

No. 14—continued

ARTICLES, AND COUNTRIES OF FINAL DESTINATION; ALSO SHARE OF EACH PROVINCE	QUANTITY					VALUE				
	1919-20	1920-21	1921-22	1922-23	1923-24	1919-20	1920-21	1921-22	1922-23	1923-24
Chemicals and chemical preparations (excluding chemical manures and medicines)—continued						R	R	R	R	R
<i>Soda Compounds— Soda (III. C)—</i>	Cwts.	Cwts.	Cwts.	Cwts.	Cwts.					
Mesopotamia*	—	—	62	27	2	—	—	2,225	875	60
Straits Settlements (includ- ing Labuan)	1,014	720	768	718	849	88,060	22,830	27,081	26,935	32,343
Hongkong	3,207	4,362	4,577	2,922	3,806	1,02,940	1,36,930	1,65,695	89,608	1,37,257
Other British Possessions	86	52	29	43	66	2,860	1,970	796	1,280	1,884
TOTAL BRITISH EMPIRE	4,397	5,134	5,436	3,110	4,811	1,88,860	1,61,730	1,96,697	1,18,707	1,71,544
TOTAL FOREIGN COUNTRIES	74	40	27	85	85	2,420	1,400	1,140	3,020	2,760
<i>Share of Bengal</i>	<i>4,095</i>	<i>5,095</i>	<i>5,354</i>	<i>3,091</i>	<i>4,750</i>	<i>1,32,720</i>	<i>1,59,930</i>	<i>1,93,901</i>	<i>1,17,920</i>	<i>1,69,367</i>
„ Bombay	286	78	109	104	148	8,560	3,170	3,935	3,867	4,941
„ Madras	1	30
TOTAL	4,381	5,174	5,465	3,195	4,898	1,41,280	1,63,180	1,97,837	1,21,727	1,74,304
Other sorts (III. C)—	Cwts.	Cwts.	Cwts.	Cwts.	Cwts.					
Aden and Dependencies	5,491	20	12	150	3	81,660	300	290	3,000	30
Mesopotamia*	—	—	213	161	10	—	—	2,550	1,465	100
Ceylon	36	175	1,108	568	122	460	2,220	9,014	3,071	1,867
Straits Settlements (including Labuan)	150	959	127	..	8	2,530	15,600	3,205	..	1,055
Egypt(a)	1,000	400	—	9,690	3,310	—
Cape of Good Hope	500	3,950
Natal	1,112	2,018	3	..	15	12,000	46,580	125	..	640
Zanzibar and Pemba	138	..	11	..	81	2,800	..	275	..	655
South Australia (including Northern Territory) Victoria	1,500	814 6,507	14,700	13,320 69,430
New South Wales	1,500	5,708	14,700	52,820
<i>Australian Commonwealth (Total)</i>	<i>3,000</i>	<i>13,029</i>	<i>..</i>	<i>..</i>	<i>..</i>	<i>29,400</i>	<i>1,31,570</i>	<i>..</i>	<i>..</i>	<i>..</i>
Other British Possessions	38	29	18	48	46	900	770	342	725	1,019
TOTAL BRITISH EMPIRE	11,370	10,625	1,485	927	235	1,43,410	2,00,300	15,601	8,251	4,860
Italy	201	3,420
Turkey, Asiatic
Red Sea	43	15	—	—	—	760	160	—	—	—
Persian Gulf	3	420	—	—	—	120	4,000	—	—	—
Maskat Territory and Trucial Oman	38	6	15	35	..	1,410	130	255	909
Other Native States in Arabia	16	145	93	62	..	790	4,210	3,065	1,245
Persia	13	11	22	246	15	280	300	400	5,241	300
Sumatra	1,000	1,000	11,750	14,900	280
Java	100	1,000	62	1	..	1,570	12,750	6,150	920	..
Philippine Islands and Guam	208	150	3,160	5,605
Japan	2,500	1	26,150	30
Italian East Africa (Somali- land and Eritrea)	820	44	11,700	1,750
Other Foreign Countries	73	8	20	4	20	1,230	320	425	150	535
TOTAL FOREIGN COUNTRIES	4,062	2,951	395	360	133	53,560	43,040	17,290	9,631	3,109
<i>Share of Bengal</i>	<i>9,350</i>	<i>18,756</i>	<i>1,342</i>	<i>501</i>	<i>7</i>	<i>98,520</i>	<i>2,30,340</i>	<i>23,042</i>	<i>3,220</i>	<i>1,045</i>
„ Bombay	8,072	669	538	785	360	1,00,450	19,690	10,049	14,662	6,920
„ Madras	1	18
„ Burma	161	2,310
TOTAL	15,422	19,576	1,880	1,288	368	1,96,970	2,43,340	33,091	17,882	7,975
Other sorts of chemicals (III. C)—										
United Kingdom	—	—	—	—	—	7,560	6,900	8,082	1,922	20,269
Aden and Dependencies	—	—	—	—	—	36,400	33,090	33,192	51,095	42,827
Mesopotamia*	—	—	—	—	—	—	—	4,834	16,835	1,860
Bahrain Islands	—	—	—	—	—	1,890	560	9,202	1,419	7,625
Ceylon	—	—	—	—	—	40,890	50,820	47,010	23,483	10,094
Straits Settlements (includ- ing Labuan)	—	—	—	—	—	2,27,140	1,48,560	29,587	44,638	27,718
Hongkong	—	—	—	—	—	80	430	200	8,000	—
Zanzibar and Pemba	—	—	—	—	—	1,030	90	1,080	1,944	53
Kenya Colony	—	—	—	—	—	2,090	3,010	3,077	390	577
New South Wales	—	—	—	—	—	2,726	..
<i>Australian Commonwealth (Total)</i>	<i>..</i>	<i>..</i>	<i>..</i>	<i>..</i>	<i>..</i>	<i>1,020</i>	<i>1,090</i>	<i>1,909</i>	<i>2,756</i>	<i>574</i>
Other British Possessions	—	—	—	—	—	610	..
TOTAL BRITISH EMPIRE	—	—	—	—	—	3,15,100	2,44,340	1,62,273	1,53,968	1,11,597

*Included in Turkey, Asiatic, prior to 1921-22.

(a) Shown as a foreign country from 1923-24.

GENERAL EXPORTS

(568)

INDIAN MERCHANDISE

No. 14—continued

ARTICLES, AND COUNTRIES OF FINAL DESTINATION; ALSO SHARE OF EACH PROVINCE	QUANTITY					VALUE				
	1919-20	1920-21	1921-22	1922-23	1923-24	1919-20	1920-21	1921-22	1922-23	1923-24
						R	R	R	R	R
Chemicals and chemical preparations (excluding chemical manures and medicines)—continued										
<i>Other sorts of chemicals (III. C)—continued</i>										
Turkey, Asiatic							
Red Sea						1,630	2,510	—	—	—
Persian Gulf						4,880	4,800	—	—	—
Maskat Territory and Trucial Oman						4,120	600	1,750	3,069	2,675
Other Native States in Arabia						830	250	2,845	6,720	917
Persia						7,200	4,420	5,017	9,197	6,575
Java						1,518	288	1,038
Sum						150	..	1,300
Indo-China (including Cochinchina, Cambodia, Annam, Tonkin and French leased territories in China)						2,600
China (exclusive of Hongkong and Macao)						70	15,702	..
Italian East Africa (Somaliland and Britira)						1,695	1,743
Other Foreign Countries						540	50	7.0	..	160
TOTAL FOREIGN COUNTRIES						21,760	12,650	12,880	36,671	14,408
<i>Share of Bengal</i>						<i>2,36,690</i>	<i>1,62,390</i>	<i>62,415</i>	<i>51,228</i>	<i>30,510</i>
" Bombay						89,310	24,030	26,142	32,207	9,972
" Sind						42,360	41,070	48,410	65,112	65,676
" Madras						14,580	19,630	14,084	14,983	17,416
" Burma						16,620	10,210	4,102	26,204	2,433
TOTAL						3,39,860	2,67,330	1,56,163	1,80,734	1,26,095
Total value of Chemicals and chemical preparations										
United Kingdom						18,59,500	21,27,010	14,33,560	6,30,679	3,03,177
Aden and Dependences						1,18,530	33,520	88,532	54,098	42,907
Mesopotamia*						—	—	11,149	10,165	2,020
Bahrain Islands						5,050	2,240	11,304	5,509	8,782
Ceylon						12,72,500	5,51,450	6,15,523	6,48,683	7,47,623
Straits Settlements (including Labuan)						8,89,580	2,70,950	2,64,432	2,60,612	1,45,551
Hongkong						7,58,850	10,51,580	13,69,964	11,08,378	8,47,786
Egypt (a)						9,800	8,560
Cape of Good Hope						7,420	..	1,771	18,265	382
Natal						29,950	72,500	29,115	610	640
Zanzibar and Pemba						4,360	110	1,505	2,529	2,613
Kenya Colony						2,970	3,700	3,387	650	1,341
Mauritius and Dependences						7,04,750	21,17,820	4,97,578	7,19,363	7,34,735
British West India Islands						..	75,550	8,662	15,500	7,105
Western Australia						500	400	997	510	..
South Australia (including Northern Territory)						..	13,820	..	885	510
Victoria						48,460	83,350	13,482	21,510	20,075
Tasmania						..	3,130
New South Wales						22,570	67,720	5,500	11,600	3,150
Queensland						1,519	442	2,430
<i>Australian Commonwealth (Total)</i>						<i>71,530</i>	<i>1,67,960</i>	<i>21,498</i>	<i>35,037</i>	<i>27,365</i>
New Zealand (including Nauru and Br. Samoa)						17,180	4,310	6,959	874	1,380
Other British Possessions						680	150	1,030	230	629
TOTAL BRITISH EMPIRE						52,02,780	64,91,520	43,16,514	30,07,180	29,74,090
Italy						..	3,120
France						51,450
Turkey, Asiatic							
Red Sea						3,560	3,030	—	—	—
Persian Gulf						5,170	9,170	—	—	—
Maskat Territory and Trucial Oman						7,340	2,650	2,400	3,569	5,547
Other Native States in Arabia						7,700	1,720	10,065	11,460	5,927
Persia						9,440	5,310	6,407	14,708	7,556
Sumatra						11,750	14,900	280
Java						5,100	27,600	24,513	7,653	12,219

* Included in Turkey, Asiatic, prior to 1921-22.
(a) Shown as a foreign country from 1923-24.

No. 14—continued

ARTICLES, AND COUNTRIES OF FINAL DESTINATION; ALSO SHARE OF EACH PROVINCE	QUANTITY					VALUE				
	1919-20	1920-21	1921-22	1922-23	1923-24	1919-20	1920-21	1921-22	1922-23	1923-24
Chemicals and chemical preparations (excluding chemical manures and medicines)—concluded						R	R	R	R	R
<i>Total value of Chemicals and chemical preparations—concluded</i>										
Slam	—	—	—	—	—	7,460	2,710	10,180	11,187	38,255
Indo-China (including Cochinchina, Cambodia, Annam, Tonkin and French leased territories in China)	—	—	—	—	—	2,000
Philippine Islands and Guam	—	—	—	—	—	..	8,100	6,305
China (exclusive of Hongkong and Macao)	—	—	—	—	—	16,952	850
Japan	—	—	—	—	—	2,68,780	2,750	8,840	..	24,180
Italian East Africa (Somaliland and Eritrea)	—	—	—	—	—	11,700	1,700	..	1,605	1,748
Somaliland (French)	—	—	—	—	—	1,24,200
United States of America—										
<i>Via Atlantic Coast</i>	—	—	—	—	—	4,19,880	10,56,320	1,41,867	32,431	21,004
" Pacific "	—	—	—	—	—	52,080	1,37,100
French West Indies (including St Pierre and Miquelon)	—	—	—	—	—	2,08,174	..
Hawaii	—	—	—	—	—	9,250	8,448
Other Foreign Countries	—	—	—	—	—	1,320	320	125	160	250
TOTAL FOREIGN COUNTRIES	—	—	—	—	—	9,98,920	12,72,000	2,10,072	3,67,069	1,25,968
<i>Share of Bengal</i>	—	—	—	—	—	53,41,540	60,20,200	61,42,261	35,28,181	20,64,748
" Bombay	—	—	—	—	—	1,60,860	4,32,550	85,081	1,32,670	1,31,317
" Sind	—	—	—	—	—	6,67,360	12,78,550	2,51,232	2,72,866	1,82,851
" Madras	—	—	—	—	—	16,220	19,710	24,140	15,238	18,340
" Burma	—	—	—	—	—	18,620	12,620	4,102	26,204	2,808
TOTAL	—	—	—	—	—	62,01,700	77,63,580	45,26,786	39,75,149	80,00,004
Coal, coke, and Patent fuel—										
<i>Coal (II. A)—</i>										
United Kingdom	Tons 114	Tons 40	Tons 6	Tons 10	Tons 118	1,140	930	395	404	6,639
Aden and Dependencies	31,490	76,666	6,712	4,17,550	9,84,190	80,544
Mesopotamia *	—	—	590	8	..	—	—	10,480	200	..
Bahrain Island	18	35	..	30	..	600	1,400	..	1,500
Ceylon	426,404	674,005	104,727	97,111	109,116	51,06,820	87,98,290	13,81,127	14,63,098	17,78,400
Straits Settlements (including Labuan)	120,498	194,381	22,343	14,27,840	25,99,460	4,19,508
Hongkong	1,612	19,360
Egypt (a)	17,528	74,370	2,46,390	9,56,550
Kenya Colony	500	9,500	..
Mauritius and Dependencies	1,500	18,600
TOTAL BRITISH EMPIRE	597,646	1,020,883	112,070	97,624	181,602	72,19,100	1,38,58,050	14,82,956	14,78,200	22,06,143
Belgium	98	1,470
France	6,087	73,040
Italy	3,486	52,290
Turkey, Asiatic
Red Sea	1,100	35,400
Persian Gulf	565	11,068	14,690	1,54,300
Persia	299	1,520	1,177	..	815	8,970	66,320	46,891	..	21,778
Sumatra	55,822	52,387	6,83,610	6,45,820
Java	18,016	14,963	100	2,10,550	1,89,650	1,000
Colombes and other Islands	5,000	61,180
Philippine Islands and Guam	2,331	14,041	27,070	1,51,950
Algeria	16,653	2,11,270
Other Foreign Countries	15	25	630	1,003
TOTAL FOREIGN COUNTRIES	82,123	121,725	1,300	..	915	10,06,970	15,80,760	49,264	..	22,678

* Included in Turkey, Asiatic, prior to 1921-22.

(a) Shown as a foreign country from 1922-24.

GENERAL EXPORTS

(570)

INDIAN MERCHANDISE

No. 14—continued

ARTICLES, AND COUNTRIES OF FINAL DESTINATION; ALSO SHARE OF EACH PROVINCE	QUANTITY					VALUE				
	1919-20	1920-21	1921-22	1922-23	1923-24	1919-20	1920-21	1921-22	1922-23	1923-24
						R	R	R	R	R
Coal, Coke, and Patent fuel <i>—continued</i>										
Coal (II. A)—continued	Tons	Tons	Tons	Tons	Tons					
Share of Bengal	672,773	1,135,722	111,537	97,611	131,559	80,55,390	1,47,07,380	14,66,151	14,72,596	21,99,389
" Bombay	6,991	3,330	1,630	..	800	1,70,680	1,18,310	60,328	48	21,204
" Sind	3,566	152	3	48	..	1,13,110	5,771	250	2,121
" Madras	6	3
" Burma	1	10	110	..	10	70	300	6,600
TOTAL	679,769	1,142,608	113,370	97,624	132,517	82,26,070	1,40,38,810	15,32,320	14,73,200	22,29,816
Coke (II. A) -	Tons	Tons	Tons	Tons	Tons					
United Kingdom	121	3,480
Mesopotamia*	228	302	19,370	28,487	..
Ceylon	118	616	381	262	19	3,330	24,140	16,500	4,993	580
Straits Settlements (including Labuan)	443	495	16,820	18,362
Other British Possessions	3	18	3	..	12	340	860	182	..	445
TOTAL BRITISH EMPIRE	237	1,075	1,107	564	31	7,150	41,840	64,414	33,430	1,025
Turkey, Asiatic										
Persian Gulf	37	2,460
Persia	95	202	105	4	..	6,070	16,980	9,765	80	..
Java	295	480	160	11,170	12,770	6,500
Siam	100	8,000
Japan	900	9,000
Other Foreign Countries	1	100
TOTAL FOREIGN COUNTRIES	1,391	728	255	4	..	34,340	32,210	16,265	80	..
Share of Bengal	1,429	1,538	1,026	202	29	27,000	53,130	41,362	4,993	950
" Bombay	199	203	336	306	2	14,490	16,160	29,317	23,517	75
" Sind	62	4,160
" Madras	10	600
TOTAL	1,628	1,803	1,362	568	31	41,490	74,050	70,679	33,510	1,025
Patent fuel (II A) -	Tons	Tons	Tons	Tons	Tons					
United Kingdom	10
Share of Bengal	10
Total Coal, Coke, and Patent fuel—	Tons	Tons	Tons	Tons	Tons					
United Kingdom	235	46	6	10	113	4,630	930	395	404	6,639
Aden and Dependencies	31,492	76,567	6,713	4,17,750	9,84,270	80,609
Mesopotamia*	818	305	35,850	28,637	..
Bahrain Islands	15	35	..	30	..	600	1,100	..	1,500
Ceylon	428,517	674,621	105,108	97,373	100,135	51,10,150	88,22,430	14,00,637	14,68,080	17,79,076
Straits Settlements (including Labuan)	120,498	194,824	495	..	22,343	14,27,840	26,16,280	18,362	..	4,19,508
Hongkong	1,612	10	19,380	370
Egypt (a)	17,528	74,370	2,46,300	9,56,580
Kenya Colony	15	2	500	2	..	800	117	9,500	75
Mauritius and Dependencies	1,500	18,000
Other British Possessions	1	120
TOTAL BRITISH EMPIRE	597,883	1,021,958	113,177	98,188	131,633	72,26,260	1,33,99,890	15,37,370	15,06,630	22,07,168
Belgium	98	1,470
France	6,087	72,040
Italy	3,486	52,290
Turkey, Asiatic										
Red Sea	1,100	35,400
Persian Gulf	566	11,105	14,790	1,56,850
Persia	394	1,722	1,282	4	815	15,040	88,300	56,656	80	21,773
Sumatra	55,822	52,887	6,83,610	6,45,820
Java	18,311	15,457	150	..	100	2,21,720	2,02,420	6,500	..	1,900
Celebes and other islands	5,090	61,180
Siam	190	80,000
Philippine Islands and Guam	2,331	14,041	27,970	1,51,950

* Included in Turkey, Asiatic, prior to 1921-22.
(a) Shown as a foreign country from 1923-24.

No. 14—continued

ARTICLES, AND COUNTRIES OF FINAL DESTINATION; ALSO SHARE OF EACH PROVINCE	QUANTITY					VALUE				
	1919-20	1920-21	1921-22	1922-23	1923-24	1919-20	1920-21	1921-22	1922-23	1923-24
Coal, Coke, and Patent fuel —continued <i>Total Coal, Coke, and Patent fuel—continued</i>										
Japan	Tons 900	R 9,000
Algeria	16,558	2,11,270
Other Foreign Countries	15	25	630	1,003
TOTAL FOREIGN COUNTRIES	83,514	122,453	1,555	4	915	10,41,310	10,12,970	65,629	80	23,073
<i>Share of Bengal</i>	674,207	1,137,260	112,563	97,373	131,558	80,82,400	1,47,60,510	15,07,513	14,77,589	22,00,839
“ <i>Bombay</i>	7,190	3,533	2,016	306	802	1,85,170	1,34,470	89,645	28,565	21,279
“ <i>Sind</i>	3,808	162	3	48	..	1,17,270	6,771	250	2,121
“ <i>Madras</i>	10	600	..	8	3
“ <i>Burma</i>	1	10	110	..	10	70	300	6,600
TOTAL	681,397	1,144,411	114,732	98,192	132,548	82,67,570	1,50,12,860	10,02,999	15,00,710	22,30,841
Coffee (I. I.)—										
United Kingdom	Cwts. 72,662	99,097	85,206	67,010	73,372	47,27,290	60,31,360	52,82,751	41,06,041	51,28,000
Aden and Dependencies	4,107	325	221	..	231	2,19,200	17,840	18,620	..	7,005
Mesopotamia *	—	—	5,460	8,440	10,290	—	—	3,22,013	5,82,239	7,25,572
Bahrain Islands	9,058	22,081	11,377	0,864	5,651	6,52,920	13,52,760	7,18,786	6,04,495	4,21,463
Ceylon Straits Settlements (including Labuan)	12,706	5,608	837	293	375	7,75,680	3,19,980	40,408	28,203	20,783
Hongkong	59	4,890	9,210	1,236	147	..
Egypt (a)	4,187	966	1,102	..	—	2,81,740	53,280	68,450	..	—
Cape of Good Hope	114	10	84	27	32	6,420	1,030	3,906	2,124	2,388
Anglo-Egyptian Sudan	—	—	1,490	—	—	72,942
Mauritius and Dependencies	328	197	431	44	111	19,920	12,440	26,490	3,740	8,225
Seychelles	724	566	606	311	194	38,650	30,970	28,005	15,407	8,820
Canada <i>via</i> Atlantic Coast	604	..	6	30,225	..	1,080
“ <i>Pacific</i> “	200	..	200	16,000	..	10,000
Western Australia	201	221	100	240	61	12,470	14,970	8,000	16,500	4,940
South Australia (including Northern Territory)	600	897	1,035	1,301	929	41,590	57,990	62,200	96,500	69,405
Victoria	822	4,545	4,801	5,008	3,641	60,270	2,30,390	2,85,397	3,04,454	2,83,257
New South Wales	2,090	2,908	3,513	3,070	3,540	1,46,810	1,84,200	2,16,698	2,18,702	2,72,475
Queensland <i>Australian Commonwealth (Total)</i>	574	61	400	141	569	34,440	3,990	27,588	10,258	44,050
New Zealand (including Nauru and Br. Samoa)	4,296	8,632	9,709	9,829	8,749	2,95,580	5,50,600	5,99,883	7,06,498	6,74,128
Other British Possessions	320	290	786	440	510	18,600	10,350	54,075	81,660	37,721
TOTAL BRITISH EMPIRE	109,192	138,447	118,162	86,057	99,916	70,46,290	83,95,910	72,93,798	62,65,754	73,91,446
Sweden	337	604	232	23,575	51,048	15,000
Norway	1,785	6,177	11,677	7,202	..	1,10,360	3,74,500	8,50,009	5,12,254
Denmark	1,172	..	102	72,915	..	8,160
Germany	226	793	2,348	653	11,473	18,540	40,990	1,42,607	60,367	8,55,678
Netherlands	101	10,652	497	14,759	..	5,540	91,060	32,474	10,98,596
Belgium	2,955	1,986	4,514	7,780	110	1,09,610	6,37,408	3,49,949	5,59,924
France	82,640	41,727	80,862	60,705	63,076	51,62,730	26,03,870	45,31,906	44,69,717	44,10,876
Switzerland	4,820	17	83	10	22	3,17,370	1,410	2,040	652	1,524
Italy	276	400	2,341	402	4,779	19,140	28,000	1,40,458	28,692	3,68,214
Austria	714	40,596
Hungary	75	1,403	5,300	80,320
Greece	57,923	34,47,600
Turkey, Asiatic Levant and Black Sea	184	34	15,160	3,200
Red Sea	1,759	150	1,42,180	9,540
Persian Gulf	6,867	30,828	4,55,800	10,12,020
Syria	399	..	45	34,745	..	3,600
Mascat Territory and Trucial Oman	2,737	1,082	1,084	227	337	1,36,870	50,830	46,987	10,510	17,072
Other Native States in Arabia	5,211	12,955	7,812	3,454	7,561	3,23,100	8,01,610	4,24,742	2,34,757	4,99,097
Persia	312	748	128	121	264	23,010	44,180	8,255	8,345	15,300
Japan	3	..	8	41	..	220	138	808	3,653
Portuguese East Africa	3	..	25	1	..	170	..	1,000	42	..
Tripoli	162	13,000
Italian East Africa (Somaliland and Eritrea)	17	1,050
United States of America— <i>via</i> Atlantic Coast	148	..	812	114	599	11,830	..	40,625	8,648	47,937
Argentine Republic (including the Atlantic Coast of Patagonia)	79	6,350
Other Foreign Countries	3	2	290	190	21
TOTAL FOREIGN COUNTRIES	163,369	94,983	116,902	83,077	118,360	1,00,93,100	59,00,890	66,14,237	61,05,108	3,84,556

* Included in Turkey, Asiatic prior to 1921-22.

(a) Shown as a foreign country from 1923-24.

GENERAL EXPORTS

(572)

INDIAN MERCHANDISE

No. 14—continued

ARTICLES, AND COUNTRIES OF FINAL DESTINATION ; ALSO SHARE OF EACH PROVINCE	QUANTITY					VALUE				
	1919-20	1920-21	1921-22	1922-23	1923-24	1919-20	1920-21	1921-22	1922-23	1923-24
Coffee (I. I)—continued	Cwts.	Cwts.	Cwts.	Cwts.	Cwts.	R	R	R	R	R
Share of Bengal	58	11	27	67	13	3,510	880	3,288	5,659	1,202
„ Bombay	38,917	15,119	15,820	7,017	9,375	24,57,120	9,38,100	9,15,980	3,91,850	4,85,469
„ Sind	109	276	64	6	3	6,800	14,150	2,685	220	170
„ Madras	233,479	218,024	219,153	162,046	208,385	1,46,72,020	1,33,43,680	1,29,66,082	1,19,63,133	1,52,53,957
„ Burma	10	4
TOTAL	272,561	233,480	235,064	169,134	218,276	1,71,30,450	1,42,96,800	1,30,03,035	1,23,00,862	1,67,45,802
Coir—										
Unmanufactured (II.S)—	Tons	Tons	Tons	Tons	Tons					
United Kingdom	185	274	201	258	170	45,370	69,530	47,401	63,608	41,926
Aden and Dependencies	4	3	2	3	..	1,280	750	207	690	145
Maldives	70	16,426
Ceylon	39	10,000
Egypt(a)	1	4	—	420	1,250	—
Mauritius and Dependencies	10	12	5	10	11	6,690	2,310	1,000	2,290	2,411
South Australia (including Northern Territory)	4	658
Victoria	1	1	7	1	1	250	240	1,013	319	231
New South Wales	2	5	2	472	1,225	493
Australian Commonwealth (Total)	1	1	9	6	7	250	240	2,385	1,644	1,383
Other British Possessions	2	13	4	3	6	550	2,950	1,048	757	1,966
TOTAL BRITISH EMPIRE	211	303	261	284	264	54,140	75,780	62,467	70,139	64,256
Norway	20	3,200
Germany	11	29	22	..	680	3,369	4,577	5,400
Netherlands	5	..	6	3	4	1,000	..	1,039	600	725
Belgium	50	20	80	112	50	11,800	5,320	10,446	23,533	12,120
Italy	20	40	23	..	170	5,379	9,097	6,520
China (exclusive of Hong-kong and Macao)	75	17	26	11	3	13,640	3,980	4,898	1,572	793
Japan	4	..	2	6	1	1,960	..	1,120	1,365	453
Egypt (a)	10	1,836
United States of America—Via Atlantic Coast.	9	14	15	2	8	2,580	8,470	3,550	550	2,584
Other Foreign Countries	6	3	3	1	30	760	770	780	195
TOTAL FOREIGN COUNTRIES	143	107	163	206	122	31,010	22,580	40,471	47,674	29,626
Shirs of Bengal	14	33	23	22	11	6,030	6,610	4,047	4,027	2,406
„ Bombay	34	16	6	8	6	13,350	3,550	1,311	1,970	1,015
„ Sind	20
„ Madras	308	361	395	400	368	65,720	33,140	97,680	1,11,816	39,343
„ Burma	2	1,116
TOTAL	364	410	424	490	386	85,150	98,360	1,02,938	1,17,813	93,882
Manufactured (excluding Rops) (III. V)—	Tons	Tons	Tons	Tons	Tons					
United Kingdom	27,832	11,680	9,601	10,085	8,614	73,95,630	39,60,910	31,94,295	38,30,831	30,16,902
Aden and Dependencies	20	17	18	18	16	6,040	5,310	8,409	6,250	4,935
Mesopotamia*	48	143	101	18,926	48,885	32,189
Bahrain Islands	314	201	53	177	127	63,200	41,100	12,322	41,169	32,780
Ceylon	227	40	33	16	47	59,650	20,860	16,497	6,674	15,349
Straits Settlements (including Labuan)	66	90	78	86	87	24,710	48,080	31,655	16,957	33,272
Federated Malay States	2	2	1	1	..	1,150	1,180	240	509	250
Hongkong	33	20	17	3	..	17,500	17,820	5,964	1,300	..
Egypt (a)	21	72	48	36	..	14,100	36,140	16,630	13,295	..
Cape of Good Hope	47	67	24	34	23	20,480	44,000	9,886	13,770	9,670
Natal	70	137	109	162	206	40,130	62,480	42,725	63,974	71,293
Transvaal	1	10	1,200
Zanzibar and Pemba	1	10	17	31	47	390	2,950	4,035	11,015	16,957
Kenya Colony	31	49	52	44	52	11,020	21,330	19,795	16,785	24,885
Anglo Egyptian Sudan	2	..	8	750	..	2,181
Mauritius and Dependencies	22	51	41	79	54	9,570	34,350	14,321	38,719	21,903
Canada—Via Atlantic Coast	36	42	71	230	105	9,000	17,070	13,973	84,852	32,800
„ Pacific	42	45	56	48	9	15,260	17,900	23,172	19,230	4,580
Western Australia	9	17	37	47	5	2,860	6,020	15,280	10,455	2,980
South Australia (including Northern Territory)	50	8	123	106	73	35,260	3,030	71,927	61,331	43,403

* Included in Turkey, Asiatic, prior to 1921-22.
(a) Shown as a foreign country from 1923-24.

No. 11—continued

ARTICLES, AND COUNTRIES OF FINAL DESTINATION; ALSO SHARE OF EACH PROVINCE	QUANTITY					VALUE				
	1919-20	1920-21	1921-22	1922-23	1923-24	1919-20	1920-21	1921-22	1922-23	1923-24
	Tons	Tons	Tons	Tons	Tons	R	R	R	R	R
Coke—continued										
<i>Manufactured (excluding Rope) (III. V)—continued</i>										
Victoria	183	291	833	447	200	45,660	98,640	1,26,287	1,75,260	80,838
Tasmania	4	2	16	8	54	3,210	1,000	7,680	3,200	16,096
New South Wales	113	108	404	215	102	52,820	62,880	1,81,427	92,479	79,762
Queensland	7	1	28	87	38	4,170	200	12,977	15,740	14,754
<i>Australian Commonwealth (Total)</i>	316	427	941	860	562	1,43,960	1,67,320	4,15,578	3,63,025	2,37,732
New Zealand (including Nauru and British Samoa)	82	205	124	162	127	42,570	68,040	48,178	89,235	59,280
Other British Possessions	1	3	..	250	100	440	1,095	575
TOTAL BRITISH EMPIRE	29,203	13,204	10,335	12,188	10,185	78,74,760	45,89,150	39,07,875	49,11,900	39,19,438
Sweden	29	15	87	4	..	10,620	3,300	10,970	1,200
Norway	163	142	92	186	161	28,070	36,120	27,000	49,125	45,618
Denmark	67	39	84	32	..	17,030	8,900	23,085	7,785
Germany	1,644	4,898	6,257	5,362	..	4,62,060	13,59,959	17,93,853	15,83,404
Netherlands	139	3,856	4,271	3,660	3,724	31,860	10,91,600	12,79,148	11,22,950	12,28,850
Belgium	1,662	3,367	1,402	3,344	3,882	4,37,260	10,70,720	4,42,725	9,86,100	11,45,509
France	2,492	2,126	1,873	2,548	2,833	5,83,540	6,31,020	5,86,618	7,29,404	8,39,998
Spain	7	6	44	51	..	2,700	1,487	14,400	15,675
Portugal	414	173	169	147	..	1,36,730	54,795	55,002	59,593
Switzerland	157	..	1	31,820	30	200
Italy	536	613	1,262	1,824	2,011	1,31,670	1,71,460	3,44,756	6,44,360	9,17,892
Austria	31	6,000
Greece	5	5	9	2,690	2,140	3,650	150
Turkey, Asiatic
Red Sea	5	9	2,120	8,140
Persian Gulf	101	91	45,560	29,190
Syria	3	1	1,080	400
Mascat Territory and Trucial Oman	43	28	79	85	63	10,710	9,040	19,816	18,618	17,554
Other Native States in Arabia	341	110	132	115	99	74,870	28,120	29,046	23,537	25,199
Persia	38	70	61	64	36	11,650	19,200	17,715	23,626	13,348
Java	6	11	8	2,820	7,400	1,377	355	..
Siam	1	9	11	5	9	510	4,380	8,151	2,187	5,558
Philippine Islands and Guam	2	3	3	2	..	1,120	1,690	1,080	790	390
China (exclusive of Hong-kong and Macao)	60	51	44	13	18	37,610	40,380	23,180	6,145	6,680
Japan	234	167	888	871	805	57,960	51,310	1,11,030	1,02,041	2,16,552
Egypt (a)	8	2,970
Portuguese East Africa	34	71	109	88	32	18,080	29,390	44,454	15,294	13,495
German East Africa	1	16	340	5,850
Italian East Africa (Somaliland and Eritrea)	3	10	40	2,000	3,275
French Somaliland	7	10	..	8,500
United States of America— Via Atlantic Coast	2,927	3,666	2,279	2,025	1,954	9,01,470	13,30,050	8,06,597	7,71,055	8,05,187
" Pacific	56	255	194	61	2	22,460	97,920	60,783	20,565	676
Argentine Republic (including the Atlantic coast of Patagonia)	5	17	3,850	14,210
Chile (including the Pacific Coast of Patagonia)	5	2,100
Hawaii	2	2,450	..
Other Foreign Countries	2	1	880	1,240	455	100	899
TOTAL FOREIGN COUNTRIES	9,994	16,837	17,497	20,928	21,280	24,33,860	51,06,760	52,49,252	63,14,758	60,09,164
<i>Ships of Bengal</i>	68	130	251	330	93	36,530	67,160	21,234	59,081	41,334
" Bombay	1,571	436	253	169	194	5,01,810	1,71,610	1,00,308	93,170	85,286
" Sind	78	12	25	16	9	19,960	3,200	5,407	2,643	2,171
" Madras	39,578	29,462	27,268	32,575	31,163	97,49,260	96,53,360	99,14,937	1,07,41,614	1,09,88,531
" Burma	2	1	5	1	6	340	650	5,247	300	2,275
TOTAL	38,297	80,041	27,742	33,116	31,465	1,03,08,420	98,65,900	91,57,127	1,09,26,748	1,02,19,597
Total Coke	Tons 38,651	Tons 80,461	Tons 28,166	Tons 33,606	Tons 31,851	1,03,93,570	99,94,260	92,60,065	1,10,44,561	1,03,13,479
Coral (II S)—										
Straits Settlements (including Labuan)	Lbs. 216	Lbs. 1,552	Lbs. 1,236	Lbs. 412	Lbs. ..	60	1,050	2,450	3,800	..
Share of Bengal	112	336	412	240	2,000	3,300	..
Burma	316	1,410	900	50	800	450
TOTAL	216	1,532	1,236	412	..	60	1,050	2,450	3,300	..

† Shown as "Islandia Territory" under the British Empire from 1922-23

GENERAL EXPORTS

(574)

INDIAN MERCHANDISE

No. 14—continued

ARTICLES, AND COUNTRIES OF FINAL DESTINATION; ALSO SHARE OF EACH PROVINCE	QUANTITY					VALUE				
	1919-20	1920-21	1921-22	1922-23	1923-24	1919-20	1920-21	1921-22	1922-23	1923-24
	Cwts.	Cwts.	Cwts.	Cwts.	Cwts.	R	R	R	R	R
Cordage and rope of vegetable fibre (excluding jute and cotton) (III, V)—										
United Kingdom	1,748	1,617	606	937	161	21,890	24,820	5,670	11,418	7,33
Aden and Dependencies	973	1,168	1,247	1,120	990	19,000	32,270	33,134	27,149	29,47
Mesopotamia*	—	—	659	1,793	1,051	—	—	8,703	30,880	26,41
Bahrein Islands	4,420	1,084	1,883	8,754	2,543	48,770	25,070	21,333	47,766	37,55
Ceylon	1,410	1,109	1,464	785	1,170	47,780	36,350	44,307	22,803	34,55
Strait Settlements (including Labuan)	28,814	25,293	24,937	22,144	31,427	7,14,150	7,03,650	7,11,088	6,24,509	9,29,90
British Borneo	96	158	189	230	183	1,920	3,270	8,837	4,600	4,00
Hongkong	710	320	1,138	1,750	2,095	10,910	9,670	26,757	37,929	46,51
Egypt (a)	328	90	—	14,470	3,140	—
Capo of Good Hope	2,037	2,336	525	938	1,301	36,080	50,680	11,288	13,785	27,90
Natal	1,440	436	316	251	533	27,160	10,720	8,602	5,770	11,22
Transvaal	184	10	4,370	5
Zanzibar and Pemba	63	43	79	55	215	2,830	1,090	2,055	1,400	4,22
Kenya Colony	261	862	124	230	298	5,550	7,470	2,774	4,971	5,88
Somaland Protectorate	127	2,510
Anglo-Egyptian Sudan	—	—	127	..	160	—	—	4,330	..	8,11
Mauritius and Dependencies	1,211	1,820	435	961	681	32,380	44,520	12,104	29,148	21,71
Western Australia	722	496	177	299	353	13,260	11,160	4,007	6,621	8,00
Victoria	225	4,510
New South Wales	2	163	10	114	20	60	4,360	201	2,280	4
<i>Australian Commonwealth (Total)</i>	724	884	187	413	373	13,340	20,030	4,208	8,901	8,41
New Zealand (including Niuru and Br. Samon)	173	416	255	105	142	3,090	9,240	4,860	3,135	3,00
Other British Possessions	1	35	55	44	1	20	700	1,066	944	..
TOTAL BRITISH EMPIRE	44,580	39,132	34,353	35,222	43,354	10,16,890	9,82,710	9,08,668	8,75,201	12,06,60
Belgium	81	..	742	17	..	1,210	..	3,506	21
France	300	4,51
Italy	11	150	..	500	2,22
Turkey, Asiatic
Red Sea	541	382	—	—	—	11,580	9,500	—	—	—
Persian Gulf	2,947	2,364	—	—	—	32,340	62,680	—	—	—
Maskat Territory and Trucial Oman	375	362	1,351	1,233	1,587	4,120	6,820	15,678	15,818	23,52
Other Native States in Arabia	4,627	2,553	2,662	2,472	2,080	49,300	20,780	34,861	32,875	38,93
Persia	667	740	404	1,011	338	9,590	19,090	7,022	12,447	4,81
Sumatra	24	25	880	1,380
Java	1,337	2,182	3,446	1,073	1,935	31,590	54,770	91,601	25,140	55,85
Celebes and other Islands	111	130	2,420	3,120
Siam	3,918	3,775	4,454	5,847	3,212	86,850	80,390	1,12,001	1,45,247	81,87
Indo-China (including Cochin-China, Cambodia, Annam, Tonkin, and French leased territories in China)	1,730	2,217	2,852	2,204	1,817	42,380	70,020	88,105	60,520	56,40
China (exclusive of Hongkong and Macao)	493	585	449	530	932	8,000	13,240	11,667	11,327	23,60
Japan	555	361	1,774	..	154	13,850	8,170	43,000	..	5,03
Portuguese East Africa	143	393	35	70	..	3,120	11,160	500	1,520	..
Italian East Africa (Somaland and Eritrea)	271	101	26	285	506	4,990	2,670	287	3,045	8,53
United States of America via Atlantic Coast	1	110	17	20	2,196	80	..
Other Foreign Countries	38	78	..	17	1	270	1,980	..	175	10
TOTAL FOREIGN COUNTRIES	17,687	16,341	17,553	15,001	13,629	3,01,880	3,75,620	4,07,017	3,18,600	3,05,66
<i>Share of Royal</i>	21,522	25,229	21,252	20,735	28,976	5,94,680	7,17,620	6,37,713	6,07,441	9,01,98
<i> Bombay</i>	2,799	2,661	1,964	3,129	2,681	57,550	69,470	42,739	53,692	59,89
<i> Sind</i>	1,049	173	187	68	51	15,370	2,740	2,693	1,140	62
<i> Madras</i>	15,758	9,112	9,677	11,180	9,288	1,97,040	1,37,040	1,39,167	1,31,620	1,46,51
<i> Burma</i>	21,145	17,298	18,326	15,108	15,987	4,53,030	4,31,460	4,93,383	3,94,008	4,03,26
TOTAL	62,273	54,473	51,906	50,223	59,983	13,17,770	13,58,330	13,15,685	11,93,801	15,12,27

* Included in Turkey, Asiatic, prior to 1921-22.
(a) Shown as a foreign country from 1923-24.

No. 14—continued

ARTICLES, AND COUNTRIES OF FINAL DESTINATION; ALSO SHARE OF EACH PROVINCE	QUANTITY					VALUE				
	1919-20	1920-21	1921-22	1922-23	1923-24	1919-20	1920-21	1921-22	1922-23	1923-24
Drugs and Medicines (excluding Chemicals and Narcotics)—						₹	₹	₹	₹	₹
<i>Aloes (III. C) —</i>	Cwts.	Cwts.	Cwts.	Cwts.	Cwts.					
United Kingdom	68	5,280
Straits Settlements (Includ- ing Labuan)	136	81	60	27	40	8,320	1,620	2,094	1,170	1,800
Hongkong	68	88	..	20	..	1,140	4,020	..	487
Other British Possessions	5	6	6	12	..	260	450	810	1,040	..
TOTAL BRITISH EMPIRE	141	161	160	39	60	8,480	8,400	6,124	2,210	1,847
Siam	22	1,125
Other Foreign Countries	0	..	0	..	11	420	..	800	..	200
TOTAL FOREIGN COUNTRIES	0	..	22	..	11	420	..	1,885	..	200
Share of Bengal	4	0	2	11	16	240	450	110	1,000	500
.. Bombay	124	128	163	6	53	6,940	6,820	7,092	340	1,567
.. Madras	19	27	13	23	2	1,720	1,420	607	870	70
TOTAL	147	161	178	39	71	8,960	8,400	7,809	2,210	2,137
<i>Isajacida (III. C) —</i>	Cwts.	Cwts.	Cwts.	Cwts.	Cwts.					
Ceylon	7	26	1	680	2,270	173	30	..
Straits Settlements (Includ- ing Labuan)	10	39	27	15	16	850	2,410	2,576	1,092	1,446
Hongkong	27	80	66	22	..	3,180	1,340	4,820	1,600	..
Fiji Islands	1	1	3	8	..	420	500	601	1,004	100
Other British Possessions	5	9	5	5	2	500	1,500	1,004	527	450
TOTAL BRITISH EMPIRE	50	105	102	50	18	5,720	8,110	9,204	4,258	2,013
United States of America— Via Atlantic Coast	136	17,000
Other Foreign Countries	1	300	..	76
TOTAL FOREIGN COUNTRIES	..	136	1	17,000	300	..	76
Share of Bengal	37	178	72	30	2	4,630	20,600	6,465	2,626	616
.. Bombay
.. Madras	13	63	31	20	16	1,890	4,610	3,099	1,638	1,394
TOTAL	50	241	108	50	18	5,720	25,110	9,564	4,258	2,080
<i>Camphor (III. C) —</i>	Lbs.	Lbs.	Lbs.	Lbs.	Lbs.					
United Kingdom	129,806	19	51,335	57	..
Ceylon	987	592	112	928	374	6,230	2,970	50	2,542	1,014
Straits Settlements (Includ- ing Labuan)	4,480	3,122	1,240	684	50	5,000	12,040	6,000	2,150	150
Other British Possessions	160	80	600	600	..
TOTAL BRITISH EMPIRE	5,467	2,714	131,318	1,709	424	11,230	15,010	58,185	5,849	1,104
Share of Madras	5,467	2,714	131,318	1,709	424	11,230	15,010	58,185	5,849	1,104
<i>Cinchona bark (III. C) —</i>	Lbs.	Lbs.	Lbs.	Lbs.	Lbs.					
United Kingdom	198,506	328,172	238,185	15,815	176,440	82,640	191,780	104,351	7,995	83,007
Ceylon	91,637	201	31,800
Other British Possessions
TOTAL BRITISH EMPIRE	198,506	328,172	238,185	16,000	268,077	82,640	191,780	104,351	8,286	1,14,816
Share of Madras	198,506	328,172	238,185	16,000	268,077	82,640	191,780	104,351	8,286	1,14,816
<i>Galangal (III. C) —</i>	Cwts.	Cwts.	Cwts.	Cwts.	Cwts.					
Aden and Dependencies	281	48	28	47	..	7,900	1,300	700	1,707	..
Mesopotamia*	—	—	30	65	128	—	—	905	1,330	3,020
Egypt (a) †	154	90	..	5	—	3,600	2,900	..	100	—
Anglo-Egyptian Sudan	—	—	40	15	11	—	—	1,225	462	250
Other British Possessions	40	25	9	16	11	870	610	860	487	290
TOTAL BRITISH EMPIRE	475	163	116	148	150	12,370	4,800	8,109	4,086	3,500
Turkey, Asiatic
Levant and Black Sea	6	10	—	—	—	120	260	—	—	—
Red Sea	13	12	—	—	—	420	360	—	—	—
Persian Gulf	162	50	—	—	—	4,050	1,660	—	—	—
Persia	244	161	213	240	362	5,530	3,990	5,146	6,157	8,010
Other Foreign Countries	62	38	48	30	63	1,520	1,020	1,114	842	1,280
TOTAL FOREIGN COUNTRIES	487	271	256	288	125	11,640	7,230	6,360	6,999	9,290

* Included in Turkey, Asiatic, prior to 1921-22.
 (a) Shown as a foreign country from 1923-24.

GENERAL EXPORTS

(576)

INDIAN MERCHANDISE

No. 14—continued

ARTICLES, AND COUNTRIES OF FINAL DESTINATION; ALSO SHARE OF EACH PROVINCE	QUANTITY					VALUE				
	1919-20	1920-21	1921-22	1922-23	1923-24	1919-20	1920-21	1921-22	1922-23	1923-24
Drugs and Medicines (excluding Chemicals and Narcotics)—continued						R	R	R	R	R
Galangal (III. C)—contd.	Cwts.	Cwts.	Cwts.	Cwts.	Cwts.					
Share of Bombay	962	426	372	436	676	24,010	11,920	9,450	11,053	12,850
„ Madras	..	8	..	1	210	..	32	..
TOTAL	962	434	372	430	676	24,010	12,130	9,450	11,085	12,850
Nux Vomica (Strychnia) (III. C)—	Cwts.	Cwts.	Cwts.	Cwts.	Cwts.					
United Kingdom	31,393	47,519	22,481	3,612	13,514	4,37,810	11,92,200	6,38,372	64,519	1,55,360
Ceylon	1,998	266	231	..	608	23,980	7,430	6,794	..	3,901
Straits Settlements	..	1	..	45	20	..	1,440	..
Canada— Via Atlantic Coast	200	3,200
Other British Possessions	6	10	3	15	10	50	400	250	680	490
TOTAL BRITISH EMPIRE	33,397	47,705	22,665	3,672	14,227	4,61,810	12,00,140	6,46,416	66,639	1,63,017
Sweden	95	1,340
Norway	85	1,260
Germany	84	..	948	3,482	900	1,020	..	27,111	53,778	7,301
Netherlands	25	..	2,863	2,314	5,159	350	..	63,533	37,112	57,235
Belgium	395	5,332	4,473	4,236	1,598	5,860	1,46,050	1,27,652	65,642	16,146
France	562	202	560	500	1,939	8,460	0,060	13,585	7,750	22,777
Italy	..	100	90	..	1,800	1	..	1,550
Japan	44	..	16	..	1,627	610	..	495	..	18,839
United States of America— Via Atlantic Coast	29,175	18,658	14,664	13,860	11,491	4,66,120	4,19,270	4,23,618	3,27,778	1,23,328
„ Pacific	600	..	1,000	20,250	..	26,550
Other Foreign Countries	21	2	6	270	50	100
TOTAL FOREIGN COUNTRIES	31,065	24,292	24,524	29,894	22,810	5,23,540	5,73,180	6,51,510	4,92,110	2,47,270
Share of Bengal	16,902	12,494	5,427	6,129	1,640	3,38,330	2,74,940	1,60,841	76,733	20,576
„ Bombay	5,720	4,333	1,530	1,800	2,318	89,740	84,470	54,020	38,566	33,169
„ Madras	42,340	55,360	40,204	26,137	33,079	4,56,310	14,13,910	11,12,000	4,43,395	3,56,548
„ Burma	28	95
TOTAL	64,462	72,087	47,189	33,066	37,037	9,85,380	17,73,320	13,26,056	5,58,749	4,10,293
Quinine salts (III. C)— Others—	Lbs.	Lbs.	Lbs.	Lbs.	Lbs.					
United Kingdom	700	5,050
Share of Bengal	700	5,050
Senna (III. C)—	Cwts.	Cwts.	Cwts.	Cwts.	Cwts.					
United Kingdom	22,692	6,794	12,249	1,926	2,739	7,36,140	2,25,310	2,84,670	33,157	55,812
Bahrein Islands	280	68	113	4,710	1,642	1,070
Ceylon	132	27	174	37	120	7,240	530	2,626	280	2,607
Straits Settlements (including Labuan)	..	263	431	210	187	..	4,630	7,196	2,662	2,794
Hongkong	710	643	378	12,444	11,946	6,147
Egypt(a)	7	3	..	130	..	140	90	..	2,710	..
South Australia (including Northern Territory)	11	235
Victoria	70	..	94	86	21	730	..	1,189	1,740	630
New South Wales	21	..	65	201	81	240	..	634	5,625	1,612
Australian Commonwealth (Total)	91	..	170	287	102	970	..	2,043	7,365	2,242
Other British Possessions	62	17	81	58	53	2,080	450	1,763	1,495	1,178
TOTAL BRITISH EMPIRE	23,294	7,104	13,815	3,359	3,692	7,51,250	2,31,010	3,10,747	61,260	72,810
Germany	630	289	4,660	1,307	2,064	19,330	8,270	1,09,149	26,941	44,142
Netherlands	..	37	1,110
Belgium	4,370	97	650	804	89	1,35,700	3,400	11,235	11,080	1,250
France	2,917	2,556	5,374	3,873	3,770	84,330	72,730	1,04,752	67,133	75,835
Italy	1,480	1,344	1,070	878	2,374	56,330	45,520	10,506	15,827	52,999
Austria	91	251	2,266	5,921	..
Hungary	..	179	5,430
Maskat Territory and Tru- cial Oman	56	11	22	105	63	780	210	515	2,020	1,133
Persia	46	10	21	78	60	1,050	290	408	1,907	1,614
Siam	17	16	67	525	400	1,935
China (exclusive of Hong- kong and Macao)	..	257	599	..	1	..	5,910	11,049	..	5
Japan	82	96	822	94	618	1,900	3,040	17,070	1,635	15,035
Egypt (a)	69	1,200

(a) Shown as a foreign country from 1923-24.

No. 14—continued

ARTICLES, AND COUNTRIES OF FINAL DESTINATION; ALSO SHARE OF EACH PROVINCE	QUANTITY					VALUE				
	1919-20	1920-21	1921-22	1922-23	1923-24	1919-20	1920-21	1921-22	1922-23	1923-24
Drugs and Medicines (excluding Chemicals and Narcotics)—continued						R	R	R	R	R
<i>Sonag (III. C)—continued.</i>	Cwts.	Cwts.	Cwts.	Cwts.	Cwts.					
United States of America—										
Via Atlantic Coast	18,930	20,904	14,536	21,482	17,773	7,60,310	8,27,330	3,81,648	4,94,733	4,56,033
" Pacific "	429	12,000	..
Brazil	36	59	101	720	1,071	2,030
Other Foreign Countries	110	5	4	36	3	2,010	150	165	735	60
TOTAL FOREIGN COUNTRIES	28,639	25,786	27,002	28,412	27,652	10,61,790	9,73,390	6,59,708	6,41,413	6,54,221
<i>Share of Bengal</i>	66	63	68	26	1	1,240	1,040	723	224	5
" Bombay	4,449	366	1,010	874	768	79,310	9,300	16,631	17,439	14,495
" Sind	29
" Madras	47,389	32,400	40,649	31,871	30,676	17,40,560	11,94,100	9,53,191	6,35,016	7,12,621
TOTAL	51,938	32,889	41,717	32,771	31,344	18,18,070	12,04,400	9,70,546	7,02,670	7,27,031
Other sorts of Drugs and Medicines (III. C)—										
United Kingdom	—	—	—	—	—	1,47,180	1,28,380	48,393	73,793	76,752
Palestine	—	—	—	—	—	—	—	..	21,387	450
Aden and Dependencies	—	—	—	—	—	25,040	21,630	15,041	15,476	12,889
Mesopotamia*	—	—	—	—	—	—	—	20,192	23,400	46,303
Bahrain Islands	—	—	—	—	—	26,720	6,110	3,865	6,797	9,160
Ceylon	—	—	—	—	—	54,340	57,710	64,612	61,487	66,063
Straits Settlements (includ- ing Labuan)	—	—	—	—	—	2,67,670	1,08,850	1,10,141	88,684	1,27,178
Federated Malay States	—	—	—	—	—	350	1,850	14,562	4,032	7,512
Hongkong	—	—	—	—	—	7,34,000	8,48,640	4,08,874	2,72,756	9,35,934
Egypt (a)	—	—	—	—	—	37,400	18,990	19,652	21,525	—
Natal	—	—	—	—	—	16,940	3,660	11,340	8,236	12,063
Zanzibar and Pemba	—	—	—	—	—	11,590	7,610	7,295	13,445	15,904
Kenya Colony	—	—	—	—	—	16,770	21,200	15,073	15,425	18,203
Tanganyika Territory	—	—	—	—	—	6,221	4,140	4,575
Mauritius and Dependencies	—	—	—	—	—	3,010	35,940	27,382	48,099	7,541
Anglo Egyptian Sudan	—	—	—	—	—	—	—	..	375	2,280
British West India Islands	—	—	—	—	—	..	21,180	19,320	19,736	22,956
British Guiana	—	—	—	—	—	16,330	8,860	12,219	19,552	24,439
Canada	—	—	—	—	—	9,600
Via Atlantic Coast	—	—	—	—	—
Tasmania	—	—	—	—	—	26,142	..
New South Wales	—	—	—	—	—	1,100	2,320	520	..	1,272
Australian Commonwealth (Total)	—	—	—	—	—	1,100	2,320	520	26,142	1,272
Fiji Islands	—	—	—	—	—	500	610	1,954	3,818	800
Other British Possessions	—	—	—	—	—	1,200	500	632	1,115	520
TOTAL BRITISH EMPIRE	—	—	—	—	—	13,00,200	13,57,070	9,06,236	7,29,510	14,02,800
Germany	—	—	—	—	—	..	7,200	11,572	28,841	28,148
Belgium	—	—	—	—	—	20	1,900
France	—	—	—	—	—	6,600	21,530	6,515	7,820	6,702
Italy	—	—	—	—	—	6,100	..	20
Austria	—	—	—	—	—
Hungary	—	—	—	—	—	..	2,200
Turkey, Asiatic	—	—	—	—	—
Levant and Black Sea	—	—	—	—	—	380	790
Red Sea	—	—	—	—	—	11,280	12,190
Persian Gulf	—	—	—	—	—	74,180	82,800
Syria	—	—	—	—	—	2,248	1,745	9,150
Maskat Territory and Trucial Oman	—	—	—	—	—	11,630	4,310	4,916	7,949	7,119
Other Native States in Arabia	—	—	—	—	—	5,920	1,480	13,872	11,025	23,893
Persia	—	—	—	—	—	39,460	12,550	18,670	18,049	22,435
Java	—	—	—	—	—	3,650	1,490	6,534	5,306	7,111
Siam	—	—	—	—	—	600	3,380	5,742	8,055	8,155
Philippine Islands and Guam	—	—	—	—	—	770	..	2,041	4,700	450
China (exclusive of Hongkong and Macao)	—	—	—	—	—	330	77,700	1,990	7,770	8,150
Japan	—	—	—	—	—	13,540	18,090	10,431	11,994	46,045
Egypt (a)	—	—	—	—	—	18,632
Portuguese East Africa	—	—	—	—	—	5,930	4,240	4,756	7,159	7,721
Madagascar	—	—	—	—	—	173	10,000	..
German East Africa †	—	—	—	—	—	1,820	3,330
French Somaliland	—	—	—	—	—	250	200	1,000
Abyssinia	—	—	—	—	—	1,20,000	..

* Included in Turkey, Asiatic prior to 1921-22.
† Shown as "Tanganyika Territory" under the British Empire from 1921-22
(a) Shown as a Foreign Country from 1923-24.

GENERAL EXPORTS

(578)

INDIAN MERCHANDISE

No. 14—continued

ARTICLES, AND COUNTRIES OF FINAL DESTINATION; ALSO SHARE OF EACH PROVINCE	QUANTITY					VALUE				
	1919-20	1920-21	1921-22	1922-23	1923-24	1919-20	1920-21	1921-22	1922-23	1923-24
Drugs and Medicines (excluding Chemicals and Narcotics)—continued						R	R	R	R	R
<i>Other sorts of Drugs and Medicines (III. C)—contd.</i>										
United States of America— Via Atlantic Coast	—	—	—	—	—	74,020	19,160	23,804	21,080	34,277
" Pacific "	—	—	—	—	—	..	22,560	88
Hawaii	—	—	—	—	—	2,000
Other Foreign Countries	—	—	—	—	—	470	200	527	1,258	1,362
TOTAL FOREIGN COUNTRIES	—	—	—	—	—	2,56,820	2,46,080	1,10,050	2,67,291	2,24,444
<i>Share of Bengal</i>	—	—	—	—	—	8,29,370	10,63,200	6,37,816	4,59,033	11,31,218
" Bombay	—	—	—	—	—	6,13,370	3,68,770	2,28,834	3,75,089	2,37,339
" Sind	—	—	—	—	—	37,970	34,950	20,526	47,017	68,216
" Madras	—	—	—	—	—	67,890	87,640	86,970	73,346	1,17,417
" Burma	—	—	—	—	—	62,480	47,590	43,043	42,256	73,054
TOTAL	—	—	—	—	—	10,11,080	10,02,150	10,26,188	9,96,741	10,27,244
<i>Total value of Drugs and Medicines (excluding Chemicals and Narcotics)—</i>										
United Kingdom	—	—	—	—	—	14,08,720	17,43,040	11,37,121	1,70,521	8,70,937
Palestine	—	—	—	—	—	—	—	..	21,492	460
Aden and Dependencies	—	—	—	—	—	82,940	23,020	15,741	17,433	12,889
Mesopotamia*	—	—	—	—	—	—	—	22,002	25,560	49,778
Bahrain Islands	—	—	—	—	—	30,660	6,300	4,225	8,689	11,450
Ceylon	—	—	—	—	—	02,470	71,120	74,255	65,071	1,05,514
Straits Settlements (including Labuan)	—	—	—	—	—	2,82,240	1,80,760	1,38,007	97,198	1,33,047
Federated Malay States	—	—	—	—	—	30	1,850	15,612	4,784	7,512
Hongkong	—	—	—	—	—	7,38,170	8,51,120	5,30,158	2,66,302	9,42,368
Egypt (a)	—	—	—	—	—	41,230	21,980	19,602	24,335	—
Natal	—	—	—	—	—	17,960	4,460	11,490	8,516	12,108
Zanzibar and Pemba	—	—	—	—	—	12,370	7,610	7,654	13,815	16,334
Kenya Colony	—	—	—	—	—	16,070	24,310	15,325	15,585	18,526
Tanganyika Territory	—	—	—	—	—	—	—	5,221	4,155	4,645
Anglo-Egyptian Sudan	—	—	—	—	—	—	—	1,460	837	2,530
Saurashtra and Dependencies	—	—	—	—	—	4,000	37,450	28,019	48,914	7,711
Canada— Via Atlantic Coast	—	—	—	—	—	12,800
British West India Islands	—	—	—	—	—	—	21,160	19,719	19,736	23,005
British Guiana	—	—	—	—	—	16,330	9,000	12,219	10,662	24,511
South Australia (including Northern Territory)	—	—	—	—	—	225
Victoria	—	—	—	—	—	730	..	1,189	1,740	69
Tasmania	—	—	—	—	—	20,142	..
New South Wales Australian Commonwealth (Total)	—	—	—	—	—	1,460	2,720	1,154	6,105	3,37
Fiji Islands	—	—	—	—	—	2,190	2,720	2,558	32,987	4,00
Other British Possessions	—	—	—	—	—	2,170	500	457	1,215	64
TOTAL BRITISH EMPIRE	—	—	—	—	—	26,98,770	30,16,510	20,43,915	8,81,590	17,62,01
Sweden	—	—	—	—	—	1,340
Norway	—	—	—	—	—	1,260
Germany	—	—	—	—	—	20,350	15,470	1,47,832	1,09,560	79,5
Netherlands	—	—	—	—	—	30	1,110	62,533	37,112	57,2
Belgium	—	—	—	—	—	1,41,580	1,49,450	1,38,687	76,722	19,2
France	—	—	—	—	—	97,390	1,00,470	1,24,852	82,703	1,05,4
Italy	—	—	—	—	—	56,380	47,320	25,607	15,827	54,5
Austria	—	—	—	—	—	2,266	5,921	..
Hungary	—	—	—	—	—	270	7,630
Turkey, Asiatic— Levant and Black Sea	—	—	—	—	—	910	1,020
Red Sea	—	—	—	—	—	11,700	12,550
Persian Gulf	—	—	—	—	—	79,360	33,96
Syria	—	—	—	—	—	2,379	1,955	0,
Muscat Territory and Trucial Oman	—	—	—	—	—	12,830	5,200	5,621	10,159	8,
Other United States in Arabia	—	—	—	—	—	7,760	1,670	14,522	11,275	24,
Yemen	—	—	—	—	—	46,040	16,830	24,324	20,168	32,
Java	—	—	—	—	—	3,650	1,490	6,534	5,806	7,
Siam	—	—	—	—	—	600	3,540	7,856	3,687	8,

* Included in Turkey, Asiatic prior to 1923-22.
(a) Shown as a Foreign Country from 1923-24.

No. 14—continued

ARTICLES, AND COUNTRIES OF FINAL DESTINATION; ALSO SHARE OF EACH PROVINCE	QUANTITY					VALUE				
	1919-20	1920-21	1921-22	1922-23	1923-24	1919-20	1920-21	1921-22	1922-23	1923-24
Drugs and Medicines (excluding Chemicals and Narcotics)—continued						R	R	R	R	R
<i>Total value of Drugs and Medicines (excluding Chemicals and Narcotics)</i> —continued										
Philippine Islands and Guam	—	—	—	—	—	770	..	2,041	4,200	450
China (exclusive of Hongkong and Macao)	—	—	—	—	—	390	83,610	13,539	7,710	8,155
Japan	—	—	—	—	—	16,050	21,130	27,996	13,649	79,913
Egypt †	—	—	—	—	—	—	—	—	—	15,132
Portuguese East Africa	—	—	—	—	—	5,800	4,270	4,810	7,159	7,781
Madagascar	—	—	—	—	—	..	90	173	10,000	..
German East Africa †	—	—	—	—	—	1,800	3,390	—	—	—
French Somaliland	—	—	—	—	—	250	200	1,000
Abyssinia	—	—	—	—	—	1,20,000	..
United States of America— Via Atlantic Coast	—	—	—	—	—	13,20,110	12,82,760	8,26,285	8,43,591	6,14,538
" Pacific "	—	—	—	—	—	20,250	22,550	25,550	12,000	88
Brazil	—	—	—	—	—	720	1,071	2,030
Hawaii	—	—	—	—	—	2,000
Other Foreign Countries	—	—	—	—	—	950	200	827	1,088	1,444
TOTAL FOREIGN COUNTRIES	—	—	—	—	—	18,48,210	13,15,880	14,09,233	14,07,763	11,35,597
<i>Share of Bengal</i>	—	—	—	—	—	11,79,360	13,60,130	8,06,965	5,39,660	11,32,914
" Bombay	—	—	—	—	—	8,04,870	4,81,040	3,16,027	4,42,487	2,99,410
" Sind	—	—	—	—	—	33,430	34,930	29,515	47,017	68,216
" Madras	—	—	—	—	—	24,61,860	29,08,880	23,18,403	12,17,932	13,04,030
" Burma	—	—	—	—	—	62,460	47,590	43,138	42,256	73,054
TOTAL	—	—	—	—	—	45,46,980	48,32,390	85,13,048	22,80,852	28,97,624
Dyeing and Tanning Sub- stances— <i>Barks for tanning (III. E) (a)—</i>		Cwts.	Cwts.	Cwts.	Cwts.					
United Kingdom	—	557	..	24	..	—	1,970	..	1,087	..
Aden and Dependencies	—	..	555	..	2	—	..	8,410	..	16,123
Ceylon	—	4,052	4,055	3,120	2,950	—	22,800	20,047	18,896	250
Straits Settlements (including Labuan)	—	..	160	129	25	—	..	1,050	908	..
Egypt †	—	—	8	..
TOTAL BRITISH EMPIRE	—	4,609	4,770	3,273	2,977	—	24,830	24,516	15,904	16,403
Native States in Arabia other than Maskat Terri- tory and Trucial Oman	—	..	54	2	..	—	..	2,140	40	..
United States of America— Via Atlantic Coast	—	3,000	1	—	25,850	15
" Pacific "	—	..	1	—	..	30
Other Foreign Countries	—	64	60	3	1	—	400	180	45	3
TOTAL FOREIGN COUNTRIES	—	3,064	116	5	1	—	26,250	2,365	85	3
<i>Share of Bengal</i>	—	167	60	—	1,120	180
" Bombay	—	3,000	48	13	3	—	25,850	2,340	707	33
" Madras	—	4,505	4,766	3,265	2,975	—	24,100	24,316	15,282	16,373
" Burma	—	1	2	—	10	45
TOTAL	—	7,673	4,886	3,278	2,978	—	51,080	26,881	15,989	16,406
Cutch and Gambier (III. E)—	Cwts.	Cwts.	Cwts.	Cwts.	Cwts.					
United Kingdom	46,987	26,311	10,941	23,145	26,777	11,10,800	5,76,650	1,98,366	4,63,038	5,37,260
Aden and Dependencies	16	24	9	20	23	640	840	565	810	1,340
Mesopotamia*	—	—	30	15	9	—	—	1,555	1,015	623
Ceylon	1,118	477	683	438	705	28,370	13,860	10,565	13,075	21,831
Straits Settlements (including Labuan)	13	168	162	66	84	200	3,420	9,911	2,201	2,775
Hongkong	802	3,131	880	419	205	28,630	75,870	26,191	6,931	6,301
Natal	60	29	4	28	7	2,620	1,250	160	925	220
Fiji Islands	26	37	34	8	13	1,030	1,410	1,090	276	785
Other British Possessions	52	53	56	5	17	2,100	1,820	1,918	209	857
TOTAL BRITISH EMPIRE	48,074	30,230	13,108	24,164	27,840	11,80,480	6,74,980	2,59,311	4,88,475	5,71,804
Germany	..	100	1,587	1,315	2,155	..	1,800	25,021	24,967	40,477
Netherlands	3,565	1,450	3,775	1,970	4,400	1,01,520	23,800	71,904	42,860	93,854

(a) Separately recorded from 1920-21.
* Included in Turkey, Asiatic prior to 1921-22.
† Shown as "Tanganyika Territory" under the British Empire from 1921-22.
‡ Shown as a Foreign country from 1922-24.

GENERAL EXPORTS

(580)

INDIAN MERCHANDISE

No. 14—continued

ARTICLES, AND COUNTRIES OF FINAL DESTINATION; ALSO SHARE OF EACH PROVINCE	QUANTITY					VALUE IN Rs.				
	1919-20	1920-21	1921-22	1922-23	1923-24	1919-20	1920-21	1921-22	1922-23	1923-24
Dyeing and Tanning Sub- stances—continued						R	R	R	R	R
Cutch and Gambier (III. E.) —continued	Cwts.	Cwts.	Cwts.	Cwts.	Cwts.					
Belgium	200	150	550	300	..	5,000	3,700	10,894	5,155
France	1,450	4,340	2,150	5,850	0,108	86,690	97,860	35,612	1,00,474	1,15,060
Spain	100	100	100	1,800	2,200	2,400
Italy	550	11,813
Portugal	200	4,200	..
Turkey, Asiatic.
Levant and Black Sea	2	80
Red Sea	2	60
Persian Gulf	45	11	3,150	800
Japan	202	1,520	4,752	2	301	5,070	30,720	1,02,013	55	5,247
United States of America—										
Via Atlantic Coast	2,406	1,505	4,002	4,850	4,801	58,740	32,330	61,001	81,684	1,01,521
„ Pacific „	1	1	300	200	..	10	62	5,700	3,800
Other Foreign Countries	16	18	28	21	15	670	670	580	631	805
TOTAL FOREIGN COUNTRIES	7,086	9,150	16,545	15,104	10,018	2,05,000	1,98,080	3,02,783	2,73,761	3,80,792
Share of Bengal	748	1,770	1,043	3,555	7,246	22,040	51,910	25,123	76,449	1,45,812
„ Bombay	84	58	43	91	86	3,630	2,680	2,075	5,665	3,837
„ Sind	172	5	15	..	1	8,240	150	570	..	30
„ Madras	180	120	79	38	22	7,050	4,570	3,020	1,394	819
„ Burma	54,576	37,433	28,473	35,634	39,503	13,45,420	8,13,750	5,31,306	6,78,728	8,02,188
TOTAL	55,760	39,386	29,653	30,328	46,858	13,86,350	8,73,060	5,62,094	7,62,236	9,52,686
Indigo (III. E.)—	Cwts.	Cwts.	Cwts.	Cwts.	Cwts.					
United Kingdom	1,224	1,129	647	700	790	6,05,500	5,85,390	3,25,443	3,15,042	2,45,046
Cyprus	51	..	85	93	85	20,040	..	55,377	46,934	35,182
Palestine	51	18	12	20,862	8,200	4,924
Aden and Dependencies	23	6	10	3	..	1,530	2,040	4,950	1,500	..
Mesopotamia*	503	1,083	640	2,60,717	4,45,848	2,31,384
Bahrein Islands	7	..	1	1,820	..	246
Ceylon	6	1	1	1,050	250	320	..	10
Hongkong	22	2	13,200	310
Egypt (a).	5,000	1,371	1,047	1,153	..	22,87,510	4,75,540	7,14,168	8,50,820	..
Victoria	2	1,800
New South Wales	26	65	9,120	36,000
Australian Commonwealth (Total)	28	65	10,950	36,000
TOTAL BRITISH EMPIRE	6,961	2,574	3,245	3,119	1,527	20,61,520	11,00,430	13,91,092	11,69,262	5,17,455
France	12	..	15	45	1	7,880	..	4,889	10,108	340
Italy	10	41	6,310	13,780
Austria
Hungary	28	8,560
Bulgaria	7	4,712
Greece	10	50	270	107	63	8,910	33,650	1,71,138	54,420	24,641
Turkey, European	11	23	26	6,617	11,280	10,100
Turkey, Asiatic.	76	25
Levant and Black Sea	203	16	1,50,440	10,980	..	34,767	5,130
Red Sea	11	22	2,950	8,420
Persian Gulf	3,132	673	16,63,690	3,57,410
Syria	39	81	94	20,853	33,424	33,703
Armenia	25	49	11,008	18,797
Maskat Territory and Trucial Oman	10	43	2	11	52	1,000	27,980	800	3,764	11,240
Other Native States in Arabia	2	88	50	23	..	1,000	87,295	18,627	8,058
Parsia	611	763	1,418	569	081	2,85,540	3,31,820	6,26,372	2,17,046	3,47,760
Indo-China (including Cochin- China, Cambodin, Annam, Tonkin and French leased territories in China).	17	0,240
China (exclusive of Hong- kong and Macao)	226	181	44	1,37,020	1,07,190	10,515
Japan	21,338	5,830	7,155	368	2,189	80,07,810	21,01,340	28,26,752	1,04,293	5,89,093
Egypt (a)	1,630	4,22,902
Tripoli	13	5,000
Tunis	27	58	26	13,188	24,264	8,000

* Included in Turkey, Asiatic prior to 1921-22.
(a) Shown as a Foreign Country from 1923-24.

No. 14—continued

ARTICLES, AND COUNTRIES OF FINAL DESTINATION; ALSO SHARE OF EACH PROVINCE	QUANTITY					VALUE				
	1919-20	1920-21	1921-22	1922-23	1923-24	1919-20	1920-21	1921-22	1922-23	1923-24
Dyeing and Tanning Sub- stances—continued						R	R	R	R	R
Indigo (III, E)—continued	Cwts.	Cwts.	Cwts.	Cwts.	Cwts.					
United States of America—										
<i>Via Atlantic Coast</i>	88	28	49,870	10,250
<i>" Pacific "</i>
Other Foreign Countries	..	4	..	8	740	..	1,320	..
TOTAL FOREIGN COUNTRIES	25,726	7,076	9,117	1,416	5,175	1,03,14,400	80,20,800	87,45,707	5,25,221	14,85,874
<i>Share of Bengal</i>	15,739	3,961	6,340	2,180	3,316	72,62,030	20,26,400	32,71,327	9,70,500	11,63,158
<i>" Bombay</i>	4,179	1,301	837	565	874	19,34,300	6,96,840	3,24,408	1,87,810	1,86,088
<i>" Sind</i>	621	114	123	65	68	3,16,560	25,220	27,382	16,175	10,000
<i>" Madras</i>	12,138	4,874	5,062	1,735	2,744	37,73,130	14,72,790	15,13,342	5,19,008	6,43,183
TOTAL	32,087	10,250	12,362	4,535	6,702	1,32,76,020	41,21,820	51,36,850	10,04,483	20,03,320
Myrobaltans (III, E)—	Cwts.	Cwts.	Cwts.	Cwts.	Cwts.					
United Kingdom	975,329	324,773	362,711	688,576	588,164	50,55,230	17,88,600	17,12,098	84,25,000	33,52,226
Ceylon	791	1,377	1,022	5	102	6,280	6,580	10,835	14	737
Straits Settlements (including Labuan)	3,160	382	550	138	93	17,440	8,530	1,718	645	587
Hongkong	11,703	3,589	11,473	5,869	6,403	50,880	14,600	29,127	15,734	20,780
Egypt (a)	200	30	277	170	—	2,380	720	2,586	2,086	—
Cape of Good Hope	2,270	1,400	800	2,059	3,100	29,090	8,800	4,400	16,742	17,824
Natal	307	200	7	7	7	1,200	760	15	90	116
Canada— Atlantic Coast	2,000	8	..	14,000	12	..
Western Australia	600	..	100	3,100	..	600
South Australia (including Northern Territory)	..	500	152	1,020	600	..	4,100	608	9,020	3,000
Victoria	18,437	8,210	18,299	9,088	10,600	1,18,440	51,700	79,813	73,292	96,425
New South Wales	6,732	3,067	6,360	6,875	7,590	8,600	27,180	30,002	51,167	40,467
Queensland	347	200	3,247	1,000
<i>Australian Commonwealth (Total)</i>	<i>25,169</i>	<i>12,686</i>	<i>25,411</i>	<i>18,230</i>	<i>25,099</i>	<i>3,04,500</i>	<i>82,930</i>	<i>1,13,043</i>	<i>1,36,726</i>	<i>1,48,492</i>
Other British Possessions	99	66	106	30	93	970	800	970	854	1,158
TOTAL BRITISH EMPIRE	1,021,034	344,541	402,357	605,692	623,151	59,82,900	19,07,600	18,74,292	35,00,302	35,41,928
Sweden	11,831	6,310	..	1,008	3,000	97,480	44,330	..	8,052	48,000
Norway	2,820	3	..	16,860	12	..
Germany	7,157	55,480	896,419	242,908	143,032	65,570	3,10,540	21,52,587	13,87,027	8,54,007
Netherlands	26,939	1,228	24,309	11,001	14,359	1,30,020	16,080	1,15,760	61,400	83,081
Belgium	92,522	47,366	65,047	67,901	62,690	5,39,510	3,08,960	3,32,255	3,06,333	3,07,391
France	67,071	20,602	40,310	93,220	102,093	4,20,320	1,36,630	2,22,482	5,65,651	6,53,188
Spain	..	205	..	4,500	6,012	..	820	..	24,068	48,100
Italy	11,825	12,413	600	7,757	16,000	65,570	54,360	4,202	47,837	1,00,511
Austria	1,001	7,007
Hungary	1,000
Greece	1,000	..	700	5,000	..	5,950
Slam	25	24	174	30	164	160	320	2,402	450	2,065
China (exclusive of Hong- kong and Macao)	679	1,680	780	2,280	2,000	4,580	5,260	3,994	13,283	16,363
Japan	45,943	9,036	37,553	10,400	15,590	2,05,460	37,070	1,20,896	40,560	69,198
Madagascar	200	2,000	..
Portuguese East Africa	200	209	9	..	4	1,200	1,840	210	..	60
United States of America— <i>Via Atlantic Coast</i>	667,050	293,099	270,187	333,856	326,390	25,78,780	12,53,870	10,82,108	12,83,756	14,57,07
<i>" Pacific "</i>	1,896	187	6,400	7
Other Foreign Countries	227	87	40	15	187	1,830	810	405	232	1,272
TOTAL FOREIGN COUNTRIES	830,985	448,393	1,36,599	775,077	701,600	41,48,240	21,70,490	30,92,301	38,01,210	37,20,494
<i>Share of Bengal</i>	1,961,030	340,063	651,917	761,612	669,335	66,48,800	16,99,570	31,91,483	41,68,982	38,59,922
<i>" Bombay</i>	745,850	443,857	578,870	653,384	636,611	43,09,950	23,51,480	26,53,069	31,89,258	32,92,029
<i>" Sind</i>	4	15	50	120
<i>" Madras</i>	61,135	8,989	8,155	25,763	27,804	1,72,830	26,520	21,741	62,272	80,471
TOTAL	1,838,079	792,934	1,238,987	1,440,759	1,324,751	1,01,31,500	40,78,090	58,66,548	74,00,512	72,62,422

(a) Shown as a Foreign Country from 1923-24.

GENERAL EXPORTS

(582)

INDIAN MERCHANDISE

No. 14—continued

ARTICLES, AND COUNTRIES OF FINAL DESTINATION; ALSO SHARE OF EACH PROVINCE	QUANTITY					VALUE				
	1919-20	1920-21	1921-22	1922-23	1923-24	1919-20	1920-21	1921-22	1922-23	1923-24
Dyeing and Tanning substances—continued										
<i>Myrobatan extracts (a)</i>		Cwts.	Cwts.	Cwts.	Cwts.	R	R	R	R	R
(III. E)—										
United Kingdom	—	22,016	23,853	33,902	36,429	—	4,06,370	2,95,243	4,71,169	5,04,149
Hongkong	—	400	48	—	5,094	606
Cape of Good Hope	—	1,517	1,898	1,972	1,673	—	32,890	22,800	26,934	23,881
Natal	—	..	40	280	40	—	..	516	3,922	510
Canada—	—	358	—	4,500
Via Atlantic Coast	—	—
Western Australia	—	..	93	888	1,295	—	..	1,182	11,374	16,616
South Australia (including Northern Territory)	—	133	87	—	1,682	1,115
Victoria	—	1,246	1,352	1,208	265	—	26,590	14,050	18,379	3,372
New South Wales	—	3,387	1,749	4,936	2,515	—	76,190	22,768	72,331	37,026
<i>Australian Commonwealth (Total)</i>	—	4,632	3,124	7,163	4,162	—	1,02,780	38,007	1,03,766	58,729
New Zealand (including Nauru and British Samoa)	—	..	202	212	20	—	..	2,569	2,749	340
Other British Possessions	—	—
TOTAL BRITISH EMPIRE	—	28,165	29,127	43,929	42,730	—	5,42,040	3,59,140	6,13,634	6,92,775
Sweden	—	1,711	793	309	..	—	45,080	10,112	3,825	..
Denmark	—	978	400	—	14,267	5,120
Germany	—	619	4,039	6,386	4,186	—	10,830	51,474	82,227	53,370
Belgium	—	925	2,324	2,060	3,097	—	20,820	24,879	26,092	39,545
France	—	437	1,545	2,110	3,809	—	9,840	10,655	27,323	47,310
Spain	—	505	601	—	6,440	7,665
Italy	—	501	821	642	2,524	—	8,770	8,840	8,582	32,338
Java	—	201	..	89	..	—	4,010	..	504	..
China (exclusive of Hongkong and Macao)	—	..	146	..	691	—	..	1,856	..	8,814
Japan	—	243	—	3,295
United States of America—	—	..	1,149	3,939	4,063	—	..	12,033	50,275	50,543
Via Atlantic Coast	—	—
TOTAL FOREIGN COUNTRIES	—	4,394	10,817	16,959	19,014	—	99,950	1,29,774	2,20,435	2,48,006
<i>Share of Bengal</i>	—	32,559	39,944	60,888	62,341	—	6,41,990	4,88,911	8,34,069	8,30,781
Safflower (III. E) —	Cwts.	Cwts.	Cwts.	Cwts.	Cwts.					
United Kingdom	72	5,440
Straits Settlement (including Labuan)	4,255	2,425	948	1,073	1,908	1,71,840	46,000	13,952	26,378	72,302
Hongkong	275	604	457	153	185	12,130	11,830	5,588	4,480	8,687
Egypt (b)	40	15	—	1,200	300	—
Other British Possessions	6	769
TOTAL BRITISH EMPIRE	4,642	3,029	1,411	1,241	2,093	1,90,610	57,830	20,309	31,158	81,489
Java	15	18	27	600	200	1,050
Siam	45	21	1,125	600
China (exclusive of Hongkong and Macao)	90	2,080
Japan	78	227	110	99	44	3,500	5,820	2,624	3,360	1,950
Other Foreign Countries	8	..	13	70	..	210
TOTAL FOREIGN COUNTRIES	96	336	132	144	92	4,170	8,100	2,834	4,485	3,600
<i>Share of Bengal</i>	4,730	3,364	1,537	1,385	2,185	1,94,700	66,930	23,022	35,643	85,089
Bombay	3	30
Madras	6	121
TOTAL	4,738	3,364	1,543	1,385	2,185	1,94,780	66,980	23,143	35,643	85,089
Turmeric (III. E) —	Cwts.	Cwts.	Cwts.	Cwts.	Cwts.					
United Kingdom	19,224	6,904	133	2,872	6,064	8,79,250	1,15,280	2,517	57,096	1,03,327
Adon and Dependencies	1,653	3,735	3,706	3,974	1,945	23,720	1,05,510	1,06,125	1,20,145	64,849
Mesopotamia*	—	—	1,305	1,849	3,705	—	—	27,995	42,669	1,30,945
Bahrain Islands	309	652	713	467	1,112	7,760	19,370	21,144	11,494	45,928
Ceylon	9,060	7,664	9,400	7,851	7,779	1,44,140	83,910	1,44,355	1,69,951	2,80,649
Straits Settlements (including Labuan)	12,838	11,602	17,265	9,727	5,103	1,87,740	1,46,110	2,37,345	1,94,027	1,58,154
Federated Malay States	80	14	13	46	116	1,150	190	137	940	4,110
Hongkong	1	764	1,173	234	114	20	9,140	11,303	3,854	5,166
Egypt (b)	1,311	520	1,170	402	—	34,770	11,920	24,012	6,234	—
Cape of Good Hope	126	2	20	106	114	2,710	50	299	2,792	3,445
Natal	1,836	1,493	1,453	1,532	1,543	58,720	67,720	73,387	78,339	87,795
Zanzibar and Pemba	660	623	836	570	711	12,760	14,080	10,676	15,712	20,260
Kenya Colony	514	502	463	375	431	11,250	12,800	10,054	11,159	13,648
Tanganyika Territory	—	—	221	166	169	—	—	5,550	4,335	4,655
Anglo-Egyptian Sudan	—	—	55	51	23	—	—	1,512	1,970	1,340
Mauritius and Dependencies	1,957	1,506	2,683	1,719	2,322	45,670	36,950	72,640	61,593	1,07,524
British Guiana	60	70	..	3	90	960	1,000	..	50	3,925
Western Australia	36	810
South Australia (including Northern Territory)	40	10	30	10	..	630	177	900	409

* Included in Turkey, Asiatic prior to 1921-22.
(a) Separately recorded from 1920-21.
(b) Shown as a Foreign Country from 1923-24.

No. 14—continued

ARTICLES, AND COUNTRIES OF FINAL DESTINATION; ALSO SHARE OF EACH PROVINCE	QUANTITY					VALUE				
	1919-20	1920-21	1921-22	1922-23	1923-24	1919-20	1920-21	1921-22	1922-23	1923-24
	Cwts.	Cwts.	Cwts.	Cwts.	Cwts.	R	R	R	R	R
Dyeing and Tanning Substances—continued										
<i>Turmeric (III. E)—continued</i>										
Victoria	412	330	287	208	120	8,300	5,860	5,171	5,054	5,238
New South Wales	360	564	381	62	20	6,580	9,550	8,577	1,704	818
Queensland	2	80
<i>Australian Commonwealth (Total)</i>	<i>308</i>	<i>934</i>	<i>660</i>	<i>295</i>	<i>159</i>	<i>15,650</i>	<i>16,040</i>	<i>14,005</i>	<i>7,658</i>	<i>6,465</i>
New Zealand (including Nauru and British Samoa)	78	55	20	..	5	1,700	1,210	365	..	125
Ili Islands	49	73	128	40	50	1,010	1,310	2,306	901	2,742
Other British Possessions	10	91	63	30	44	180	1,310	898	935	1,419
TOTAL BRITISH EMPIRE	49,974	37,194	41,480	32,309	32,196	9,29,160	6,44,500	7,75,214	7,92,154	10,19,400
Germany	62	100	375	1,900	..
Netherlands	75	3,000
Belgium	300	200	700	13,500	..	3,681	5,454	19,640
France	1,359	4,549	300	1,850	4,154	27,840	52,010	2,402	15,089	90,354
Italy	99	295	..	1,430	1	..	9,135
Austria	57	1,140
Turkey, Asiatic
Levant and Black Sea	61	94	1,440	2,370
Red Sea	341	378	9,890	14,000
Persian Gulf	700	1,613	15,270	56,800
Syria	291	62	55	4,725	2,950	1,588
Armenia	66	3,150
Mascat Territory and Trucial Oman	779	1,084	1,104	991	1,290	16,800	22,180	23,992	22,089	42,544
Other Native States in Arabia	785	283	258	1,041	800	13,620	8,050	35,382	26,239	33,892
Persia	1,252	1,864	636	1,458	4,037	29,890	34,520	12,895	33,596	1,50,344
Egypt (a)	1,113	34,509
Portuguese East Africa	242	325	182	247	278	5,640	8,930	4,129	8,198	9,959
Madagascar	31	44	14	5	8	620	1,160	435	175	225
German East Africa†	207	139	3,910	3,230
United States of America— Vid Atlantic Coast	10,446	7,814	2,453	3,991	4,276	1,86,510	1,25,830	41,562	75,085	67,726
" Pacific "	289	..	2	2,723	..	120
Other Foreign Countries	93	85	156	78	72	1,400	1,310	2,491	1,608	1,904
TOTAL FOREIGN COUNTRIES	17,013	18,571	6,707	9,821	17,887	3,25,350	3,32,210	1,45,038	1,91,930	4,67,840
<i>Share of Bengal</i>	<i>3,982</i>	<i>2,992</i>	<i>4,490</i>	<i>3,902</i>	<i>2,557</i>	<i>70,320</i>	<i>44,930</i>	<i>71,622</i>	<i>1,74,260</i>	<i>1,09,079</i>
" Bombay	32,087	21,330	17,094	16,655	25,139	6,89,540	6,47,330	4,76,684	4,93,612	8,53,379
" Sind	697	866	105	139	123	13,830	7,000	2,212	3,367	4,880
" Madras	29,792	29,512	22,695	15,033	22,076	4,74,270	3,82,670	3,16,640	2,84,212	5,93,462
" Burma	429	1,166	3,803	1,401	188	6,030	13,720	46,089	28,683	3,629
TOTAL	60,987	55,765	48,187	42,130	60,083	12,54,560	9,76,710	9,11,147	9,84,134	15,04,349
Other sorts (including lac-dye) (III. E)—										
United Kingdom	4,495	8,263	3,336	5,680	6,028	55,490	1,02,700	33,033	51,725	59,457
Aden and Dependencies	1	8	56	15	18	220	460	2,705	615	605
Mesopotamia*	2,675	3,318	2,995	35,598	40,867	44,085
Ceylon	8,032	651	780	135	1,292	33,710	4,240	5,599	3,033	8,846
Straits Settlements (including Labuan)	401	126	124	60	55	4,620	1,710	1,170	2,098	2,400
Hongkong	86	1,771	2,739	4,152	1,684	1,220	20,680	27,756	33,633	13,538
Egypt (a)	560	67	832	1,120	..	20,160	2,680	22,177	29,222	..
Cape of Good Hope	212	..	139	3,680	..	608
Anglo-Egyptian Sudan	5	22	178	122	540	6,354
Victoria	404	222	11,850	5,130
New South Wales	24	149
<i>Australian Commonwealth (Total)</i>	<i>404</i>	<i>222</i>	<i>24</i>	<i>..</i>	<i>..</i>	<i>11,850</i>	<i>5,130</i>	<i>149</i>	<i>..</i>	<i>..</i>
Other British Possessions	31	12	16	5	9	800	500	998	485	252
TOTAL BRITISH EMPIRE	12,122	11,120	10,726	14,525	12,259	1,31,640	1,38,140	1,29,975	1,63,118	1,95,629
Norway	285	..	204	1,906	..	1,777
Germany	500	6,211	1,958	2,152	..	3,360	39,298	8,858	14,005
Belgium	102	198	10	500	2,775	80
France	772	352	3,880	11,757
Italy	117	780	2,116	6,662
Turkey, European	250	578	1,147	9,210	22,673	66,665

* Included in Turkey, Asiatic prior to 1921-22.
† Shown as "Tanganyika Territory" under the British Empire from 1921-22
(a) Shown as a Foreign Country from 1923-24.

GENERAL EXPORTS

INDIAN MERCHANDISE

(584)

No. 14—continued

ARTICLES, AND COUNTRIES OF FINAL DESTINATION; ALSO SHARE OF EACH PROVINCE	QUANTITY					VALUE				
	1919-20	1920-21	1921-22	1922-23	1923-24	1919-20	1920-21	1921-22	1922-23	1923-24
Dyeing and Tanning Substances—continued						R	R	R	R	R
<i>Other sorts (including Iodine) (III. E)—continued</i>	Cwts.	Cwts.	Cwts.	Cwts.	Cwts.					
Turkey, Asiatic		
Levant and Black Sea	758	150	—	—	—	33,570	6,000	—	—	—
Red Sea	42	131	—	—	—	1,060	9,050	—	—	—
Persian Gulf	5,395	2,222	—	—	—	87,210	29,070	—	—	—
Syria	—	—	406	505	639	—	—	18,000	20,780	45,850
Native States in Arabia, other than Maskat Territory and Trucial Oman	84	30	15	22	5	1,730	30	380	330	150
Siam	92	15,125
Japan	1,013	250	146	3,938	1,786	1,358
Egypt (a)	—	—	—	—	1,551	—	—	—	—	56,622
United States of America—Via Atlantic Coast	375	14	40	604	867	1,870	210	1,545	9,715	63,595
Other Foreign Countries	53	7	221	..	18	1,090	400	880	..	270
TOTAL FOREIGN COUNTRIES	6,707	3,054	8,573	5,004	8,968	1,26,530	48,720	76,342	72,913	3,13,306
Share of Bengal	3,304	5,771	4,259	5,070	4,407	37,730	86,990	39,288	43,751	35,746
„ Bombay	2,411	681	1,595	2,659	3,623	1,170,090	16,240	54,420	79,094	2,10,798
„ Sind	5,362	2,311	2,881	3,705	3,234	85,070	36,060	39,338	50,247	45,700
„ Madras	7,352	5,238	10,544	7,610	9,843	4,65,280	45,380	72,631	59,758	1,39,288
„ Burma	..	173	..	485	120	..	3,190	..	2,581	17,403
TOTAL	18,829	14,174	19,299	19,529	21,227	1,26,170	1,86,800	2,06,317	2,36,031	4,48,935
Total Dyeing and Tanning Substances—	Cwts.	Cwts.	Cwts.	Cwts.	Cwts.					
United Kingdom	1,048,331	389,058	401,021	704,977	664,852	78,17,800	35,77,040	25,66,095	47,86,001	48,02,365
Cyprus	51	..	85	93	85	29,940	..	55,377	46,934	35,182
Palestine	—	—	51	18	21	—	—	29,802	8,209	5,074
Aden and Dependencies	1,114	3,774	4,359	4,013	1,988	36,280	1,09,760	1,18,044	1,28,078	66,824
Mesopotamia*	—	—	4,546	6,265	7,349	—	—	3,26,119	5,30,399	3,96,939
Bahrain Islands	316	652	714	468	1,112	9,580	19,370	21,390	11,574	45,920
Ceylon	14,907	14,222	15,957	11,549	12,018	2,13,550	1,31,700	2,00,351	1,99,689	3,28,207
Straits Settlements (including Labuan)	20,667	14,703	19,499	11,208	7,268	3,81,740	2,00,770	2,83,146	2,27,817	2,37,058
Federated Malay States	80	14	13	46	116	1,150	190	785	940	4,110
Hongkong	12,880	9,851	16,722	11,227	8,639	1,06,080	1,32,270	90,965	69,728	55,087
Egypt (a)	7,727	2,010	4,226	2,369	—	28,46,310	4,91,290	7,62,948	3,89,674	—
Cape of Good Hope	2,614	2,919	2,797	4,737	4,837	36,380	41,740	28,106	46,468	45,150
Natal	2,213	1,722	1,503	1,847	1,597	62,970	69,720	74,240	68,276	88,640
Zanzibar and Pemba	684	627	855	571	752	13,360	14,800	21,769	15,752	20,720
Kenya Colony	528	510	465	384	442	11,570	13,150	10,694	11,259	13,828
Tanganyika Territory	—	—	221	167	169	—	—	5,550	4,355	4,055
Anglo-Egyptian Sudan	—	—	60	73	201	—	—	1,634	2,510	7,694
Mauritius and Dependencies	2,025	1,582	2,700	1,729	2,354	46,530	37,900	72,878	62,003	1,08,070
Canada—Via Atlantic Coast	2,000	3	358	14,000	12	4,560
British West India Islands	..	82	43	21	35	..	1,030	708	786	1,430
British Guiana	64	97	25	7	100	1,060	1,820	878	220	4,354
Western Australia	36	..	693	868	1,395	810	..	4,289	11,374	17,216
South Australia (including Northern Territory)	..	540	162	1,183	697	..	4,730	785	11,602	5,124
Victoria	19,255	10,016	19,918	11,397	10,987	1,40,350	80,280	98,554	96,725	1,05,495
New South Wales	7,118	7,983	8,518	11,873	10,134	1,01,820	1,48,920	61,578	1,25,202	84,911
Queensland	2	347	200	80	3,247	1,000
Australian Commonwealth (Total)	26,409	18,539	29,293	25,688	29,413	2,42,980	2,42,930	1,65,256	2,48,150	2,13,746
New Zealand (including Nauru and British Samoa)	78	56	227	212	25	1,700	1,230	3,074	2,740	405
Fiji Islands	81	130	194	60	76	2,110	2,950	3,687	1,358	3,633
Other British Possessions	29	19	43	10	10	790	590	668	199	325
TOTAL BRITISH EMPIRE	1,142,807	461,462	506,224	788,242	744,773	1,13,76,380	50,90,340	48,33,849	68,73,007	65,54,042
Sweden	11,831	8,021	793	1,306	8,000	97,480	90,010	10,112	11,877	48,000
Norway	2,620	..	235	6	204	16,360	..	1,996	57	1,737
Denmark	978	400	14,267	5,120
Germany	7,157	56,731	408,458	252,607	153,426	65,370	3,26,830	22,80,830	15,05,270	9,62,552
Netherlands	30,504	2,676	23,294	12,971	18,924	2,31,540	44,920	1,88,204	1,04,260	1,78,935
Belgium	93,209	48,491	67,923	70,909	66,803	5,52,010	3,34,780	3,65,016	4,12,448	4,31,761
France	69,922	29,923	44,390	103,653	117,415	5,01,710	2,06,340	2,85,070	7,22,525	9,18,615
Spain	..	205	100	5,105	6,753	..	820	1,000	32,648	58,832
Portugal	200	4,296	..

* Included in Turkey, Asiatic prior to 1921-22.
(a) Shown as a Foreign Country from 1923-24.

No. 14—continued

ARTICLES, AND COUNTRIES OF FINAL DESTINATION; ALSO SHARE OF EACH PROVINCE	QUANTITY					VALUE				
	1919-20	1920-21	1921-22	1922-23	1923-24	1919-20	1920-21	1921-22	1922-23	1923-24
Dyeing and Tanning Sub- stances—concluded						R	R	R	R	R
Total Dyeing and Tanning Substances—continued	Cwts.	Cwts.	Cwts.	Cwts.	Cwts.					
Italy	11,825	13,064	1,462	8,516	21,118	65,670	71,080	26,823	58,535	1,69,459
Austria	1,000	28	57	..	1,001	7,600	8,500	1,140	..	7,007
Hungary
Bulgaria	7	4,718
Greece	11	50	1,270	107	763	8,340	33,650	1,76,138	54,420	30,691
Turkey, European	..	3	231	616	1,173	..	70	15,727	34,403	1,06,225
Turkey, Asiatic	76	25	34,707	6,130
Levant and Black Sea	1,112	262	1,85,450	19,440
Red Sea	410	540	14,110	32,310
Persian Gulf	9,334	4,723	17,69,880	4,44,780
Syria	333	648	801	44,558	57,154	81,481
Armenia	65	115	11,008	21,947
Alaskan Territory and Trust Territories	802	1,128	1,100	1,004	1,342	18,110	50,100	21,792	25,821	53,784
Other Native States in Arabia	869	315	1,018	1,118	902	15,410	9,350	75,222	45,266	43,140
Persia	1,978	2,700	2,070	2,036	5,633	3,16,030	3,06,810	6,39,427	2,51,697	4,98,228
Java	95	219	9	42	30	950	4,210	103	558	1,190
Siam	32	34	207	87	205	450	1,220	3,238	1,875	18,252
Indo-China (including Coch- China, Cambodia, Annam, Tonkin and French Indo-China territories in China)	12	17	180	9,240
China (exclusive of Hong- Kong and Macao)	947	2,033	1,051	2,281	3,318	1,41,920	1,15,440	25,065	13,325	25,447
Japan	67,574	16,672	50,599	11,119	18,512	82,22,130	21,74,950	30,50,310	1,60,065	6,70,146
Egypt (a)	4,447	5,14,950
Tripoli	13	5,000
Tunis	27	58	26	13,138	24,264	8,000
Portuguese East Africa	443	534	191	247	282	6,900	10,170	4,336	8,198	10,034
Niagara	31	44	14	205	8	620	1,180	435	2,175	225
German East Africa†	207	144	3,010	3,420
United States of America— Via Atlantic Coast	580,360	306,000	277,837	347,240	340,397	28,75,770	14,54,340	11,49,169	15,00,405	17,41,060
.. Pacific	1,896	1	291	300	202	6,400	10	2,815	5,700	3,927
Other Foreign Countries	32	18	74	30	27	920	590	1,940	2,139	1,184
TOTAL FOREIGN COUNTRIES	894,213	491,643	883,587	823,590	772,855	1,51,24,720	59,04,600	83,88,039	50,90,000	66,19,065
Share of Bengal	1,089,433	359,647	709,584	843,607	742,391	1,32,26,120	46,18,250	71,11,499	63,03,744	62,69,607
.. Bombay	784,619	470,737	598,497	673,357	666,036	70,07,640	35,40,430	35,14,296	39,36,740	45,46,164
.. Madras	6,666	2,711	3,124	3,909	3,426	4,23,760	68,810	69,502	69,789	61,510
.. Burma	101,097	53,238	51,328	53,444	65,464	44,92,060	19,37,030	19,50,211	9,42,826	14,73,596
.. Ceylon	56,005	38,772	38,278	37,520	39,811	13,51,500	8,30,870	6,76,440	7,09,992	8,23,126
TOTAL	2,037,020	966,106	1,393,811	1,611,832	1,517,128	2,65,01,100	1,09,05,030	1,32,21,948	1,19,03,097	1,31,72,007
Earthenware and porcelain (including pipes of earthenware) (III. B) —										
Pipes of Earthenware (b) —	Cwts.	Cwts.	Cwts.	Cwts.	Cwts.					
TOTAL BRITISH EMPIRE	48	1,112
Share of Bengal	18	382
.. Bombay	30	760
TOTAL	48	1,112
Other kinds —										
United Kingdom	2,750	16,300	9,249	7,274	15,394
Malta and Gozo	2,000
Aden and Dependencies	4,620	3,900	14,065	20,617	12,890
Maldives	860	430	1,022	187	2,560
Mesopotamia*	3,250	11,795	225
Ceylon	25,200	11,060	14,729	25,487	26,042
Straits Settlements (Includ- ing Labuan)	2,610	4,130	2,510	3,717	1,407
Mauritius and Dependencies	1,130	280	272	1,550
Other British Possessions	1,180	2,010	861	2,516	1,318
TOTAL BRITISH EMPIRE	37,310	46,069	47,944	71,869	67,305

* Included in Turkey, Asiatic prior to 1921-22.

† Shown as "Tanganika Territory" under the British Empire from 1921-22.

(a) Shown as a Foreign Country from 1923-24.

(b) Shown under Building and Engineering materials prior to 1923-24.

GENERAL EXPORTS

(586)

INDIAN MERCHANDISE

No. 14—continued

ARTICLES, AND COUNTRIES OF FINAL DESTINATION; ALSO SHARE OF EACH PROVINCE	QUANTITY					VALUE				
	1919-20	1920-21	1921-22	1922-23	1923-24	1919-20	1920-21	1921-22	1922-23	1923-24
Earthenware and porcelain (including pipes of earthenware) (III. H) —continued Other kinds—continued. Turkey, Asiatic						R	R	R	R	R
Red Sea	—	—	—	—	—	690	..	—	—	—
Persian Gulf	—	—	—	—	—	1,790	990	—	—	—
Persia	—	—	—	—	—	2,970	840	153	200	15
Sumatra	—	—	—	—	—	25,000
United States of America— Via Atlantic Coast	—	—	—	—	—	..	1,210	115	87	20
Other Foreign Countries	—	—	—	—	—	1,500	930	2,098	1,695	1,583
TOTAL FOREIGN COUNTRIES	—	—	—	—	—	6,860	3,970	27,904	1,982	1,618
Share of Bengal	—	—	—	—	—	2,730	3,790	26,682	6,273	5,710
.. Bombay	—	—	—	—	—	10,370	13,470	27,973	34,909	18,687
.. Sind	—	—	—	—	—	1,890	950	677	647	3,162
.. Madras	—	—	—	—	—	28,679	20,230	18,987	31,175	34,831
.. Burma	—	—	—	—	—	600	1,590	1,589	843	623
TOTAL	—	—	—	—	—	44,160	50,030	75,908	73,847	63,013
<i>Total value of earthenware, etc.</i>						44,160	50,030	75,908	73,847	64,125
Feathers (II. S)—	Lbs.	Lbs.	Lbs.	Lbs.	Lbs.					
United Kingdom	7,840	2	3,500	7
Hongkong	18,288	5,090
Other British Possessions	4,202	550
TOTAL BRITISH EMPIRE	4,202	7,840	18,290	550	3,500	5,097
Share of Bengal	672	60
.. Burma	4,202	7,840	17,618	550	3,500	5,097
TOTAL	4,202	7,840	19,290	550	3,500	5,997
Yarn for Brushes and Brooms (II. S)—	Tons	Tons	Tons	Tons	Tons					
United Kingdom	5,920	1,399	1,058	530	945	29,32,200	4,33,470	2,38,523	2,49,337	3,98,527
Ceylon	441	56	19	5	83	1,98,030	23,190	5,353	1,887	28,684
Straits Settlements (including Labuan)	..	5	3,500	..	38	21
Cape of Good Hope	6	9	3	1	4	1,870	3,350	1,650	400	1,541
Natal	33	7	4	..	2	12,180	2,220	965	60	880
Canada— Via Atlantic Coast	1	1	255	321	..
.. Pacific	2	..	7	..	1	540	..	2,820	..	270
Western Australia	3	6	1	1	..	1,700	3,140	600	490	515
South Australia (including Northern Territory)	8	7	14	3	2	4,550	4,300	6,650	1,350	2,100
Victoria	9	17	14	3	7	3,340	9,460	9,202	1,500	4,737
New South Wales	10	45	44	32	36	6,010	26,230	30,556	22,640	24,421
Queensland Australian Commonwealth (Total)	2	2	1	2	..	1,200	770	420	857	..
New Zealand (including Nauru and British Samoa)	32	77	74	45	45	16,360	43,900	47,628	26,837	31,773
Other British Possessions	1	326	..
TOTAL BRITISH EMPIRE	6,447	1,507	1,174	583	1,101	31,67,910	5,16,150	3,03,299	2,81,606	4,73,090
Sweden	40	21,000
Norway	10	4,500
Denmark	15	25	10	4,825	9,466	4,031
Germany	55	187	863	1,159	1,274	23,820	69,690	3,28,168	4,26,161	4,69,377
Netherland	88	151	255	427	570	39,480	70,129	1,06,517	1,67,427	2,47,538
Belgium	1,106	721	841	825	1,079	5,36,170	2,91,650	3,17,654	3,51,628	4,52,357
France	97	38	42	95	56	45,010	15,750	16,320	39,178	20,332
Italy	10	25	31	27	..	5,010	12,075	11,954	10,848
China (exclusive of Hong- kong and Macao)	..	5	4,200
Japan	256	156	254	432	528	1,12,200	63,550	1,08,350	1,70,127	2,37,444
United States of America— Via Atlantic Coast	208	124	222	551	1,014	1,27,520	51,090	1,06,365	2,39,054	4,49,924
.. Pacific	1	6	..	18	..	600	3,710	..	8,009
Other Foreign Countries	50	6	..
TOTAL FOREIGN COUNTRIES	1,940	1,393	2,533	3,546	4,576	9,05,340	5,71,540	10,08,474	14,15,051	18,99,860
Share of Bengal	3	2,000
.. Bombay	330	637	660	1,41,400	1,600	15,500
.. Madras	3,057	2,272	3,047	4,728	6,674	39,31,750	10,85,990	12,96,273	16,96,657	23,70,950
.. Burma	1	1,000
TOTAL	8,337	2,900	3,707	4,128	5,677	40,73,150	10,87,690	13,11,773	16,06,657	23,72,950

No. 14—continued

ARTICLES, AND COUNTRIES OF FINAL DESTINATION; ALSO SHARE OF EACH PROVINCE	QUANTITY					VALUE				
	1919-20	1920-21	1921-22	1922-23	1923-24	1919-20	1920-21	1921-22	1922-23	1923-24
Reworks (III. V)—						R	R	R	R	R
TOTAL BRITISH EMPIRE	—	—	—	—	—	80	..	200	412	214
TOTAL FOREIGN COUNTRIES	—	—	—	—	—	680	..	600
Share of Bombay	—	—	—	—	—	650	..	600
„ Madras	—	—	—	—	—	80	412	214
TOTAL	—	—	—	—	—	780	..	800	412	214
Fish (excluding canned fish)—										
<i>Fish, dry, unsalted (I. A)—</i>	Cwts.	Cwts.	Cwts.	Cwts.	Cwts.					
United Kingdom	323	82	372	40	8	5,220	2,450	9,404	764	160
Aden and Dependencies	44	72	6	8	5	980	1,600	27	80	142
Mesopotamia*	—	—	..	43	57	—	—	..	1,378	2,240
Ceylon	47,003	55,076	76,689	61,409	84,135	6,18,820	7,91,650	9,19,805	8,98,747	14,82,004
Straits Settlements (including Labuan)	107	292	620	221	499	6,400	6,650	36,050	6,712	18,706
Hongkong	7	39	924	517	17	250	2,750	36,925	16,035	380
Cape of Good Hope	..	6	..	31	2	..	100	..	1,630	100
Natal	847	661	976	1,124	834	32,810	31,690	60,300	54,010	48,195
Zanzibar and Pemba	82	..	11	..	25	1,900	..	300	..	650
Kenya Colony	56	17	25	2	22	1,600	450	555	75	831
Mauritius and Dependencies	3,478	1,752	4,943	7,986	2,839	1,15,180	57,870	1,85,744	2,36,051	80,575
Other British Possessions	30	26	25	20	21	540	470	802	345	331
TOTAL BRITISH EMPIRE	52,877	58,023	84,591	71,486	88,513	7,82,780	8,85,070	11,90,224	12,16,343	16,43,104
Turkey, Asiatic	3	26	100	960
Red Sea	77	2,340
Persian Gulf
Native States in Arabia, other than Maskat Territory and Trucial Oman	55	..	118	55	71	1,330	..	4,760	1,885	3,790
Persia	128	37	35	36	6	3,520	700	830	1,275	200
Siam	16	59	81	38	113	560	2,590	3,697	1,791	4,153
China (exclusive of Hongkong and Macao)	1	17	292	79	3	50	900	17,975	1,750	83
Portuguese East Africa	181	39	110	137	354	5,710	710	3,408	3,419	12,693
Reunion	107	60	50	2,685	2,050	1,290
German East Africa †	..	35	1,400
Other Foreign Countries	15	32	..	3	1	300	830	30	85	20
TOTAL FOREIGN COUNTRIES	476	245	743	408	598	13,910	8,090	38,585	12,256	22,300
Share of Bengal	174	452	18,960	4,255	..
„ Bombay	7,328	3,334	7,858	10,200	6,162	2,10,130	91,420	2,33,634	307,757	2,21,373
„ Sind	497	646	300	964	360	10,220	22,010	12,590	37,022	14,876
„ Madras	45,458	54,076	75,368	59,194	82,169	6,73,860	7,67,370	8,89,536	843,840	14,11,077
„ Burma	70	213	1,634	1,024	420	2,480	9,960	69,049	35,714	15,348
TOTAL	53,353	58,268	85,834	71,894	89,111	7,98,690	8,93,760	12,23,809	12,28,508	16,65,673
Fish, dry salted (I. A)—										
United Kingdom	49	49	1,360	40	7	..	1,298
Ceylon	160,565	151,576	180,095	118,796	126,339	27,52,220	28,41,230	32,26,013	23,36,810	28,38,175
Straits Settlements (including Labuan)	117	163	69	246	458	1,980	2,970	1,626	18,573	27,872
Natal	146	7,173
Mauritius and Dependencies	31	1,250
Other British Possessions	24	23	6	820	567
TOTAL BRITISH EMPIRE	160,908	161,739	180,163	119,066	126,869	27,63,960	28,44,240	32,27,652	23,55,703	28,67,002
Turkey, Asiatic	38	1,800
Red Sea	6	..	2	11	55	40	..	100	100	2,016
Siam	125	3,500
Argentine Republic (including the Atlantic Coast of Patagonia)
Other Foreign Countries	24	..	6	12	11	990	..	100	520	265
TOTAL FOREIGN COUNTRIES	68	..	7	23	191	2,830	..	200	720	5,711
Share of Bengal	6	14	57	100	631	1,528
„ Bombay	518	..	6	616	132	16,900	..	130	7,570	4,477
„ Sind	7,352	10,678	13,137	11,279	14,002	1,93,530	2,85,750	3,35,553	2,98,750	3,89,343
„ Madras	152,995	141,001	167,012	107,080	112,534	25,49,560	25,57,300	28,91,762	20,47,666	24,65,396
„ Burma	111	60	9	100	335	1,820	1,190	287	1,812	12,939
TOTAL	160,976	161,739	180,170	119,089	127,060	27,66,810	28,44,240	32,27,852	23,56,423	28,73,683

* Included in Turkey, Asiatic prior to 1921-22.
† shown as "Tanganika Territory" under the British Empire from 1921-22.

GENERAL EXPORTS

(588)

INDIAN MERCHANDISE

No. 14— continued

ARTICLES AND COUNTRIES OF FINAL DESTINATION; ALSO SHARE OF EACH PROVINCE	QUANTITY					VALUE				
	1910-20	1920-21	1921-22	1922-23	1923-24	1910-20	1920-21	1921-22	1922-23	1923-24
Fish (excluding canned fish) — continued.						R	R	R	R	R
Steamers and Schooners (A.)—	Cwts.	Cwts.	Cwts.	Cwts.	Cwts.					
United Kingdom	1,750	1,784	1,107	1,540	1,085	4,70,590	4,20,280	3,71,418	4,43,557	3,17,58
Ceylon	77	558	1,295	934	757	10,290	32,270	61,900	74,483	38,30
Straits Settlements (including Labuan)	8,676	4,244	3,112	3,269	3,086	3,59,710	4,70,870	3,24,115	3,67,820	3,38,10
Hongkong	8,358	4,870	3,926	4,466	4,615	6,12,810	8,92,720	7,24,511	8,69,207	9,08,20
South Australia (including Northern Territory)	10	3,200
Victoria	10	3,200
Australian Commonwealth (Total)	20	6,400
Other British Possessions	1	60
TOTAL BRITISH EMPIRE	9,087	11,406	9,501	10,229	9,543	14,59,500	18,16,140	14,82,004	17,55,073	16,02,33
China (exclusive of Hongkong and Macao)	18	48	110	6	58	1,450	4,400	7,410	1,230	5,06
United States of America—Vid Atlantic Coast	421	84,20
Other Foreign Countries	4	30
TOTAL FOREIGN COUNTRIES	13	48	110	6	483	1,450	4,400	7,410	1,230	89,56
Share of Bengal	339	564	115	115	93	46,880	46,220	18,299	21,665	14,69
.. Bombay	1,970	3,310	1,301	2,324	2,869	3,63,880	6,69,610	3,13,040	5,17,427	6,11,711
.. Sind	2,105	2,178	2,628	2,247	2,148	4,90,620	4,65,430	5,60,319	4,94,690	4,62,24
.. Madras	2,425	3,378	3,118	3,122	2,860	2,68,160	3,64,030	2,82,128	3,49,563	2,94,78
.. Burma	2,261	2,219	2,449	2,407	2,047	3,01,420	2,75,350	3,15,628	3,81,968	3,08,161
TOTAL	9,100	11,449	9,611	10,235	10,026	14,60,650	18,20,540	14,89,414	17,56,303	16,91,90
Fish, wet, salted (ngapi) — (A.)—	Cwts.	Cwts.	Cwts.	Cwts.	Cwts.					
Ceylon	1,654	2,882	5,426	5,491	2,454	26,340	43,050	93,476	83,902	33,730
Hongkong	150	15	18,271
Other British Possessions	17	12	7	940	780	422	..	81
TOTAL BRITISH EMPIRE	1,571	2,894	5,433	5,491	2,604	27,280	43,780	93,898	83,917	52,081
TOTAL FOREIGN COUNTRIES	6	1	17	5	42	70	10	235	80	690
Share of Bengal	16	..
.. Bombay	150	18,271
.. Madras	1,571	2,894	5,433	5,491	2,454	37,230	43,780	93,888	83,902	33,730
.. Burma	6	1	17	5	42	70	10	245	80	711
TOTAL	1,577	2,895	5,450	5,496	2,646	27,350	43,790	94,133	83,997	52,710
Total Fish (excluding canned fish) —	Cwts.	Cwts.	Cwts.	Cwts.	Cwts.					
United Kingdom	2,128	1,816	1,539	1,580	1,142	4,77,170	4,22,770	3,80,839	4,44,311	3,19,111
Aden and Dependencies	44	72	6	13	5	980	1,500	270	280	142
Mesopotamia*	43	63	1,378	2,400
Ceylon	210,090	210,092	203,505	186,720	213,685	34,07,670	36,98,200	43,01,194	33,98,442	43,92,301
Straits Settlements (including Labuan)	3,917	4,711	3,807	3,736	4,042	3,08,030	4,81,220	3,62,212	3,98,111	3,84,829
Hongkong	3,505	4,909	4,850	5,003	4,791	6,12,480	8,95,470	7,61,433	8,84,977	9,27,123
Cape of Good Hope	..	6	..	31	2	..	190	..	1,050	100
Natal	993	661	676	1,124	884	39,920	31,690	50,360	54,016	48,195
Zanzibar and Pemba	82	..	11	..	25	1,890	..	300	..	650
Kenya Colony	56	17	25	..	22	1,690	450	555	..	831
Mauritius and Dependencies	3,509	1,752	4,943	7,936	2,839	1,16,430	57,870	1,35,744	2,30,051	89,575
South Australia (including Northern Territory)	10	3,200
Victoria	10	3,200
Australian Commonwealth (Total)	20	6,400
Other British Possessions	30	26	26	36	29	540	470	868	1,020	531
TOTAL BRITISH EMPIRE	224,443	224,002	279,688	206,272	227,529	50,33,240	55,89,830	59,93,778	54,11,036	61,65,78
Turkey, Asiatic Red Sea	41	26	1,900	960
Persian Gulf	77	2,340
Native States in Arabia, other than Maskat Territory and Trucial Oman	55	..	118	65	71	1,330	..	4,760	2,315	3,790
Persia	128	37	35	36	7	3,520	700	810	1,275	255
Java	59	2,316
Siam	28	60	100	64	155	670	2,600	4,032	2,067	4,783
China (exclusive of Hongkong and Macao)	14	60	402	85	61	1,500	5,300	25,395	2,980	5,148
Portuguese East Africa	205	30	115	139	351	6,610	710	3,508	3,519	12,683
Reunion	107	60	50	2,885	2,050	1,280
German East Africa	..	35	1,400
United States of America—Vid Atlantic Coast	421	84,200
Argentine Republic (including the Atlantic Coast of Patagonia)	125	3,500
Other Foreign Countries	16	32	..	3	11	810	830	30	85	230
TOTAL FOREIGN COUNTRIES	563	286	877	442	1,314	18,260	12,500	41,430	14,291	1,18,185

* Included in Turkey, Asiatic prior to 1921-22.
† Shown as "Tanzanika Territory" under the British Empire from 1921-22.

No. 14—continued

ARTICLES, AND COUNTRIES OF FINAL DESTINATION; ALSO SHARE OF EACH PROVINCE	QUANTITY					VALUE				
	1919-20	1920-21	1921-22	1922-23	1923-24	1919-20	1920-21	1921-22	1922-23	1923-24
Fish (excluding canned fish) <i>continued</i>										
Total Fish (excluding canned fish)—continued										
Share of Bengal	339	361	295	581	150	46,580	46,220	37,359	26,566	16,223
„ Bombay	9,816	6,644	9,165	13,200	9,313	6,80,970	763,930	8,46,801	8,32,754	8,55,837
„ Sind	9,954	13,502	16,665	14,490	16,510	6,99,370	7,73,190	9,08,492	8,30,462	8,66,458
„ Madras	203,449	201,348	250,921	174,907	200,026	34,18,850	37,32,450	41,57,304	33,15,981	42,07,991
„ Burma	2,448	2,493	4,709	1,536	2,844	3,05,790	2,86,570	3,35,249	4,19,564	3,37,464
TOTAL	225,006	224,351	280,565	200,714	228,843	50,51,500	56,02,330	60,35,208	54,25,327	62,83,073
Fodder, Bran, and Pollards (excluding oilcake)— Rice bran (a) (H. C.)—										
United Kingdom	—	—	—	105,495	1,27,814	—	—	—	62,58,445	60,07,828
Ceylon	—	—	—	611	900	—	—	—	21,803	35,087
Straits Settlements (including Labuan)	—	—	—	42,071	51,615	—	—	—	24,47,763	25,88,892
Federated Malay States	—	—	—	475	605	—	—	—	33,568	39,435
Hongkong	—	—	—	7,408	15,120	—	—	—	3,83,811	6,35,137
TOTAL BRITISH EMPIRE	—	—	—	156,969	196,123	—	—	—	91,45,390	1,02,06,210
Germany	—	—	—	40,080	24,248	—	—	—	21,53,004	13,79,078
Netherlands	—	—	—	200	..	—	—	—	14,028	..
Belgium	—	—	—	195	..	—	—	—	13,852	..
Sumatra	—	—	—	1,921	1,548	—	—	—	1,01,520	80,315
Siam	—	—	—	896	..	—	—	—	51,397	..
Java	—	—	—	..	277	—	—	—	..	15,284
China (exclusive of Hong- kong and Macao)	—	—	—	322	537	—	—	—	16,000	33,108
Japan	—	—	—	..	116	—	—	—	..	4,815
Other Foreign Countries	—	—	—	..	15	—	—	—	..	378
TOTAL FOREIGN COUNTRIES	—	—	—	43,620	20,741	—	—	—	23,51,391	16,18,908
Share of Bengal	—	—	—	—	—	—
„ Sind	—	—	—	..	7	—	—	—	..	412
„ Madras	—	—	—	2,585	784	—	—	—	1,21,375	31,503
„ Burma	—	—	—	197,995	222,073	—	—	—	1,13,75,376	1,16,88,212
TOTAL	—	—	—	200,580	222,864	—	—	—	1,14,06,761	1,17,20,127
Other sorts of Bran and pol- lards (b) (H. C.)—										
United Kingdom	165,207	64,858	97,894	330	..	83,06,980	41,85,160	62,10,039	16,574	..
Aden and Dependences	433	2,522	487	564	665	69,380	2,48,350	70,816	74,132	83,446
Mesopotamia*	—	—	26	..	31	—	—	8,430	36	2,884
Bahrein Islands	201	174	312	296	563	24,860	19,500	33,394	29,249	52,808
Maldives	1	16	..	130	..	48	1,286
Ceylon	2,974	2,624	3,128	3,014	3,250	3,49,400	3,31,850	3,45,468	3,70,570	3,59,306
Straits Settlements (including Labuan)	60,314	103,740	44,855	159	245	24,03,360	52,95,470	24,61,869	22,238	35,354
Federated Malay States	6	1	4	26	4	600	150	600	1,370	660
Hongkong	998	7,415	5,808	..	27	24,460	3,93,240	2,57,148	..	1,428
Zanzibar and Pemba	12	1	12	4	3	2,020	280	1,816	885	307
Kenya Colony	17	14	2,850	2,050	100	31	48
Somaliand Protectorate	125	31	174	62	35	24,000	5,000	25,200	5,000	4,967
Mauritius and Dependences	209	820	1,196	2,381	2,101	33,520	93,210	1,50,315	2,87,548	1,96,446
Seychelles	6	..	9	6	15	710	..	1,247	1,047	2,087
Other British Possessions	1	20	206	60	..
TOTAL BRITISH EMPIRE	230,502	182,101	152,904	6,848	6,955	1,18,32,100	1,06,50,410	95,67,003	8,08,228	7,40,007
Sweden	500	21,777
Germany	1,628	27,320	1,16,190	14,52,878
Turkey, Asiatic										
Red Sea	217	894	84,830	1,45,230
Persian Gulf	6	600
Mascat Territory and Trucial Oman	111	76	280	133	416	13,520	9,440	33,941	14,113	39,651
Other Native States in Arabia	3	..	534	399	507	330	..	84,128	62,832	67,730
Persia	50	64	1	..	30	6,806	8,670	250
Sumatra	898	55,315
Java	12	5	..	3	2	480	1,030	..	419	414
Siam	543	788	541	6	1	31,970	45,180	26,616	416	227
China (exclusive of Hong- kong and Macao)	71	3,508

* Included in Turkey, Asiatic prior to 1921-22.

(a) Separately recorded from 1922-23.

(b) Figures prior to 1922-23, include "Rice bran."

GENERAL EXPORTS

(590)

INDIAN MERCHANDISE

No. 14—continued

ARTICLES, AND COUNTRIES OF FINAL DESTINATION; ALSO SHARE OF EACH PROVINCE	QUANTITY					VALUE				
	1910-20	1920-21	1921-22	1922-23	1923-24	1919-20	1920-21	1921-22	1922-23	1923-24
	Tons	Tons	Tons	Tons	Tons	R	R	R	R	R
Fodder, Bran, and Pollards (excluding oilcake)—contd.										
<i>Other sorts of Bran and pollards (b) II (C)—contd.</i>										
Portuguese East Africa	12	4	7	12	..	1,300	569	1,162	1,648
Other Foreign Countries	13	15	7	2	..	1,560	1,530	605	260	..
TOTAL FOREIGN COUNTRIES	898	3,422	30,700	613	939	82,710	3,20,510	16,86,003	87,872	1,00,920
<i>Share of Bengal</i>	657	1,280	1,705	2,091	3,319	60,290	1,71,480	2,04,116	2,41,634	3,40,428
<i>Bombay</i>	2,601	2,259	1,900	2,238	1,205	4,04,300	3,63,320	2,96,813	3,32,490	1,77,920
<i>Sind</i>	281	610	1,295	1,676	2,405	33,610	70,330	1,69,772	1,69,811	2,28,918
<i>Madras</i>	854	956	1,331	1,531	938	67,380	1,03,570	1,25,606	1,51,620	1,01,233
<i>Burma</i>	227,007	180,418	177,323	5	27	1,08,49,320	1,01,62,240	1,04,66,799	495	1,428
TOTAL	231,400	185,523	183,694	7,461	7,894	1,14,14,940	1,08,70,920	1,12,53,006	8,96,100	8,40,027
<i>Other sorts of Fodder, (II, C)</i>										
United Kingdom	576	2,006	17	1,296	2,239	16,030	88,490	1,513	63,465	1,00,929
Aden and Dependencies	1	..	1	51	..	110	..	80	4,847
Ceylon	374	389	241	222	437	85,980	82,550	41,290	33,394	54,595
Straits Settlements (including Labuan)	1,077	1,207	579	433	378	2,21,930	3,15,430	1,09,567	80,090	62,738
Federated Malay States	111	76	104	55	4	5,190	4,680	7,635	2,541	580
Hongkong	73	59	79	88	92	13,510	12,150	15,860	12,860	10,200
Other British Possessions	4	7	..	1	40	580	615	96	162
TOTAL BRITISH EMPIRE	2,210	3,832	1,027	2,078	3,252	3,43,580	5,03,960	1,76,280	1,92,526	2,34,051
Germany	159	290	9,187	10,784
Netherlands	251	13,806
Belgium	50	2,250	..
France	29	2,260
Italy	120	3,800
Muscat Territory and Trucial Oman	20	63	1	24	..	1,500	3,179	250	1,698
Persia	2	..	8	60	..	160	..	570	4,000	..
Sumatra	44	31	13	5	..	10,000	5,800	2,400	850	..
Java	55	4	7,880	880	25
Philippine Islands and Guam	58	76	123	90	..	16,000	18,605	23,400	15,406
Brazil	29	112	27	4,950	17,090	5,164
Other foreign Countries	4	5	3	..	30	790	809	275	150
TOTAL FOREIGN COUNTRIES	279	229	192	401	655	29,080	43,010	30,627	40,192	41,869
<i>Share of Bengal</i>	1,565	1,712	917	2,249	3,294	3,36,130	4,23,030	1,88,234	2,10,765	2,12,003
<i>Bombay</i>	180	117	274	57	74	11,240	15,180	2,093	8,092	7,475
<i>Sind</i>	20	51	60	62	..	1,600	2,601	4,000	5,352
<i>Madras</i>	172	225	223	99	477	9,510	21,920	13,829	8,932	61,050
<i>Burma</i>	572	1,987	1	14	..	16,780	85,260	100	908	..
TOTAL	2,480	4,061	1,219	2,479	3,907	3,72,680	5,47,000	2,06,907	2,32,718	2,75,920
Total Fodder, Bran, and Pollards (excluding oilcake)—	Tons	Tons	Tons	Tons	Tons	R	R	R	R	R
United Kingdom	165,782	66,864	97,411	107,130	130,053	84,13,890	42,73,650	62,12,452	63,38,484	70,08,757
Aden and Dependencies	433	2,522	487	564	716	69,420	2,48,460	70,816	74,212	87,293
Mesopotamia *	26	..	31	3,400	90	2,908
Rahrein Islands	201	174	312	296	563	24,860	19,500	38,394	29,249	52,808
Maldives	1	16	..	130	..	48	1,286
Ceylon	3,348	2,913	3,369	3,847	4,646	4,35,380	4,14,400	3,86,748	4,25,767	4,48,088
Straits Settlements (including Labuan)	61,391	105,037	45,434	43,563	52,238	26,25,200	56,10,900	25,71,496	25,50,091	26,80,924
Federated Malay States	117	77	108	536	673	5,790	4,830	8,235	37,479	40,575
Hongkong	1,071	7,474	5,385	7,406	15,239	37,970	3,81,390	2,72,803	3,96,671	6,46,765
Zanzibar and Pemba	12	1	12	4	4	2,020	510	1,391	365	437
Kenya Colony	17	14	2,850	2,050	100	43	56
Somaliland Protectorate	125	31	174	62	35	24,000	5,000	25,200	5,000	4,947
Mauritius and Dependencies	209	820	1,196	2,381	2,101	33,590	98,210	1,50,315	2,87,548	1,96,446
Seychelles	6	..	9	6	15	710	60	1,247	1,047	2,087
Other British Possessions	5	8	1	310	746	50	..
TOTAL BRITISH EMPIRE	232,712	185,933	153,931	165,886	206,330	1,16,75,770	1,10,54,400	97,43,283	1,01,46,144	1,11,80,277
Sweden	500	21,777
Germany	1,626	27,820	40,245	24,538	..	1,16,190	14,62,878	21,62,891	12,00,762
Netherlands	200	251	14,928	13,806
Belgium	245	16,102	..
France	29	15	2,260	373
Italy	120	4,840

* Included in Turkey, Asiatic prior to 1921-22.
(b) Figures prior to 1922-23, include "Rice bran."

No. 14—continued

ARTICLES, AND COUNTRIES OF FINAL DESTINATION; ALSO SHARE OF EACH PROVINCE	QUANTITY					VALUE				
	1910-20	1920-21	1921-22	1922-23	1923-24	1910-20	1920-21	1921-22	1922-23	1923-24
Fodder, Bran, and Pollards (excluding oilcake)—concluded						R	R	R	R	R
Total Fodder, Bran and Pollards (excluding oilcake)—continued	Tons	Tons	Tons	Tons	Tons					
Turkey, Asiatic		
Red Sea	217	894	—	—	—	34,830	1,45,230	—	—	—
Persian Gulf	..	6	—	—	—	..	750	—	—	—
Maskat Territory and Trucial Oman	111	96	343	134	440	13,520	11,040	37,120	14,863	41,349
Other Native States in Arabia	2	..	534	309	507	330	..	84,192	62,882	67,730
Persia	2	..	58	124	1	160	30	7,176	12,070	250
Sumatra	44	31	906	1,926	1,548	10,000	5,800	57,715	1,02,370	80,315
Java	67	9	..	3	270	8,360	1,800	..	419	16,723
Siam	543	788	541	901	538	31,070	45,760	26,016	51,813	33,485
Philippine Islands and Guam	..	58	76	123	90	..	16,900	13,502	23,400	15,406
China (exclusive of Hongkong and Macao)	71	322	3,568	16,000	..
Japan	12	3	116	584	217	4,815
Portuguese East Africa	..	12	4	7	12	..	1,300	810	1,170	1,018
Brazil	29	112	27	4,650	18,740	5,689
Other Foreign Countries	13	10	..	2	..	570	820	..	260	..
TOTAL FOREIGN COUNTRIES	1,177	3,851	30,892	44,634	28,335	1,11,790	3,65,520	17,16,630	24,70,425	10,65,007
Share of:										
Bengal	2,222	2,992	2,622	4,340	6,613	3,95,420	5,94,510	3,92,400	4,62,470	5,52,431
Bombay	2,731	2,376	1,927	2,315	1,279	4,15,640	3,73,500	2,98,906	3,10,582	1,85,395
Sind	231	630	1,346	1,636	2,474	33,610	71,930	1,62,373	1,73,911	2,34,682
Madras	1,026	1,181	1,004	4,215	2,199	76,390	1,26,500	1,39,325	2,81,927	1,83,826
Burma	227,679	182,405	177,324	198,014	222,100	1,08,86,100	1,02,47,480	1,04,66,899	1,13,76,779	1,10,89,860
TOTAL	233,889	180,584	184,823	210,520	234,005	1,17,87,560	1,14,17,920	1,14,69,913	1,26,25,560	1,28,45,074
Fruits and Vegetables—										
Fresh Fruits and Vego- tables—	No.	No.	No.	No.	No.					
Fresh fruits—										
Wooonuts (I. B)—										
United Kingdom	50,800	106	1,000	4,100	20	90
Aden and Dependancies	4,200	9,275	750	1,800	..	450	1,030	105	116	..
Mesopotamia*	—	—	363,700	290,250	100,440	—	—	37,396	26,033	18,827
Bahrain Islands	24,875	20,050	11,500	15,900	16,950	2,680	1,410	700	1,100	1,047
Egypt (a)	24,025	20,500	8,750	857	—	2,240	1,710	1,050	65	—
Other British Possessions	1,060	150	2,500	4,022	2,124	70	10	225	435	201
TOTAL BRITISH EMPIRE	104,960	50,081	368,200	312,829	2,18,514	9,490	4,180	39,566	26,749	20,075
Germany	100	800	17,011	10	75	2,103
Turkey, Asiatic		
Levant and Black Sea	50,000	14,500	—	—	—	5,000	1,500	—	—	—
Red Sea	37,250	3,700	—	—	—	3,700	460	—	—	—
Persian Gulf	668,285	106,460	—	—	—	61,390	18,630	—	—	—
Syria	—	—	..	45,400	3,000	—	—	..	2,810	300
Maskat Territory and Trucial Oman	2,300	4,455	21,900	27,475	9,775	230	490	1,370	1,633	618
Other Native States in Arabia	87,500	16,825	32,550	26,000	5,900	5,800	1,090	1,965	1,333	325
Persia	14,850	6,375	7,625	47,187	34,446	1,260	600	655	4,184	2,920
Egypt (a)	—	—	—	—	3,750	—	—	—	—	600
Other Foreign Countries	..	412	2,500	6,500	6,673	..	50	220	720	658
TOTAL FOREIGN COUNTRIES	880,185	211,727	64,575	153,342	80,555	77,380	22,820	4,220	10,655	7,594
Share of:										
Bengal	1,000	45,300	23,000	60	2,585	2,650
Bombay	863,710	224,160	368,460	339,321	229,937	80,200	24,370	39,992	30,311	22,268
Sind	3,160	4,130	3,425	20,850	4,521	1,070	630	945	1,033	463
Madras	92,285	33,518	55,300	76,700	41,611	5,540	2,100	2,339	3,470	2,290
Burma	100	10
TOTAL	965,145	261,808	452,775	486,171	299,069	86,870	27,000	43,786	37,404	27,669
Others (I. B)—										
United Kingdom	—	—	—	—	—	1,130	12,390	8,452	5,444	10,201
Palestine	—	—	—	—	—	—	—	10,892
Aden and Dependancies	—	—	—	—	—	26,350	27,640	16,984	23,783	11,593

* Included in Turkey, Asiatic prior to 1921-22.

(a) Shown as a Foreign Country from 1923-24.

GENERAL EXPORTS

(592)

INDIAN MERCHANDISE

No. 14—continued

ARTICLES, AND COUNTRIES OF FINAL DESTINATION; ALSO SHARE OF EACH PROVINCE	QUANTITY					VALUE				
	1919-20	1920-21	1921-22	1922-23	1923-24	1919-20	1920-21	1921-22	1922-23	1923-24
Fruits and Vegetables— continued						R	R	R	R	R
Fresh Fruits and Vegetables —continued										
Fresh fruits—continued										
Others (I. B.)—continued										
Mesopotamia *	—	—	—	—	—	—	—	11,157	22,210	36,978
Bahrain Islands	—	—	—	—	—	4,050	5,150	2,105	1,369	6,700
Ceylon	—	—	—	—	—	11,050	22,980	10,115	34,055	12,775
Straits Settlements (includ- ing Labuan)	—	—	—	—	—	3,150	23,890	63,115	37,626	20,551
Anglo-Egyptian Sudan	—	—	—	—	—	—	—	—	—	1,080
Other British Possessions	—	—	—	—	—	520	370	433	320	1,248
TOTAL BRITISH EMPIRE	—	—	—	—	—	40,250	92,420	1,11,391	1,24,817	1,14,067
France	—	—	—	—	—	—	190	—	802	2,092
Turkey, Asiatic	—	—	—	—	—	—	—	—	—	—
Red Sea	—	—	—	—	—	1,740	2,820	—	—	—
Persian Gulf	—	—	—	—	—	1,980	22,660	—	—	—
Maskat Territory and Trucial Oman	—	—	—	—	—	2,450	2,070	3,833	9,108	3,957
Other Native States in Arabia	—	—	—	—	—	80	1,750	1,160	2,010	2,232
Persia	—	—	—	—	—	1,780	3,250	8,783	5,902	1,880
Henjam Island	—	—	—	—	—	570	5,580	8,970	11,020	16,255
Italian East Africa (Somali- land and Eritrea)	—	—	—	—	—	—	—	—	1,295	255
Other Foreign Countries	—	—	—	—	—	290	190	791	220	686
TOTAL FOREIGN COUNTRIES	—	—	—	—	—	8,890	38,570	23,537	30,417	27,867
Share of Bengal	—	—	—	—	—	20	—	24	2,307	556
„ Bombay	—	—	—	—	—	41,000	34,590	62,171	74,425	98,632
„ Sind	—	—	—	—	—	670	730	2,491	9,184	10,702
„ Madras	—	—	—	—	—	12,850	44,250	68,042	68,808	32,477
„ Burma	—	—	—	—	—	590	1,420	2,230	510	465
TOTAL	—	—	—	—	—	65,140	1,30,000	1,34,808	1,55,234	1,42,834
Fresh vegetables of all kinds—										
Onions (I. B.)—										
Cyprus	—	27,701	—	—	—	—	1,28,080	—	—	—
Aden and Dependencies	3,660	4,779	7,211	8,082	203	40,480	43,850	64,375	82,538	1,615
Mesopotamia *	—	—	8,113	7,358	9,284	—	—	54,681	46,278	65,516
Bahrain Islands	1,560	138	2,049	720	1,728	13,090	800	16,214	5,430	13,755
Ceylon	258,459	286,679	330,114	3,40,858	383,828	14,84,720	13,90,940	16,44,096	13,55,626	19,70,525
Straits Settlements (includ- ing Labuan)	153,337	224,781	286,591	307,169	247,105	10,39,450	12,51,230	15,56,278	14,26,112	12,66,373
Federated Malay States	5	56	2,662	5,535	6,225	40	290	13,493	26,278	32,505
Hongkong	5,379	108	2,669	750	1,312	47,140	1,040	12,182	2,627	7,250
Zanzibar and Pemba	172	12	5,857	6,483	2,184	2,130	70	45,534	41,523	14,133
Kenya Colony	569	14	4,382	5,395	3,214	4,310	90	30,391	33,266	21,057
Tanganyika Territory	—	—	572	848	593	—	—	3,814	6,178	3,105
Mauritius and Dependencies	—	929	741	5,747	1,110	—	5,150	2,957	28,847	5,359
Seychelles	—	—	388	548	600	—	—	2,720	2,061	3,034
Other British Possessions	20	—	46	256	80	90	—	300	1,279	494
TOTAL BRITISH EMPIRE	423,181	645,252	651,401	690,044	662,632	26,31,450	28,21,250	34,47,035	30,58,938	34,14,711
Turkey, Asiatic	—	—	—	—	—	—	—	—	—	—
Persian Gulf	2,335	1,920	—	—	—	19,330	15,730	—	—	—
Maskat Territory and Trucial Oman	219	379	606	478	561	1,630	2,430	3,000	2,448	3,203
Other Native States in Arabia	1,062	622	1,669	496	1,586	3,570	3,070	9,263	4,128	9,027
Persia	1,128	505	371	354	412	9,380	3,610	2,402	2,173	2,549
Java	785	—	—	—	—	4,710	—	—	—	—
Sumatra	—	—	1,067	66	—	—	—	8,400	1,240	—
Siam	362	164	95	26	72	3,470	1,160	783	223	659
Portuguese East Africa	—	—	1,279	2,888	2,314	—	—	11,318	15,888	12,100
Madagascar	220	—	265	75	45	1,840	—	1,700	300	310
Italian East Africa (Somali- land and Eritrea)	—	—	250	50	90	—	—	4,000	200	390
Other Foreign Countries	91	221	64	18	20	920	1,060	605	128	216
TOTAL FOREIGN COUNTRIES	6,292	3,811	5,666	4,446	5,100	49,350	27,110	42,076	26,778	28,514

* Included in Turkey, Asiatic prior to 1921-22.

No. 14—continued

ARTICLES, AND COUNTRIES OF FINAL DESTINATION; ALSO SHARE OF EACH PROVINCE	QUANTITY					VALUE				
	1919-20	1920-21	1921-22	1922-23	1923-24	1919-20	1920-21	1921-22	1922-23	1923-24
Fruits and Vegetables— <i>continued</i> Fresh Fruits and Vegetables <i>—continued</i> Fresh vegetables of all kinds <i>—continued</i>						R	R	R	R	R
Onions (I. B.)— <i>contd.</i>	Cwts.	Cwts.	Cwts.	Cwts.	Cwts.					
Share of Bengal	6,002	1,058	150	7	7,558	32,140	6,310	881	60	50,310
.. Bombay	28,063	16,166	56,690	99,978	71,987	2,34,960	1,17,360	3,92,787	5,16,220	4,07,328
.. Sind	6,456	4,530	6,937	6,863	4,354	44,920	29,200	34,730	34,799	22,361
.. Madras	276,082	522,787	687,570	597,078	545,485	22,50,820	26,42,400	29,92,217	25,32,674	29,50,433
.. Burma	13,775	6,559	6,720	164	38,348	1,17,960	63,090	68,656	1,913	12,793
TOTAL	420,383	549,063	657,067	704,090	667,732	26,80,800	28,46,860	34,80,111	30,85,666	34,43,225
Other kinds (I. B.)—										
United Kingdom	—	—	—	—	—	..	1,080	1,800	41	390
Aden and Dependencies	—	—	—	—	—	8,140	13,330	747	1,076	100
Mesopotamia*	—	—	—	—	—	—	—	1,68,708	1,56,777	1,71,025
Bahrain Islands	—	—	—	—	—	2,540	6,290	10,551	6,168	15,492
Maldives	—	—	—	—	—	115	91,068	406
Ceylon	—	—	—	—	—	8,98,110	5,25,170	4,90,936	4,31,828	6,37,729
Straits Settlements (including Labuan)	—	—	—	—	—	6,290	22,300	23,210	23,381	34,779
Mauritius and Dependencies	—	—	—	—	—	..	18,150	..	8,890	7,156
Other British Possessions	—	—	—	—	—	260	660	974	1,162	901
TOTAL BRITISH EMPIRE	—	—	—	—	—	9,15,340	5,86,980	7,05,841	7,20,325	8,68,268
Turkey, Asiatic	—	—	—	—	—
Red Sea	—	—	—	—	—	..	800	—	—	—
Persian Gulf	—	—	—	—	—	45,710	1,40,970	—	—	—
Mascat Territory and Trucial Oman	—	—	—	—	—	4,380	2,670	4,882	3,986	5,866
Other Native States in Arabia	—	—	—	—	—	1,140	1,750	2,262	3,511	1,421
Persia	—	—	—	—	—	28,650	17,220	13,888	18,966	22,641
Honjam Island	—	—	—	—	—	840	690	2,018	1,425	3,002
Other Foreign Countries	—	—	—	—	—	440	50	547	202	137
TOTAL FOREIGN COUNTRIES	—	—	—	—	—	81,140	1,64,350	23,484	28,090	33,067
Share of Bengal	—	—	—	—	—	57,040	68,650	37,303	31,151	33,367
.. Bombay	—	—	—	—	—	6,680	23,370	58,502	57,898	1,22,091
.. Sind	—	—	—	—	—	85,090	1,83,880	1,47,287	1,43,461	1,45,192
.. Madras	—	—	—	—	—	8,46,180	4,70,060	4,82,693	5,07,473	6,00,020
.. Burma	—	—	—	—	—	1,490	3,400	3,640	8,332	665
TOTAL	—	—	—	—	—	9,06,480	7,61,330	7,29,325	7,48,415	9,01,335
Total Value of Fresh Fruits and Vegetables—										
United Kingdom	—	—	—	—	—	5,280	13,490	10,147	5,485	13,701
Cyprus	—	—	—	—	—	..	1,28,080
Palestine	—	—	—	—	—	10,862
Aden and Dependencies	—	—	—	—	—	75,420	85,860	82,211	1,07,457	13,278
Mesopotamia*	—	—	—	—	—	—	—	2,71,942	2,50,298	2,92,346
Bahrain Islands	—	—	—	—	—	22,310	13,650	29,570	14,097	37,003
Maldives	—	—	—	—	—	80	..	410	91,287	1,002
Ceylon	—	—	—	—	—	23,93,890	19,36,800	21,68,147	18,21,584	26,30,939
Straits Settlements (including Labuan)	—	—	—	—	—	10,48,890	12,97,420	16,32,608	14,87,069	13,21,708
Federated Malay States	—	—	—	—	—	210	450	13,554	26,617	33,159
Hongkong	—	—	—	—	—	47,200	1,240	12,322	2,707	7,482
Egypt (a)	—	—	—	—	—	2,250	1,750	1,106	125	—
Natal	—	—	—	—	—	..	210	148	1,078	..
Zanzibar and Pemba	—	—	—	—	—	2,130	260	45,610	41,658	14,520
Kenya Colony	—	—	—	—	—	4,410	190	80,486	33,460	21,098
Tanganyika Territory	—	—	—	—	—	—	—	3,814	6,178	3,105
Anglo Egyptian Sudan	—	—	—	—	—	—	—	235	400	1,280
Mauritius and Dependencies	—	—	—	—	—	..	28,300	2,957	37,787	12,515
Seychelles	—	—	—	—	—	10	..	2,995	3,282	4,294
Other British Possessions	—	—	—	—	—	500	180	556	360	804
TOTAL BRITISH EMPIRE	—	—	—	—	—	36,01,530	35,04,880	43,08,809	39,30,829	44,16,021

* Included in Turkey, Asiatic, prior to 1921-22.
(a) Shown as a foreign country from 1923-24.

GENERAL EXPORTS

(594)

INDIAN MERCHANDISE

No. 14--continued

ARTICLES, AND COUNTRIES OF FINAL DESTINATION; ALSO SHARE OF EACH PROVINCE	QUANTITY					VALUE				
	1919-20	1920-21	1921-22	1922-23	1923-24	1919-20	1920-21	1921-22	1922-23	1923-24
Fruits and Vegetables— continued						R	R	R	R	R
<i>Fresh Fruits and Vegetables concluded</i>										
<i>Total Value of Fresh Fruits and Vegetables—continued</i>										
Germany	—	—	—	—	—	10	235	2,103
France	—	—	—	—	—	..	194	722	802	2,712
Turkey, Asiatic	—	—	—	—	—
Levant and Black Sea	—	—	—	—	—	5,000	1,500	—	—	—
Red Sea	—	—	—	—	—	5,440	4,740	—	—	—
Persian Gulf	—	—	—	—	—	1,27,010	1,07,990	—	—	—
Syria	—	—	—	—	—	—	—	..	2,810	360
Maskat Territory and Trucial Oman	—	—	—	—	—	8,670	7,710	13,635	17,135	18,554
Other Native States in Arabia	—	—	—	—	—	15,590	7,660	14,845	10,982	13,005
Persia	—	—	—	—	—	41,070	24,080	25,678	31,225	30,000
Honjam Island	—	—	—	—	—	2,330	6,770	11,190	12,573	19,473
Sumatra	—	—	—	—	—	8,400	1,240	..
Java	—	—	—	—	—	5,110	..	13
Siam	—	—	—	—	—	3,500	1,190	823	231	650
Portuguese East Africa	—	—	—	—	—	70	20	11,912	10,032	12,213
Madagascar	—	—	—	—	—	1,840	..	1,700	300	310
Italian East Africa (Somaland and Eritrea)	—	—	—	—	—	4,000	1,545	665
Other Foreign Countries	—	—	—	—	—	230	396	689	780	1,988
TOTAL FOREIGN COUNTRIES	—	—	—	—	—	2,16,760	2,52,850	93,317	95,890	97,042
<i>Share of Bengal</i>	—	—	—	—	—	39,260	74,960	33,206	36,103	86,386
" Bombay	—	—	—	—	—	3,62,840	2,51,690	5,52,332	6,78,354	6,50,317
" Sind	—	—	—	—	—	1,31,750	2,14,310	1,85,463	1,88,482	1,75,716
" Madras	—	—	—	—	—	31,15,400	31,53,310	35,45,691	31,12,525	35,85,220
" Burma	—	—	—	—	—	1,20,040	57,900	74,436	10,755	13,923
TOTAL	—	—	—	—	—	38,19,200	37,57,680	43,97,120	40,26,719	45,15,063
<i>Fruits and vegetables : dried, salted or preserved--</i>										
All sorts (I. B) —	Tons	Tons	Tons	Tons	Tons					
United Kingdom	1,334	661	151	118	296	6,52,140	3,05,410	32,708	55,316	1,35,720
Palestine	—	—	..	6	3	—	—	..	1,725	1,200
Adon and Dependencies	125	100	126	171	157	35,030	56,020	39,980	55,828	40,507
Mesopotamia*	—	—	1,391	1,631	1,251	—	—	3,07,484	2,91,286	2,70,045
Bahrain Islands	122	153	90	163	233	13,730	29,220	17,611	55,100	45,283
Ceylon	2,477	1,900	2,482	1,238	2,318	3,04,170	2,76,820	2,94,599	2,03,681	3,46,749
Straits Settlements (including Labuan)	2,080	2,389	2,921	2,663	3,195	3,75,550	4,50,460	5,18,453	6,10,525	6,10,617
Federated Malay States	58	25	95	111	179	10,660	5,020	16,622	23,765	33,875
Hongkong	189	153	99	82	200	1,72,900	1,39,190	1,33,208	98,978	1,40,858
Egypt (a)	636	530	304	1,965	—	1,22,580	88,170	76,306	2,38,831	—
Cape of Good Hope	5	2	3	5	6	720	4,790	460	2,110	1,062
Natal	235	211	319	197	260	32,520	32,490	43,531	39,717	40,753
Zanzibar and Pemba	23	15	10	19	11	8,210	6,790	8,162	8,928	3,594
Kenya Colony	13	21	41	11	11	4,050	7,510	14,800	5,185	3,801
Anglo-Egyptian Sudan	—	—	25	5	13	—	—	7,051	1,861	5,294
Mauritius and Dependencies	116	42	63	80	73	20,210	12,940	10,730	19,480	17,239
Victoria	1	2	1	1	4	130	390	210	170	938
Tasmania	8	5	6,190	4,500
New South Wales	11	65	12	6	18	1,760	1,380	1,715	1,182	3,500
Queensland	1	105	..
<i>Australian Commonwealth (Total)</i>	12	67	13	16	27	1,890	1,770	1,931	7,647	9,023
New Zealand (including Nauru and British Samoa)	1	1	40	750	1,000
Fiji Islands	10	30	53	18	46	1,400	6,430	9,230	4,132	9,534
Other British Possessions	5	11	5	2	5	1,240	1,290	2,234	1,323	2,020
TOTAL BRITISH EMPIRE	7,490	6,300	8,107	8,192	8,293	17,57,250	14,24,540	15,90,210	17,06,174	17,36,785
Sweden	5	2,350
Norway	6	3	..	2,480	1,500	..
Denmark	6	10	700	1,644
Germany	23	7	6	260	..	3,900	1,511	1,075	60,594

* Included in Turkey, Asiatic prior to 1921-22.
(a) Shown as a foreign country from 1923-24.

No. 14—continued

ARTICLES, AND COUNTRIES OF FINAL DESTINATION; ALSO SHARE OF EACH PROVINCE	QUANTITY					VALUE				
	1919-20	1920-21	1921-22	1922-23	1923-24	1919-20	1920-21	1921-22	1922-23	1923-24
	Tons	Tons	Tons	Tons	Tons	R	R	R	R	R
Fruits and Vegetables— continued										
<i>Fruits and vegetables: dried, salted or preserved—contd.</i>										
All sorts (I. B)—continued										
Netherlands	5	13	20	650	10,180	3,820
Belgium	16	12	26	27	52	12,570	10,080	14,881	16,500	34,900
France	236	167	109	285	328	1,24,100	1,01,100	79,820	1,61,222	1,63,508
Switzerland	5	..	12	4,500	..	2,211
Italy	598	838	140	296	1,077	93,350	1,26,760	26,878	59,147	2,45,808
Turkey, Asiatic										
Levant and Black Sea	1	—	—	—	60	400	—	—	—
Red Sea	58	60	—	—	—	24,680	28,040	—	—	—
Persian Gulf	1,308	1,688	—	—	—	2,47,470	4,04,840	—	—	—
Syria	—	—	17	29	32	—	—	4,872	12,545	8,950
Smyrna	—	—	..	2	..	—	—	..	1,680	..
Alaskan Territory and Trust Oman	59	34	143	169	158	11,570	7,980	28,604	33,740	35,201
Other Native States in Arabia	540	353	465	380	610	81,570	70,000	97,344	99,902	1,20,215
Persia	250	404	239	368	368	30,260	75,940	41,830	73,404	90,721
Sumatra	7	8	8	1,732	2,145	2,300
Java	7	3	3	5	9	5,020	1,570	2,073	2,300	5,255
China (exclusive of Hong- kong and Macao)	1	7	470	40	4,578
Japan	2	..	4	5	10	1,560	25	2,491	3,712
Egypt (a)	—	—	—	—	488	—	—	—	—	78,879
Portuguese East Africa (a)	2	2	3	7	3	550	700	1,357	3,610	1,207
German East Africa	2	6	—	—	—	600	2,040	—	—	—
Italian East Africa (Somal- land and Eritrea)	11	4	9	6	15	3,600	2,460	3,605	2,352	6,505
United States of America— Via Atlantic Coast	52	11	31	154	57	43,670	1,800	26,229	1,07,620	56,597
" Pacific "	1	1,200	80
Other Foreign Countries	1	4	490	1,040	426	530	906
TOTAL FOREIGN COUNTRIES	3,253	3,026	1,211	1,748	3,505	6,97,140	8,51,440	3,35,010	5,78,928	9,26,049
<i>Share of Bengal</i>	<i>2,410</i>	<i>1,414</i>	<i>1,985</i>	<i>1,557</i>	<i>3,261</i>	<i>5,31,740</i>	<i>3,95,770</i>	<i>4,41,478</i>	<i>4,23,033</i>	<i>6,95,769</i>
" Bombay	2,703	1,948	1,528	2,448	1,495	10,26,190	6,75,620	4,66,752	5,31,905	4,32,165
" Sind	209	63	128	26	59	42,710	11,260	20,918	6,531	10,699
" Madras	5,223	6,403	5,729	5,644	5,490	8,27,860	11,69,930	9,20,084	12,59,293	11,30,050
" Burma	153	107	38	261	493	26,890	23,470	6,968	66,238	91,731
TOTAL	10,743	9,926	9,408	9,940	11,708	24,51,300	22,76,080	10,26,140	22,85,100	26,63,134
<i>Total Value of Fruits and Vegetables—</i>										
United Kingdom	—	—	—	—	—	6,57,370	3,18,000	92,946	60,801	1,40,511
Cyprus	—	—	—	—	—	..	1,28,080
Palestine	—	—	—	—	—	—	—	..	1,725	12,062
Aden and Dependencies	—	—	—	—	—	1,10,450	1,41,880	1,22,741	1,63,285	62,875
Mesopotamia*	—	—	—	—	—	—	—	5,79,426	5,41,584	5,71,301
Bahrain Islands	—	—	—	—	—	36,040	42,870	47,181	49,203	82,280
Maldives	—	—	—	—	—	160	..	1,034	91,372	1,958
Ceylon	—	—	—	—	—	26,98,060	22,15,620	24,57,716	20,25,215	20,76,778
Straits Settlements (including Labuan)	—	—	—	—	—	14,24,440	17,47,880	21,51,956	20,97,594	19,32,320
Federated Malay States	—	—	—	—	—	10,870	5,470	30,176	50,382	67,034
Hongkong	—	—	—	—	—	2,20,160	1,40,730	1,45,580	1,01,685	1,48,340
Egypt (a)	—	—	—	—	—	1,24,830	89,920	77,502	2,38,956	—
Cape of Good Hope	—	—	—	—	—	780	4,700	460	2,410	1,062
Natal	—	—	—	—	—	32,520	32,620	48,079	40,795	40,753
Zanzibar and Pemba	—	—	—	—	—	10,340	7,050	53,772	50,586	18,114
Kenya Colony	—	—	—	—	—	8,460	7,700	45,286	38,647	24,899
Tanganyika Territory	—	—	—	—	—	—	—	4,494	6,773	3,420
Anglo-Egyptian Sudan	—	—	—	—	—	—	—	7,276	2,261	6,434
Mauritius and Dependencies	—	—	—	—	—	20,210	36,240	13,687	57,217	20,754
Seychelles	—	—	—	—	—	680	360	3,565	3,887	5,058
Western Australia	—	—	—	—	—	..	20	16	10	24

* Included in Turkey, Asiatic prior to 1921-22.
† Shown as " Tanganyika Territory " under the British Empire from 1921-22.
(a) Shown as a foreign country from 1923-24.

GENERAL EXPORTS

(596)

INDIAN MERCHANDISE

No. 14—continued

ARTICLES, AND COUNTRIES OF FINAL DESTINATION; ALSO, SHARE OF EACH PROVINCE	QUANTITY					VALUE				
	1919-20	1920-21	1921-22	1922-23	1923-24	1919-20	1920-21	1921-22	1922-23	1923-24
Fruits and Vegetables— concluded						R	R	R	R	R
<i>Total value of Fruits and Vegetables—continued</i>										
South Australia (including Northern Territory)	—	—	—	—	—	..	40	32	20	48
Victoria	—	—	—	—	—	130	410	232	180	962
Tasmania	—	—	—	—	—	6,190	4,500
New South Wales	—	—	—	—	—	1,760	1,420	1,731	1,192	3,614
Queensland	—	—	—	—	—	105	..
<i>Australian Commonwealth (Total)</i>	—	—	—	—	—	1,890	1,890	2,011	7,697	9,148
New Zealand (including Nauru and British Samoa)	—	—	—	1	1	40	750	1,000
Fiji Islands	—	—	—	—	—	1,490	6,430	9,230	4,132	9,534
Other British Possessions	—	—	—	—	—	990	940	868	48	1,375
TOTAL BRITISH EMPIRE	—	—	—	—	—	53,59,780	49,29,370	58,94,038	56,37,008	61,54,802
Sweden	—	—	—	—	—	2,350
Norway	—	—	—	—	—	2,480	1,500	..
Denmark	—	—	—	—	—	700	1,844
Germany	—	—	—	—	—	..	3,900	1,521	1,310	62,697
Netherlands	—	—	—	—	—	..	10,480	3,820
Belgium	—	—	—	—	—	12,570	10,680	14,381	10,500	34,500
France	—	—	—	—	—	1,24,100	1,01,380	80,542	1,02,024	1,56,220
Switzerland	—	—	—	—	—	4,500	..	2,214	..	90
Italy	—	—	—	—	—	93,350	1,25,760	20,098	56,387	2,46,201
Turkey, Asiatic Levant and Black Sea	—	—	—	—	—	5,080	1,900
Red Sea	—	—	—	—	—	30,120	32,780	—	—	—
Persian Gulf	—	—	—	—	—	3,75,380	6,02,630	—	—	—
Serbia	—	—	—	—	—	—	—	4,872	15,355	9,319
Smyrna	—	—	—	—	—	—	—	..	1,680	..
Mascat Territory and Trucial Oman	—	—	—	—	—	20,240	15,670	42,239	50,875	49,755
Other Native States in Arabia	—	—	—	—	—	97,420	77,660	1,11,989	1,10,884	1,39,220
Persia	—	—	—	—	—	77,330	1,00,620	67,517	1,04,629	1,26,721
H-njam Island	—	—	—	—	—	2,330	6,770	11,190	12,573	19,473
Sumatra	—	—	—	—	—	10,032	3,385	2,390
Java	—	—	—	—	—	10,130	1,520	2,666	2,360	5,255
Stam	—	—	—	—	—	3,920	1,600	1,239	761	1,451
China (exclusive of Hong- kong and Macao)	—	—	—	—	—	580	150	15	137	4,002
Japan	—	—	—	—	—	80	1,630	55	2,991	4,141
Egypt(a)	—	—	—	—	—	—	—	—	—	79,553
Portuguese East Africa	—	—	—	—	—	620	720	13,169	19,648	13,510
Kadagascar	—	—	—	—	—	1,840	180	1,700	300	359
German East Africa†	—	—	—	—	—	690	2,040	—	—	—
Italian East Africa (Somal- land and Britrea)	—	—	—	—	—	3,600	2,460	7,605	3,897	7,260
United States of America— Yid Atlantic Coast	—	—	—	—	—	43,670	1,890	26,229	1,07,620	56,059
“ Pacific “	—	—	—	—	—	..	1,200	80
Other Foreign Countries	—	—	—	—	—	840	670	434	..	65
TOTAL FOREIGN COUNTRIES	—	—	—	—	—	9,18,900	11,04,290	4,29,227	6,74,816	10,23,691
<i>Share of Bengal</i>	—	—	—	—	—	6,21,000	4,70,570	4,79,626	4,58,136	7,82,654
“ Bombay	—	—	—	—	—	13,89,030	9,27,310	10,20,084	12,09,869	10,82,482
“ Sind	—	—	—	—	—	1,74,460	2,25,560	2,06,371	1,94,013	1,59,417
“ Madras	—	—	—	—	—	39,43,260	43,28,740	45,35,775	43,71,818	50,15,270
“ Burma	—	—	—	—	—	1,45,930	81,380	81,404	76,993	1,08,674
TOTAL	—	—	—	—	—	62,73,680	60,38,660	63,28,260	63,11,819	71,78,497
Furniture and Cabinetware (III. G)–										
United Kingdom	—	—	—	—	—	2,17,270	2,08,540	2,16,189	2,04,027	2,82,413
Gibraltar	—	—	—	—	—	17,640	140	6,585	11,311	8,455
Aden and Dependences	—	—	—	—	—	10,960	12,110	9,494	26,848	5,980
Mesopotamia*	—	—	—	—	—	—	—	1,28,199	59,383	46,555
Bahrain Islands	—	—	—	—	—	13,060	6,890	5,631	9,282	7,893

* Included in Turkey, Asiatic prior to 1921-22.
† Shown as “ Tanganyika Territory ” under the British Empire from 1921-22.
(a) Shown as a foreign country from 1923-24.

No. 14—continued

ARTICLES, AND COUNTRIES OF FINAL DESTINATION; ALSO SHARE OF EACH PROVINCE	QUANTITY					VALUE				
	1919-20	1920-21	1921-22	1922-23	1923-24	1919-20	1920-21	1921-22	1922-23	1923-24
Furniture and Cabinetware (III. G)—continued						R	R	R	R	R
Maldives	—	—	—	—	—	1,430	120	661	108	355
Ceylon	—	—	—	—	—	11,520	17,000	11,250	18,891	7,117
Straits Settlements (including Labuan)	—	—	—	—	—	3,220	8,880	21,684	5,019	4,928
Federated Malay States	—	—	—	—	—	150	2,570	1,659	..	213
Hongkong	—	—	—	—	—	220	450	210	1,280	2,358
Egypt (a)	—	—	—	—	—	13,290	6,570	1,841	4,187	—
Cape of Good Hope	—	—	—	—	—	..	10	365	85	1,150
Natal	—	—	—	—	—	710	700	6,875	2,395	834
Zanzibar and Pemba	—	—	—	—	—	60,610	21,550	14,117	7,919	21,750
Kenya Colony	—	—	—	—	—	38,540	21,050	15,006	9,525	13,066
Tanganyika Territory	—	—	—	—	—	—	—	475	1,318	2,215
Mauritius and Dependencies	—	—	—	—	—	640	1,420	1,850	16,075	9,716
Western Australia	—	—	—	—	—	249	..
South Australia (including Northern Territory)	—	—	—	—	—	90	600
Victoria	—	—	—	—	—	220	50	225	1,983	440
Tasmania	—	—	—	—	—	..	930
New South Wales	—	—	—	—	—	530	1,000	2,460	285	105
Australian Commonwealth (Total)	—	—	—	—	—	760	1,980	2,685	2,598	1,945
New Zealand (including Nauru and Br. Samoa)	—	—	—	—	—	250	540	1,250	100	861
Tiji Islands	—	—	—	—	—	1,054	20
Other British Possessions	—	—	—	—	—	50	1,240	2,306	760	1,621
TOTAL BRITISH EMPIRE	—	—	—	—	—	8,80,370	8,11,530	4,47,961	8,82,106	4,18,155
Sweden	—	—	—	—	—	1,800
Germany	—	—	—	—	—	355	710	1,000
Netherlands	—	—	—	—	—	500	800	21,446	865	705
Belgium	—	—	—	—	—	1,850	80	2,165	800	89
France	—	—	—	—	—	3,120	3,400	2,605	3,880	2,740
Spain	—	—	—	—	—	..	1,950	..	165	..
Switzerland	—	—	—	—	—	..	950	2,545	..	1,325
Italy	—	—	—	—	—	1,260	..	2,440	2,385	2,180
Greece	—	—	—	—	—	..	4,010	100
Turkey, Asiatic	—	—	—	—	—	..	3,500
Levant and Black Sea	—	—	—	—	—	..	1,020
Red Sea	—	—	—	—	—	2,470
Persian Gulf	—	—	—	—	—	2,32,990	1,70,730
Mascat Territory and Trucial Oman	—	—	—	—	—	4,170	2,480	10,307	8,310	13,322
Other Native States in Arabia	—	—	—	—	—	57,020	8,000	16,913	24,366	31,209
Persia	—	—	—	—	—	70,440	1,01,200	1,43,326	1,78,444	52,062
Kenjam Island	—	—	—	—	—	80	80	1,400	..	500
Java	—	—	—	—	—	5,420	5,200	2,260	7,800	2,200
Siam	—	—	—	—	—	180	390	75	206	1,033
China (exclusive of Hong- kong and Macao)	—	—	—	—	—	280	80	1,000	795	150
Japan	—	—	—	—	—	..	550	330	1,300	608
Egypt (a)	—	—	—	—	—	4,112
Portuguese East Africa	—	—	—	—	—	5,140	12,740	8,920	11,934	7,067
German East Africa †	—	—	—	—	—	50	8,970
Italian East Africa (Somali- land and Eritria)	—	—	—	—	—	170	200	..	857	2,225
French Somaliland	—	—	—	—	—	1,100	1,759
United States of America— Vid Atlantic Coast	—	—	—	—	—	1,960	11,320	4,841	7,876	11,995
“ Pacific ”	—	—	—	—	—	..	6,050	185	40	350
Other Foreign Countries	—	—	—	—	—	720	900	565	285	1,700
TOTAL FOREIGN COUNTRIES	—	—	—	—	—	8,94,080	8,45,540	2,28,638	2,50,540	1,36,531
Share of Bengal	—	—	—	—	—	31,930	14,900	7,867	12,763	14,368
“ Bombay	—	—	—	—	—	6,17,410	5,18,270	6,26,298	6,09,000	3,69,159
“ Sind	—	—	—	—	—	67,480	42,360	30,028	38,368	97,029
“ Madras	—	—	—	—	—	64,579	70,620	76,599	68,973	62,623
“ Burma	—	—	—	—	—	3,010	10,920	24,821	13,699	19,476
TOTAL	—	—	—	—	—	7,74,430	6,67,070	6,71,599	6,32,713	5,54,866
Cellulose (III. V.)

† Shown as "Tanganyika Territory" under the British Empire from 1921-22.
(a) Shown as a Foreign Country from 1923-24.

GENERAL EXPORTS

(598)

INDIAN MERCHANDISE

No. 14—continued

ARTICLES, AND COUNTRIES OF FINAL DESTINATION; ALSO SHARE OF EACH PROVINCE	QUANTITY					VALUE				
	1919-20	1920-21	1921-22	1922-23	1923-24	1919-20	1920-21	1921-22	1922-23	1923-24
Glass and Glassware (III. H.)—						R	Rs	R	R	R
United Kingdom	—	—	—	—	—	230	3,510	1,625	79,985	4,045
Aden and Dependencies	—	—	—	—	—	9,090	11,590	5,380	7,420	16,001
Mesopotamia*	—	—	—	—	—	—	—	48,023	43,477	43,386
Bahrain Islands	—	—	—	—	—	10,450	860	1,625	1,175	9,205
Ceylon	—	—	—	—	—	9,460	11,340	10,921	14,528	18,120
Straits Settlements (including Labuan)	—	—	—	—	—	5,090	1,330	1,440	2,518	4,130
Federated Malay States	—	—	—	—	—	300	1,120	68	1,914	285
Hongkong	—	—	—	—	—	5,910	48,800	1,050
Egypt†	—	—	—	—	—	2,910	600	—
Natal	—	—	—	—	—	2,020	..	150
Zanzibar and Pemba	—	—	—	—	—	2,420	360	1,367	2,800	3,280
Kenya Colony	—	—	—	—	—	11,510	6,750	755	7,275	10,775
Tanganyika Territory	—	—	—	—	—	—	—	1,030	450	4,325
Anglo-Egyptian Sudan	—	—	—	—	—	—	—	1,100	300	900
Mauritius and Dependencies	—	—	—	—	—	3,000	3,730	8,400	3,468	9,200
Fiji Islands	—	—	—	—	—	..	300	1,700	4,000	5
Other British Possessions	—	—	—	—	—	510	200	580	50	120
TOTAL BRITISH EMPIRE	—	—	—	—	—	58,190	41,710	90,019	2,18,255	1,26,117
Turkey, Asiatic							
Red Sea	—	—	—	—	—	1,910	2,790	—	—	—
Persian Gulf	—	—	—	—	—	85,770	52,130	—	—	—
Maskat Territory and Trucial Oman	—	—	—	—	—	5,170	2,320	8,750	6,480	7,910
Other Native States in Arabia	—	—	—	—	—	8,910	3,290	7,285	6,990	9,505
Perak	—	—	—	—	—	42,530	15,230	6,575	16,180	31,931
China (exclusive of Hong- kong and Macao)	—	—	—	—	—	..	3,000	4,276	18,500	..
Portuguese East Africa	—	—	—	—	—	1,510	3,470	1,850	3,627	6,056
Madagascar	—	—	—	—	—	..	1,800	600
Italian East Africa (Soma- land and Eritrea)	—	—	—	—	—	600	800	100	1,400	2,400
Somaliland (French)	—	—	—	—	—	1,170	510
Other Foreign Countries	—	—	—	—	—	490	990	710	364	775
TOTAL FOREIGN COUNTRIES	—	—	—	—	—	1,48,060	80,270	25,156	53,541	58,577
Share of Bengal										
.. Bombay	—	—	—	—	—	2,450	7,350	4,611	86,242	4,536
.. Sind	—	—	—	—	—	1,74,840	59,220	85,070	1,01,854	1,18,325
.. Madras	—	—	—	—	—	13,270	5,150	150	176	1,301
.. Burma	—	—	—	—	—	15,150	16,920	18,114	17,455	28,854
.. TOTAL	—	—	—	—	—	..	230	6,900	66,070	1,675
TOTAL	—	—	—	—	—	2,06,250	1,27,980	1,15,175	2,71,796	1,84,694
Glue (III. V) (a)—										
United Kingdom	—	Cwts. 89	Cwts. ..	Cwts. ..	Cwts. ..	—	10,000
Ceylon	—	24	—	2,300	54
Other British Possessions	—	5	..	10	4	—	700	..	150	510
TOTAL BRITISH EMPIRE	—	118	..	10	4	—	12,960	..	150	564
Turkey, Asiatic										
Persian Gulf	—	20	—	1,020
Maskat Territory and Trucial Oman	—	33	—	3,350
Other Foreign Countries	—	4	3	—	250	250	..	8
TOTAL FOREIGN COUNTRIES	—	57	3	—	4,020	250	..	8
Share of Bengal										
.. Bombay	—	176	3	10	4	—	17,580	250	160	478
.. Madras	—	—	51
TOTAL	—	175	3	10	4	—	17,580	250	150	572
Grain, Pulse, and Flour—										
Barley (I. C.)—										
United Kingdom	9,839	97,121	10,93,478	1,03,75,330
Aden and Dependencies	54	28	109	14,220	6,440	23,990
Bahrain Islands	4	150	116	4	16	700	20,440	19,059	492	1,176
Ceylon	114	164	117	144	117	19,960	26,490	21,616	22,035	15,279

*Included in Turkey, Asiatic, prior to 1921-22.
 † Separately recorded from 1920-21.
 ‡ Shown as a Foreign Country from 1921-24.

No. 14—continued

ARTICLES, AND COUNTRIES OF FINAL DESTINATION; ALSO SHARE OF EACH PROVINCE	QUANTITY					VALUE				
	1919-20	1920-21	1921-22	1922-23	1923-24	1919-20	1920-21	1921-22	1922-23	1923-24
Grain, Pulse, and Flour —continued										
Barley (I. C.)—continued	Tons	Tons	Tons	Tons	Tons	₹	₹	₹	₹	₹
Hongkong	7	7	..	41	244	1,200	1,100	..	5,074	28,172
Egypt(a)	52	—	7,020	—
Zanzibar and Pemba	2	3	4	4	8	470	660	1,230	1,402	1,053
Mauritius and Dependencies	13	1	171	2,002	310
Other British Possessions	1	1	1	1	1	540	180	383	170	443
TOTAL BRITISH EMPIRE	182	353	347	10,008	97,502	37,090	55,500	67,049	11,32,453	1,04,22,000
Germany	49	38,386	5,880	34,70,875
Netherlands	1,010	4,920	1,11,080	5,00,012
Belgium	40	20,228	5,940	20,02,188
France	24	2,026	..	30	..	2,040	3,12,573
Italy	60	6,000
Greece	3,120	3,12,060
Turkey, Asiatic										
Red Sea	111	4,189	—	—	—	29,720	10,17,670	—	—	—
Persian Gulf	148	30,020
Maskat Territory and Trucial Oman	528	509	864	588	1,102	82,160	67,180	1,56,574	69,707	1,20,605
Other Native States in Arabia	31	488	3,172	1,447	161	3,520	1,34,900	17,24,065	3,08,280	10,308
Persia	806	423	505	16	93	1,17,360	55,880	84,560	2,037	10,025
Algeria	2,300	2,70,072	..
Egypt (a)	90	8,910
Other Foreign Countries	1	2	40	30	..	444	560
TOTAL FOREIGN COUNTRIES	1,474	5,707	9,581	5,523	71,202	2,32,820	13,14,710	10,69,189	7,80,470	72,07,008
Share of Bengal	181	107	109	138	7,604	21,200	17,360	16,099	21,442	6,82,331
" <i>Bombay</i>	196	4,368	5,201	1,475	1,162	60,100	11,44,630	14,01,310	3,00,284	1,07,699
" <i>Sind</i>	1,338	1,585	4,568	14,008	1,59,938	1,98,070	2,08,220	6,18,829	15,91,197	1,68,92,725
" <i>Burma</i>	1	459
TOTAL	1,656	6,060	9,878	15,021	1,68,704	2,80,910	13,70,210	20,36,238	10,12,023	1,76,80,765
Wool and Bajra (I. C.)—	Tons	Tons	Tons	Tons	Tons					
United Kingdom	2,677	825	4,772	940	..	8,82,870	82,500	4,67,020	84,442
Aden and Dependencies	5,176	2,218	483	3,886	1,552	11,40,730	5,01,760	90,003	5,08,459	2,42,768
Mesopotamia*	314	44,000
Ceylon	3,033	1,448	10	8	80	4,89,500	2,14,816	1,017	908
Straits Settlements (including Labuan)	1	92	83	14	11	160	13,140	15,092	1,518	1,200
Zanzibar and Pemba	67	72	38	20	40	17,240	21,190	10,415	5,024	9,034
Kenya Colony	44	55	101	25	49	11,020	16,090	20,747	6,073	12,034
Somaland Protectorate	203	101	8	44,760	33,390	10,523
Other British Possessions	1	..	4	..	60	830	780	1,242	..
TOTAL BRITISH EMPIRE	5,491	8,209	2,879	8,231	2,600	12,14,050	14,59,000	4,60,878	10,81,502	3,51,778
Germany	50	470	1,138	3,360	47,045	98,381
Netherlands	495	40,500
Belgium	429	1,506	42,821	1,30,510
France	50	4,828	..
Italy	64	7	22,050	965
Turkey, Asiatic										
Red Sea	241	3,823	72,210	6,33,800
Maskat Territory and Trucial Oman	590	300	958	1,051	570	98,660	54,080	1,61,819	1,05,756	80,947
Other Native States in Arabia	1,276	608	676	4,780	7,215	2,78,640	1,59,710	1,89,893	8,88,368	9,14,408
Persia	10	2	116	643	61	3,430	240	17,278	77,718	5,217
Portuguese East Africa	1	..	3	12	..	290	15	790	1,987
German East Africa †	3	14	820	3,630
Italian East Africa (Somali- land and Eritrea)	5	62	..	33	3	660	14,230	..	6,400	450
United States of America— Atlantic Coast	20	20	4,070	2,730
Other Foreign Countries	80	196	76	102
TOTAL FOREIGN COUNTRIES	2,224	4,330	1,800	7,459	11,007	4,80,530	8,68,790	3,22,661	11,63,800	12,84,225

* Included in Turkey, Asiatic prior to 1921-22.

† Shown as "Tanganyika Territory" under the British Empire from 1921-22.

(a) Shown as a foreign country from 1923-24.

GENERAL EXPORTS

(600)

INDIAN MERCHANDISE

No. 14—continued

ARTICLES, AND COUNTRIES OF FINAL DESTINATION; ALSO SHARE OF EACH PROVINCE	QUANTITY					VALUE				
	1910-20	1920-21	1921-22	1922-23	1923-24	1919-20	1920-21	1921-22	1922-23	1923-24
Grain, Pulse, and Flour —continued										
<i>Jacar and Bajra (I.C.)—continued</i>	Tons	Tons	Tons	Tons	Tons	R	R	R	R	R
Share of Bengal	7	2,746	71	1,048	2,30,767
.. Bombay	6,832	3,513	1,913	9,422	6,386	16,61,890	8,52,530	3,82,262	16,39,208	9,64,622
.. Sind	704	3,744	497	5,354	4,460	1,07,410	5,56,140	75,010	5,29,582	4,39,024
.. Madras	30	30	..	2	..	4,120	2,750	14	250	..
.. Burma	159	5,852	2,269	1,005	15	21,160	8,86,970	3,16,082	95,244	1,600
TOTAL	7,715	13,129	4,679	15,600	13,607	16,94,580	23,28,390	7,73,439	22,05,302	16,30,003
Wheat (I. C.)—										
United Kingdom	Tons 1,400	Tons 1,700	Tons 13,270	Tons 37,437	..	1,12,300	1,48,870	12,98,948	36,70,826
Aden and Dependencies	58	4	3	44	120	10,870	490	600	5,252	10,003
Ceylon	596	885	18	70,180	1,24,990	2,972	30	..
Straits Settlements (including Labuan)	100	609	..	12	2	11,240	68,490	84	2,530	382
Other British Possessions	1	1	1	4	..	130	310	202	554
TOTAL BRITISH EMPIRE	754	2,899	1,722	13,327	37,572	92,290	3,03,400	1,52,836	18,07,022	30,87,835
Germany	569	2,620	55,289	2,57,259
Netherlands	250	247	23,117	24,750
Belgium	1,214	5,500	1,41,001	5,50,008
France	2,305	1,647	2,36,470	1,70,028
Italy	4,677	19,281	4,93,045	20,02,740
Mascat Territory and Trucial Oman	63	50	22	34	30	8,180	7,490	4,175	4,449	3,019
Other Native States in Arabia	10	13	..	47	48	1,540	2,660	20	11,240	6,520
Sumatra	800	..	49	89,600	..	3,000	..
Other Foreign Countries	2	16	6	410	70	50	1,616	617
TOTAL FOREIGN COUNTRIES	75	863	22	9,161	29,388	10,130	99,820	4,245	9,70,217	30,24,835
<i>Share of Bengal</i>	75	2	9,117	11,510	..	244	560	8,26,797
.. Bombay	68	46	6	679	4,060	12,410	7,720	1,050	70,096	3,85,655
.. Sind	66	22	30	15,867	49,839	8,590	3,110	3,945	16,94,071	51,63,338
.. Madras	8	40	1,600
.. Burma	620	3,686	1,718	5,940	3,944	69,870	3,93,790	1,51,842	5,12,512	3,35,480
TOTAL	829	3,762	1,744	22,488	66,940	1,02,420	4,08,220	1,57,081	22,77,239	67,12,670
Wool (I. C.)—										
Mesopotamia*	—	—	..	9	9	—	—	..	1,720	1,510
Ceylon	751	576	458	471	532	1,72,640	1,17,550	90,750	89,810	90,865
Straits Settlements (including Labuan)	11	56	11	24	37	2,800	14,490	2,096	3,600	5,821
Hongkong	1	85	230	13,762
Zanzibar and Pemba	5	5	2,060	1,250	230	..	137
Kenya Colony	7	1,200	60	..	10
Mauritius and Dependencies	35	572	19	381	179	7,990	36,730	2,605	70,064	29,070
Victoria	37	6,000	..
Australian Commonwealth (Total)	37	6,000	..
Other British Possessions	2	30	80	472
TOTAL BRITISH EMPIRE	803	1,206	490	922	842	1,85,550	2,21,300	96,213	1,71,293	1,41,155
Persia	5	2	6	1,460	500	1,560	60	..
Sumatra	7	..	7	1	..	700	..	1,400	120	..
Java	5	10	1	1,360	2,700	41
Siam	8	5	6	5	..	1,020	1,500	910	768
Réunion	4	1,050
Other Foreign Countries	4	40	676
TOTAL FOREIGN COUNTRIES	21	20	25	7	6	4,570	4,280	5,136	1,090	800

* Included in Turkey, Asiatic prior to 1921-22.

No. 14—continued

ARTICLES, AND COUNTRIES OF FINAL DESTINATION; ALSO SHARE OF EACH PROVINCE	QUANTITY					VALUE				
	1919-20	1920-21	1921-22	1922-23	1923-24	1919-20	1920-21	1921-22	1922-23	1923-24
	Tons	Tons	Tons	Tons	Tons	R	R	R	R	R
Grain, Pulse, and Flour —continued										
Oats (I, C)—continued										
Share of Bengal	705	1,194	499	602	742	1,60,050	2,19,040	97,644	1,08,293	1,21,772
.. Bombay	119	30	16	325	106	30,070	6,020	3,686	63,728	20,192
.. Sind	2	500
.. Madras	19
.. Burma	2	272	..
TOTAL	824	1,220	516	929	848	1,90,120	2,25,560	1,01,340	1,72,293	1,41,964
Pulse—										
Beans (I, C)—										
United Kingdom	50,916	6,765	24,052	20,107	31,081	94,19,450	8,12,470	35,12,651	22,12,641	24,02,871
Cyprus	100	16,500
Aden and Dependencies	27	26	2	7	4	9,180	6,790	1,079	1,727	987
Ceylon	2,275	921	1,237	733	1,225	3,67,900	1,64,500	2,38,026	1,36,988	1,47,769
traits Settlements (including Labuan)	979	1,541	1,193	855	1,037	1,68,790	2,78,760	2,21,673	1,58,818	1,60,048
Federated Malay States	4	21	705	3,475
Hongkong	87	1,046	3,230	880	416	12,300	1,05,450	4,07,140	1,36,786	42,417
Egypt(a)	532	8	..	1,11,610	130	..	1,360	..
Cape of Good Hope	51	201	4,208
Natal	71	42	200	7,550	5,344
Zanzibar and Pemba	3	..	23	11	27	530	180	4,120	2,955	5,346
Kenya Colony	1	..	2	4	90	260	130	1,190	1,471
Mauritius and Dependencies	2	87	37	1	..	450	17,575	6,400	163
Western Australia	5	..	2	19	46	1,430	..	260	1,571	4,147
South Australia (including Northern Territory)	12	16	1,021	1,316
Victoria	146	3	..	88	138	30,920	440	..	8,766	12,304
New South Wales	709	188	15	194	278	1,05,980	25,290	2,422	10,468	27,162
Queensland	20	931	..	13	42	5,700	1,07,000	..	1,188	4,223
Australian Commonwealth (Total)	880	1,122	17	326	520	1,44,030	1,32,730	2,682	29,014	49,242
New Zealand (including Nauru and British Samoa)	9	21	27	9	110	1,160	2,250	4,785	1,145	13,777
Other British Possessions	195	56	38
TOTAL BRITISH EMPIRE	55,808	11,445	29,918	20,048	35,439	1,02,51,540	15,08,070	44,05,236	20,91,166	24,43,216
Germany	9,600	100	1,162	3,495	..	12,88,000	7,002	94,954	3,34,833
Netherlands	33,432	1,175	63,31,210	85,008
Belgium	24,423	9,192	..	2,000	1,250	40,78,450	13,22,590	..	1,55,000	80,726
Franco	100	40	14,610	..	7	..	4,100
Italy	460	45,000
Austria	400	52,000
Hungary
Greece	65	14,950
Turkey, European	148	25,590
Mascat Territory and Trucial Oman	1	2	11	7	3	200	550	2,863	1,565	580
Sumatra	42	..	1	7	..	7,980	..	210	1,208	..
Java	38	7	18	7,250	994	2,700
China (exclusive of Hong- kong and Macão)	11	4	1,332	306
Japan	1,003	2,700	21,146	25,776	29,442	1,07,920	2,36,610	22,54,968	25,88,658	24,62,741
Egypt(a)	3	880
Portuguese East Africa	19	5	65	3,611	1,913
Other Foreign Countries	3	7	1	790	1,150	46	77	120
TOTAL FOREIGN COUNTRIES	60,077	21,501	21,296	28,989	35,436	1,06,77,800	24,49,100	22,72,411	27,97,299	29,41,396
Share of Bengal	5,576	60	100	..	2	10,11,670	9,590	12,040	..	125
.. Bombay	34	29	17	1,580	641	10,810	7,310	5,517	2,34,072	98,099
.. Madras	1	5	20	196	700	2,196
.. Burma	109,275	32,367	51,096	56,452	70,212	1,98,86,360	43,35,760	66,59,915	52,53,713	57,22,983
TOTAL	115,885	32,046	51,214	58,037	70,875	2,09,29,340	43,53,070	68,77,667	64,88,465	82,23,612
Gram (I, C)—										
United Kingdom	1	10,896	27,168	..	40	446	13,73,027	20,04,270
Aden and Dependencies	604	378	77	68	188	1,17,800	87,390	18,530	12,675	24,545
Mesopotamia*	69	46	29	16,105	12,445	6,118
Bahrain Islands	73	49	23	72	101	14,510	10,320	6,549	11,331	12,966

*Included in Turkey, Asiatic prior to 1921-22.

(a) Shown as a foreign country from 1923-24.

GENERAL EXPORTS

(602)

INDIAN MERCHANDISE

No. 14—continued

ARTICLES, AND COUNTRIES OF FINAL DESTINATION; ALSO SHARE OF EACH PROVINCE	QUANTITY					VALUE				
	1919-20	1920-21	1921-22	1922-23	1923-24	1919-20	1920-21	1921-22	1922-23	1923-24
Grain, Pulse, and Flour—continued						R	R	R	R	R
Pulse—continued	Tons	Tons	Tons	Tons	Tons					
Gram (I. C.)—continued										
Ceylon	1,938	2,101	1,670	2,382	3,423	3,94,180	4,08,830	3,35,360	4,10,915	5,15,627
Straits Settlements (including Labuan)	730	1,184	963	1,224	1,301	1,44,560	2,22,630	2,02,171	2,21,648	1,85,820
Federated Malay States	1	4	20	200	..	175	681	2,423
Hongkong	48	36	2	30	..	7,810	7,000	1,403	3,321
Egypt(a)	2	..	42	630	..	7,492	..
Natal	8	12	26	89	123	1,760	2,390	5,112	23,048	38,984
Zanzibar and Pemba	54	47	93	116	92	12,580	13,790	26,063	31,849	23,413
Kenya Colony	78	88	102	83	116	19,580	25,080	29,340	23,191	20,765
Tanganyika Territory	—	—	18	25	29	—	—	5,395	6,775	7,382
Somaland Protectorate	539	..	184	..	179	1,16,630	..	47,503	..	36,280
Mauritius and Dependencies	783	1,310	1,393	1,774	1,761	1,60,820	2,52,330	3,06,782	3,22,844	2,46,227
British Guiana	7	1,250	91	10
Fiji Islands	3	..	6	9	11	470	..	1,525	1,801	1,510
Other British Possessions	3	..	3	..	3	600	170	770	678	1,470
TOTAL BRITISH EMPIRE	4,759	5,198	4,675	16,832	34,634	9,83,690	10,32,810	10,10,143	24,02,796	40,43,981
Germany	99	1,448	15,840	1,42,848
Netherlands	49	20,479	7,920	21,02,278
Belgium	98	49	16,840	7,920
France	4,236	10,456	15	5,84,201	11,54,285
Italy	8	2,500
Greece	1	98	150	12,694
Turkey, Asiatic
Red Sea	93	213	32,210	40,370
Persian Gulf	32	39	6,610	8,540
Syria	3	1,000
Mascat Territory and Trucial Oman	156	105	96	108	202	31,050	21,040	18,829	31,487	26,016
Other Native States in Arabia	11	31	120	323	237	2,270	6,370	35,004	72,410	43,586
Persia	120	134	39	87	38	27,600	31,260	10,911	15,933	5,215
Siam	4	3	3	6	10	1,050	850	1,416	1,460	2,078
Japan	50	..	170	208	192	5,793
Egypt(a)	3,507	4,15,106
Portuguese East Africa	4	4	19	25	..	1,030	1,044	5,329	6,593
German East Africa	5	10	1,500	2,800
Other Foreign Countries	1	1	1	10	12	200	393	672	2,152	2,292
TOTAL FOREIGN COUNTRIES	431	540	293	5,125	36,674	1,05,140	1,21,910	68,090	7,52,764	39,27,704
Share of Bengal	2,876	3,338	1,729	2,237	9,556	5,68,090	6,44,500	3,42,702	3,58,638	9,10,155
" Bombay	1,317	702	641	1,348	4,784	3,15,140	1,89,860	1,83,527	2,87,663	7,82,643
" Sind	355	409	176	15,300	54,718	70,820	72,650	32,740	20,54,234	59,77,484
" Madras	1	85	133	320	80	..	13,819	15,997
" Burma	661	1,284	2,401	2,871	2,117	1,34,530	2,47,100	5,19,273	5,01,205	2,54,496
TOTAL	5,190	5,733	4,938	21,957	71,308	10,88,830	11,54,220	10,78,242	32,15,559	79,71,685
Lentils (I. C.)—										
United Kingdom	19	58	34	4,157	10,578	4,340	13,340	11,144	5,74,685	13,42,559
Aden and Dependencies	32	94	82	78	23	11,090	26,860	16,432	19,754	5,318
Mesopotamia*	173	145	219	47,085	34,609	54,919
Bahrain Islands	25	27	48	42	30	8,110	8,880	10,520	9,081
Ceylon	848	306	257	418	974	1,70,100	82,330	59,631	77,018	2,14,054
Straits Settlements (including Labuan)	94	38	4	30	13	23,500	8,619	1,012	5,066	2,390
Egypt(a)	83	..	2	13,410	260	624
Cape of Good Hope	5	17	..	19	5	1,450	3,590	..	4,270	1,024
Natal	96	52	3	63	20	27,800	8,030	900	13,712	5,224
Transvaal	1	4	22	100	799	3,806
Rhodesia	145	1	..	14	..	33,760	270	..	200	..
Zanzibar and Pemba	26	28	49	61	99	6,430	7,910	13,878	18,400	26,889
Kenya Colony	30	22	13	20	24	7,910	6,450	4,035	6,141	5,602
Somaland Protectorate	8	2,040
Mauritius and Dependencies	132	240	344	562	843	32,890	50,840	59,067	1,28,235	2,01,755

* Included in Turkey, Asiatic prior to 1921-22.
 † Shown as "Tanganyika Territory" under the British Empire from 1921-22.
 (a) Shown as a foreign country from 1923-24.

No. 14—continued

ARTICLES, AND COUNTRIES OF FINAL DESTINATION; ALSO SHARE OF EACH PROVINCE	QUANTITY					VALUE				
	1919-20	1920-21	1921-22	1922-23	1923-24	1919-20	1920-21	1921-22	1922-23	1923-24
Grain, Pulse, and Flour —continued										
Pulse—continued										
Lentils (I. O.)—continued	Tons	Tons	Tons	Tons	Tons					
Seychelles	15	33	53	69	64	4,640	9,070	14,816	18,014	10,216
Western Australia	3	8	716	607
South Australia (including Northern Territory)	3	4	716	723
Victoria	23	22	1	4,412	4,425
New South Wales	4	2	..	38	10	980	480	..	7,605	1,007
Queensland	3	4	654	770
<i>Australian Commonwealth (Total)</i>	4	2	..	10	45	980	480	1	14,063	8,522
New Zealand (including Nauru and Br. Samoa)	10	70	2,045	13,225
Other British Possessions	2	5	5	4	7	620	1,200	1,253	1,850	1,800
TOTAL BRITISH EMPIRE	1,545	961	927	5,775	13,054	3,40,690	2,24,350	2,23,983	9,31,540	10,12,797
Germany	372	55,912	5
Netherlands	75	431	10,072	54,351
Belgium	74	625	16	10,477	72,607
France	3,397	4,135	9,960	6,72,030	6,00,120	12,70,952
Greece	1	1,076	513	190	1,47,048	65,643
Turkey, Asiatic
Red Sea	590	489	2,06,450	1,65,140
Persian Gulf	18	61	5,490	19,040
Mascat Territory and Trucial Oman	23	13	29	37	31	5,050	3,590	7,607	8,809	6,084
Other Native States in Arabia	51	314	327	968	349	12,260	86,880	1,04,748	2,50,034	99,671
Persia	101	143	178	164	230	29,670	44,040	40,831	38,792	45,615
Portuguese East Africa	2	7	15	27	..	710	1,617	3,010	6,462
Madagascar	3	1	1,218	309
Reunion	1	..	8	72	..	190	..	1,275	16,080
Italian East Africa	7	13	2,375	4,000
United States of America via Atlantic Coast	3	12	21	860	3,329	4,800
Dutch Guiana	1	..	5	3	120	200	..	1,188	550
Other Foreign Countries	1	4	..	2	3	340	1,490	734	1,052	1,185
TOTAL FOREIGN COUNTRIES	4,185	1,023	541	6,953	12,279	9,38,460	8,21,550	1,61,556	11,42,302	16,49,094
<i>Share of Bengal.</i>	<i>1,538</i>	<i>691</i>	<i>111</i>	<i>7,317</i>	<i>14,787</i>	<i>3,23,000</i>	<i>1,52,370</i>	<i>23,773</i>	<i>9,99,229</i>	<i>19,25,354</i>
„ <i>Bombay</i>	<i>4,112</i>	<i>1,286</i>	<i>307</i>	<i>4,625</i>	<i>7,395</i>	<i>9,43,990</i>	<i>3,30,320</i>	<i>2,47,391</i>	<i>9,50,654</i>	<i>13,13,605</i>
„ <i>Sind</i>	<i>80</i>	<i>5</i>	<i>150</i>	<i>711</i>	<i>2,643</i>	<i>12,160</i>	<i>1,010</i>	<i>31,803</i>	<i>1,00,425</i>	<i>2,92,531</i>
„ <i>Madras</i>	<i>45</i>	<i>3</i>	<i>7,894</i>	<i>430</i>
„ <i>Burma</i>	<i>7</i>	<i>400</i>	<i>30</i>	<i>2</i>	..	<i>1,900</i>	<i>68,573</i>	<i>7,240</i>	<i>270</i>
TOTAL	5,730	1,969	1,466	12,723	25,343	12,79,150	5,46,600	3,91,539	20,74,442	35,62,491
Other sorts (I. O.)—	Tons	Tons	Tons	Tons	Tons					
United Kingdom	471	27	21	17,465	20,285	61,810	7,510	8,135	22,72,750	32,19,743
Aden and Dependencies	89	98	84	104	144	29,230	28,500	23,890	27,889	34,035
Mesopotamia*	193	79	106	42,541	16,882	19,206
Bahrein Islands	36	19	10	43	22	7,210	4,160	8,222	7,870	8,992
Ceylon	4,769	5,875	7,207	11,473	16,112	10,15,240	13,17,340	16,76,406	23,37,502	24,85,287
Strait Settlements (including Labuan)	4,408	5,156	6,003	7,695	7,052	10,80,980	10,60,000	15,46,357	14,61,436	11,15,371
Federated Malay States	3	10	51	955	1,807	8,348
Hongkong	68	30	82	43	656	16,500	7,450	16,972	10,116	76,929
Egypt(a)	13	8	1	31	..	2,980	1,230	150	6,192	..
Cape of Good Hope	8	23	54	53	18	2,330	6,560	9,188	12,421	3,038
Natal	1,007	1,290	1,541	1,846	1,651	2,78,880	3,10,080	3,61,092	3,00,750	3,03,112
Transvaal	1	14	6	4	17	300	220	1,545	1,272	2,760
Rhodesia	1	3	5	2	..	290	590	1,315	354	..
Zanzibar and Pemba	59	38	58	91	79	12,120	8,810	16,087	25,789	19,035
Kenya Colony	62	12	19	25	46	16,790	3,050	5,446	7,450	11,746
Tanganyika Territory	14	8	12	2,780	2,329	2,068
Somaland Protectorate	19	1	..	5,000	290	..
Mauritius and Dependencies	1,969	4,283	4,976	6,460	4,340	4,54,250	10,52,810	12,16,754	14,16,143	7,71,974
Seychelles	3	2	3	3	6	830	710	772	800	1,216
Canada and Atlantic Coast	100	10,867

*Included in Turkey, Asiatic, prior to 1921-22

(a) Shown as a foreign country from 1923-24.

GENERAL EXPORTS

(601)

INDIAN MERCHANDISE

No. 14—continued

ARTICLES, AND COUNTRIES OF FINAL DESTINATION; ALSO SHARE OF EACH PROVINCE	QUANTITY					VALUE				
	1919-20	1920-21	1921-22	1922-23	1923-24	1919-20	1920-21	1921-22	1922-23	1923-24
Grain, Pulse, and Flour— continued						£	Rs	Rs	Rs	Rs
Pulse—continued										
Other sorts (I.C.)—contd.	Tons	Tons	Tons	Tons	Tons					
Canada <i>via</i> Pacific Coast	1	452
British West India Islands	771	545	1,134	1,028	..	1,86,180	1,32,555	2,38,851	1,71,380
British Guiana	107	284	394	929	961	29,910	66,800	1,01,616	2,16,661	1,66,973
Victoria	1	108	..
New South Wales	10	..	10	1	..	2,600	..	2,312	322	..
<i>Australian Commonwealth (Total)</i>	10	..	10	2	..	2,600	..	2,312	430	..
New Zealand (including Nauru and Br. Samoa)	8	..	10	1,293
Fiji Islands	149	21	122	257	145	36,930	5,120	27,404	51,333	23,879
Other British Possessions	1	1	1	2	4	240	230	417	765	1,401
TOTAL BRITISH EMPIRE	13,241	17,947	22,342	47,660	61,844	30,35,470	40,67,400	51,98,001	85,10,147	84,56,558
Germany	2,177	14,942	..	70	4	2,49,040	15,94,189
Netherlands	1,837	23,335	2,23,870	24,93,661
Belgium	1,563	3,602	1,90,748	3,92,920
France	722	1,272	..	170	121	95,227	1,46,494
Greece	300	31,290
Turkey, Asiatic
<i>Red Sea</i>	40	758	—	—	—	13,560	1,64,990	—	—	—
<i>Persian Gulf</i>	100	258	—	—	—	25,270	53,240	—	—	—
Mascat Territory and Trucial Oman	61	34	59	32	39	13,610	7,130	14,312	6,305	5,463
Other Native States in Arabia	31	29	10	111	62	7,530	6,020	2,539	28,447	12,879
Persia	292	149	129	137	132	48,210	31,700	31,328	25,662	29,312
Sumatra	6	44	3	1,260	8,385	612
Java	3	11	56	167	65	880	320	14,720	26,483	9,667
Siam	16	43	25	51	91	4,220	9,630	8,416	12,558	20,614
China (exclusive of Hong- kong and Macao)	1	..	2	15	47	290	350	894	3,042	5,742
Japan	3	2	1	..	2,052	1,410	1,470	1,100	945	1,84,130
Egypt (a)	400	61,229
Portuguese East Africa	8	19	61	99	..	2,110	5,839	10,286	29,271
German East Africa	8	6	1,250	1,360
Madagascar	1	11	60	235	1,513
Reunion	2	1	..	5	..	460	150	..	1,145	75
United States of America— <i>via Atlantic coast</i>	8	17	2,015
<i>Pacific</i>	4	30	699
French West Indies	1	64	142	9,886
French Guiana	49	7,890
Dutch Guiana	14	17	91	99	132	3,640	4,060	24,252	19,027	27,109
Other Foreign Countries	2	..	1	2	..	780	100	428	603
TOTAL FOREIGN COUNTRIES	476	1,813	393	7,024	46,991	1,20,330	2,83,550	1,04,944	9,11,031	50,67,423
Share of Bengal	9,561	12,577	13,009	36,100	33,955	21,99,670	30,52,430	31,42,386	61,59,575	1,05,91,333
<i>Bombay</i>	307	345	382	2,789	4,539	90,150	95,300	1,21,314	7,00,160	10,19,527
<i>Sind</i>	892	1,199	259	8,569	7,186	1,60,700	2,61,930	57,978	11,93,653	10,16,325
<i>Madras</i>	46	14	57	337	677	8,760	2,560	12,798	56,041	1,63,618
<i>Burma</i>	2,911	4,825	9,033	6,889	3,108	6,96,520	9,48,630	19,67,970	13,20,719	3,79,973
TOTAL	13,717	19,260	22,740	54,684	108,835	31,55,800	43,50,950	53,02,945	94,21,178	1,35,24,981
Total Pulse—	Tons	Tons	Tons	Tons	Tons					
United Kingdom	51,407	6,850	24,108	68,025	99,012	91,85,000	8,30,360	35,32,370	64,33,103	98,60,423
Cyprus	100	16,500
Aden and Dependencies	658	594	225	257	379	1,67,230	1,49,540	59,931	62,045	60,785
Mesopotamia*	435	270	354	1,05,731	63,937	80,333
Bahrain Islands	108	91	62	163	165	21,750	22,590	18,657	29,721	26,039
Ceylon	9,820	9,263	10,371	15,006	21,734	19,47,420	19,73,000	23,04,568	29,62,123	33,67,637

* Included in Turkey, Asiatic, prior to 1921-22.
 † Shown as "Tancaoyika Territory" under the British Empire from 1921-22.
 (a) Shown as a foreign country from 1923-24.

No. 14—continued

ARTICLES AND COUNTRIES OF FINAL DESTINATION; ALSO SHARE OF EACH PROVINCE	QUANTITY					VALUE				
	1919-20	1920-21	1921-22	1922-23	1923-24	1919-20	1920-21	1921-22	1922-23	1923-24
Grain, Pulse and Flour— <i>continued</i>						R	R	R	R	R
Pulse—continued										
Total Pulse—continued	Tons	Tons	Tons	Tons	Tons					
Straits Settlements (including Labuan)	6,210	7,899	9,153	9,704	9,403	13,97,830	16,70,060	19,71,213	18,42,068	14,00,629
Federated Malay States	1	..	3	18	92	200	..	1,130	3,253	14,246
Hongkong	166	1,119	3,399	925	1,102	30,910	1,20,710	4,31,436	1,48,558	1,22,852
Egypt (a)	629	5	3	79	—	1,28,000	250	778	15,034	—
Cape of Good Hope	13	40	54	72	77	3,780	10,150	9,189	17,333	9,910
Natal	1,112	1,934	1,570	2,009	1,836	3,08,240	3,20,500	3,67,304	4,35,960	3,52,064
Transvaal	1	17	7	8	39	300	930	1,705	2,071	6,656
Rhodesia	146	4	5	16	..	34,040	860	1,315	554	..
Zanzibar and Pemba	132	113	223	282	297	31,680	30,690	60,148	79,058	74,070
Kenya Colony	165	123	134	130	190	43,270	35,730	38,951	37,972	48,574
Anglo Egyptian Sudan	—	—	..	1	3	—	—	72	368	1,405
Canada—										
Via Atlantic Coast	100	10,567
.. Pacific	1	452
Tanganyika Territory	—	—	35	34	44	—	—	9,085	10,071	11,068
Somaliland Protectorate	565	..	184	1	179	1,23,720	..	47,500	200	30,280
Mauritius and Dependencies	2,885	5,835	6,700	8,838	6,945	6,47,960	13,56,430	15,91,158	18,75,612	12,20,118
Seychelles	19	35	59	72	70	5,700	9,950	16,329	20,004	17,920
British West India Islands	..	773	546	1,134	1,028	..	1,86,340	1,32,775	2,38,851	1,71,369
British Guiana	107	285	401	929	901	29,910	67,110	1,02,806	2,16,842	1,67,058
Western Australia	5	..	2	22	51	1,430	..	260	2,287	5,054
South Australia (including Northern Territory)	..	3	..	15	20	..	440	..	1,737	2,039
Victoria	146	188	..	112	160	80,920	25,290	1	18,286	16,810
New South Wales	725	933	25	233	288	1,09,900	1,07,480	4,734	24,355	29,159
Queensland	20	16	46	5,700	1,842	4,933
<i>Australian Commonwealth (Total)</i>	<i>896</i>	<i>1,124</i>	<i>27</i>	<i>398</i>	<i>565</i>	<i>1,47,950</i>	<i>1,33,210</i>	<i>4,995</i>	<i>43,507</i>	<i>58,064</i>
New Zealand (including Nauru and Br. Samoa)	9	21	27	19	104	1,160	2,260	4,785	3,190	28,300
Fiji Islands	153	21	130	267	156	37,710	5,180	23,993	58,302	25,409
Other British Possessions	2	1	1	3	5	470	240	395	836	1,138
TOTAL BRITISH EMPIRE	75,354	85,546	67,862	99,315	144,971	1,46,11,390	68,23,030	1,08,43,383	1,45,95,608	1,72,66,551
Germany	..	9,600	100	3,810	19,885	..	12,88,070	7,006	4,15,755	29,71,875
Netherlands	33,432	1,961	15,020	63,31,210	2,42,402	47,35,388
Belgium	24,423	9,192	..	3,735	5,526	40,78,450	18,22,590	16	3,72,065	5,59,363
France	3,497	9,093	21,728	6,92,640	170	163	12,85,554	25,70,131
Italy	468	47,500
Austria	400	52,000
Hungary
Greece	66	1,076	911	15,290	1,47,648	1,09,036
Turkey, European	148	7	25,580	800
Turkey, Asiatic
Red Sea	723	1,455	2,51,530	3,79,500
Persian Gulf	151	358	37,490	60,820
Syria	3	1,000
Mascat Territory and Trucial Oman	241	154	195	274	275	40,910	32,310	43,611	48,256	49,913
Other Native States in Arabia	93	374	457	1,402	649	22,060	99,270	1,42,291	3,50,913	1,56,261
Persia	425	426	346	388	450	1,05,840	1,07,000	89,073	80,387	79,542
Yunnatu	42	..	7	55	4	7,080	..	1,460	10,543	762
Java	3	11	94	174	85	930	320	22,288	27,485	12,900
Siam	19	50	23	59	103	5,130	11,330	10,062	14,478	23,997
China (exclusive of Hongkong and Macão)	1	6	3	28	52	330	1,520	1,295	4,785	6,271
Japan	1,008	2,702	21,147	25,776	31,544	1,09,410	2,36,490	22,66,375	25,39,715	26,52,684
Egypt (a)	3,971	4,77,615
Portuguese East Africa	..	14	30	114	156	..	3,850	8,565	32,130	44,239
Madagascar	5	14	135	1,658	2,352
Reunion	2	2	..	16	77	460	310	..	2,945	17,035
Italian East Africa	8	15	121	2,883	4,624

(a) Shown as a foreign country from 1923-24.

GENERAL EXPORTS

(606)

INDIAN MERCHANDISE

No. 14—continued

ARTICLES AND COUNTRIES OF FINAL DESTINATION; ALSO SHARE OF EACH PROVINCE.	QUANTITY					VALUE				
	1919-20	1920-21	1921-22	1922-23	1923-24	1919-20	1920-21	1921-22	1922-23	1923-24
Grain, Pulse, and Flour—										
<i>continued</i>										
Pulse—continued.										
Total Pulse—concluded	Tons	Tons	Tons	Tons	Tons	R	R	R	R	R
German East Africa †	10	17	—	—	—	2,980	4,880	—	—	—
United States of America— Vid Atlantic Coast	3	12	29	860	3,346	6,860
" Pacific	4	762
French West Indies	1	64	142	9,886
French Guiana	49	7,899
Dutch Guiana	15	18	91	104	165	8,810	4,260	24,252	20,275	27,780
Other Foreign Countries	1	..	260	817	515	561
TOTAL FOREIGN COUNTRIES	51,168	24,382	22,408	48,091	131,380	1,18,41,730	35,75,810	26,07,010	56,03,996	1,36,25,218
<i>Share of Bengal</i>	<i>20,531</i>	<i>16,956</i>	<i>14,940</i>	<i>45,704</i>	<i>112,400</i>	<i>41,22,360</i>	<i>38,58,800</i>	<i>35,21,400</i>	<i>73,08,112</i>	<i>1,33,70,167</i>
" Bombay	5,770	2,362	1,847	10,342	17,859	13,60,090	6,83,290	5,57,749	21,72,549	32,11,765
" Sind	1,327	1,613	585	24,646	64,850	2,43,680	3,25,670	1,22,521	33,57,342	72,86,590
" Madras	48	14	58	472	803	9,080	2,640	12,993	78,451	1,22,560
" Burma	112,846	38,983	62,930	66,242	80,439	2,07,17,910	55,33,440	92,35,730	70,82,877	68,57,727
TOTAL	140,522	50,928	80,360	147,406	276,351	2,64,53,120	1,04,03,840	1,34,50,393	2,01,99,064	3,08,81,769
Rice in the husk (Paddy)										
(I. C.) (a)—	Tons	Tons	Tons	Tons	Tons					
Ceylon	33,820	35,258	36,630	37,207	29,374	28,33,930	30,76,580	33,21,302	34,00,613	27,82,028
Straits Settlements (including Labuan)	1	1	2,381	90	..	80	190	2,31,680	8,934	241
Hongkong	144	18	660	18,993
Other British Possessions	3	..	3	7	8	300	220	382	153	1,152
TOTAL BRITISH EMPIRE	33,824	35,259	39,014	37,304	29,526	28,34,310	30,76,990	35,53,382	34,10,360	27,97,414
Germany	22	10	2,405	1,308
Other Foreign Countries	1	1	4	2	..	140	230	673	781	256
TOTAL FOREIGN COUNTRIES	1	1	4	24	10	140	230	673	3,136	1,564
<i>Share of Bengal</i>	<i>73</i>	<i>..</i>	<i>..</i>	<i>595</i>	<i>4,131</i>	<i>7,030</i>	<i>..</i>	<i>..</i>	<i>54,292</i>	<i>4,18,420</i>
" Bihar and Orissa	22	10	2,600	1,068
" Bombay	..	1	2	1	5	60	290	410	435	1,039
" Sind	110	59
" Madras	..	34	..	3,013	6,154	20	4,010	6	3,05,290	6,32,362
" Burma	33,752	35,225	39,016	33,697	19,206	28,27,340	30,72,810	35,53,639	30,50,879	17,46,039
TOTAL	33,825	35,260	39,018	37,328	29,536	28,34,450	30,77,220	35,54,055	34,13,496	27,98,978
Rice, not in the husk (I. C.)										
(a)—	Tons	Tons	Tons	Tons	Tons					
Boiled rice— (b)										
United Kingdom	—	—	—	—	3,532	—	—	—	—	5,68,210
Aden and Dependencies	—	—	—	—	8,234	—	—	—	—	15,20,156
Mesopotamia	—	—	—	—	2,187	—	—	—	—	4,14,746
Bahrein Islands	—	—	—	—	23,402	—	—	—	—	40,00,887
Maldives	—	—	—	—	2,002	—	—	—	—	3,84,185
Ceylon	—	—	—	—	330,687	—	—	—	—	5,62,04,250
Straits Settlements (including Labuan)	—	—	—	—	13,730	—	—	—	—	22,00,410
Federated Malay States	—	—	—	—	7,772	—	—	—	—	12,06,614
Hongkong	—	—	—	—	17	—	—	—	—	2,705
Cape of Good Hope	—	—	—	—	190	—	—	—	—	37,017
Natal	—	—	—	—	14,749	—	—	—	—	27,14,431
Transvaal	—	—	—	—	293	—	—	—	—	55,345
Zanzibar and Pemba	—	—	—	—	248	—	—	—	—	50,068
Kenya Colony	—	—	—	—	214	—	—	—	—	47,073
Somaliland Protectorate	—	—	—	—	1,115	—	—	—	—	2,35,956
Mauritius and Dependencies	—	—	—	—	47,170	—	—	—	—	87,33,758
Seychelles	—	—	—	—	322	—	—	—	—	68,106
British West India Islands	—	—	—	—	17,638	—	—	—	—	28,78,708
TOTAL BRITISH EMPIRE	—	—	—	—	482,592	—	—	—	—	8,13,22,025

† Shown as "Tanganyika Territory" under the British Empire from 1921-22.
(a) Subject to duty at the rate of 3 annas per Indian maund of 82½ lbs.
(b) Separately recorded from 1923-24.

ARTICLES, AND COUNTRIES OF FINAL DESTINATION; ALSO SHARE OF EACH PROVINCE	QUANTITY					VALUE				
	1910-20	1920-21	1921-22	1922-23	1923-24	1910-20	1920-21	1921-22	1922-23	1923-24
Grain, Pulse, and Flour— continued						R	R	R	R	R
Rice, not in the husk (I. O.) (a)—continued										
Boiled rice (b)—continued	Tons	Tons	Tons	Tons	Tons					
Germany	—	—	—	—	1,306	—	—	—	—	2,50,171
Netherlands	—	—	—	—	250	—	—	—	—	45,842
Franco	—	—	—	—	319	—	—	—	—	62,884
Turkey Asiatic	—	—	—	—	64	—	—	—	—	11,210
Maskat Territory and Trucial Oman	—	—	—	—	28,291	—	—	—	—	48,97,520
Other Native States in Arabia	—	—	—	—	31,771	—	—	—	—	54,78,322
Persia	—	—	—	—	5,114	—	—	—	—	8,83,180
Henjam Islands	—	—	—	—	40	—	—	—	—	8,070
China (exclusive of Hong- kong and Macão)	—	—	—	—	7	—	—	—	—	1,478
Japan	—	—	—	—	8	—	—	—	—	1,365
Egypt †	—	—	—	—	1,518	—	—	—	—	2,58,124
Portuguese East Africa	—	—	—	—	131	—	—	—	—	24,613
Italian East Africa (Somali- land and Fritrea)	—	—	—	—	1,291	—	—	—	—	2,21,098
French Somaliland	—	—	—	—	304	—	—	—	—	53,902
United States of America— Vid Atlantic Coast	—	—	—	—	5	—	—	—	—	1,251
French West Indies	—	—	—	—	3,855	—	—	—	—	6,21,923
Cuba	—	—	—	—	1,805	—	—	—	—	4,25,993
Other Foreign Countries	—	—	—	—	7	—	—	—	—	1,305
TOTAL FOREIGN COUNTRIES	—	—	—	—	76,185	—	—	—	—	1,32,38,700
Share of Bengal	—	—	—	—	260,742	—	—	—	—	4,47,12,212
„ Bombay	—	—	—	—	197	—	—	—	—	27,687
„ Sind	—	—	—	—	19,101	—	—	—	—	32,99,138
„ Madras	—	—	—	—	70,695	—	—	—	—	1,30,25,943
„ Burma	—	—	—	—	298,132	—	—	—	—	3,31,92,997
TOTAL	—	—	—	—	558,777	—	—	—	—	9,45,60,785
Cleaned Rice—	Tons	Tons	Tons	Tons	Tons					
United Kingdom	55,698	107,536	92,102	54,407	38,003	91,63,030	1,75,61,960	1,70,30,024	95,47,197	62,91,316
Gibraltar	6	2,000	88	185
Palestine	—	—	..	25	1	—	—	..	4,375	350
Aden and Dependencies	11,654	1,235	1,198	8,897	1,427	28,82,780	3,26,490	2,81,766	18,93,766	2,99,748
Mesopotamia *	—	—	11,330	7,870	2,101	—	—	38,37,788	17,89,791	4,56,544
Bahrain Islands	9,757	3,832	1,898	23,944	376	23,75,180	7,71,210	3,32,915	47,20,718	80,300
Maldives	1,031	580	751	194	22	2,68,330	1,75,950	1,70,408	37,254	5,713
Ceylon	55,530	65,704	2,314	44,324	5,308	99,13,890	1,03,30,300	4,48,606	78,85,300	9,87,429
Straits Settlements (includ- ing Labuan)	100,377	146,976	105,227	155,193	169,256	1,30,67,250	2,25,06,810	1,74,56,956	2,48,44,961	2,69,07,170
Federated Malay States	4,167	42,464	702	20,470	14,161	6,97,240	67,73,480	1,12,000	33,11,342	21,93,905
British Borneo	52	9,420
Hongkong	3,475	11,949	22,840	93,921	50,271	5,33,130	14,37,260	31,03,842	1,44,22,230	79,77,715
Egypt †	60	15,720	33,097	94,892	—	11,700	26,22,380	54,16,115	1,65,23,799	—
Cape of Good Hope	1,081	7,842	942	5,158	5,095	1,65,370	14,35,090	1,71,741	11,16,487	11,61,785
Natal	2,267	5,152	875	8,248	2,701	4,32,450	9,04,890	1,92,578	17,19,445	6,01,390
Transvaal	29	..	2	137	..	5,600	..	612	28,561	..
Zanzibar and Pemba	8,914	6,169	8,992	14,571	18,521	12,13,950	10,97,830	17,79,108	29,12,697	33,51,934
Kenya Colony	3,305	3,281	3,189	3,073	1,981	7,06,810	6,74,560	6,19,253	6,83,634	4,73,514
Tanganyika Territory	—	—	98	132	97	—	—	19,137	38,325	31,122
Uganda Protectorate	—	—	12	3	..	—	—	3,450	1,761	..

* Included in Turkey, Asiatic prior to 1921-22.

† Shown as a foreign country from 1923-24.

(a) Subject to duty at the rate of 3 annas per Indian maund of 82½ lbs.

(b) Separately recorded from 1923-24.

GENERAL EXPORTS

(608)

INDIAN MERCHANDISE

No. 14—continued

ARTICLES, AND COUNTRIES OF FINAL DESTINATION; ALSO SHARE OF EACH PROVINCE	QUANTITY.					VALUE				
	1919-20	1920-21	1921-22	1922-23	1923-24	1919-20	1920-21	1921-22	1922-23	1923-24
	Tons	Tons	Tons	Tons	Tons	₹	₹	₹	₹	₹
Grains, Pulse, and Flour—continued										
Rice, not in the husk (L. O.)										
(a)—continued										
Cleaned Rice—continued										
Anglo-Egyptian Sudan	—	—	4	1	22	—	—	1,280	458	5,310
Somaliand Protectorate	1,243	488	7	1,266	..	2,99,370	1,14,740	2,291	2,63,639	..
Mauritius and Dependencies.	44,097	33,972	18,468	44,544	1,893	62,14,360	68,75,660	39,73,531	91,99,595	3,58,064
Seychelles	1,320	1,288	1,357	1,852	1,543	3,21,830	2,30,980	2,81,611	4,12,133	3,11,329
Canada—										
Via Atlantic Coast	700	2,150	2,570	1,14,400	3,00,075	4,18,787
.. Pacific	200	38,830
British West India Islands	3,510	12,173	7,706	6,87,725	21,34,303	12,28,252
British Honduras	200	38,000	..
Western Australia	4	400	1,000	60,708	..
South Australia (including Northern Territory)	15	186	120	3,060	32,362
Victoria	..	3,107	8,481	9,951	2,930	..	5,22,870	19,54,890	16,07,970	4,52,449
New South Wales	13	15,134	4,223	18,232	12,316	2,590	25,15,770	6,55,650	31,27,794	19,94,404
Queensland	1,501	3,350	48	2,21,716	5,21,480	8,640
Australian Commonwealth (Total)	13	18,241	14,200	31,948	15,450	2,590	30,33,640	22,33,325	53,30,012	24,87,855
New Zealand (including Nauru and Br. Samoa)	..	49	..	424	1,554	..	3,330	..	80,674	3,15,054
Fiji Islands	905	1,000	..	185	..	2,70,950	1,55,720	..	31,183	..
Other British Possessions	1	235
TOTAL BRITISH EMPIRE	304,920	473,478	324,487	629,431	341,020	4,85,48,410	7,90,50,080	5,82,71,146	10,93,81,222	5,49,23,759
Russia—										
Northern Russia	500	90,000	..
Finland	500	1,300	90,000	1,92,756
Sweden	..	2,371	3,95,180
Norway	..	656	500	400	200	..	1,02,500	90,000	66,000	88,220
Denmark	..	415	75,130
Germany	..	44,701	214,229	325,510	384,241	..	60,20,390	3,51,99,055	5,12,86,958	6,00,23,216
Netherlands	..	3,000	25,777	63,032	46,131	..	6,52,840	37,94,912	92,46,407	71,78,684
Belgium	..	4,781	2,301	6,547	10,588	..	7,68,480	4,27,065	11,54,457	16,57,219
France	..	7	1	2,342	1,035	50	670	360	3,70,195	1,71,505
Portugal	..	7,912	1,300	4,500	4,250	..	13,29,090	2,34,000	8,00,000	6,99,680
Switzerland	..	2,598	4,69,010
Italy	..	2,100	2,810	3,950	7,830	..	4,62,000	6,25,830	6,22,314	10,77,950
Flume	4,000	13,257	6,60,000	22,01,136
Austria	6,400	15,043	11,84,000	23,47,670
Hungary	..	1,000	1,80,000
Greece	4	1,396	..	850	..	1,260	2,42,740	..	1,70,100	..
Roumania	100	14,336
Turkey, European	..	13	..	120	101	..	4,840	..	22,875	14,511
Turkey, Asiatic	3,558	1,005	8,75,432	2,16,107	..
Red Sea	13,447	12,303	35,36,010	29,41,890
Persian Gulf	4,924	5,248	9,74,680	9,95,950
Syria	75	1	13,125	490
Maskat Territory and Trucial Oman	4,144	910	923	21,543	2,066	9,06,340	2,10,070	2,04,208	42,43,351	4,94,822
Other Native States in Arabia	5,797	1,674	245	29,067	506	13,12,210	4,23,150	71,562	58,65,151	1,12,530
Persia	3,493	1,404	549	5,420	3,225	9,08,130	3,75,550	1,10,051	11,68,544	6,94,330
Honjam Island	10	17	37	21	5	3,560	5,780	9,695	6,240	2,603
Sumatra	..	5,758	31,652	70,098	53,366	..	7,38,950	46,54,805	98,73,692	76,08,089
Java	6,021	27,689	126,969	61,224	125,904	7,80,680	40,28,000	2,02,45,843	91,87,391	1,84,40,451
Celebes and other Islands	160	2,600	120	29,300	3,77,127	18,517
Siam	776	998	4,490	6,473	6,122	1,02,750	1,22,070	7,32,393	10,73,313	9,96,077
Philippine Islands and Guam	..	1,504	..	5	2,25,780	..	1,420	..
Formosa	..	500	60,000
China (exclusive of Hongkong and Macao)	20	3,729	17,059	166,491	146,119	3,080	4,66,740	25,43,417	1,95,10,791	2,40,37,190
Korea	2,000	3,70,000
Japan	30	12,035	40,091	75,036	121,117	6,520	14,75,470	65,71,059	1,20,42,342	2,02,90,269
Egypt †	39,868	66,37,669
Portuguese East Africa	1,639	2,008	1,580	4,642	5,307	4,00,070	5,07,710	3,15,247	10,02,022	10,33,377
German East Africa †	1,957	338	3,90,360	74,980
Madagascar	3,000	4,06,850
Italian East Africa (Somaliand and Eritrea)	107	446	4	374	276	29,000	3,62,800	900	77,703	53,993
Somaliand (French)	60	12	..	10,200	2,700	..

† Shown as "Tanganyika Territory" under the British Empire from 1921-22.
 ‡ Shown as a foreign country from 1923-24.
 (c) Subject to duty at the rate of 3 annas per Indian maund of 82½ lbs.

ARTICLES AND COUNTRIES OF FINAL DESTINATION; ALSO SHARE OF EACH PRO- VINCE.	QUANTITY					VALUE				
	1919-20	1920-21	1921-22	1922-23	1923-24	1919-20	1920-21	1921-22	1922-23	1923-24
	Tons	Tons	Tons	Tons	Tons	R	R	R	R	R
Grain, Pulse, and Flour <i>continued</i>										
Rice not in the husk (I. C) <i>(a)—continued</i>										
Cleaned Rice— <i>concluded</i>										
United States of America—										
<i>Via Atlantic Coast</i>	11	500	2,104	720	308	3,190	1,39,190	4,66,039	1,48,067	53,394
" Pacific "	20
Cuba	2,300	10,051	16,334	87,259	88,225	6,40,910	28,13,140	35,01,902	1,60,49,503	1,45,84,051
Hayti and St. Domingo	558	500	2,910	5,305	..	89,010	95,160	6,32,956	8,15,840
French West Indies	4,058	8,47,718	..
Panama	500	87,277	..
Argentine Republic	1,100	3,175	2,18,075	4,70,706
Chilo	631	584	476	908	..	1,11,110	1,10,100	1,08,028	1,27,529
Peru	30	4,928
Bolivia	500	86,802	..
Other Islands in the Pacific.	1,100	3,30,000
Other Foreign Countries	7	1,330	40	5
TOTAL FOREIGN COUNTRIES	45,837	160,754	492,847	960,230	1,091,009	1,03,40,280	2,86,99,080	8,09,02,734	14,91,13,406	17,31,30,047
<i>Share of Bengal</i>	<i>39,553</i>	<i>10,415</i>	<i>11,632</i>	<i>203,990</i>	<i>32,779</i>	<i>87,64,100</i>	<i>30,32,330</i>	<i>32,35,559</i>	<i>4,12,16,434</i>	<i>62,43,925</i>
" Bihar and Orissa	1,593	2,414	2,73,460	4,19,993
" Bombay	44,320	27,773	2,203	21,493	13,353	1,12,62,970	72,03,940	6,53,997	51,07,432	32,82,219
" Sind	4,713	3,302	1,630	4,379	4,094	11,56,950	8,41,650	4,27,815	9,81,040	8,78,770
" Madras	1,996	50	182	2,575	234	3,68,310	12,480	26,921	4,19,902	39,370
" Burma	259,684	592,792	801,687	1,355,691	1,379,245	3,73,46,360	9,36,10,260	13,49,29,288	21,04,70,710	21,71,82,529
TOTAL	350,706	634,232	817,334	1,589,661	1,432,110	5,88,88,690	10,47,50,680	13,91,73,880	25,84,74,628	22,80,53,806
Broken cleaned rice—	Tons	Tons	Tons	Tons	Tons					
United Kingdom	1,773	61,035	11,542	23,850	25,634	1,92,210	88,54,370	17,40,090	32,47,167	30,08,431
Aden and Dependencies	182	228	121	853	866	43,230	43,810	12,491	1,41,087	1,13,314
Mesopotamia *	10,154	13,02,850
Bahrein Islands	114	10,640
Ceylon	10,711	8,221	10,523	40,217	43,311	13,55,660	10,53,070	7,00,847	64,17,364	64,63,037
Straits Settlements (including Labuan)	73	..	4,103	1,554	3,000	3,970	..	5,93,405	1,46,231	2,50,264
Federated Malay States	10	1,500
Hongkong	2,430	788	3,726	13,194	..	1,78,850	75,271	3,43,927	9,45,057
Victoria	250	34,284
Australian Commonwealth (Total)	250	34,284
New Zealand (including Nauru and Br. Samoa)	12	1,025	..
TOTAL BRITISH EMPIRE	12,739	72,687	43,481	70,212	89,075	15,95,070	1,01,49,740	46,80,174	1,02,97,101	1,08,10,193
Sweden	250	36,220
Denmark	200	20,970
Germany	6,077	17,041	11,913	17,903	..	8,58,300	45,96,253	14,24,978	19,50,004
Netherlands	2,580	521	2,050	4,43,375	57,209	2,25,411
Belgium	2,421	..	1,586	4,336	..	2,00,320	..	1,47,323	4,58,157
Switzerland	668	73,300
Maskot Territory and Trucial Oman	8	15	62	74	101	1,490	2,590	10,323	10,175	12,348
Other Native States in Arabia	..	94	..	319	136	..	19,700	..	67,159	17,320
Persia	14	7	2,454	870
Sumatra	535	47,540
Java	1,475	11	1,47,500	..
Siam	10	60	683	5	..	500	5,020	94,390	312
China (exclusive of Hongkong and Macao)	67	133	243	8,213	14,460	22,368
Japan	400	150	3,195	2,068	..	39,740	17,000	3,25,621	2,95,190
Italian East Africa (Somali- land and Britrea)	43	4,965	..
Cuba	300	39,000	..
Other Foreign Countries	17
TOTAL FOREIGN COUNTRIES	543	10,135	19,910	20,156	26,849	49,030	13,50,700	50,80,195	23,35,234	28,92,063
<i>Share of Bengal</i>	<i>1,101</i>	<i>..</i>	<i>..</i>	<i>349</i>	<i>667</i>	<i>1,87,650</i>	<i>..</i>	<i>..</i>	<i>41,411</i>	<i>77,608</i>
" Bombay	182	25	..	786	93	43,230	7,420	..	1,50,696	17,826
" Sind	3	426	183	517	1,006	1,490	78,310	22,614	76,246	1,24,171
" Madras	292	427	48,176	69,336
" Burma	11,991	82,321	1,63,208	88,424	110,731	14,11,730	1,14,14,710	96,37,655	1,23,17,208	1,34,12,316
TOTAL	13,282	82,772	63,391	90,368	112,624	16,44,100	1,15,00,440	96,60,369	1,26,32,335	1,37,02,256

* Included in Turkey, Asiatic prior to 1921-22.
(a) Subject to duty at the rate of 3 annas per Indian maund of 82½ lbs.

GENERAL EXPORTS

(610)

INDIAN MERCHANDISE

No. 14—continued

ARTICLES, AND COUNTRIES OF FINAL DESTINATION; ALSO SHARE OF EACH PROVINCE.	QUANTITY.					VALUE.				
	1919-20	1920-21	1921-22	1922-23	1923-24	1919-20	1920-21	1921-22	1922-23	1923-24
Grain, Pulse and Flour <i>—continued</i>										
Rice not in the husk (I. C) <i>(a)—continued</i>	Tons	Tons	Tons	Tons	Tons	₹	₹	₹	₹	₹
Other sorts—										
United Kingdom	2	893	4,472	480	..	440	1,81,080	9,49,425	79,378	65
Aden and Dependencies	2,641	6,270	7,621	2,610	8	6,68,460	14,22,210	17,06,684	5,29,536	2,390
Mesopotamia *	—	—	4,088	1,197	..	—	—	8,54,693	2,48,182	190
Bahrein Islands	3,248	25,650	25,257	13,126	..	7,79,890	90,02,740	60,22,200	27,90,166	..
Maldives	3,886	2,704	2,047	2,114	79	6,42,480	5,57,610	4,87,794	4,15,417	19,006
Ceylon	158,409	201,941	292,245	278,176	518	2,39,12,350	3,60,50,630	5,71,93,343	5,17,62,114	86,874
Straits Settlements (including Labuan)	53,639	36,088	25,379	16,901	16,365	61,53,600	56,35,250	41,33,890	26,40,836	20,14,603
Federated Malay States	814	4,157	216	1,61,578	6,94,958	24,855
Hongkong	11,288	9,941	7,020	7,642	14,621	13,70,430	11,17,410	9,94,859	9,18,369	14,33,111
Egypt †	9	..	605	241	—	2,400	..	1,03,739	49,920	—
Cape of Good Hope	29	..	18	253	..	7,160	..	3,137	59,465	..
Natal	2,656	557	7,667	8,139	8	6,34,440	1,01,130	14,41,463	16,45,798	8,119
Transvaal	59	11,217
Zanzibar and Pemba	98	155	8,445	..
Kenya Colony	22	17	..	80	..	3,924	8,650	60
Somaland Protectorate	574	872	2,296	974	..	1,19,490	85,590	5,18,235	62,050	..
Mauritius and Dependencies	1	1,876	35,887	21,520	7	260	3,66,810	80,26,346	43,55,670	2,000
Seychelles	60	12	10,800	3,240	..
British West India Islands	2,072	3,201	4,06,988	5,91,297	..
Western Australia	2	585
South Australia (including Northern Territory)	100	50	17,240	6,347
Victoria	7
<i>Australian Commonwealth (Total)</i>	2	100	50	585	17,240	6,354
Other British Possessions	4	1	..	990	245	35
TOTAL BRITISH EMPIRE	236,380	286,287	418,162	360,299	31,931	3,42,82,370	5,05,20,460	8,30,19,819	6,68,76,976	36,15,019
Finland	2,000	750	250	3,15,580	1,18,378	35,630
Sweden	1,000	1,57,790
Germany	517	..	2,727	10,435	..	77,040	..	4,20,102	17,52,245
Netherlands	50	8,808	9,162	18,04,985
Belgium	8,701	100	700	4,90,630	12,589	1,04,560	..
France	500	350	91,625	40,403
Switzerland	3,094	4,30,320
Italy	8,489	..	2,200	11,02,621	..	3,30,000
Turkey, Asiatic
Red Sea	1,924	9,644	—	—	—	5,72,530	21,98,640	—	—	—
Persian Gulf	2,536	1,824	—	—	—	6,08,590	4,20,230	—	—	—
Syria	—	—	..	146	..	—	—	..	21,000	..
Maskat Territory and Trucial Oman	6,780	15,886	23,520	10,183	..	15,63,110	35,45,320	54,40,011	22,64,584	..
Other Native States in Arabia	1,219	17,873	21,732	11,938	..	3,03,940	40,92,450	47,52,408	25,25,782	143
Persia	949	3,639	856	3,300	..	2,14,060	8,25,830	1,84,904	6,57,377	..
Sumatra	211	150	502	1,115	1,942	25,680	21,000	1,02,525	1,81,053	2,91,349
Java	6,404	13,066	7,813	..	20	11,82,159	20,20,425	10,25,579
Siam	2	26	70	76	70	320	3,440	14,196	14,046	12,986
China (exclusive of Hongkong and Macao)	159	541	995	4,507	..	16,350	92,600	1,46,231	7,00,469
Korea	10	1,600
Japan	2,250	1,295	4,655	..	70	4,40,762	2,71,208	7,32,323
Portuguese East Africa	2	91	3	890	16,319	855	58
Italian East Africa (Somaland and Eritrea)	120	..	258	25,000	..	53,254	..
Somaland (French)	150	40,840
Cuba	3,400	476	4	9,73,640	1,03,788	630
Dutch Guiana	25	4,000	..
Other Foreign Countries	1	5	4	8	..	100	820	675	1,214	..
TOTAL FOREIGN COUNTRIES.	17,172	56,640	67,669	47,611	41,034	43,02,810	1,21,48,750	1,37,66,739	90,15,239	62,41,796
<i>Share of Bengal</i>	<i>7,124</i>	<i>87</i>	<i>79</i>	<i>2,980</i>	<i>463</i>	<i>16,63,190</i>	<i>25,570</i>	<i>21,707</i>	<i>5,31,532</i>	<i>92,610</i>
<i> Nihar and Orissa</i>	4	1,420	..
<i> Bombay</i>	<i>4,669</i>	<i>41</i>	<i>174</i>	<i>259</i>	<i>18</i>	<i>11,72,450</i>	<i>13,100</i>	<i>32,182</i>	<i>55,189</i>	<i>6,453</i>
<i> Sind</i>	<i>21,706</i>	<i>77,713</i>	<i>53,121</i>	<i>43,113</i>	..	<i>53,71,990</i>	<i>1,78,97,130</i>	<i>1,90,83,132</i>	<i>90,71,064</i>	..
<i> Madras</i>	<i>37</i>	<i>5,988</i>	<i>52,755</i>	<i>48,022</i>	<i>1</i>	<i>10,640</i>	<i>11,63,000</i>	<i>1,05,49,144</i>	<i>96,26,925</i>	<i>340</i>
<i> Burma</i>	<i>219,722</i>	<i>259,098</i>	<i>349,692</i>	<i>313,532</i>	<i>72,483</i>	<i>3,91,66,910</i>	<i>4,35,70,410</i>	<i>6,71,00,393</i>	<i>5,66,04,785</i>	<i>97,37,378</i>
TOTAL	253,558	342,927	485,731	407,910	72,965	3,85,85,180	6,26,69,210	9,67,86,558	7,53,91,215	98,56,813

* Included in Turkey, Asiatic prior to 1921-22.
 † Shown as a foreign country from 1923-24.
 (a) Subject to duty at the rate of 3 annas per Indian maund of 82½ lbs.

No. 14—continued

ARTICLES, AND COUNTRIES OF FINAL DESTINATION; ALSO SHARE OF EACH PROVINCE	QUANTITY					VALUE				
	1919-20	1920-21	1921-22	1922-23	1923-24	1919-20	1920-21	1921-22	1922-23	1923-24
Grain, Pulse, and Flour —continued										
Rice, not in the husk (I. C.) (a)—continued										
TOTAL RICE NOT IN THE HUSK—										
United Kingdom	57,473	170,064	108,116	78,737	67,250	98,66,280	2,65,97,410	1,97,20,409	1,28,73,742	98,03,012
Gibraltar	6	2,900	88	185
Palestine	—	—	..	25	1	—	—	..	4,375	350
Aden and Dependencies	14,477	7,733	8,940	12,270	10,535	35,84,400	17,92,510	20,00,940	25,04,359	19,34,608
Mesopotamia *	—	—	81,581	9,007	4,288	—	—	60,55,837	20,37,973	8,71,487
Bahrain Islands	13,005	29,596	27,155	37,070	33,778	31,55,070	67,08,590	63,55,145	75,10,884	40,87,247
Maldives	4,916	3,284	3,398	2,308	2,193	9,10,810	7,33,560	6,58,202	4,52,671	4,09,594
Ceylon	224,640	275,866	305,082	362,027	388,824	3,51,81,000	4,64,48,000	5,84,02,798	6,60,84,877	6,37,01,598
Straits Settlements (including Labuan)	154,089	133,059	134,709	173,648	102,411	1,92,24,740	2,81,41,560	2,21,84,311	2,76,32,028	3,03,90,417
Federated Malay States	4,167	42,464	1,516	24,036	22,110	6,97,240	67,73,480	2,73,578	40,06,300	24,35,510
British Borneo	58	9,480
Hongkong	14,703	24,320	30,648	104,380	78,163	19,08,560	27,30,520	41,73,672	1,56,83,020	1,03,60,033
Egypt †	69	15,720	34,302	95,133	—	14,100	26,22,380	55,19,815	1,65,73,710	—
Cape of Good Hope	1,109	7,842	960	5,411	5,885	1,72,580	14,86,090	1,74,878	11,75,952	11,38,802
Natal	4,923	5,709	8,542	16,387	17,458	10,66,880	10,06,020	10,84,031	33,65,243	33,16,930
Transvaal	29	..	2	137	362	5,600	..	612	28,561	66,562
Zanzibar and Pemba	8,914	6,169	8,992	14,609	18,769	12,13,950	10,97,830	17,79,203	20,21,052	34,02,002
Kenya Colony	3,306	3,281	3,211	3,099	2,196	7,06,890	6,74,560	6,14,177	6,80,084	5,21,187
Tanganyika Territory	—	—	98	132	97	—	—	10,137	38,336	31,142
Uganda Protectorate	—	—	12	8	3,450	1,761	..
Somaliand Protectorate	1,817	860	2,303	1,640	1,115	4,18,860	2,00,330	5,20,526	3,25,080	2,35,059
Anglo-Egyptian Sudan	—	—	4	1	22	—	—	1,280	478	5,334
Mauritius and Dependencies	44,099	35,848	54,355	66,004	49,960	62,14,620	62,42,370	1,19,09,877	1,35,55,205	99,93,822
Seychelles	1,826	1,288	1,407	1,864	1,865	3,21,830	2,30,080	2,92,411	4,16,873	3,09,435
Canada—										
Via Atlantic Coast	700	2,150	2,570	1,14,400	3,90,075	4,18,787
Pacific coast	200	38,839
British West India Islands	5,582	15,374	25,404	10,94,713	27,25,600	41,06,060
British Honduras	200	38,000	..
Western Australia	6	400	1,585	69,798	..
South Australia (including Northern Territory)	115	236	120	20,300	38,709
Victoria	8,107	8,731	9,951	2,980	..	5,22,870	18,80,123	16,07,970	4,52,456
New South Wales	13	15,134	4,223	18,232	12,316	2,590	25,15,770	6,55,650	31,27,794	19,94,404
Queensland	1,501	3,850	48	2,21,716	5,21,480	8,640
Australian Commonwealth (Total)	13	18,241	14,461	32,048	15,530	2,890	30,38,640	22,68,194	63,47,252	24,94,269
New Zealand (including Nauru and British Samoa)	49	..	438	1,554	..	8,830	..	82,599	3,15,654
Fiji Islands	995	1,000	..	186	..	2,70,950	1,55,720	..	31,408	..
Other British Possessions	4	..	1	990	..	235
TOTAL BRITISH EMPIRE	554,058	832,402	786,180	1,059,042	941,617	3,44,25,850	13,67,20,860	14,58,71,139	18,65,34,299	15,16,70,896
Russia—										
Northern Russia	500	90,000	..
Finland	2,000	1,250	1,550	3,15,580	2,08,373	2,28,386
Sweden	2,621	1,000	4,31,400	1,57,700
Norway	658	500	400	200	..	1,02,500	90,000	66,000	38,210
Denmark	615	96,100
Germany	51,295	231,270	340,150	413,978	..	78,64,730	3,07,89,308	5,31,38,023	6,39,75,636
Netherlands	3,600	28,307	63,603	57,239	..	6,52,840	42,38,287	93,12,868	87,54,922
Belgium	6	19,903	2,491	8,833	14,924	920	15,56,430	4,40,554	14,00,340	21,15,376
France	1	1	2,842	1,704	50	670	360	4,01,820	2,73,908
Portugal	7,912	1,300	4,500	4,251	..	13,29,090	2,34,000	8,00,000	6,99,785
Switzerland	6,360	9,72,690
Italy	2,100	11,290	3,950	10,030	..	4,62,000	17,28,451	6,22,814	14,13,930
Fiume	4,000	18,257	6,60,000	22,01,136
Austria	1,000	..	6,400	15,043	10	1,30,000	..	11,84,000	25,47,670
Hungary
Roumania	160	14,327
Greece	5	1,396	..	850	..	1,260	2,42,740	..	1,70,190	..
Turkey, European	13	..	120	101	..	4,840	..	22,875	11,511
Turkey, Asiatic	3,558	1,095	64	8,75,432	2,16,107	11,310
Red Sea	15,371	21,947	41,08,540	51,46,550

* Included in Turkey, Asiatic prior to 1921-22.
† Shown as a Foreign Country from 1923-24.
(a) Subject to duty at the rate of 3 annas per Indian maund of 82½ lbs.

GENERAL EXPORTS

(612)

INDIAN MERCHANDISE

No. 14—continued

ARTICLES, AND COUNTRIES OF FINAL DESTINATION; ALSO SHARE OF EACH PROVINCE	QUANTITY					VALUE				
	1919-20	1920-21	1921-22	1922-23	1923-24	1919-20	1920-21	1921-22	1922-23	1923-24
Grain, Pulse, and Flour —continued										
Rice, not in the husk (L. C.) (a)—continued	Tons	Tons	Tons	Tons	Tons	R	R	R	R	R
TOTAL RICE, NOT IN THE HUSK —continued										
Persian Gulf	7,469	7,072	—	—	—	15,83,270	14,16,180	—	—	—
Syria	—	—	..	221	1	—	—	..	34,125	420
Maskat Territory and Trucial Oman	10,932	16,820	24,505	31,800	20,453	24,70,940	37,67,980	56,54,542	65,18,110	54,04,609
Other Native States in Arabia	7,016	10,641	21,977	41,324	32,413	10,16,150	45,40,300	48,23,970	84,68,092	56,08,310
Persia	4,442	5,043	1,405	8,734	8,346	11,22,190	12,01,990	2,94,955	18,23,375	15,78,942
Benjan Island	10	21	37	20	54	3,500	6,680	9,695	7,440	10,073
Sumatra	746	5,908	32,154	71,183	55,308	73,220	7,59,650	47,57,330	1,00,55,945	78,09,477
Java	6,021	27,639	133,373	75,705	133,720	7,80,630	40,26,020	2,13,77,513	1,13,56,316	1,94,66,831
Celebes and other Islands	160	2,600	120	29,300	3,77,127	18,517
Formosa	500	60,000
Siam	778	1,034	4,620	7,132	6,198	1,03,070	1,26,010	7,51,609	11,81,740	10,09,549
Philippine Islands and Guam	2	1,504	..	5	..	400	2,25,780	..	1,420	..
China (exclusive of Hong-kong and Macao)	20	3,883	17,600	167,619	159,876	3,060	4,82,130	20,36,017	1,06,80,482	2,48,11,413
Korea	10	..	2,000	1,600	..	3,70,000
Japan	31	12,435	42,408	79,526	127,848	6,520	16,15,280	70,20,034	1,26,39,171	2,12,29,147
Egypt †	41,386	63,26,093
Portuguese East Africa	1,039	2,908	1,821	4,645	5,433	4,00,080	5,07,720	3,48,566	10,02,877	10,58,045
German East Africa †	1,958	338	3,90,460	74,980
Madagascar	3,000	4,05,850
Italian East Africa (Somaliland and Eritrea)	107	566	4	675	1,567	29,000	4,08,460	900	1,36,012	2,75,031
French Somaliland	200	12	304	51,040	2,700	53,902
United States of America— Via Atlantic Coast	11	603	2,104	720	313	3,190	1,39,980	4,66,030	1,48,681	54,645
“ Pacific “	30
Cuba	5,760	10,051	15,334	88,035	90,034	16,14,540	28,13,140	35,01,802	1,07,92,381	1,50,14,674
Haiti and St. Domingo	538	594	2,910	5,305	..	80,010	95,844	5,32,956	8,15,840
French West Indies	4,058	3,855	8,47,718	6,21,923
Panama	500	87,277	..
Dutch Guiana	25	4,000	..
Argentine Republic (including the Atlantic coast of Patagonia)	1,100	3,175	2,18,075	4,76,705
Chile (including the Pacific Coast of Patagonia)	..	631	584	476	968	..	1,11,110	1,10,100	1,08,628	1,27,778
Peru	30	4,928
Bolivia	500	85,802	..
Other Islands in the Pacific	1,100	3,30,000
Other Foreign Countries	40	5
TOTAL FOREIGN COUNTRIES	63,553	227,529	580,326	10,27,097	1,235,158	1,46,92,100	4,21,99,430	9,97,49,668	10,04,63,870	19,55,02,664
Share of Bengal	48,078	10,602	11,711	207,319	294,657	1,08,04,960	31,07,900	32,57,566	4,17,89,427	5,11,26,383
“ Bihar and Orissa	1,597	2,414	2,79,880	4,19,991
“ Bombay	49,671	27,839	2,377	22,538	13,571	1,24,78,640	72,24,460	6,86,179	53,12,216	33,34,687
“ Sind	26,427	81,341	84,934	48,009	24,201	65,30,430	1,88,17,080	1,95,33,761	1,01,27,949	43,02,077
“ Madras	2,033	6,038	52,937	70,829	71,257	3,78,940	11,76,480	1,05,76,065	1,00,95,003	1,31,37,959
“ Burma	491,397	934,211	1,214,497	1,757,647	1,770,591	6,89,25,010	14,85,95,390	21,16,67,236	27,93,92,703	27,38,53,129
TOTAL	617,806	1,059,941	1,306,456	2,037,939	2,176,785	9,91,17,970	17,89,20,310	24,56,20,807	34,69,98,178	34,61,73,651
Rice flour and ground rice (L. C.) (a)—	Tons	Tons	Tons	Tons	Tons					
Ceylon	8,822	34	..	1	4	21,59,500	9,790	..	433	960
Straits Settlements (including Labuan)	11	2,430	..	37
Other British Possessions	1	..	2	130	120	100	268	623
TOTAL BRITISH EMPIRE	8,833	34	1	1	6	21,62,060	9,910	137	701	1,583
Maskat Territory and Trucial Oman	12	5	34	60	74	2,800	800	6,581	10,683	10,223
Persia	4	73	1,092	144
Other Foreign Countries	1	3	10	70	15	255	752
TOTAL FOREIGN COUNTRIES	12	5	34	71	77	2,810	960	6,609	12,030	11,119
Share of Bombay	8,822	34	..	2	7	21,59,630	3,110	16	798	1,520
“ Sind	12	5	34	70	74	2,810	1,070	6,674	11,933	10,767
“ Madras	10	2	..	1,690	37	..	415
“ Burma	11	..	1	2,430	..	80
TOTAL	8,845	39	35	72	83	21,84,370	10,870	6,808	12,731	12,702

(a) Subject to duty at the rate of 3 annas per Indian maund of 82½ lbs. Figures for the exports of Ricebran will be found on page 589 under "Four Bran and Pollard."

† Shown as "Tangar zika Territory" under the British Empire from 1921-22.
‡ Shown as a foreign country from 1923-24.

No. 14—continued

ARTICLES, AND COUNTRIES OF FINAL DESTINATION; ALSO SHARE OF EACH PROVINCE	QUANTITY					VALUE				
	1919-20	1920-21	1921-22	1922-23	1923-24	1919-20	1920-21	1921-22	1922-23	1923-24
Grain, Pulse, and Flour —continued										
<i>Wheat (I.C.)—</i>	Tons	Tons	Tons	Tons	Tons	R	R	R	R	R
United Kingdom	3	95,067	29,568	191,373	492,286	580	1,02,57,410	54,00,348	2,98,13,271	7,30,00,068
Malta and Gozo	250	40,000	..
Aden and Dependencies	139	109	108	160	164	48,990	57,820	57,835	50,622	40,448
Mesopotamia*	—	—	903	—	—	1,72,811
Bahrain Islands	2,407	1,453	1,593	948	1,165	5,41,040	2,85,130	8,10,891	1,55,965	1,79,845
Ceylon	14	1	1	27	29	4,330	660	654	6,844	7,305
Straits Settlements (including Labuan)	68	118	183	162	173	19,230	20,460	53,821	45,244	40,947
Hongkong	653	655	485	623	652	1,43,320	1,37,280	1,15,900	1,41,555	1,03,466
Egypt †	80,356	65,49,710
Cape of Good Hope	3,378	4,93,560	..
Natal	2,371	110	247	2,84,042
Zanzibar and Pemba	229	277	321	229	296	73,770	1,02,990	1,22,230	80,895	87,040
Kenya Colony	7	..	1	21	84	1,810	30	175	6,940	23,793
Tanganyika Territory	—	—	..	41	60	—	—	..	14,879	17,017
Somaland Protectorate	6	1,200
Other British Possessions	2	..	3	3	..	570	140	1,281	960
TOTAL BRITISH EMPIRE	3,526	134,128	83,213	197,215	497,333	8,40,170	2,34,21,060	63,12,932	3,08,59,203	7,11,82,380
Norway	4,959	643,509
Sweden	5,456	9,23,035
Germany	27,700	13,135	150	30	..	48,48,130	22,66,570	24,006	4,811
Netherlands	14,944	7,190	506	1,650	..	23,22,570	12,03,268	80,000	2,26,000
Belgium	22,171	6,130	11,616	38,441	..	39,06,760	10,39,634	17,32,307	53,62,660
France	19,811	..	4,265	63,674	120	19,52,200	10	6,63,396	91,77,849
Italy	13,999	10,957	4,530	28,151	..	23,27,990	18,61,180	7,20,055	39,14,606
Turkey, Asiatic										
Red Sea	2,424	1,790	6,30,930	4,88,650
Persian Gulf	216	1,374	43,350	2,46,900
Mascat Territory and Trucial Oman	1,090	785	687	1,362	2,024	2,23,090	1,42,170	1,58,198	2,29,518	3,03,671
Other Native States in Arabia	127	918	2,233	220	1,604	33,780	1,76,910	5,68,540	46,055	2,87,845
Persia	1,244	929	1,774	251	131	2,56,050	1,66,970	8,60,992	41,613	20,662
Siam	13	8	12	8	10	4,050	3,250	3,740	2,550	2,440
China (exclusive of Hongkong and Macao)	13	10	..	200	10	3,311	1,955	33
Japan	2	10	740	80	350	130	1,374
Egypt †	870	49,576
Portuguese East Africa	1	2	..	56	18	320	890	230	9,341	3,419
Other Foreign Countries	2	8	8	6	..	350	984	998	1,312
TOTAL FOREIGN COUNTRIES	6,117	193,639	47,596	22,979	149,969	11,90,430	1,76,62,130	83,96,952	35,51,924	1,99,98,548
<i>State of Bengal</i>	665	683	1,634	394	10,768	1,51,600	1,43,350	3,15,284	1,33,369	15,10,279
.. <i>Bombay</i>	2,473	2,037	1,613	849	29,274	7,35,990	6,36,720	6,07,498	2,55,264	33,94,838
.. <i>Sind</i>	5,506	234,915	77,762	218,438	665,06	11,46,080	4,92,21,600	1,35,67,047	3,39,60,610	8,62,63,024
.. <i>Madras</i>	7	..	10	30	68	349	217
.. <i>Burma</i>	12	4	20	10	..	2,535	600
TOTAL	8,643	237,665	80,809	220,194	634,252	20,36,600	4,10,03,190	1,16,82,887	3,44,02,127	9,11,16,924
<i>Wheat flour (I.C.)—</i>	Tons	Tons	Tons	Tons	Tons					
United Kingdom	6	1,317	..	1,850	104	231	1,89,824
Aden and Dependencies	6,512	5,917	5,360	6,394	7,226	21,46,900	18,86,720	16,44,364	16,54,133	14,06,651
Mesopotamia*	—	—	6,808	1,531	1,259	—	—	18,71,186	3,60,197	2,25,775
Bahrain Islands	777	1,090	1,196	1,262	1,658	2,10,190	2,65,080	8,23,439	2,80,976	3,00,488
Maldives	8	7	2,295	1,158
Ceylon	18,908	15,075	9,483	7,268	6,968	55,38,290	42,84,990	28,05,832	20,39,107	15,16,186
Straits Settlements (including Labuan)	1,491	6,373	2,730	2,272	2,418	5,00,020	17,06,490	7,61,773	5,22,280	4,48,900
Federated Malay States	159	1	2	42,901	281	475
Hongkong	1	2	..	1	5	420	540	480	1,914	1,396
Egypt †	1,257	1,007	13,557	9,348	..	4,09,450	3,00,050	35,60,437	20,17,067	..
Natal	4	16	9	..	100	1,458	4,640	3,187
Zanzibar and Pemba	1,163	1,552	1,580	2,039	2,202	3,80,540	5,02,500	5,16,654	6,91,528	5,75,240
Kenya Colony	3,728	4,368	3,434	2,368	2,366	12,13,130	13,68,240	11,24,974	8,26,343	6,25,985
Tanganyika Territory	382	352	321	1,30,695	1,18,706	85,972

* Included in Turkey, Asiatic prior to 1921-22.
† Shown as a foreign country from 1923-24.

GENERAL EXPORTS
INDIAN MERCHANDISE

614)

No. 14—continued

ARTICLES, AND COUNTRIES OF FINAL DESTINATION; ALSO SHARE OF EACH PROVINCE	QUANTITY					VALUE				
	1919-20	1920-21	1921-22	1922-23	1923-24	1919-20	1920-21	1921-22	1922-23	1923-24
Grain, Pulse, and Flour —continued										
Wheat flour (I.C.)—continued	Tons	Tons	Tons	Tons	Tons	R	R	R	R	R
Somaliand Protectorate . . .	295	172	143	21	..	98,250	54,890	44,765	8,710	..
Seychelles	132	204	208	217	188	43,690	62,460	68,624	68,995	50,377
Anglo-Egyptian Sudan . . .	—	—	3,584	2,300	1,354	—	—	11,22,009	7,89,270	3,13,941
Mauritius and Dependencies .	176	6,054	3,436	8,230	3,622	60,140	15,04,230	9,54,771	7,07,880	6,43,502
Other British Possessions	1	220	50	196	123
TOTAL BRITISH EMPIRE	84,440	41,821	52,073	38,827	30,922	1,06,01,020	1,20,48,450	1,49,78,506	1,00,83,759	64,47,421
Italy	570	99,274
Turkey, Asiatic
Red Sea	5,719	6,471	—	—	—	18,77,670	20,64,050	—	—	—
Persian Gulf	2,464	5,143	—	—	—	7,81,360	12,89,020	—	—	—
Maskat Territory and Trucial Oman	1,000	1,234	1,500	2,316	3,190	2,50,400	3,11,050	4,23,365	5,02,266	5,78,691
Other Native States in Arabia	144	393	6,894	6,384	8,356	40,550	1,03,010	21,77,167	18,21,427	17,85,213
Persia	3,090	5,186	3,511	2,182	1,996	8,17,240	12,28,950	9,92,264	5,04,247	3,42,236
Henjam Island	14	22	49	30	64	3,370	5,210	13,551	7,159	10,340
Java	8	5	10	8	15	750	910	3,142	2,285	3,304
Siam	7	7	12	25	42	1,860	1,930	3,550	5,739	9,584
Egypt †	—	—	—	—	11,647	—	—	—	—	20,28,301
Portuguese East Africa . . .	2	64	206	210	340	750	21,600	69,690	63,663	85,561
Madagascar	4	3	1	1,500	795	151
German East Africa †	314	350	—	—	—	1,04,480	1,17,670	—	—	—
Italian East Africa (Somali- land and Eritrea)	994	9	101	59	145	3,36,740	1,500	33,545	18,185	29,770
French Somaliand	17	4	..	5,000	1,200	..
Other Foreign Countries . . .	1	14	..	1	1	260	1,510	554	537	820
TOTAL FOREIGN COUNTRIES.	13,709	18,948	12,347	11,228	20,373	42,00,710	51,46,410	37,23,328	29,27,503	49,73,348
Share of Bengal	3,340	7,257	3,046	2,185	2,394	8,87,370	19,32,890	22,03,494	4,97,202	4,20,524
„ Bombay	38,662	31,404	31,958	22,157	18,188	1,23,17,010	99,56,500	1,02,35,643	69,33,010	45,65,178
„ Sind	6,178	21,539	24,417	25,700	36,798	15,88,740	52,49,240	62,62,578	55,75,922	64,33,410
„ Madras	26	461	..	1	4	7,740	63,600	10	357	1,136
„ Burma	3	8	..	12	1	870	2,630	109	4,771	521
TOTAL	48,209	60,789	64,420	50,055	57,295	1,48,01,730	1,71,94,860	1,87,01,834	1,30,11,262	1,14,20,704
Other sorts (I. C.)—	Tons	Tons	Tons	Tons	Tons					
United Kingdom	556	820	100	309	89	1,03,180	1,06,630	25,304	64,883	12,441
Aden and Dependencies . . .	34	7	10	6,590	2,040	1,300	187	115
Mesopotamia *	—	—	27	3	1	—	—	6,481	1,005	212
Maldives	29	6,290	21
Ceylon	8,440	7,975	4,958	60	30	16,44,890	13,96,720	7,49,425	10,841	6,760
Straits Settlements (including Labuan)	11	39	..	2	2	1,960	8,800	..	365	140
Hongkong	23	2,585
Natal	30	26	55	9,950	..	50	6,916	13,752
Kenya Colony	19	2	1	9	30	5,150	780	390	2,811	8,100
Somaliand Protectorate	94	71	23,000	20,000
Mauritius and Dependencies .	4	..	16	8	29	1,470	150	8,877	1,805	6,054
Other British Possessions . .	1	1	..	3	5	200	830	333	1,034	1,262
TOTAL BRITISH EMPIRE	9,095	8,907	6,183	420	264	17,73,390	15,45,440	8,07,181	90,447	52,331
Germany	10	6	32	1,024	1,032	4,850
Belgium	5	150	1,284
Turkey, Asiatic
Red Sea	1	..	—	—	—	500	..	—	—	—
Persian Gulf	43	34	—	—	—	9,870	7,140	—	—	—
Maskat Territory and Trucial Oman	28	60	2	2,262
Other Native States in Arabia	6	1,125	..	60
Persia	2	1	7	..	2	650	240	1,349	..	305
Portuguese East Africa . . .	16	10	13	4,920	90	27	2,261	3,789
Reunion	7	2	1	4	1	1,920	30	375	682	240
United States of America— via Atlantic Coast	12	3,173	..
Other Foreign Countries . . .	1	180	400	447	200	194
TOTAL FOREIGN COUNTRIES	70	37	24	32	81	18,100	7,960	5,447	7,601	13,164

* Included in Turkey, Asiatic prior to 1921-22.
† Shown as "Tanganyika Territory" under the British Empire from 1921-22.
‡ Shown as a Foreign Country from 1923-24.

No. 14—continued

ARTICLES, AND COUNTRIES OF FINAL DESTINATION; ALSO SHARE OF EACH PROVINCE	QUANTITY					VALUE				
	1919-20	1920-21	1921-22	1922-23	1923-24	1919-20	1920-21	1921-22	1922-23	1923-24
	Tons	Tons	Tons	Tons	Tons	R	R	R	R	R
Grain, Pulse, and Flour —continued										
<i>Other sorts (I. C.)—contd.</i>										
Share of Bengal	18	24	..	3,030	132	..	2,065
„ Bombay	2,106	2,086	411	389	292	4,00,380	6,10,910	1,02,706	85,968	58,265
„ Sind	40	36	42	3	18	8,680	7,560	8,925	686	13,025
„ Madras	7,020	6,894	4,744	52	11	13,22,430	9,31,850	6,92,658	10,294	1,600
„ Burma	10	8	2,718	1,000	..
TOTAL	9,105	9,004	5,207	452	345	17,91,490	15,58,340	8,12,628	97,948	65,495
Rest of Grain, Pulse, and Flour	Tons	Tons	Tons	Tons	Tons					
United Kingdom	109,442	276,884	168,911	356,981	795,761	1,89,45,870	4,48,88,610	2,80,20,286	5,20,45,157	10,41,56,202
Gibraltar	7	2,230	..	75	206	618
Malta and Gozo	250	40,000	..
Cyprus	100	16,500
Palestine	—	—	..	25	1	—	—	..	4,375	560
Aden and Dependencies	27,112	16,700	15,308	22,511	19,966	71,20,206	48,97,440	38,89,553	49,35,111	7,76,428
Mesopotamia*	—	—	40,064	10,880	5,911	—	—	82,54,950	24,54,922	11,79,450
Bahrain Islands	16,297	32,382	30,123	39,448	26,776	39,29,870	73,87,380	70,37,051	70,77,739	45,95,257
Maldives	4,917	3,314	3,399	2,320	2,207	9,11,050	7,40,090	6,58,548	4,55,952	4,11,798
Ceylon	305,495	348,180	368,587	423,121	447,820	4,95,73,120	5,70,43,270	6,79,14,321	7,45,98,339	7,15,44,524
Straits Settlements (including Labuan)	162,494	198,247	149,260	165,929	214,518	2,11,60,770	3,15,54,800	2,52,20,266	3,00,58,717	3,23,58,061
Federated Malay States	4,168	42,464	1,680	24,658	22,257	6,97,440	67,78,510	3,18,219	40,10,832	31,50,964
British Borneo	58	9,420
Hongkong	15,582	20,110	34,534	105,979	80,362	20,84,640	29,03,150	47,21,806	1,59,80,193	1,06,46,736
Egypt †	1,954	59,089	47,862	104,612	—	5,51,550	94,74,980	90,81,000	1,86,12,848	—
Cape of Good Hope	1,123	7,882	1,014	8,861	5,904	1,76,310	14,45,240	1,84,116	16,87,061	11,49,187
Natal	6,064	7,043	10,116	18,497	21,729	13,85,050	13,26,620	20,02,968	38,13,101	39,73,733
Transvaal	30	17	9	145	391	5,900	930	2,317	30,632	73,218
Rhodesia	150	4	5	16	..	35,030	850	1,315	554	..
Zanzibar and Pemba	10,512	8,191	11,168	17,183	21,612	17,19,710	17,57,650	24,90,818	37,78,994	41,51,039
Kenya Colony	7,269	7,836	6,831	5,843	4,914	19,81,270	21,16,400	17,99,477	15,07,433	12,38,891
Tanganyika Territory	—	—	517	561	522	—	—	1,59,642	1,82,511	1,44,320
Uganda Protectorate	—	—	12	3	..	—	—	3,450	1,761	..
Somaland Protectorate	2,864	1,227	2,781	1,662	1,294	6,86,790	3,11,610	6,49,316	3,84,599	2,72,216
Anglo-Egyptian Sudan	—	—	3,583	2,802	1,380	—	—	11,23,801	7,00,496	3,21,111
Mauritius and Dependencies	47,198	42,300	64,526	78,534	59,877	69,32,220	92,80,340	1,45,52,679	1,62,14,792	1,09,94,303
Seychelles	1,471	1,527	1,674	2,153	2,128	3,71,350	3,08,430	3,77,491	5,04,708	4,38,748
Canada—										
Vid Atlantic Coast	700	2,150	2,670	1,14,400	3,90,075	4,20,354
„ Pacific „	201	39,241
British West India Islands	772	6,128	16,508	26,432	..	1,86,360	12,27,488	20,64,451	42,78,329
British Honduras	200	38,000	..
British Guiana	107	285	402	929	961	29,910	67,150	1,03,137	2,16,842	1,07,058
Western Australia	5	..	8	422	51	1,430	..	1,845	71,995	5,054
South Australia (including Northern Territory)	3	..	130	256	..	440	120	22,027	40,748
Victoria	146	3,296	8,731	10,100	3,090	30,930	5,48,300	13,89,124	16,27,256	4,61,275
New South Wales	738	16,007	4,248	18,465	12,604	1,12,400	26,23,250	6,60,384	31,52,149	20,23,503
Queensland	20	..	1,701	3,366	94	5,700	..	2,21,716	5,23,322	13,633
Australian Commonwealth (Total)	909	19,366	14,438	32,483	16,096	1,60,550	31,71,990	22,73,184	53,96,739	25,62,273
New Zealand (including Nauru and Br. Samoa)	9	70	27	455	1,748	1,160	10,590	4,785	85,789	3,43,354
Fiji Islands	1,060	1,022	130	458	150	3,08,060	1,61,120	22,093	84,710	25,409
TOTAL BRITISH EMPIRE	726,354	1,100,912	978,912	1,465,602	1,783,115	11,87,77,190	18,57,93,560	18,31,33,040	24,92,57,677	26,30,12,194
Russia—										
Northern Russia	500	90,000	..
Finland	2,000	1,250	1,550	3,15,580	2,08,378	2,28,336
Denmark	615	96,100
Sweden	2,621	6,456	4,31,400	10,80,825
Norway	656	500	400	5,150	..	1,02,500	90,000	66,000	6,81,720
Germany	88,595	244,567	345,226	476,070	..	1,40,00,930	4,20,68,045	5,36,83,445	7,02,85,075

* Included in Turkey, Asiatic prior to 1921-22.
† Shown as a Foreign country from 1924-25.

GENERAL EXPORTS

(616)

INDIAN MERCHANDISE

No. 14—continued

ARTICLES, AND COUNTRIES OF FINAL DESTINATION; ALSO SHARE OF EACH PROVINCE	QUANTITY					VALUE				
	1910-20	1920-21	1921-22	1922-23	1923-24	1910-20	1920-21	1921-22	1922-23	1923-24
Grain, Pulse, and Flour —continued Total Grain, Pulse, and Flour —continued	Tons	Tons	Tons	Tons	Tons	Rs	Rs	Rs	Rs	Rs
Netherlands	33,432	18,544	35,503	67,363	110,180	63,31,210	29,75,410	54,41,556	97,69,527	1,42,88,472
Belgium	24,427	42,266	8,621	25,875	86,139	40,73,390	67,85,780	14,80,104	37,00,753	1,08,26,434
France	3,497	19,813	1	18,580	91,579	6,02,810	29,53,440	817	26,55,302	1,25,11,054
Portugal	7,912	1,300	4,500	4,251	..	13,29,090	2,34,000	8,00,000	6,99,785
Switzerland	6,360	9,72,690
Italy	532	15,199	22,256	13,157	58,000	61,550	27,89,990	85,89,631	18,36,814	74,36,574
Fiume	—	—	..	4,000	13,257	—	—	..	6,00,000	22,01,136
Austria	409	1,000	..	8,400	15,013	62,000	1,80,000	..	11,84,000	25,47,670
Hungary
Greece	71	1,396	..	1,926	4,031	16,590	2,42,740	..	3,17,836	4,21,686
Roumania	100	14,336
Turkey, European	148	18	..	120	102	25,500	6,400	..	22,875	14,961
Turkey, Asiatic	3,560	1,005	64	8,76,031	2,16,107	11,210
Red Sea	24,592	39,631	—	—	—	69,72,200	97,24,220	—	—	—
Persian Gulf	10,333	14,129	—	—	—	24,38,520	30,79,150	—	—	—
Syria	—	—	..	221	4	—	—	..	34,125	1,400
Maskat Territory and Trucial Oman	14,460	19,007	28,815	37,491	37,847	31,87,180	43,73,150	66,13,860	75,48,837	65,52,050
Other Native States in Arabia	8,697	22,435	40,417	55,613	50,446	19,96,240	52,15,760	95,67,416	1,18,32,375	87,80,216
Perals	10,035	12,012	7,670	12,234	11,086	24,24,470	27,60,190	18,36,644	25,37,150	20,38,243
Honjam Island	24	43	80	59	119	6,930	12,150	23,563	15,114	21,592
Sumatra	796	6,703	32,168	71,288	55,312	81,000	7,49,250	47,60,200	1,00,09,008	79,00,239
Java	6,032	27,715	133,479	75,950	133,824	7,83,670	49,29,980	2,14,03,463	1,18,85,729	1,94,83,382
Celebes and other Islands	160	2,600	120	29,300	3,77,127	18,517
Slam	817	1,107	4,690	7,231	6,360	1,14,310	1,43,540	7,70,554	12,05,910	10,46,021
Philippine Islands and Guam	2	1,504	..	6	..	400	2,25,780	..	1,420	85
Formosa	500	2	60,000	340
China (exclusive of Hongkong and Macao)	22	8,894	17,616	167,657	159,928	3,630	4,84,600	26,40,831	1,96,87,371	2,48,17,775
Korea	10	..	2,000	1,600	..	3,70,000
Japan	1,040	15,149	63,555	105,302	159,402	1,17,080	17,54,730	92,77,417	1,51,70,402	2,38,83,496
Egypt †	2,300	2,70,072	..
Algeria	5,046	5,980	4,06,060	5,34,590	4,27,503	11,11,513	11,97,601
Portuguese East Africa	1,658	2,990	2,059	9	3,017	1,755	2,829	4,08,893
Madagascar	4	20	78	3,717	18,225
Reunion	12	4	1	3,430	310	375
German East Africa †	2,286	719	4,98,880	2,01,460
Italian East Africa (Somali- land and Eritrea)	1,106	638	106	775	1,731	3,66,390	4,24,430	34,941	1,63,772	3,10,375
French Somaliland	218	16	304	56,040	3,900	53,902
United States of America— Via Atlantic Coast	33	523	2,104	744	342	8,120	1,42,710	4,60,039	1,55,201	61,596
.. Pacific	4	..	30	..	30	762
Cuba	5,700	10,051	15,334	88,035	90,034	16,14,540	28,13,140	35,01,892	1,67,92,417	1,50,14,678
Haiti and St. Domingo	558	504	2,910	5,305	..	89,010	95,844	5,32,956	8,15,840
French West Indies	4,050	3,919	8,47,800	6,31,899
Panama	500	87,277	..
Dutch Guiana	15	18	91	129	165	3,810	4,260	24,252	24,295	27,780
French Guiana	49	7,899
Argentine Republic (Includ- ing the Atlantic Coast of Patagonia)	1,100	3,175	2,18,676	4,76,705
Chile (including the Pacific Coast of Patagonia)	631	584	476	968	..	1,11,110	1,10,100	1,08,628	1,27,978
Peru	30	4,028
Bolivia	500	85,802	..
Other Islands in the Pacific	1,100	3,30,000
Other Foreign Countries	340	21
TOTAL FOREIGN COUNTRIES	151,485	385,861	674,209	1,132,572	1,645,051	3,26,80,070	7,07,00,450	11,67,01,477	17,55,05,546	24,57,02,570
Share of Bengal	73,587	36,717	36,338	257,446	441,487	1,51,65,970	92,72,370	94,11,934	6,01,64,075	6,37,20,011
.. Bihar and Orissa	1,619	3,421	2,82,480	4,21,061
.. Bombay	114,720	74,710	45,244	63,179	83,910	3,11,69,360	2,11,63,180	1,37,84,507	1,63,34,556	1,60,77,220
.. Sind	41,596	344,932	192,859	351,995	945,384	98,34,450	6,53,89,770	4,04,92,290	5,63,49,292	12,68,01,030
.. Madras	9,147	12,449	57,739	54,370	78,361	17,32,330	21,33,650	1,12,81,290	1,04,90,027	1,38,96,215
.. Burma	638,789	1,617,965	1,320,441	1,664,565	2,874,290	9,25,65,060	15,84,85,040	22,49,27,496	29,01,42,793	28,97,91,056
TOTAL	877,839	1,436,773	1,653,121	2,598,174	3,428,100	15,14,57,200	25,64,94,010	29,98,97,517	42,47,03,223	50,87,14,693

† Shown as "Tanganyika Territory" under the British Empire from 1921-22.
‡ Shown as a Foreign country from 1923-24.

No. 14—continued

ARTICLES AND COUNTRIES OF FINAL DESTINATION; ALSO SHARE OF EACH PROVINCE)	QUANTITY					VALUE				
	1919-20	1920-21	1921-22	1922-23	1923-24	1919-20	1920-21	1921-22	1922-23	1923-24
	Cwts.	Cwts.	Cwts.	Cwts.	Cwts.	Rs.	Rs.	Rs.	Rs.	Rs.
Gums and Resins—										
<i>Arabic</i> (II. D)—										
United Kingdom	1,197	74	818	1,801	1,166	47,000	1,920	35,815	47,810	32,509
Aden and Dependencies	1	140	..	40	3,270	..
Straits Settlements (including Labuan).	15	18	144	20	110	450	700	3,584	440	2,560
Hongkong	81	..	424	1,100	..	8,300
Mauritius and Dependencies	51	1,700	..
Victoria	63	21	2,330	840
Australian Commonwealth (Total)	63	21	2,136	840
Other British Possessions	15	13	12	22	19	670	350	520	685	785
TOTAL BRITISH EMPIRE	1,228	105	1,005	2,108	1,740	48,160	2,070	41,019	50,350	44,094
Germany	11	730	885	261	..	480	15,890	33,476	7,450
Belgium	401	1,255	4,510	6,010	53,466	1,45,154
France	214	423	115	2,743	1,049	9,630	8,100	4,249	77,809	48,907
Spain	240	7,510
Italy	104	105	2,735	1,575
China (exclusive of Hongkong and Macao)	97	178	140	2,900	5,105	3,950
Japan	2	70	44	75	2,725	1,400
United States of America— Via Atlantic Coast	487	101	..	723	2,597	11,840	4,060	..	21,444	78,253
Other Foreign Countries	29	6	6	5	4	1,160	210	220	240	110
TOTAL FOREIGN COUNTRIES	1,131	781	950	5,043	9,300	28,630	20,060	23,384	1,96,860	2,86,790
<i>Share of Bengal</i>	19	15	106	20	99	740	470	2,274	440	2,910
.. Bombay	2,331	845	1,834	7,973	10,911	75,720	21,800	61,849	2,50,983	3,29,783
.. Sind	9	330
.. Madras	53	1,787	..
.. Burma	26	15	560	230
TOTAL	2,359	886	1,955	8,046	11,040	78,790	23,080	64,353	2,53,210	3,31,793
<i>Benjamin</i> (II. D)—										
Aden and Dependencies	17	..	8	1,500	..	200
Ceylon	29	3	7	..	7	1,180	150	260	10	166
Mauritius and Dependencies	11	4	3	23	23	670	240	120	1,050	1,200
Other British Possessions	2	10	6	2	..	80	1,070	270	280	..
TOTAL BRITISH EMPIRE	59	26	18	30	30	3,430	1,460	840	1,370	1,420
TOTAL FOREIGN COUNTRIES	4	4	2	3	..	750	160	49	175	20
<i>Share of Bengal</i>	11	10	4	32	23	670	760	200	1,520	1,260
.. Bombay	36	..	7	2,180	..	350
.. Sind	4	4	2	1	..	750	170	42	15	20
.. Madras	12	16	7	..	7	530	750	260	10	160
TOTAL	63	80	20	35	30	4,130	1,620	889	1,545	1,446
<i>Gibbanum or Frankincense</i> (II. D)—										
TOTAL BRITISH EMPIRE	3	20	14	69	51	30	780	412	1,455	510
Italy	62	1,662	..
Mascat Territory and Trucial Oman	6	168	1,220	2,710
United States of America— Via Atlantic Coast	375	6,250
Other Foreign Countries	2	62	4	110	1,250	120
TOTAL FOREIGN COUNTRIES	6	543	2	124	4	1,220	8,060	110	2,812	120
<i>Share of Bengal</i>	4	10	..	120
.. Bombay	380	9	182	6,380	325	3,997	..
.. Sind	6	170	1,220	3,110
.. Madras	3	13	7	11	51	30	250	157	470	510
TOTAL	9	563	16	198	55	1,250	9,740	522	4,267	630

GENERAL EXPORTS

(618)

INDIAN MERCHANDISE

No. 14—continued

ARTICLES AND COUNTRIES OF FINAL DESTINATION; ALSO SHARE OF EACH PROVINCE	QUANTITY					VALUE				
	1919-20	1920-21	1921-22	1922-23	1923-24	1919-20	1920-21	1921-22	1922-23	1923-24
Gums and Resins—										
<i>continued</i>										
Resin (II. D)—	Cwts.	Cwts.	Cwts.	Cwts.	Cwts.	R	R	R	R	R
United Kingdom	446	489	61	9,868	18,545	10,080	11,640	4,000	1,92,275	3,14,517
Straits Settlements (including Labuan)	30	20	1,500	670
Cape of Good Hope	332	9,340
Mauritius and Dependencies	111	8	42	2,380	180	420
Western Australia	223	2,501	..
South Australia (including Northern Territory)	222	2,491	..
Victoria	3,806	9,102	..
New South Wales	227	2,408	..
<i>Australian Commonwealth (Total)</i>	4,472	56,602	..
Other British Possessions	45	23	22	48	1	980	670	512	846	22
TOTAL BRITISH EMPIRE	856	532	194	14,896	18,588	21,900	12,980	6,892	2,49,808	3,14,959
Norway	110	2,250
Germany	94	2,400	..
Netherlands	134	1,620	1,136	32,250
Italy	1,904	2,970	41,325	53,255
Java	224	2,162	12	10,329	3,120	6,540	43,900	180	1,41,362	24,835
Siam	210	4,500	..
China (exclusive of Hongkong and Macao)	6,025	4,945	224	1,481	..	1,38,160	1,42,550	4,018	17,289	..
Other Foreign Countries	5	8	..	200	160	..
TOTAL FOREIGN COUNTRIES	6,254	7,107	236	20,160	7,820	1,39,000	1,86,450	4,196	2,08,162	1,12,590
<i>Share of Bengal</i>	<i>566</i>	<i>2,206</i>	<i>129</i>	<i>20,616</i>	<i>3,163</i>	<i>16,020</i>	<i>45,240</i>	<i>2,704</i>	<i>1,78,769</i>	<i>23,277</i>
.. <i>Bombay</i>	<i>6,513</i>	<i>5,385</i>	<i>385</i>	<i>1,44,230</i>	<i>1,62,950</i>	<i>8,616</i>
.. <i>Gini</i>	<i>49</i>	<i>8</i>	<i>13,932</i>	<i>23,245</i>	..	<i>1,240</i>	<i>128</i>	<i>2,79,006</i>	<i>4,02,267</i>
.. <i>Madras</i>	<i>30</i>	..	<i>8</i>	<i>1,500</i>	..	<i>240</i>
.. <i>Burma</i>	<i>1</i>	<i>8</i>	..	<i>60</i>	<i>180</i>	<i>6</i>
TOTAL	7,110	7,639	430	34,556	26,408	1,61,800	1,99,430	11,088	4,57,055	4,27,549
Other sorts (II. D)—	Cwts.	Cwts.	Cwts.	Cwts.	Cwts.					
United Kingdom	10,387	4,803	337	820	1,144	5,31,770	2,10,330	8,550	21,455	31,830
Mesopotamia *	31	12	54	989	205	1,530
Ceylon	22	57	46	37	33	990	1,010	987	1,061	1,478
Straits Settlements (including Labuan)	2,100	709	289	10	45	93,140	12,860	3,465	420	1,585
Hongkong	758	1,494	513	1,169	1,883	13,480	20,040	9,268	21,024	34,690
Egypt †	4	..	19	480	..	1,275
Canada— Via Atlantic Coast	498	23,920
Other British Possessions	27	44	32	17	6	1,270	1,210	1,481	660	264
TOTAL BRITISH EMPIRE	13,706	7,107	1,266	2,065	3,165	6,05,120	2,46,350	26,025	45,425	71,347
Sweden	100	7,500
Germany	420	120	510	1,422	..	17,110	4,800	16,166	30,517
Netherlands	105	2,835	..
Belgium	618	229	..	535	3,103	23,660	9,240	..	10,490	64,321
France	312	..	1,643	1,780	..	13,220	41,914
Italy	105	100	1,050
Persia	1	1	7	5	441	200	210	173	45,516	7,330
Java	105	2,350
China (exclusive of Hongkong and Macao)	186	2,000	19
Japan	85	120	1,440	1,800	2	..
United States of America— Via Atlantic Coast	13,167	11,116	2,494	6,983	10,708	6,76,680	4,88,980	99,656	2,30,271	2,88,206
Other Foreign Countries	58	62	10	3	29	1,450	1,220	410	200	939
TOTAL FOREIGN COUNTRIES	14,049	12,225	2,751	9,970	17,568	7,11,820	5,31,420	1,00,839	3,18,580	434,287
<i>Share of Bengal</i>	<i>231</i>	<i>123</i>	<i>19</i>	<i>6</i>	<i>59</i>	<i>10,950</i>	<i>3,220</i>	<i>556</i>	<i>415</i>	<i>4,434</i>
.. <i>Bombay</i>	<i>27,524</i>	<i>18,979</i>	<i>3,948</i>	<i>11,966</i>	<i>20,570</i>	<i>13,02,700</i>	<i>7,53,710</i>	<i>1,30,652</i>	<i>3,52,641</i>	<i>492,565</i>
.. <i>Sind</i>	<i>15</i>	<i>35</i>	<i>6</i>	<i>13</i>	<i>7</i>	<i>220</i>	<i>360</i>	<i>774</i>	<i>3,335</i>	<i>526</i>
.. <i>Madras</i>	<i>75</i>	<i>155</i>	<i>44</i>	<i>18</i>	<i>25</i>	<i>3,040</i>	<i>19,910</i>	<i>882</i>	<i>614</i>	<i>1,310</i>
.. <i>Burma</i>	<i>40</i>	..	<i>32</i>	<i>72</i>	..	<i>670</i>	..	<i>2,000</i>	<i>7,000</i>
TOTAL	27,845	10,332	4,017	12,035	20,733	13,16,940	7,77,770	1,32,864	3,59,005	505,634

* Included in Turkey, Asiatic prior to 1921-22.
† Share of a Foreign country from 1923-24.

No. 14—continued

ARTICLES, AND COUNTRIES OF FINAL DESTINATION; ALSO SHARE OF EACH PROVINCE	QUANTITY					VALUE				
	1919-20	1920-21	1921-22	1922-23	1923-24	1919-20	1920-21	1921-22	1922-23	1923-24
	Cwts.	Cwts.	Cwts.	Cwts.	Cwts.	R	R	R	R	R
Gums and Resins—cond.										
<i>Total Gums and Resins—</i>										
United Kingdom	12,030	5,368	1,216	12,492	20,855	5,88,850	2,23,910	48,365	2,01,024	3,78,856
Aden and Dependencies	29	..	4	146	..	1,730	..	230	3,270	..
Mesopotamia *	—	—	34	12	54	—	—	1,149	205	1,630
Ceylon	84	86	80	74	97	8,000	1,750	2,044	1,928	2,886
Straits Settlements (including Labuan)	2,145	747	435	67	155	35,090	14,230	7,049	1,610	4,145
Hongkong	738	1,494	544	1,169	2,307	13,480	20,940	10,808	21,624	42,669
Egypt †	4	..	19	480	..	1,275
Cape of Good Hope	332	2	9,340	180
Natal	1	5	10	49	1	60	200	635	1,150	70
Mauritius and Dependencies	29	32	127	90	66	1,500	1,040	2,950	3,110	1,744
Canada—										
<i>Via Atlantic Coast</i>	498	23,990
Western Australia	223	2,501	..
South Australia (including Northern Territory)	222	2,491	..
Victoria	3,869	21	51,538	840
New South Wales	2	2	..	221	..	80	100	..	2,408	..
<i>Australian Commonwealth (Total)</i>	2	2	..	4,535	21	80	100	..	58,938	840
Other British Possessions	30	54	30	29	18	1,040	2,130	1,123	944	705
TOTAL BRITISH EMPIRE	15,942	7,790	2,497	18,063	23,574	6,78,640	2,04,540	75,188	3,54,403	4,33,236
Sweden	100	7,500
Norway	110	2,250
Germany	..	431	850	1,469	1,683	..	17,590	20,600	52,042	37,967
Netherlands	230	1,020	3,971	32,250
Belgium	1,019	229	..	1,780	7,613	29,670	9,240	..	63,956	2,09,475
France	214	735	115	4,386	3,409	9,630	21,320	4,249	1,23,185	90,821
Spain	..	240	7,210
Italy	2,070	3,180	45,622	55,880
Turkey, Asiatic	..	3	120
Red Sea
Persian Gulf	45	5	1,260	190
Mascat Territory and Trucial Oman	11	171	5	3	5	2,610	2,800	189	145	160
Persia	..	18	9	..	441	..	280	283	100	7,340
Java	331	2,162	12	16,329	3,124	9,090	43,900	190	1,41,362	24,955
Siam	2	17	1	210	..	150	670	41	4,500	..
China (exclusive of Hongkong and Macao)	6,025	4,945	321	1,845	140	1,33,160	1,42,550	6,916	24,374	3,909
Japan	1	85	122	70	44	50	1,440	1,875	2,727	1,400
United States of America— <i>Via Atlantic Coast</i>	13,654	11,592	2,494	7,706	13,295	6,38,560	4,98,290	99,656	2,57,715	3,60,459
Other Foreign Countries	42	27	12	78	28	1,300	450	439	1,880	891
TOTAL FOREIGN COUNTRIES	21,444	20,660	2,941	36,200	34,692	8,82,320	7,47,050	1,34,523	7,21,579	4,33,816
<i>Share of Bengal</i>	<i>827</i>	<i>2,853</i>	<i>268</i>	<i>20,674</i>	<i>3,348</i>	<i>28,410</i>	<i>49,630</i>	<i>5,744</i>	<i>1,37,144</i>	<i>33,101</i>
<i>Bombay</i>	<i>36,404</i>	<i>25,589</i>	<i>6,683</i>	<i>20,121</i>	<i>31,511</i>	<i>15,24,530</i>	<i>9,34,640</i>	<i>2,01,222</i>	<i>9,07,621</i>	<i>8,22,148</i>
<i>Sind</i>	<i>34</i>	<i>858</i>	<i>16</i>	<i>13,946</i>	<i>23,252</i>	<i>2,520</i>	<i>4,880</i>	<i>961</i>	<i>2,82,356</i>	<i>4,02,312</i>
<i>Madras</i>	<i>120</i>	<i>184</i>	<i>66</i>	<i>82</i>	<i>53</i>	<i>5,150</i>	<i>20,910</i>	<i>1,569</i>	<i>2,661</i>	<i>1,936</i>
<i>Burma</i>	<i>1</i>	<i>65</i>	<i>15</i>	<i>40</i>	<i>72</i>	<i>50</i>	<i>1,530</i>	<i>230</i>	<i>2,180</i>	<i>7,005</i>
TOTAL	37,386	28,450	6,438	54,863	58,266	15,60,960	10,11,590	2,00,716	10,75,982	12,67,052
Hardware and cutlery, including platedware (Ill. D)										
United Kingdom	—	—	—	—	—	39,910	1,06,780	44,204	46,866	61,692
Gibraltar	—	—	—	—	—	..	400	10	2,555	..
Aden and Dependencies	—	—	—	—	—	18,900	25,250	29,713	23,101	16,731
Mesopotamia *	—	—	—	—	—	86,220	29,430	29,725
Bahrain Islands	—	—	—	—	—	66,110	49,660	27,314	44,978	62,048
Maldives	—	—	—	—	—	2,480	570	5,544	2,992	3,418
Ceylon	—	—	—	—	—	82,430	1,23,640	1,98,867	2,33,691	4,37,754

* Included in Turkey, Asiatic prior to 1921-22.

† Shown as "Tanzanyika Territory" under the British Empire from 1921-22.

‡ Shown as a Foreign country from 1923-24.

GENERAL EXPORTS

(620)

INDIAN MERCHANDISE

No. 11—continued

ARTICLES, AND COUNTRIES OF FINAL DESTINATION; ALSO SHARE OF EACH PROVINCE	QUANTITY					VALUE				
	1919-20	1920-21	1921-22	1922-23	1923-24	1919-20	1920-21	1921-22	1922-23	1923-24
	Cwts.	Cwts.	Cwts.	Cwts.	Cwts.	R	R	R	R	R
Hardware and cutlery, including platedware (iii. D) —contd.										
Straits Settlements (including Labuan)	—	—	—	—	—	54,210	82,500	56,222	53,334	53,950
Federated Malay States	—	—	—	—	—	10,110	21,030	17,306	12,215	18,103
Hongkong	—	—	—	—	—	8,570	9,640	7,881	8,306	5,624
Egypt †	—	—	—	—	—	670	3,520	730	742	—
Cape of Good Hope	—	—	—	—	—	140	2,144	..
Natal	—	—	—	—	—	5,470	7,140	2,170	7,325	3,556
Zanzibar and Pemba	—	—	—	—	—	9,400	22,040	12,718	16,363	23,452
Kenya Colony	—	—	—	—	—	16,290	62,000	13,773	14,588	21,918
Tanganyika Territory	—	—	—	—	—	—	—	3,081	3,610	8,107
Anglo-Egyptian Sudan	—	—	—	—	—	—	—	14,075	12,705	11,307
Mauritius and Dependencies	—	—	—	—	—	1,640	18,170	39,404	37,500	27,002
Seychelles	—	—	—	—	—	..	960	1,050	1,575	2,260
Canada— Pac. Coast	—	—	—	—	—	225	4,750	..
South Australia (including Northern Territory)	—	—	—	—	—	225	150
Victoria	—	—	—	—	—	30	350	..	32	500
New South Wales	—	—	—	—	—	6,310	1,200	..	255	2,027
Australian Commonwealth (Total)	—	—	—	—	—	6,340	1,540	..	512	2,776
New Zealand (including Nauru and Br. Samoa)	—	—	—	—	—	..	940	1,270	655	1,720
Fiji Islands	—	—	—	—	—	130	7,300	920	4,847	6,341
Other British Possessions	—	—	—	—	—	280	10	831	287	..
TOTAL BRITISH EMPIRE	—	—	—	—	—	3,22,940	5,43,370	5,63,852	5,65,471	8,08,704
Belgium	—	—	—	—	—	18,000
Franco	—	—	—	—	—	3,000	..	45	1,852	1,150
Switzerland	—	—	—	—	—	1,510	360
Italy	—	—	—	—	—	270	..	20	1,345	..
Turkey, Asiatic	—	—	—	—	—
Red Sea	—	—	—	—	—	1,700	3,350	—	—	—
Persian Gulf	—	—	—	—	—	1,09,020	98,830	—	—	—
Mascat Territory and Trucial Oman	—	—	—	—	—	40,450	41,210	46,709	50,653	76,891
Other Native States in Arabia	—	—	—	—	—	41,870	15,270	26,626	23,711	26,339
Persia	—	—	—	—	—	80,520	68,530	64,855	70,133	1,06,050
Java	—	—	—	—	—	6,280	20,800	20,130	5,453	730
Sumatra	—	—	—	—	—	580	8,060	3,441	3,000	12,412
Indo-China (including Cochinchina, Cambodia, Annam, Tonkin and French leased territories in China)	—	—	—	—	—	1,040
China (exclusive of Hongkong and Macao)	—	—	—	—	—	31,280	1,630	250	1,067	3,751
Japan	—	—	—	—	—	390	30	..	1	1,207
Portuguese East Africa	—	—	—	—	—	10,030	27,070	23,752	4,680	11,700
Madagascar	—	—	—	—	—	270	1,700	50
Reunion	—	—	—	—	—	..	1,290	..	110	..
German East Africa †	—	—	—	—	—	1,450	2,200	—	—	—
Italian East Africa (Somaliland and Entrea)	—	—	—	—	—	1,100	60	3,860	7,200	900
French Somaliland	—	—	—	—	—	2,750	..	1,465
United States of America— Pac. Coast	—	—	—	—	—	320	5,480	6,102	4,641	4,510
„ Pacific „	—	—	—	—	—	..	2,200	..	2	..
Other Foreign Countries	—	—	—	—	—	1,276	370	1,892	788	1,736
TOTAL FOREIGN COUNTRIES	—	—	—	—	—	3,31,500	2,93,060	1,99,237	1,77,346	2,65,745
Share of Bengal	—	—	—	—	—	71,170	1,41,610	49,708	72,186	57,222
„ Bombay	—	—	—	—	—	3,87,860	4,19,210	3,83,969	3,27,575	1,24,271
„ Sind	—	—	—	—	—	46,580	79,590	33,481	36,261	19,639
„ Madras	—	—	—	—	—	1,46,600	1,37,620	2,74,799	3,00,343	3,31,709
„ Burma	—	—	—	—	—	2,230	5,370	21,132	4,452	12,155
TOTAL	—	—	—	—	—	6,54,440	8,36,430	7,63,089	7,42,817	10,74,449

† Shown as "Tanganyika Territory" under the British Empire from 1921-22.
‡ Shown as a foreign country from 1923-24.

No. 14—continued

ARTICLES, AND COUNTRIES OF FINAL DESTINATION; ALSO SHARE OF EACH PROVINCE	QUANTITY					VALUE				
	1919-20	1920-21	1921-22	1922-23	1923-24	1919-20	1920-21	1921-22	1922-23	1923-24
	Tons	Tons	Tons	Tons	Tons	R	R	R	R	R
Hides and skins, raw*— <i>Hides, raw—</i>										
Buffalo Hides (H.E.)—										
United Kingdom	4,098	866	848	935	619	42,19,220	6,16,200	4,06,461	5,12,196	4,36,000
Cyprus	5	..	1	1	..	2,290	..	479	500	..
Palestine	—	—	..	5	..	—	—	..	1,425	..
Ceylon	108	63	72	20	9	74,590	20,100	15,576	5,733	3,127
Straits Settlements (including Labuan)	67	31	66	7	..	24,250	12,000	14,198	3,405	180
Hongkong	5	31	2,620	14,087
Egypt †	150	23	130	304	—	1,02,150	11,520	54,119	1,36,039	—
Canada—										
<i>Via Atlantic Coast.</i>	5	3,387
Other British Possessions	2	1,400
TOTAL BRITISH EMPIRE	4,336	990	1,158	1,278	628	44,22,500	6,72,960	5,68,306	6,59,358	4,39,190
Finland	2	5	1,627	3,281
Sweden	9	5,070
Norway	3	3	1,802	2,900
Germany	2	445	677	1,124	1,062	840	3,55,790	4,32,332	7,22,349	14,07,955
Netherlands	233	125	37	71	88	2,16,360	73,640	17,563	41,908	71,235
Belgium	75	19	25	1,03,120	18,900	25,080
France	34	57	8	33	52	40,610	24,030	4,000	17,572	29,358
Spain	28	42	30	11	32	23,480	20,720	15,271	6,375	33,700
Italy	97	173	49	182	1,358	66,250	1,09,680	21,012	1,25,093	13,62,417
Austria	2	1,800
Hungary	57	24,160
(Czechoslovakia	6	6,540
Serb-Croat Slovene State	13	7,084	..
Bulgaria	18	76	240	5,742	42,356	1,50,348
Roumania	16	10,360
Greece	230	76	54	62	124	1,83,180	40,490	24,881	22,146	71,100
Turkey, European	13	76	36	70	167	7,300	39,310	10,391	31,879	71,428
Turkey, Asiatic	17	100	48	5,340	44,009	22,480
Levant and Black Sea	190	146	—	—	—	94,040	99,860	—	—	—
Persian Gulf	9	—	—	—	..	3,650	—	—	—
Syria	79	121	62	30,274	32,652	33,909
Smyrna	152	8	31	63,108	3,575	15,378
Persia	18	30	180	10,225	20,016
Japan	8	4	4,610	2,560	..	200	..
Egypt †	451	2,10,811
Tripoli	14	3	31	5,500	3,000	12,242
Morocco	8	3,230
French West Africa	5	3,310
United States of America—										
<i>Via Atlantic Coast.</i>	6,404	1,088	..	468	204	80,58,500	11,52,310	..	8,09,721	1,71,305
Other Foreign Countries	1	1	1	150	995	1,578
TOTAL FOREIGN COUNTRIES	7,319	2,317	1,171	2,366	4,655	88,04,640	19,05,080	6,45,374	14,45,947	37,37,082
<i>Share of Bengal</i>	7,659	1,774	985	2,288	3,770	83,88,310	15,96,590	5,43,235	14,50,206	32,67,873
<i>Bombay</i>	69	29	10	9	236	95,070	52,600	10,299	11,717	3,13,356
<i>Sind</i>	1,825	347	346	268	163	21,25,060	2,50,540	2,44,689	1,61,097	1,10,563
<i>Madras</i>	36	27	64	24	5	14,950	11,140	11,336	5,512	2,520
<i>Burma</i>	2,066	1,130	925	1,055	1,056	21,03,230	6,97,260	4,04,121	4,76,773	5,12,165
TOTAL	11,655	3,307	2,324	3,644	5,283	1,32,27,140	25,38,070	12,13,680	21,05,305	41,76,478
Cowhides (H. E.)—										
United Kingdom	10,965	2,106	1,052	513	276	1,69,23,340	26,68,790	7,92,705	5,82,389	2,54,006
Gibraltar	1	1,125
Cyprus	20	22,930

* Subject to duty from 11th September, 1919.
† Shows as a Foreign Country from 1923-24.

GENERAL EXPORTS

(622)

INDIAN MERCHANDISE

No. 14—continued

ARTICLES, AND COUNTRIES OF FINAL DESTINATION; ALSO SHARE OF EACH PROVINCE	QUANTITY					VALUE				
	1919-20	1920-21	1921-22	1922-23	1923-24	1919-20	1920-21	1921-22	1922-23	1923-24
Hides and skins, raw— <i>continued</i>	Tons.	Tons.	Tons.	Tons.	Tons.	R	R	R	R	R
Hides, raw—continued										
Cowhides— <i>contd.</i>										
Ceylon	3	1	1	1,450	1,360	586
Strait Settlements (including Labuan)	538	865	1,179	657	107	4,54,650	7,05,600	7,19,366	4,14,209	76,300
Hongkong	2	..	24	5	..	2,450	..	50,964	3,811
Egypt †	7	1	26	26	..	9,860	1,430	14,813	14,018	..
Cape of Good Hope	126	45	..	2	1	2,03,520	30,750	..	3,000	1,611
Natal	10	..	1	9,960	..	2,400	..
Canada— Via Atlantic Coast	455	8,58,580
South Australia (including Northern Territory).	1	3,870
Victoria	10	14	2	1,040	10,090	1,214
New South Wales	6	6	9,760	6,220
Queensland	2	2,100	..
Australian Commonwealth (Total)	17	20	..	2	2	26,660	25,910	..	2,100	1,214
New Zealand (including Nauru and Br. Samoa)	13	10,970
TOTAL BRITISH EMPIRE	12,111	3,083	2,250	1,225	301	1,84,78,060	31,85,650	15,28,505	10,99,260	3,35,917
Russia—										
Northern Russia	10	..	14	7,219	..	12,287
Finland	6	373	648	2,437	3,26,869	5,85,557
Sweden	1,306	809	662	811	1,431	16,26,160	9,08,410	4,15,100	7,14,889	13,97,540
Norway	343	217	291	429	940	5,15,700	1,82,760	1,01,015	3,75,794	9,41,736
Denmark	26	1	..	12	..	18,240	633	..	10,681
Germany	64	3,157	10,862	9,461	11,018	58,310	32,69,590	84,03,332	90,70,067	1,31,72,369
Netherlands	818	109	64	24	102	10,28,020	95,010	58,147	28,266	2,17,509
Belgium	1,042	94	203	17	54	12,89,070	90,870	1,31,183	17,471	70,691
France	987	118	122	133	125	13,05,750	1,71,700	84,534	86,259	1,32,901
Spain	2,445	1,383	2,912	2,283	924	41,53,570	16,28,010	21,46,848	23,10,132	9,17,923
Portugal	10	13,491
Italy	4,984	2,957	4,600	4,894	5,380	70,52,470	28,17,550	31,31,829	44,53,441	66,64,461
Austria	91	12	46	10	8,122	46,230	11,400
Hungary	29	30,000	95,300
Czechoslovakia	81	93,353
Bulgaria	46	74	108	30,886	60,142	1,01,809
Roumania	17	20	10,758	16,781	..
Greece	34	9	100	2	43	38,120	8,710	66,191	4,255	36,318
Turkey, European	4	22	2	15	..	3,650	10,694	1,172	10,128
Turkey, Asiatic	48	..	9	38,209	..	3,922
Syria	3	5	440	1,800
Persia	14	50	8,430	49,936
Japan	28	28	1	42,460	29,720	837
Egypt †	97	70,889
United States of America— Via Atlantic Coast	15,235	..	17	90	145	2,77,85,260	..	24,306	1,17,738	2,18,013
“ Pacific “	1	1,978	1,200	34,43,000
Other Foreign Countries	1	..	10	600	..
TOTAL FOREIGN COUNTRIES	27,316	10,930	19,908	18,677	21,899	4,49,72,090	1,27,62,520	1,47,57,319	1,82,38,076	2,37,25,103
Shares of Bengal	26,169	10,160	18,522	17,239	19,766	4,37,31,040	1,22,21,660	1,35,02,054	1,68,60,137	2,14,67,969
“ Bombay	160	201	86	219	297	2,50,700	1,86,920	1,75,221	4,04,503	4,99,167
“ Sind	7,384	1,633	1,841	1,033	997	1,11,23,040	18,62,570	13,69,426	9,99,434	11,55,259
“ Madras	32	63	40	40	2	42,760	14,630	17,624	76,447	1,422
“ Burma	5,692	2,666	1,766	1,371	1,270	62,12,610	19,32,770	12,31,889	9,97,715	9,39,193
TOTAL	39,427	14,063	22,255	19,902	22,201	6,34,10,150	1,62,48,470	1,62,86,014	1,93,38,236	2,40,62,030
Buffalo skins—										
Buffalo Calf skins (H. E.) (a)—		Tons	Tons	Tons	Tons					
United Kingdom	80	50	19	50	..	74,240	13,051	10,276	37,224
New South Wales	110
Australian Commonwealth (Total)	110
TOTAL BRITISH EMPIRE	..	80	50	19	50	..	74,360	13,051	10,276	37,224

No. 14—continued

ARTICLES, AND COUNTRIES OF FINAL DESTINATION; ALSO SHARE OF EACH PROVINCE	QUANTITY					VALUE				
	1919-20	1920-21	1921-22	1922-23	1923-24	1919-20	1920-21	1921-22	1922-23	1923-24
Hides and skins, raw *— <i>continued</i>						R	R	R	R	R
Hides, raw—continued										
Calf skins— <i>contd.</i>		Tons	Tons	Tons	Tons					
Buffalo Calf skins (II. E) (a) — <i>contd.</i>										
Germany	—	63	37	10	13	—	56,070	38,497	8,081	13,562
Belgium	—	21	..	2	..	—	13,120	..	1,770	..
France	—	77	7	—	43,350	1,001
Spain	—	5	68	3	4	—	3,000	39,241	1,078	2,609
Italy	—	88	71	104	57	—	45,670	32,832	89,578	30,281
United States of America— Via Atlantic Coast	—	70	81	8	..	—	53,480	14,258	4,200	..
Other Foreign Countries	—	2	..	2	1	—	1,240	..	880	282
TOTAL FOREIGN COUNTRIES	—	326	214	189	76	—	2,15,930	1,20,429	1,04,567	61,674
Share of Bengal	—	208	130	119	3	—	1,53,940	61,668	61,575	2,124
.. Bombay	—	5	3	4	3	—	2,900	14,323	6,144	3,709
.. Sind	—	193	136	85	119	—	1,33,330	63,691	47,124	82,765
.. Madras	—	—	110
TOTAL	—	406	264	208	125	—	2,00,280	1,39,480	1,14,843	88,808
Cow Calf skins (II. E)(a)— United Kingdom	—	87	105	28	1	—	1,07,930	48,954	12,708	815
Other British Possessions	—	—	220	500
TOTAL BRITISH EMPIRE	—	87	105	28	1	—	1,08,150	49,454	12,708	815
Sweden	—	104	—	1,23,120
Germany	—	7	6	..	40	—	10,900	4,250	..	56,788
Belgium	—	3	2	1	1	—	3,970	2,176	1,425	2,580
France	—	34	15	1	3	—	33,420	8,762	412	1,471
Spain	—	367	244	112	08	—	4,87,040	2,71,361	1,52,747	77,849
Switzerland	—	2	..	—	2,207	..
Italy	—	32	163	38	39	—	44,300	1,52,564	27,238	61,050
Austria	—	1	..	—	937	..
Syria	—	4	..	—	5,054	..
United States of America— via Atlantic Coast	—	32	12	0	18	—	26,840	7,890	3,046	17,182
TOTAL FOREIGN COUNTRIES	—	570	442	100	109	—	7,20,500	4,47,008	1,93,066	2,16,819
Share of Bengal	—	176	54	28	37	—	1,97,090	36,049	31,478	32,832
.. Bombay	—	11	2	—	21,720	1,290
.. Sind	—	479	491	159	133	—	6,18,350	4,59,079	1,75,190	1,84,802
.. Madras	—	—	580	39
TOTAL	—	666	547	188	170	—	8,37,740	4,96,457	2,04,674	2,17,634
Total Calf skins (II. E)—	Tons	Tons	Tons	Tons	Tons					
United Kingdom	1,214	167	155	47	51	21,78,660	1,82,170	62,005	22,964	38,039
New South Wales	3	2,700	330
Australian Commonwealth (Total)	3	2,700	330
Other British Possessions	2	2,050	..	500
TOTAL BRITISH EMPIRE	1,219	167	155	47	51	21,83,310	1,82,500	62,505	22,984	38,039
Sweden	2	104	2,230	1,23,120
Germany	70	43	10	58	..	66,970	42,747	8,081	69,240
Netherlands	21	1	13,710	420
Belgium	18	24	2	3	1	33,970	17,090	2,176	3,195	2,580
France	387	111	22	1	2	6,09,780	76,770	10,363	412	1,471
Spain	493	372	312	115	72	8,22,280	4,90,040	3,10,602	1,53,806	80,457
Switzerland	2	2,207	..
Italy	631	120	234	197	96	8,38,280	85,970	1,85,306	1,15,810	97,331
Syria	—	4	..	—	5,054	..
United States of America— Via Atlantic Coast	868	102	43	14	18	13,56,700	80,320	22,148	8,146	17,132
Other Foreign Countries	1	1	..	3	1	500	820	..	1,817	282
TOTAL FOREIGN COUNTRIES	2,421	905	656	349	244	36,77,450	9,45,520	5,73,132	2,98,533	2,63,493

* Subject to duty from 11th September, 1919.
(a) Separately recorded from April, 1920.

GENERAL EXPORTS

INDIAN MERCHANDISE

(621)

No. 14—continued

ARTICLES, AND COUNTRIES OF FINAL DESTINATION ; ALSO SHARE OF EACH PROVINCE	QUANTITY					VALUE				
	1919-20	1920-21	1921-22	1922-23	1923-24	1919-20	1920-21	1921-22	1922-23	1923-24
Hides and skins, raw *— <i>continued</i>						R	R	R	R	R
Hides, raw—continued										
Total Calf skins (II. E)— <i>continued</i>	Tons	Tons	Tons	Tons	Tons					
Share of Bengal	596	384	274	148	40	9,04,400	3,51,030	97,615	93,053	35,356
„ Bombay	43	16	10	4	3	71,500	24,620	15,613	6,144	3,709
„ Sind	2,950	672	627	244	252	45,68,020	7,51,680	5,22,670	2,22,320	2,67,567
„ Madras	52	3,16,840	690	39
TOTAL	3,640	1,072	811	396	295	58,60,760	11,28,020	6,35,937	3,21,517	3,06,532
Other hides (II. E)—	Tons	Tons	Tons	Tons	Tons					
United Kingdom	16	1	25,940	880	20	..	15
Other British Possessions	22	..
Total British Empire	16	1	25,940	880	20	22	15
Germany	4	3	3,000	1,000
Persia	2	4	744	1,432
Total Foreign Countries	6	7	3,804	2,432
Share of Bengal	4	3	3,000	1,000
„ Bombay	15	26,230	..	20
„ Sind	2	4	744	1,432
„ Madras	22	..
„ Burma	1	1	660	880	15
TOTAL	16	1	..	6	7	25,940	880	20	3,826	2,447
Total Hides, raw—	Tons	Tons	Tons	Tons	Tons					
United Kingdom	16,202	3,140	2,055	1,495	946	2,33,47,050	34,68,130	18,21,191	11,17,500	7,28,156
Gibraltar	1	1,125
Cyprus	5	20	1	1	..	2,290	22,930	470	500	..
Palestine	—	—	..	5	..	—	—	..	1,425	..
Ceylon	111	64	73	20	9	76,740	30,460	16,101	5,755	3,120
Straits Settlements (including Labuan)	605	890	1,245	664	107	4,79,420	7,17,000	7,33,564	4,47,764	76,480
Hongkong	7	31	24	5	830	5,080	14,587	50,964	3,819
Egypt †	156	24	166	330	—	1,12,010	12,950	68,932	1,50,057	—
Cape of Good Hope	127	45	..	2	1	2,03,520	86,550	..	3,000	1,616
Natal	10	..	1	9,000	..	2,490	..
Canada— Fid. Atlantic Coast.	455	..	5	8,58,550	..	3,387
South Australia (including Northern territory)	1	3,870
Victoria	10	14	2	13,040	19,690	1,214
New South Wales	9	7	12,450	7,390
Queensland	2	2,100	..
Australian Commonwealth (Total)	20	21	..	2	2	39,360	27,080	..	2,100	1,214
New Zealand (including Nauru and Br. Samoa)	14	11,500
TOTAL BRITISH EMPIRE	17,681	4,241	3,567	2,550	1,070	2,51,09,810	43,42,330	21,59,426	17,81,624	9,14,397
Finland	6	375	653	2,437	3,28,556	5,88,333
Russia— Northern Russia	10	..	14	7,219	..	12,287
Sweden	1,509	913	662	811	1,440	16,28,300	10,31,530	4,15,100	7,14,389	14,02,610
Norway	343	217	201	432	949	5,15,700	1,82,760	1,91,015	3,77,656	9,44,642
Denmark	26	1	..	12	..	18,240	633	..	10,881
Germany	67	3,072	11,582	10,599	13,336	59,650	36,92,350	98,78,411	1,04,03,557	1,40,50,564
Netherlands	1,071	285	101	95	250	12,59,010	1,69,070	75,710	70,174	2,88,744
Belgium	1,135	137	205	20	80	14,26,160	1,26,660	1,33,359	20,666	98,360
Franco	1,408	286	152	167	180	19,56,140	2,72,500	98,897	1,04,243	1,63,730
Spain	2,965	1,797	3,254	2,409	1,028	50,04,330	21,38,770	24,72,721	24,70,312	10,31,180
Portugal	17	14,142
Switzerland	2	2,207	..
Italy	5,712	3,250	4,883	5,273	6,840	79,59,000	30,17,150	33,39,137	46,94,950	71,14,398

* Subject to duty from 11th September, 1919.
† Shown as Foreign Country from 1923-24.

No. 14—continued

ARTICLES, AND COUNTRIES OF FINAL DESTINATION; ALSO SHARE OF EACH PROVINCE	QUANTITY					VALUE				
	1919-20	1920-21	1921-22	1922-23	1923-24	1919-20	1920-21	1921-22	1922-23	1923-24
Hides and skins, raw*—con-										
<i>tinued</i>										
Total Hides, raw—continued	Tons	Tons	Tons	Tons	Tons	R	R	R	R	R
Austria	29	148	12	47	12	30,000	1,10,460	8,122	47,167	13,200
Hungary
Czecho slovakia	87	99,893
Serb Croat Slovane State	13	7,084	..
Bulgaria	64	162	348	30,577	1,03,377	2,62,247
Roumania	17	20	16	10,758	16,781	10,300
Greece	265	85	154	64	167	2,21,300	49,370	91,072	26,401	1,07,418
Turkey, European	13	80	58	72	182	7,390	42,960	30,085	33,051	81,556
Turkey, Asiatic †	65	100	57	38,639	44,000	26,402
Levant and Black Sea	190	146	94,040	99,860
Persian Gulf	..	9	3,680
Syria	79	128	67	30,274	58,146	35,709
Smyrna	162	8	31	63,168	3,575	16,378
Persia	34	85	180	10,390	63,266
Japan	87	38	1	47,070	32,920	837	200	..
Egypt†	548	2,81,700
Tripoli	14	3	31	5,500	3,000	12,242
Morocco	8	3,236
French West Africa	5	3,310
United States of America— Via Atlantic Coast	22,507	1,190	60	572	367	3,72,01,460	12,32,680	46,454	4,35,005	4,00,450
" Pacific "	1	1,978	1,200	34,43,000
Other Foreign Countries	2	..	160	1,595	927
TOTAL FOREIGN COUNTRIES	37,057	14,202	21,823	21,398	26,806	6,74,14,180	1,56,73,110	1,50,76,125	1,00,87,200	2,77,33,110
Share of Bengal	34,423	12,318	19,661	19,679	23,579	6,35,74,280	1,41,69,220	1,41,42,904	1,84,06,456	2,17,11,198
" Bombay	276	146	106	232	586	4,42,550	2,64,140	2,01,163	4,22,304	8,40,172
" Sind	12,160	2,702	2,314	1,547	1,414	1,78,16,110	28,94,790	21,26,786	13,63,595	15,31,821
" Madras	120	80	94	64	10	3,74,550	56,440	28,699	81,981	3,912
" Burma	7,759	3,137	2,695	2,426	2,286	1,03,16,600	26,30,850	16,36,010	14,74,188	11,51,374
TOTAL	54,738	18,443	25,390	23,046	27,875	8,25,23,000	32,00,15,440	1,81,35,551	2,17,68,884	2,85,47,607
Skins, raw—										
<i>Goat skins (H. E.)—</i>										
United Kingdom	Tons	Tons	Tons	Tons	Tons					
Ceylon	1,947	2,306	1,941	2,147	1,524	75,90,210	69,62,000	24,42,766	80,87,038	29,90,813
Egypt†	8	2,600
Cape of Good Hope	1	940	1,200
Natal	4	5,700	760
Mauritius and Dependences	1,500
Canada— Via Atlantic Coast	134	143	368	412	239	5,85,230	5,12,720	6,10,902	5,30,950	3,42,600
" Pacific "	39	1,78,900
South Australia	1	6,200
Victoria	110	28	137	109	66	7,45,920	1,62,430	4,88,144	3,30,485	2,38,361
New South Wales	179	121	97	183	212	18,38,260	7,67,020	4,14,038	6,20,244	6,36,600
Queensland	7	..	55	15	21	60,000	..	1,88,558	61,000	57,242
Australia Commonwealth (Total)	296	149	289	307	300	21,43,230	9,19,450	10,90,740	10,20,720	9,38,693
Other British Possessions	420
TOTAL BRITISH EMPIRE	2,419	2,598	2,599	2,870	2,063	1,04,60,220	77,97,230	41,46,008	46,56,196	42,72,922
Finland	35	22,300
Russia— Northern Russia	16	28,198
Norway	..	1	1,760	750	750	..	1,050
Germany	..	60	175	553	175	..	1,09,850	3,07,974	6,66,370	4,35,301
Netherlands	26	383	1,480	688	1,201	1,32,210	6,14,230	28,40,816	19,65,416	32,50,367
Belgium	21	86	73	47	227	1,34,680	2,84,940	1,18,302	70,227	3,77,202
France	1,054	291	631	725	882	63,03,580	12,29,490	14,60,779	17,66,174	29,61,932
Spain	4	37	..	4	3	13,920	1,69,440	2,175	11,056	9,800
Switzerland	26	800	41,076	..
Italy	2	23	6	159	91	8,980	49,130	10,972	1,00,671	1,42,930
Japan	1	1	2	8	..	5,470	3,050	4,898	18,800	..
United States of America— Via Atlantic Coast	27,723	6,902	16,672	15,456	14,411	12,68,91,590	1,99,17,390	3,20,07,269	2,52,33,813	2,85,77,386
" Pacific "	2,400
Other Foreign Countries	840	750	..
TOTAL FOREIGN COUNTRIES	28,831	7,784	19,090	17,761	17,910	13,34,93,080	2,23,29,620	3,68,14,153	2,98,88,352	3,67,56,798

* Subject to duty from 11th September, 1919.
† Shown as a Foreign country from 1923-24.

GENERAL EXPORTS

(626)

INDIAN MERCHANDISE

No. 14—continued

ARTICLES, AND COUNTRIES OF ORIGINAL DESTINATION; ALSO SHARE OF EACH PROVINCE	QUANTITY					VALUE				
	1919-20	1920-21	1921-22	1922-23	1923-24	1919-20	1920-21	1921-22	1922-23	1923-24
Hides and skins, raw*—continued						R	R	R	R	R
<i>Skins, raw—continued</i>										
Goat skins (II. E)—continued	Tons	Tons	Tons	Tons	Tons					
Share of Bengal	14,418	3,683	9,795	7,514	7,324	8,02,09,760	1,32,46,720	2,39,06,229	1,59,34,354	2,15,24,392
„ Bombay	6,602	4,162	5,552	7,482	5,928	2,03,87,330	92,40,690	58,04,806	92,77,836	74,92,763
„ Sind	6,722	1,291	3,433	3,504	3,092	2,52,10,020	34,39,060	39,99,841	42,07,289	43,42,197
„ Madras	3,337	1,305	2,897	2,108	2,718	1,76,09,950	40,65,880	62,37,161	51,00,017	66,58,113
„ Burma	171	41	12	23	11	5,66,190	1,32,500	12,724	19,052	11,265
TOTAL	31,250	10,382	21,689	20,631	19,073	14,39,43,250	3,01,28,850	4,09,50,761	3,45,38,548	4,00,28,720
Sheep skins (II. E)—	Tons	Tons	Tons	Tons	Tons					
United Kingdom	611	360	46	21	42	13,90,910	4,32,770	1,27,088	2,41,838	2,48,820
Ceylon	4	5,700	..	160
Straits Settlements (in- cluding Labuan)	1	1	..	620	..	2,150	3,000
Hongkong	23	7	..	34,040	6,685	..
Egypt †	2	2,000
Victoria	1	4,850	..	900	..
New South Wales	8	19	5	..	2	20,800	36,350	8,388	550	2,266
Australian Commonwealth (Total)	8	20	5	..	2	20,800	41,300	8,388	1,450	2,266
Other British Possessions	10
TOTAL BRITISH EMPIRE	648	390	61	29	45	14,53,450	4,74,600	1,35,686	2,62,123	2,64,086
Germany	8	7	1	3	..	8,190	6,085	1,550	8,400
Netherlands	29	3	30,110	2,000	..	450
Belgium	21	31,210
France	102	49	60	69	80	2,57,720	51,820	60,762	91,493	95,523
Spain	1	3	2,760	210	3,250
Italy	2	..	1	13	..	6,650	..	1,875	10,487
Java	1,200	..
China (exclusive of Hong- kong and Macao)	2	..	14	1,125	..	7,821
Japan	4	3	6,440	2,700
United States of America— Vid Atlantic Coast	2,432	827	291	24	4	54,29,540	14,26,690	3,41,061	28,652	9,787
TOTAL FOREIGN COUNTRIES	2,539	939	363	95	126	56,06,460	15,57,520	4,10,968	1,24,770	1,30,163
<i>Shares of Bengal</i>	639	91	28	9	30	15,24,290	1,27,310	32,271	13,510	21,058
„ Bombay	183	160	19	14	17	4,79,040	4,08,750	1,23,737	2,41,280	2,34,647
„ Sind	1,638	597	235	32	30	33,71,930	7,56,690	2,81,354	27,714	24,410
„ Madras	721	471	132	69	81	17,63,160	7,39,370	1,09,151	94,389	1,04,139
„ Burma	1	1,490	..	106
TOTAL	3,187	1,319	414	124	171	71,49,910	20,32,120	5,46,619	3,76,803	3,84,254
Other skins (II. E)—	Tons	Tons	Tons	Tons	Tons					
United Kingdom	4	10	1	9	3	25,170	78,100	7,290	1,25,960	52,470
Hongkong	8	5	..	4	3	1,08,750	40,270	4,831	23,372	7,084
Kenya Colony	1,100
Other British Possessions	990	640	5	273	477
TOTAL BRITISH EMPIRE	12	15	1	13	6	1,29,910	1,19,010	13,226	1,49,414	59,991

* Subject to duty from 11th September, 1919.
† Shown as a Foreign country from 1923-24.

No. 14—continued

ARTICLES, AND COUNTRIES OF FINAL DESTINATION; ALSO SHARE OF EACH PROVINCE	QUANTITY					VALUE				
	1919-20	1920-21	1921-22	1922-23	1923-24	1919-20	1920-21	1921-22	1922-23	1923-24
Hides and skins, raw*—continued						R	R	R	R	R
Skins, raw—concluded										
Other Skins (H. E)—continued	Tons	Tons	Tons	Tons	Tons					
Germany	1	1	5	12,500	6,519	28,388
France	7	..	1	1	..	1,600	..	2,400	1,400
China (exclusive of Hongkong and Macao)	1	2	..	8	0	17,740	18,700	5,180	35,933	39,971
Japan	1	11,250	..
United States of America— Via Atlantic Coast	1	4	1	..	1	5,500	48,200	22,185	2,971	27,550
Other Foreign Countries	150	..	271
TOTAL FOREIGN COUNTRIES	2	13	2	11	13	28,240	71,500	40,015	59,070	97,589
Share of Bengal	12	8	1	8	11	1,22,960	83,910	36,771	61,939	53,832
„ Bombay	2	19	1	13	7	26,570	89,140	13,670	1,41,478	1,03,030
„ Sind	1	3,290	17,010
„ Madras	1	1	..	340	50	1,250	1,498	335
„ Burma	2	1	..	460	1,550	3,725	361
TOTAL	14	28	3	24	19	1,58,150	1,90,570	58,241	2,08,690	1,57,567
Total Skins, raw—	Tons	Tons	Tons	Tons	Tons					
United Kingdom	2,602	2,676	1,988	2,177	1,500	90,08,200	68,72,870	25,77,144	34,54,845	32,92,108
Ceylon	8	8,310	10	165	278	827
Straits Settlements (in- cluding Labuan)	1	1	..	670	..	2,150	3,000
Hongkong	32	5	..	11	3	1,37,790	40,270	4,831	30,057	7,034
Egypt †	2	..	1	2,000	940	1,200
Cape of Good Hope	4	5,700	700
Natal	80	..	1,770	100
Kenya Colony	1,100
Mauritius and Dependencies	1,500
Canada— Via Atlantic Coast	134	143	368	412	230	5,35,280	5,12,720	6,10,002	5,30,050	8,42,600
„ Pacific „	39	1,78,900
South Australia (including Northern Territory)	1	..	180	0,200
Victoria	109	20	137	100	66	7,45,020	1,67,280	4,88,144	8,40,385	2,88,361
New South Wales	187	140	102	188	214	13,59,060	7,93,740	4,22,426	0,20,794	6,80,150
Queensland	7	..	55	15	21	60,000	..	1,88,558	61,000	57,212
Australian Commonwealth (Total)	303	159	294	307	302	21,64,080	2,81,200	10,99,128	10,22,179	9,40,939
Other British Possessions	980	630
TOTAL BRITISH EMPIRE	3,080	2,993	2,651	2,912	2,114	1,20,83,580	83,00,940	42,94,470	50,56,933	45,60,989
Russia— Northern Russia	16	28,198
Finland	35	22,300
Norway	1	1,780	750	750	750	1,010
Germany	68	183	555	203	..	1,18,040	1,80,469	6,74,439	4,67,140
Netherlands	26	412	1,483	883	1,201	1,32,210	5,44,390	28,51,986	19,05,416	32,51,067
Belgium	21	107	73	47	227	1,34,680	2,06,050	1,18,302	79,227	3,77,002
France	1,156	847	691	795	972	65,61,300	12,85,910	14,61,501	18,00,067	30,58,835
Spain	5	37	..	4	6	16,680	1,69,950	2,175	11,056	12,850
Switzerland	26	800	41,075	..
Italy	2	25	6	60	101	8,080	54,780	10,972	1,02,546	1,08,437
Java	1,200	..
China (exclusive of Hongkong and Macao)	1	2	2	8	20	17,740	18,700	6,305	35,933	47,292
Japan	5	4	2	9	..	11,910	5,750	4,898	30,050	..
United States of America— Via Atlantic Coast	30,155	7,733	10,964	15,480	14,416	18,23,26,680	2,18,02,280	3,28,70,515	2,52,85,439	2,80,14,040
„ Pacific „	2,400
Other Foreign Countries	840	1
TOTAL FOREIGN COUNTRIES	31,371	8,736	19,455	17,867	17,140	13,92,12,730	2,30,58,700	3,72,66,151	3,00,67,198	3,59,84,552
Share of Bengal	16,088	3,632	9,324	7,531	7,365	8,19,27,000	1,34,69,340	2,39,74,271	1,60,09,553	2,16,99,252
„ Bombay	6,792	4,341	5,572	7,509	6,952	2,05,92,040	97,38,530	69,42,213	66,60,594	78,30,460
„ Sind	3,361	1,889	3,668	3,538	3,122	2,36,56,240	42,12,780	42,31,195	42,35,093	43,66,697
„ Madras	4,058	1,776	3,030	2,178	2,812	1,92,73,450	48,05,300	63,47,562	51,95,904	67,62,557
„ Burma	172	41	12	26	12	6,67,680	1,32,900	14,330	22,777	11,616
TOTAL	34,451	11,726	22,106	20,770	19,261	15,12,46,310	3,23,49,540	4,15,59,621	3,51,24,131	4,05,70,511

* Subject to duty from 11th September, 1919
† Shown as a foreign country from 1923-24.

GENERAL EXPORTS

(628)

INDIAN MERCHANDISE

No. 14—continued

ARTICLES, AND COUNTRIES OF FINAL DESTINATION; ALSO SHARE OF EACH PROVINCE	QUANTITY					VALUE				
	1919-20	1920-21	1921-22	1922-23	1923-24	1919-20	1920-21	1921-22	1922-23	1923-24
	Tons	Tons	Tons	Tons	Tons	R	R	R	R	R
Hides and skins, raw*— <i>continued</i> <i>Total Hides and Skins, raw</i> <i>(excluding outtings of</i> <i>Hides and Skins, raw).</i>										
United Kingdom	18,763	5,816	4,043	3,672	2,515	3,23,53,350	1,03,41,000	38,08,385	45,72,414	40,20,24
Gibraltar	1	1,125
Cyprus	5	20	1	1	..	2,290	22,980	470	500	..
Palestine	5	1,425	..
Ceylon	119	34	73	26	9	85,050	30,470	16,326	6,028	3,4
Straits Settlements (including Labuan)	605	896	1,245	665	108	4,80,400	7,18,270	7,33,564	4,49,014	70,4
Hongkong	33	12	31	35	8	1,38,620	45,350	10,418	81,021	10,8
Egypt †	153	24	157	330	..	1,14,010	13,890	70,132	1,50,057	..
Cape of Good Hope	127	45	..	6	1	2,03,520	36,550	..	8,700	2,31
Natal	10	..	1	9,090	..	4,280	11
Kenya Colony	1,100
Mauritius and Dependencies	1,500
Canada— Via Atlantic Coast	589	143	373	412	230	13,93,810	5,12,720	6,14,280	5,30,050	3,42,61
" Pacific "	39	1,78,000
South Australia (including Northern Territory)	1	1	3,870	180	6,20
Victoria	120	43	137	109	68	7,58,060	1,80,970	4,89,144	3,40,385	2,39,57
New South Wales	195	147	102	183	214	13,71,510	8,01,130	4,22,426	6,20,794	6,39,15
Queensland	7	..	55	17	21	60,000	..	1,88,558	62,100	57,24
Australian Commonwealth (Total)	323	190	294	309	304	21,93,440	9,88,280	10,99,123	10,24,279	9,42,17
New Zealand (including Nauru and Br. Samoa)	14	11,590
Other British Possessions	630
TOTAL BRITISH EMPIRE	20,701	7,234	6,218	5,462	3,184	3,71,43,390	1,27,33,170	64,53,896	68,38,557	54,01,38
Russia— Northern Russia	26	..	14	85,417	..	12,285
Finland	41	375	653	24,787	3,28,556	5,88,831
Sweden	1,309	913	662	811	1,440	10,29,230	10,31,530	4,15,100	7,14,889	14,02,611
Norway	343	218	291	432	949	5,17,550	1,83,510	1,91,765	3,78,406	9,45,691
Denmark	26	1	..	12	..	18,240	633	..	10,881
Germany	67	3,740	11,765	11,154	13,539	59,650	38,10,390	92,64,890	1,10,77,996	1,51,17,713
Netherlands	1,097	647	1,584	978	1,451	13,91,220	8,13,460	29,27,676	20,35,590	35,39,811
Belgium	1,156	244	276	67	307	15,60,840	3,92,910	2,51,531	99,893	4,75,562
France	2,564	933	843	902	1,152	85,17,440	15,58,410	15,60,398	19,64,310	32,22,585
Spain	2,071	1,834	3,254	2,413	1,034	50,21,010	23,08,420	24,74,896	24,81,868	10,44,030
Portugal	17	14,142
Switzerland	28	800	43,282	..
Italy	5,714	3,275	4,889	5,333	6,944	70,67,980	30,71,930	33,50,109	47,07,496	72,67,645
Austria	12	47	12	8,122	47,167	13,200
Hungary	29	148	80,000	1,10,460
Czechoslovakia	87	90,838
Serb Croat Sloveno State	13	2	7,084	..
Bulgaria	64	152	348	36,577	1,03,377	2,52,247
Roumania	17	20	16	10,758	16,781	10,300
Greece	285	85	154	64	107	2,21,300	49,370	91,072	26,401	1,07,418
Turkey, European	13	80	58	72	182	7,390	42,060	30,085	33,051	81,556
Turkey, Asiatic	65	100	57	38,639	44,069	26,402
Levant and Black Sea	100	146	94,640	99,860
Persian Gulf	9	3,680
Siam	152	8	31	63,168	3,575	15,378
Syria	79	128	67	30,274	58,146	35,709
Persia	34	85	19,399	63,266
Java	1,200	..
China (exclusive of Hongkong and Macao)	1	2	2	9	20	17,740	18,700	6,305	36,533	47,292
Japan	41	37	3	9	..	58,980	38,670	5,735	30,250	..
Egypt†	648	2,84,701
French West Africa	5	3,310
Tripoli	14	3	31	5,500	3,000	12,242
Morocco	8	3,236

* Subject to duty from 17th September, 1919.
† Shown as a foreign country from 1923-24.

No. 14—continued

ARTICLES, AND COUNTRIES OF FINAL DESTINATION; ALSO SHARE OF EACH PROVINCE	QUANTITY					VALUE				
	1919-20	1920-21	1921-22	1922-23	1923-24	1919-20	1920-21	1921-22	1922-23	1923-24
	Tons	Tons	Tons	Tons	Tons	R	R	R	R	R
Hides and skins, raw*—concluded										
Total Hides and Skins, raw (excluding cuttings of Hides and Skins, raw)—concluded										
United States of America— Via Atlantic Coast	52,602	8,923	17,024	16,052	14,783	16,05,27,690	2,26,24,010	3,24,16,900	2,57,01,044	2,30,21,000
" Pacific "	1	1,978	1,200	34,45,400
Other Foreign Countries	1	..	340	905	927
TOTAL FOREIGN COUNTRIES	52,603	10,901	17,024	16,053	14,783	16,05,28,890	2,60,69,410	3,24,16,900	2,57,01,949	2,30,21,927
<i>Share of Bengal</i>	<i>49,498</i>	<i>16,000</i>	<i>29,505</i>	<i>27,210</i>	<i>30,911</i>	<i>13,55,01,280</i>	<i>2,76,29,160</i>	<i>3,81,17,175</i>	<i>3,44,16,309</i>	<i>4,63,10,430</i>
" Bombay "	7,068	4,487	5,678	7,741	6,538	2,13,35,400	1,00,02,730	71,43,366	1,00,82,958	86,76,621
" Sind "	20,520	4,591	6,482	5,083	4,533	4,04,01,350	71,07,550	64,07,980	66,18,598	59,01,428
" Madras "	4,178	1,866	3,124	2,242	2,322	1,96,48,000	48,81,740	63,76,261	52,77,886	67,06,529
" Burma "	7,931	3,228	2,707	2,451	2,298	1,08,84,150	27,63,810	16,50,300	14,97,865	14,62,900
TOTAL	89,189	30,172	47,406	44,727	47,138	23,37,70,300	5,23,64,980	5,90,95,172	5,68,98,015	6,01,18,048
Cuttings of Hides and Skins (raw) (II. E)—										
United Kingdom	..	6	..	72	80	10	2,360	..	15,898	10,014
Straits Settlements (including Labuan)	23	13	3	24	14	10,230	5,530	2,750	7,136	5,282
Hongkong	196	108	101	50	16	36,740	23,150	24,802	21,301	3,661
Victoria	20
New South Wales	99	307	22	..	386	10,760	17,160	1,866	..	54,105
Australian Commonwealth (Total)	99	207	22	..	386	10,770	17,160	1,866	..	54,105
New Zealand (including Nauru and British Samoa)	100	299	41	8,170	24,910	3,870
Other British Possessions	80
TOTAL BRITISH EMPIRE	423	633	126	146	537	65,920	73,110	20,508	44,395	77,711
Germany	..	2	13	27	600	1,481	1,900	..
Italy	11	1,207
China (exclusive of Hongkong and Macao)	..	3	3	6	4	..	1,720	1,880	3,050	1,430
Japan	474	151	157	330	173	56,980	20,360	27,088	46,408	25,440
United States of America— Via Atlantic Coast	891	155	608	421	953	1,68,260	17,690	55,609	67,234	95,073
" Pacific "	55	70	79	3,300	4,199	6,000
Other Foreign Countries	2	740
TOTAL FOREIGN COUNTRIES	1,367	311	836	854	1,220	2,25,980	46,370	80,308	1,22,791	1,24,770
<i>Share of Bengal</i>	<i>1,706</i>	<i>319</i>	<i>339</i>	<i>725</i>	<i>369</i>	<i>2,54,300</i>	<i>87,510</i>	<i>92,190</i>	<i>1,05,972</i>	<i>1,03,961</i>
" Bombay "	3	740
" Sind "	..	27	..	14	2,180	..	1,988	..
" Madras "	..	6	..	191	365	..	610	..	29,225	93,571
" Burma "	89	98	73	70	23	36,860	29,080	26,626	30,001	8,949
TOTAL	1,790	944	962	1,000	1,757	2,91,900	1,19,480	1,18,816	1,67,186	2,06,481
TOTAL HIDES AND SKINS, RAW	90,979	31,116	48,458	45,727	48,895	23,40,62,200	5,24,84,460	5,98,13,988	5,70,60,201	6,98,24,529
Horns, tips and pieces of horn, and Hornmeal—(II. S)—										
United Kingdom	30,082	27,169	12,587	17,699	13,718	7,39,500	5,44,870	2,22,564	3,28,369	2,72,910
Ceylon	1,753	657	..	1,241	10	21,650	6,120	..	10,691	500
Straits Settlements (including Labuan)	..	22	32	41	1	..	130	384	1,340	80
Hongkong	11	303	497	189	230	1,260	8,050	7,285	4,115	3,380
Other British Possessions	1	84	37	75	317	450
TOTAL BRITISH EMPIRE	31,846	28,160	13,117	19,204	14,005	7,62,410	5,59,170	2,30,308	3,44,832	2,77,320
Germany	..	268	4,204	6,321	12,000	..	4,200	67,575	81,761	1,40,578
Netherlands	316	24	488	1,151	80	5,740	480	6,716	17,866	725
Belgium	18,550	6,608	2,248	3,796	707	4,78,250	1,62,610	39,546	52,016	11,487
France	14,189	3,051	3,332	5,139	5,502	4,27,850	60,329	52,839	78,158	49,780
Italy	..	479	917	440	600	..	7,290	9,879	6,850	8,850
Japan	1,218	2,244	39,210	61,913	54,594	19,210	16,580	5,89,889	6,56,691	5,86,571
United States of America— Via Atlantic Coast	..	298	55	4,000	1	..	5,730	2,825	37,000	325
" Pacific "	90	..
Other Foreign Countries	..	5	3	9	55	10	140	100	350	616
TOTAL FOREIGN COUNTRIES	34,278	12,972	50,457	72,769	73,530	9,26,060	2,57,440	7,69,369	9,30,767	8,76,941

* Subject to duty from 11th September, 1919.

GENERAL EXPORTS

(630)

INDIAN MERCHANDISE

No. 14—continued

ARTICLES, AND COUNTRIES OF FINAL DESTINATION; ALSO SHARE OF EACH PROVINCE	QUANTITY					VALUE				
	1919-20	1920-21	1921-22	1922-23	1923-24	1919-20	1920-21	1921-22	1922-23	1923-24
Horns, tips and pieces of horn, and Kormmal—(II. B)—contd.										
<i>Share of Bengal</i>	28,712	9,533	47,310	63,791	62,409	7,05,390	1,67,100	7,19,324	8,18,140	7,04,143
.. <i>Bombay</i>	20,999	15,184	3,594	5,220	7,773	6,46,100	3,74,560	67,994	1,01,019	1,62,632
.. <i>Sind</i>	..	4	..	19	267	..	300	..	200	6,390
.. <i>Madras</i>	15,691	13,307	10,742	21,518	16,363	3,18,040	2,11,780	1,85,058	3,28,090	2,72,137
.. <i>Burma</i>	717	3,094	1,928	1,427	732	18,940	62,370	27,301	28,110	10,518
TOTAL	66,110	41,122	68,574	91,978	87,544	16,88,470	8,16,610	9,99,077	12,75,599	11,56,270
Instruments, Apparatus, and Appliances, and parts thereof—										
Musical (III. D)—										
United Kingdom	—	—	—	—	—	2,100	1,710	2,280	1,200	2,110
Mesopotamia *	—	—	—	—	—	—	—	2,370	725	..
Ceylon	—	—	—	—	—	16,000	20,080	35,109	29,285	44,360
Straits Settlements (including Labuan)	—	—	—	—	—	56,890	88,180	60,626	93,426	1,40,127
Federated Malay States	—	—	—	—	—	5,930	12,170	19,688	19,384	2,275
Natal	—	—	—	—	—	550	180	1,508	645	1,160
Mauritius and Dependencies	—	—	—	—	—	1,000	12,110	18,027	3,195	3,021
British Guiana	—	—	—	—	—	1,860	..	1,025	265	1,272
New South Wales	—	—	—	—	—	80	100	..	104	1,470
Australian Commonwealth (Total)	—	—	—	—	—	80	100	..	194	1,470
Fiji Islands	—	—	—	—	—	..	280	510	1,405	750
Other British Possessions	—	—	—	—	—	120	720	491	1,138	1,550
TOTAL BRITISH EMPIRE	—	—	—	—	—	84,090	1,39,460	1,50,720	1,50,862	2,07,104
Sumatra	—	—	—	—	—	1,050	710	3,608	2,945	2,218
Java	—	—	—	—	—	6,860	7,110	6,892	2,030	3,408
Siam	—	—	—	—	—	1,460	810	1,275	1,344	10,393
Madagascar	—	—	—	—	—	..	1,000
Other Foreign Countries	—	—	—	—	—	200	280	205	1,180	1,601
TOTAL FOREIGN COUNTRIES	—	—	—	—	—	9,570	9,910	11,975	7,499	23,713
<i>Share of Bengal</i>	—	—	—	—	—	78,170	1,34,800	1,37,074	1,48,022	2,16,104
.. <i>Bombay</i>	—	—	—	—	—	10,540	10,760	20,305	8,195	10,438
.. <i>Madras</i>	—	—	—	—	—	4,850	4,310	785	1,824	4,215
.. <i>Burma</i>	—	—	—	—	—	..	500	4,531	320	60
TOTAL	—	—	—	—	—	98,080	1,49,370	1,62,695	1,58,361	2,30,817
Other Islands (III. D)—										
United Kingdom	—	—	—	—	—	3,910	6,450	2,328	125	10,709
Mesopotamia *	—	—	—	—	—	—	—	2,700	325	..
Ceylon	—	—	—	—	—	5,170	10,390	5,096	25,409	11,500
Straits Settlements (including Labuan)	—	—	—	—	—	1,600	970	4,000	..	690
Federated Malay States	—	—	—	—	—	4,670	2,860	1,090	600	..
Hongkong	—	—	—	—	—	10,700
Mauritius and Dependencies	—	—	—	—	—	5,000
Other British Possessions	—	—	—	—	—	..	120	90	375	168
TOTAL BRITISH EMPIRE	—	—	—	—	—	15,350	20,820	20,804	26,834	33,817
Java	—	—	—	—	—	11,500
Siam	—	—	—	—	—	1,11,320
United States of America—										
<i>Via Atlantic Coast</i>	—	—	—	—	—	250	2,230
Other Foreign Countries	—	—	—	—	—	970	310	550
TOTAL FOREIGN COUNTRIES	—	—	—	—	—	2,310	2,280	..	310	1,11,87

* Included in Turkey, Asiatic prior to 1921-22.

No. 14—continued

ARTICLES, AND COUNTRIES OF FINAL DESTINATION; ALSO SHARE OF EACH PROVINCE	QUANTITY					VALUE				
	1919-20	1920-21	1921-22	1922-23	1923-24	1919-20	1920-21	1921-22	1922-23	1923-24
Instruments, Apparatus, and Appliances, and parts thereof—continued.						R	R	R	R	R
<i>Other kinds (II. D)—con- tinued</i>										
Share of Bengal	—	—	—	—	—	12,350	8,240	6,580	2,315	2,119
„ Bombay	—	—	—	—	—	970	5,070	7,880	800	718
„ Sind	—	—	—	—	—	708
„ Madras	—	—	—	—	—	4,810	4,600	5,631	23,619	15,600
„ Burma	—	—	—	—	—	..	290	7	310	1,27,250
TOTAL	—	—	—	—	—	18,100	23,100	20,804	27,144	1,45,717
Ivory—										
<i>Unmanufactured (II. S)—</i>										
United Kingdom	Lbs. 1,344	Lbs. 1,610	Lbs. 1,269	Lbs. 805	Lbs. 578	11,870	14,820	11,407	2,504	5,083
Straits Settlements (including Labuan)	212	2,332
Hongkong	1,354	50	418	112	..	10,070	500	4,360	1,000	..
TOTAL BRITISH EMPIRE	2,698	1,660	1,687	417	790	21,940	15,320	15,867	3,504	8,315
Japan	1,274	224	3,707	1,102	5,275	11,080	5,060	38,467	11,406	61,050
Other Foreign Countries	31	1,080
TOTAL FOREIGN COUNTRIES	1,274	224	3,738	1,102	5,275	11,080	5,060	39,547	11,406	61,050
<i>Share of Bengal</i>	1,996	224	3,931	1,068	6,191	14,100	6,060	36,887	11,016	66,188
„ Bombay	112	1,000	..
„ Madras	618	1,366	1,006	..	250	6,500	13,660	9,040	..	2,835
„ Burma	1,358	203	479	339	324	12,070	1,660	5,647	2,953	3,152
TOTAL	3,972	1,793	5,415	1,519	6,065	32,970	20,380	60,374	14,969	72,365
Manufactured (III. V)—										
United Kingdom	—	—	—	—	—	1,200	7,380	12,990	5,550	25,061
Hongkong	—	—	—	—	—	270	..	4,500
Other British Possessions	—	—	—	—	—	100	20	7	485	700
TOTAL BRITISH EMPIRE	—	—	—	—	—	1,300	7,400	13,267	6,035	30,261
Japan	—	—	—	—	—	..	2,380	..	3,016	6,330
Italian East Africa	—	—	—	—	—	1,000	..
United States of America— Pacific Coast	—	—	—	—	—	..	820	7,320	710	1,250
„ Pacific	—	—	—	—	—	1,018
Other Foreign Countries	—	—	—	—	—	..	3,460	8,888	5,256	6,680
TOTAL FOREIGN COUNTRIES	—	—	—	—	—	1,260	2,630	1,018	6,016	6,380
<i>Share of Bengal</i>	—	—	—	—	—	..	6,500	8,600	2,020	11,724
„ Bombay	—	—	—	—	—	500	16,010
„ Sind	—	—	—	—	—	100	1,720	897	1,045	1,130
„ Madras	—	—	—	—	—	11,810	810	3,861
„ Burma	—	—	—	—	—
TOTAL	—	—	—	—	—	1,300	10,850	22,155	11,291	37,441
Ladestone (III. V)—										
United Kingdom	Cwts. ..	Cwts. ..	Cwts. ..	Cwts. 2	Cwts. ..	50	1,020	..	600	100
Hongkong	3,865	4,471	4,761	5,524	8,081	8,56,270	16,37,250	17,55,560	18,17,945	8,33,462
Other British Possessions	5	500	..	85
TOTAL BRITISH EMPIRE	3,370	4,471	4,761	5,526	8,081	8,56,820	16,38,270	17,55,645	18,18,545	8,33,652
China (exclusive of Hong- kong and Macao)	5	8	7	25,000	2,000	3,400
Japan	1	2,000
TOTAL FOREIGN COUNTRIES	..	1	5	8	7	..	2,000	25,000	2,000	3,400
<i>Share of Bengal</i>	24	1,900
„ Madras	85
„ Burma	3,370	4,471	4,756	5,532	3,055	8,56,820	16,40,270	17,55,560	18,20,545	8,33,952
TOTAL	3,370	4,472	4,756	5,532	3,088	8,56,820	16,40,270	17,55,645	18,20,545	8,37,052

GENERAL EXPORTS

(632)

INDIAN MERCHANDISE

No. 14—continued

ARTICLES, AND COUNTRIES OF FINAL DESTINATION; ALSO SHARE OF EACH PROVINCE	QUANTITY					VALUE				
	1910-20	1920-21	1921-22	1922-23	1923-24	1910-20	1920-21	1921-22	1922-23	1923-24
						R	R	R	R	R
Jewellery (excluding imitation Jewellery and precious stones and pearls, unset), also plate of gold and silver—										
<i>Jewellery (III, V)—</i>										
United Kingdom	—	—	—	—	—	21,120	18,110	8,385	18,300	15,868
Gibraltar	—	—	—	—	—	2,500
Ceylon	—	—	—	—	—	2,300	110	658	1,243	..
Straits Settlements (including Labuan)	—	—	—	—	—	2,500	500	95
Mauritius and Dependencies	—	—	—	—	—	..	500	2,000	4,207	399
Victoria	—	—	—	—	—	1,300	..
Australian Commonwealth (Total)	—	—	—	—	—	1,300	..
Other British Possessions	—	—	—	—	—	440	1,400	375
TOTAL BRITISH EMPIRE	—	—	—	—	—	26,860	20,620	13,493	25,140	16,730
Germany	—	—	—	—	—	1,000
Mascat Territory and Trucial Oman	—	—	—	—	—	1,000
Other Native States in Arabia	—	—	—	—	—
United States of America—	—	—	—	—	—	2,000	..
<i>Via Atlantic Coast</i>	—	—	—	—	—	9,000
Other Foreign Countries	—	—	—	—	—	640	110
TOTAL FOREIGN COUNTRIES	—	—	—	—	—	640	110	9,000	2,000	2,000
<i>Share of Bengal</i>	—	—	—	—	—	19,530	18,860	6,408	1,300	9,095
<i>Bombay</i>	—	—	—	—	—	890	..	6,320	6,297	3,047
<i>Sind</i>	—	—	—	—	—	9,000
<i>Madras</i>	—	—	—	—	—	6,070	1,370	658	19,643	6,559
<i>Burma</i>	—	—	—	—	—	510	500	107	..	35
TOTAL	—	—	—	—	—	27,000	20,730	22,493	27,140	18,736
Plate of gold and silver (III, V)—										
United Kingdom	—	—	—	—	—	70,220	1,06,710	58,780	66,530	85,860
Gibraltar	—	—	—	—	—	1,350	..	1,675	2,030	..
Aden and Dependencies	—	—	—	—	—	1,200	1,100
Ceylon	—	—	—	—	—	2,110	4,600	400	..	5,250
Straits Settlements (including Labuan)	—	—	—	—	—	60	19,380	705	..	850
Hongkong	—	—	—	—	—	1,137
Egypt*	—	—	—	—	—	6,650	1,520	..	3,000	..
Zanzibar and Pemba	—	—	—	—	—	1,980	2,300	400
Kenya Colony	—	—	—	—	—	6,500	4,850	150
Mauritius and Dependencies	—	—	—	—	—	820	11,600	16,850	6,278	418
Canada—	—	—	—	—	—	1,775
<i>Via Pacific Coast</i>	—	—	—	—	—	750	..	550	..	1,100
Other British Possessions	—	—	—	—	—
TOTAL BRITISH EMPIRE	—	—	—	—	—	1,00,640	1,50,440	80,885	77,838	95,615
Germany	—	—	—	—	—	100	..	2,700
France	—	—	—	—	—	2,400	..	900	195	400
Italy	—	—	—	—	—	2,000	150	..
Greece	—	—	—	—	—	1,500
Turkey, Asiatic	—	—	—	—	—
<i>Persian Gulf</i>	—	—	—	—	—	120	2,010
Mascat Territory and Trucial Oman	—	—	—	—	—
Java	—	—	—	—	—	453	2,600	500
United States of America—	—	—	—	—	—	2,380	..	550
<i>Via Atlantic Coast</i>	—	—	—	—	—	..	910	4,150	1,278	806
Other Foreign Countries	—	—	—	—	—	1,150	1,200	320	1,050	640
TOTAL FOREIGN COUNTRIES	—	—	—	—	—	7,610	4,120	8,273	5,278	5,116

* Shown as a Foreign country from 1923-24

No. 14—continued

ARTICLES, AND COUNTRIES (OF FINAL DESTINATION; ALSO SHARE OF EACH PROVINCE	QUANTITY					VALUE				
	1919-20	1920-21	1921-22	1922-23	1923-24	1919-20	1920-21	1921-22	1922-23	1923-24
Jewellery (excluding imitation Jewellery and precious stones and pearls, unset), also plate of gold and silver—continued										
<i>Plate of gold and silver (III. V)—continued</i>										
<i>Share of Bengal</i>	—	—	—	—	—	7,220	9,140	..	3,000	..
<i>Bombay</i>	—	—	—	—	—	29,060	31,480	37,653	22,453	37,981
<i>Sind</i>	—	—	—	—	—	22,600	20,760	1,900	10,373	600
<i>Madras</i>	—	—	—	—	—	39,610	37,580	39,112	40,183	56,331
<i>Burma</i>	—	—	—	—	—	2,760	6,610	10,493	7,102	5,319
TOTAL	—	—	—	—	—	1,08,250	1,54,500	89,158	83,111	1,00,731
Total value of Jewellery, etc., also Plate of Gold and Silver	—	—	—	—	—	1,35,250	1,75,200	1,11,661	1,10,261	1,19,467
Leuc—										
Button (II. D)—										
	<i>Cwts.</i>	<i>Cwts.</i>	<i>Cwts.</i>	<i>Cwts.</i>	<i>Cwts.</i>					
United Kingdom	10,869	7,864	7,144	9,578	8,715	21,05,700	22,91,930	15,11,105	24,03,824	19,92,602
Egypt*	..	91	17,220
Natal	7	23	20	20	14	1,570	17,620	5,685	5,165	3,540
Cape of Good Hope	2	3	8	570	808	1,020
Western Australia	..	2	2	..	750	240
South Australia (including Northern Territory)	2	4	2	720	1,410	570
Victoria	26	124	205	183	232	8,850	37,160	50,157	51,138	56,340
New South Wales	62	136	78	149	242	9,240	44,560	19,237	39,924	58,170
Queensland	2	570
<i>Australian Commonwealth (Total)</i>	90	366	283	332	480	13,810	53,370	69,394	91,062	1,16,890
New Zealand (including Nauru and Br. Samoa)	..	13	16	38	40	..	5,040	4,720	10,995	9,420
Other British Possessions	1	80	165
TOTAL BRITISH EMPIRE	10,966	8,247	7,468	9,971	9,258	21,21,110	24,06,680	15,91,474	20,01,854	21,29,027
Norway	..	4	1,470
Denmark	1	22	28	800	4,500	7,050
Germany	..	22	231	774	301	..	6,750	51,516	1,81,300	76,185
Netherlands	66	18	20,277	4,200
Belgium	..	55	17,250
France	165	535	747	1,779	2,040	28,950	1,84,730	1,58,579	4,32,481	4,53,480
Italy	..	363	323	198	583	..	1,13,380	75,810	49,575	1,30,542
Java	..	7	2,000
China (exclusive of Hongkong and black)	117	1	..	11	..	20,800	500	..	3,300	..
Japan	18	19	30	82	59	4,900	5,800	5,540	22,358	10,230
United States of America—										
<i>Via Atlantic Coast</i>	2,270	1,615	1,860	5,251	4,293	4,64,400	4,83,000	4,40,662	12,93,835	9,82,953
<i>" Pacific "</i>	2	310
Brazil	33	161	103	5,325	45,100	22,805
Argentine Republic	12	70	108	2,880	18,720	26,740
Other Foreign Countries	2	6	540	1,470
TOTAL FOREIGN COUNTRIES	2,573	2,671	3,256	8,416	7,605	5,19,560	8,14,860	7,52,314	20,71,934	17,10,615
<i>Share of Bengal</i>	13,539	10,918	10,794	18,387	16,863	26,40,670	32,20,560	23,42,788	46,73,788	38,15,642
Seeds (II. D)—										
	<i>Cwts.</i>	<i>Cwts.</i>	<i>Cwts.</i>	<i>Cwts.</i>	<i>Cwts.</i>					
United Kingdom	624	687	1,192	1,564	1,230	1,03,230	1,74,750	2,44,027	3,23,622	2,62,455
Other British Possessions	1	360	..
TOTAL BRITISH EMPIRE	624	687	1,192	1,565	1,230	1,03,230	1,74,750	2,44,027	3,23,982	2,62,455

* Shown as a Foreign country from 1923-24.

GENERAL EXPORTS
INDIAN MERCHANDISE

(634)

No. 14—continued

ARTICLES, AND COUNTRIES OF FINAL DESTINATION; ALSO SHARE OF EACH PROVINCE	QUANTITY					VALUE				
	1919-20	1920-21	1921-22	1922-23	1923-24	1919-20	1920-21	1921-22	1922-23	1923-24
Lao—continued						R	R	R	R	R
<i>Needs (II. D)—continued</i>	Cwts.	Cwts.	Cwts.	Cwts.	Cwts.					
Germany	28	26	61	5,550	5,000	11,730
Netherlands	147	5,056
France	6	7	107	1,770	1,850	17,501
Japan	1	41	280	6,880
United States of America— Via Atlantic Coast	1,856	..	596	8,135	17,514	3,25,140	..	1,03,877	6,42,833	28,57,455
TOTAL FOREIGN COUNTRIES	1,856	..	632	8,169	17,870	3,25,140	..	1,11,197	6,49,463	29,00,112
<i>Share of Bengal</i>	1,016	488	1,420	4,019	18,735	2,95,020	1,30,520	2,98,339	8,70,185	30,89,661
„ <i>Bombay</i>	60	8,000
„ <i>Sind</i>	758	126	344	715	362	1,15,600	31,800	53,885	1,03,260	71,386
„ <i>Madras</i>	18	20	3	1,380	3,790	500
„ <i>Burma</i>	97	47	16,600	8,640
TOTAL	2,480	687	1,824	4,734	19,100	4,28,370	1,74,750	3,53,224	9,73,445	31,01,567
Shell (II. D)—	Cwts.	Cwts.	Cwts.	Cwts.	Cwts.	Rn				
United Kingdom	93,490	47,291	78,965	78,791	70,613	1,84,80,520	1,27,47,870	1,59,89,088	1,99,41,063	1,66,27,344
Palestine	—	—	..	14	1	—	—	..	3,878	300
Ceylon	18	16	5	25	77	4,020	4,510	944	6,375	17,409
Straits Settlements (including Labuan)	282	450	654	674	913	79,980	1,26,380	1,40,859	1,78,010	2,14,175
Federated Malay States	5	1,800
Hongkong	260	664	698	815	859	51,300	1,88,590	1,46,950	2,11,321	1,88,916
Egypt *	213	341	286	570	—	28,650	86,940	51,330	1,41,198	—
Cape of Good Hope	53	105	75	139	..	15,410	21,950	16,565	29,595
Natal	5	29	81	97	127	1,280	7,980	18,075	23,300	26,558
Canada— Via Atlantic Coast	3,221	3,320	2,626	1,159	88	6,23,200	8,44,880	5,20,983	2,85,225	16,120
„ <i>Pacific</i>	74	48	15	15,160	11,938	2,010
Western Australia	4	50	51	90	87	600	12,120	10,230	21,540	19,484
South Australia (including Northern Territory)	173	99	145	137	..	41,110	19,984	85,560	28,118
Victoria	362	1,198	1,172	1,099	1,254	70,290	2,96,880	2,31,629	4,90,137	2,82,220
New South Wales	162	1,145	990	1,314	1,199	26,630	2,94,270	1,95,497	3,13,888	2,50,777
Queensland	28	27	93	97	..	7,280	4,880	23,180	22,160
<i>Australian Commonwealth (Total)</i>	<i>523</i>	<i>2,594</i>	<i>2,339</i>	<i>3,641</i>	<i>2,774</i>	<i>1,06,620</i>	<i>6,51,660</i>	<i>4,62,170</i>	<i>8,83,805</i>	<i>6,02,759</i>
New Zealand (including Nauru and Br. Samoa)	34	654	410	397	643	4,360	1,66,500	80,190	92,590	1,35,165
Other British Possessions	1	2	1	1	3	200	100	250	225	460
TOTAL BRITISH EMPIRE	98,052	55,368	86,244	86,307	85,232	1,93,80,140	1,48,42,050	1,74,48,249	2,17,90,793	1,78,01,447
Sweden	435	242	117	309	1,131	88,510	79,200	24,330	1,03,042	2,43,930
Norway	20	170	82	475	289	4,210	47,520	15,818	1,13,814	61,188
Denmark	158	54	186	479	625	16,630	18,460	85,170	1,05,444	1,46,512
Germany	293	2,182	13,690	17,069	22,147	63,200	5,07,600	27,30,897	42,14,891	46,33,413
Netherlands	514	253	319	331	234	87,600	57,850	59,873	79,389	58,959
Belgium	720	752	548	722	1,700	1,31,770	1,84,460	1,07,000	1,75,389	3,58,730
France	5,092	3,608	8,794	10,858	15,700	9,51,440	9,14,370	16,44,966	25,55,850	31,50,823
Spain	147	..	73	460	408	25,400	..	15,700	1,08,092	82,862
Italy	146	884	2,857	4,037	5,987	27,960	1,84,310	5,20,659	9,03,758	12,07,811
Austria	52	8,250
Hungary
Roumania	22	4,224
Turkey, European	97	14,400
Turkey, Asiatic	22	6,100
Syria	10	15	2,372	3,240
Persia	3	10	2	2	5	200	890	600	500	1,750
Sumatra	15	1	..	3,600	320
Java	398	834	487	589	695	72,360	2,89,580	1,07,190	1,63,798	1,56,838
Siam	52	21	22	13,200	5,390	4,600
Philippine Islands and Guam	2,414	1,335	63	234	296	5,20,140	4,38,050	15,380	66,112	66,412
China (exclusive of Hongkong and Macao)	657	789	899	1,077	2,239	1,58,830	1,92,820	1,71,654	2,67,775	4,62,721
Japan	3,066	6,393	10,791	16,844	14,865	8,86,580	17,92,980	24,18,837	42,38,980	31,32,351
Egypt *	705	1,51,706
Portuguese East Africa	12	2,400

* Shown as a Foreign country from 1923-24.

No. 14—continued

ARTICLES, AND COUNTRIES OF FINAL DESTINATION; ALSO SHARE OF EACH PROVINCE	QUANTITY					VALUE				
	1919-20	1920-21	1921-22	1922-23	1923-24	1919-20	1920-21	1921-22	1922-23	1923-24
<i>Shell (II, D)—continued.</i>						R	R	R	R	R
United States of America— Vid Atlantic Coast	Cwts. 218,384	Cwts. 198,120	Cwts. 248,522	Cwts. 238,304	Cwts. 239,495	4,42,57,400	4,99,81,570	4,89,79,000	5,06,54,655	4,78,25,730
" Pacific "	8,126	8,452	3,764	2,078	1,733	18,66,060	19,46,270	6,73,668	6,51,811	3,56,183
Cuba	56	44	12,185	11,100
Mexico	220	569	228	48,750	1,23,115	48,184
Brazil	147	29	1,025	591	867	21,000	8,000	1,96,876	1,48,734	1,87,185
Uruguay	58	15	37	12,760	3,225	6,219
Argentine Republic (including the Atlantic Coast of Patagonia)	..	697	1,255	1,121	2,144	..	1,06,040	2,44,939	2,00,860	4,23,110
Chile (including the Pacific Coast of Patagonia)	223	15	147	157	107	85,240	4,300	27,300	37,807	19,097
Peru	15	3,193	..
Other Foreign Countries	8	4	1	..	3	410	320	150	..	700
TOTAL FOREIGN COUNTRIES	240,908	224,891	293,700	297,070	311,895	4,92,29,030	5,67,88,920	5,80,48,918	7,09,95,340	6,28,31,818
Share of Bengal	337,717	280,199	379,406	383,336	397,116	6,83,27,270	7,16,24,910	7,54,91,087	9,27,85,988	8,06,89,120
" Bombay	31	41	9	18	11	4,000	1,600	1,240	4,500	3,041
" Sind	5	1	..	23	..	1,350	500	..	1,270	..
" Madras	..	1	19	..	20	20	210	2,033	25	4,099
" Burma	1,207	37	10	2,78,630	3,760	2,600
TOTAL	338,960	280,259	379,944	383,377	397,147	8,66,00,170	7,16,30,970	7,54,96,865	9,27,92,133	8,06,96,230
<i>Stiek (II, D)—</i>	Cwts.	Cwts.	Cwts.	Cwts.	Cwts.					
United Kingdom	4	114	691	325	82	580	23,380	97,820	60,002	10,180
Straits Settlements (including Labuan)	..	94	9	513	12,100	761	48,776	..
Other British Possessions	20
TOTAL BRITISH EMPIRE	4	208	700	838	82	580	35,500	98,581	1,08,778	10,180
Germany	94	172	148	9,010	23,880	21,050
Netherlands	688	26,844
Italy	15	51	2,106	5,591
Japan	15	1,800
United States of America— Vid Atlantic Coast	1,591	419	73	1,872	833	1,01,630	48,200	9,000	2,80,672	82,950
Other Foreign Countries	3	400
TOTAL FOREIGN COUNTRIES	1,591	419	182	2,059	1,718	1,01,630	48,200	10,810	3,12,748	1,89,841
Share of Bengal	1,433	623	802	2,882	1,530	92,780	83,400	1,13,430	4,20,477	1,33,021
" Bombay	71	4,200
" Sind	109	220	9,030	20,000
" Burma	3	4	9	15	..	400	360	761	1,049	..
TOTAL	1,595	627	882	2,897	1,800	1,02,210	83,760	1,18,391	4,21,526	1,53,021
<i>Other kinds (excluding lac- caye) (II, D)—</i>	Cwts.	Cwts.	Cwts.	Cwts.	Cwts.					
United Kingdom	22	1,021	924	809	5,243	990	30,900	16,972	20,550	1,43,509
Other British Possessions	3	7	1	3	7	690	870	110	600	1,230
TOTAL BRITISH EMPIRE	25	1,028	925	812	5,250	1,680	31,770	17,082	21,150	1,44,739
Germany	110	1,841	18,507	15,300	20,077	4,950	59,610	8,62,802	6,87,339	11,73,001
Netherlands	367	729	12,933	7,599	1,530	12,500	26,510	2,87,641	3,78,698	73,445
Belgium	586	586	44	11,100	43,209	3,390
Syria	5	1,275	..
United States of America— Vid Atlantic Coast	18,623	12,843	8,604	42,221	22,953	8,86,390	5,99,010	2,16,161	24,49,459	18,75,009
Other Foreign Countries	7	5	..	8	1	1,280	360	..	580	80
TOTAL FOREIGN COUNTRIES	19,107	15,418	40,635	65,804	45,511	8,55,070	6,84,480	8,20,794	37,00,500	26,25,824
State of Bengal	19,122	16,434	41,560	66,603	50,754	8,54,830	7,15,030	8,43,876	37,87,885	27,69,423
" Bombay	10	10	..	10	7	1,910	640	..	2,375	1,230
" Madras	..	2	..	3	..	10	80	..	450	..
TOTAL	19,132	16,446	41,560	66,616	50,761	8,56,750	7,15,750	8,43,876	37,90,710	27,70,653

GENERAL EXPORTS

(636)

INDIAN MERCHANDISE

No. 14—continued

ARTICLES, AND COUNTRIES OF FINAL DESTINATION; ALSO SHARE OF EACH PROVINCE	QUANTITY					VALUE				
	1919-20	1920-21	1921-22	1922-23	1923-24	1919-20	1920-21	1921-22	1922-23	1923-24
						R	R	R	R	R
<i>Lao—continued</i>										
Total Lao—	Cwts.	Cwts.	Cwts.	Cwts.	Cwts.					
United Kingdom	105,009	56,907	88,916	91,067	91,833	2,06,91,020	1,52,08,830	1,78,59,802	2,28,48,961	1,90,47,070
Palestine	—	—	..	14	1	—	—	..	3,378	300
Ceylon	18	21	6	25	80	4,030	4,740	1,054	6,376	17,894
Straits Settlements (including Labuan)	282	544	663	1,187	913	79,980	1,88,430	1,41,120	2,27,686	2,14,175
Federated Malay States	5	1,300
Hongkong	260	664	693	816	850	51,420	1,88,590	1,46,950	2,11,821	1,88,916
Egypt *	216	432	286	570	—	29,130	1,04,100	51,330	1,41,198	..
Cape of Good Hope	53	107	78	147	..	15,410	22,520	17,373	31,515
Total	12	52	104	117	141	2,870	15,600	23,760	28,465	30,138
Canada—										
<i>Vid Atlantic Coast</i>	3,221	3,329	2,626	1,159	88	6,23,200	8,44,860	5,20,933	2,85,225	16,120
<i> " Pacific "</i>	74	48	15	15,160	11,938	2,600
Western Australia	4	52	51	90	89	600	12,870	10,280	21,540	19,724
South Australia (including Northern Territory)	2	177	99	145	139	720	42,520	19,934	35,560	28,688
Victoria	388	1,322	1,377	2,183	1,486	83,140	3,31,040	2,81,786	5,41,035	8,38,560
New South Wales	224	1,231	1,068	1,463	1,441	35,870	3,33,820	2,14,734	3,53,312	3,08,947
Queensland	23	27	93	99	..	7,280	4,380	23,180	22,730
<i>Australian Commonwealth (Total)</i>	618	2,860	2,622	3,974	3,254	1,20,330	7,35,670	5,31,664	9,75,227	7,18,619
New Zealand (including Nauru and Br. Samoa)	34	667	423	435	683	4,380	1,71,560	84,910	1,03,585	1,44,585
Other British Possessions	1	4	1	4	8	380	240	250	825	1,376
TOTAL BRITISH EMPIRE	109,671	65,538	98,520	99,493	101,072	2,16,06,740	1,74,80,310	1,93,99,413	2,48,01,557	2,04,13,938
Sweden	435	242	117	309	1,133	88,510	79,290	24,330	1,08,042	2,44,410
Norway	20	174	82	475	239	4,210	48,990	15,818	1,13,814	61,188
Denmark	159	54	186	501	653	16,930	18,460	35,170	1,09,944	1,54,462
Germany	403	4,045	32,550	33,431	43,694	68,150	5,72,960	31,59,777	53,12,410	59,15,379
Netherlands	831	982	13,257	7,996	2,668	1,00,100	84,360	2,97,514	4,78,364	1,89,104
Belgium	720	807	1,134	1,308	1,744	1,31,770	2,01,710	1,18,280	2,18,598	3,02,036
France	5,257	4,193	9,549	12,043	17,854	9,80,390	10,09,110	18,05,315	29,89,711	36,27,774
Spain	147	..	73	462	408	25,400	..	15,700	1,08,632	82,862
Italy	146	1,247	2,080	4,250	6,621	27,960	2,77,680	5,96,469	9,55,529	13,43,944
Austria	52	8,250
Hungary
Roumania	22	4,224
Turkey, European	67	14,400
Turkey, Asiatic	22	6,100
Red Sea	1	2	—	—	—	100	150	—	—	—
Persian Gulf	7	4	—	—	—	1,190	320	—	—	—
Syria	—	—	..	15	15	—	—	..	3,647	3,230
Persia	5	13	2	2	5	550	1,030	600	500	1,750
Sumatra	15	1	..	3,600	320
Java	308	841	487	509	665	72,350	2,33,580	1,07,100	1,03,738	1,56,838
Siam	52	21	22	13,200	5,390	4,000
Philippine Islands and Guam	2,414	1,335	63	234	296	5,20,140	4,38,050	15,380	60,112	66,412
Indo-China (including Cochin China, Cambodia, Annam, Tonkin, and French leased territories in China)	6	1,100
China (exclusive of Hongkong and Macao)	774	770	899	1,088	2,230	1,79,630	1,03,380	1,71,864	2,71,075	4,62,725
Japan	3,084	6,412	10,836	10,027	14,965	8,91,330	17,98,780	34,26,177	42,61,625	31,49,471
Egypt *	—	—	—	—	705	—	—	—	—	1,51,705
Portuguese East Africa United States of America— <i>Vid Atlantic Coast</i>	16	3,390
<i> " Pacific "</i>	242,724	212,997	259,675	200,783	2,85,088	4,59,84,960	5,11,11,780	4,97,53,709	6,18,27,454	5,81,25,095
Cuba	56	44	12,185	11,100
Mexico	220	569	228	48,750	1,23,115	48,130
Brazil	147	29	1,058	752	970	21,000	8,000	2,08,201	1,93,834	2,10,054
Uruguay	58	15	37	12,780	3,225	6,210
Argentine Republic (including the Atlantic Coast of Patagonia)	697	1,267	1,191	2,252	..	1,96,040	2,47,819	2,79,580	4,49,850

* Shows as a Russian country from 1923-24.

No. 14—continued

ARTICLES, AND COUNTRIES OF FINAL DESTINATION; ALSO SHARE OF EACH PROVINCE	QUANTITY					VALUE				
	1919-20	1920-21	1921-22	1922-23	1923-24	1919-20	1920-21	1921-22	1922-23	1923-24
	Cwts.	Cwts.	Cwts.	Cwts.	Cwts.	₹	₹	₹	₹	₹
Lac —concluded.										
<i>Total Lac</i> —continued										
Chile (including the Pacific Coast of Patagonia)	228	15	147	157	107	35,240	4,800	27,800	37,807	19,007
Peru	15	3,108	..
Other Foreign Countries	1	2	150	500	..
TOTAL FOREIGN COUNTRIES	206,035	243,899	338,405	376,618	384,500	5,10,80,430	5,98,36,480	5,07,58,781	7,77,90,015	7,02,13,205
<i>Share of Bengal</i>										
.. Bombay	41	31	140	28	13	6,910	2,240	13,440	7,225	4,271
.. Sind	570	127	344	733	582	1,25,880	32,300	58,885	1,04,530	91,388
.. Madras	12	29	19	3	23	1,380	4,080	2,038	475	4,599
.. Burma	1,307	88	19	15	..	2,93,430	12,750	3,351	1,049	..
TOTAL	375,706	308,937	434,934	476,011	485,071	7,26,37,170	7,58,25,790	7,01,58,144	10,26,51,002	9,06,27,143
Lacquered-ware (of Indian manufacture) (III. H)—United Kingdom	—	—	—	—	—	480	7,670	9,789	10,919	19,496
Gibraltar	—	—	—	—	—	1,470	4,540	12,525	17,209	2,650
Aden and Dependencies	—	—	—	—	—	..	1,270	1,250	1,825	150
Ceylon	—	—	—	—	—	750	3,580	923	3,460	2,804
Straits Settlements (including Labuan)	—	—	—	—	—	1,990	1,200	2,300	1,475	1,627
Cape of Good Hope	—	—	—	—	—	..	1,400	225
Zanzibar and Pemba	—	—	—	—	—	1,200	3,220	3,225	1,200	..
Kenya Colony	—	—	—	—	—	1,000	8,440	2,475	1,325	1,125
Mauritius and Dependencies	—	—	—	—	—	250	2,800	1,725
Other British Possessions	—	—	—	—	—	510	900	2,225	2,880	1,865
TOTAL BRITISH EMPIRE	—	—	—	—	—	7,650	32,220	34,947	42,608	31,502
France	—	—	—	—	—	250	1,870	3,868	2,587	1,800
Siam	—	—	—	—	—	3,160	800	120
Java	—	—	—	—	—	820	5,530	1,390	1,425	2,940
Portuguese East Africa	—	—	—	—	—	..	1,000	200	250	50
German East Africa	—	—	—	—	—	100	1,050
United States of America— Via Atlantic Coast	—	—	—	—	—	1,489	1,480	2,008
.. Pacific	—	—	—	—	—	90	152
Other Foreign Countries	—	—	—	—	—	1,170	800	1,800	1,525	1,165
TOTAL FOREIGN COUNTRIES	—	—	—	—	—	1,840	9,750	11,405	7,607	8,295
<i>Share of Bombay</i>	—	—	—	—	—	6,340	37,590	34,133	40,224	22,363
.. Sind	—	—	—	—	—	2,069
.. Madras	—	—	—	—	—	630	157	120
.. Burma	—	—	—	—	—	2,520	4,380	12,219	2,829	9,185
TOTAL	—	—	—	—	—	9,490	41,970	46,352	50,210	39,797
Leather —										
<i>Hides, tanned or dressed</i> —										
Buffalo hides (III. I)—United Kingdom	Tons 1,491	Tons 208	Tons 358	Tons 598	Tons 746	34,09,620	4,02,420	4,69,540	9,48,310	11,90,186
Aden and Dependencies	2	1	920	700	841	5,100	1,104
Mesopotamia*	1	7	13	1,187	11,250	18,090
Ceylon	9	5	1	11,860	10,070	2,800	2,989	1,386
Straits Settlements (including Labuan)	18	20	12	7	2	10,110	17,540	6,200	3,600	900
Hongkong	..	1	3	10	2,200	6,100	28,000	..
Egypt†	40	2	41	19	..	1,29,720	11,200	90,800	55,955	..
Zanzibar and Pemba	6	4	7	9	9	24,580	11,070	14,575	22,075	10,709
Kenya Colony	14	19	23	27	41	34,200	32,370	48,043	50,525	71,939
Tanganyika Territory	1	1	3	2,375	3,431	9,800
Other British Possessions	100	..	957	450	1,415
TOTAL BRITISH EMPIRE	1,584	257	447	670	815	38,21,110	4,94,570	6,43,868	11,30,585	13,20,589
Germany	2	18,675
Belgium	1	2	..	700	..	2,000	3,600
Turkey, Asiatic
Levant and Black Sea	54	4	1,23,130	6,080
Persian Gulf	44	3	95,020	10,580
Syria	57	23	24	1,20,540	48,594	75,904
Persia	1	..	820	850	1,105	2,122	5,039
Muskat Territory and Trucial Oman	..	2	3,500
Other Native States in Arabia	2,325
Java	..	1	1,050	300
Egypt†	2	4,000
German East Africa ‡	850	2,450

* Included in Turkey, Asiatic, prior to 1921-22.

† Shown as "Tanganyika Territory" under British Empire from 1921-22.

‡ Shown as "British East Africa" from 1922-23.

GENERAL EXPORTS

(638)

INDIAN MERCHANDISE

No. 14—continued

ARTICLES, AND COUNTRIES OF FINAL DESTINATION; ALSO SHARE OF EACH PROVINCE	QUANTITY					VALUE				
	1910-20	1921-21	1921-22	1922-23	1923-24	1910-20	1920-21	1921-22	1922-23	1923-24
	Tons	Tons	Tons	Tons	Tons	R	R	R	R	R
Leather—continued										
<i>Hides, tanned or dressed—continued</i>										
Buffalo hides (III. 1)— <i>continued</i>										
United States of America— <i>Via Atlantic Coast</i>	107	3	2,55,080	3,000
Other Foreign Countries	1	1	1	490	1,790	506	1,035	909
TOTAL FOREIGN COUNTRIES	208	14	59	25	20	4,75,390	30,550	1,43,511	53,751	80,443
<i>Share of Bengal</i>	64	18	..	2	1	1,03,370	44,950	2,479	4,042	1,120
<i>Bombay</i>	230	35	131	78	97	7,46,460	88,030	2,97,400	1,70,805	2,06,346
<i>Sind</i>	1,320	..	672	3,930
<i>Madras</i>	1,477	197	360	598	744	32,02,800	3,74,010	4,75,200	9,34,317	11,97,235
<i>Burma</i>	29	31	15	17	2	43,870	18,310	12,300	30,500	900
TOTAL	1,790	271	506	605	844	40,06,500	5,25,120	7,87,379	11,90,336	14,10,032
Cowhides (III. 1)—	Tons	Tons	Tons	Tons	Tons					
United Kingdom	24,903	3,034	4,563	7,775	10,639	6,70,47,050	88,08,970	1,06,98,576	1,80,42,820	2,56,93,400
Aden and Dependences	9	8	14	18	15	19,840	23,780	29,185	36,157	35,614
Mesopotamia *	7	4	24	19,300	13,433	54,006
Ceylon	1	13	2	8,130	25,980	4,343	4,903	930
Straits Settlements (including Labuan)	24	114	34	31	31	39,550	1,99,070	1,06,522	87,250	61,856
Federated Malay States	20	68,200
Hongkong	6	104	655	488	461	8,210	1,78,880	10,17,712	12,52,048	11,56,280
Egypt †	..	1	14	1	..	810	3,630	83,236	5,206	..
Cape of Good Hope	4	6	8,890	20,620
Zanzibar and Pemba	2	1	5	1	..	6,020	3,830	10,200	6,260	4,608
Kenya Colony	5	2	4	7	11	20,070	10,450	11,627	20,471	37,141
Tanganyika Territory	1	725	3,332	650
Mauritius and Dependences	1	2	..	1	..	2,020	4,950	1,272	1,724	661
Canada— <i>Via Atlantic Coast</i>	2	5,890
Victoria	400
New South Wales	1	1	5,350	2,160
Australian Commonwealth (Total)	1	1	6,750	2,160
Other British Possessions	800	..	302
TOTAL BRITISH EMPIRE	20,356	3,236	5,324	8,327	11,183	6,71,61,750	99,90,260	1,26,93,198	1,94,73,694	2,70,54,327
Finland	6	1,204	12,798
Germany	..	6	19	1	16,400	76,178	1,589	..
Netherlands	..	41	59	89,420	1,15,677
Belgium	..	0	1	3	21,700	2,780	9,576	..
France	..	10	1,150	49,350	..	1,100	..
Italy	137	4,98,300	310	1,254
Turkey, European	1	1,500
Turkey, Asiatic
<i>Levant and Black Sea</i>	5	20,200
<i>Persian Gulf</i>	16	1	43,700	9,730
Syria	7	3	600	13,993	4,548
Maskat Territory and Trucial Oman	1	2,500	..
Persia	3	1	1	..	2	11,220	4,870	5,907	2,624	8,480
Sumatra	2,000
Indo-China (including Cochin-China, Cambodia, Annam, Tonkin and French leased territories in China)	8	17,300	..
China (exclusive of Hongkong and Macao)	6	33	84	70	95	9,150	64,370	1,92,695	1,58,250	2,07,621
Japan	18	3	1	65,270	13,320	22,200	..	1,200
Egypt †	1	2,980
German East Africa †	950	1,750
United States of America— <i>Via Atlantic Coast</i>	1,017	120	10	113	178	37,90,620	2,59,620	28,029	2,41,837	4,04,460
Other Foreign Countries	1	340	..	1,284	..	539
TOTAL FOREIGN COUNTRIES	1,203	227	173	203	283	43,80,900	5,30,340	4,80,002	4,49,973	6,42,626
<i>Share of Bengal</i>	535	31	11	32	204	16,16,210	1,14,320	27,076	43,725	3,90,595
<i>Bombay</i>	4,364	431	597	973	1,044	1,98,18,730	20,43,920	37,85,068	38,56,287	43,45,601
<i>Sind</i>	69	9	..	37	62	2,74,510	23,570	..	95,162	1,54,351
<i>Madras</i>	16,623	2,778	3,784	6,792	9,570	4,97,00,710	71,39,000	72,67,265	1,41,69,579	2,13,31,489
<i>Burma</i>	63	264	365	696	586	1,32,440	4,60,390	19,83,791	17,68,908	14,25,007
TOTAL	21,559	3,513	5,497	8,580	11,466	7,15,42,650	98,11,100	1,30,23,200	1,99,23,667	2,70,06,953

* Included in Turkey, Asiatic, prior to 1921-22.
 † Shown as "Tanganyika Territory" under the British Empire from 1921-22.
 ‡ Shown as a Foreign country from 1923-24.

No. 14—continued

ARTICLES, AND COUNTRIES OF FINAL DESTINATION; ALSO SHARE OF EACH PROVINCE.	QUANTITY					VALUE				
	1919-20	1920-21	1921-22	1922-23	1923-24	1919-20	1920-21	1921-22	1922-23	1923-24
Leather—continued <i>Hides, tanned or dressed—</i> <i>continued</i>						R	R	R	R	R
Calf Skins—										
Buffalo Calf Skins (III. I) (a)—		Tons	Tons	Tons	Tons					
United Kingdom	—	58	47	190	184	—	2,08,730	88,950	4,16,900	4,05,807
Hongkong	—	0	—	18,000
Other British Possessions	—	—	10	..	350	..
TOTAL BRITISH EMPIRE	—	58	47	190	184	—	2,08,740	88,950	4,16,340	4,18,807
France	—	..	2	—	..	5,468
Belgium	—	—	2,070
United States of America— Via Atlantic Coast	—	2	—	3,070
Other Foreign Countries	—	—	40	9	..	182
TOTAL FOREIGN COUNTRIES	—	2	2	—	5,780	5,476	..	182
Share of Bombay	—	16	14	—	64,552	67,450
" Sind	—	8	—	178	19,058
" Madras	—	60	49	175	162	—	2,14,520	94,425	3,61,616	3,29,481
" Burma	—	6	—	13,000
TOTAL	—	60	49	190	190	—	2,14,520	94,425	4,16,340	4,18,989
Cow Calf Skins (III. I) (a)—		Tons	Tons	Tons	Tons					
United Kingdom	—	221	266	531	662	—	9,01,320	6,68,902	10,00,062	20,08,809
Ceylon	—	1	—	1,020	249	8,208	4,780
Straits Settlements (including Labuan)	—	1	—	1,810	..	75	..
Hongkong	—	2	—	4,800
Egypt †	—	..	1	—	..	2,460	621	..
Other British Possessions	—	—	327
TOTAL BRITISH EMPIRE	—	222	267	531	665	—	9,04,220	6,69,011	10,00,020	20,78,785
Germany	—	..	2	2	3	—	..	3,743	6,769	5,155
Netherlands	—	..	2	—	..	3,750	..	600
Belgium	—	1	—	5,120
Syria	—	2	..	—	5,000	..
China (exclusive of Hongkong and Macao)	—	1	—	2,500
United States of America— Via Atlantic Coast	—	4	21	—	9,840	53,674
TOTAL FOREIGN COUNTRIES	—	6	4	4	24	—	17,400	7,493	11,819	59,329
Share of Bengal	—	..	1	2	..	—	..	1,960	5,060	..
" Bombay	—	4	12	24	31	—	14,920	46,300	1,14,858	1,38,066
" Sind	—	4	—	631	7,991
" Madras	—	222	248	509	653	—	9,02,760	6,26,354	14,96,296	19,87,358
" Burma	—	2	2	—	4,000	4,800
TOTAL	—	228	261	535	680	—	9,21,080	6,74,104	16,15,845	21,88,214
Total Calf Skins (III. I)—	Tons	Tons	Tons	Tons	Tons					
United Kingdom	472	270	393	721	840	22,03,880	11,10,110	7,52,852	20,16,052	24,74,676
Ceylon	1	..	1,040	249	8,581	4,780
Straits Settlements (including Labuan)	..	1	1,810	..	75	..
Hongkong	8	17,800
Egypt †	1	2,460	654	..
New South Wales	3	8,820
Australian Commonwealth (Total)	3	8,820
Other British Possessions	60	327
TOTAL BRITISH EMPIRE	475	280	304	721	855	22,12,750	11,12,960	7,55,561	20,20,372	24,97,592
Germany	2	2	3	3,743	6,769	5,155
Netherlands	2	3,750	..	600
Belgium	..	1	7,190
France	2	2	..	960	..	5,466	5,080	..
Syria
China (exclusive of Hongkong and Macao)	..	1	2,500
United States of America— Via Atlantic Coast	192	6	21	9,27,550	13,490	53,674
Other Foreign Countries	1	1,350	60	9	..	182
TOTAL FOREIGN COUNTRIES	193	8	6	4	24	9,29,860	23,240	12,968	11,819	59,811
Share of Bengal	1	2	1,960	5,060	..
" Bombay	66	4	12	39	45	3,99,410	14,920	46,300	1,14,810	1,38,016
" Sind	2	12	20,720	609	27,049
" Madras	594	282	297	684	814	27,22,480	11,17,280	7,19,879	18,46,912	23,16,820
" Burma	..	2	8	..	4,000	17,800
TOTAL	668	288	310	725	879	31,42,610	11,36,200	7,68,529	20,32,191	25,57,203

(a) Separately recorded from 1920-21.

† Shown as a Foreign country from 1923-24.

GENERAL EXPORTS

(640)

INDIAN MERCHANDISE

No. 14—continued

ARTICLES, AND COUNTRIES OF FINAL DESTINATION; ALSO SHARE OF EACH PROVINCE	QUANTITY					VALUE				
	1919-20	1920-21	1921-22	1922-23	1923-24	1919-20	1920-21	1921-22	1922-23	1923-24
Leather—continued										
<i>Hides, tanned or dressed</i>										
—continued										
Other hides (III. D)—	Tons	Tons	Tons	Tons	Tons					
United Kingdom	1	1	1,940	8,350
Ceylon	1	1,080	2,470	..	228	1,558
Straits Settlements (including Labuan)	1	..	3	2,751	..	6,000
Hongkong	2	2	533	5,600
TOTAL BRITISH EMPIRE	1	2	1	2	5	3,020	10,820	2,751	761	13,158
Turkey, Asiatic
Levant and Black Sea	4	7,180
Siam	720	..
Other Foreign Countries	525
TOTAL FOREIGN COUNTRIES	4	7,180	720	525
<i>Share of Bengal</i>	5	1	10,310	3,350	..	720	..
„ <i>Sind</i>	525
„ <i>Madras</i>	1	1	2,470	2,751	228	1,558
„ <i>Burma</i>	2	5	533	11,600
TOTAL	5	2	1	2	5	10,210	10,820	2,751	1,481	13,683
<i>Total Hides, tanned or dressed—</i>	Tons	Tons	Tons	Tons	Tons					
United Kingdom	22,266	3,520	5,224	9,084	12,231	7,26,62,490	1,03,28,850	1,19,15,068	2,10,07,182	2,03,67,262
Aden and Dependencies	10	8	14	20	16	20,760	24,460	30,026	41,257	36,718
Mesopotamia *	8	11	37	20,437	24,688	72,095
Ceylon	11	19	3	..	1	16,070	39,540	7,392	11,701	8,663
Straits Settlements (including Labuan)	41	135	47	38	36	40,670	2,18,420	1,15,473	90,025	71,756
Federated Malay States	26	65,200
Hongkong	6	105	658	500	471	8,210	1,81,060	15,23,812	12,78,581	11,79,630
Egypt †	46	3	56	20	..	1,30,030	14,830	1,26,496	61,915	..
Cape of Good Hope	4	6	8,890	20,620	847
Zanzibar and Pemba	8	5	12	10	9	30,600	14,900	24,775	29,285	21,404
Kenya Colony	19	21	27	34	52	54,320	48,820	59,670	76,996	1,09,380
Tanganyika Territory	1	2	3	8,600	6,763	10,450
Mauritius and Dependencies	2	..	1	..	2,920	4,950	1,372	1,724	936
Canada— Via Atlantic Coast	2	5,880
Victoria	400
New South Wales <i>Australian Commonwealth</i> (Total)	4	1	14,170	2,180
Other British Possessions	100	..	410	450	1,442
TOTAL BRITISH EMPIRE	22,415	3,825	6,076	9,720	12,858	7,20,98,630	1,08,98,610	1,39,95,378	2,26,31,412	3,08,85,666
Finland	6	1,204	12,798
Germany	6	23	3	3	..	16,400	98,594	8,318	5,155
Netherlands	42	58	90,320	1,19,427	..	600
Belgium	7	1	4	2	..	20,590	2,780	11,576	3,000
France	1	16	2	2,600	49,350	5,466	1,100	..
Italy	138	4,98,700	420	1,278
Turkey, European	1	1,500
Turkey, Asiatic
Levant and Black Sea	63	4	1,50,520	6,680
Persian Gulf	61	4	1,39,670	20,310
Syria	57	32	27	1,21,010	67,647	80,462
Mascat Territory and Trucial Oman	2	..	1	8,500	..	2,500	..
Other Native States in Arabia	340	..	2,745	..	500
Persia	3	1	1	1	2	12,040	5,720	7,012	4,746	13,701
Sumatra	2,000
Java	1,050
Indo-China (including Cochin-China, Cambodia, Annam, Tonkin and French leased territories in China)	1	1,164
China (exclusive of Hongkong and Macao)	8	17,300	..
China (exclusive of Hongkong and Macao)	6	84	84	70	95	9,150	67,670	1,92,695	1,50,150	2,07,021
Japan	18	3	1	..	1	65,270	13,360	2,747	135	2,100
Egypt ‡	3	6,080
German East Africa †	1,800	4,200

* Included in Turkey, Asiatic prior to 1921-22.
 † Shown as "Tanganyika Territory" under the British Empire from 1921-22.
 ‡ Shown as a Foreign country from 1923-24.

No. 14—continued

ARTICLES, AND COUNTRIES OF FINAL DESTINATION; ALSO SHARE OF EACH PROVINCE	QUANTITY					VALUE				
	1910-20	1920-21	1921-22	1922-23	1923-24	1910-20	1920-21	1921-22	1922-23	1923-24
Leather—continued										
<i>Total Hides, tanned or dressed—continued</i>	Tons	Tons	Tons	Tons	Tons					
United States of America—										
<i>Via Atlantic Coast</i>	1,817	129	10	113	197	49,13,250	2,76,110	28,029	2,41,837	4,58,650
Other Foreign Countries								4	720	39
TOTAL FOREIGN COUNTRIES	1,607	240	238	232	336	57,93,340	5,84,630	5,86,481	5,16,263	7,62,205
<i>Share of Bengal</i>	604	60	12	36	205	17,29,790	1,97,620	31,606	53,547	3,91,625
<i>Bombay</i>	4,651	470	1,040	1,090	1,186	2,09,64,550	21,44,870	40,89,368	42,06,502	47,47,962
<i>Sind</i>	76	9		37	74	2,95,230	24,890		96,849	1,85,855
<i>Madras</i>	18,599	3,258	4,442	8,074	11,128	5,56,25,990	86,32,760	84,64,895	1,70,01,036	2,43,97,122
<i>Burma</i>	792	227	320	715	601	5,78,370	4,83,100	19,96,091	17,89,941	14,55,307
TOTAL	24,022	4,074	6,314	9,952	13,194	7,87,91,970	1,14,88,240	1,45,81,859	2,31,47,675	3,16,77,871
Skins, tanned or dressed—										
Goat skins (III. I)—	Tons	Tons	Tons	Tons	Tons					
United Kingdom	1,331	766	1,078	1,339	1,279	1,52,45,630	88,62,860	75,62,364	98,88,202	79,88,648
Aden and Dependencies						1,100	20			2,569
Ceylon	1					6,920	1,080	1,070	1,107	3,547
Straits Settlements (including Labuan)	4	1	1			19,120	5,000	4,116	2,109	1,050
Hongkong		1		1			5,940	3,200	5,000	
Kenya Colony	1					1,500	1,140	609		650
Victoria					1		1,270	4,814	10,696	9,400
Australian Commonwealth (Total)					1		1,270	4,814	10,696	9,400
Other British Possessions						1,000		450	518	90
TOTAL BRITISH EMPIRE	1,337	768	1,079	1,400	1,280	1,52,75,270	68,77,380	75,76,623	99,02,632	80,05,846
Germany		1	9		1		8,650	64,432	1,724	1,250
Netherlands			16	1			5,880	1,08,150	12,027	
France	15	17	2	5		2,79,660	2,13,930	21,856	87,962	
Italy	4	1				27,850	6,060	5,407		
Java	3				3	23,000	240	1,800		12,182
Siam									1,012	
China (exclusive of Hongkong and Macao)		1			1		2,000		1,000	3,800
Japan	7	7	14	1	2	48,800	36,780	70,480	14,907	12,450
United States of America—										
<i>Via Atlantic Coast</i>	176	29	80	84	76	16,30,570	1,82,460	4,06,061	4,52,143	4,65,919
Other Foreign Countries						570	500	25		165
TOTAL FOREIGN COUNTRIES	205	56	121	91	83	20,07,850	4,56,620	6,78,271	5,20,805	4,95,766
<i>Share of Bengal</i>	9	4			1	56,230	23,370	1,800		5,20
<i>Bombay</i>	196	113	119	228	265	14,94,820	7,52,430	7,86,238	11,12,303	15,44,435
<i>Sind</i>	67	13	74	115	99	5,20,990	1,02,180	3,81,375	5,03,804	3,61,240
<i>Madras</i>	1,267	691	1,007	1,155	997	1,51,49,320	64,35,460	71,32,981	88,06,390	66,66,931
<i>Burma</i>	3	3			1	1,860	12,940	2,500	1,000	3,300
TOTAL	1,542	824	1,200	1,491	1,363	1,72,83,120	73,33,020	82,54,894	1,04,23,497	85,01,611
Sheep skins (III. I)—	Tons	Tons	Tons	Tons	Tons					
United Kingdom	2,257	1,009	1,422	1,755	1,946	2,13,55,280	79,48,630	87,67,184	94,94,548	1,06,43,625
Mesopotamia				1				300	1,200	
Sri Lanka		8	1					5,757		
Ceylon	7		7	8	16	37,160	41,720	25,593	41,758	44,978
Straits Settlements (including Labuan)	108	190	318	216	234	6,50,340	10,54,850	14,87,280	10,81,441	12,37,545
Hongkong		1	2	10		1,500	5,860	4,188	61,400	
Egypt†				1		400		230	1,855	

† Shown as a Foreign country from 1923-24.

GENERAL EXPORTS

(642)

INDIAN MERCHANDISE

No. 14—continued

ARTICLES, AND COUNTRIES OF FINAL DESTINATION; ALSO SHARE OF EACH PROVINCE	QUANTITY					VALUE				
	1919-20	1920-21	1921-22	1922-23	1923-24	1919-20	1920-21	1921-22	1922-23	1923-24
	Tons	Tons	Tons	Tons	Tons	R	R	R	R	R
Leather—continued										
<i>Skins, tanned or dressed—continued</i>										
<i>Sheep skins (III. D)—continued</i>										
Zanzibar and Pemba	1	1	1	1,790	4,050	2,925	2,858	2,5
Kenya Colony	3	2	2	2	7	11,210	10,400	8,480	8,680	18,11
Mauritius and Dependencies	1	3	1	4	1	15,420	27,380	12,093	10,655	6,41
Tanganyika Territory	—	—	—	—	50	740	91
Victoria	1,41
New South Wales	2,01
Australian Commonwealth (Total)	3,51
Other British Possessions	150	..	500
TOTAL BRITISH EMPIRE	7	2,377	1,213	1,758	1,997	2,207,360	60,90,240	1,03,14,569	1,06,54,186	1,10,56,01
Germany	12	11	23	2	..	97,250	78,668	78,608	10,31
Netherlands	5	31	17	22	..	37,480	1,49,034	95,921	1,49,81
Belgium	2	..	1	..	2	20,000	..	8,690	..	12,91
France	2	8	..	5	..	18,250	27,160	1,545	16,510	..
Italy	2	6	13	4	10	11,550	47,448	71,981	12,61
Sumatra	1,100	1,700	2,534	80
Java	1	5	11	69	71	4,360	37,350	56,120	3,35,906	3,45,11
Siam	2	2	2	3	6	16,660	28,420	16,191	23,147	26,81
Indo China (including Cochin China, Cambodia, Annam and Tonkin and French leased territories in China) China (exclusive of Hongkong and Macao)	1,06
Japan	300	439	809	817	940	24,58,520	23,86,340	43,32,073	40,36,424	47,28,05
German East Africa†	2,000
United States of America— Fid Atlantic Coast	624	135	130	163	272	47,34,750	9,50,180	7,47,621	9,40,941	14,88,37
Other Foreign Countries	480	..	840	..	71
TOTAL FOREIGN COUNTRIES	931	610	1,006	1,115	1,319	72,63,080	35,80,730	54,21,270	56,12,189	67,76,56
<i>Share of Bengal</i>	<i>46</i>	<i>..</i>	<i>3</i>	<i>..</i>	<i>..</i>	<i>8,17,460</i>	<i>19,860A</i>	<i>16,326</i>	<i>3,422</i>	<i>1,67</i>
<i>Bombay</i>	<i>347</i>	<i>110</i>	<i>161</i>	<i>145</i>	<i>174</i>	<i>26,95,310</i>	<i>7,73,170</i>	<i>11,43,139</i>	<i>6,78,181</i>	<i>8,64,91</i>
<i>Sind</i>	<i>73</i>	<i>27</i>	<i>62</i>	<i>93</i>	<i>39</i>	<i>6,19,040</i>	<i>2,00,250</i>	<i>3,57,794</i>	<i>3,37,120</i>	<i>3,37,86</i>
<i>Madras</i>	<i>2,842</i>	<i>1,577</i>	<i>2,516</i>	<i>2,860</i>	<i>3,291</i>	<i>2,57,66,660</i>	<i>1,16,26,460</i>	<i>1,42,09,989</i>	<i>1,51,22,372</i>	<i>1,75,30,06</i>
<i>Burma</i>	<i>6</i>	<i>9</i>	<i>18</i>	<i>14</i>	<i>..</i>	<i>25,310</i>	<i>51,230</i>	<i>8,398</i>	<i>69,730</i>	<i>10</i>
TOTAL	2,308	1,823	2,759	3,112	3,554	2,93,26,280	1,26,70,970	1,67,35,889	1,62,66,326	1,87,34,52
Other skins (III. I)—	Tons	Tons	Tons	Tons	Tons					
United Kingdom	12	10	30	41	1	86,700	71,150	4,46,795	5,10,996	40,101
Ceylon Straits Settlements (including Labuan)	1	140	2,600	4,068	2,186	3,17
Egypt †	2,000
Other British Possessions	319	348	91
TOTAL BRITISH EMPIRE	12	10	30	41	2	86,840	75,750	4,51,182	5,21,580	45,88
Germany	2	1,090	168	26,000	..
Belgium	1	12,000
France	17,000	52,695	15,720	4,40
Switzerland	1,200	..
China (exclusive of Hongkong and Macao)	3	2	1	..	1,500	30,956	26,000	18,001
Japan	2,400
United States of America— Fid Atlantic Coast	3	3	5	..	40	1,40,000	85,080	1,42,531	2,381
Other Foreign Countries	220	400	400	771
TOTAL FOREIGN COUNTRIES	..	3	7	9	1	40	1,59,810	1,83,699	2,11,851	26,145
<i>Share of Bengal</i>	<i>..</i>	<i>..</i>	<i>..</i>	<i>..</i>	<i>..</i>	<i>..</i>	<i>4,060</i>	<i>2,600</i>	<i>..</i>	<i>10,991</i>
<i>Bombay</i>	<i>4</i>	<i>4</i>	<i>3</i>	<i>13</i>	<i>2</i>	<i>29,460</i>	<i>20,320</i>	<i>37,755</i>	<i>1,98,421</i>	<i>51,761</i>
<i>Sind</i>	<i>8</i>	<i>9</i>	<i>34</i>	<i>37</i>	<i>..</i>	<i>66,330</i>	<i>2,08,630</i>	<i>5,39,779</i>	<i>5,32,874</i>	<i>2,121</i>
<i>Madras</i>	<i>..</i>	<i>..</i>	<i>..</i>	<i>..</i>	<i>1</i>	<i>530</i>	<i>2,550</i>	<i>4,747</i>	<i>2,088</i>	<i>5,721</i>
<i>Burma</i>	<i>..</i>	<i>..</i>	<i>..</i>	<i>..</i>	<i>..</i>	<i>..</i>	<i>..</i>	<i>..</i>	<i>..</i>	<i>1,441</i>
TOTAL	12	13	37	60	3	86,880	2,35,560	6,34,831	7,33,381	72,036

† Shown as "Tanganyika Territory" under the British Empire from 1921-22
‡ Shown as a Foreign country from 1923-24.

No. 14—continued

ARTICLES, AND COUNTRIES OF FINAL DESTINATION; ALSO SHARE OF EACH PROVINCE	QUANTITY					VALUE				
	1919-20	1920-21	1921-22	1922-23	1923-24	1919-20	1920-21	1921-22	1922-23	1923-24
Leather—continued										
<i>Skins, tanned or dressed—</i>										
<i>continued</i>										
TOTAL SKINS, TANNED OR DRESSED—	Tons	Tons	Tons	Tons	Tons	Rs	Rs	Rs	Rs	Rs
United Kingdom	3,599	1,754	2,520	3,195	3,226	3,66,37,610	1,46,80,080	1,67,76,343	1,98,96,746	1,86,72,473
Mesopotamia*	—	—	—	1	—	—	—	300	1,200	—
Aden and Dependencies	—	—	—	—	—	1,250	80	—	—	2,560
Maldives	—	—	1	—	—	—	—	5,757	—	—
Ceylon	8	8	7	8	16	44,220	45,400	30,731	45,051	51,703
Straits Settlements (including Labuan)	112	191	319	216	265	6,69,460	10,69,850	14,91,724	10,33,550	12,41,115
Hongkong	1	2	2	11	—	1,500	11,800	7,388	56,400	—
Egypt†	—	—	—	1	—	—	2,000	680	1,928	—
Zanzibar and Pemba	1	1	—	—	1	2,590	4,050	2,925	2,858	2,077
Kenya Colony	3	2	2	2	7	12,710	11,540	9,069	8,680	18,855
Mauritius and Dependencies	2	3	1	4	1	15,420	27,330	13,093	19,656	6,400
Tanganyika Territory	—	—	—	—	—	—	—	50	940	978
Victoria	—	—	—	—	1	—	1,270	4,814	10,696	10,894
New South Wales	—	—	—	—	—	—	—	—	348	2,074
<i>Australian Commonwealth</i> <i>(Total)</i>	—	—	—	—	1	—	1,270	4,814	11,044	12,968
Other British Possessions	—	—	—	—	—	600	—	500	245	—
TOTAL BRITISH EMPIRE	3,726	1,991	2,862	3,438	3,517	3,74,36,360	1,60,43,350	1,83,42,274	2,10,78,298	2,00,09,786
Germany	—	13	20	25	3	—	1,06,900	1,38,258	1,06,332	11,557
Netherlands	—	5	47	18	22	—	43,360	2,67,184	1,07,948	1,49,838
Belgium	2	—	3	—	2	20,000	—	15,690	—	12,000
France	17	25	2	10	—	2,97,910	2,68,090	76,096	70,192	4,495
Switzerland	—	—	—	—	—	—	—	—	1,200	—
Italy	4	3	6	13	4	27,860	17,610	52,915	71,931	13,436
Sumatra	—	—	—	—	—	—	1,100	1,700	2,634	800
Java	8	5	11	69	74	26,360	37,590	57,320	2,35,906	3,67,356
Siam	3	2	2	3	6	16,660	23,420	16,191	24,159	26,859
Indo-China (including Cochin China, Cambodia, Annam, Tonkin and French leased territories in China)	—	—	—	—	—	—	—	—	—	1,104
China (exclusive of Hongkong and Macao)	—	2	8	7	2	—	10,400	33,306	47,177	21,800
Japan	307	446	823	818	942	25,05,320	24,23,120	43,94,958	40,41,421	47,40,500
German East Africa†	—	—	—	—	—	—	2,000	—	—	—
United States of America— Via Atlantic Coast	800	168	213	252	348	63,65,360	12,72,670	12,88,762	15,85,615	19,57,172
Other Foreign Countries	—	—	—	—	—	1,460	810	865	400	963
TOTAL FOREIGN COUNTRIES	1,136	669	1,134	1,215	1,408	92,60,920	41,07,160	62,83,240	63,44,905	72,98,462
<i>Share of Bengal</i>	<i>49</i>	<i>4</i>	<i>2</i>	<i>—</i>	<i>1</i>	<i>2,73,590</i>	<i>47,890</i>	<i>20,726</i>	<i>8,422</i>	<i>17,871</i>
<i>Bombay</i>	<i>547</i>	<i>227</i>	<i>233</i>	<i>386</i>	<i>441</i>	<i>42,19,590</i>	<i>15,46,920</i>	<i>19,17,376</i>	<i>19,88,905</i>	<i>34,61,112</i>
<i>Sind</i>	<i>148</i>	<i>49</i>	<i>170</i>	<i>238</i>	<i>188</i>	<i>12,56,920</i>	<i>5,18,060</i>	<i>13,38,943</i>	<i>16,23,793</i>	<i>7,01,223</i>
<i>Madras</i>	<i>4,109</i>	<i>2,368</i>	<i>3,523</i>	<i>4,015</i>	<i>4,289</i>	<i>4,09,18,410</i>	<i>1,30,64,470</i>	<i>2,13,47,067</i>	<i>2,39,31,348</i>	<i>2,41,22,720</i>
<i>Burma</i>	<i>9</i>	<i>12</i>	<i>18</i>	<i>14</i>	<i>1</i>	<i>27,670</i>	<i>64,170</i>	<i>10,893</i>	<i>70,730</i>	<i>5,340</i>
TOTAL	4,862	2,660	3,996	4,653	4,925	4,66,96,280	2,02,40,510	2,46,25,514	2,74,23,203	2,73,08,248
Total Hides and Skins, tanned or dressed—	Tons	Tons	Tons	Tons	Tons					
United Kingdom	25,895	5,304	7,754	12,279	15,457	10,93,50,100	2,52,08,880	2,86,92,311	4,09,03,928	4,80,39,735
Aden and Dependencies	10	8	14	20	18	22,010	24,540	30,026	41,257	39,278
Mesopotamia*	—	—	8	12	37	—	—	20,727	25,888	72,096
Maldives †	—	—	1	—	—	—	—	5,757	—	—
Ceylon	19	27	10	8	17	60,290	84,940	38,123	56,752	60,368
Straits Settlements (including Labuan)	153	326	365	254	301	7,19,130	12,78,270	16,07,197	11,24,475	13,12,871
Federated Malay States	—	—	26	—	—	—	—	65,200	—	—
Hongkong	6	107	660	511	471	9,710	1,92,860	16,31,200	13,34,981	11,79,680
Egypt†	46	3	56	31	—	1,30,630	16,830	1,27,176	63,848	—
Cape of Good Hope	4	6	—	—	—	8,890	20,620	847	—	—
Zanzibar and Pemba	9	6	12	10	10	33,190	18,950	27,700	32,093	24,981
Kenya Colony	22	23	29	36	59	67,020	60,360	68,789	85,676	1,23,225
Tanganyika Territory	—	—	1	2	3	—	—	3,650	7,703	11,425
Mauritius and Dependencies	2	5	1	5	1	18,340	32,280	13,365	21,380	7,296
Canada— Via Atlantic Coast	—	—	—	—	2	—	—	—	—	5,890
Victoria	—	—	—	—	1	406	1,270	4,814	10,696	10,894
New South Wales	4	1	—	—	—	14,170	2,180	—	348	2,074

* Included in Turkey, Asiatic prior to 1921-2.
† Shown as "Tanganyika Territory" under the British Empire from 1921-23.
‡ Shown as a Foreign country from 1923-24.

GENERAL EXPORTS

(644)

INDIAN MERCHANDISE

No. 14—continued

ARTICLES, AND COUNTRIES OF FINAL DESTINATION; ALSO SHARE OF EACH PROVINCE	QUANTITY					VALUE				
	1910-20	1920-21	1921-22	1922-23	1923-24	1910-20	1920-21	1921-22	1922-23	1923-24
Leather—continued										
<i>Total Hides and Skins, tanned or dressed—continued</i>	Tons	Tons	Tons	Tons	Tons	R	R	R	R	R
<i>Australian Commonwealth (Total)</i>	1	1	1	14,570	3,430	4,814	11,044	12,968
Other British Possessions	100	..	910	695	1,442
TOTAL BRITISH EMPIRE	26,140	6,616	8,038	13,158	16,375	11,04,33,090	2,69,41,960	3,23,37,752	4,37,09,710	5,08,95,452
Finland	6	1,204	12,798
Germany	..	10	43	28	6	..	1,23,390	2,36,852	1,14,630	16,712
Netherlands	..	47	105	18	22	..	1,33,680	3,76,611	1,07,048	1,50,438
Belgium	2	7	3	4	4	20,000	29,590	18,470	11,576	16,200
France	18	41	4	10	..	3,00,510	3,07,440	81,582	71,292	4,495
Switzerland	1,200	..
Italy	142	3	6	13	4	5,26,560	18,030	54,193	71,931	13,438
Turkey, European	1	1,500
Turkey, Asiatic Levant and Black Sea	63	4	1,50,520	6,630
Persian Gulf	61	4	1,39,840	20,530
Syria	57	32	27	1,21,040	67,647	80,462
Maskat Territory and Trucial Oman	..	2	..	1	3,500	..	2,500	..
Other Native States in Arabia	340	..	2,770	400	500
Persia	3	1	1	1	2	12,840	6,310	7,832	4,746	14,218
Sumatra	1,100	3,700	2,534	800
Java	3	6	11	69	74	26,360	38,640	58,484	3,35,996	3,67,353
Siam	3	2	2	2	6	16,660	23,420	16,191	24,879	26,593
Indo-China (including Cochin China, Cambodia, Annam, Tonkin and French leased territories in China)	8	17,300	1,104
China (exclusive of Hongkong and Macao)	6	36	92	77	97	9,150	78,070	2,26,001	2,06,327	2,29,421
Japan	325	449	824	818	943	25,70,590	24,36,480	43,97,700	40,41,556	47,42,600
Egypt†	3	6,981
German East Africa †	1	2,280	6,260
United States of America—Fid Atlantic Coast	2,117	297	223	365	545	1,12,78,610	15,48,780	12,66,791	17,77,452	24,15,831
Other Foreign Countries	24	..	446
TOTAL FOREIGN COUNTRIES	2,744	918	1,372	1,447	1,739	1,50,54,260	47,81,700	68,69,721	68,61,168	80,90,697
<i>Share of Bengal</i>	<i>654</i>	<i>54</i>	<i>14</i>	<i>36</i>	<i>206</i>	<i>20,03,450</i>	<i>2,45,510</i>	<i>52,231</i>	<i>61,969</i>	<i>4,09,496</i>
.. Bombay	5,098	697	1,323	1,476	1,597	2,51,84,240	36,90,790	60,06,743	61,95,407	72,09,074
.. Sind	224	58	170	275	262	15,52,180	5,42,950	13,28,948	15,20,447	8,87,040
.. Madras	22,803	5,626	7,965	12,082	15,417	9,85,44,400	2,66,97,230	2,98,12,562	4,09,32,384	4,90,19,348
.. Burma	100	299	338	729	802	2,03,980	5,47,270	20,06,989	18,60,671	14,60,647
TOTAL	28,834	6,734	10,310	14,605	18,114	12,54,93,250	3,17,23,750	3,92,07,473	5,05,70,878	5,89,86,139
Unwrought (III. D)—United Kingdom	Cwts. 5,429	Cwts. 407	Cwts. 498	Cwts. 1,357	Cwts. 1,271	9,04,230	1,31,140	1,15,157	2,25,057	2,41,540
Palatine	22	5,000
Aden and Dependencies	13	..	12	6	..	4,710	..	2,050	695	100
Mesopotamia*	1,880	1,635	1,617	1,70,062	2,21,825	2,10,290
Bahrain Islands	11	1,160	..
Ceylon	17	21	29	130	102	1,790	2,540	2,494	23,233	4,918
Strait Settlements (including Labuan)	1,421	2,563	1,594	1,075	678	2,05,040	3,37,930	2,19,856	2,06,747	1,12,169
Hongkong	246	2,645	281	107	22	23,370	2,28,510	26,030	29,025	4,300
Egypt‡	118	200	260	128	..	17,750	44,210	28,239	19,094	..
Cape of Good Hope	7	56	..	250	..	1,185	8,460	..
Natal	14	..	10	7,110	..	1,990	260	..
Zanzibar and Pemba	30	65	16	21	9	6,710	11,100	3,050	5,033	2,210
Kenya Colony	124	65	62	80	52	36,700	13,330	11,467	14,038	9,925
Tanganyika Territory	25	11	6	4,900	2,884	1,675
Mauritius and Dependencies	..	63	31	46	9,390	6,826	9,831	..
Seychelles	4	6	10	9	11	700	950	1,350	1,475	1,540
Victoria	11	2,400	180
New South Wales	6	3	1,020	2,350	..	177	..
<i>Australian Commonwealth (Total)</i>	<i>17</i>	<i>3</i>	<i>..</i>	<i>..</i>	<i>..</i>	<i>3,490</i>	<i>2,530</i>	<i>..</i>	<i>177</i>	<i>..</i>
New Zealand (including Nauru and Br. Samoa)	4	8,800
Other British Possessions	1	3	635	1,026	..
TOTAL BRITISH EMPIRE	7,434	6,008	4,114	5,280	4,080	12,16,340	7,81,630	6,05,440	7,70,010	6,93,667

* Included in Turkey, Asiatic prior to 1921-22.
 † Shown as "Tanganyika Territory" under the British Empire from 1921-22.
 ‡ Shown as a Foreign country from 1923-24.

No. 14—continued

ARTICLES, AND COUNTRIES OF FINAL DESTINATION; ALSO SHARE OF EACH PROVINCE	QUANTITY					VALUE				
	1919-20	1920-21	1921-22	1922-23	1923-24	1919-20	1920-21	1921-22	1922-23	1923-24
Leather—continued										
<i>Unwrought (III. D)— continued</i>	<i>Cwts.</i>	<i>Cwts.</i>	<i>Cwts.</i>	<i>Cwts.</i>	<i>Cwts.</i>	<i>R</i>	<i>R</i>	<i>R</i>	<i>R</i>	<i>R</i>
Germany	38	..	2	8,367	..	985
France	7	18	12,920	18,880
Spain	3	1,370
Italy	44	..	6	8	..	9,180	..	5,112	5,525	..
Turkey, European	80	15,000
Turkey, Asiatic Levant and Black Sea	80	5	3,000	680
Persian Gulf	991	575	2,52,790	1,04,640
Syria	2	360	410	725	68,000	07,050
Armenia	41	3,837
Persia	307	124	54	116	94	50,050	22,500	9,358	17,623	17,675
Sumatra	19	23	20	4	..	6,180	9,084	8,400	1,525
Java	32	822	104	182	451	6,410	48,400	28,596	27,279	98,799
Siam	3	1	2	390	380	2,525	80	..
China (exclusive of Hongkong and Macao)	28	400	169	164	131	2,020	60,510	17,758	23,315	7,175
Japan	3	1	16	..	1	1,400	240	7,910	..	510
Egypt†	57	7,530
German East Africa‡	6	10	1,800	3,610
United States of America— Via Atlantic Coast	5	20	14	3	..	810	3,810	7,120	600	..
Other Foreign Countries	8	2	5	2	..	480	200	1,150	285
TOTAL FOREIGN COUNTRIES	1,451	2,136	425	868	1,100	8,40,650	2,91,830	89,658	1,47,072	2,08,371
<i>Share of Bengal</i>	<i>3,315</i>	<i>1,953</i>	<i>1,438</i>	<i>1,689</i>	<i>2278</i>	<i>6,87,710</i>	<i>3,16,590</i>	<i>2,37,535</i>	<i>2,30,031</i>	<i>5,25,172</i>
" <i>Bombay</i>	<i>1,485</i>	<i>851</i>	<i>1,672</i>	<i>3,276</i>	<i>2,140</i>	<i>3,47,320</i>	<i>1,77,150</i>	<i>2,45,240</i>	<i>4,63,491</i>	<i>2,88,521</i>
" <i>Sind</i>	<i>75</i>	<i>126</i>	<i>68</i>	<i>119</i>	<i>16</i>	<i>17,140</i>	<i>38,710</i>	<i>9,480</i>	<i>14,122</i>	<i>3,908</i>
" <i>Madras</i>	<i>1,868</i>	<i>350</i>	<i>236</i>	<i>330</i>	<i>833</i>	<i>3,76,420</i>	<i>1,06,940</i>	<i>84,431</i>	<i>1,05,753</i>	<i>1,81,737</i>
" <i>Burma</i>	<i>2,142</i>	<i>4,864</i>	<i>1,135</i>	<i>724</i>	<i>12</i>	<i>2,28,500</i>	<i>4,26,470</i>	<i>1,18,412</i>	<i>1,04,285</i>	<i>3,100</i>
TOTAL	8,885	8,144	4,539	6,138	5,279	15,56,090	10,63,160	6,95,098	9,17,082	8,02,038
Manufactures (excluding boots and shoes)—										
Bags, trunks and travelling requisites (III. I) (a)— United Kingdom	2,400	1,711	1,519	470
Adon and Dependences	50	1,390	1,452	1,935
Mesopotamia*	4,570	5,904	11,461
Ceylon	800	2,421	1,826	1,769
Straits Settlements (including Labuan)	1,150	400	200
Natal	250	2,300	650
Zanzibar and Pemba	150	310	1,520
Kenya Colony	800	2,489	1,546	1,800
Other British Possessions	820	375	1,689	1,460
TOTAL BRITISH EMPIRE							4,370	14,515	17,086	21,285
Netherlands	1,110
Turkey, Asiatic Persian Gulf	1,040
Persia	1,090	818	1,991	1,875
Java	1,200	160	..
Siam	1,070	1,000
Portuguese East Africa	300	..	3,935
United States of America— Via Atlantic Coast	1,429
Other Foreign Countries	270	75	235	435
TOTAL FOREIGN COUNTRIES							4,400	5,322	3,456	7,245
<i>Share of Bengal</i>									<i>505</i>	
" <i>Bombay</i>								<i>8,470</i>	<i>17,837</i>	<i>19,932</i>
" <i>Madras</i>								<i>300</i>	<i>40</i>	<i>1,189</i>
" <i>Burma</i>									<i>16</i>	
TOTAL								8,770	17,837	20,492

(a) Separately recorded from 1920-21.

* Included in Turkey, Asiatic, prior to 1921-22.

† Shown as "Tanzania Territory" under the British Empire from 1921-22.

‡ Shown as a Foreign Country from 1923-24.

GENERAL EXPORTS

(646)

INDIAN MERCHANDISE

No. 14—continued

ARTICLES AND COUNTRIES OF FINAL DESTINATION; ALSO SHARE OF EACH PROVINCE	QUANTITY					VALUE				
	1919-20	1920-21	1921-22	1922-23	1923-24	1919-20	1920-21	1921-22	1922-23	1923-24
		Cwts.	Cwts.	Cwts.	Cwts.	₹	₹	₹	₹	₹
Leather—continued										
<i>Unwrought (III. 1)—continued</i>										
Leather belting (III. 1)(a)—										
Aden and Dependencies	—	1	—	230
Kenya Colony	—	..	8	..	19	—	..	1,350	..	2,91
Other British Possessions	—	..	18	..	1	—	..	2,050	..	21
TOTAL BRITISH EMPIRE	—	1	21	..	20	—	230	3,300	..	3,1
China (exclusive of Hongkong and Macao)	—	5	—	—	1,690
Other Foreign Countries	—	..	1	..	3	—	..	200	..	5
TOTAL FOREIGN COUNTRIES	—	5	1	..	3	—	1,690	200	..	5
<i>Share of Bombay</i>	—	5	22	..	23	—	1,920	3,500	..	3,7
Saddlery and harness (III. 1)—										
United Kingdom	—	—	—	—	—	250	2,350	1,845	750	51
Aden and Dependencies	—	—	—	—	—	11,300	1,300	1,900	286	2,0
Mesopotamia*	—	—	—	—	—	—	—	3,32,549	..	39,8
Ceylon	—	—	—	—	—	3,120	200	..	110	1
Borneo (British)	—	—	—	—	—	140	8,760	3
Natal	—	—	—	—	—	2,060	1,11
Zanzibar and Pemba	—	—	—	—	—	3,730	..	100	..	5
Kenya Colony	—	—	—	—	—	1,400	1,760	1,049	35	11
Mauritius and Dependencies	—	—	—	—	—	..	3,720	3,510	3,900	71
Other British Possessions	—	—	—	—	—	1,020	760	250	300	91
TOTAL BRITISH EMPIRE	—	—	—	—	—	20,960	10,590	3,40,903	16,181	46,11
Turkey, Asiatic Persian Gulf	—	—	—	—	—	4,200	61,910
Persia	—	—	—	—	—	4,600	20,790	1,367	1,227	11,01
Siam	—	—	—	—	—	2,300	600	1,050	640	2,71
China (exclusive of Hongkong and Macao)	—	—	—	—	—	1,700	..	7,847	..	5,21
Portuguese East Africa	—	—	—	—	—	28,01
Other Foreign Countries	—	—	—	—	—	1,060	..	1,550	676	..
TOTAL FOREIGN COUNTRIES	—	—	—	—	—	18,950	83,300	11,814	2,548	47,07
<i>Share of Bengal</i>	—	—	—	—	—	4,300	3,680	2,615	..	7,01
.. Bombay	—	—	—	—	—	23,060	85,070	3,49,404	17,349	72,89
.. Sind	—	—	—	—	—	1,110	3,390	498	425	12,71
.. Madras	—	—	—	—	—	880	1,250	100	910	67
.. Burma	—	—	—	—	—	600	..	100	40	6
TOTAL	—	—	—	—	—	34,910	93,490	3,52,717	18,724	93,20
Other sorts (III. 1)—										
United Kingdom	—	—	—	—	—	630	6,700	723	2,754	4,93
Aden and Dependencies	—	—	—	—	—	4,790	840	413	1,250	52
Mesopotamia*	—	—	—	—	—	—	—	8,339	17,777	81,22
Bahrain Islands	—	—	—	—	—	3,150
Ceylon	—	—	—	—	—	8,840	1,140	11,413	5,797	10,031
Straits Settlements (includ- ing Labuan)	—	—	—	—	—	3,720	4,460	8,799	9,813	7,453
Hongkong	—	—	—	—	—	..	4,460	81
Egypt †	—	—	—	—	—	..	2,480
Natal	—	—	—	—	—	450	120	1,700	30	..
Zanzibar and Pemba	—	—	—	—	—	290	1,650	1,340	664	940
Kenya Colony	—	—	—	—	—	3,100	9,670	9,905	22,436	31,515
Mauritius and Dependencies	—	—	—	—	—	40	..	6,700	2,600	10,325
Tanganyika Territory	—	—	—	—	—	—	—	300	2,525	3,170
Other British Possessions	—	—	—	—	—	..	1,140	100	1,300	100
TOTAL BRITISH EMPIRE	—	—	—	—	—	24,910	32,660	49,737	67,146	150,299
Turkey, Asiatic Red Sea	—	—	—	—	—	..	80
Persian Gulf	—	—	—	—	—	33,190	21,270
Mascat Territory and Trucial Oman	—	—	—	—	—	1,540	80	..
Other Native States in Arabia	—	—	—	—	—	450	2,780	..	100	..
Persia	—	—	—	—	—	4,030	1,620	1,449	1,470	992
Java	—	—	—	—	—	1,500	900	700	20	60
Siam	—	—	—	—	—	260	..	107	2,860	640

* Included in Turkey, Asiatic, prior to 1921-22.
† Shown as a Foreign country from 1923-24.
(a) Separately recorded from 1920-21.

No. 14—continued

ARTICLES, AND COUNTRIES OF FINAL DESTINATION; ALSO SHARE OF EACH C. PROVINCE	QUANTITY					VALUE				
	1919-20	1920-21	1921-22	1922-23	1923-24	1919-20	1920-21	1921-22	1922-23	1923-24
Leather—continued										
Other ports—continued						B	B	B	B	B
China (exclusive of Hongkong and Macao)	—	—	—	—	—	..	450
Portuguese East Africa	—	—	—	—	—	810	1,270	6,380	5,500	11,135
French Somaliland	—	—	—	—	—	10	..	6,140
United States of America—Via Atlantic Coast	—	—	—	—	—	1,826	..
Other Foreign Countries	—	—	—	—	—	530	680	875	400	..
TOTAL FOREIGN COUNTRIES	—	—	—	—	—	43,220	20,200	13,451	12,258	12,727
Share of Bengal	—	—	—	—	—	4,480	1,920	10,024	9,224	10,464
“ Bombay	—	—	—	—	—	53,610	51,030	39,623	62,866	1,42,616
“ Sind	—	—	—	—	—	40	1,270	100	80	7,263
“ Madras	—	—	—	—	—	10,000	7,420	10,387	7,038	8,629
“ Burma	—	—	—	—	—	..	180	34	634	50
TOTAL	—	—	—	—	—	68,130	61,800	60,188	70,402	1,63,020
Total Value of Leather—										
United Kingdom	—	—	—	—	—	11,02,55,110	2,51,51,970	2,98,11,502	4,11,34,008	4,82,87,232
Palestine	—	—	—	—	—	—	—	5,000
Aden and Dependencies	—	—	—	—	—	42,810	20,900	35,779	44,020	43,948
Mesopotamia*	—	—	—	—	—	—	—	5,46,866	2,71,479	4,14,884
Bahrain Islands	—	—	—	—	—	3,400	1,150	826
Maldives	—	—	—	—	—	5,757
Ceylon	—	—	—	—	—	74,040	89,120	55,451	87,718	77,105
Straits Settlements (including Labuan)	—	—	—	—	—	9,29,440	16,20,890	18,87,102	13,41,735	14,38,593
Federated Malay States	—	—	—	—	—	65,200	947	100
Borneo (British)	—	—	—	—	—	140	8,700	365
Hongkong	—	—	—	—	—	33,080	4,25,830	16,57,360	19,64,006	11,84,064
Egypt†	—	—	—	—	—	1,48,380	64,150	1,65,415	88,137	..
Cape of Good Hope	—	—	—	—	—	9,140	20,620	2,082	9,534	..
Natal	—	—	—	—	—	7,560	120	8,940	4,650	1,808
Zanzibar and Pemba	—	—	—	—	—	43,920	31,720	32,340	38,100	20,408
Kenya Colony	—	—	—	—	—	1,02,200	85,920	91,800	1,28,781	1,74,520
Tanganyika Territory	—	—	—	—	—	—	—	9,225	16,112	16,950
Mauritius and Dependencies	—	—	—	—	—	18,380	46,800	80,400	38,166	18,321
Seychelles	—	—	—	—	—	800	1,250	2,800	2,470	2,106
Canada—Via Atlantic Coast	—	—	—	—	—	5,880
Victoria	—	—	—	—	—	2,800	1,450	5,445	10,696	10,894
New South Wales	—	—	—	—	—	15,970	6,850	150	625	2,074
Australian Commonwealth (Total)	—	—	—	—	—	18,110	6,800	5,699	11,321	12,968
New Zealand (including Nauru and Br. Samoa)	—	—	—	—	—	3,600
Other British Possessions	—	—	—	—	—	..	700	..	889	380
TOTAL BRITISH EMPIRE	—	—	—	—	—	11,16,96,200	2,77,71,440	3,48,48,847	4,45,80,683	5,17,19,043
Finland	—	—	—	—	—	1,954	12,798
Germany	—	—	—	—	—	..	1,28,300	2,40,194	1,14,680	17,607
Netherlands	—	—	—	—	—	..	1,35,160	3,73,811	1,07,948	1,50,438
Belgium	—	—	—	—	—	20,000	29,500	18,470	11,576	16,200
France	—	—	—	—	—	3,13,330	3,26,270	81,767	71,812	4,495
Spain	—	—	—	—	—	..	1,370
Switzerland	—	—	—	—	—	1,200	85
Italy	—	—	—	—	—	5,35,720	18,030	80,305	77,571	13,436
Turkey, European	—	—	—	—	—	..	18,000	1,500
Turkey, Asiatic Levant and Black Sea	—	—	—	—	—	1,53,620	7,810
Red Sea	—	—	—	—	—	..	80
Persian Gulf	—	—	—	—	—	4,80,020	2,09,890	1,22,216	1,35,647	1,50,502
Syria	—	—	—	—	—	3,387
Arabia	—	—	—	—	—
Mascat Territory and Trucial Oman	—	—	—	—	—	1,940	3,500	..	3,480	..
Other Native States in Arabia	—	—	—	—	—	1,390	2,750	3,770	500	850
Persia	—	—	—	—	—	72,510	53,410	20,324	27,057	45,793
Sumatra	—	—	—	—	—	80	7,230	12,784	5,934	2,326
Java	—	—	—	—	—	34,270	82,940	80,980	3,63,456	4,54,217

* Included in Turkey, Asiatic prior to 1921-22.

† Shown as a Foreign Country from 1923-24.

GENERAL EXPORTS

(648)

INDIAN MERCHANDISE

No. 14—continued

ARTICLES, AND COUNTRIES OF FINAL DESTINATION; ALSO SHARE OF EACH PROVINCE	QUANTITY					VALUE				
	1919-20	1920-21	1921-22	1922-23	1923-24	1919 20	1920-21	1921-22	1922-23	1923-24
Leather—concluded.						R	R	R	R	R
<i>Total Value of Leather—continued</i>						19,610	24,400	19,873	29,529	31,198
Indo-China (including Cochin China, Cambodia, Annam, Tonkin and French leased territories in China)									17,500	1,104
China (exclusive of Hongkong and Macao)						12,870	1,43,720	2,51,606	2,29,642	2,41,854
Japan						25,71,990	24,30,720	44,05,610	40,41,556	47,43,110
Egypt										14,000
Portuguese East Africa						810	1,320	7,104	5,500	43,495
German East Africa						4,080	10,260			
French Somaliland						10		4,290		
United States of America—Vid Atlantic Coast						1,12,79,420	15,52,500	12,75,740	17,80,054	24,10,831
Other Foreign Countries						530	480		400	781
TOTAL FOREIGN COUNTRIES						1,54,52,030	51,81,910	69,88,166	70,26,493	83,66,656
<i>Share of Bengal</i>						25,99,970	3,67,730	3,02,405	3,01,789	7,52,159
<i>Bombay</i>						2,66,13,180	40,14,430	66,62,347	67,53,445	77,44,153
<i>Sind</i>						15,70,440	5,84,820	13,39,026	15,35,074	9,09,961
<i>Madras</i>						9,69,31,700	2,68,12,440	2,99,07,480	4,16,46,175	4,92,05,969
<i>Burma</i>						4,33,040	9,73,930	21,25,555	19,65,695	14,64,457
TOTAL						12,71,48,280	3,29,53,350	4,03,36,818	5,16,07,178	6,00,76,699
Liquors—										
<i>Spirit (I. D)—</i>										
United Kingdom	Gals.	Gals.	Gals.	Gals.	Gals.	9			18,172	
Ceylon	655	2,056	700	190	10,266	10,100	19,090	10,000	6,100	3,600
Mesopotamia*			473		20			2,239		25
Other British Possessions	132	10	150		100	110	120	690		350
TOTAL BRITISH EMPIRE	796	2,066	1,323	6,350	10,386	10,360	19,210	13,129	24,182	3,975
TOTAL FOREIGN COUNTRIES	18	4			9	330	110			20
<i>Share of Bengal</i>	13	586			10,375	50	1,470			3,979
<i>Bombay</i>	2	6	573		20	40	210	2,339		25
<i>Sind</i>	16					290				
<i>Madras</i>	783	1,478	750	6,350		10,310	17,640	10,240	24,182	
TOTAL	814	2,070	1,323	6,350	10,395	10,690	19,320	13,129	24,182	3,995
Wines (I. D)—										
TOTAL BRITISH EMPIRE		Gals.	Gals.	Gals.	Gals.		10		209	250
<i>Share of Madras</i>							10		209	250
Other sorts of Liquors (I. D)—										
United Kingdom	Gals.		Gals.	Gals.	Gals.	8			19,800	
Ceylon		422	1,210	1,006	600		7,990	5,440	4,741	12,800
Other British Possessions										
TOTAL BRITISH EMPIRE	8	422	1,210	7,726	600	40	7,990	5,440	24,541	12,800
<i>Share of Madras</i>	8	422	1,210	7,726	600	40	7,950	5,440	24,541	12,800
TOTAL LIQUORS	822	2,502	2,533	14,285	11,245	10,730	27,530	18,569	40,418	17,595
Machinery and Mill-work of all kinds (III. J)—										
United Kingdom						1,190	3,850	14,100	26,288	17,964
Aden and Dependencies						1,250	2,650	1,570		2,097
Ceylon						50,150	8,610	3,513	16,500	26,856
Straits Settlements (including Labuan)						61,210	8,100	15,864	100	30,794
Federated Malay States						1,240	150		205	11,730
Hongkong							5,790	4,925		594
Natal						2,740			200	
Rhodesia										4,672
Zanzibar and Pemba										550
Kenya Colony						3,020	1,000			1,280
Tanganyika Territory						5,730	2,770	1,880	1,000	1,000
Other British Possessions							410	909	45	655
TOTAL BRITISH EMPIRE						1,26,530	28,330	43,471	44,388	107,772

* Included in Turkey, Asiatic prior to 1921-22.
 † Shown as "Tanganyika Territory" under the British Empire from 1921-22.
 ‡ Shown as a Foreign Country from 1923-24.

No. 14—continued

ARTICLES, AND COUNTRIES OF FINAL DESTINATION; ALSO SHARE OF EACH PROVINCE	QUANTITY					VALUE				
	1919-20	1920-21	1921-22	1922-23	1923-24	1919-20	1920-21	1921-22	1922-23	1923-24
						R	R	R	R	R
Machinery and Millwork of all kinds (III. J)—continued										
Turkey, Asiatic	—	—	—	—	—	—	—	—	—	—
Persian Gulf	—	—	—	—	—	—	—	—	—	—
Persia	—	—	—	—	—	9,320	3,740	—	—	—
Sumatra	—	—	—	—	—	—	—	300	1,300	575
Java	—	—	—	—	—	1,700	—	—	—	—
Siam	—	—	—	—	—	6,800	—	10	—	—
Indo China (including Cochin China, Cambodia, Annam, Tonkin and French leased territories in China).	—	—	—	—	—	—	—	—	—	1,900
China (exclusive of Hong- kong and Macao)	—	—	—	—	—	450	—	4,950	300	—
Japan	—	—	—	—	—	6,350	—	—	—	5,760
Portuguese East Africa	—	—	—	—	—	—	2,500	25	—	—
German East Africa†	—	—	—	—	—	10,620	200	—	—	200
French Somaliland	—	—	—	—	—	4,000	—	—	—	—
Argentine Republic (includ- ing the Atlantic Coast of Patagonia)	—	—	—	—	—	2,950	—	1,900	—	—
Other Foreign Countries	—	—	—	—	—	—	500	335	1,100	4,633
TOTAL FOREIGN COUNTRIES	—	—	—	—	—	42,190	6,940	7,520	2,700	13,179
Share of Bengal	—	—	—	—	—	99,660	12,610	7,298	27,359	32,439
“ Bombay	—	—	—	—	—	68,210	18,580	19,202	2,800	7,359
“ Sind	—	—	—	—	—	5,700	—	100	—	—
“ Madras	—	—	—	—	—	5,040	3,430	2,905	16,484	16,292
“ Burma	—	—	—	—	—	120	650	21,486	395	14,361
TOTAL	—	—	—	—	—	1,68,720	35,270	50,991	47,038	120,951
Manures (II. S)—										
Bones, crushed (II. S) (a)—		Tons	Tons	Tons	Tons					
United Kingdom	—	1,516	128	648	454	—	1,27,240	8,465	79,710	56,064
Ceylon	—	3,010	2,823	2,767	2,925	—	1,93,610	1,77,824	2,02,768	1,89,566
Hongkong	—	16	—	—	—	—	2,160	—	—	—
TOTAL BRITISH EMPIRE	—	4,542	2,946	3,415	3,379	—	3,23,010	1,86,289	2,82,478	2,45,638
Sweden	—	100	—	—	—	—	7,000	—	—	—
Germany	—	6,920	5,851	7,154	4,602	—	6,42,400	5,45,499	7,31,796	6,20,077
Netherlands	—	800	496	2,486	2,250	—	81,600	62,952	2,45,038	2,59,855
Belgium	—	25,831	20,640	27,839	37,926	—	21,27,560	19,39,336	30,30,211	48,58,492
France	—	7,925	6,037	5,949	9,008	—	7,37,730	6,03,368	5,84,764	11,09,389
Italy	—	963	—	—	200	—	1,04,130	—	—	26,000
Japan	—	646	700	—	—	—	77,370	1,05,000	—	—
United States of America— Via Atlantic Coast	—	344	2,100	150	—	—	33,790	1,96,200	19,500	—
“ Pacific “	—	—	50	—	—	—	—	5,000	—	—
Hawaii	—	—	200	—	—	—	—	20,000	—	—
TOTAL FOREIGN COUNTRIES	—	43,334	35,974	43,078	53,986	—	38,11,600	34,82,855	46,11,304	68,74,713
Share of Bengal	—	12,203	11,449	12,943	23,907	—	11,45,360	11,52,979	14,39,619	29,24,049
“ Bombay	—	4,988	4,678	3,777	6,666	—	4,22,160	5,33,992	10,57,498	9,24,146
“ Sind	—	27,151	18,947	21,70	21,351	—	22,06,950	16,62,009	21,37,342	28,14,775
“ Madras	—	3,069	3,146	2,791	4,531	—	2,62,160	2,14,694	2,34,820	4,33,979
“ Burma	—	465	700	27	260	—	38,000	1,04,970	24,518	23,397
TOTAL	—	47,876	35,202	46,493	57,385	—	41,34,010	36,68,644	48,03,797	71,20,346
Bones, uncrushed (II. S) (a)—		Tons	Tons	Tons	Tons					
United Kingdom	—	100	—	—	8	—	8,500	—	—	892
Ceylon	—	1,281	60	12	50	—	86,270	2,720	500	2,260
Hongkong	—	9	19	25	51	—	1,250	3,386	3,690	12,163
Other British Possessions	—	—	—	—	—	—	—	—	—	50
TOTAL BRITISH EMPIRE	—	1,390	85	37	118	—	96,000	6,106	4,390	15,365
Germany	—	713	—	—	—	—	85,520	40	—	—
Belgium	—	—	124	264	—	—	—	11,191	27,446	—
China (exclusive of Hong- kong and Macao)	—	—	—	10	3	—	—	—	1,562	480
United States of America— Via Atlantic Coast	—	10	—	100	—	—	1,300	—	6,500	—
TOTAL FOREIGN COUNTRIES	—	723	124	374	3	—	86,820	11,231	35,477	480

† Shown as "Tanganyika Territory" under the British Empire from 1921-22.
(a) Separately recorded from 1920-21.

GENERAL EXPORTS

(650)

INDIAN MERCHANDISE

No. 14—continued

ARTICLES AND COUNTRIES OF FINAL DESTINATION; ALSO SHARE OF EACH PROVINCE.	QUANTITY					VALUE				
	1919-20	1920-21	1921-22	1922-23	1923-24	1919-20	1920-21	1921-22	1922-23	1923-24
		Tons	Tons	Tons	Tons	R	R	R	R	R
Manures (II. S)—continued										
<i>Bones, uncrushed—continued</i>										
Share of Bengal	—	323	..	300	4	—	95,330	..	26,500	395
.. Bombay	—	..	124	—	..	11,191
.. Madras	—	1,281	66	76	67	—	86,270	2,760	7,245	3,152
.. Burma	—	9	19	35	50	—	1,220	3,386	5,422	12,298
TOTAL	—	2,113	209	411	121	—	1,82,820	17,387	39,867	15,845
Bonesmeal (II. S) (a)—		Tons	Tons	Tons	Tons					
United Kingdom	—	12,857	17,689	9,284	5,854	—	11,59,950	15,05,337	8,43,749	4,70,458
Ceylon	—	8,265	8,987	5,318	10,702	—	9,84,950	4,82,597	6,29,360	13,37,961
Straits Settlements (including Labuan)	—	60	2	—	9,160	250
Kenya Colony	—	..	59	—	..	5,900
New Zealand (including Nauru and Br. Samoa)	—	725	1,475	775	825	—	65,250	1,06,250	85,250	90,750
Other British Possessions	—	0	—	1,083
TOTAL BRITISH EMPIRE	—	21,907	28,160	15,372	17,392	—	22,19,330	21,70,084	15,53,359	19,00,492
Finland	—	10	..	—	1,406	..
Germany	—	416	504	708	425	—	49,010	73,802	88,097	56,982
Netherlands	—	100	..	650	..	—	11,500	..	70,999	..
Belgium	—	2,801	1,401	1,449	1,146	—	3,66,840	1,89,632	2,16,874	1,53,720
France	—	510	100	850	442	—	75,990	14,996	1,14,456	69,342
Java	—	..	25	—	..	2,340
Japan	—	9,743	17,504	8,513	14,205	—	13,07,540	23,02,037	11,32,280	16,74,000
United States of America— Via Atlantic Coast	—	9,537	5,273	6,352	1,089	—	11,08,540	5,88,539	5,69,662	95,059
.. Pacific ..	—	3,444	1,819	1,004	1,245	—	4,08,150	1,90,339	1,14,976	1,29,914
Hawaii	—	701	..	2,559	2,263	—	81,100	..	2,83,071	2,57,770
Other Foreign Countries	—	2	—	200
TOTAL FOREIGN COUNTRIES	—	27,252	26,716	22,295	20,817	—	34,68,730	33,51,065	25,91,821	24,37,137
<i>Share of Bengal</i>	—	25,789	26,233	15,172	22,176	—	32,32,790	33,37,599	18,89,171	27,62,300
.. Bombay	—	4,825	4,947	4,788	3,233	—	6,54,060	5,32,350	4,64,921	4,07,917
.. Sind	—	12,860	12,066	11,499	8,453	—	11,24,430	9,78,421	10,53,744	6,72,352
.. Madras	—	4,912	6,231	6,609	4,027	—	5,80,420	5,85,899	6,63,566	4,66,713
.. Burma	—	773	700	859	315	—	1,06,360	87,500	78,719	28,347
TOTAL	—	49,159	49,876	37,607	38,209	—	56,88,060	55,21,769	41,50,180	43,37,629
Total Bones		Tons	Tons	Tons	Tons					
United Kingdom	6,939	14,473	17,812	9,932	6,316	5,48,810	12,95,690	15,78,802	9,23,459	5,27,414
Ceylon	12,625	12,556	6,826	8,092	13,686	10,19,770	12,64,830	9,18,141	8,32,648	15,29,780
Straits Settlements (including Labuan)	70	60	2	6,560	9,160	250
Hongkong	19	25	19	25	51	2,840	3,390	3,386	3,890	12,163
Natal	50	3,850
Kenya Colony	59	5,900
New Zealand (including Nauru and Br. Samoa)	2,038	725	1,475	775	825	1,77,970	65,250	1,06,250	85,250	90,750
Other British Possessions	9	1,133
TOTAL BRITISH EMPIRE	22,736	27,839	28,191	18,824	20,839	17,59,600	26,98,340	28,62,479	18,46,242	21,61,410
Finland	10	1,406	..
Sweden	..	100	7,000
Germany	..	8,049	6,445	7,862	5,027	..	7,77,020	6,19,341	8,19,893	6,77,959
Netherlands	..	2,130	900	496	3,136	2,260	1,82,440	93,000	62,952	3,10,032
Belgium	19,347	28,432	22,065	29,252	39,072	16,60,120	24,94,430	20,90,159	32,74,530	50,12,212
France	6,774	8,435	6,137	6,799	9,450	5,57,180	8,13,720	6,28,364	6,99,220	11,78,731
Italy	..	988	200	..	1,04,180	26,000
Java	25	2,340
China (exclusive of Hongkong and Macao)	10	3	1,532	480
Japan	28,795	10,339	18,204	8,513	14,206	30,65,650	13,84,910	24,97,037	11,32,280	16,74,000
United States of America— Via Atlantic Coast	483	9,591	7,373	6,603	1,083	61,280	12,03,630	7,34,739	5,95,662	95,059
.. Pacific ..	3,428	3,444	1,809	1,004	1,245	2,48,360	4,08,150	1,95,339	1,14,976	1,29,914
Hawaii	..	701	200	2,559	2,263	..	81,160	2,000	2,83,071	2,57,770
Other Foreign Countries	2	200
TOTAL FOREIGN COUNTRIES	60,957	71,809	62,814	65,747	74,806	67,75,630	75,67,150	68,45,271	72,38,602	93,12,330

(a) Separately recorded from 1920-21-

No. 14—continued

ARTICLES, AND COUNTRIES (OF FINAL DESTINATION; ALSO SHARE OF EACH PROVINCE)	QUANTITY					VALUE				
	1910-20	1920-21	1921-22	1922-23	1923-24	1910-20	1920-21	1921-22	1922-23	1923-24
Manures (II S)—continued										
<i>Total Bones—continued</i>	Tons	Tons	Tons	Tons	Tons	R	R	R	R	R
Share of Bengal	42,998	38,516	37,082	23,415	46,087	42,75,510	44,63,480	44,90,578	33,55,290	56,85,744
“ Bombay	6,149	9,813	9,749	13,505	9,904	6,81,720	10,76,210	10,77,533	15,22,479	13,32,063
“ Sind	19,787	40,011	31,012	33,208	50,401	15,47,610	33,91,380	26,40,430	31,91,086	31,87,127
“ Madras	11,744	9,282	9,143	8,276	8,675	8,88,180	9,28,840	8,03,153	9,06,330	9,03,344
“ Burma	3,017	1,247	1,419	1,173	625	2,62,100	1,45,580	1,95,856	1,08,659	64,042
TOTAL	83,693	99,148	89,005	84,571	95,492	75,35,130	1,00,05,490	92,07,750	90,88,844	1,14,73,821
<i>Fish manures (II. S)—(a)</i>										
United Kingdom	—	Tons 1,367	Tons ..	Tons ..	Tons ..	—	2,39,680
Ceylon	—	3,550	3,293	5,974	8,082	—	5,54,110	5,53,886	7,26,684	8,78,311
Straits Settlements (including Labuan)	—	2,176	2,513	3,331	3,232	—	2,12,200	2,52,495	3,49,796	3,50,327
Hongkong	—	25	227	857	52	—	2,290	40,280	1,00,804	10,744
TOTAL BRITISH EMPIRE	—	7,127	6,033	10,162	11,366	—	10,08,280	9,46,161	11,77,284	12,39,382
Germany	—	80	—	2,403
Siam	—	121	—	70	23,080
Other Foreign Countries	—	—	..	800	..	8
TOTAL FOREIGN COUNTRIES	—	201	—	70	800	..	25,491
Share of Bombay	—	..	42	..	284	—	..	1,343	..	46,372
“ Sind	—	347	..	4	87	—	11,900	..	860	6,016
“ Madras	—	4,579	3,251	5,970	7,793	—	7,81,830	6,52,043	7,25,824	8,28,978
“ Burma	—	2,201	2,740	4,188	3,403	—	2,14,560	2,93,075	4,50,600	3,83,507
TOTAL	—	7,127	6,033	10,162	11,567	—	10,08,350	9,46,461	11,77,284	12,64,873
<i>Fish guano (II. S)—(a)</i>										
Ceylon	—	Tons 3,526	Tons 3,296	Tons 8,074	Tons 12,897	—	5,14,740	5,08,580	10,91,711	12,54,317
Other British Possessions	—	..	8	—	..	810
TOTAL BRITISH EMPIRE	—	3,526	3,304	8,074	12,897	—	5,14,740	5,09,390	10,91,711	12,54,317
Java	—	8	—	1,540
China (exclusive of Hongkong and Macao)	—	1,858	—	1,88,301
Japan	—	1,476	120	..	1,829	—	1,98,690	20,400	..	2,07,324
TOTAL FOREIGN COUNTRIES	—	1,484	120	..	3,687	—	1,95,230	20,400	..	3,95,717
Share of Bengal	—	8	120	—	1,530	20,400
“ Madras	—	5,009	3,304	8,674	16,554	—	7,08,440	5,04,390	10,91,711	16,50,034
TOTAL	—	5,010	3,424	8,674	10,584	—	7,09,970	5,24,790	10,91,711	16,50,034
<i>Total Fish manures, and guano (II. S)—</i>										
United Kingdom	2,514	1,367	3,57,720	3,89,640
Ceylon	20,866	7,085	6,589	14,648	20,979	42,17,630	10,68,860	11,56,065	18,18,395	21,32,628
Straits Settlements (including Labuan)	1,680	2,176	2,513	3,331	3,232	1,47,620	2,12,200	2,52,495	3,49,796	3,50,327
Hongkong	..	25	227	857	52	..	2,290	40,280	1,00,804	10,744
Other British Possessions	8	810
TOTAL BRITISH EMPIRE	28,560	10,653	9,337	18,336	24,263	47,23,040	15,23,020	14,00,551	22,08,995	24,93,691
Germany	80	2,403
Java	..	8	1,540
Siam	121	..	70	23,080
China (exclusive of Hongkong and Macao)	1,858	300	..	1,88,301
Japan	2,404	1,476	120	..	1,829	2,95,110	1,93,690	20,400	..	2,07,324
Other Foreign Countries	5	550
TOTAL FOREIGN COUNTRIES	2,409	1,484	120	..	3,888	2,95,660	1,95,300	20,700	..	4,21,208
Share of Bengal	..	8	120	1,530	20,400
“ Bombay	5	..	42	..	284	580	..	1,343	..	46,372
“ Sind	..	347	..	4	87	..	11,900	..	860	6,016
“ Madras	34,284	9,581	6,555	14,644	24,377	48,70,500	14,90,270	11,56,433	18,17,525	24,79,012
“ Burma	1,630	2,201	2,740	4,188	3,403	1,47,620	2,14,560	2,93,075	4,50,600	3,83,507
TOTAL	35,989	12,137	9,457	18,836	29,151	50,18,700	17,18,320	14,71,251	22,68,995	29,14,907
<i>Sulphate of Ammonia (II. S)—</i>										
Ceylon	516	..	508	548	210	1,97,630	..	1,29,877	1,51,564	45,709
Hongkong	188	52,540
Mauritius and Dependencies	..	252	315	19	500	..	1,88,280	75,648	5,320	2,00,000
Other British Possessions	1	230
TOTAL BRITISH EMPIRE	516	252	824	567	898	1,97,630	1,88,280	2,05,755	1,56,884	2,98,249

(a) Separately recorded from 1920-21

GENERAL EXPORTS

(652)

INDIAN MERCHANDISE

No. 14—continued

ARTICLES AND COUNTRIES OF FINAL DESTINATION; ALSO SHARE OF EACH PROVINCE	QUANTITY					VALUE				
	1919-20	1920-21	1921-22	1922-23	1923-24	1919-20	1920-21	1921-22	1922-23	1923-24
Manures—continued						R	R	R	R	R
<i>Sulphate of Ammonia (II. S)</i> —continued.	Tons	Tons	Tons	Tons	Tons					
Sumatra	5	1,15
Java	6,264	1,619	276	1,410	3,447	11,79,310	5,73,730	53,981	3,54,186	7,84,85
Siam	10	2,760
China (exclusive of Hongkong and Macão).	84	9,288	..
Japan	1,887	58	714	3,65,801	15,693	1,64,90
Other Foreign Countries	80
TOTAL FOREIGN COUNTRIES	6,264	1,629	2,163	1,502	4,166	11,79,390	5,81,480	4,19,282	3,79,107	9,50,98
<i>Share of Bengal</i>	<i>6,780</i>	<i>1,831</i>	<i>2,937</i>	<i>2,069</i>	<i>5,061</i>	<i>13,77,020</i>	<i>7,19,760</i>	<i>6,25,037</i>	<i>5,35,991</i>	<i>12,19,18</i>
Other kinds (II. S)—	Tons	Tons	Tons	Tons	Tons					
United Kingdom	142	170	993	1,156	249	28,760	41,810	48,933	46,169	3,92
Aden and Dependencies	19	7	..	1	7	1,440	750	..	168	1,92
Ceylon	2,312	961	1,184	2,663	1,027	3,96,340	1,95,830	1,78,914	3,41,169	2,02,19
Straits Settlements (including Labuan)	2,614	347	153	8	15	3,25,720	42,470	18,458	800	1,73
Federated Malay States	17	10	..	10	..	1,925	90
Hongkong	26	..	1	2,450	..	300
Kenya Colony	9	2	100	1,030	230	13,80
Victoria	11	1,620
New South Wales	1	57	100	5,770
<i>Australian Commonwealth (Total)</i>	<i>1</i>	<i>68</i>	<i>..</i>	<i>..</i>	<i>..</i>	<i>100</i>	<i>7,390</i>	<i>..</i>	<i>..</i>	<i>..</i>
Other British Possessions	2	565	..
TOTAL BRITISH EMPIRE	5,314	1,553	2,340	3,854	1,408	7,54,810	2,88,260	2,37,635	3,91,026	2,24,48
Belgium	1	..	192	4	..	100	..	25,432	54
Native States in Arabia, other than Muskat Territory and Trucial Oman	6	112	28	61	..	300	20,760	3,099	8,717	..
Java	6	8	[1,190]	1,836	..	15
Japan	466	75	152	307	347	74,650	8,900	22,568	49,749	20,30
United States of America— <i>Yid Atlantic Coast</i>	60	570	1,130	167	58	8,400	63,800	1,07,938	14,043	5,24
Other Foreign Countries	3	5	3	3	2	250	580	905	495	25
TOTAL FOREIGN COUNTRIES	535	768	1,821	730	411	83,800	95,390	1,35,746	98,436	26,49
<i>Share of Bengal</i>	<i>906</i>	<i>784</i>	<i>1,806</i>	<i>1,900</i>	<i>680</i>	<i>2,03,600</i>	<i>1,67,840</i>	<i>1,95,450</i>	<i>2,51,965</i>	<i>77,28</i>
.. <i>Bombay</i>	<i>937</i>	<i>277</i>	<i>216</i>	<i>379</i>	<i>260</i>	<i>1,97,920</i>	<i>69,310</i>	<i>64,694</i>	<i>54,524</i>	<i>88,21</i>
.. <i>Madras</i>	<i>3,956</i>	<i>1,360</i>	<i>780</i>	<i>929</i>	<i>428</i>	<i>4,36,890</i>	<i>1,46,560</i>	<i>89,146</i>	<i>1,25,560</i>	<i>71,73</i>
.. <i>Burma</i>	<i>..</i>	<i>..</i>	<i>8</i>	<i>2</i>	<i>..</i>	<i>..</i>	<i>..</i>	<i>1,836</i>	<i>60</i>	<i>..</i>
TOTAL	5,349	2,321	3,661	4,581	1,819	8,38,410	3,88,650	3,73,381	4,80,462	2,50,97
Total Manures—	Tons	Tons	Tons	Tons	Tons					
United Kingdom	3,695	16,010	18,805	11,038	6,565	9,35,360	15,77,180	16,17,735	9,69,628	5,31,341
Aden and Dependencies	19	7	..	1	7	1,440	750	..	168	1,92
Ceylon	45,819	21,602	15,107	25,956	35,902	58,31,370	25,29,510	20,73,898	31,43,771	39,10,208
Straits Settlements (including Labuan)	4,504	2,583	2,667	3,339	3,249	4,79,000	2,63,850	2,71,183	3,50,596	2,52,315
Federated Malay States	17	18	..	10	..	1,925	1,867
Hongkong	45	50	247	884	231	5,000	5,630	43,968	1,05,239	75,407
Natal	50	3,850
Kenya Colony	76	2	100	7,740	230	13,800
Mauritius and Dependencies	252	316	19	500	..	1,38,230	75,648	5,320	2,00,000
Victoria	11	1,620
New South Wales	1	57	1	100	5,770	170
<i>Australian Commonwealth (Total)</i>	<i>1</i>	<i>68</i>	<i>..</i>	<i>..</i>	<i>1</i>	<i>100</i>	<i>7,390</i>	<i>..</i>	<i>..</i>	<i>170</i>
New Zealand (including Nauru and Herak Samoa)	2,033	725	1,475	775	825	1,77,970	65,250	1,66,250	85,270	90,750
TOTAL BRITISH EMPIRE	62,120	40,297	38,692	42,081	47,458	74,35,080	45,87,990	42,56,420	46,92,147	51,77,872
Finland	10	1,408	..
Sweden	100	7,000
Germany	8,049	6,445	7,862	5,107	..	7,77,020	6,19,341	8,19,803	6,80,362
Netherlands	2,130	902	499	3,136	2,250	1,82,440	93,230	63,857	3,16,032	2,50,855
Belgium	10,352	28,433	22,065	29,444	39,078	16,60,670	24,94,530	20,90,159	32,99,062	50,12,752
France	6,774	8,438	6,187	6,709	9,450	5,57,150	8,14,020	6,23,364	6,90,220	11,72,731
Italy	963	..	3	202	..	1,04,130	..	495	26,250

No. 14—continued

ARTICLES, AND COUNTRIES OF FINAL DESTINATION; ALSO SHARE OF EACH PROVINCE	QUANTITY					VALUE				
	1919-20	1920-21	1921-22	1922-23	1923-24	1919-20	1920-21	1921-22	1922-23	1923-24
						R	R	R	R	R
Manures—concluded										
Total Manures—continued										
Native States in Arabia, other than Maskat Territory and Trucial Oman	Tons 6	Tons 112	Tons 28	Tons 61	Tons ..	800	20,760	3,000	8,717	..
Sumatra	7	1,385
Java	6,264	1,632	300	1,410	3,447	11,79,310	5,81,400	58,167	3,54,186	7,85,006
Siara	10	121	..	2,820	23,080
China (exclusive of Hong-kong and Macão)	44	1,861	300	10,820	1,58,871
Japan	31,665	11,940	20,363	8,878	17,006	34,35,410	15,87,560	29,05,806	11,07,662	20,66,720
United States of America—										
Via Atlantic Coast	543	10,461	8,503	6,709	1,147	69,080	12,67,480	8,42,077	6,09,705	1,00,303
" Pacific "	3,423	3,444	1,860	1,004	1,245	2,48,860	4,08,180	1,95,380	1,14,076	1,20,914
Hawaii	701	200	2,550	2,263	..	81,160	20,000	2,83,071	2,67,770
Other Foreign Countries	3	330
TOTAL FOREIGN COUNTRIES	70,165	75,190	66,418	67,970	83,271	78,34,180	82,30,320	74,20,999	77,16,145	1,07,11,008
Share of Bengal	50,622	41,488	42,595	32,384	51,831	58,56,130	53,52,610	53,31,466	41,43,246	70,13,212
" Bombay	7,141	10,090	10,007	13,384	10,418	7,60,220	11,45,520	11,43,470	15,77,003	14,66,650
" Sind	19,787	40,358	31,863	34,580	30,942	16,47,610	31,03,340	26,62,785	32,49,319	35,06,874
" Madras	49,984	20,103	16,478	23,849	33,480	61,95,880	26,65,610	20,48,932	28,49,415	34,54,595
" Burma	4,697	3,448	4,167	5,363	4,028	4,09,720	3,60,140	4,90,767	5,59,309	4,47,540
TOTAL	132,291	115,487	105,110	110,060	130,720	1,47,60,260	1,28,27,220	1,16,77,419	1,28,78,292	1,56,88,660
Mats and Matting, except coir and rubber (III. V)										
United Kingdom	Sq. yards 1,700	Sq. yards 1,233	Sq. yards 1,360	Sq. yards 2,795	Sq. yards 8,304	460	1,200	1,360	1,421	6,710
Maldives	6,198	975	10,740	17,650	5,040	2,790	380	3,270	3,321	2,345
Ceylon	593,104	230,585	180,747	222,098	194,255	11,460	7,450	8,850	12,053	16,676
Straits Settlements (including Labuan)	5,819	3,903	41,055	3,587	14,500	4,030	560	5,018	1,140	1,836
Cape of Good Hope	1,816	1,840
Natal	7,151	10,635	20,579	6,150	7,862	2,940	2,200	3,580	2,450	2,766
Mauritius and Dependencies	500	875	900	800	90	300	1,100	550	200	45
Victoria	6	2,200	2	1,504
New South Wales	40	2,335	10	1,434
Australian Commonwealth (Total)	46	4,535	12	2,938
New Zealand (including Nauru and British Samoa)	25,222	18,433	..	5,556	..	2,200	2,620	..	4,125	..
Other British Possessions	780	3,325	2,416	450	250	48	640	1,205	189	93
TOTAL BRITISH EMPIRE	680,520	276,070	268,697	260,966	234,905	24,240	18,540	28,983	24,912	32,408
Hawaii	476	3,700	..
Other Foreign Countries	4,446	2,199	1,750	60	1,740	710	620	742	60	1,720
TOTAL FOREIGN COUNTRIES	4,446	2,199	1,750	60	1,740	710	620	742	3,760	1,720
Share of Bengal	44,872	29,173	26,521	31,300	38,679	12,880	7,960	8,979	17,318	24,545
" Bombay	500	1,320	11,510	3,842	540	200	1,320	5,002	1,443	270
" Sind	5,126	2,965	384	100	130	750	460	76	19	48
" Madras	420,710	241,820	218,201	222,543	184,086	10,320	8,950	8,498	9,022	7,695
" Burma	13,758	2,983	14,331	2,737	13,210	300	450	2,520	370	1,570
TOTAL	584,066	278,260	270,447	260,522	236,645	24,950	19,160	24,575	28,672	34,128
Metals and Ores—										
Brass, Bronze, and similar alloys—										
Unwrought (III. L)—										
United Kingdom	Cwts. 2	Cwts. ..	Cwts. ..	Cwts. ..	Cwts. ..	140
Ceylon	12	1,250
TOTAL BRITISH EMPIRE	2	..	12	140	..	1,250
TOTAL FOREIGN COUNTRIES	4	760

GENERAL EXPORTS

(654)

INDIAN MERCHANDISE

No. 14—continued

ARTICLES, AND COUNTRIES OF FINAL DESTINATION; ALSO SHARE OF EACH PROVINCE	QUANTITY					VALUE				
	1919-20	1920-21	1921-22	1922-23	1923-24	1919-20	1920-21	1921-22	1922-23	1923-24
Metals and Ores—continued										
Brass, Bronze, and similar alloys—continued										
Share of Bengal	2	..	4	140	..	759
.. Madras	12	1,260
TOTAL	2	..	16	140	..	2,009
Wrought (III. L)—										
United Kingdom	602	359	304	578	730	81,340	70,090	60,788	1,29,970	1,46,692
Gibraltar	55	77	152	129	49	6,150	8,780	33,669	25,358	7,370
Malta and Goso	8	30	500	3,650
Adon and Dependencies	101	78	65	38	61	12,020	14,470	10,245	4,405	8,465
Mesopotamia*	—	—	67	27	2	—	—	7,297	8,750	225
Bahrain Islands	12	6	6	..	5	1,650	900	625	..	500
Maldives	93	10,380
Ceylon	65	401	128	155	177	10,240	46,940	21,038	15,057	23,371
Straits Settlements (including Labuan)	678	149	295	118	117	1,52,260	29,330	47,778	17,460	17,184
Federated Malay States	20	2	7	4,750	230	1,103
Hongkong	14	7	17	6	..	1,860	1,250	3,490	736
Egypt	55	68	112	21	—	14,630	9,580	28,000	4,557	—
Cape of Good Hope	281	22	7	1	..	41,160	4,000	731	185	30
Natal	109	76	182	159	94	16,390	9,810	30,577	25,294	16,120
Zanzibar and Pemba	73	52	95	44	53	9,810	8,150	14,115	9,152	7,815
Kenya Colony	138	183	109	78	75	15,970	24,890	12,695	11,943	10,920
Tanganyika Territory	—	—	30	19	36	—	—	3,910	3,050	5,900
Mauritius and Dependencies	146	290	402	313	184	19,750	38,950	56,116	46,280	22,618
Canada—										
Via Atlantic Coast	2	6	8	7	..	900	1,834	1,724	886
" Pacific "	2	2	36	30	..	510	794	9,490	7,012
British West India Islands	24	43	99	65	142	3,020	4,110	11,150	9,603	21,885
British Guiana	1	34	39	24	35	120	5,430	8,574	4,075	5,838
Western Australia	1	1	420	254
South Australia (including Northern Territory)	8	2	..	1	1	1,180	400	..	300	300
Victoria	17	27	28	27	..	3,690	6,983	4,251	5,830
Tasmania	3	500
New South Wales	275	7	2	11	14	28,730	1,530	720	3,498	2,905
Queensland	35	..	72
Australian Commonwealth (Total)	383	27	39	40	45	29,910	6,130	7,983	8,049	9,607
New Zealand (including Nauru and British Samoa)	..	1	4	18	10	..	350	574	2,860	2,854
Fiji Islands	6	54	66	67	54	1,180	11,560	13,058	10,620	7,293
Other British Possessions	1	4	2	1	..	130	375	200	90
TOTAL BRITISH EMPIRE	2,649	2,084	2,211	1,955	1,950	4,20,350	3,13,500	3,81,976	3,58,172	3,27,694
Sweden	1	7	640	1,602	..
Germany	12	150	1,001	75
Netherlands	1	7	1	1	..	170	2,500	450	135
Denmark	110	5	68	197	..	21,720	1,135	12,373	29,174
France	76	116	11	18	18	16,070	14,700	1,890	2,894	2,265
Switzerland	2	1	1,000	405	165
Italy	28	3	8	13	18	7,140	1,220	1,335	1,940	1,516
Austria }	5	..	1	1	..	1,600	..	150	375
Hungary }
Turkey, Asiatic
Red Sea	6	55	—	—	—	960	8,800	—	—	—
Persian Gulf	159	60	—	—	—	27,500	7,860	—	—	—
Syria	—	—	..	2	21	—	—	..	715	2,840
Mascat Territory and Trucial Oman	5	6	2	4	3	500	1,200	300	320	150
Other Native States in Arabia	10	13	341	714	942	1,380	2,140	57,760	1,84,255	1,72,263
Perda	39	10	40	19	4	4,470	1,390	4,898	1,940	547
Sunatra	84	8,700
Java	91	129	95	85	28	12,240	21,190	13,741	5,702	4,565

No. 14—continued

ARTICLES, AND COUNTRIES OF FINAL DESTINATION; ALSO SHARE OF EACH PROVINCE	QUANTITY					VALUE				
	1919-20	1920-21	1921-22	1922-23	1923-24	1919-20	1920-21	1921-22	1922-23	1923-24
Metals and Ores—continued										
Brass, Bronze, and similar alloys—continued.										
Wrought (III. L)—continued	Cwts.	Cwts.	Cwts.	Cwts.	Cwts.					
Siam	58	20	10	14	17	8,060	5,500	1,885	1,070	2,375
Philippine Islands and Guam	9	1,635
China (exclusive of Hong- kong and Macao)	25	4	5	4	15	5,320	1,100	900	700	3,302
Egypt †	33	8,500
Tripoli	4	1,300
Portuguese East Africa	6	32	18	18	60	1,080	3,770	2,969	8,310	8,773
German East Africa †	5	10	770	2,270
Italian East Africa (Somal- land and Eritrea)	2	9	20	875	1,150	2,562
United States of America—										
<i>Vid Atlantic Coast.</i>	3	37	38	80	224	670	12,160	7,992	27,912	40,334
<i> " Pacific " "</i>	14	28	70	3,280	8,113	16,771
Dutch Guiana	20	8	7	14	27	2,870	1,600	950	2,400	4,398
Hawaii	1	14	320	2,704	..
Other Foreign Countries	3	..	5	2	..	510	20	670	645	220
TOTAL FOREIGN COUNTRIES	578	628	611	1,084	1,708	98,280	1,08,400	1,06,447	2,12,741	3,12,029
<i>Share of Bengal</i>	2,373	1,066	1,105	962	1,226	3,86,330	1,96,390	1,79,989	1,73,207	2,01,780
<i> " Bombay</i>	847	1,558	1,690	2,052	2,352	1,30,730	2,21,890	2,00,984	3,92,909	4,21,842
<i> " Madras</i>	24	20	17	79	..	3,180	2,337	1,601	13,648
<i> " Burma</i>	7	4	7	8	5	1,670	1,150	4,092	3,196	2,153
TOTAL	3,227	2,662	2,822	3,039	3,662	5,18,630	4,21,900	4,87,423	5,70,918	6,39,723
Chromite (chrome iron ore) (II. F)—	Tons	Tons	Tons	Tons	Tons					
United Kingdom	8,512	20,318	2,550	6,520	12,736	2,58,620	7,08,400	76,500	1,95,606	3,71,652
Straits Settlements (including Labuan)	550	22,000
Other British Possessions	2	20	..	80
TOTAL BRITISH EMPIRE	8,512	20,868	2,552	6,520	12,736	2,58,640	7,30,400	76,580	1,95,606	3,71,652
Sweden	1,200	1,500	5,500	1,650	..	46,000	45,000	1,65,000	49,500
Germany	3,700	1,600	2,777	1,11,000	48,000	88,340
Netherlands	4,076	2,500	1,22,280	86,250	..
Belgium	6,747	7,619	7,414	600	..	2,82,520	2,36,381	2,23,417	22,500
France	1,700	1,700	350	1,660	2,495	51,000	56,000	10,500	49,800	74,850
Italy	1,600	..	2,000	1,786	..	48,000	..	87,020	54,447
Japan	477	700	10,490	16,406	..
United States of America—										
<i>Vid Atlantic Coast</i>	500	4,928	4,200	23,877	8,006	16,510	1,69,130	1,48,000	8,46,167	2,46,740*
TOTAL FOREIGN COUNTRIES	2,200	16,175	21,922	45,951	17,314	67,510	5,81,650	6,92,661	15,21,059	6,31,377
<i>Share of Bengal</i>	500	607	266	17,500	23,661	7,147	..
<i> " Bombay</i>	36	10	10	6	10	1,989
<i> " Sind</i>	8,162	23,216	22,365	26,389	18,617	2,48,120	3,43,410	6,92,986	7,91,690	6,58,540
<i> " Madras</i>	2,550	13,328	1,602	25,877	11,397	78,620	4,51,130	52,580	9,17,817	3,42,520
TOTAL	10,712	37,043	24,474	52,471	30,050	3,26,150	13,12,050	7,69,231	17,16,664	9,03,029
Copper—										
Unwrought (III. L)—	Cwts.	Cwts.	Cwts.	Cwts.	Cwts.					
Ceylon	2	120
Belgium	30,706	6,90,913
<i>Share of Bengal</i>	2	120
<i> " Burma</i>	30,706	6,90,913
TOTAL	..	2	30,706	..	120	6,90,913
Wrought—										
Sheets and other manufac- tures (III. L)—	Cwts.	Cwts.	Cwts.	Cwts.	Cwts.					
United Kingdom	12	50	3	2	3	1,940	5,140	645	516	267
Aden and Dependencies	26	82	48	32	52	4,020	11,490	6,558	4,045	5,985
Mesopotamia*	45	27	13	5,418	4,152	1,400
Bahrain Islands	180	86	38	36	31	30,200	10,940	4,070	3,670	3,640
Maldives	10	4	1	16	14	1,250	340	120	1,920	1,080
Ceylon	160	146	339	319	664	22,350	23,230	45,987	40,270	81,457

* Included in Turkey, Asiatic, prior to 1921-22.

† Shown as "Tanganyika Territory" under the British Empire from 1921-22.

‡ Shown as a Foreign country from 1923-24.

GENERAL EXPORTS

(656)

INDIAN MERCHANDISE

No. 14—continued

ARTICLES AND COUNTRIES OF FINAL DESTINATION; ALSO SHARE OF EACH PROVINCE	QUANTITY					VALUE				
	1910-20	1920-21	1921-22	1922-23	1923-24	1910-20	1920-21	1921-22	1922-23	1923-24
Metals and Ores—continued										
Copper—continued										
<i>Wrought—contd.</i>										
Sh. and other Manufactures (III. L)—(continued.)	Cwts.	Cwts.	Cwts.	Cwts.	Cwts.	₹	₹	₹	₹	₹
Straits Settlements (including Labuan)	298	492	770	382	582	41,720	67,590	94,354	46,327	70,345
Hongkong	8	1	1	1	5	1,090	530	150	220	650
Natal	4	16	26	19	34	500	2,620	3,030	2,235	4,041
Zanzibar and Pemba	89	38	17	35	50	11,900	4,200	1,469	4,385	5,330
Kenya Colony	25	57	10	38	17	4,000	7,020	900	3,195	2,120
Anglo-Egyptian-Sudan	—	—	7	2	..	—	—	1,025	300	..
Tanganyika Territory	—	—	1	3	9	—	—	76	350	925
Seychelles	1	1	2	..	8	100	80	314	..	1,190
Mauritius and Dependencies	12	6	25	37	10	1,950	860	3,060	4,195	1,085
Other British Possessions	..	1	4	..	3	..	120	354	115	515
TOTAL BRITISH EMPIRE	825	980	1,337	940	1,495	1,21,080	1,34,760	1,67,410	1,15,904	1,81,070
Netherlands	5	1,200
Turkey, Asiatic
Red Sea	25	10	4,900	1,370
Persian Gulf	442	130	64,890	21,580
Maskat Territory and Trucial Oman	83	100	45	62	57	11,060	6,620	4,550	11,850	4,411
Other Native States in Arabia	176	53	158	128	132	27,230	5,310	21,432	12,722	14,920
Persia	222	152	127	98	21	88,940	21,070	13,001	3,555	2,465
Slam	..	2	18	21	28	..	210	1,300	2,581	2,506
Portuguese East Africa	4	2	10	1	12	410	190	1,360	175	1,555
German East Africa†	11	1,570
French Somaliland	14	1,720
Other Foreign Countries	3	6	2	11	12	860	1,400	240	1,105	1,445
TOTAL FOREIGN COUNTRIES	980	455	390	251	262	1,51,380	59,350	43,083	31,988	27,702
Share of Bengal	390	552	927	525	1,083	54,220	76,410	1,17,838	64,302	1,30,084
.. Bombay	1,390	376	784	671	673	2,14,980	1,16,850	91,323	83,342	78,488
.. Sind	..	7	760	24
.. Madras	25	..	14	4	1	3,260	100	1,017	243	200
.. Burma	2	500
TOTAL	1,805	1,435	1,727	1,200	1,757	2,72,460	1,94,110	2,10,702	1,47,892	2,08,772
Total Copper (excluding Ore)	Cwts. 1,805	Cwts. 1,437	Cwts. 1,727	Cwts. 1,200	Cwts. 32,463	₹ 2,72,460	₹ 1,94,230	₹ 2,10,702	₹ 1,47,892	₹ 8,99,685
Ferre Manganese (III. L)										
United Kingdom	Tons	Tons	Tons	Tons	Tons					
Natal	4	100	500	30,000
TOTAL BRITISH EMPIRE	4	100	500	30,000
Belgium	..	1,800	3,80,700
France
Japan	502	60	2,50,760	13,308
United States of America— Via Atlantic Coast	..	1,973	2,95,850
TOTAL FOREIGN COUNTRIES	502	3,773	60	2,50,760	6,76,550	13,308
Share of Bengal	506	3,373	69	2,51,280	7,06,550	13,308
.. Madras
TOTAL	506	3,373	69	2,51,280	7,06,550	13,308
Iron or steel—										
Ore (II. F)—										
TOTAL BRITISH EMPIRE	10	10	80
Share of Bombay	10
.. Madras	30
.. Burma	10
TOTAL	10	10	80

† Shows as "Tanganyika Territory" under the British Empire from 1921-22.

No. 14—continued

ARTICLES, AND COUNTRIES OF FINAL DESTINATION; ALSO SHARE OF EACH PROVINCE	QUANTITY					VALUE				
	1919-20	1920-21	1921-22	1922-23	1923-24	1919-20	1920-21	1921-22	1922-23	1923-24
	Tons	Tons	Tons	Tons	Tons	R	R	R	R	R
Metals and Ores—continued										
Iron or steel—continued										
<i>Pig (III. K)—</i>										
United Kingdom	51	424	3,206	5,580	50	..	42,365	1,30,012
Ceylon	379	261	330	321	455	39,680	37,700	48,720	39,430	40,080
Straits Settlements (including Labuan)	54	40	160	545	..	1,320	4,450	12,820	44,735
Federated Malay States	80	7,191
Hongkong	715	10	499	908	..	86,970	400	34,036	67,194
Egypt*	87	8,723	..
Natal	822	68,006
Transvaal	15	1,500	..
Kenya Colony	13	2,580
Tanganyika Territory	20	2,900
Western Australia	700	45,538
Victoria	2,050	1,84,020
Australian Commonwealth (Total)	2,750	1,79,553
New Zealand (including Nauru and British Samoa)	1,000	..	351	1,041	3,950	72,810	..	38,092	80,788	3,03,079
Other British Possessions	1	10	50	800	..
TOTAL BRITISH EMPIRE	1,430	1,048	752	2,557	12,716	1,18,070	1,28,620	94,612	2,15,062	8,52,509
Italy	1,031	79,585
Java	128	..	180	50	310	16,780	..	15,601	4,000	24,800
Siam	10	..	15	1,350	..	1,920	..
Indo-China (including Coch- China, Cambodia, Annam, Tonkin and French leased territories in China)	100	10,000
China (exclusive of Hongkong and Macao)	245	18,920
Japan	40,093	47,368	58,565	112,511	1,44,016	42,09,870	55,17,780	52,43,287	80,69,808	1,01,87,448
Formosa	400	427	34,000	31,800
United States of America— Via Atlantic Coast	3,007	21,463	2,20,408	13,05,078
„ „ Pacific „	2,727	1,80,222
Argentine Republic (includ- ing the Atlantic Coast of Patagonia)	20	2,000
Mexico	200	13,000
Other Foreign Countries	3	..	5	520	..	600	120
TOTAL FOREIGN COUNTRIES	40,919	47,381	58,765	116,988	170,479	42,36,650	55,19,650	52,60,888	89,80,731	1,10,39,632
Share of Bengal	41,749	48,358	59,497	118,545	162,938	43,54,720	56,37,170	53,52,600	91,45,798	1,27,62,672
„ Bombay	66	20	..	257	..	11,100	2,950	..	29,790
TOTAL	41,749	48,424	59,517	118,545	183,195	43,54,720	56,48,270	53,55,500	91,45,793	1,27,83,462
Manufactures—										
III. K—										
Anchors and cables (III. K)—										
Aden and Dependencies	8	6	7	13	11	5,390	3,740	4,705	6,905	9,863
Bahrain Islands	12	6	24	12	10	5,580	3,120	15,820	7,984	6,468
Maldives	3	5	7	1,320	1,750	1,670
Ceylon	3	1	6	..	300	1,832	190	1,770
Zanzibar and Pemba	6	6	5	14	7	3,180	2,560	2,572	5,850	2,985
Kenya Colony	2	5	11	..	1	1,990	1,910	5,800	150	690
Other British Possessions	1	4	225	1,690	40
TOTAL BRITISH EMPIRE	31	28	51	49	42	17,410	11,050	30,954	24,519	23,492
Turkey, Asiatic
Red Sea	1	4	330	1,490
Persian Gulf	150
Maskat Territory and Tru- cial Oman	12	5	16	24	31	5,320	3,850	7,901	12,376	10,103
Other Native States in Arabia	10	5	7	4	7	4,770	3,070	4,380	1,641	3,400
Persia	6	8	5	2	3	2,350	6,100	2,096	1,448	1,427
Portuguese East Africa	16	17	6	6	6	7,270	7,250	1,650	2,075	2,110
Madagascar	4	5	1	..	2	1,320	1,650	440	..	425
Italian East Africa (Soma- land and Eritrea)	3	1	..	2	6	1,460	850	125	2,300	3,053
Other Foreign Countries	250	190	25	130	85
TOTAL FOREIGN COUNTRIES	52	45	35	38	55	23,220	24,430	17,087	29,170	26,749

* Shown as a Foreign country from 1923-24

GENERAL EXPORTS

(658)

INDIAN MERCHANDISE

No. 14—continued

ARTICLES AND COUNTRIES OF FINAL DESTINATION; ALSO SHARE OF EACH PROVINCE	QUANTITY					VALUE				
	1919-20	1920-21	1921-22	1922-23	1923-24	1919-20	1920-21	1921-22	1922-23	1923-24
	Tons	Tons	Tons	Tons	Tons	R	R	R	R	R
Metals and Ores—continued										
Iron or steel—continued										
<i>Manufactures—continued</i>										
<i>Anchors and cables (III. K)—continued</i>										
Share of Bengal	3	..	3	5	13	1,310	300	1,707	1,750	3,446
.. Bombay	71	65	80	79	79	34,210	34,080	45,911	41,790	45,443
.. Sind	9	3	3	3	5	5,110	1,700	1,303	1,119	1,307
.. Burma	30	45
TOTAL	83	68	86	87	97	40,630	36,080	48,021	44,689	50,241
Angle, bolt and rod (III. K)—	Tons	Tons	Tons	Tons	Tons					
United Kingdom	1	20	..	2,100	..
Mesopotamia*	3	388	..	1,200
Straits Settlements (including Labuan)	4	1,410	90
Kenya Colony	1	7	..	963	100	200	1,585
South Australia (including Northern Territory)	7	3,750
Australian Commonwealth (Total)	7	3,750
Other British Possessions	2	2	3	20	..	1,116	730	310
TOTAL BRITISH EMPIRE	4	1	9	3	13	1,430	1,070	5 64	3,030	3,075
TOTAL FOREIGN COUNTRIES	..	2	2	..	1,150	100	..	1,060
Share of Bengal	4	..	9	1	3	1,430	20	4,481	2,100	260
.. Bombay	3	..	2	12	..	2,170	973	905	3,875
.. Madras	25	..
TOTAL	4	3	9	3	15	1,430	2,190	5,454	3,030	4,135
Bars and channel (III. K)—	Tons	Tons	Tons	Tons	Tons					
Aden and Dependencies	5	11	4	17	..	3,180	3,910	1,160	6,035	25
Mesopotamia*	11	27	11	2,347	9,950	4,740
Bahrain Islands	11	15	6	19	13	7,640	8,500	3,335	7,710	5,910
Ceylon	16	17	29	8,010	5,350	13,182	122	250
Straits Settlements (including Labuan)	134	1	33,770	270	..	150	..
Zanzibar and Pemba	3	3	17	9	14	1,390	1,340	5,488	2,385	4,310
Kenya Colony	1	30	5	28	44	1,260	10,220	2,038	7,106	10,875
Tanganyika Territory	2	6	3	750	1,320	1,518
Other British Possessions	2	3	2	420	1,370	484
TOTAL BRITISH EMPIRE	172	80	76	106	85	55,670	30,960	28,784	34,777	27,528
Turkey, Asiatic
Red Sea	1	3	740	1,020
Persian Gulf	7	3	4,190	990
Mascat Territory and Trucial Oman	12	4	24	5	11	5,470	1,960	7,418	2,763	3,222
Other Native States in Arabia	16	..	3	1	1	6,710	200	1,820	120	380
Persia	17	18	3	10	21	8,050	9,300	985	4,050	7,106
Portuguese East Africa	1	5	1	300	160	..	1,005	340
Italian East Africa (Somaliland and Eritrea)	3	..	8	3,500	..	2,822
Other Foreign Countries	1	280	300
TOTAL FOREIGN COUNTRIES	66	28	33	21	42	25,740	13,930	13,723	7,938	13,870
Share of Bengal	42	18	1	20,090	5,560	139	150	..
.. Bombay	74	90	106	127	127	33,660	39,190	41,613	42,443	41,148
.. Sind	1	..	2	550	30	690
.. Madras	103	22,170	120	16	122	250
TOTAL	227	108	109	127	127	81,410	44,890	42,507	42,715	41,303
Hoops and strips (III. K)—	Tons	Tons	Tons	Tons	Tons					
United Kingdom	31	3	1	16,220	1,930	144	..
Mesopotamia*	4	2	1,015	670	..
Ceylon	6	5	1	2	5	950	2,450	580	1,055	1,812
Zanzibar and Pemba	7	1,690
Kenya Colony	10	2	7	6	..	2,600	990	2,060	1,434
TOTAL BRITISH EMPIRE	6	46	17	12	11	950	20,270	6,165	3,929	3,246
TOTAL FOREIGN COUNTRIES	40	50

No. 14—continued

ARTICLES, AND COUNTRIES OF FINAL DESTINATION; ALSO SHARE OF EACH PROVINCE	QUANTITY					VALUE				
	1919-20	1920-21	1921-22	1922-23	1923-24	1919-20	1920-21	1921-22	1922-23	1923-24
Iron and Steel—continued										
Manufactures—continued										
Hoops and strips (III. K)										
—continued										
Share of Bengal	36	100	16,400	..	46	..
.. Bombay	10	16	9	6	..	2,660	6,625	2,730	1,434
.. Madras . . .	6	..	1	3	6	890	1,180	530	1,154	1,818
TOTAL	6	46	17	12	11	990	20,320	6,165	3,929	3,240
Nails, screws, rivets, and washers										
(III. K)—										
United Kingdom	8	3,970
Aden and Dependencies . . .	16	18	7	0	14	10,050	11,120	3,585	4,860	10,850
Mesopotamia* . . .	—	—	20	13	3	—	—	12,135	6,720	1,365
Bahrain Islands . . .	34	23	11	15	20	21,860	14,360	10,330	9,235	16,214
Ceylon . . .	7	25	10	3,220	13,280	7,042	134	721
Straits Settlements (including Labuan) . . .	6	15	2	..	2	3,150	9,150	1,694	300	3,000
Zanzibar and Pemba . . .	19	25	16	16	28	11,080	16,880	10,019	10,027	14,945
Kenya Colony . . .	4	12	10	4	7	2,820	7,710	8,564	2,535	3,910
Tanganyika Territory . . .	—	—	..	1	3	—	—	..	375	1,286
Other British Possessions	2	3	..	610	..	940	1,303	220
TOTAL BRITISH EMPIRE	86	118	101	61	77	53,380	72,540	58,279	34,408	51,510
Turkey, Asiatic
Red Sea . . .	6	7	—	—	—	5,990	5,990	—	—	—
Persian Gulf . . .	25	21	—	—	—	19,170	11,900	—	—	—
Mascat Territory and Trucial Oman . . .	56	48	68	84	77	30,620	30,200	38,572	49,830	43,042
Other Native States in Arabia . . .	47	8	26	16	21	26,440	6,050	18,299	11,141	13,786
Perak . . .	20	21	19	17	18	13,390	12,620	11,808	11,840	9,764
Sumatra	10	8,000
Portuguese East Africa . . .	5	6	4	3	..	3,310	4,160	2,165	2,295	745
Madagascar . . .	4	8	1	2,060	4,290	700	..	300
Reunion	5	2,980
German East Africa † . . .	1	1	—	—	—	1,080	750	—	—	—
Italian East Africa (Somal- land and Eritrea) . . .	7	7	1	8	7	3,350	4,150	625	2,977	3,731
Other Foreign Countries	450	95	12	372
TOTAL FOREIGN COUNTRIES	171	132	129	128	124	1,11,410	83,600	80,352	78,101	71,044
Share of Bengal	13	10,019
.. Bombay . . .	201	227	208	139	196	1,33,310	1,41,460	1,23,501	1,08,592	1,16,218
.. Sind . . .	40	8	7	4	4	27,590	5,410	3,313	2,333	2,502
.. Madras . . .	15	15	2	2	2	3,500	9,270	1,758	1,307	3,716
.. Burma . . .	1	400	12	24
TOTAL	257	250	230	189	201	1,64,800	1,56,140	1,38,631	1,12,600	1,25,154
Old, for re-manufacture										
(II. D)—										
United Kingdom	2,445	95,033
Other British Possessions	1	185
TOTAL BRITISH EMPIRE	2,446	95,218
Germany	212	10,900
Italy	350	4,886	10,500	1,65,020
China (exclusive of Hong- Kong and Macao)	15	1,050
Japan	775	..	2,054	9,811	..	29,540	..	74,125	3,81,538
Other Foreign Countries . . .	2	420	150
TOTAL FOREIGN COUNTRIES	2	775	..	2,404	14,924	420	30,990	..	84,625	5,58,517
Share of Bengal	775	..	2,054	16,983	..	29,910	..	74,125	6,23,530
.. Bombay	350	386	120	150	..	10,500	30,020
.. Sind . . .	2	300
.. Madras	1	185
TOTAL	2	775	..	2,404	17,370	420	30,090	..	84,625	6,53,735

* Included in Turkey, Asiatic prior to 1921-22.

† Shown as "Tanganyika Territory" under the British Empire from 1921-22.

GENERAL EXPORTS

(660)

INDIAN MERCHANDISE

No. 14—continued

ARTICLES, AND COUNTRIES OF FINAL DESTINATION; ALSO SHARE OF EACH PROVINCE	QUANTITY					VALUE				
	1919-20	1920-21	1921-22	1922-23	1923-24	1919-20	1920-21	1921-22	1922-23	1923-24
Metals and Ores—continued						R	R	R	R	R
Iron or steel—continued										
Manufactures—continued										
Pipes and fittings, cast (III. K)—	Tons	Tons	Tons	Tons	Tons					
Ceylon	9	2	14	1	2	2,390	620	5,160	336	650
Straits Settlements (including Labuan)	6	1,788
Other British Possessions	1	2	3	490	610	900
TOTAL BRITISH EMPIRE	10	2	14	3	11	3,380	620	5,160	946	3,338
TOTAL FOREIGN COUNTRIES	1	..	1	940	790	310	..	50
Share of Bengal	9	2	14	2	10	2,890	620	4,160	606	2,433
.. Bombay	2	..	1	1	1	1,430	790	1,310	340	650
.. Madras	300
TOTAL	11	2	15	3	11	4,320	1,410	5,470	946	3,388
Sheets and plates (including galvanized and tinned plates) (III. K)—	Tons	Tons	Tons	Tons	Tons					
Mesopotamia*	—	—	10	3	..	—	—	3,475	1,600	..
Bahrain Islands	1	..	2	1	..	320	..	1,740	375	..
Ceylon	13	32	..	5	..	6,760	12,220	35	150	..
Zanzibar and Pemba	2	7	..	1	1	950	2,430	..	630	614
Kenya Colony	1	4	1	40	250	100	1,270	450
Tanganyika Territory	3	3,857
Seychelles	1	1	140	1,130	..
Other British Possessions	235	165	258
TOTAL BRITISH EMPIRE	16	39	14	15	5	8,070	14,900	5,725	5,320	5,179
Turkey, Asiatic
Perian Gulf	2	1,630
Maskat Territory and Trucial Oman	6	2,160	..	30
Persia	2	..	2	..	8	1,000	..	1,000	..	2,300
Madagascar	1	1,050
Other foreign countries	3	1,630
TOTAL FOREIGN COUNTRIES	5	3	8	..	8	2,630	2,680	3,160	..	2,330
Share of Bengal	13	28	6,760	9,220	150	150	..
.. Bombay	8	10	3	10	13	3,940	5,360	8,640	5,020	7,351
.. Sind	19	60
.. Madras	4	..	5	3,000	35	150	..
.. Burma	258
TOTAL	21	42	22	15	13	10,700	17,580	8,885	5,320	7,509
Tubes, Pipes and Fittings, wrought—(III. K)	Tons	Tons	Tons	Tons	Tons					
Ceylon	5	5,792
Mesopotamia*	2	4	754	1,074	..
Tanganyika Territory	7	3,880	..
Other British possessions	1	950	..	780	350	..
TOTAL BRITISH EMPIRE	1	..	7	11	..	950	..	7,326	5,304	..
TOTAL FOREIGN COUNTRIES	2	1,000	..	175
Share of Bengal	5	5,792	350	..
.. Bombay	4	11	2,634	4,954	..
.. Madras	1	950
.. Burma	175
TOTAL	1	..	9	11	..	950	..	8,326	5,304	175
Other manufactures of Iron or Steel (III. K)—	Tons	Tons	Tons	Tons	Tons					
Aden and Dependencies	3	4	1	6	4	1,280	1,750	905	3,400	2,010
Mesopotamia*	46	19	8,555	2,332	..
Bahrain Islands	9	1	10	10	18	10,210	780	4,555	6,877	11,905
Ceylon	7	22	36	..	1	2,330	2,890	14,783	..	775
Zanzibar and Pemba	4	2	1	4	80	1,990	1,525	802	1,757
Kenya Colony	2	9	2	2	3	600	6,720	2,676	1,385	1,000
Other British Possessions	2	1	130	150	1,025	1,318	1,225
TOTAL BRITISH EMPIRE	21	40	97	40	31	14,630	13,230	33,974	16,614	18,672

* Included in Turkey, Asiatic prior to 1921-22.

No. 14—continued

ARTICLES, AND COUNTRIES OF FINAL DESTINATION; ALSO SHARE OF EACH PROVINCE	QUANTITY					VALUE				
	1919-20	1920-21	1921-22	1922-23	1923-24	1919-20	1920-21	1921-22	1922-23	1923-24
Metals and Ores—continued										
Iron or Steel—continued						R	R	R	R	R
Manufactures—continued										
Other manufactures of Iron or Steel (III. K)—continued	Tons	Tons	Tons	Tons	Tons					
Maskat Territory and Trucial Oman	12	4	7	22	39	4,810	2,610	4,160	10,911	26,095
Other Native States in Arabia	3	4	3	1,240	2,485	1,535
Persia	4	2	6	2,460	280	130	835	3,440
Portuguese East Africa	7	50	175	1,735
Italian East Africa (Somal- land and Eritrea)	1	3	200	1,200
Other Foreign Countries	8	..	7	..	130	750	40	345	200
TOTAL FOREIGN COUNTRIES	16	7	10	36	58	7,400	3,640	5,610	14,951	35,155
States of Bengal	7	22	3	2,470	2,960	2,213	305	..
.. Bombay	28	25	101	67	88	18,880	13,870	35,601	29,827	53,604
.. Sind	8	630
.. Madras	1	90	188	268	..
.. Burma	3	8	1	3,385	1,165	223
TOTAL	87	47	107	76	89	22,030	16,920	39,584	31,565	53,827
Total Iron or Steel (exclud- ing O.S.)—	Tons	Tons	Tons	Tons	Tons					
United Kingdom	51	32	18	429	5,664	5,580	16,200	6,440	46,509	2,36,518
Aden and Dependencies	22	39	19	47	29	19,900	20,520	10,785	21,695	22,748
Mesopotamia*	—	—	102	70	17	—	—	28,660	22,735	7,505
Bahrain Islands	68	45	58	57	61	46,050	26,750	35,980	32,181	39,197
Maldives	5	..	1	8	7	1,880	..	141	2,091	1,676
Ceylon	437	364	429	330	473	63,890	74,810	97,821	35,442	47,403
Straits Settlements (including Labuan)	145	70	42	100	653	39,280	10,880	6,024	18,270	49,801
Federated Malay States	80	350	7,191
Hongkong	715	10	500	908	..	80,970	400	34,906	67,194
Egypt †	87	150	8,723	—
Natal	822	430	..	68,066
Transvaal	15	1,500	..
Mauritius and Depend- encies	2	10	600	1,100	..
Zanzibar and Pemba	30	45	47	41	54	17,280	25,220	21,579	19,844	24,681
Kenya Colony	9	80	37	45	70	6,710	32,000	20,348	14,705	20,524
Tanganyika Territory	—	—	23	15	9	—	—	4,050	6,010	7,032
Seychelles	1	2	..	260	..	410	1,460	800
Western Australia	700	45,533
South Australia (including Northern Territory)	7	3,750
Victoria	2,050	1,34,020
Australian Commonwealth (Total)	7	..	2,750	3,750	..	1,79,553
New Zealand (including Nauru and British Samoa)	1,000	..	351	1,041	3,950	72,810	..	38,092	80,788	3,03,999
Other British Possessions	2	1	610	50	50	..
TOTAL BRITISH EMPIRE	1,777	1,392	1,138	2,857	15,437	2,73,940	2,93,910	2,76,323	3,43,999	10,83,788
Germany	212	12	10,909
Italy	350	5,977	10,500	2,44,555
Turkey, Asiatic
Red Sea	8	14	—	—	—	7,130	8,500	—	—	—
Persian Gulf	33	33	—	—	—	24,580	17,220	—	—	—
Maskat Territory and Trucial Oman	94	61	122	135	156	52,520	38,620	60,601	75,886	89,518
Other Native States in Arabia	74	14	39	25	32	38,920	9,920	26,199	15,587	19,181

* Included in Turkey, Asiatic prior to 1921-22.
† Shown as a Foreign country from 1923-24.

GENERAL EXPORTS

(662)

INDIAN MERCHANDISE

No. 14—continued

ARTICLES, AND COUNTRIES OF FINAL DESTINATION; ALSO SHARE OF EACH PROVINCE	QUANTITY					VALUE				
	1919-20	1920-21	1921-22	1922-23	1923-24	1919-20	1920-21	1921-22	1922-23	1923-24
Metals and Ores—continued						R	R	R	R	R
Iron or steel—concluded										
Manufactures—concluded										
Total Iron or Steel (excluding ore)—continued	Tons	Tons	Tons	Tons	Tons					
Persia	40	47	30	31	57	27,250	28,440	16,807	18,178	24,637
Sumatra	11	8,300
Java	120	..	180	50	310	16,780	..	15,601	4,000	24,800
Slam	..	10	..	15	1,350	..	2,000	69
Indo-China (including Cochin-China, Cambodia, Annam, Tonkin and French leased territories in China)	100	10,000
Formosa	400	427	34,000	31,800
China (exclusive of Hongkong and Macao)	7	260	240	10,979
Japan	40,093	48,143	58,565	114,565	153,827	42,09,870	55,47,720	52,43,307	87,43,938	1,05,63,986
Portuguese East Africa	22	23	10	10	14	10,880	11,570	3,805	6,150	4,930
Madagascar	9	14	2	..	3	8,580	7,120	1,140	..	825
Reunion	5	3,170
German East Africa †	3	1	—	—	—	2,130	900	—	—	—
Italian East Africa (Somaliland and Eritrea)	10	8	4	11	25	4,810	5,000	4,250	5,477	11,310
United States of America— Via Atlantic Coast	3,007	21,463	2,20,403	13,95,253
“ Pacific ”	2,727	1,80,323
Argentine Republic (including the Atlantic Coast of Patagonia)	20	2,000
Mexico	200	13,000
Other Foreign Countries	10	450	140	100	505
TOTAL FOREIGN COUNTRIES	40,021	48,373	58,983	118,615	185,692	44,08,460	56,70,980	58,82,210	91,36,516	1,26,40,482
Share of Bengal	41,834	49,239	59,546	1,20,607	199,947	43,39,670	57,02,370	53,81,311	92,25,374	1,33,92,341
“ Bombay	334	495	639	839	1,16	2,30,550	2,50,820	2,65,908	2,47,401	3,21,121
“ Sind	54	11	31	7	9	34,230	7,140	5,406	3,507	3,801
“ Madras	125	19	3	11	5	27,550	13,660	2,623	3,020	6,261
“ Burma	1	..	3	8	1	400	..	3,385	1,207	721
TOTAL	42,398	49,705	60,121	121,472	201,129	46,82,400	59,73,800	59,58,533	94,80,515	1,37,24,271
Lead—										
Pig (III. L)—	Cwts.	Cwts.	Cwts.	Cwts.	Cwts.					
United Kingdom	61,076	155,089	185,012	301,683	430,025	11,51,520	30,76,460	24,09,416	52,81,807	93,55,114
Ceylon	125,688	106,454	75,777	110,155	97,053	22,19,150	21,49,060	14,10,080	19,34,725	19,97,541
Straits Settlements (including Labuan)	2,786	862	3,988	2,402	4,443	60,520	7,230	69,728	41,277	90,881
Federated Malay States	7,022	401	..	1,31,550	8,014
Hongkong	12,073	69,103	69,681	37,987	24,185	2,13,770	12,49,540	10,44,416	6,67,741	4,86,181
Other British Possessions	6	20	27	140	640	531
TOTAL BRITISH EMPIRE	201,628	332,030	275,364	452,256	556,734	36,44,960	66,13,840	49,32,730	79,26,100	1,19,38,292
Germany	60,996	24,997	30,501	10,40,940	4,37,441	6,99,821
Belgium	10,997	1,92,445	..
France	2,000	30,901
Muscat Territory and Trucial Oman	..	12	73	59	94	..	280	1,500	1,680	2,541
Other Native States in Arabia	125	..	73	2,500	..	1,491
Java	1,160	3,460	100	152	151	17,400	69,180	1,750	19,451	3,011
Slam	434	7,587
China (exclusive of Hongkong and Macao)	18,341	25,837	78,271	54,273	79,259	2,85,080	4,95,740	14,01,217	9,61,198	16,60,184
Japan	33,074	129,731	217,552	253,912	181,180	5,89,070	25,47,150	37,82,218	43,91,090	36,14,978
Other Foreign Countries	15	801
TOTAL FOREIGN COUNTRIES	52,575	159,039	357,551	344,390	293,273	8,92,150	31,12,350	52,46,802	60,03,305	60,22,250
Share of Bengal	1,001	1,720	1,400	23,270	22,360	19,601
“ Bombay	13	204	88	209	..	280	4,230	2,320	4,875
“ Burma	853,197	491,057	632,711	794,338	843,398	45,08,340	27,25,910	3,11,76,302	1,39,04,315	1,79,36,063
TOTAL	254,198	491,039	632,915	796,646	850,007	45,37,110	97,26,190	1,11,80,532	1,39,29,495	1,79,60,542

† Shown as "Tanganyika Territory" under the British Empire from 1921-22.

No. 14—continued

ARTICLES, AND COUNTRIES OF FINAL DESTINATION; ALSO SHARE OF EACH PROVINCE	QUANTITY					VALUE				
	1919-20	1920-21	1921-22	1922-23	1923-24	1919-20	1920-21	1921-22	1922-23	1923-24
						₹	₹	₹	₹	₹
Metals and Ores—continued										
Lead—continued										
<i>Other sorts (III. L)—</i>	<i>Cwts.</i>	<i>Cwts.</i>	<i>Cwts.</i>	<i>Cwts.</i>	<i>Cwts.</i>					
United Kingdom	202	..	2,112	30,918	..	3,510	..	33,533	3,35,428
Ceylon	110	1	204	5,119	105	13,614
Other British Possessions	12	..	5	..	1	250	..	200	..	35
TOTAL BRITISH EMPIRE	12	202	115	2,113	31,213	250	3,510	5,319	33,638	3,49,077
Germany	7,908	99,084
OTHER FOREIGN COUNTRIES	30	26	..	120	6	1,350	740	..	4,166	230
TOTAL FOREIGN COUNTRIES	30	26	..	120	8,003	1,350	740	..	4,166	1,00,214
<i>Share of Bengal</i>	<i>..</i>	<i>..</i>	<i>115</i>	<i>2,230</i>	<i>4,334</i>	<i>..</i>	<i>..</i>	<i>5,319</i>	<i>37,669</i>	<i>67,604</i>
<i>Bombay</i>	<i>42</i>	<i>18</i>	<i>..</i>	<i>1</i>	<i>1</i>	<i>1,600</i>	<i>540</i>	<i>..</i>	<i>105</i>	<i>35</i>
<i>Madras</i>	<i>..</i>	<i>..</i>	<i>..</i>	<i>..</i>	<i>5</i>	<i>..</i>	<i>..</i>	<i>..</i>	<i>..</i>	<i>800</i>
<i>Burma</i>	<i>..</i>	<i>210</i>	<i>..</i>	<i>2</i>	<i>34,870</i>	<i>..</i>	<i>2,710</i>	<i>..</i>	<i>30</i>	<i>3,30,892</i>
TOTAL	42	228	115	2,233	39,216	1,600	4,250	5,319	37,804	4,40,291
Total Lead	Cwts.	Cwts.	Cwts.	Cwts.	Cwts.	₹	₹	₹	₹	₹
	254,240	491,297	633,030	708,879	889,223	145,39,710	97,30,440	1,11,85,861	1,39,67,209	1,84,09,833
Manganese Ore (II. F)—										
United Kingdom	199,584	330,801	74,939	311,043	309,921	35,52,280	69,27,570	17,98,203	62,57,970	63,58,211
Ceylon	3	1	180	700
TOTAL BRITISH EMPIRE	199,587	330,802	74,939	311,043	309,921	35,52,460	69,28,270	17,98,203	62,57,970	63,58,211
Sweden	2,800	65,750
Germany	1,500	16,517	..	9,000	..	37,130	3,51,570	..	2,00,000
Netherlands	1,350	8,000	35,200	19,100	12,200	46,500	1,48,000	8,06,500	3,72,750	2,33,350
Belgium	104,829	170,564	259,902	296,181	136,098	21,42,880	39,38,440	64,17,604	65,51,162	35,84,423
France	48,000	81,016	91,205	144,375	170,532	3,53,100	19,30,640	20,55,872	32,51,057	35,45,802
Switzerland	500	19,000
Italy	8,750	13,700	9,207	15,893	14,078	1,79,000	4,07,420	2,60,280	4,21,332	4,75,466
Japan	300	500	1,752	5,568	1,438	9,000	12,370	45,900	1,24,557	51,145
Egypt*	750	18,375
United States of America—										
<i> Via Atlantic Coast</i>	<i>19,300</i>	<i>170,460</i>	<i>27,750</i>	<i>18,142</i>	<i>96,845</i>	<i>4,08,770</i>	<i>43,28,820</i>	<i>7,78,250</i>	<i>3,47,406</i>	<i>33,04,964</i>
<i> " Pacific "</i>	<i>..</i>	<i>..</i>	<i>82</i>	<i>..</i>	<i>..</i>	<i>..</i>	<i>..</i>	<i>2,727</i>	<i>..</i>	<i>..</i>
TOTAL FOREIGN COUNTRIES	182,529	449,040	444,558	404,259	441,842	36,33,250	1,08,69,970	1,07,18,673	1,10,68,254	1,14,18,529
<i>Share of Bengal</i>	<i>127,894</i>	<i>375,582</i>	<i>234,081</i>	<i>365,385</i>	<i>381,290</i>	<i>25,11,230</i>	<i>93,91,350</i>	<i>57,70,018</i>	<i>83,38,058</i>	<i>1,00,78,169</i>
<i>Bombay</i>	<i>249,667</i>	<i>391,650</i>	<i>279,084</i>	<i>406,832</i>	<i>347,723</i>	<i>45,72,860</i>	<i>82,65,230</i>	<i>63,94,516</i>	<i>87,40,055</i>	<i>74,70,396</i>
<i>Madras</i>	<i>4,555</i>	<i>19,870</i>	<i>6,332</i>	<i>33,085</i>	<i>22,750</i>	<i>1,01,600</i>	<i>1,41,800</i>	<i>47,342</i>	<i>2,48,120</i>	<i>2,25,175</i>
TOTAL	382,116	779,842	519,407	805,302	761,763	71,85,690	1,77,98,240	1,25,11,876	1,73,26,238	1,77,71,740
Tin—										
Ore (II. F)—	Tons	Tons	Tons	Tons	Tons					
United Kingdom	121	21	2,55,470	25,270	..	5	..
Straits Settlements (including Labuan)	457	938	1,603	1,590	1,690	9,22,610	21,72,110	30,16,346	33,62,743	34,74,760
TOTAL BRITISH EMPIRE	578	959	1,603	1,590	1,690	11,78,080	21,97,380	30,16,346	33,62,748	34,74,760
<i>Share of Burma</i>	<i>578</i>	<i>959</i>	<i>1,603</i>	<i>1,590</i>	<i>1,690</i>	<i>11,78,080</i>	<i>21,97,380</i>	<i>30,16,346</i>	<i>33,62,748</i>	<i>34,74,760</i>

* Shown as a Foreign country from 1923-24.

GENERAL EXPORTS

(664)

INDIAN MERCHANDISE

No. 14—continued

ARTICLES, AND COUNTRIES OF FINAL DESTINATION; ALSO SHARE OF EACH PROVINCE	QUANTITY					VALUE				
	1919-20	1920-21	1921-22	1922-23	1923-24	1919-20	1920-21	1921-22	1922-23	1923-24
Metals and Ores—continued						R	R	R	R	R
Tin—continued										
<i>Unwrought (blocks, ingots, bars, and slabs) (III. L)—</i>	Cwts.	Cwts.	Cwts.	Cwts.	Cwts.					
Straits Settlements (including Labuan)	290	..	617	46,979	..	4,53,540
Other British Possessions	5	830
TOTAL BRITISH EMPIRE	5	..	290	..	617	830	..	46,979	..	4,53,540
Germany	4,372	41,576
Turkey, Asiatic
Persian Gulf	6	1,080
Mascat Territory and Trucial Oman	12	1,830	60	15
Persia	12	1,970	70
TOTAL FOREIGN COUNTRIES	30	4,372	4,880	130	15	..	41,576
<i>Share of Bengal</i>	4,372	41,576
" Sind	35	5,770	130	15
" Burma	290	..	617	46,979	..	4,53,540
TOTAL	85	..	290	..	4,989	5,710	130	46,994	..	4,95,116
<i>Wrought (including plates, or sheets, not tinned iron) (III. L)—</i>	Cwts.	Cwts.	Cwts.	Cwts.	Cwts.					
Ceylon	..	38	5,200
Fiji Islands	..	7	1,020
Other British Possessions	1	..	50	20
TOTAL BRITISH EMPIRE	..	45	1	..	6,270	20
TOTAL FOREIGN COUNTRIES	2	..	1	500	..	180
<i>Share of Bengal</i>	..	45	6,270
" Sind	2	..	1	500	..	180
" Burma	1	20
TOTAL	2	45	1	..	1	500	6,270	180	..	20
Total, Tin (excluding Ore)	Cwts.	Cwts.	Cwts.	Cwts.	Cwts.					
	37	45	291	..	4,000	6,210	6,490	47,174	..	4,95,136
Wolfram ore (II. F)—										
United Kingdom	Tons	Tons	Tons	Tons	Tons					
	3,567	2,027	70	..	385	61,93,440	29,69,880	91,300	..	3,48,939
Straits Settlements (including Labuan)	12	224	391	15,410	2,47,150	4,01,021
TOTAL BRITISH EMPIRE	3,579	2,251	461	..	385	61,48,850	32,17,030	4,92,921	..	3,48,939
Germany	120	5	66,152	4,000
Other Foreign Countries	1	800
TOTAL FOREIGN COUNTRIES	1	120	5	800	66,152	4,000
<i>Share of Bengal</i>	20	53,790
" Sind	26	36,000
" Burma	3,535	2,251	461	120	390	66,59,860	32,17,030	4,92,991	66,152	3,52,939
TOTAL	3,580	2,251	461	120	390	61,49,650	32,17,030	4,92,921	66,152	3,52,939
Zinc or Spelter, all sorts (III. L)—										
United Kingdom	Cwts.	Cwts.	Cwts.	Cwts.	Cwts.					
	1,000	500	..	11,040	1,002	2,000	1,040	..	41,400	10,020
Aden and Dependencies	1	46	35	1,750
Other British Possessions	4	26	220	20	125	58	844
TOTAL BRITISH EMPIRE	1,004	500	..	11,041	1,074	2,220	1,060	125	41,493	12,614
Belgium	..	60,000	120,000	287,944	80,965	..	2,25,000	4,50,000	10,88,053	3,11,172
Other Foreign Countries	1	170
TOTAL FOREIGN COUNTRIES	1	60,000	120,000	287,944	80,965	170	2,25,000	4,50,000	10,88,053	3,11,172

ARTICLES, AND COUNTRIES OF FINAL DESTINATION; ALSO SHARE OF EACH PROVINCE	QUANTITY					VALUE				
	1919-20	1920-21	1921-22	1922-23	1923-24	1919-20	1920-21	1921-22	1922-23	1923-24
Metals and Ores—continued										
Zinc or Spelter, all sorts (III. L)—continued										
Share of Bengal	Cwts. 1	Cwts. ..	Cwts. ..	Cwts. 4,164	Cwts. 3,720	R 150	R 20	R 125	R 25,003	R 27,704
„ Bombay	1	49	35	1,950
„ Madras	23	..	40	..	58	644
„ Burma	1,004	60,500	120,000	2,94,520	78,247	2,940	2,26,000	4,50,000	11,04,460	2,93,428
TOTAL	1,005	60,500	120,000	2,98,985	82,039	2,890	2,26,000	4,50,125	11,20,540	3,23,780
Metals, unenumerated (III. L)—	Cwts.	Cwts.	Cwts.	Cwts.	Cwts.					
United Kingdom	1	30	22	17	..	250	1,540	5,300	720	..
Aden and Dependencies	62	104	145	206	211	21,360	30,500	36,371	48,206	38,865
Mesopotamia*	—	—	162	113	225	—	—	30,995	24,421	42,006
Bahrain Islands	113	181	137	186	183	41,530	51,100	36,927	44,713	42,305
Ceylon	3	1,122	14	384	3,286	1,380	3,01,680	3,630	18,756	1,17,810
Straits Settlements (including Labuan)	5	56	84	34	58	1,700	10,220	10,301	8,500	13,847
Federated Malay States	11	2,006
Egypt†	..	22	—	180	0,300	—
Natal	5	16	84	14	16	1,460	4,120	21,675	3,460	5,240
Zanzibar and Pomba	..	5	16	37	66	100	1,180	4,700	11,790	13,650
Kenya Colony	29	11	52	45	326	11,250	2,870	9,700	8,887	62,328
Tanganyika Territory.	—	—	29	7	15	—	—	4,510	1,900	2,080
Anglo-Egyptian Sudan	—	—	18	55	26	—	—	4,400	14,050	5,903
Mauritius and Dependencies	11	76	95	155	145	4,870	23,540	1,17,550	30,342	31,545
Fiji Islands	5	1,200
Other British Possessions	..	2	3	..	860	150	50	450
TOTAL BRITISH EMPIRE	220	1,631	858	1,253	4,576	84,080	4,40,000	8,04,260	2,10,205	3,70,303
Germany	1,123	8,425	..
Turkey, Asiatic
Levant and Black Sea
Red Sea	2	59	1,000	18,200
Persian Gulf	47	163	14,870	47,630
Muscat Territory and Trucial Oman	150	231	229	272	277	47,530	75,600	62,416	50,861	50,750
Other Native States in Arabia	146	15	233	444	271	51,570	4,700	63,106	1,07,040	67,171
Persia	44	68	67	74	147	13,900	20,490	13,000	17,000	24,720
Java	1	2	..	4	410	260	680	30	1,000	16,580
Sumatra	9	13	193	123	107	2,530	3,750	20,214	25,485	31,848
China (exclusive of Hongkong and Macao)	27	..	30	1,280
Portuguese East Africa	..	7	5	5	10	..	1,850	1,080	875	3,150
Reunion	2	1,000
German East Africa	..	9	2,280
Italian East Africa (Somaliland and Entrec)	..	1	3	3	9	800	200	500	600	1,100
Other Foreign Countries	..	0	3	70	1,000	500
TOTAL FOREIGN COUNTRIES	403	574	730	2,048	1,357	1,32,530	1,76,720	1,09,325	2,31,255	2,10,140
Share of Bengal	..	1	..	352	3,719	30	210	..	13,219	1,28,735
„ Bombay	643	2,168	1,588	1,812	2,184	2,10,310	6,14,930	4,73,550	4,28,093	4,54,101
„ Sind	8	7,000
„ Madras	..	36	..	14	30	120	1,680	44	813	7,003
„ Burma	1	1,123	..	250	8,425	..
TOTAL	632	2,205	1,588	3,301	5,933	2,17,610	6,16,720	4,73,594	4,50,550	5,80,840
Ores, unenumerated (II. F)—	Tons	Tons	Tons	Tons	Tons					
United Kingdom	273	1,252	151	1,908	7,424	1,66,370	40,960	1,85,445	1,48,155	1,68,132
Aden and Dependencies	6	2,230
Victoria Australian Commonwealth (Total)	652	20,087
Other British Possessions	1	530	..	124	198	..
TOTAL BRITISH EMPIRE	290	1,252	151	1,908	8,076	1,69,130	40,960	1,85,569	1,48,353	2,17,219
Germany	200	5	3,750
Italy	74	..	20	2,500	..	1,000
Turkey, Asiatic.
Persian Gulf	16	6,290
Persia	2	2,048	2,291	960	62,810	45,830
Japan	..	30	1	59	393	..	790	115	1,402	4,618
Other Foreign Countries	4	21	..	1,120	350	..
TOTAL FOREIGN COUNTRIES	22	2,078	2,366	80	613	8,370	68,600	48,445	1,817	9,163
Share of Bengal	373	33	..	64	1,055	1,85,610	3,390	20	2,322	33,505
„ Bombay	39	3,701	2,330	1,733	7,534	11,130	68,200	18,870	33,430	1,24,362
„ Sind.	250
„ Madras	..	196	124	139	100	..	6,340	1,77,374	1,14,268	67,920
„ Burma	13	2	..	760	980	7,950	150	..
TOTAL	302	3,930	2,517	1,988	8,089	1,97,500	1,01,560	2,34,014	1,60,170	2,26,567

* Included in Turkey, Asiatic prior to 1921-22.
 † Shown as "Tanganyika Territory" under the British Empire from 1921-22.
 ‡ Shown as a Foreign country from 1923-24.

No. 14—continued

ARTICLES, AND COUNTRIES OF FINAL DESTINATION; ALSO SHARE OF EACH PROVINCE	QUANTITY					VALUE				
	1919-20	1920-21	1921-22	1922-23	1923-24	1919-20	1920-21	1921-22	1922-23	1923-24
	Tons	Tons	Tons	Tons	Tons	R	R	R	R	R
Metals and Ores—continued										
<i>Total Metals—continued</i>										
Tripoli	1,300
Portuguese East Africa	23	25	12	20	19	12,320	17,380	9,254	10,510	18,408
Madagascar	9	14	2	..	3	3,830	7,920	1,340	..	1,750
Reunion	..	5	1,000	8,170	..	100	..
German East Africa	4	3	4,470	5,450
Italian East Africa (Somaliland and Eritrea)	10	8	4	12	26	6,840	5,300	5,425	8,027	15,012
French Somaliland	1	1,780	450
United States of America— Via Atlantic Coast	..	1,975	2	3,011	21,474	670	3,08,930	7,092	2,48,315	14,44,687
" Pacific "	1	1	2,730	3,289	8,113	1,06,995
Mexico	200	13,000
Dutch Guiana	1	1	..	1	1	2,880	1,000	950	2,400	4,308
Argentine Republic (including the Atlantic Coast of Patagonia)	20	60	..	2,000
Hawaii	1	320	2,704	..
Other Foreign Countries	270	70	100	150	608
TOTAL FOREIGN COUNTRIES	43,853	63,184	82,048	150,407	206,792	59,41,480	1,00,39,220	1,23,97,821	1,07,08,024	2,03,70,002
<i>Share of Bengal</i>	<i>42,529</i>	<i>53,195</i>	<i>59,652</i>	<i>121,119</i>	<i>201,008</i>	<i>51,10,090</i>	<i>66,38,140</i>	<i>66,86,341</i>	<i>95,61,134</i>	<i>1,40,22,697</i>
" Bombay	629	729	762	1,071	1,438	7,83,070	12,04,700	11,85,996	11,54,205	12,82,422
" Sind	56	11	32	7	9	47,440	8,020	5,625	3,507	3,809
" Madras	126	22	6	13	15	30,030	18,560	7,191	5,740	29,218
" Burma	12,712	27,589	37,653	54,532	49,613	45,13,300	99,56,770	1,16,81,258	1,50,22,123	1,97,53,034
(TOTAL	55,962	81,546	98,005	170,742	252,113	1,04,89,830	1,78,76,190	1,85,15,411	2,57,48,713	3,50,95,580
Total Ores—										
United Kingdom	212,057	354,419	77,710	319,541	330,406	1,03,56,100	1,06,72,090	21,51,468	66,48,521	72,60,934
Aden and Dependencies, Straits Settlements (including Labuan)	470	1,712	1,094	1,590	1,680	9,38,550	24,41,260	34,17,967	33,82,743	34,74,700
Victoria Australian Commonwealth (Total)	652	29,087
Other British Possessions	3	1	2	150	700	204	198	..
TOTAL BRITISH EMPIRE	212,530	356,132	79,706	321,131	332,798	1,18,27,150	1,31,14,050	55,69,699	1,00,06,462	1,07,70,781
Sweden	..	4,000	1,500	5,500	1,650	..	1,11,750	45,000	1,65,000	49,500
Germany	..	1,500	20,217	1,650	11,982	..	87,130	4,62,570	72,880	2,01,000
Netherlands	1,350	8,000	39,276	21,600	12,200	40,500	1,48,000	9,28,780	4,59,000	2,33,350
Belgium	104,829	177,311	287,521	303,005	137,578	21,42,880	41,98,960	66,53,985	67,74,719	30,06,028
France	40,700	82,716	94,555	140,045	173,027	6,04,100	19,76,040	20,06,372	33,01,007	36,20,652
Switzerland	..	500	19,000
Italy	6,760	15,300	9,274	18,793	15,885	1,79,000	4,55,420	2,62,750	5,08,862	5,30,912
Turkey, Asiatic
Parian Gulf	16	6,290
Persia	2	2,048	2,291	900	62,810	45,830
Japan	300	530	2,230	6,327	1,831	0,000	13,160	65,565	1,41,424	55,763
Egypt †	750	18,375
United States of America— Via Atlantic Coast	19,801	175,388	31,950	36,820	104,851	4,26,080	44,92,050	9,31,250	11,93,623	35,51,704
" Pacific "	32	2,727
Other Foreign Countries	4	1,120
TOTAL FOREIGN COUNTRIES	184,752	467,893	468,846	540,340	459,774	87,99,930	1,16,16,220	1,14,54,769	1,26,16,595	1,19,58,274
<i>Share of Bengal</i>	<i>128,187</i>	<i>376,116</i>	<i>234,658</i>	<i>365,654</i>	<i>382,345</i>	<i>27,59,630</i>	<i>94,17,140</i>	<i>67,93,699</i>	<i>83,37,627</i>	<i>1,01,99,974</i>
" Bombay	249,896	395,351	281,464	408,615	355,295	45,34,010	83,53,440	67,43,190	87,73,495	75,97,227
" Sind	8,187	23,215	32,365	26,359	18,617	2,84,190	8,43,660	6,92,586	7,91,690	5,58,510
" Madras	7,105	26,134	7,558	59,101	34,247	1,79,620	5,99,630	2,77,376	12,80,205	6,35,615
" Burma	4,113	3,210	2,077	1,712	2,070	72,38,700	54,15,400	35,17,217	34,29,050	38,27,699
TOTAL	397,288	824,025	548,552	861,471	792,572	1,50,37,080	2,46,20,270	1,70,24,468	2,26,21,907	2,27,29,655
Total Metals and Ores—										
United Kingdom	215,243	362,263	84,635	335,742	339,244	1,16,28,960	1,38,52,070	46,43,066	1,21,78,066	1,73,50,013
Gibraltar	8	4	8	6	3	6,150	8,780	83,669	25,358	7,370
Malta and Gozo	2	500	3,050
Aden and Dependencies	47	52	32	62	49	59,530	76,580	63,959	73,930	78,313
Mesopotamia*	115	78	29	81,379	60,058	51,226
Bahrain Islands	84	58	62	68	72	1,20,570	89,780	77,742	80,654	85,730
Maldives	6	6	1	9	9	3,080	19,770	201	4,911	3,196
Ceylon	6,736	5,773	4,248	5,881	5,546	23,17,170	26,01,760	15,35,184	20,44,620	22,81,408
Straits Settlements (including Labuan)	803	1,835	2,307	1,897	2,524	12,34,250	25,72,460	37,02,791	34,89,577	41,70,385
Federated Malay States	1	351	101	5,100	1,31,780	18,379
Hongkong	604	3,871	2,997	2,400	2,117	2,15,040	13,39,360	10,46,496	7,06,407	5,54,765
Egypt †	3	5	6	88	..	14,830	16,080	28,150	13,250	..

* Included in Turkey, Asiatic prior to 1921-22.

† Shown as "Tanganyika Territory" under the British Empire from 1921-22.

‡ Shown as a Foreign country from 1923-24.

GENERAL EXPORTS

(668)

INDIAN MERCHANDISE

No. 14—continued

ARTICLES, AND COUNTRIES OF FINAL DESTINATION; ALSO SHARE OF EACH PROVINCE	QUANTITY					VALUE				
	1919-20	1920-21	1921-22	1922-23	1923-24	1919-20	1920-21	1921-22	1922-23	1923-24
	Tons	Tons	Tons	Tons	Tons	R	R	R	R	R
Metals and Ores—continued										
<i>Total Metals and Ores—continued</i>										
Cape of Good Hope	14	1	1	41,160	4,000	781	185	30
Natal	10	105	15	10	830	18,850	46,550	55,712	30,989	94,367
Transvaal	15	1,500	..
Zanzibar and Pemba	38	50	53	47	65	39,090	38,750	41,863	45,171	52,491
Kenya Colony	19	92	46	53	91	37,930	67,380	49,723	38,230	95,890
Tanganyika Territory	—	—	26	16	13	—	—	12,545	11,310	16,507
Anglo-Egyptian Sudan	—	—	2	3	1	—	—	5,725	14,350	5,303
Mauritius and Dependencies	8	19	28	35	17	26,570	63,400	1,77,326	90,917	55,248
Seychelles	1	2	..	360	..	799	1,760	2,730
Canada— Fid Atlantic Coast	1	900	1,034	1,724	886
„ Pacific „	2	2	..	510	794	9,490	7,012
British West India Islands	2	2	5	3	7	3,020	4,110	11,150	9,603	21,335
British Guiana	2	2	1	2	120	5,430	8,728	4,075	5,333
Western Australia	700	..	420	245	..	45,533
South Australia (including Northern Territory)	7	1,180	490	3,750	300	300
Victoria	1	1	1	2,703	..	3,690	6,083	4,251	1,08,031
Tasmania	500
New South Wales	14	1	1	28,750	1,530	720	3,498	2,045
Queensland	35	..	72
<i>Australian Commonwealth (Total)</i>	14	1	8	2	3,404	29,030	6,130	11,733	8,049	2,18,287
New Zealand (including Nauru and Br. Samoa).	1,000	..	351	1,042	3,950	72,810	350	33,666	83,648	3,06,853
Fiji Islands	3	4	3	3	1,180	12,660	18,258	16,705	8,968
Other British Possessions	2	1,030	150	80	..
TOTAL BRITISH EMPIRE	224,635	374,494	94,853	347,466	378,119	1,58,75,500	2,09,51,020	1,16,87,289	1,90,45,153	2,54,00,260
Sweden	4,000	1,500	5,500	1,050	..	1,11,750	45,540	1,66,602	49,500
Denmark	6	..	3	10	..	21,720	1,135	12,373	20,17
Germany	1,500	23,267	2,957	14,338	..	37,130	15,12,660	5,19,259	11,43,46
Netherlands	1,350	8,000	39,277	21,600	12,200	40,500	1,48,170	9,32,520	4,59,450	2,33,48
Belgium	104,829	182,111	273,521	518,552	143,144	21,42,880	48,04,660	71,04,135	80,55,617	46,00,41
France	49,704	82,722	94,556	146,046	173,165	9,20,170	19,90,740	20,67,762	33,03,001	36,85,01
Switzerland	500	19,000	1,000	405	16
Italy	8,732	15,300	9,274	19,144	21,863	1,86,140	4,56,860	2,64,135	5,26,792	7,78,08
Austria	1,600	..	150	495
Hungary
Turkey, Asiatic
Levant and Black Sea	220
Red Sea	10	20	13,990	36,870
Persian Gulf	82	51	1,39,710	94,290
Syria	1	730	3,24
Maakat Territory and Trucial Oman	109	79	139	155	180	1,14,680	1,22,920	1,29,472	1,59,597	1,50,37
Other Native States in Arabia	92	18	83	89	104	1,20,310	23,070	1,71,176	2,70,504	2,75,03
Persia	66	2,707	2,333	37	66	87,270	1,34,870	93,584	40,737	56,74
Sumatra	2	..	11	8,700	..	8,300
Java	189	180	190	66	341	46,680	91,370	31,781	34,319	48,06
Slam	8	12	33	23	10	10,610	10,810	40,086	32,036	37,19
Indo-China (including Cochln- China, Cambodia, Annam, Tonkin and French leased territories in China)	100	10,000
Formosa	34,000	51,80
Philippine Islands and Guam	400	427	1,63
China (exclusive of Hong- kong and Macao)	918	1,292	3,914	2,721	4,225	2,91,000	4,97,070	14,02,117	9,62,328	16,84,08
Japan	42,540	55,160	71,673	133,588	164,786	50,59,250	81,08,050	90,91,590	1,32,76,097	1,42,52,96
Egypt*	752	20,98
Tripoli	1,300
Portuguese East Africa	23	25	12	20	10	12,320	17,380	9,254	10,510	18,40
Madagascar	9	14	2	..	3	3,830	7,920	1,340	..	1,7
Reunion	5	1,000	3,170	..	100	..
German East Africa†	4	3	4,470	5,450
Italian East Africa (Somal- land and Eritrea)	10	8	4	12	26	5,840	5,300	5,125	8,027	15,61
French Somaliland	2	2,110	450
United States of America— Fid Atlantic Coast	19,801	177,363	31,952	39,831	1,26,325	4,26,750	48,01,930	9,29,242	14,41,938	49,06,3
„ Pacific „	33	1	2,730	6,016	8,113	1,96,0

† Shown as "Tanganyika Territory" under the British Empire from 1921-23,
* Shown as a Foreign country from 1923-24.

No. 14—continued

ARTICLES, AND COUNTRIES OF FINAL DESTINATION; ALSO SHARE OF EACH PROVINCE	QUANTITY					VALUE				
	1919-20	1920-21	1921-22	1922-23	1923-24	1919-20	1920-21	1921-22	1922-23	1923-24
	Tons	Tons	Tons	Tons	Tons	R	R	R	R	R
Metals and Ores—concluded										
Total Metals and Ores—concluded										
Mexico	200	13,000
Dutch Guiana	1	1	..	1	1	2,880	1,600	980	2,400	4,398
Argentine Republic (including the Atlantic Coast of Patagonia)	20	50	..	2,000
Hawaii	1	320	2,794	..
Other Foreign Countries	270	70	100	150	608
TOTAL FOREIGN COUNTRIES	228,005	531,077	551,704	600,747	600,560	96,51,410	2,15,54,440	2,88,52,690	2,93,23,529	3,23,28,300
Share of Bengal	170,716	429,310	394,340	486,773	583,353	78,60,720	1,61,05,280	1,14,79,040	1,79,08,661	2,41,32,671
" <i>Bombay</i>	250,225	396,080	282,216	409,686	356,731	53,72,080	95,58,140	78,79,186	99,37,700	88,79,049
" <i>Sind</i>	8,243	23,226	22,397	26,396	18,026	3,31,560	8,81,680	6,98,611	7,95,197	5,62,349
" <i>Madras</i>	7,231	26,158	7,964	59,114	34,262	2,10,550	6,18,190	2,84,567	12,85,951	6,64,233
" <i>Burma</i>	16,825	30,799	39,730	56,244	51,713	1,17,52,000	1,53,72,170	1,51,98,475	1,84,51,173	2,35,85,733
TOTAL	453,240	805,571	646,647	1,038,213	1,044,683	2,55,26,010	4,25,05,460	3,55,39,879	4,43,68,682	5,78,24,035
Mica (II. B)—										
In blocks (a)—		Cwts.	Cwts.	Cwts.	Cwts.					
United Kingdom	—	9,271	3,958	3,410	3,444	—	26,24,080	16,72,072	7,20,563	9,76,226
Egypt (b)	—	1	12	..	—	—	380	665	..	—
Canada— Via Atlantic Coast	—	180	..	11	42	—	71,950	..	6,311	22,788
Western Australia South Australia (including Northern Territory).	—	2	—	2,180
Victoria	—	..	1	1	1	—	..	600	585	760
New South Wales	—	..	2	5	5	—	..	3,166	4,275	5,878
Australian Commonwealth (Total)	—	..	4	14	16	—	..	5,543	7,033	11,233
TOTAL BRITISH EMPIRE	—	9,402	3,974	3,435	3,502	—	26,96,060	16,79,180	7,32,907	10,10,247
Germany	—	179	262	830	407	—	31,340	62,130	97,084	77,627
Netherlands	—	40	—	7,850
Belgium	—	63	8	—	7,090	4,500
France	—	99	37	91	158	—	33,530	29,467	64,118	79,070
Italy	—	491	42	28	16	—	90,370	5,685	11,790	8,685
Japan	—	..	95	142	207	—	..	51,444	60,099	91,908
United States of America— Via Atlantic Coast	—	1,604	1,015	5,112	10,170	—	7,96,120	6,34,871	5,52,104	6,03,757
" Pacific "	—	97	..	1	..	—	50,180	..	387	1..
Other Foreign Countries	—	..	3	..	2	—	..	160	..	800
TOTAL FOREIGN COUNTRIES	—	2,573	1,464	6,204	10,968	—	10,10,080	6,83,757	7,97,482	8,71,947
Share of Bengal	—	7,415	3,373	9,201	12,164	—	29,14,960	18,85,839	14,50,495	13,77,541
" <i>Bombay</i>	—	1,685	512	111	55	—	3,08,680	90,205	21,000	8,900
" <i>Madras</i>	—	2,876	1,543	327	2,251	—	5,89,160	3,87,493	56,894	4,95,753
TOTAL	—	11,975	5,428	9,639	14,470	—	37,18,040	23,62,937	15,28,389	18,82,104
In splittings (a)—		Cwts.	Cwts.	Cwts.	Cwts.					
United Kingdom	—	31,380	12,615	14,167	17,140	—	29,87,960	17,14,609	15,92,447	16,13,850
Kenya Colony	—	..	120	—	..	1,200
Canada— Via Atlantic Coast	—	28	168	107	324	—	5,420	71,834	35,486	1,08,970
Other British Possessions	—	1	2	—	60	260
TOTAL BRITISH EMPIRE	—	31,908	12,823	14,276	17,466	—	29,93,380	17,87,643	16,27,993	17,22,980
Sweden	—	..	119	—	..	2,975
Germany	—	1,843	1,406	5,257	5,242	—	72,080	1,90,722	4,31,337	3,06,400
Netherlands	—	118	156	..	78	—	12,970	22,172	..	8,125
Belgium	—	..	23	30	280	—	..	6,200	1,400	5,985
France	—	91	422	862	1,476	—	23,500	33,160	43,950	1,53,350
Italy	—	281	82	510	582	—	21,320	15,514	1,01,414	1,08,700
Japan	—	45	590	1,440	2,328	—	10,470	80,771	73,741	1,18,023
United States of America— Via Atlantic Coast	—	24,906	5,713	27,730	37,081	—	32,63,800	18,37,169	22,58,837	42,41,066
" Pacific "	—	10	..	94	..	—	3,160	..	10,487	..
Other Foreign Countries	—	..	400	—	..	800
TOTAL FOREIGN COUNTRIES	—	27,393	8,881	35,932	47,012	—	34,07,390	21,89,483	29,21,166	50,31,728
Share of Bengal	—	54,842	19,012	48,448	60,200	—	61,35,350	36,62,003	44,79,431	64,71,038
" <i>Bombay</i>	—	..	164	..	311	—	..	6,285	1,350	4,986
" <i>Madras</i>	—	4,459	3,529	1,759	3,967	—	2,65,420	3,02,938	1,37,378	2,78,694
TOTAL	—	59,301	21,704	50,207	64,478	—	64,00,770	39,71,126	45,49,159	67,54,717

(a) Separately recorded from 1920-21.

(b) Shown as a Foreign country from 1923-24.

GENERAL EXPORTS:

(670)

INDIAN MERCHANDISE

No. 14—continued

ARTICLES, AND COUNTRIES OF FINAL DESTINATION; ALSO SHARE OF EACH PROVINCE	QUANTITY					VALUE				
	1910-20	1920-21	1921-22	1922-23	1923-24	1910-20	1920-21	1921-22	1922-23	1923-24
Mica (II B)—continued.										
Total Mica—	Cwts.	Cwts.	Cwts.	Cwts.	Cwts.	R	R	R	R	R
United Kingdom	51,961	41,151	16,473	17,577	20,584	71,09,560	56,12,590	31,87,581	23,13,010	25,90,076
Egypt (b)	1	12	..	—	..	380	665	..	—
Kenya Colony	120	1,200
Canada— Via Atlantic Coast	158	188	118	360	..	77,370	71,334	40,797	1,31,067
Western Australia	2	2,180
South Australia (Including Northern Territory)	1	1	1	600	585	750
Victoria	1	9	10	1,777	2,233	2,670
New South Wales	2	5	5	3,169	4,275	5,873
Australian Commonwealth (Total)	4	15	18	5,543	7,093	11,473
Other British Possessions	20
TOTAL BRITISH EMPIRE	51,961	41,310	16,707	17,710	20,968	74,00,560	56,90,340	31,66,823	23,60,900	27,38,236
Sweden	6	..	119	1,110	..	2,375
Germany	2,022	1,688	6,087	5,649	..	1,07,020	2,52,852	5,29,321	4,74,126
Netherlands	38	158	156	..	78	2,460	20,820	22,172	..	8,125
Belgium	117	63	23	30	238	9,140	7,090	6,200	1,400	10,485
France	55	190	459	953	1,034	13,769	57,120	62,627	1,08,018	2,33,000
Italy	137	772	124	538	598	29,810	1,11,690	21,199	1,13,201	1,17,385
Japan	1,032	45	655	1,591	2,535	52,160	10,470	1,32,215	1,42,840	2,09,931
United States of America— Via Atlantic Coast	7,212	26,600	6,728	32,842	47,251	10,72,170	40,49,920	23,66,040	28,10,911	48,49,823
.. Pacific	40	116	..	95	..	26,170	59,340	..	10,874	..
Other Foreign countries	403	..	2	960	..	600
TOTAL FOREIGN COUNTRIES	8,687	29,966	10,385	42,136	57,980	12,07,080	44,23,470	28,67,240	37,16,648	50,03,675
Share of Bengal	50,226	62,257	21,386	57,649	72,364	75,30,110	90,50,250	56,47,242	53,60,926	73,48,579
.. Bombay	1,567	1,635	678	111	366	2,39,850	2,08,680	96,490	22,350	13,885
.. Madras	8,856	7,334	6,071	2,986	6,218	8,46,660	8,54,880	6,90,331	1,94,272	7,74,447
.. Burma	20
TOTAL	60,648	71,276	27,132	59,846	78,948	86,16,040	1,01,13,810	61,34,063	60,77,548	86,36,011
Monsite (II. B)—(a)		Tons	Tons	Tons	Tons					
United Kingdom	—	110	50	—	74,260	20,045
Germany	—	10	50	—	200	17,120
France	—	530	—	3,57,750
United States of America— Via Atlantic Coast	—	300	..	10	195	—	2,02,510	..	200	34,540
TOTAL FOREIGN COUNTRIES	—	830	..	20	155	—	6,00,260	..	400	51,660
Share of Madras	—	940	..	20	205	—	6,34,520	..	100	71,705
Oils—										
Animal (II. G)—	Gals.	Gals.	Gals.	Gals.	Gals.					
United Kingdom	40,821	8,240	1,200	1,110	502,184	17,870	11,250	800	950	3,56,890
Aden and Dependences	2,040	1,951	..	933	..	4,150	2,450	..	750	..
Mesopotamia*	—	—	3,485	5,000	..	—	—	3,392	3,400	..
Bahrain Islands	100,129	16,917	2,625	6,664	18,440	91,660	12,930	2,640	5,605	11,230
Maldives	1,392	..	1,239	3,517	5,084	1,100	..	1,312	2,661	4,976
Ceylon Straits Settlements (including Labuan)	5,938	5,218	2,732	5,877	69,436	5,630	4,220	2,149	5,801	49,864
Kenya Colony	5,393	..	16	180	10	4,500	..	12	135	16
Other British Possessions	209	..	120	454	..	250	..	45	460
TOTAL BRITISH EMPIRE	156,372	27,535	11,207	28,031	587,200	1,25,000	30,800	10,805	23,312	4,23,425
Germany	1,360	23,460	548,276	1,043	24,842	4,20,600
Netherlands	567	399,016	..	750	2,68,175
Belgium	63,642	56,344
France	2,321	2,321
Turkey, Asiatic
Persian Gulf	47,797	10,346	—	—	—	46,730	11,900	—	—	—
Mascat Territory and Trucial Oman	50,690	9,998	13,893	30,745	22,426	63,960	10,100	12,908	23,467	16,180
Other Native States in Arabia	90,004	27,960	8,052	33,395	14,559	95,630	21,150	8,050	20,785	12,000
Persia	26,635	5,882	274	10,130	4,475	30,800	5,150	240	7,135	13,300
Java	3,144	1,500
Other Foreign Countries	999	467	796	204	8	700	450	537	83	..
TOTAL FOREIGN COUNTRIES	222,125	58,369	24,375	97,924	1,054,714	2,37,720	51,100	23,668	76,302	7,79,114

* Included in Turkey, Asiatic prior to 1921-22.
(a) Separately recorded from 1920-21.
(b) Shown as a Foreign country from 1922-24.

No. 14—continued

ARTICLES, AND COUNTRIES OF FINAL DESTINATION; ALSO SHARE OF EACH PROVINCE	QUANTITY					VALUE				
	1919-20	1920-21	1921-22	1922-23	1923-24	1919-20	1920-21	1921-22	1922-23	1923-24
<i>Miscellaneous—continued</i>										
<i>Animal (H. G.)—continued</i>	Gals.	Gals.	Gals.	Gals.	Gals.	R	R	R	R	R
Share of Bengal	3,114	1,820	1,590	2,543
" Bombay	121,238	13,945	12,950	8,711	8,159	1,51,660	16,100	13,206	8,978	9,073
" Sind	54,894	13,116	8,300	6,981	199	72,310	13,950	7,766	6,474	300
" Madras	202,316	55,680	12,592	106,200	1,08,456	1,35,750	50,160	10,459	80,287	11,91,198
" Burma	9	..	4,990	100	..	3,375	..
TOTAL	378,497	95,804	35,672	125,955	1,901,911	3,62,720	81,900	33,973	99,014	12,02,573
<i>Essential—</i>										
Cassia (H. G.)—		Gals.	Gals.	Gals.	Gals.					
Aden and Dependencies	5	12	115	250	..
Share of Bombay	6	12	115	250	..
<i>Lemongrass oil (H. G.)—</i>										
United Kingdom	10,087	1,428	6,366	7,650	7,122	2,92,250	64,180	1,36,397	1,42,640	1,27,054
Ceylon	428	1,578	203	20,000	..	6	27,615	4,760
Straits Settlements (including Labuan)	633	370	189	16,660	7,500	1,980
Canada— Via Atlantic Coast	78	200	1,560	3,150
Other Foreign Countries	51	810
TOTAL BRITISH EMPIRE	11,148	1,798	6,499	9,316	7,638	3,28,910	71,680	1,39,383	1,71,815	1,35,774
Germany	3,304	5,804	8,724	4,214	..	1,31,870	1,21,630	70,372	70,035
Netherlands	1,536	424	814	1,764	..	59,320	8,549	14,616	30,454
Belgium	2,112	4,664	40	2,928	216	66,380	2,14,900	820	53,001	3,508
France	5,810	18,740	12,816	24,167	34,590	1,56,710	7,68,460	2,56,841	4,37,957	5,09,383
Spain	240	4,800	..
Switzerland	1,320	33,000
Italy	780	280	436	617	812	39,000	9,800	8,720	11,062	14,018
Japan	600	5,020	1,121	1,194	..	28,060	97,301	20,132	19,635
United States of America— Via Atlantic Coast	9,787	8,696	13,201	10,107	6,307	3,28,450	3,44,160	2,86,185	1,88,103	1,04,353
TOTAL FOREIGN COUNTRIES	19,800	37,928	37,241	43,718	49,007	6,23,540	15,51,020	7,80,046	8,09,842	8,41,886
<i>Share of Bengal</i>	53	270	700	8,500
" Bombay	491	56	..	194	..	15,810	3,900	..	2,500	..
" Madras	29,803	39,030	13,737	62,921	56,616	9,19,680	16,04,300	9,18,420	9,69,643	9,77,660
" Burma	610	370	..	8	..	16,260	7,500	..	214	..
TOTAL	30,957	39,726	13,737	63,033	56,640	9,52,460	16,23,300	9,18,429	9,72,657	9,77,660
<i>Indalwood Oil (H. G.)—</i>										
United Kingdom	14,796	10,965	3,893	9,867	12,044	38,00,360	27,45,600	8,68,450	18,29,435	21,40,615
Aden and Dependencies	16	5	4,020	1,300	..
Ceylon	5	..	22	..	200	960	280	4,200	..	41,800
Straits Settlements (including Labuan)	52	166	34	2,650	30,730	6,280	99
Federated Malay States	8	1,250	..
Hongkong	271	129	126	332	442	65,820	8,880	38,869	53,000	67,595
Egypt (b)	247	100	78	65	..	60,240	60,480	15,700	12,700	..
Anglo-Egyptian Sudan	337	71	492	65,300	14,400	54,790
Canada— Via Atlantic Coast	40	10,000
South Australia (including Northern Territory)	11	21	..	38	44	3,420	5,050	..	4,800	8,450
New South Wales	7	1,500
Australian Commonwealth (Total)	11	21	7	38	44	3,420	5,050	1,500	4,800	8,450
Other British Possessions	3	370	..	90
TOTAL BRITISH EMPIRE	15,338	11,357	4,880	10,420	13,222	39,31,160	28,12,920	10,33,840	19,23,165	21,22,349
Germany	22	5,600
France	336	802	190	201	966	75,060	1,92,000	44,140	47,460	1,98,520
Spain	22	27	4,180	4,560
Turkey, Asiatic	6	1,500
Syria	5	..	62	1,200	..	8,000
Native States in Arabia other than Alaskat Territory and Trucial Oman	8	10	11	2,200	2,200	1,700
Java	42	102	34	10,800	21,600	10,000
Indo-China (including Cochin China, Cambodia, Annam, Tonkin and French leased territories in China). (China excluding Hongkong and Macao)	16	6,400
Japan	12	1,408	1,790	1,750	..	2,700	3,18,941	3,62,589	2,91,415
Egypt (b)	13	2,500
United States of America— Via Atlantic Coast	723	..	301	207	71	98,340	..	57,620	35,936	12,220
Other Foreign Countries	6	19	820	60	960
TOTAL FOREIGN COUNTRIES	1,128	910	1,974	2,329	2,399	1,91,520	2,16,850	4,41,201	4,42,385	4,95,575

(a) Separately recorded from 1920-21.

GENERAL EXPORTS

(672)

INDIAN MERCHANDISE

No. 14—continued

ARTICLES, AND COUNTRIES OF FINAL DESTINATION; ALSO SHARE OF EACH PROVINCE	QUANTITY					VALUE				
	1919-20	1920-21	1921-22	1922-23	1923-24	1919-20	1920-21	1921-22	1922-23	1923-24
Oils—continued										
<i>Essential—continued</i>										
Sandalwood Oil (H. G)—contd.	Gals.	Gals.	Gals.	Gals.	Gals.	R	R	R	R	R
Share of Bengal	1,348	430	523	441	357	2,47,770	92,200	1,44,784	74,250	59,285
" Bombay	14,956	11,466	4,740	5,726	8,303	33,37,530	28,36,110	10,35,030	10,83,476	14,14,063
" Madras	158	378	1,291	6,582	7,491	37,330	84,450	2,95,236	12,07,804	13,44,574
TOTAL	16,461	12,273	6,654	12,749	16,151	41,22,680	30,29,770	14,76,050	23,65,530	28,17,924
Ginger grass oil (H. G) (a)—										
United Kingdom	—	556	164	..	187	—	26,500	8,850	..	7,830
Germany	—	139	86	..	50	—	7,500	1,950	..	2,060
Netherlands	—	14	..	28	..	—	750	..	1,500	..
France	—	84	140	—	5,650	6,500
Japan	—	109	—	4,900
TOTAL FOREIGN COUNTRIES	—	202	36	112	190	—	13,150	1,950	7,150	8,550
Share of Bombay	—	818	200	112	377	—	39,650	10,800	7,167	16,380
Palma rosa (H. G) (a)—										
United Kingdom	—	363	666	1,055	1,326	—	19,250	53,900	1,06,374	1,40,699
Hongkong	—	984	—	68,155
Anglo Egyptian Sudan	—	8,389	—	2,43,376
TOTAL BRITISH EMPIRE	—	363	666	1,055	6,699	—	20,250	53,800	1,06,374	4,52,230
Germany	—	139	619	251	756	—	11,260	43,525	30,375	74,158
Netherlands	—	28	84	—	2,500	8,000
France	—	973	84	259	1,196	—	70,560	7,000	28,600	1,18,750
Switzerland	—	28	—	2,750
Italy	—	..	8	..	139	—	..	900	..	13,750
Spain	—	17	..	—	1,500	..
Turkey, European	—	50	—	3,000
Syria	—	343	—	11,500
Egypt (b)	—	238	—	16,700
United States of America— Vid Atlantic Coast	—	66	..	112	501	—	3,700	..	10,000	48,000
Other Foreign Countries	—	—
TOTAL FOREIGN COUNTRIES	—	1,178	611	667	3,335	—	91,510	61,225	73,065	2,96,608
Share of Bengal	—	66	—	3,700
" Bombay	—	1,475	1,277	1,722	9,034	—	1,17,000	1,05,025	1,79,439	7,18,838
TOTAL	—	1,541	1,277	1,722	9,034	—	1,20,760	1,05,025	1,79,439	7,48,838
Thymol (H. G) (a)—										
United Kingdom	—	73	247	136	671	—	8,010	7,004	9,740	69,692
New South Wales	—	12	—	1,750
Australian Commonwealth (Total)	—	12	—	1,750
TOTAL BRITISH EMPIRE	—	85	247	136	671	—	9,760	7,004	9,740	69,692
United States of America— Vid Atlantic Coast	—	9	33	—	1,850	5,493
Share of Bengal	—	46	25	—	6,800	3,360
" Bombay	—	49	255	136	260	—	4,810	9,137	9,740	22,985
" Madras	—	411	—	46,704
TOTAL	—	94	280	136	671	—	11,610	12,497	9,740	69,692
Citronella oil (H. G) (a)—										
United Kingdom	—	1,499	9,622	4,599	1,045	—	26,130	1,21,803	66,737	33,095
Germany	—	18	16	—	130	234
Japan	—	465	224	..	627	—	10,800	4,004	..	14,160
TOTAL FOREIGN COUNTRIES	—	483	224	..	643	—	10,990	4,004	..	14,394
Share of Burma	—	1,982	9,846	4,599	2,583	—	37,120	1,25,607	68,737	52,479
Rosa oil (H. G) (a)—										
United Kingdom	—	1,947	..	349	..	—	1,49,680	..	86,000	..
Aden and Dependencies	—	222	514	—	7,800	42,700
Hongkong	—	637	610	—	8,600	8,170
Egypt (b)	—	2,1..4	2,120	877	..	—	1,06,700	1,03,575	51,883	..
Anglo Egyptian Sudan	—	..	2,434	3,343	..	—	..	1,86,616	2,85,925	..
TOTAL BRITISH EMPIRE	—	4,940	5,678	4,566	..	—	2,72,870	8,41,070	3,73,808	..
Germany	—	82	75	—	4,200	4,400
France	—	167	260	..	500	—	14,000	19,550	48,500	..
United States of America— Vid Atlantic Coast	—	307	—	25,900	..
Other Foreign Countries	—	..	22	..	25	—	..	900	1,600	..
TOTAL FOREIGN COUNTRIES	—	229	357	832	..	—	18,200	24,850	76,000	..
Share of Bombay	—	6,169	6,035	5,401	..	—	2,91,070	3,65,920	4,49,808	..
Cinnamon oil (H. G) (a)—										
United Kingdom	—	1,635	2,729	..	120	—	48,450	61,420	..	7,200
Other British possessions	—	..	6	—	..	75
TOTAL BRITISH EMPIRE	—	1,635	2,735	..	120	—	48,450	61,495	..	7,200
United States of America— Vid Atlantic Coast	—	57	—	1,500
Share of Bombay	—	1,692	2,735	—	49,950	61,495	..	7,200
" Madras	—	120	—
TOTAL	—	1,692	2,735	..	120	—	49,950	61,495	..	7,200

(a) Separately recorded from 1920-21.
(b) Shown as a Foreign country from 1923-24.

No. 14—continued

ARTICLES, AND COUNTRIES OF FINAL DESTINATION, ALSO SHARE OF EACH PROVINCE	QUANTITY					VALUE				
	1919-20	1920-21	1921-22	1922-23	1923-24	1919-20	1920-21	1921-22	1922-23	1923-24
<i>Oils—continued</i>										
<i>Essential—continued</i>										
Other sorts (II. G)—	Gals.	Gals.	Gals.	Gals.	Gals.	Rs.	Rs.	Rs.	Rs.	Rs.
United Kingdom	4,103	162	471	1,519	1,703	1,47,250	16,960	47,007	1,02,734	1,40,718
Aden and Dependencies	316	167	305	3,080	2,000	2,600
Maldives	34	..	140	75	..	1,940	..	4,000	360	..
Ceylon	56	..	7	25	60	2,460	..	800	710	218
Straits Settlements (including Labuan)	92	300	306	65	103	680	6,710	5,842	1,216	5,470
Federated Malay States	55	2,720
Hongkong	216	..	160	..	6	5,160	..	1,000	..	60
Egypt†	10,912	1,850	1,131	734	..	8,69,500	41,500	25,350	18,650	..
Zanzibar and Pemba	200	172	208	248	161	6,700	2,950	3,850	5,895	2,400
Kenya Colony	520	822	83	112	104	12,340	10,920	2,565	2,410	4,817
Tanganyika Territory	84	182	431	2,100	3,400	6,375
Anglo-Egyptian Sudan	702	1,422	1,503	17,367	30,975	42,081
Victoria	40	1,030
New South Wales	1	292	..
Australian Commonwealth (Total)	40	1	1,630	292	..
Other British Possessions	12	100	71	97	134	330	1,030	880	820	1,726
TOTAL BRITISH EMPIRE	16,516	3,582	3,706	4,480	4,410	5,51,170	82,160	1,15,171	1,75,062	2,05,957
Germany	6	..	16	500	..	4,500
Belgium	139	8,500
France	1,978	44	67	..	11	1,39,500	250	16,000	..	2,400
Turkey, European	62	1,350
Syria	16	66	100	350	1,800	3,100
Maskat Territory and Trucial Oman	86	56	21	57	19	1,320	1,500	700	1,250	100
Java	21	57	700	12,000
China (exclusive of Hongkong and Macao)	170	2,700
Japan	183	10,330
Egypt†	345	7,500
German East Africa	113	152	2,350	1,500
Portuguese East Africa	62	47	42	87	35	650	450	800	1,400	600
Italian East Africa (Somaliland and Eritrea)	165	..	23	320	..	2,320	..	200	1,800	..
United States of America—Via Atlantic Coast	1,298	12	21	70,000	1,450	1,700
Other Foreign Countries	278	22	7	168	73	2,110	400	1,713	1,445	590
TOTAL FOREIGN COUNTRIES	4,483	378	184	690	722	2,54,480	16,190	10,264	9,145	21,540
Share of Bengal	498	400	429	323	128	15,470	19,140	24,968	3,301	2,260
" Bombay	18,028	3,433	3,001	3,328	3,294	7,60,460	67,630	61,440	60,080	93,904
" Sind	9	50
" Madras	..	127	556	1,519	1,701	..	11,960	48,033	1,01,728	1,30,333
" Burma	2,478	39,780
TOTAL	20,999	3,900	3,980	5,170	5,132	8,05,650	98,350	1,34,435	1,85,107	2,20,597
<i>Total Essential Oils—</i>	Gals.	Gals.	Gals.	Gals.	Gals.					
United Kingdom	23,936	18,628	24,158	25,184	26,118	42,39,850	31,14,760	13,04,621	22,03,660	26,77,598
Aden and Dependencies	316	399	843	17	..	3,090	9,800	49,520	1,550	..
Mesopotamia*	22	..	56	1,330	..	600
Maldives	34	..	140	75	..	1,940	..	4,000	360	..
Ceylon	489	1	29	1,603	523	23,420	200	5,006	28,325	49,775
Straits Settlements (including Labuan)	725	731	602	99	103	17,340	16,840	38,552	7,496	5,569
Federated Malay States	55	8	..	2,720	1,250	..
Hongkong	487	766	895	332	1,432	70,080	17,400	2,038	53,000	1,35,810
Egypt†	11,159	4,174	3,325	1,676	..	4,29,740	1,99,860	1,44,625	85,233	..
Zanzibar and Pemba	201	172	208	248	161	5,800	2,950	4,000	5,305	2,600
Kenya Colony	520	822	83	112	104	12,440	10,920	2,565	2,410	4,817
Tanganyika Territory	84	182	431	2,120	3,400	6,375
Anglo-Egyptian Sudan	3,562	4,836	5,359	2,64,283	3,40,300	3,41,247

* Included in Turkey, Asiatic prior to 1921-22.

† Shown as "Tanganyika Territory" under the British Empire from 1921-22.

‡ Shown as a Foreign country from 1923-24.

GENERAL EXPORTS

(674)

INDIAN MERCHANDISE

No. 14—continued

ARTICLES, AND COUNTRIES OF FINAL DESTINATION; ALSO SHARE OF EACH PROVINCE	QUANTITY					VALUE				
	1919-20	1920-21	1921-22	1922-23	1923-24	1919-20	1920-21	1921-22	1922-23	1923-24
<i>Oils—continued</i>										
<i>Essential—continued</i>										
<i>Total Essential—contd.</i>										
Canada—	Gals.	Gals.	Gals.	Gals.	Gals.	Rs.	Rs.	Rs.	Rs.	Rs.
Via Atlantic Coast	40	78	200	10,000	1,500	3,150
South Australia (including Northern Territory)	11	21	..	88	44	3,420	5,050	..	4,800	8,450
Victoria	40	1,630
New South Wales	..	12	7	1	1,750	1,600	292	..
Australian Commonwealth (Total)	11	33	47	89	44	3,420	6,800	3,130	5,092	8,450
Other British Possessions	14	100	59	97	132	500	1,030	550	820	1,936
TOTAL BRITISH EMPIRE	42,997	25,816	34,098	34,586	33,893	48,11,240	33,79,720	18,82,840	28,27,851	32,38,227
Germany	..	8,752	6,461	8,076	8,092	..	1,54,950	1,77,405	1,00,747	1,51,677
Netherlands	..	1,550	424	870	1,818	..	60,070	8,549	16,515	38,454
Belgium	2,251	4,864	40	2,928	216	74,880	2,14,950	820	53,901	3,508
France	8,119	20,735	12,917	25,801	88,903	3,71,270	10,51,870	3,42,531	5,88,257	8,95,553
Spain	270	27	10,480	4,560
Switzerland	1,320	..	8	..	28	88,000	..	600	..	2,750
Italy	780	280	446	617	651	39,000	9,800	10,434	11,062	27,368
Turkey, European	112	4,350
Syria	43	50	505	2,450	1,800	23,500
Maskat Territory and Trucial Oman	86	56	21	57	10	1,820	1,590	700	1,250	100
Other Native States in Arabia	1	..	8	26	20	150	..	2,200	3,350	1,640
Java	63	159	33	11,600	83,500	10,000
Siam	109	..	2	143	6	780	..	150	1,605	150
Indo-China (including Cochin-China, Cambodia, Annam, Tonkin and French leased territories in China)	10	6,400
China (exclusive of Hong- kong and Macao)	170	21	7,700	4,800
Japan	183	1,194	6,651	2,920	3,467	10,330	41,520	4,20,240	3,72,721	3,25,800
Egypt†	595	26,700
Portuguese East Africa	62	47	42	87	85	650	400	500	1,400	500
German East Africa †	113	152	2,350	1,500
Italian East Africa (Somali- land and Eritrea)	165	..	25	320	19	2,820	..	200	1,800	960
United States of America—										
Via Atlantic Coast	11,813	8,828	18,535	10,745	6,900	5,05,790	3,51,200	3,49,295	2,61,380	1,66,078
Other Foreign Countries	169	22	..	24	54	2,000	410	150	390	300
TOTAL FOREIGN COUNTRIES	25,420	41,430	40,651	48,348	56,820	10,69,540	19,21,800	13,26,533	14,08,567	16,78,543
Share of Bengal	1,394	1,311	977	764	485	2,83,940	1,37,340	1,73,100	77,551	61,545
Bombay	33,474	24,157	16,248	16,541	21,268	46,03,710	34,03,900	16,48,968	13,12,743	22,95,175
Sind	9	50
Madras	29,961	39,535	45,678	61,022	66,369	9,57,060	17,10,720	12,61,698	22,79,173	25,06,521
Burma	3,088	2,352	2,345	4,607	2,583	56,040	44,820	1,25,607	66,951	52,479
TOTAL	68,417	67,255	74,749	82,934	94,719	58,80,780	53,01,530	32,09,373	42,36,418	49,16,770

† Shown as "Tanganyika Territory" under the British Empire from 1921-22.
‡ Shown as a British possession from 1921-22.

No. 14—continued

ARTICLES, AND COUNTRIES OF FINAL DESTINATION; ALSO SHARE OF EACH PROVINCE	QUANTITY					VALUE				
	1919-20	1920-21	1921-22	1922-23	1923-24	1919-20	1920-21	1921-22	1922-23	1923-24
<i>Oil—continued</i>										
<i>Mineral—</i>										
Dangerous petroleum flashing below 70° F. including petrol, benzine and benzol (H. G.)— (a)	Gals.	Gals.	Gals.	Gals.	Gals.	Rs.	Rs.	Rs.	Rs.	Rs.
United Kingdom	20,745,050	4,070,442	14,725,314	9,252,567	15,060,384	2,06,37,000	40,70,442	1,47,25,314	1,04,00,138	1,69,42,807
Egypt (b)	3,024,676	44,15,800	..
Other British Possessions	214	677
TOTAL BRITISH EMPIRE	20,745,050	4,070,442	14,725,314	13,177,243	15,060,598	2,06,37,000	40,70,442	1,47,25,314	1,48,24,938	1,69,43,484
Sweden	899,889	502,315	8,99,888	5,05,104	..
Norway	899,884	401,152	8,99,884	5,02,546	..
Netherlands	3,630,962	5,618,514	6,00,886	36,80,962	63,20,827	6,73,097
France	9,858,985	14,786,198	98,07,630	1,47,86,198
Italy	5,618,549	55,89,200
Mascat Territory and Trucial Oman	593	1,825
Persia	552	1,600
Japan	280	4	280	7	..
Egypt (b)	1,000,778	11,36,001
TOTAL FOREIGN COUNTRIES	15,477,534	14,786,198	5,431,000	6,611,985	1,611,812	1,53,06,920	1,47,86,198	54,81,009	74,38,484	18,16,512
Share of Bombay	..	2	4	..	2	65
Sind	1,348	4,127
Burma	36,222,584	18,566,936	70,156,373	19,759,223	16,671,048	3,60,33,920	1,88,56,638	2,01,56,323	2,22,02,882	1,87,54,804
TOTAL	36,222,584	18,850,640	20,166,373	19,780,228	16,672,400	3,60,83,920	1,88,56,638	2,01,56,323	2,22,02,882	1,87,58,906
<i>Merchandise (H. G.)—</i>										
Straits Settlements (including Labuan)	Gals.	Gals.	Gals.	Gals.	Gals.					
Zanzibar and Pemba	8,000	..	10,000	3,480	1,116	7,880	14,125	1,080	3,330	876
Kenya Colony	..	6,400	6,400
Seychelles	3,200	3,475	..
Other British Possessions	59	292	12	208	372	60	150	14	116	858
TOTAL BRITISH EMPIRE	8,059	6,692	16,112	6,888	1,488	7,940	6,550	16,828	6,921	1,284
Turkey, Asiatic Persian Gulf	1,600	1,400
Mascat Territory and Trucial Oman	4,044	508	268	32	524	4,670	500	298	82	401
Other Native States in Arabia	22,400	1,096	84	21,830	1,596	82
Persia	10,048	..	240	10,030	..	240
Siam	200	24	11,200	25,316	1,200	800	80	11,180	25,358	1,125
Madagascar	1,200	1,200
German East Africa	8,098	3,120
Other Foreign Countries	640	8	..	720	4	..
TOTAL FOREIGN COUNTRIES	45,025	532	11,708	27,052	1,868	43,170	580	11,718	27,085	1,606
Share of Bombay	39,995	48	28	..	40	38,250	40	28	..	40
Sind	12,856	6,876	484	112	772	12,630	6,850	514	112	737
Madras	17	1,634	168	20	1,673	164
Burma	216	300	29,308	32,144	2,176	210	160	27,004	32,221	2,092
TOTAL	53,084	7,224	29,820	33,040	3,376	51,110	7,080	27,546	34,006	2,932
Other kinds (H. G.)—										
United Kingdom	927	3,478	2,843,085	2,116	3,035	570	2,140	1,76,895	2,645	5,993
Aden and Dependencies	628	345	81	1,300	920	460
Mesopotamia*	804	460	2,110	690
Ceylon	62,901	55,775	81,223	83,098	39,595	90,400	82,510	80,683	25,454	43,528
Straits Settlements (including Labuan)	60,234	577,428	76,116	60,346	69,447	60,650	1,08,020	75,355	64,129	74,035
Hongkong	1,421,013	130,880	1,45,050	1,27,290
Kenya Colony	279	8,649	8,880	240	15	710	16,980	7,886	503	9
Miji Islands	717	2,728
Other British Possessions	366	319	185	..	185	360	550	346	..	280
TOTAL BRITISH EMPIRE	1,546,288	776,868	2,504,570	97,434	113,974	2,90,130	3,38,410	3,41,625	1,04,841	1,28,085
Turkey, Asiatic Persian Gulf	15,906	6,714	21,430	6,900
Persia	15,158	..	18,639	31,723	50,896	28,040	..	29,438	42,821	74,668
Siam	820	272	4,876	4,300	1,124	40	150	8,366	4,330	1,084
Portuguese East Africa	..	370	340	435	320	..	1,020	311	1,884	584
Other Foreign Countries	123	189	50	628	185	20	730	160	702	495
TOTAL FOREIGN COUNTRIES	32,007	7,495	23,896	37,136	52,495	50,110	8,860	33,295	49,746	76,931

* Included in Turkey, Asiatic prior to 1921-22.
† Shown as "Tanganyika Territory" under the British Empire from 1921-22.
(a) Value figures for 1919-20—1921-22 revised.
(b) Shown as a Foreign country from 1923-24.

GENERAL EXPORTS

(676)

INDIAN MERCHANDISE

No. 14—continued

ARTICLES, AND COUNTRIES OF FINAL DESTINATION; ALSO SHARE OF EACH PROVINCE	QUANTITY					VALUE				
	1919-20	1920-21	1921-22	1922-23	1923-24	1919-20	1920-21	1921-22	1922-23	1923-24
Oils—continued										
<i>Mixed—continued</i>										
Other kinds (H. G)— <i>continued</i>	Gals.	Gals.	Gals.	Gals.	Gals.	R	R	R	R	R
Share of Bengal	6,191	3,383	986	3,838	2,434	13,420	7,320	4,246	6,547	3,321
„ Bombay	2,849	7,929	4,427	932	336	22,110	4,600	3,746	3,168	593
„ Sind	550	..	50	684	135	1,560	..	180	1,640	492
„ Madras	16,641	31,126	..	100	..	33,030	57,460	..	303	..
„ Burma	1,416,060	747,920	2,323,004	128,966	1,62,666	2,74,130	2,77,490	3,31,768	1,32,329	1,95,510
TOTAL	1,578,200	784,356	2,528,466	134,570	1,05,569	3,49,250	3,47,270	3,74,920	1,54,587	2,04,910
Vegetable, non-essential— Castor (H. G)—										
United Kingdom	Gals. 9,445	Gals. 2,318	Gals. 32,956	Gals. 399,402	Gals. 296,261	36,860	6,370	68,661	10,02,411	8,43,302
Aden and Dependencies	360	1,467	955	712	1,324	1,530	5,870	2,164	1,965	4,505
Mesopotamia*	809	6	1,084	4,581	22	4,925
Ceylon	17,121	22,699	25,961	19,483	23,495	65,920	58,790	56,150	38,169	53,628
Strait Settlements (including Labuan)	17,363	15,266	17,444	21,131	19,546	57,440	34,540	95,314	46,315	50,189
Federated Malay States	200	440	350	182	245	700	2,000	590	450	387
Hongkong	1,054	..	382	466	456	4,560	..	648	1,050	1,068
Egypt †	8,354	..	408	30,240	..	939
Cape of Good Hope	7,921	1,592	1,235	3,984	2,313	27,500	3,850	2,847	9,252	6,687
Natal	63,205	95,477	16,451	37,973	44,905	2,33,710	84,360	34,379	85,385	1,08,760
Transvaal	456	400	3,349	1,200	820	7,422
Rhodesia	9,999	..	10,167	..	412	24,660	..	26,326	..	1,021
Kenya Colony	1,573	349	..	149	175	2,350	800	..	395	492
Mauritius and Dependencies	59,832	44,457	33,414	42,178	24,504	2,11,320	1,06,000	71,561	96,418	57,408
British West India Islands	2,403	1,310	1,373	1,110	2,442	6,080	2,900	2,654	2,532	5,600
British Guiana	..	460	1,000
Western Australia	3,458	10,356	13,108	14,243	25,311	9,330	21,470	21,600	29,145	60,045
South Australia (including Northern Territory)	..	4,222	3,921	2,637	3,412	..	3,410	7,184	5,600	5,781
Victoria	6,760	4,412	3,975	4,478	10,279	20,830	6,720	7,459	9,844	26,899
New South Wales	1,131	12,568	2,271	3,417	19,351	3,350	28,610	5,137	8,232	48,505
Queensland	..	945	446	213	1,182	..	1,050	858	489	3,412
Australian Commonwealth (Total)	11,349	32,503	23,311	24,988	58,534	33,510	68,860	42,323	63,460	1,44,642
New Zealand (including Niue and Br. Samoa)	22,389	116,682	15,868	42,560	60,013	70,640	3,10,170	37,082	1,01,752	1,77,123
Fiji Islands	270	741	19	..	50	1,080	2,100	60	..	150
Other British Possessions	515	140	223	281	250	1,090	490	570	640	687
TOTAL BRITISH EMPIRE	254,459	276,296	181,321	594,609	543,058	8,43,320	6,88,920	3,86,849	14,40,206	14,67,998
Sweden	1,100	27	4,500	80
Norway	1,325	27	..	1,588	1,276	5,230	80	..	4,216	3,190
Germany	6,108	3,300	28,581	12,212	9,900	74,968
France	1,089	2,709
Switzerland	31,211	1,00,320
Italy	4,472	48	21,060	130
Roumania	..	9,310	13,530
Turkey, Asiatic
Red Sea	137	19	580	40
Persian Gulf	772	13,140	4,600	40,000
Sumatra	364	..	100	..	405	960	..	227	..	1,521
Java	..	400	183	..	1,240	440
Slam	689	..	142	457	185	2,660	..	320	1,200	460
Egypt †	250	1,023
Portuguese East Africa	2,409	6,429	4,669	2,510	1,637	6,640	14,230	3,463	5,705	4,825
United States of America— Fid. Atlantic Coast	4,410	12,705
Other Foreign Countries	91	150	32	413	346	630	520	375	1,081	1,170
TOTAL FOREIGN COUNTRIES	42,570	30,050	12,138	8,268	37,372	1,48,080	74,850	24,306	22,162	1,00,311
Share of Bengal	221,948	270,323	131,163	186,723	232,706	7,17,040	6,82,330	2,77,244	4,09,721	5,93,094
„ Bombay	45,744	3,211	2,073	1,791	1,562	1,69,600	11,260	3,459	5,909	4,442
„ Sind	16	6,757	199	70	500
„ Madras	23,891	26,050	60,318	420,358	347,623	1,11,510	66,720	1,26,432	30,46,738	9,70,271
„ Burma	427	3,180
TOTAL	297,929	306,346	193,459	602,877	581,330	9,91,400	7,63,770	4,11,155	14,62,368	15,68,307

* Included in Turkey, Asiatic prior to 1921-22.
† Shown as a Foreign country from 1923-24.

No. 14—continued

ARTICLES, AND COUNTRIES OF FINAL DESTINATION; ALSO SHARE OF EACH PROVINCE	QUANTITY					VALUE				
	1919-20	1920-21	1921-22	1922-23	1923-24	1919-20	1920-21	1921-22	1922-23	1923-24
Oils—continued										
<i>Veg-table, non-essential—</i>										
continued										
Coconut (II. G)—										
United Kingdom	8,812,261	895,822	614,981	854,050	81,029	1,14,28,410	29,68,880	16,83,462	8,56,160	2,00,164
Aden and Dependencies	1,037	4,607	9,189	8,249	4,759	3,550	14,360	27,915	10,327	15,124
Mesopotamia*			3,711	2,340	2,827			13,188	5,624	8,585
Bahrein Islands	87	2,935	1,688	1,948	80	370	8,860	8,890	8,757	870
Egypt†	171,976	242	9	228		4,94,489	900	84	410	
Cape of Good Hope	683	3,044	350	2,450	1,009	2,340	3,880	1,088	6,800	2,768
Natal	11,564	9,501	13,078	13,455	6,821	38,400	34,430	41,435	87,235	20,302
Kenya Colony	466			25	82	1,500			72	168
Anglo Egyptian Sudan			522	404	645			1,815	1,455	2,510
Mauritius and Dependencies	466					2,350				
Canada—										
Via Atlantic Coast.		4,716		81,507	3,601		11,799		78,707	9,005
Victoria		128	1,244	7,735	1,206		439	8,325	21,170	3,013
Australian Commonwealth (Total)		128	1,244	7,735	1,206		439	3,225	21,170	3,013
Fiji Islands		250					1,000			
Other British Possessions	77	92	8	40	19	280	630	21	150	606
TOTAL BRITISH EMPIRE	8,998,617	919,337	644,774	417,500	102,987	1,19,71,370	80,45,110	37,75,973	10,21,465	2,62,984
Sweden	50	2,445	25,232	18,061	1,206	150	8,150	82,414	89,127	3,016
Norway	214	259,161		72,045		710	8,62,890		1,80,114	
Germany		4,772	15,797	58,921	2,454		15,110	39,492	1,20,014	5,521
Netherlands	8,600	224,221	66,026	33,011	17,990	12,000	7,48,630	1,66,466	87,100	50,225
Belgium	224,525	369,864	79,440	24,006		7,20,470	12,00,230	2,08,107	54,999	
France	37,228	2				1,24,270	10			
Switzerland	101,290					8,25,780				
Italy	26,444	84				65,000	380			
Austria	13,216					42,509				
Hungary										
Turkey, Asiatic Red Sea	769	1,356				3,080	5,350			
Persian Gulf	2,026	1,042				7,899	3,560			
Mascat Territory and Trucial Oman	8,431	4,077	5,182	6,947	2,877	10,480	15,890	18,541	14,685	8,168
Other Native States in Arabia	1,075	12,098	8,406	6,630	3,185	3,280	85,840	21,038	16,468	10,863
Persia	3,902	4,025	6,478	5,118	575	12,060	12,730	17,150	11,620	1,422
Portuguese East Africa	37	305	394	270	67	150	1,230	1,512	928	214
Italian East Africa (Somal- land and Eritrea).	199			307	778	800			1,140	1,700
Madagascar	338	2,031			199	1,300	4,550			480
United States of America— Via Atlantic Coast	836,739	46,777	140,222	190,635	39,906	9,09,050	1,37,320	8,54,508	4,70,840	89,902
Argentine Republic (Includ- ing the Atlantic Coast of Patagonia)				1,223	2,414				2,444	6,094
Other Foreign Countries	90	437	183			850	1,590	460		
TOTAL FOREIGN COUNTRIES	755,163	926,708	367,365	413,743	71,651	22,58,800	30,49,710	8,90,688	9,90,524	1,78,005
<i>Share of Bengal</i>	<i>883,256</i>	<i>10,984</i>	<i>13,437</i>	<i>15,058</i>	<i>7,825</i>	<i>32,42,610</i>	<i>40,420</i>	<i>42,507</i>	<i>41,572</i>	<i>23,207</i>
„ <i>Bombay</i>	<i>754,875</i>	<i>37,673</i>	<i>19,870</i>	<i>11,721</i>	<i>12,615</i>	<i>23,78,240</i>	<i>1,92,550</i>	<i>64,358</i>	<i>35,783</i>	<i>40,911</i>
„ <i>Sind</i>	<i>3,450</i>	<i>3,114</i>	<i>3,237</i>	<i>1,217</i>	<i>1,345</i>	<i>14,170</i>	<i>11,550</i>	<i>10,189</i>	<i>3,384</i>	<i>4,631</i>
„ <i>Madras</i>	<i>3,012,097</i>	<i>1,794,042</i>	<i>645,555</i>	<i>806,347</i>	<i>1,52,838</i>	<i>85,94,780</i>	<i>59,19,090</i>	<i>25,58,447</i>	<i>19,40,190</i>	<i>3,71,508</i>
„ <i>Burma</i>	<i>102</i>	<i>232</i>	<i>40</i>		<i>18</i>	<i>370</i>	<i>1,170</i>	<i>160</i>		<i>675</i>
TOTAL	4,753,780	1,846,045	992,139	834,243	1,74,636	1,42,30,170	60,94,820	20,75,061	20,20,989	4,49,040
Cotton seed (II. G)—										
United Kingdom	Gals. 121,631	Gals. 9,880	Gals. 9,880	Gals. 9,880	Gals. 24	8,50,520	29,380			38
Natal		523					2,140			
Victoria	5,480	4,198				17,720	10,460			
South Australia (including Northern Territory)	2,000					6,250				
New South Wales	2,402	1,041		8		8,668	190		26	
Australian Commonwealth (Total)	9,882	6,259		8		32,220	19,850		26	
Other British Possessions			486					972		38
TOTAL BRITISH EMPIRE	181,518	16,642	486	8	24	3,82,740	42,120	972	26	38
Italy		8,335					21,000			
Austria	772					3,200				
Hungary						460				
Other Foreign Countries	201					3,190	21,000			
TOTAL FOREIGN COUNTRIES	973	8,335				3,190	21,000			

* Included in Turkey, Asiatic prior to 1921-24.

GENERAL EXPORTS

(678)

INDIAN MERCHANDISE

No. 14—continued

ARTICLES, AND COUNTRIES OF FINAL DESTINATION; ALSO SHARE OF EACH PROVINCE	QUANTITY					VALUE				
	1919-20	1920-21	1921-22	1922-23	1923-24	1919-20	1920-21	1921-22	1922-23	1923-24
Oils—continued						R	R	R	R	R
<i>Vegetable, non-essential—</i> <i>continued</i>	Gals.	Gals.	Gals.	Gals.	Gals.					
Cotton seed (II. G)— <i>continued</i>										
Share of Bombay	961	4,120	3,680	23,570
“ Madras	486	972
“ Burma	131,626	14,857	..	8	24	3,82,770	39,550	..	26	38
TOTAL	132,486	18,977	486	8	24	3,86,430	63,120	972	26	38
Groundnut (II. G)—	Gals.	Gals.	Gals.	Gals.	Gals.					
United Kingdom	311,495	26,298	4	4	8	10,87,920	66,020	9	16	16
Mesopotamia*	—	—	6,391	1,650	..	—	—	24,887	5,358	..
Bahrain Islands	1,811	1,105	1,205	225	765	4,660	2,660	2,185	460	1,980
Ceylon	15,165	18,702	18,810	11,703	19,243	47,630	54,550	34,588	29,498	50,418
Straits Settlements (including Labuan)	109,096	50,484	560	558	1,072	2,79,520	1,76,780	1,680	1,395	2,040
Egypt†	83,702	3,10,890
Natal	..	2,369	..	773	2,170	..	9,490	..	3,100	12,390
Mauritius and Dependencies	101,410	31,347	26,327	14,860	26,120	3,62,010	89,700	76,087	41,150	95,584
Kenya Colony	4,284	12,700
Fiji Islands	..	415	76	1,250	240
Other British Possessions	12	242	..	8	115	30	780	..	28	222
TOTAL BRITISH EMPIRE	626,925	130,962	48,378	29,781	49,493	21,05,360	4,01,260	1,39,671	80,995	1,62,620
Italy	168,796	84	5,98,000	299
Austria
Hungary	772	3,000
Turkey, Asiatic
Red Sea	..	140	660
Persian Gulf	..	3,600	10,600
Mascat Territory and Trucial Oman	386	..	4,476	6,957	3,775	1,500	..	8,940	13,914	7,550
Other Native States in Arabia	2,215	4,231	4,090	13,495	4,150	6,670	9,550	8,700	26,990	8,300
Persia	..	490	630	2,550	1,420	1,280	6,100	..
Java	261	1,120
Siam	11,318	4,680	96	56	64	36,610	14,230	276	181	155
Réunion	653	2,470
United States of America— West Atlantic Coast	10,988	25,150
Other Foreign Countries	502	52	..	37	..	1,710	110	..	125	..
TOTAL FOREIGN COUNTRIES	186,891	13,277	9,286	23,095	7,980	6,70,230	42,860	19,176	46,310	16,005
Share of Bengal	78,512	27,275	15,039	10,296	12,088	2,74,620	78,760	40,140	28,150	39,942
“ Bombay	26,978	8,568	17,782	6,236	16,221	1,00,530	35,670	61,051	19,798	68,662
“ Sind	411	1,125	..
“ Madras	22,730	62,851	24,738	35,847	28,993	71,160	1,39,220	87,368	77,932	69,880
“ Burma	694,895	55,557	100	92	180	23,35,280	1,90,490	285	300	771
TOTAL	822,816	144,239	57,659	52,876	57,482	27,81,890	4,44,140	1,58,847	1,27,305	178,655
Linseed (II. G)—	Gals.	Gals.	Gals.	Gals.	Gals.					
United Kingdom	62,348	576	6,053	..	14,472	3,10,650	2,450	15,370	..	16,060
Aden and Dependencies	648	25	..	2,970	125	..
Ceylon	20,124	17,694	12,932	5,526	5,055	1,04,480	89,660	67,165	26,222	20,690
Straits Settlements (including Labuan)	12,855	1,225	250	1,211	19,110	69,780	6,170	1,250	4,084	64,062
Federated Malay States	500	450	5,340	1,760
Hongkong	1,600	13,400	3,000	..	11,373	8,000	70,200	12,550	..	36,767
Cape of Good Hope	5,592	25,520
Natal	14,000	711	200	500	..	62,000	2,830	750	1,750	..
Kenya Colony	293	..	400	590	..	1,200	..	1,724	2,500	..
Mauritius and Dependencies	1,180	..	4,600	200	500	4,080	..	14,275	1,240	2,010
Western Australia	720	3,600
Victoria	4,900	14,400	2,900	3,900	5,495	26,950	79,200	7,250	10,360	16,485
New South Wales	4,888	13,000	..	240	1,400	25,630	71,000	..	825	4,200
Australian Commonwealth (Total)	10,408	27,400	2,900	3,290	6,895	56,180	1,50,200	7,250	11,185	20,685

* Included in Turkey, Asiatic prior to 1921-22.

† Share of British Empire prior to 1923-24.

No. 14—continued

ARTICLES, AND COUNTRIES OF FINAL DESTINATION; ALSO SHARE OF EACH PROVINCE	QUANTITY					VALUE				
	1919-20	1920-21	1921-22	1922-23	1923-24	1919-20	1920-21	1921-22	1922-23	1923-24
Oils—continued						R	R	R	R	R
<i>Vegetable, non-essential— continued</i>										
Linseed (H. G)—continued	Gals.	Gals.	Gals.	Gals.	Gals.					
New Zealand (including Naun and British Samoa)	29,252	16,076	6,000	1,41,750	1,00,420	25,624
Fiji Islands	1,600	500	7,840	2,650
Other British Possessions	115	50	287	117	150	630	300	1,240	360	516
TOTAL BRITISH EMPIRE	160,624	79,632	83,782	11,429	68,914	7,98,320	4,24,880	1,47,698	48,066	1,02,540
Norway	250	18	1,250	70
Belgium	56,000	2,70,000
France	12,740	287	..	68,700	672	..
Switzerland	45,598	1,88,200
Italy	119,955	171,495	200	4,90,470	8,33,950	675
Austria	12,444	40,000
Hungary
Turkey, Asiatic
Levant and Black Sea	274	1,500
Red Sea	12	50
Persian Gulf	312	1,450
Sumatra	1,885	925	162	9,270	4,700	456
Java	3,341	5,000	..	75	848	18,480	23,440	..	300	2,544
Siam	1,372	..	25	..	1,350	5,930	..	100	..	4,387
Indo-China (including Cochin- China, Cambodia, Annam, Tonkin and French leased territories in China)	3,975	2,000	19,250	9,560
Philippine Islands and Guam	4,500	..	5,868	18,545	23,988	25,030	..	25,695	57,783	71,614
China (exclusive of Hong- kong and Macao)	..	625	500	245	8,305	..	3,480	2,500	858	27,112
Portuguese East Africa	14,996	1,296	..	124	..	60,130	5,020	..	240	..
German East Africa†	18	480	70	2,880
Italian East Africa (Somali- land and Eritrea)	324	420	..	25	..	1,200	2,000	..	50	..
French Somaliland	211	1,150
United States of America— Via Atlantic Coast	..	4,000	17,500
(Other Foreign Countries)	51	57	47	18	420	200	250	180	70	1,200
TOTAL FOREIGN COUNTRIES	278,251	166,916	6,440	19,209	35,213	11,93,280	9,03,900	28,425	59,678	1,08,298
Share of Bengal	297,623	83,077	38,433	29,293	93,618	13,76,330	4,66,600	1,61,013	1,02,319	2,09,058
Dombay	141,152	177,771	1,789	1,409	464	6,16,270	8,61,150	8,110	5,585	1,540
Madras	26	58	135	210
TOTAL	438,775	265,848	40,222	80,728	14,127	19,91,600	18,27,780	1,76,113	1,08,039	2,00,008
Mustard or rape (H. G)— United Kingdom	Gals. 305	Gals. 1,708	Gals. 5,254	Gals. 4,211	Gals. 1,038	1,350	5,900	16,051	10,407	3,284
Aden and Dependencies	161	219	47	62	19	730	1,130	150	350	60
Mesopotamia*	582	420	3,576	2,212	1,430	10,506
Bahrain Islands	478	302	261	556	672	1,790	1,480	607	1,096	1,868
Ceylon	1,124	950	870	781	1,348	4,380	2,740	2,920	2,034	3,645
Straits Settlements (includ- ing Labuan)	9,698	6,046	8,906	10,163	8,502	30,480	16,710	22,911	20,221	21,180
Hongkong	667	584	809	667	1,312	3,200	1,670	2,105	1,782	3,298
Egypt‡	652	38	77	34	..	2,590	130	480	197	..
Natal	65,542	112,336	81,773	84,743	1,11,573	2,43,520	3,26,340	2,16,508	2,33,109	2,58,729
Kenya Colony	815	678	335	558	492	1,450	1,660	750	1,909	1,251
Mauritius and Dependencies	219,637	197,077	154,115	266,785	2,71,213	7,06,470	5,46,830	4,05,415	7,47,754	7,30,106
British West India Islands	..	5,927	2,551	5,696	5,158	..	14,450	6,810	16,563	18,984
British Guiana	4,866	6,880	482	141	6,931	10,150	10,500	1,359	436	17,820
New South Wales	1,250	..	3,550	2,548	7,545	5,630	..	11,144	7,807	21,319
<i>Australian Commonwealth (Total)</i>	<i>7,250</i>	<i>..</i>	<i>3,550</i>	<i>2,543</i>	<i>7,545</i>	<i>5,630</i>	<i>..</i>	<i>11,144</i>	<i>7,807</i>	<i>21,319</i>
Fiji Islands	41,015	46,523	43,098	42,860	46,806	92,040	1,57,800	1,29,961	1,27,629	1,25,543
Other British Possessions	37	..	106	63	115	160	..	300	191	436
TOTAL BRITISH EMPIRE	346,237	380,223	302,845	419,183	4,96,300	11,12,940	10,96,320	8,19,683	11,62,514	12,14,270
Turkey, Asiatic	1,480	820
Persian Gulf	360	112
Mascat Territory and Trucial Oman	1,160	1,032	1,331	903	1,205	3,870	3,520	3,817	2,320	3,364
Persia	3,248	4,661	4,703	2,200	1,615	11,600	15,120	11,287	6,686	4,614
Siam	311	535	398	161	449	960	1,670	1,000	540	1,364
China (exclusive of Hongkong and Macao)	417	96	419	537	577	2,400	250	1,000	1,555	1,475

*Included in Turkey, Asiatic, prior to 1921-22.

†Shown as "Tanzanika Territory" under the British Empire from 1921-22.

‡Shown as a Foreign country from 1923-24.

GENERAL EXPORTS

(680)

INDIAN MERCHANDISE

No. 14—continued

ARTICLES, AND COUNTRIES OF FINAL DESTINATION, ALSO SHARE OF EACH PROVINCE	QUANTITY					VALUE				
	1919-20	1920-21	1921-22	1922-23	1923-24	1919-20	1920-21	1921-22	1922-23	1923-24
Oils—continued										
<i>Vegetable, non-essential—continued</i>										
Mustard or rape (II. G)—continued	Gals.	Gals.	Gals.	Gals.	Gals.					
United States of America—										
Vii Atlantic Coast	..	1,850	305	2,940	6,700	835	5,609	..
" Pacific "	4	..	59	10	..	125
Dutch Gulana	1,050	350	100	4,850	1,043	300
Other Foreign Countries	116	455	290	334	416	370	1,450	1,027	935	1,523
TOTAL FOREIGN COUNTRIES	6,006	8,741	7,450	7,492	4,421	25,110	20,360	19,626	18,748	12,704
Share of Bengal	342,740	380,837	301,640	418,757	4,59,324	11,00,810	10,98,290	8,13,345	11,77,242	11,85,128
" Bombay	6,741	2,954	6,432	3,056	8,516	22,070	8,450	15,767	9,930	34,127
" Sind	4,374	6,143	3,223	4,823	2,881	15,060	18,940	9,697	13,954	7,779
" Madras	3	16	..
" Burma	50	36	..	170	120	..
TOTAL	852,905	888,904	310,295	426,675	4,70,721	11,98,050	11,25,680	8,30,309	12,01,262	12,7,034
Sesamum (oil or flax) (II. G)	Gals.	Gals.	Gals.	Gals.	Gals.					
United Kingdom	19,998	391	240	300	302	75,000	1,270	767	1,270	941
Aden and Dependencies	3,254	2,435	3,601	529	558	9,890	6,420	8,332	1,085	1,756
Mesopotamia*	23,754	90	1,954	74,871	225	4,940
Bahrain Islands	970	3,085	1,588	2,339	2,040	3,600	11,300y	4,887	6,637	9,592
Ceylon Straits Settlements (including Labuan)	3,153	1,844	3,517	2,690	2,779	11,570	6,910	10,938	8,338	8,322
Federated Malay States	407	5,018	1,634	1,988	1,022	2,050	10,030	4,362	5,404	2,508
Egypt†	..	24	604	28	38	..	80	1,540	102	125
Cape of Good Hope	875	8,600
Natal	44	..	621	175	..	2,065
Tanganyika Territory	4,764	1,078	830	1,371	544	16,120	2,960	4,400	3,714	1,637
Mauritius and Dependencies	1,867	19	5,450	60
Other British Possessions	18,652	515	15,928	23,476	1,083	50,960	1,440	32,023	54,267	41,515
TOTAL BRITISH EMPIRE	47,476	16,404	51,582	85,308	24,904	1,74,610	48,180	1,44,322	88,106	74,534
Austria
Hungary	772	3,100
Turkey, Asiatic
Red Sea	8,470	4,193	30,430	14,910
Persian Gulf	12,007	13,643	41,010	46,870
Muscat Territory and Trucial Oman
Other Native States in Arabia	61,400	60,441	42,984	52,819	99,025	2,12,180	1,74,800	98,057	1,23,300	90,700
Persia	2,893	4,060	6,166	824	2,776	12,020	13,880	20,930	2,410	10,871
Siam	9,148	5,454	1,979	837	650	36,090	19,250	4,866	2,357	1,724
Madagascar	703	733	..	37	77	2,210	2,030	..	120	150
German East Africa	914	2,542	199	3,620	7,600	700
Italian East Africa (Somaliland and Eritrea)	1,705	6,850
Other Foreign Countries	2,492	937	831	2,666	128	18,650	2,260	3,115	11,805	250
TOTAL FOREIGN COUNTRIES	121,032	92,428	52,707	57,582	43,500	3,76,830	2,83,430	1,29,179	1,46,016	1,04,834
Share of Bengal	199	64	290	49	370	810	250	2,270	141	1,130
" Bombay	112,946	71,291	81,926	80,620	60,068	3,33,700	2,06,530	2,05,350	2,61,676	1,64,177
" Sind	27,529	23,155	15,907	4,653	3,304	1,15,470	83,810	48,028	12,095	11,881
" Madras	7,245	10,800	6,137	7,366	4,154	25,260	33,680	17,936	29,187	11,930
" Burma	20,589	2,222	29	2	68	76,770	7,260	117	20	250
TOTAL	168,508	107,832	104,280	92,890	68,464	5,51,440	3,31,610	2,73,701	2,34,122	1,70,368
Other sorts (II. G)	Gals.	Gals.	Gals.	Gals.	Gals.					
United Kingdom	8,404	9,234	3,366	492	805	30,000	45,910	18,085	3,916	4,117
Ceylon	12,125	8,928	10,542	8,132	8,071	45,190	26,400	20,490	10,579	19,290
Straits Settlements (including Labuan)	7,079	805	4,527	3,731	6,702	24,550	2,130	9,813	8,575	18,020
Cape of Good Hope	809	..	16	3,250	..	292
Natal	1,556	1,558	..	406	488	4,980	4,820	..	1,126	1,185
Mauritius and Dependencies	..	323	63	46	1,897	..	2,110	210	135	6,000
Other British Possessions	22	81	18	143	28	110	380	119	455	187
TOTAL BRITISH EMPIRE	30,025	21,019	18,526	12,950	18,801	7,68,980	81,850	58,069	32,766	48,768

* Included in Turkey, Asiatic prior to 1921-22.
 † Shown as "Tanganyika Territory" under the British Empire from 1921-22.
 ‡ Shown as a Foreign country from 1923-24.

No. 14—continued

ARTICLES, AND COUNTRIES OF FINAL DESTINATION; ALSO SHARE OF EACH PROVINCE	QUANTITY					VALUE				
	1910-20	1920-21	1921-22	1922-23	1923-24	1910-20	1920-21	1921-22	1922-23	1923-24
Oils—continued						B	B	B	B	B
<i>Vegetable, non-essential—</i> continued										
Other sorts (H.G.)—continued	Gals.	Gals.	Gals.	Gals.	Gals.					
Germany	80	18	56	240	..	1,000	230	700	810
France	2,376	183	492	5,420	2,600	1,148
Philippine Islands and Guam	..	2	1,986	450	20	81,765	8,080	..
United States of America— Vid Atlantic Coast	1,310	173	116	..	50	35,180	8,525	2,045	..
Hawaii	112	2,000
Other Foreign Countries	233	47	111	8	306	930	650	1,080	180	486
TOTAL FOREIGN COUNTRIES	2,615	1,572	2,397	630	1,032	6,400	32,460	88,560	6,005	2,444
Share of Bengal	2,356	2,923	3,806	1,017	2,925	5,500	52,360	42,798	11,141	19,145
“ Bombay	1,403	1,307	978	129	1,897	5,500	4,500	5,150	415	6,125
“ Sind	2,601	13,000
“ Madras	22,354	10,167	14,097	12,026	15,077	81,240	29,380	24,169	28,015	21,932
“ Burma	6,492	8,194	438	408	..	22,240	35,120	1,442	220	..
TOTAL	32,640	22,591	20,923	13,580	19,895	1,14,480	1,21,300	96,550	89,791	51,202
Total Vegetable, non-essential—	Gals.	Gals.	Gals.	Gals.	Gals.					
United Kingdom	4,345,837	946,222	661,878	758,549	394,839	1,33,20,650	31,26,200	18,02,905	18,74,209	10,68,212
Aden and Dependencies	5,400	8,728	18,786	4,577	6,660	18,670	27,780	38,561	18,852	21,446
Mesopotamia*	—	—	36,272	4,505	10,141	—	—	1,19,749	12,659	29,802
Bahrain Islands	3,341	7,437	4,764	5,105	4,475	10,420	24,370	11,629	12,660	13,808
Ceylon	68,852	70,723	68,122	48,329	61,793	2,70,200	2,39,150	2,02,229	1,23,825	1,56,008
Straits Settlements (including Labuan)	156,498	79,574	38,821	38,792	56,031	4,60,820	2,52,860	75,380	65,704	1,58,689
Federated Malay States	700	404	1,014	322	737	6,040	2,080	2,189	827	2,274
Hongkong	8,933	13,984	4,191	1,138	13,191	15,780	71,870	15,843	9,882	41,128
Egypt†	205,974	281	544	262	—	8,42,400	1,180	1,698	607	—
Cape of Good Hope	15,005	2,878	1,668	6,434	3,993	58,313	8,460	4,402	15,561	11,704
Natal	180,651	103,553	112,332	139,221	166,501	6,28,830	4,67,370	2,97,472	3,65,410	4,03,003
Transvaal	456	400	..	40	3,349	1,200	820	..	150	7,422
Rhodesia	9,099	..	10,167	..	412	24,050	..	26,820	..	1,021
Zanzibar and Pemba	473	..	143	101	330	1,040	..	400	335	830
Kenya Colony	7,505	1,084	735	1,580	814	20,200	2,570	2,474	5,506	2,014
Tanganyika Territory	—	—	200	1,867	19	—	—	880	5,450	60
Anglo-Egyptian Sudan	—	—	522	464	602	—	—	1,815	1,455	2,710
Mauritius and Dependencies	300,236	274,619	283,907	346,606	337,917	13,78,400	7,46,060	6,00,471	9,46,964	9,33,422
Seychelles	243	886	228	97	180	840	1,520	786	250	450
Canada— Vid Atlantic Coast	4,725	..	31,507	3,601	..	11,810	..	78,767	9,005
British West India Islands	2,409	7,237	3,934	6,766	7,600	8,080	17,350	9,464	19,095	10,584
British Guiana	4,866	7,340	482	141	6,931	10,150	20,560	1,359	435	17,829
Western Australia	4,178	10,366	13,198	14,243	25,311	12,930	21,470	21,690	29,145	60,046
South Australia (including Northern Territory)	2,000	4,222	3,920	2,637	2,412	6,250	8,410	7,206	5,800	5,781
Victoria	17,140	23,138	7,219	15,173	16,979	64,900	98,810	17,934	41,383	46,397
New South Wales	9,631	26,609	5,821	6,216	28,206	43,540	99,800	16,281	16,918	74,024
Queensland	945	446	213	1,182	..	1,650	658	430	3,412
Australian Commonwealth (Total)	37,999	65,270	30,613	38,492	74,130	1,27,620	2,30,140	63,964	93,655	1,89,659
New Zealand (including Nauru and Br. Samoa)	61,641	184,758	20,368	42,560	64,013	2,12,360	4,10,580	62,706	1,01,752	1,77,123
Fiji Islands	42,785	48,600	43,311	42,891	46,716	1,00,960	1,65,560	1,30,096	1,27,809	1,25,693
Other British Possessions	174	102	207	430	325	620	570	584	1,266	875
TOTAL BRITISH EMPIRE	5,595,776	1,838,415	1,231,680	1,520,768	1,265,441	1,74,96,740	58,28,660	34,73,377	35,95,164	23,23,770
Sweden	1,166	2,490	25,232	18,061	1,206	4,750	8,800	82,414	39,127	3,016
Norway	2,003	259,206	..	73,633	1,276	7,970	8,61,040	..	1,84,330	2,190
Germany	4,862	21,918	62,277	31,275	..	16,110	51,934	1,31,514	81,209
Netherlands	3,600	224,291	66,072	33,611	17,000	12,000	7,43,630	1,66,826	87,100	56,223
Belgium	230,525	363,804	79,440	24,006	..	9,90,470	12,00,230	2,03,107	64,909	..
France	52,402	207	1,089	267	492	1,93,560	2,820	2,709	672	1,148
Switzerland	178,097	6,09,300
Italy	329,667	175,178	500	11,95,430	8,56,120	1,161
Austria	17,976	91,000
Hungary

* Included in Turkey, Asiatic port to 1921-22.
† Shown as a Foreign country from 1923-24.

GENERAL EXPORTS

(682)

INDIAN MERCHANDISE

No. 14—continued

ARTICLES, AND COUNTRIES OF FINAL DESTINATION; ALSO SHARE OF EACH PROVINCE	QUANTITY					VALUE				
	1910-20	1920-21	1921-22	1922-23	1923-24	1910-20	1920-21	1921-22	1922-23	1923-24
Oils—continued						R	R	R	R	R
<i>Vegetable, non-essential—</i> <i>concluded</i>										
Total Vegetable, non- essential—continued	Gals.	Gals.	Gals.	Gals.	Gals.					
Roumania	..	9,810	..	566	18,530	..	1,680	..
Turkey, Asiatic
Levant and Black Sea	274	1,500
Red Sea	9,387	5,708	43,140	20,960
Persian Gulf	15,477	31,537	55,910	1,07,650
Mascat Territory and Trucial Oman	88,498	65,582	54,020	66,644	47,503	2,28,070	1,94,380	1,24,580	1,69,329	1,09,866
Other Native States in Arabia	6,246	20,441	18,662	21,099	10,145	22,220	59,000	50,677	45,178	30,12
Persia	16,323	14,727	13,805	10,714	3,014	59,870	48,940	35,510	25,968	8,85
Sumatra	2,249	933	100	852	651	10,230	4,740	227	905	1,98
Java	3,006	5,499	111	161	1,320	14,570	24,980	810	504	3,84
Siam	14,483	6,140	676	719	2,125	48,720	19,380	1,755	2,101	6,61
Indo-China (including Cochin- China, Cambodia, Annam, Tonkin and French leased territories in China)	3,975	2,000	19,250	9,660
Philippine Islands and Guam	4,500	52	7,854	18,905	23,938	25,080	160	57,460	60,863	71,81
China (exclusive of Hong- kong and Macao)	473	901	985	848	8,882	2,500	4,470	3,510	2,603	28,58
Egypt	712	2,64
Portuguese East Africa	17,666	8,399	5,450	3,360	1,773	73,600	21,440	11,192	7,994	5,35
Madagascar	1,513	4,626	898	5,720	12,240	1,18
Réunion	793	3,100
German East Africa	1,718	480	6,920	3,880
Italian East Africa (Somali- land and Britira)	3,239	1,357	831	3,068	906	21,530	4,360	8,115	13,055	1,95
French Somaliland	444	..	98	2,050	..	800
United States of America— Via Atlantic Coast	347,745	53,937	140,760	198,603	44,325	9,84,280	1,98,700	3,58,868	4,78,580	1,02,01
" Pacific "	4	..	59	10	..	12
Dutch Guiana	1,060	890	..	4,890	1,163	35
Argentine Republic (includ- ing the Atlantic Coast of Patagonia)	1,223	2,414	2,444	6,08
Hawaii	112	2,000
Other Foreign Countries	14	210	53	93	224	40	1,340	186	310	62
TOTAL FOREIGN COUNTRIES	1,403,168	1,282,427	1,497,783	533,109	201,238	46,68,420	44,43,660	11,58,950	12,98,738	5,22,49
Share of Bengal	1,926,664	730,438	502,316	655,192	808,166	67,16,750	23,99,000	13,86,317	17,70,349	21,34,76
" <i>Lombay</i>	1,089,605	306,913	129,850	105,162	101,267	36,18,970	12,73,870	3,68,243	2,79,093	3,00,36
" <i>Sind</i>	35,369	38,469	24,968	11,104	8,229	1,44,770	1,37,690	60,914	30,561	24,75
" <i>Madrass</i>	3,093,320	1,893,910	1,061,331	1,231,873	548,740	88,83,950	61,88,070	37,94,344	31,13,213	14,55,72
" <i>Burma</i>	851,081	31,062	607	546	887	28,20,720	2,78,590	2,004	636	1,73
TOTAL	6,908,939	3,100,842	1,719,472	2,053,877	1,400,679	2,21,85,160	1,02,72,220	46,32,327	51,93,902	39,10,40
Total Oils—										
United Kingdom	Gals. 25,161,687	Gals. 5,042,281	Gals. 17,755,643	Gals. 10,039,696	Gals. 15,985,576	3,82,15,960	1,03,24,930	1,80,10,545	1,45,80,661	2,10,51,70
Adon and Dependencies	9,064	11,429	14,710	5,527	6,808	27,280	40,970	88,541	10,152	21,71
Mesopotamia*	38,770	10,909	10,857	1,24,971	18,160	31,70
Bahrain Islands	103,472	24,036	7,389	11,769	22,915	1,02,270	37,740	14,289	18,355	25,03
Maldives	1,744	143	1,621	3,889	6,188	3,500	350	5,830	3,624	5,73
Ceylon	138,245	131,717	152,106	89,737	162,347	3,98,860	3,26,160	2,90,067	1,93,405	2,00,17
Straits Settlements (includ- ing Labuan)	217,452	657,733	112,139	106,707	120,297	5,38,810	3,77,720	1,90,926	1,74,624	2,40,08
Federated Malay States	755	464	1,014	330	737	8,760	2,080	2,139	2,077	2,27
Hongkong	1,425,433	146,839	5,036	1,465	14,023	2,31,820	2,16,740	58,381	55,832	1,76,98
Egypt	276,833	4,465	3,809	3,920,014	..	12,72,230	2,00,080	1,46,318	44,09,100	..
Cape of Good Hope	16,005	2,878	1,603	6,434	3,993	58,310	8,460	4,402	15,561	11,70
Natal	180,657	163,003	112,383	139,277	160,521	6,29,070	4,67,680	2,97,772	3,05,619	4,03,22
Transvaal	456	400	..	49	3,349	1,200	820	..	150	7,32
Rhodesia	9,990	..	10,167	..	412	24,650	..	26,326	..	1,02
Zanzibar and Pemba	8,674	372	16,852	529	941	14,720	3,100	18,525	5,775	3,88
Kenya Colony	13,997	16,955	4,714	2,112	1,143	37,850	36,870	12,037	8,554	6,81
Tauvauyika Territory	234	2,049	450	3,000	8,850	6,43
Anglo Egyptian Sudan	4,034	5,300	6,081	2,71,098	3,41,755	3,43,51
Mauritius and Dependencies	396,236	274,688	238,907	346,005	337,917	13,38,490	7,46,180	3,00,471	9,40,964	9,33,43
Reynolds Canada	243	386	228	3,297	208	840	1,520	786	3,725	1,20
" <i>Via Atlantic Coast</i>	..	4,725	40	31,585	3,801	..	11,810	10,000	90,327	12,11
British West India Islands	2,401	7,237	3,924	6,706	7,900	8,000	17,350	9,464	10,095	19,54

* Included in Turkey, Asiatic prior to 1921-22.

No. 14—continued

ARTICLES, AND COUNTRIES OF FINAL DESTINATION; ALSO SHARE OF EACH PROVINCE	QUANTITY					VALUE				
	1910-20	1920-21	1921-22	1922-23	1923-24	1910-20	1920-21	1921-22	1922-23	1923-24
	Gals.	Gals.	Gals.	Gals.	Gals.	R	R	R	R	R
<i>Items concluded</i>										
<i>Total Oils—continued</i>										
British Guiana	4,872	7,340	482	141	0,931	10,210	20,500	1,350	435	17,829
Western Australia	4,178	10,356	18,108	14,248	25,311	12,930	21,470	21,690	20,145	60,045
South Australia (including Northern Territory)	2,011	4,243	8,929	2,075	2,456	9,670	13,460	7,206	10,000	14,231
Victoria	17,140	23,138	7,259	15,173	16,079	64,900	98,810	19,564	41,383	46,397
New South Wales	9,981	20,021	5,828	6,217	28,290	43,540	1,01,550	17,781	17,210	74,024
Queensland	945	446	213	1,182	..	1,050	858	430	3,412
Australian Commonwealth (Total)	33,010	65,303	30,660	38,521	74,224	1,31,040	2,36,940	67,094	98,777	1,98,109
New Zealand (including Nauru and Br. Samoa)	51,641	184,753	20,363	42,500	64,067	2,12,300	4,10,590	62,706	1,01,752	1,77,033
Fiji Islands	42,785	48,615	43,314	42,024	47,403	1,00,960	1,65,920	1,30,946	1,28,289	1,28,577
Other British Possessions	174	46	154	208	175	820	100	416	860	547
TOTAL BRITISH EMPIRE	28,094,587	6,745,763	18,576,080	14,864,950	17,001,084	4,83,77,000	1,86,54,590	2,04,40,289	2,16,62,467	2,41,28,225
Sweden	1,160	2,400	925,115	620,730	1,248	4,750	8,300	9,82,297	6,94,081	3,046
Norway	2,003	259,206	890,634	564,785	1,276	7,970	8,04,040	8,99,884	7,36,876	3,100
Germany	8,604	29,789	89,732	584,043	..	1,71,060	2,31,282	2,57,103	6,53,872
Netherlands	8,600	226,408	8,037,458	5,652,995	1,019,740	12,060	8,04,450	38,06,337	64,20,442	10,32,854
Belgium	282,776	368,528	70,480	26,934	83,858	10,65,850	14,15,190	2,08,927	1,08,000	50,857
France	9,919,506	14,807,140	14,006	25,568	39,716	1,03,72,450	1,56,40,880	3,45,240	5,68,920	8,09,022
Spain	279	27	10,480	4,500
Switzerland	179,417	..	8	..	28	6,42,300	..	600	..	2,760
Italy	5,933,996	175,458	446	617	1,451	68,23,720	8,65,920	10,484	11,062	28,522
Austria	27,976	91,800
Hungary
Roumania	9,810	18,530
Turkey, European	86	112	..	430	1,350
Turkey, Asiatic	560	1,080
Levant and Black Sea	274	1,500	10
Red Sea	0,387	5,708	43,140	20,960
Persian Gulf	80,787	48,619	1,25,790	1,20,910
Syria	43	56	505	2,450	1,800	21,600
Mascat Territory and Trucial Oman	142,341	76,259	68,208	97,478	71,008	2,96,160	2,07,070	1,38,466	1,84,068	1,28,448
Other Native States in Arabia	124,651	48,401	26,722	56,186	24,019	1,30,830	80,760	60,927	71,004	44,561
Persia	68,176	20,609	32,949	52,570	58,985	1,28,700	54,090	65,518	76,269	88,808
Sumatra	2,249	933	100	352	651	10,230	4,740	227	905	1,060
Java	3,669	8,311	144	173	1,320	26,170	60,270	10,810	630	3,849
Siam	15,612	6,436	16,754	30,478	4,515	50,110	19,560	16,472	33,298	8,976
Indo-China (including Cochin China, Cambodia, Annam, Tonkin and French leased territories in China)	3,991	2,000	25,650	9,660
Philippine Islands and Guam	4,506	52	7,854	18,095	23,038	25,630	160	57,460	60,863	71,814
China (exclusive of Hongkong and Macao)	643	901	935	843	8,906	10,200	4,470	3,610	2,608	33,387
Japan	197	1,241	6,984	3,217	3,691	10,370	42,170	4,20,711	3,73,077	3,25,224
Egypt*	1,011,086	11,600
Portuguese East Africa	17,728	8,816	5,832	3,930	2,128	74,250	22,950	12,308	11,256	6,437
Madagascar	3,723	5,026	..	200	406	7,820	12,440	50	75	1,184
Réunion	798	12	..	3,100	40	..
German East Africa	5,824	699	12,390	4,640
Italian East Africa (Somaliland and Eritrea)	4,004	1,357	856	3,378	925	34,570	4,260	3,315	14,855	2,910
French Somaliland	577	..	98	2,880	..	300
United States of America—										
Via Atlantic Coast	350,558	62,765	154,295	204,348	51,230	14,40,070	5,47,900	7,08,166	7,39,978	2,68,755
" Pacific "	4	..	59	10	..	126
Dutch Guiana	1,089	390	110	4,890	1,163	330
Argentine Republic (including the Atlantic Coast of Patagonia)	1,223	2,414	2,444	0,031
Hawaii	112	2,000
Other Foreign Countries	87	846	64	290	697	191	..
TOTAL FOREIGN COUNTRIES	17,205,274	16,156,450	5,969,422	7,355,554	2,978,953	2,14,85,880	2,12,12,100	79,85,173	1,02,98,022	4,71,364
<i>Share of Bengal</i>	<i>1,934,749</i>	<i>758,226</i>	<i>508,598</i>	<i>659,344</i>	<i>811,975</i>	<i>69,99,170</i>	<i>29,46,160</i>	<i>15,66,776</i>	<i>18,54,447</i>	<i>21,94,430</i>
" Bombay	<i>1,893,104</i>	<i>346,994</i>	<i>165,513</i>	<i>131,469</i>	<i>131,373</i>	<i>84,37,780</i>	<i>47,03,410</i>	<i>20,39,196</i>	<i>21,63,932</i>	<i>26,15,352</i>
" Sind	<i>103,669</i>	<i>58,461</i>	<i>33,802</i>	<i>18,881</i>	<i>10,602</i>	<i>2,31,270</i>	<i>1,58,520</i>	<i>89,354</i>	<i>38,727</i>	<i>30,496</i>
" Madras	<i>3,342,254</i>	<i>2,029,251</i>	<i>1,119,501</i>	<i>1,456,879</i>	<i>2,218,535</i>	<i>1,00,09,310</i>	<i>80,06,410</i>	<i>40,58,501</i>	<i>54,74,619</i>	<i>51,55,602</i>
" Burma	<i>38,625,036</i>	<i>19,538,381</i>	<i>22,719,088</i>	<i>19,959,191</i>	<i>16,338,964</i>	<i>3,91,85,020</i>	<i>1,94,52,600</i>	<i>2,06,72,766</i>	<i>2,25,09,544</i>	<i>1,90,06,528</i>
TOTAL	45,299,811	22,902,213	24,544,502	22,220,504	20,040,637	6,48,62,940	8,44,66,690	2,84,15,462	3,19,61,400	2,94,77,684

* Shown as "Tanganyika Territory" under the British Empire from 1921-22.
 * Shown as a Foreign country from 1923-24.

GENERAL EXPORTS

(684)

INDIAN MERCHANDISE

No. 14—continued

ARTICLES, AND COUNTRIES OF FINAL DESTINATION; ALSO SHARE OF EACH PROVINCE	QUANTITY					VALUE				
	1919-20	1920-21	1921-22	1922-23	1923-24	1919-20	1920-21	1921-22	1922-23	1923-24
Oilseeds—										
<i>Gaster cake (II. H)—</i>	Tons	Tons	Tons	Tons	Tons	R	R	R	R	R
United Kingdom	10	2,100
Ceylon	4,050	1,622	863	952	1,107	4,18,760	1,01,480	72,880	83,997	1,04,291
Mauritius and Dependencies	..	7	980
TOTAL BRITISH EMPIRE	4,050	1,639	863	952	1,107	4,18,760	1,04,560	72,880	83,997	1,04,291
TOTAL FOREIGN COUNTRIES	1	210	..	6
<i>Share of Bengal</i>	1	270
“ <i>Bombay</i>	822	112	..	142	56	37,970	76,160	..	15,210	8,980
“ <i>Madras</i>	3,228	1,521	863	810	1,051	3,30,790	1,79,400	72,880	68,787	95,317
TOTAL	4,050	1,639	864	952	1,107	4,18,760	1,94,560	73,090	83,997	1,04,297
Woolseeds (Punac) (II. H)—	Tons	Tons	Tons	Tons	Tons					
United Kingdom	3,020	3	4	100	692	3,62,580	310	1,000	15,004	81,071
Ceylon	16	3	10	..	63	2,061	312
Other British Possessions	5	723	..
TOTAL BRITISH EMPIRE	3,020	3	4	121	695	3,62,540	310	1,063	17,788	81,383
Germany	145	50	17,388	26,811	..
Belgium	50	..	3,106	765	845	11,990	..	5,32,172	84,130	81,889
France	701	71,670
Other Foreign Countries	1	6	312	1,050	36
TOTAL FOREIGN COUNTRIES	751	..	3,342	821	845	83,660	..	5,49,772	1,11,991	91,925
<i>Share of Bengal</i>	3,686	11	4,30,280	20	12	..	1,350
“ <i>Bombay</i>	50	..	41	6	..	11,990	..	9,088	950	72
“ <i>Sind</i>	21	3	2,754	312
“ <i>Madras</i>	9	..	3,305	915	1,526	710	30	5,41,735	1,26,075	1,71,574
“ <i>Burma</i>	26	3	3,150	260
TOTAL	3,771	3	3,346	942	1,540	4,46,200	310	5,50,835	1,29,779	1,73,308
Woolseeds (II. H)—	Tons	Tons	Tons	Tons	Tons					
United Kingdom	7,856	6,055	1,332	1,033	1,507	5,57,850	7,51,840	1,38,069	1,20,496	1,75,505
Germany	600	2,396	100	88,000	3,08,920	12,672
Denmark	360	43,210
Japan	300	1,699	597	28,000	1,39,420	67,960
Other Foreign Countries	..	6	840	5
TOTAL FOREIGN COUNTRIES	300	2,065	600	2,396	997	28,000	1,83,470	88,005	3,08,920	80,632
<i>Share of Bombay</i>	634	3,016	..	791	99	83,590	4,31,630	83	1,15,497	19,004
“ <i>Burma</i>	7,222	5,704	1,332	2,638	2,075	5,01,760	5,03,630	2,23,991	3,13,919	2,44,132
TOTAL	8,156	8,720	1,932	3,430	2,174	5,85,850	9,35,310	2,24,074	4,29,416	2,56,137

No. 14—continued

ARTICLES, AND COUNTRIES OF FINAL DESTINATION; ALSO SHARE OF EACH PROVINCE	QUANTITY					VALUE				
	1919-20	1920-21	1921-22	1922-23	1923-24	1919-20	1920-21	1921-22	1922-23	1923-24
	Tons	Tons	Tons	Tons	Tons	₹	₹	₹	₹	₹
Oleaceae—continued										
<i>Groundnut cake (II, II)</i>										
United Kingdom	52,218	31,715	42,814	46,777	42,568	71,02,730	32,76,700	47,64,145	48,18,238	38,66,477
Ceylon	24,228	9,041	9,205	13,437	13,938	28,94,800	11,91,130	9,07,460	14,75,685	16,22,650
Straits Settlements (including Labuan)	1,151	912	1,143	508	389	1,24,040	1,01,180	1,33,665	75,605	1,14,534
Hongkong	..	13	..	15	810	..	1,876	..
Other British Possessions	..	7	970
TOTAL BRITISH EMPIRE	77,597	42,588	53,222	60,827	57,395	1,01,22,560	45,70,700	58,65,270	63,70,804	56,03,670
Germany	1,098	2,461	5,707	..	20	1,44,892	2,72,376	7,01,268
Netherlands	109	2	61,042
Belgium	83	..	2	3,840	..	247
Italy	24	1	3,000	120	..
Java	2,090	2,396	300	700	1,500	2,19,510	1,66,780	30,420	80,199	1,81,610
China (exclusive of Hongkong and Macao)	20	1,632
Japan	..	2,700	952	371	564	20	2,77,760	1,19,435	44,193	68,567
United States of America— Pac. Atlantic Coast	10	19	1,200	2,636
Other Foreign Countries	10	1,950	20	15
TOTAL FOREIGN COUNTRIES	2,100	5,096	2,422	3,548	7,901	2,21,460	4,74,560	3,03,284	3,98,090	10,76,440
<i>Share of Rangoon</i>	869	160	2,459	2,116	795	1,16,450	14,360	2,31,354	2,34,110	36,811
“ <i>Bombay</i>	6,182	3,729	7,701	3,927	11,543	8,28,650	4,98,100	11,43,760	6,08,602	17,10,394
“ <i>Madras</i>	37,551	13,063	13,373	76,599	14,678	32,25,740	14,43,050	14,36,658	19,56,144	16,80,717
“ <i>Burma</i>	45,095	30,712	31,530	41,723	38,069	61,73,200	30,95,860	33,67,332	40,10,038	32,01,123
TOTAL	79,697	47,684	55,643	64,370	65,386	1,03,44,040	50,45,370	61,68,554	67,68,894	66,79,110
Linseed cake (II, II)										
United Kingdom	12,237	11,311	10,178	9,503	11,668	16,69,096	17,11,740	16,28,844	14,13,344	18,90,561
Ceylon	2	25	18	56	3	220	5,980	2,440	5,600	468
Straits Settlements (including Labuan)	10	7	1,640	1,35	30
Hongkong	200	50	51	28,190	10,500	8,595
Natal	10	6,000	..
Other British Possessions	1	1	100	150	..
TOTAL BRITISH EMPIRE	12,449	11,343	10,192	9,620	11,722	16,99,140	17,19,070	16,31,284	14,33,594	18,99,674

GENERAL EXPORTS

(686)

INDIAN MERCHANDISE

No. 14—continued

ARTICLES AND COUNTRIES OF FINAL DESTINATION; ALSO SHARE OF EACH PROVINCE	QUANTITY					VALUE				
	1919-20	1920-21	1921-22	1922-23	1923-24	1919-20	1920-21	1921-22	1922-23	1923-24
Oilseeds—continued										
<i>Linseed oil (II. H)—contd.</i>	Tons	Tons	Tons	Tons	Tons	Rs	Rs	Rs	Rs	Rs
Germany	2	100	330	13,086	..
Belgium	110	622	1,483	1,786	..	21,460	74,680	2,09,663	2,68,374
France	100	100	12,000	16,000	..
Italy	140	200	1	23,800	24,000	130	..
United States of America— Via Atlantic Coast	8	1,120	..
Other Foreign Countries	1	..	4	80	10	417
TOTAL FOREIGN COUNTRIES	1	250	928	1,692	1,786	80	45,330	1,11,427	2,40,899	2,68,374
<i>Share of Bengal</i>	<i>8,466</i>	<i>6,667</i>	<i>5,983</i>	<i>5,918</i>	<i>7,995</i>	<i>11,37,680</i>	<i>6,71,340</i>	<i>7,56,904</i>	<i>6,30,751</i>	<i>10,85,178</i>
<i> Bombay</i>	<i>3,984</i>	<i>6,032</i>	<i>5,137</i>	<i>5,394</i>	<i>7,513</i>	<i>6,61,540</i>	<i>10,93,050</i>	<i>8,86,507</i>	<i>8,43,742</i>	<i>10,22,870</i>
<i> Sind</i>	10
TOTAL	12,450	11,509	11,120	11,312	15,508	16,99,220	17,64,400	16,42,811	16,74,493	21,08,048
Rape and sesamum oil— (II. H)—	Tons	Tons	Tons	Tons	Tons					
United Kingdom	1,031	448	898	472	1,347	1,21,600	55,010	51,120	53,477	1,41,193
Ceylon	16,089	16,279	17,710	17,243	18,845	26,85,280	28,11,190	27,66,759	30,30,335	31,16,180
Straits Settlements (including Labuan)	100	191	80	..	2	10,970	20,810	3,950	..	346
Other British Possessions	119
TOTAL BRITISH EMPIRE	17,220	16,918	18,188	17,715	20,194	28,17,810	28,87,010	28,24,220	30,83,812	32,58,438
Germany	15	6	2,244	975
Perak	7	1,050	7
Java	681	62,870
Japan	15,440	7,805	20,648	44,281	65,519	18,20,030	7,43,360	20,45,404	40,10,788	69,51,379
Other Foreign Countries	8	969
TOTAL FOREIGN COUNTRIES	16,121	7,805	20,648	44,303	65,523	18,82,900	7,43,360	20,45,404	40,14,082	69,53,321
<i>Share of Bengal</i>	<i>16,037</i>	<i>8,516</i>	<i>21,535</i>	<i>45,409</i>	<i>66,213</i>	<i>19,38,270</i>	<i>9,06,070</i>	<i>21,66,916</i>	<i>41,68,132</i>	<i>61,41,965</i>
<i> Bombay</i>	<i>184</i>	..	<i>48</i>	<i>16</i>	<i>31</i>	<i>25,840</i>	..	<i>7,070</i>	<i>1,761</i>	<i>4,700</i>
<i> Sind</i>	<i>7</i>	<i>298</i>	<i>10</i>	<i>1,050</i>	<i>30,236</i>
<i> Madras</i>	<i>15,674</i>	<i>15,259</i>	<i>16,853</i>	<i>16,055</i>	<i>18,199</i>	<i>26,40,860</i>	<i>26,60,290</i>	<i>26,48,597</i>	<i>28,72,941</i>	<i>30,25,103</i>
<i> Burma</i>	<i>846</i>	<i>448</i>	<i>350</i>	<i>471</i>	<i>986</i>	<i>95,720</i>	<i>55,910</i>	<i>47,040</i>	<i>53,960</i>	<i>1,06,455</i>
TOTAL	33,341	24,223	38,786	62,018	85,727	47,00,710	30,31,270	48,60,632	70,97,894	93,11,759
Others (II. H)—	Tons	Tons	Tons	Tons	Tons					
United Kingdom	161	40	51	3,792	3,599	16,050	2,080	6,444	5,58,458	4,15,674
Ceylon	960	174	307	3,506	1,559	84,910	10,640	26,014	3,93,625	2,13,180
Straits Settlements (including Labuan)	505	842	667	674	905	54,760	70,290	73,142	74,397	98,085
Other British Possessions	40	4	12
TOTAL BRITISH EMPIRE	1,626	1,056	1,025	7,972	6,063	1,55,720	92,010	1,05,640	10,26,484	7,27,901
Germany	99	52	15	9,535	7,658
Sunatra	25	2,460	..
Japan	210	..	455	..	50	19,880	30	37,615
Other Foreign Countries	4	1	2	..	32	400	80	200	13	4,419
TOTAL FOREIGN COUNTRIES	4	1	212	124	539	400	130	20,095	12,028	43,692
<i>Share of Bengal</i>	<i>1,467</i>	<i>899</i>	<i>1,159</i>	<i>2,377</i>	<i>2,057</i>	<i>1,49,370</i>	<i>77,290</i>	<i>1,17,058</i>	<i>2,38,137</i>	<i>2,37,206</i>
<i> Bombay</i>	..	<i>91</i>	<i>68</i>	<i>5,493</i>	<i>3,777</i>	..	<i>6,260</i>	<i>6,514</i>	<i>7,51,121</i>	<i>1,44,056</i>
<i> Madras</i>	<i>160</i>	<i>67</i>	<i>36</i>	<i>326</i>	<i>663</i>	<i>6,450</i>	<i>8,590</i>	<i>2,148</i>	<i>39,211</i>	<i>35,360</i>
<i> Burma</i>	<i>3</i>	<i>100</i>	<i>300</i>	..	<i>15</i>	<i>43</i>	<i>10,371</i>
TOTAL	1,630	1,057	1,237	8,096	6,092	1,66,120	92,140	1,25,573	10,38,512	7,77,193

No. 14—continued

ARTICLES, AND COUNTRIES OF FINAL DESTINATION; ALSO SHARE OF EACH PROVINCE	QUANTITY					VALUE				
	1919-20	1920-21	1921-22	1922-23	1923-24	1919-20	1920-21	1921-22	1922-23	1923-24
Oilcakes—concluded										
Total Oilcakes—	Tons	Tons	Tons	Tons	Tons	Rs	Rs	Rs	Rs	Rs
United Kingdom	76,523	50,162	54,772	61,077	63,981	98,29,310	58,00,680	64,02,022	69,79,017	65,70,481
Ceylon	45,380	28,041	28,168	35,210	35,455	60,84,070	42,10,420	38,35,016	49,91,203	50,58,210
Straits Settlements (including Labuan)	1,767	1,952	1,840	1,272	1,708	1,92,310	1,93,030	2,10,157	1,50,002	2,12,195
Hongkong	200	13	..	65	51	28,100	810	..	11,870	8,595
Natal	10	4,000	..
Mauritius and Dependencies	..	14	1,950
Other British Possessions	1	6	140	877	131
TOTAL BRITISH EMPIRE	128,820	80,202	84,776	98,240	100,683	1,61,33,880	1,02,16,490	1,05,38,535	1,21,36,975	1,18,50,162
Denmark	..	360	43,210
Germany	1,841	5,121	5,805	..	20	2,50,825	6,33,872	7,82,578
Netherlands	198	15	61,042
Belgium	50	122	3,850	2,248	2,041	11,900	22,300	6,10,092	2,93,793	3,01,470
France	700	..	100	100	..	71,670	20	12,000	16,000	6
Italy	..	140	224	2	23,880	27,000	250	..
Persia	7	1,050	7
Sumatra	25	2,450	..
Java	2,774	2,397	802	700	1,500	2,82,780	1,05,800	20,680	80,100	1,91,010
China (exclusive of Hongkong and Macao)	30	1,632
Japan	15,741	11,704	21,814	44,652	97,105	18,48,130	11,60,500	21,85,126	40,55,011	62,25,577
United States of America— Via Atlantic Coast	18	51	5	2,320	7,105
Other Foreign Countries	10	..	1	6	..	1,950	10	237	1,050	..
TOTAL FOREIGN COUNTRIES	19,275	14,728	28,152	62,879	77,301	22,10,520	14,46,870	31,18,197	50,88,010	75,59,800
Share of Bengal	37,725	75,162	37,787	55,780	77,072	37,72,000	16,69,030	33,22,454	54,71,180	75,55,510
" Dombay	11,866	12,986	12,079	15,769	23,319	15,99,580	20,38,250	20,52,122	23,00,583	32,03,076
" Sind	28	801	..	10	10	3,804	30,543
" Madras	46,621	29,910	34,920	34,705	66,122	62,04,640	43,00,360	47,01,418	50,83,158	60,58,571
" Burma	58,493	36,867	33,862	44,887	41,230	67,74,130	36,65,660	36,80,422	43,77,060	35,62,147
TOTAL	148,005	94,925	112,928	151,110	178,044	1,83,50,400	1,16,63,360	1,36,56,732	1,72,22,985	1,94,09,862
Oil-cloth and Floor-cloth (III. V)—	Sq. yards	Sq. yards	Sq. yards	Sq. yards	Sq. yards					
TOTAL BRITISH EMPIRE	219	1,740	698	1,000
TOTAL FOREIGN COUNTRIES	240	240
Share of Bombay	240	195	1,740	240	600	1,000
" Madras	24	88	..
TOTAL	240	219	1,740	240	698	1,000
Opium (III. C)—	Chests= Cwts.	Chests= Cwts.	Chests= Cwts.	Chests= Cwts.	Chests= Cwts.					
Ceylon	80=88	50=75	40=60	2,85,030	2,01,600	1,60,000
Straits Settlements (including Labuan)	275=404	40=59	90=132	11,28,800	1,67,300	3,06,600
British Borneo	144=211	188=272	120=174	166=212	179=261	3,80,000	4,70,000	3,00,000	6,35,650	7,55,475
Hongkong	369=541	431=631	315=465	13,02,340	21,41,240	14,95,925
Mauritius and Dependencies	23=34	97,840
Zanzibar and Pemba	..	1=1	2,250	761
Phil Islands	1=1	4,300
TOTAL BRITISH EMPIRE	872=1,279	710=1,038	588=829	166=212	179=261	31,78,310	29,82,390	22,62,525	6,35,650	7,55,236

GENERAL EXPORTS

(688)

INDIAN MERCHANDISE

No. 14—continued

ARTICLES, AND COUNTRIES OF FINAL DESTINATION; ALSO SHARE OF EACH PROVINCE	QUANTITY					VALUE				
	1919-20	1920-21	1921-22	1922-23	1923-24	1919-20	1920-21	1921-22	1922-23	1923-24
Opium (III. C)—continued	Chests=cwts.	Chests=cwts.	Chests=cwts.	Chests=cwts.	Chests=Cwts.	R	R	R	R	R
Persia	20=29	65=85	383=478	396=495	..	74,170	3,15,000	18,73,600	18,71,068
Java	2,000=2,030	3,000=4,396	2,250=3,297	1,350=1,980	900=1,317	50,00,000	75,00,000	63,00,000	63,00,200	36,00,000
Sum	1,400=2,053	1,700=2,491	1,500=2,234	1,450=2,124	1,600=2,336	35,00,000	42,56,000	37,50,000	30,26,000	64,00,000
Indo-China (including Cochin-China, Cambodia, Annam, Tonkin and French leased territories in China)	995=1,459	1,230=1,823	1,600=2,340	2,075=3,043	2,710=4,117	38,00,410	51,93,530	73,04,276	95,80,958	1,24,40,100
Macao	250=366	..	570=835	245=360	..	12,90,550	..	20,19,800	11,24,068
Japan	980=1,445	750=1,101	100=146	100=146	100=146	40,63,600	39,64,470	5,17,175	4,53,175	4,70,025
United States of America—Vid Atlantic Coast	1=	3,304
TOTAL FOREIGN COUNTRIES	5,375=7,837	6,950=10,211	5,516=8,103	5,928=8,606	5,951=8,781	1,64,24,310	2,22,78,720	1,82,79,754	2,38,51,733	2,58,75,101
Share of Bengal	6,247=9,166	7,659=11,243	6,080=8,937	6,094=8,348	6,130=9,042	1,96,02,620	2,52,53,860	2,05,38,975	2,44,87,333	2,66,30,636
„ Bombay	1=1	1=	2,250	3,304	..	761
TOTAL	6,247=9,166	7,660=11,240	6,081=8,937	6,094=8,348	6,130=9,042	1,96,02,620	2,52,61,110	2,05,42,279	2,44,87,333	2,66,31,397
Paints and Painters' Materials—PAINTS AND COLOURS—Graphite (III. E)—	Cwts.	Cwts.	Cwts.	Cwts.	Cwts.					
United Kingdom	163	3	..	13,150	46	..
Other British Possessions	9	..	2	180	..	37	..
TOTAL BRITISH EMPIRE	163	9	..	5	..	13,150	180	..	82	..
TOTAL FOREIGN COUNTRIES	..	10	100
Share of Bengal	129	10	..	3	..	12,540	100	..	46	..
„ Bombay	2	37	..
„ Madras	9	180
„ Burma	34	610
TOTAL	163	19	..	5	..	13,150	280	..	82	..
Other sorts (III. E)—	Cwts.	Cwts.	Cwts.	Cwts.	Cwts.					
United Kingdom	47	1,116	2,762	8,058	..	1,550	4,080	29,860	5,02
Aden and Dependencies	97	38	80	60	126	7,290	8,610	23,018	19,410	28,30
Mesopotamia*	33	4	1,437	48	..
Maldives	41	17	19	1,250	300	204
Ceylon	22	63	100	217	230	2,510	2,000	3,612	8,272	9,23
Straits Settlements (including Labuan)	1,155	551	1,993	1,106	1,334	24,880	9,950	51,078	21,165	27,21
Federated Malay States	70	3,440
Hongkong	39	12	..	4,000	1,224	1
Natal	14	47	19	..	6	1,260	570	370	..	11
Kenya Colony	7	72	..	6	10	40	2,770	..	120	31
Other British Possessions	37	89	68	19	24	1,200	1,110	1,174	578	44
TOTAL BRITISH EMPIRE	1,482	914	3,424	4,182	7,801	45,870	26,050	80,768	80,077	1,25,31
Turkey, Asiatic—										
Red Sea	10	43	370	700
Persian Gulf	65	45	5,810	210
Maskat Territory and Trucial Oman	8	17	5	1	..	60	1,210	183	30	..
Java	531	769	150	256	20	4,000	6,160	1,137	1,858	2
Portuguese East Africa	6	..	4	1,300
German East Africa†	98	4,740
United States of America—										
Vid Atlantic Coast	110	..	203	500	..	2,3
„ Pacific „	400	2,000
Other Foreign Countries	22	4	10	2	27	1,800	150	1,040	87	7
TOTAL FOREIGN COUNTRIES	732	1,278	281	259	231	16,260	10,430	4,100	1,975	3,4
Share of Bengal	1,576	1,801	3,243	3,116	7,447	34,730	29,140	83,627	74,764	1,21,6
„ Bombay	305	224	217	1,075	153	20,780	5,790	6,013	5,171	3,0
„ Sind	14	68	8	2	1	270	390	133	3	..
„ Madras	280	99	237	248	463	2,370	1,160	1,750	2,714	4,6
„ Burma	39	4,000
TOTAL	2,214	2,102	3,705	4,441	8,004	62,150	36,480	10,928	82,632	1,28,7

* Included in Turkey, Asiatic prior to 1921-22.
† Shown as "Tanganyika Territory" under the British Empire from 1921-22.

No. 14—continued

CATEGORIES, AND COUNTRIES FINAL DESTINATION; LARGEST SHARE OF EACH PROVINCE	QUANTITY					VALUE				
	1919-20	1920-21	1921-22	1922-23	1923-24	1919-20	1920-21	1921-22	1922-23	1923-24
						R	R	R	R	R
Paints and Painters' Materials—continued										
Painters' Materials (III. B)—										
United Kingdom	—	—	—	—	—	37,720	49,280	156	18,188	32,048
Ceylon	—	—	—	—	—	130	1,360	10	564	156
Straits Settlements (including Labuan)	—	—	—	—	—	1,630	1,310
Egypt†	—	—	—	—	—	..	1,600	..	100	—
Natal	—	—	—	—	—	3,000	..
Other British Possessions	—	—	—	—	—	10	270	160	230	..
TOTAL BRITISH EMPIRE	—	—	—	—	—	38,080	52,410	326	23,612	33,509
Netherlands	—	—	—	—	—	1,12,000
Italy	—	—	—	—	—	96,000
China (exclusive of Hong-kong and Macao)	—	—	—	—	—	..	1,200	6,000
Other Foreign Countries	—	—	—	—	—	80	250	572	383	600
TOTAL FOREIGN COUNTRIES	—	—	—	—	—	80	1,450	6,572	383	2,07,660
Share of Bengal	—	—	—	—	—	..	1,670	672	2,028	2,760
" Bombay	—	—	—	—	—	37,660	60,830	6,316	11,318	6,663
" Sind	—	—	—	—	—	630	10,086	2,31,290
" Madras	—	—	—	—	—	10	1,360	10	564	1,266
" Burma	—	—	—	—	—	60
TOTAL	—	—	—	—	—	38,140	53,880	6,808	23,095	2,42,169
Total value of Paints and Painters' Materials	—	—	—	—	—	1,18,430	90,620	97,826	1,06,729	3,00,916
Printing paper and Pasteboard—per—										
Printing paper (III. M)—										
United Kingdom	74	2,742
Aden and Dependencies	22	40	1	31	..	780	1,420	46	1,008	..
Mesopotamia*	—	—	774	3	..	—	—	34,096	157	..
Ceylon	4,121	100	6	16	7	1,76,370	4,310	320	80	297
Other British Possessions	2	3	4	7	..	200	120	246	220	20
TOTAL BRITISH EMPIRE	4,145	143	857	57	7	1,77,350	5,850	37,450	2,310	317
Turkey, Asiatic—
Persian Gulf	214	—	—	—	..	6,000	—	—	—
Java	804	33,900
TOTAL FOREIGN COUNTRIES	..	1,018	39,900
Share of Bengal	4,091	106	1	11	..	1,72,070	4,630	46	568	..
" Bombay	22	251	800	30	..	780	7,400	37,038	1,732	..
" Madras	33	804	4	16	7	4,800	34,010	320	30	267
" Burma	2	46	20	30
TOTAL	4,145	1,161	857	57	7	1,77,350	45,840	37,450	2,310	317
Other kinds of paper (including paper manufactures) (III. M)—										
United Kingdom	8	6	17	..	10	715	245	2,069
Mesopotamia*	—	—	1,538	10	..	—	—	68,128	234	..
Ceylon	90	18	55	8	6	5,360	680	2,113	420	838
Straits Settlements (including Labuan)	26	9	1	7	7	3,560	1,150	25	370	757
Egypt†	20	..	16	..	—	1,800	..	945
Kenya Colony	5	12	2	2	2	750	1,260	150	402	240
Other British Possessions	10	13	23	11	5	810	890	1,878	980	550
TOTAL BRITISH EMPIRE	161	47	1,643	43	37	12,280	4,220	74,054	2,651	3,954
Turkey, Asiatic—
Persian Gulf	190	72	—	—	—	7,410	4,620	—	—	—
Persia	1	58	7	1	10	130	1,820	350	60
China (exclusive of Hong-kong and Macao)	1	..	1	10,000	..	30
United States of America— Via Atlantic Coast	10	4,373
Egypt†	3	600
Other Foreign Countries	5	142	19	10	3	530	1,213	922	270	141
TOTAL FOREIGN COUNTRIES	195	215	78	17	27	7,970	6,020	12,742	520	5,193

* Included in Turkey, Asiatic prior to 1921-22.
† Shown as a Foreign Country from 1923-24.

GENERAL EXPORTS

(690)

INDIAN MERCHANDISE

No. 14—continued

ARTICLES, AND COUNTRIES OF FINAL DESTINATION; ALSO SHARE OF EACH PROVINCE	QUANTITY					VALUE				
	1919-20	1920-21	1921-22	1922-23	1923-24	1919-20	1920-21	1921-22	1922-23	1923-24
Paper and Pasteboard— <i>continued—</i>						R	R	R	R	R
<i>Other kinds of paper (including paper manufactures) (III. M)—continued</i>	Cwts.	Cwts.	Cwts.	Cwts.	Cwts.					
Share of Bengal	39	145	17	8	16	3,900	1,290	11,110	370	2,490
" Bombay	204	101	1,630	41	22	3,490	7,300	72,153	2,211	4,310
" Sind	10	20	..	117
" Madras	91	18	68	7	6	4,700	650	3,396	270	388
" Burma	12	4	6	4	20	2,720	990	920	320	1,459
TOTAL	346	262	1,721	60	64	20,280	10,240	87,608	3,171	9,147
<i>Pasteboard, millboard and cardboard of all kinds (III. M)—</i>	Cwts.	Cwts.	Cwts.	Cwts.	Cwts.					
Straits Settlements (including Labuan)	11	1,676
Egypt*	30	1,375
Tasmania	20	1,137
Australian Commonwealth (Total)	20	1,137
Other British Possessions	1	..	65	4	..	10	..	910	174	..
TOTAL BRITISH EMPIRE	1	..	115	4	11	10	..	3,422	174	1,676
Sumatra	185	9,005
China (exclusive of Hongkong and Macão)	..	17	..	485	8	..	1,270	..	11,550	225
Other Foreign Countries	1	10
TOTAL FOREIGN COUNTRIES	..	17	186	485	8	..	1,270	9,075	11,550	225
Share of Bengal	17	236	487	15	..	1,270	11,687	11,674	1,300
" Bombay	1	..	62	10	..	910
" Sind	8
" Madras	1	80	..
" Burma	4	500
TOTAL	1	17	301	489	10	10	1,270	12,497	11,724	1,800
Total value of Paper and Pasteboard	—	—	—	—	—	1,97,590	57,350	1,37,643	17,205	11,264
Paper-making materials— <i>Bags (II. I)—</i>	Cwts.	Cwts.	Cwts.	Cwts.	Cwts.					
United Kingdom	46	..	88	204	..	270
Aden and Dependence	7	70
Total British Empire	46	..	95	204	..	340
Total Foreign Countries	212	450
Share of Bengal	46	204
" Bombay	307	790
TOTAL	46	..	307	204	..	790
<i>Other materials (II. I)—</i>	Cwts.	Cwts.	Cwts.	Cwts.	Cwts.					
United Kingdom	9	623	117	820	23,200	2,352
Other British Possessions	50
TOTAL BRITISH EMPIRE	9	623	117	820	23,250	2,352
Netherlands	100	1,250	..
Japan	7	170	1	..
Total Foreign Countries	7	100	..	170	1,251	..
Share of Bengal	623	117	23,250	2,352
" Burma	16	190	..	990	1,251	..
TOTAL	16	623	117	190	..	990	23,250	2,352	1,251	..
Total Paper-making materials—	Cwts.	Cwts.	Cwts.	Cwts.	Cwts.					
United Kingdom	9	623	163	..	83	820	23,200	2,556	..	2,0
Other British Possessions	7	..	50	70
TOTAL BRITISH EMPIRE	9	623	163	..	90	820	23,250	2,556	..	340
Netherlands	100	1,250	..
Japan	7	20	170	1	50
United States of America— Via Atlantic Coast	192	490
TOTAL FOREIGN COUNTRIES	7	190	212	170	1,251	450
Share of Bengal	623	163	23,250	2,556
" Bombay	307	790
" Burma	16	190	..	990	1,251	..
TOTAL	16	623	163	190	307	990	23,250	2,556	1,251	790

* Shown as a Foreign country from 1923-24.

No. 14—continued.

ARTICLES, AND COUNTRIES OF FINAL DESTINATION; ALSO SHARE OF EACH PROVINCE	QUANTITY					VALUE				
	1910-20	1920-21	1921-22	1922-23	1923-24	1910-20	1920-21	1921-22	1922-23	1923-24
Paraffin wax (III. V)—	Tons	Tons	Tons	Tons	Tons	R	R	R	R	R
United Kingdom	7,786	5,688	4,449	3,476	3,642	32,68,830	23,87,660	20,30,295	15,86,873	16,67,075
Ceylon	8	7	5	14	24	1,840	4,550	3,047	6,815	10,920
Straits Settlements (including Labuan)	224	85	402	320	450	1,04,300	38,900	1,84,580	1,36,985	1,90,357
Federated Malay States	5	..	23	2,275	..	10,465
Hongkong	800	1,147	1,070	3,35,190	4,05,510	4,54,589
Egypt*	1,095	100	110	80	—	5,00,190	45,500	50,050	87,000	—
Cape of Good Hope	285	776	1,105	1,400	1,765	1,39,070	3,30,980	5,02,375	6,77,950	8,03,075
Natal	105	215	489	315	..	47,770	97,825	2,22,040	1,41,325
Transvaal	482	370	25	1,09,760	1,07,250	10,500
Canada— Fid Atlantic Coast	5	10	2,280	4,550
Western Australia	110	115	135	430	100	50,050	52,330	61,425	93,275	45,500
South Australia (including Northern Territory)	215	181	150	185	143	97,820	84,630	68,250	84,175	65,065
Victoria	1,130	715	213	101	104	5,14,150	3,25,320	96,915	73,555	47,320
New South Wales	1,557	981	688	664	639	7,08,430	4,46,360	3,04,300	3,02,092	3,18,159
Queensland	85	58	25	147	30	88,670	24,110	12,740	66,885	13,050
Australian Commonwealth (Total)	3,097	2,050	1,194	1,687	1,076	14,09,130	9,32,750	6,63,030	6,19,682	4,89,694
New Zealand (including Nauru and Br. Samoa)	317	1,193	877	227	109	1,44,460	5,42,820	4,02,997	1,03,405	10,772
Other British Possessions	250
TOTAL BRITISH EMPIRE	13,194	10,293	9,162	8,839	8,589	57,09,370	44,48,730	41,52,520	34,87,128	38,00,072
Germany	20	450	60	116	..	9,100	2,01,750	27,300	60,550
Netherlands	150	50	220	294	695	68,250	25,760	1,00,100	1,52,424	3,16,225
Belgium	1,125	865	2,110	5,11,875	3,98,575	9,60,927
France	575	700	210	525	..	2,61,570	3,18,497	95,550	2,84,375
Spain	1,000	250	200	4,55,000	1,13,750	91,000
Italy	20	5,500	4,770	1,910	125	9,100	25,02,500	21,70,350	5,96,050	55,875
Austria	40	18,200
Persia	2	910	..
Siam	155	26	270	388	510	70,520	11,830	1,27,400	1,76,476	2,32,050
Indo-China (including Cochin-China, Cambodia, Annam, Tonkin and French leased territories in China)	35	45	814	248	240	15,700	22,060	3,70,824	1,58,091	1,09,200
Philippine Islands and Guam	610	30	85	240	30	2,77,690	14,220	15,025	1,09,200	13,650
China (exclusive of Hongkong and Macao)	1,875	985	1,820	4,717	4,701	8,53,130	4,48,170	8,28,100	21,46,878	21,38,508
Japan	8,233	5,073	6,305	7,684	5,100	37,46,330	25,81,550	28,46,025	34,78,860	23,81,450
Egypt*	177	80,465
Portuguese East Africa	560	95	762	960	..	2,54,800	43,325	3,46,085	4,09,507
United States of America— Fid Atlantic Coast	1,540	1,133	875	1,450	904	7,00,700	5,15,120	3,98,125	6,59,750	4,11,547
Argentine Republic (including the Atlantic Coast of Patagonia)	25	17,500
Chile (including the Pacific Coast of Patagonia)	415	150	2,32,920	68,250
Mexico	197	..	500	89,650	..	2,27,521
TOTAL FOREIGN COUNTRIES	13,255	14,747	18,979	18,530	18,552	60,81,490	67,11,930	86,17,727	84,48,899	79,63,419
Share of Bengal	1,108	891	356	1,301	1,415	4,40,740	1,99,370	3,56,860	5,41,464	5,81,555
Bombay	1	4	1	1	..	900	2,730	1,850	900	..
Madras	30
Assam	25,340	24,085	27,284	26,067	23,726	1,14,09,690	1,09,61,560	1,24,12,157	1,17,73,073	1,08,27,548
TOTAL	26,440	24,980	28,141	27,360	25,141	1,18,51,360	1,11,60,860	1,27,70,217	1,23,36,027	1,14,14,401
Perfumery (not being de-fumed spirits)— Wax (III. V)—	Ounces	Ounces	Ounces	Ounces	Ounces					
TOTAL BRITISH EMPIRE	2	..	1	..	89	140	..	60	..	5,100
TOTAL FOREIGN COUNTRIES	..	9	32	..	16	..	150	1,200	..	210
Share of Bengal	1	..	105	30	..	60	..	3,370
Bombay	32	1,200
Madras	2	9	120	160
TOTAL	2	9	33	..	105	140	150	1,260	..	5,770
Other sorts (III. V)—										
United Kingdom	1,880	4,400	791	565	1,310
Aden and Dependencies	11,870	14,360	2,0510	15,152	16,090
Mesopotamia	12,383	4,105	810
Bahrain Islands	2,800	1,370	..	15	1,450

* Shown as a Foreign country from 1923-24.

† Included in Turkey, Asiatic prior to 1921-22.

GENERAL EXPORTS

(692)

INDIAN MERCHANDISE

No. 14—continued

ARTICLES, AND COUNTRIES OF FINAL DESTINATION; ALSO SHARE OF EACH PROVINCE	QUANTITY					VALUE				
	1919-20	1920-21	1921-22	1922-23	1923-24	1919-20	1920-21	1921-22	1922-23	1923-24
Perfumery (not being per- fumed spirits)—continued <i>Other sorts (Ill. V)</i> —continued						R	R	R	R	R
Maldives	—	—	—	—	—	2,420	180	145	1,776	824
Ceylon	—	—	—	—	—	20,960	18,130	27,838	25,625	18,216
Straits Settlements (including Labuan)	—	—	—	—	—	19,050	39,760	49,100	32,789	47,093
Federated Malay States	—	—	—	—	—	..	780	421	567	1,118
Hongkong	—	—	—	—	—	7,280	410	1,274	1,800	1,116
Egypt†	—	—	—	—	—	11,700	1,690	1,230	381	—
Cape of Good Hope	—	—	—	—	—	1,800	1,050	2,350
Natal	—	—	—	—	—	6,420	3,860	7,340	6,354	5,285
Zanzibar and Pemba	—	—	—	—	—	4,030	4,130	2,820	1,825	5,570
Kenya Colony	—	—	—	—	—	4,470	2,180	1,732	1,610	2,095
Anglo-Egyptian Sudan	—	—	—	—	—	—	—	1,680	845	480
Mauritius and Dependencies	—	—	—	—	—	3,810	4,090	7,859	7,758	7,197
British Guiana	—	—	—	—	—	220	380	1,274	91	492
Fiji Islands	—	—	—	—	—	250	510	542	1,758	110
Other British Possessions	—	—	—	—	—	640	680	1,640	1,336	2,941
TOTAL BRITISH EMPIRE	—	—	—	—	—	99,000	97,040	1,49,424	1,05,500	1,15,147
Germany	—	—	—	—	—	1,400	..
France	—	—	—	—	—	1,260	10,020	680	..	50
Austria	—	—	—	—	—	1,560
Hungary	—	—	—	—	—
Turkey, Asiatic	—	—	—	—	—
Levant and Black Sea	—	—	—	—	—	200	180
Red Sea	—	—	—	—	—	1,290	170
Persian Gulf	—	—	—	—	—	12,670	7,870
Mascat Territory and Trucial Oman	—	—	—	—	—	750	2,450	1,855	1,140	2,093
Other Native States in Arabia	—	—	—	—	—	100	80	1,150	2,106	1,928
Peru	—	—	—	—	—	6,320	4,640	5,538	5,816	3,057
Java	—	—	—	—	—	2,080	80	4,000	18,943	760
Siang	—	—	—	—	—	3,960	6,920	575	9,057	3,495
Japan	—	—	—	—	—	70	3,300	154	..	1
Tunis	—	—	—	—	—	1,600	..
Portuguese East Africa	—	—	—	—	—	6,750	3,760	2,920	4,565	3,445
Italian East Africa (Soma- liland and Eritrea)	—	—	—	—	—	..	300	195	157	3,005
French Somaliland	—	—	—	—	—	1,350	60	80
United States of America— Via Atlantic Coast	—	—	—	—	—	11,570	970	..	3,166	399
" Pacific "	—	—	—	—	—	1,020	..	100	..	310
Dutch Guiana	—	—	—	—	—	220	70	400	1,000	200
Other Foreign Countries	—	—	—	—	—	2,330	1,440	535	916	2,125
TOTAL FOREIGN COUNTRIES	—	—	—	—	—	54,870	42,240	18,127	44,866	20,967
Share of Bengal	—	—	—	—	—	37,320	61,380	62,278	58,971	42,611
" Bombay	—	—	—	—	—	98,130	69,610	98,197	68,566	68,556
" Sind	—	—	—	—	—	850	10	1,225	521	23
" Madras	—	—	—	—	—	17,070	18,380	20,851	22,428	24,803
" Burma	—	—	—	—	—	191
TOTAL	—	—	—	—	—	1,58,370	1,39,280	1,67,551	1,50,366	1,36,114
Total value of Perfumery .	—	—	—	—	—	1,58,510	1,39,430	1,68,811	1,50,300	1,41,084
Plants, living (including Bulbs) (II. 3.)—	—	—	—	—	—	—	—	—	—	—
United Kingdom	—	—	—	—	—	12,010	2,170	5,940	7,394	8,809
Straits Settlements (including Labuan)	—	—	—	—	—	2,240	540	2,490	119	672
Victoria	—	—	—	—	—	5
New South Wales	—	—	—	—	—	..	360	400	..	2,500
Queensland	—	—	—	—	—	..	100	812	..	120
Australian Commonwealth (Total)	—	—	—	—	—	..	460	712	..	2,625
Other British Possessions	—	—	—	—	—	1,560	630	2,411	1,089	1,233
TOTAL BRITISH EMPIRE	—	—	—	—	—	15,810	3,790	11,552	8,602	8,339

† Shown as a Foreign country from 1921-24.

No. 14—continued

ARTICLES, AND COUNTRIES OF FINAL DESTINATION; ALSO SHARE OF EACH PROVINCE	QUANTITY					VALUE				
	1919-20	1920-21	1921-22	1922-23	1923-24	1919-20	1920-21	1921-22	1922-23	1923-24
Plants living (including Bulbs) (II. S.)—continued						R	R	R	R	R
Germany	—	—	—	—	—	—	—	—	0,000	2,970
Belgium	—	—	—	—	—	—	—	3,028	331	260
France	—	—	—	—	—	—	—	—	2,823	120
Turkey, Asiatic	—	—	—	—	—	—	—	—	—	—
Persian Gulf	—	—	—	—	—	10	3,400	—	—	—
Persia	—	—	—	—	—	120	60	—	1,250	155
Japan	—	—	—	—	—	1,400	—	675	520	25
Portuguese East Africa	—	—	—	—	—	5,600	—	—	1,000	285
Other Foreign Countries	—	—	—	—	—	70	1,730	250	825	1,315
TOTAL FOREIGN COUNTRIES	—	—	—	—	—	4,150	6,190	8,953	12,749	5,030
Share of Bengal	—	—	—	—	—	4,310	1,420	2,334	3,909	3,958
" Bombay	—	—	—	—	—	150	410	1,197	4,175	2,460
" Sind	—	—	—	—	—	250	4,750	750	4,250	3,985
" Madras	—	—	—	—	—	950	700	1,075	707	663
" Burma	—	—	—	—	—	4,290	2,330	9,650	8,310	2,306
TOTAL	—	—	—	—	—	19,260	5,980	15,508	21,351	13,369
Precious stones and pearls, unset (II. B.)—										
United Kingdom	—	—	—	—	—	2,650	700	830	4,175	12,800
Hongkong	—	—	—	—	—	2,600	11,940	1,800	8,550	3,000
Egypt†	—	—	—	—	—	4,300	—	—	600	—
Other British Possessions	—	—	—	—	—	—	680	—	565	18
TOTAL BRITISH EMPIRE	—	—	—	—	—	9,550	13,270	2,430	13,800	16,818
Germany	—	—	—	—	—	—	70	5,200	3,440	—
Netherlands	—	—	—	—	—	2,000	4,600	—	—	—
Belgium	—	—	—	—	—	3,150	—	—	—	—
France	—	—	—	—	—	95,770	36,320	6,570	19,687	2,465
Switzerland	—	—	—	—	—	26,800	1,000	—	—	—
Italy	—	—	—	—	—	—	16,870	—	—	—
Turkey, Asiatic	—	—	—	—	—	—	—	—	—	—
Red Sea	—	—	—	—	—	1,700	3,500	—	—	—
Persian Gulf	—	—	—	—	—	10,020	—	—	—	—
China (exclusive of Hong- kong and Macao)	—	—	—	—	—	3,810	1,500	6,000	5,300	6,320
United States of America— Via Atlantic Coast	—	—	—	—	—	—	—	3,150	8,000	19,20,000
Other Foreign Countries	—	—	—	—	—	—	—	110	—	500
TOTAL FOREIGN COUNTRIES	—	—	—	—	—	1,48,250	64,460	21,030	31,427	19,20,285
Share of Bengal	—	—	—	—	—	2,350	2,000	750	18,000	—
" Bombay	—	—	—	—	—	1,34,460	44,310	14,510	27,317	19,38,330
" Sind	—	—	—	—	—	—	—	—	—	4,300
" Madras	—	—	—	—	—	19,100	22,310	—	—	2,453
" Burma	—	—	—	—	—	2,000	9,210	3,200	—	—
TOTAL	—	—	—	—	—	1,67,800	77,750	23,460	46,317	19,45,103
Printing and Lithographing materials (III V.)—(excluding paper)										
United Kingdom	—	—	—	—	—	—	5,000	520	3,410	525
Mesopotamia	—	—	—	—	—	—	—	3,610	—	—
Ceylon	—	—	—	—	—	3,840	4,350	8,379	13,403	4,035
Straits Settlements (includ- ing Labuan)	—	—	—	—	—	1,310	1,470	2,340	625	240
Federated Malay States	—	—	—	—	—	—	800	—	390	4,475
Kenya Colony	—	—	—	—	—	3,000	—	—	400	—
Other British Possessions	—	—	—	—	—	—	350	2,247	1,431	—
TOTAL BRITISH EMPIRE	—	—	—	—	—	8,150	12,560	17,096	19,659	9,275
Norway	—	—	—	—	—	—	—	—	—	1,351
Japan	—	—	—	—	—	1,650	—	800	600	—
Other Foreign countries	—	—	—	—	—	100	1,100	312	700	600
TOTAL FOREIGN COUNTRIES	—	—	—	—	—	1,750	1,100	612	1,300	1,951
Share of Bengal	—	—	—	—	—	2,640	5,970	8,683	9,140	5,346
" Bombay	—	—	—	—	—	3,100	760	5,197	4,236	—
" Madras	—	—	—	—	—	3,950	6,930	3,323	7,583	5,358
" Burma	—	—	—	—	—	—	—	—	—	25
TOTAL	—	—	—	—	—	9,900	13,660	17,708	20,959	11,226

* Included in Turkey, Asiatic prior to 1921-22.
† Shown as a Foreign country from 1921-22.

GENERAL EXPORTS

(694)

INDIAN MERCHANDISE

No 14—continued

ARTICLES, AND COUNTRIES OF FINAL DESTINATION; ALSO SHARE OF EACH PROVINCE	QUANTITY					VALUE				
	1919-20	1920-21	1921-22	1922-23	1923-24	1919-20	1920-21	1921-22	1922-23	1923-24
Provisions and Oilman's stores—										
<i>Stiche-de-mer (I. E.)—</i>	Lbs.	Lbs.	Lbs.	Lbs.	Lbs.					
Straits Settlements (including Labuan)	28,507	15,308	10,845	13,622	3,784	10,160	5,510	6,895	8,406	989
Hongkong	10,730	4,960	4,640	3,100
TOTAL BRITISH EMPIRE	39,237	20,268	10,845	13,622	3,784	14,800	8,610	6,895	8,406	989
TOTAL FOREIGN COUNTRIES	2,156	2,240	1,600	660	1,000	775
Share of Madras	28,507	8,316	..	3,283	..	10,160	2,160	..	2,600	..
" Burma	12,886	14,792	10,845	10,339	5,284	6,300	7,460	6,895	5,806	1,764
TOTAL	41,393	22,508	10,845	13,622	5,284	15,460	9,610	6,895	8,406	1,764
Butter (I. E.)—	Cwts.	Cwts.	Cwts.	Cwts.	Cwts.					
United Kingdom	738	28	68	39	14	92,610	3,360	7,759	5,645	1,606
Palestine	—	—	31	—	—	4,625
Aden and Dependences	242	296	301	499	285	32,510	48,770	43,609	66,403	38,808
Mesopotamia*	—	—	736	401	514	—	—	99,750	54,306	66,526
Ceylon	1,394	1,100	1,489	1,537	1,542	1,74,060	1,75,800	2,06,705	2,05,036	2,22,302
Straits Settlements (including Labuan)	421	83	284	335	305	52,670	12,340	37,094	36,959	38,544
Federated Malay States	29	36	4,500	4,470
Hongkong	132	215	508	124	317	17,760	26,600	68,884	16,367	38,991
Egypt †	417	164	23	7	—	55,400	29,310	3,650	940	—
Natal	29	104	4,025	13,819
Zanzibar and Pemba	232	116	190	217	151	29,340	15,850	26,230	17,352	19,205
Kenya Colony	366	75	100	11	1	45,600	11,150	13,104	11,700	100
Tanganyika Territory	—	—	319	475	226	—	—	39,260	37,115	31,928
Anglo-Egyptian Sudan	—	—	177	182	191	—	—	28,500	28,600	26,464
Mauritius and Dependences	..	13	..	31	1,500	..	3,100	..
Seychelles	18	11	25	24	29	3,050	1,870	3,150	17,900	4,040
Other British Possessions	4	..	1	0	..	600	..	250	900	..
TOTAL BRITISH EMPIRE	3,904	2,096	4,242	3,946	3,715	5,03,400	3,18,550	5,82,630	5,11,188	5,06,603
Germany	6	1,080
France	216	2	2	..	1	28,370	280	275	..	70
Turkey, Asiatic
Levant and Black Sea	31	3,500
Red Sea	..	2	300
Persian Gulf	192	471	28,260	67,110
Syria	30	4,110
Native States in Arabia, other than Muskat Territory and Trucial Oman	14	1	5	5	..	1,820	120	850	600	..
Persia	78	130	155	208	269	11,050	19,450	23,091	28,270	37,557
Java	11	18	1	1	1	1,480	2,040	182	125	120
Siam	52	26	18	9	24	6,490	3,630	2,500	1,250	3,975
China (exclusive of Hongkong and Macao)	5	230	361	50	141	550	29,990	49,173	6,640	17,655
Japan	2	47	200	6,063
Belgian Congo	9	9	1,600	1,225	..
Portuguese East Africa	43	6	45	33	9	5,670	770	5,534	4,125	1,000
German East Africa †	83	121	9,970	15,640
Italian East Africa (Somaliland and Eritrea)	16	..	9	9	..	2,000	..	1,500	1,500	..
Other Foreign Countries	13	7	5	6	5	1,650	1,090	611	875	600
TOTAL FOREIGN COUNTRIES	764	1,014	640	330	503	1,00,810	1,40,420	89,426	44,819	68,120
Share of Bengal	3	8	7	4	4	170	1,030	795	360	710
" Bombay	192	3,073	4,843	4,266	4,213	6,01,320	4,54,440	6,66,706	5,55,256	5,73,995
" Sind	24	18	29	6	..	2,620	2,300	4,201	318	..
" Madras	1	5	3	90	890	364	73	15
" Burma	..	1	1	10	310	72
TOTAL	4,718	2,110	4,882	4,276	4,218	6,04,210	4,58,970	6,72,056	5,56,007	5,74,723

* Included in Turkey, Asiatic prior to 1921-22.
 † Shown as "Tanganyika Territory" under the British Empire from 1921-22.

ARTICLES, AND COUNTRIES OF FINAL DESTINATION; ALSO SHARE OF EACH PROVINCE	QUANTITY					VALUE				
	1919-20	1920-21	1921-22	1922-23	1923-24	1919-20	1920-21	1921-22	1922-23	1923-24
						R	R	R	R	R
Provisions and Oilman's stores—continued										
<i>Cheese (L. E.)—</i>	<i>Cwts.</i>	<i>Cwts.</i>	<i>Cwts.</i>	<i>Cwts.</i>	<i>Cwts.</i>					
Mesopotamia*	—	—	18	1	..	—	—	2,525	50	..
Straits Settlements (including Labuan)	15	14	28	30	49	1,320	1,850	4,170	4,265	6,890
Other British Possessions	4	3	4	7	1	370	500	380	1,055	235
TOTAL BRITISH EMPIRE	17	17	50	38	44	1,690	2,350	7,075	5,370	6,634
Turkey, Asiatic	..	9	1,500
China (exclusive of Hongkong and Macao)	5	12	5	10	3	550	1,650	860	1,068	860
Other Foreign Countries	5	1	1	860	80	115	101	120
TOTAL FOREIGN COUNTRIES	10	21	6	11	4	900	2,230	975	1,169	980
<i>Share of Bengal</i>	<i>27</i>	<i>28</i>	<i>47</i>	<i>49</i>	<i>48</i>	<i>2,540</i>	<i>3,230</i>	<i>5,425</i>	<i>5,489</i>	<i>7,559</i>
" Bombay	..	9	13	1	..	30	1,300	2,225	59	55
" Burma	..	1	20	150
TOTAL	27	38	65	49	48	2,590	5,580	8,050	6,539	7,614
<i>Oil (L. E.)—</i>	<i>Cwts.</i>	<i>Cwts.</i>	<i>Cwts.</i>	<i>Cwts.</i>	<i>Cwts.</i>					
United Kingdom	209	329	387	603	1,113	23,960	35,810	1,14,340	71,725	1,11,439
Gibraltar	9	1,120
Aden and Dependencies	606	539	644	369	268	83,520	73,150	72,157	36,395	37,767
Mesopotamia*	—	—	9,489	361	104	—	—	6,99,427	35,794	9,810
Bahrain Islands	27	606	322	6	1	1,970	58,140	82,230	222	75
Maldives	26	37	24	55	78	2,320	4,680	2,654	5,380	8,380
Ceylon	3,377	3,830	4,292	4,874	5,080	3,02,670	3,46,810	3,78,777	4,21,424	4,51,662
Straits Settlements (including Labuan)	10,421	9,114	18,001	14,121	14,663	11,71,000	10,70,240	14,50,105	16,21,543	15,70,241
Federated Malay States	237	233	228	164	373	29,690	24,710	24,746	19,988	39,706
Hongkong	2,253	2,022	1,791	2,121	2,137	2,53,540	2,55,450	1,80,444	2,39,852	2,46,682
Egypt†	1,100	85	25	15	—	1,52,870	9,470	3,320	2,300	..
Cape of Good Hope	2	..	32	13	137	340	..	3,400	2,230	16,211
Natal	854	442	790	396	1,554	96,610	58,150	81,980	41,427	1,71,083
Zanzibar and Pemba	314	171	118	87	215	45,330	24,020	15,049	13,865	34,037
Kenya Colony	307	9	52	32	42	39,520	900	5,510	2,715	4,852
Tanganyika Territory	—	—	..	7	18	—	—	..	300	3,000
Anglo-Egyptian Sudan	—	—	42	31	15	—	—	4,590	3,940	2,180
Mauritius and Dependencies	2,166	2,379	3,274	4,042	3,539	2,78,500	2,97,950	3,50,918	4,82,262	4,16,643
Seychelles	15	7	21	17	27	1,710	1,280	1,933	2,270	3,165
British West India Islands	..	312	707	701	516	..	42,450	77,926	84,978	56,566
British Guiana	503	535	145	422	396	67,530	61,140	15,427	45,370	1,07,803
New South Wales	21	..	120	9	..	2,760	..	12,285	1,350	..
<i>Australian Commonwealth (Total)</i>	<i>21</i>	<i>..</i>	<i>120</i>	<i>9</i>	<i>..</i>	<i>2,760</i>	<i>..</i>	<i>12,285</i>	<i>1,350</i>	<i>..</i>
Fiji Islands	691	375	1,215	1,270	137	66,970	45,740	1,17,417	1,24,404	13,779
Other British Possessions	15
TOTAL BRITISH EMPIRE	23,347	21,575	38,708	29,781	30,993	26,22,400	24,60,050	36,95,141	31,56,748	38,01,541
France	5	2	3	11	5	530	390	245	1,152	485
Turkey, European	..	25	4,230
Turkey, Asiatic
Red Sea	1	7	—	—	—	180	510	—	—	—
Persian Gulf	6,648	24,479	—	—	—	5,47,700	19,69,280	—	—	—
Nasrat Territory and Trucial Oman	466	1,235	3,326	1,405	223	50,340	1,17,370	2,95,419	1,37,910	19,270
Other Native States in Arabia	8	656	340	12	..	690	63,030	32,995	1,250	..
Persia	1,130	2,122	2,004	37	16	1,26,310	1,81,570	1,99,909	3,675	1,980
Sumatra	8	10	35	2	..	656	1,080	3,425	916	..
Java	523	629	649	473	516	56,320	77,790	68,782	52,779	60,352
Stam	554	651	1,106	815	473	66,480	81,590	1,26,904	94,759	55,334
Indo-China (including Cochinchina, Cambodia, Annam, Tonkin and French leased territories in China)	210	282	335	330	287	22,540	27,900	37,300	36,830	32,540
Philippine Islands and Guam	55	14	26	38	3	7,750	2,050	3,700	4,340	395

* Included in Turkey, Asiatic prior to 1921-22.

† Shown as a Foreign country from 1923-24.

GENERAL EXPORTS

INDIAN MERCHANDISE

(696)

No. 14—continued

ARTICLES, AND COUNTRIES OF FINAL DESTINATION; ALSO SHARE OF EACH PROVINCE	QUANTITY					VALUE				
	1910-20	1920-21	1921-22	1922-23	1923-24	1910-20	1920-21	1921-22	1922-23	1923-24
Provisions and Ollman's stores—continued										
<i>Ghi (I. E.)—continued</i>										
China (exclusive of Hongkong and Macao)	Cwts. 624	Cwts. 664	Cwts. 973	Cwts. 918	Cwts. 801	₹ 79,060	₹ 86,820	₹ 95,356	₹ 1,12,588	₹ 88,841
Japan	72	90	79	85	65	9,410	14,120	9,208	9,780	7,646
Egypt †	—	—	—	—	20	—	—	—	—	2,690
Portuguese East Africa	552	244	375	268	275	79,230	79,410	82,198	38,940	33,204
Madagascar	40	8	22	1,200	1,580	2,476
Beunlon	88	35	13	36	42	15,590	5,900	1,372	4,585	6,048
German East Africa †	111	38	—	—	—	15,110	6,560	—	—	—
Italian East Africa (Somaliland and Eritrea)	24	80	..	20	24	8,160	8,730	..	1,850	2,770
Dutch Gulana	3	20	4	320	2,268	488
Other Foreign Countries	10	1	..	5	4	610	100	..	626	529
TOTAL FOREIGN COUNTRIES	11,141	31,231	9,366	4,560	2,785	10,84,670	25,76,610	9,06,864	4,98,578	3,15,557
<i>Share of Bengal</i>	<i>14,800</i>	<i>13,573</i>	<i>20,382</i>	<i>20,636</i>	<i>20,912</i>	<i>16,99,660</i>	<i>17,05,810</i>	<i>21,28,204</i>	<i>23,35,239</i>	<i>23,37,133</i>
" <i>Bombay</i>	<i>6,253</i>	<i>17,192</i>	<i>14,609</i>	<i>4,213</i>	<i>4,810</i>	<i>7,53,670</i>	<i>14,52,320</i>	<i>13,00,955</i>	<i>4,65,780</i>	<i>5,00,122</i>
" <i>Sind</i>	<i>6,720</i>	<i>15,281</i>	<i>6,111</i>	<i>1,647</i>	<i>240</i>	<i>5,99,420</i>	<i>12,38,300</i>	<i>5,32,127</i>	<i>1,42,389</i>	<i>21,026</i>
" <i>Madras</i>	<i>6,684</i>	<i>6,726</i>	<i>6,680</i>	<i>7,379</i>	<i>8,662</i>	<i>6,47,680</i>	<i>6,34,310</i>	<i>6,02,923</i>	<i>6,66,260</i>	<i>7,37,952</i>
" <i>Burma</i>	<i>61</i>	<i>34</i>	<i>282</i>	<i>666</i>	<i>354</i>	<i>6,300</i>	<i>4,920</i>	<i>36,796</i>	<i>45,653</i>	<i>20,865</i>
TOTAL	34,508	52,006	48,034	34,341	38,778	37,07,070	50,35,060	46,02,005	36,55,321	36,17,093
<i>Lord (I. K.)—</i>	<i>Cwts.</i>	<i>Cwts.</i>	<i>Cwts.</i>	<i>Cwts.</i>	<i>Cwts.</i>					
Natal	..	48	2,700
Mauritius and Dependencies	486	176	30,240	11,500
Other British Possessions	8	2	10	150	80	750
TOTAL BRITISH EMPIRE	499	221	10	30,390	14,200	750
Siam	95	54	2	4,220	8,870	75
<i>Share of Bengal</i>	<i>150</i>	<i>219</i>	<i>10</i>	<i>..</i>	<i>..</i>	<i>6,760</i>	<i>14,200</i>	<i>750</i>	<i>..</i>	<i>..</i>
" <i>Burma</i>	<i>434</i>	<i>60</i>	<i>2</i>	<i>..</i>	<i>..</i>	<i>37,860</i>	<i>3,950</i>	<i>75</i>	<i>..</i>	<i>..</i>
TOTAL	534	279	12	34,610	18,150	825
<i>Articles, Ollman's and Condiments (I. E.)—</i>	<i>Cwts.</i>	<i>Cwts.</i>	<i>Cwts.</i>	<i>Cwts.</i>	<i>Cwts.</i>					
United Kingdom	17,202	14,419	12,303	14,724	16,048	4,82,090	5,57,830	5,20,345	6,34,917	6,31,884
Aden and Dependencies	110	82	49	64	83	5,100	4,640	2,830	2,278	4,147
Mesopotamia*	—	—	1,106	1,422	795	—	—	31,608	33,685	22,678
Bahrain Islands	1	..	14	22	17	70	..	765	1,030	700
Ceylon	474	397	515	429	442	20,230	15,460	20,949	18,320	19,539
Straits Settlements (including Labuan)	569	911	948	653	670	31,810	53,740	56,850	34,682	36,408
Federated Malay States	4	36	30	64	27	160	2,330	2,045	4,775	1,990
Hongkong	588	640	570	483	402	24,350	34,990	43,084	33,600	26,407
Egypt †	12	34	52	9	—	610	1,830	1,975	480	—
Cape of Good Hope	4	17	32	198	1,090	2,790
Natal	46	6	15	322	241	2,190	270	1,498	30,974	21,769
Transvaal	12	1,250	..
Zanzibar and Pemba	18	5	27	20	27	530	50	872	1,445	1,222
Kenya Colony	214	245	180	193	306	10,690	9,880	8,549	8,317	11,829
Tanganyika Territory	—	—	26	20	22	—	—	1,190	1,420	1,220
Canada—										
Vid Atlantic Coast	..	50	2,220
" Pacific "	..	228	189	63	216	10	17,100	13,317	4,972	11,717
Western Australia	162	120	269	251	291	7,310	7,600	16,782	16,782	20,952
South Australia (including Northern Territory)	20	55	172	170	103	1,170	3,220	12,338	12,255	6,413
Victoria	324	393	595	890	1,003	20,170	19,240	34,966	52,297	45,548
New South Wales	155	290	767	563	502	9,340	18,480	58,484	38,410	35,826
Queensland	32	160	493	592	565	1,800	10,510	33,261	46,439	41,850
Australian Commonwealth (Total)	693	898	2,286	2,456	2,470	39,690	62,350	1,52,891	1,66,192	1,49,539
New Zealand (including Nauru and Br. Samoa)	203	429	130	58	201	10,710	18,480	7,768	3,852	12,302
Fiji Islands	..	10	14	..	5	..	1,010	858	..	325
Other British Possessions	38	28	9	27	19	990	1,110	605	801	1,025
TOTAL BRITISH EMPIRE	20,166	18,352	18,452	21,088	21,029	6,39,230	7,79,810	8,67,620	9,84,098	9,57,541

* Included in Turkey, Asiatic prior to 1921-22.
 † Shown as "Tanganyika Territory" under the British Empire from 1921-22.
 ‡ Shown as a Foreign country from 1923-24.

No. 14—continued

ARTICLES, AND COUNTRIES OF FINAL DESTINATION; ALSO SHARE OF EACH PROVINCE	QUANTITY					VALUE				
	1919-20	1920-21	1921-22	1922-23	1923-24	1919-20	1920-21	1921-22	1922-23	1923-24
						₹	₹	₹	₹	₹
Provisions and Oilman's stores—continued										
<i>Pickles, chutnies, and condiments (I. E.)— continued</i>	Cwts.	Cwts.	Cwts.	Cwts.	Cwts.					
Germany	2	8	82	14	..	60	216	5,106	925
Netherlands	17	21	22	34	10	800	1,060	1,100	2,040	610
France	1	2	8	45	5	90	150	461	2,227	548
Italy	1	..	2	13	..	80	..	91	1,025
Turkey, Asiatic Red Sea	38	46	2,400	2,170
Persian Gulf	1,738	1,384	30,780	28,060
Mascat Territory and Trucial Oman	48	1,339
Other Native States in Arabia	6	8	88	63	70	140	30	4,934	2,706	4,207
Perala	164	75	112	93	158	8,659	4,160	5,601	4,340	6,474
Sumatra	13	68	27	42	25	1,500	4,080	1,660	2,875	1,850
Java	211	548	605	198	287	18,450	36,450	26,888	12,549	15,934
Siam	18	42	50	78	70	1,160	2,720	3,468	4,070	4,903
Philippine Islands and Guam	94	195	18	114	171	4,380	15,480	1,480	6,728	10,407
China (exclusive of Hong- kong and Macao)	584	457	603	619	720	38,370	27,810	41,109	47,280	55,184
Japan	195	226	678	656	547	10,660	15,210	42,655	47,837	26,800
Portuguese East Africa	21	15	25	21	60	1,170	540	1,881	1,128	2,469
German East Africa	13	24	1,070	860
United States of America— Via Atlantic Coast	508	1,245	923	1,368	1,619	23,470	80,070	49,407	73,074	70,611
.. Pacific	80	616	218	342	284	2,640	47,770	10,555	19,410	14,145
Hawaii	45	20	..	3,800	1,200
Other Foreign Countries	81	13	24	35	69	1,790	620	1,482	1,652	3,761
TOTAL FOREIGN COUNTRIES	3,090	5,023	3,899	3,787	4,170	1,47,620	2,71,570	2,02,706	2,33,295	2,22,454
<i>Share of Bengal</i>	<i>6,387</i>	<i>3,554</i>	<i>5,063</i>	<i>5,340</i>	<i>6,564</i>	<i>2,74,610</i>	<i>6,43,140</i>	<i>3,42,604</i>	<i>3,96,787</i>	<i>4,24,550</i>
.. Bombay	16,049	11,967	12,512	14,176	14,010	4,09,080	3,81,400	4,89,098	4,93,731	4,93,422
.. Sind	740	495	233	57	33	12,000	6,160	5,554	388	950
.. Madras	1,821	2,288	4,013	5,087	4,358	38,620	1,16,870	2,60,923	3,25,989	3,38,847
.. Burma	58	156	25	35	334	2,580	3,880	2,149	1,000	2,226
TOTAL	28,856	28,380	21,851	24,875	25,109	7,86,760	10,51,380	10,70,926	12,17,393	11,70,995
Other sorts of Provisions (I. E.)—	Cwts.	Cwts.	Cwts.	Cwts.	Cwts.					
United Kingdom	2,822	1,064	1,017	856	4,489	1,94,230	75,570	74,513	42,017	44,765
Aden and Dependencies	763	823	396	227	132	20,960	15,820	19,785	10,533	7,202
Mesopotamia*	985	1,902	1,299	41,854	54,543	38,923
Bahrain Islands	322	131	132	226	431	8,970	8,260	2,715	7,054	17,821
Ceylon	20,311	21,530	16,808	14,816	11,398	4,59,200	4,44,860	3,15,529	3,14,072	2,55,771
Straits Settlements (Includ- ing Labuan)	2,236	1,491	1,277	844	2,002	75,460	64,820	51,469	38,670	75,430
Federated Malay States	130	108	34	45	163	7,150	6,780	2,308	2,216	3,477
Hongkong	665	95	199	300	399	27,540	5,100	7,183	5,106	20,614
Egypt †	331	45	5	91	..	29,100	1,560	556	2,290	..
Cape of Good Hope	3	9	15	24	..	130	515	1,285	1,490
Natal	219	224	283	309	461	9,780	11,160	12,371	16,493	24,688
Zanzibar and Pemba	143	85	167	248	219	8,150	2,060	4,287	10,376	6,577
Kenya Colony	438	438	503	444	416	12,990	14,040	14,245	13,477	12,767
Tanganyika Territory	105	82	101	2,650	2,655	3,842
Anglo-Egyptian Sudan	60	20	26	2,291	620	625
Mauritius and Dependencies	10	103	6	18	6	540	6,330	156	621	801
Seychelles	24	20	70	60	65	820	900	2,010	2,136	2,270
Canada— Via Pacific Coast	23	83	1,312	..
Western Australia	96	68	7,710	5,050
South Australia (Including Northern Territory)	20	50	4	18	10	1,120	3,490	862	956	600
Victoria	167	154	15	475
Tasmania	4	1,046
New South Wales	253	241	53	..	21	19,000	17,080	3,305
Queensland	241	273	9	20,360	21,680	750
Australian Commonwealth (Total)	777	786	90	18	41	60,610	56,680	7,502	1,011	2,153
New Zealand (including Nauru and Br. Samoa)	115	391	..	4	12	6,980	17,230	..	106	5,293

* Included in Turkey Asiatic, prior to 1921-22.
† Shown as "Tanganyika Territory" under the British Empire from 1921-22.

GENERAL EXPORTS

(698)

INDIAN MERCHANDISE

No. 14—continued

ARTICLES, AND COUNTRIES OF FINAL DESTINATION; ALSO SHARE OF EACH PROVINCE	QUANTITY					VALUE				
	1910-20	1920-21	1921-22	1922-23	1923-24	1910-20	1920-21	1921-22	1922-23	1923-24
Provisions and Oilman's stores—continued										
<i>Other sorts of Provisions—(I. E.)—continued</i>	<i>Cwts.</i>	<i>Cwts.</i>	<i>Cwts.</i>	<i>Cwts.</i>	<i>Cwts.</i>					
Fiji Islands	..	10	47	357	356	..	1,090	2,617	17,582	15,717
Other British Possessions	24	..	22	11	22	790	100	1,173	697	788
TOTAL BRITISH EMPIRE	24	20,837	22,215	20,917	22,177	9,19,060	7,30,910	5,65,812	5,46,870	5,40,469
France	7	4	3	16	13	450	360	275	1,162	1,004
Spain	18	3,450	..
Turkey, European	..	29	2,110
Turkey, Asiatic
Red Sea	53	96	3,890	7,010
Persian Gulf	1,362	911	83,060	31,500
Mascat Territory and Trucial Oman	1,247	1,065	2,328	1,597	1,979	26,000	21,310	47,038	30,879	39,138
Other Native States in Arabia	685	350	554	537	760	11,620	2,370	18,568	15,787	14,405
Persia	199	143	402	268	707	5,680	6,850	5,441	11,003	24,427
Java	22	11	142	11	13	510	320	3,423	771	371
Sumatra	53	136	102	69	126	1,420	3,300	3,457	2,870	6,058
Indo-China (including Cochin-China, Cambodia, Annam, Tonkin and French leased territories in China)	1	12	30	1,300
China (exclusive of Hongkong and Macao)	18	200	323	668	62	950	6,530	23,185	12,566	3,801
Japan	62	99	514	169	101	5,620	4,170	25,127	11,435	7,436
Egypt †	69	1,695
Portuguese East Africa	106	124	126	169	169	8,170	4,870	4,915	6,784	9,667
Madagascar	40	32	28	12	8	1,320	590	624	465	420
(Italian East Africa (Somaliland and Eritrea))	6	6	131	18	19	190	310	3,540	875	760
United States of America—										
<i>Via Atlantic Coast</i>	49	80	4	12	13	3,340	7,820	375	1,180	671
<i> " Pacific "</i>	1	1	11	27	275	515
Other Foreign Countries	35	85	18	30	27	1,520	1,670	874	1,596	2,759
TOTAL FOREIGN COUNTRIES	4,038	3,335	5,176	3,580	4,133	1,03,770	1,07,420	1,40,769	1,01,104	1,18,187
<i>Share of Bengal</i>	<i>1,403</i>	<i>1,219</i>	<i>1,005</i>	<i>838</i>	<i>1,235</i>	<i>49,760</i>	<i>47,780</i>	<i>48,214</i>	<i>48,721</i>	<i>66,892</i>
<i> " Bombay "</i>	<i>4,481</i>	<i>3,790</i>	<i>3,744</i>	<i>5,260</i>	<i>5,204</i>	<i>1,74,340</i>	<i>1,46,230</i>	<i>1,67,731</i>	<i>1,21,736</i>	<i>2,01,806</i>
<i> " Sind "</i>	<i>3,052</i>	<i>1,827</i>	<i>3,202</i>	<i>1,991</i>	<i>2,336</i>	<i>51,050</i>	<i>34,350</i>	<i>61,547</i>	<i>38,983</i>	<i>47,637</i>
<i> " Madras "</i>	<i>23,239</i>	<i>22,667</i>	<i>17,467</i>	<i>15,191</i>	<i>15,574</i>	<i>7,13,470</i>	<i>5,62,850</i>	<i>3,75,811</i>	<i>3,36,385</i>	<i>2,79,513</i>
<i> " Burma "</i>	<i>1,213</i>	<i>969</i>	<i>1,973</i>	<i>1,217</i>	<i>1,461</i>	<i>34,330</i>	<i>47,120</i>	<i>53,278</i>	<i>32,099</i>	<i>58,908</i>
TOTAL	33,388	30,172	27,391	24,497	26,310	10,23,430	8,88,930	7,06,581	6,47,074	6,58,656
Total value of Provisions and Oilman's stores—United Kingdom						7,92,930	7,22,070	7,17,710	7,54,804	7,89,749
Gibraltar	1,370	100	..	55	626
Palestine	4,625
Adan and Dependencies	1,42,090	1,37,380	1,87,941	1,15,699	87,924
Mesopotamia*	3,75,159	1,78,378	1,37,487
Bahrain Islands	11,610	66,400	86,716	9,206	18,566
Maldives	3,540	4,660	3,107	5,788	8,834
Ceylon	9,56,160	9,82,970	9,21,960	9,50,752	9,49,474
Straits Settlements (including Labuan)	13,42,470	12,08,580	10,06,583	16,44,434	17,28,011
Federated Malay States	36,970	32,820	29,099	28,479	40,643
Hongkong	3,38,160	3,25,740	2,99,975	2,95,389	3,29,724
Egypt †	2,39,070	89,270	10,001	6,019	..
Cape of Good Hope	340	130	4,108	4,605	20,491
Natal	1,03,580	72,280	96,044	92,919	2,31,164
Transvaal	1,350	..
Zanzibar and Pemba	80,350	41,080	40,438	43,037	61,041
Kenya Colony	1,08,700	35,970	41,408	36,269	29,548
Tanganyika Territory	43,100	41,690	39,900
Ausso-Egyptian Sudan	35,586	33,384	29,469
Mauritius and Dependencies	3,09,750	3,18,050	3,51,824	4,86,183	4,17,444
Seychelles	5,020	4,140	7,293	22,426	9,605

* Included in Turkey, Asiatic prior to 1921-22.
† Shown as a Foreign country from 1922-23

No. 14—continued

ARTICLES, AND COUNTRIES OF FINAL DESTINATION; ALSO SHARE OF EACH PROVINCE	QUANTITY					VALUE				
	1919-20	1920-21	1921-22	1922-23	1923-24	1919-20	1920-21	1921-22	1922-23	1923-24
	Q	Q	Q	Q	Q	₹	₹	₹	₹	₹
Provisions and Oilman's stores—concluded										
Total value of Provisions and Oilman's Stores—continued										
Canada—										
Vid Atlantic Coast	—	—	—	—	—	..	2,220	720
" Pacific "	—	—	—	—	—	10	17,100	13,400	6,284	11,717
British West India Islands	—	—	—	—	—	..	42,450	77,926	86,378	66,606
British Guiana	—	—	—	—	—	67,530	61,140	15,427	45,370	1,07,608
Western Australia	—	—	—	—	—	14,920	12,650	18,782	16,782	20,932
South Australia (including Northern Territory)	—	—	—	—	—	2,290	6,710	12,700	13,211	6,013
Victoria	—	—	—	—	—	31,990	28,020	37,576	52,352	40,061
Tasmania	—	—	—	—	—	475
New South Wales	—	—	—	—	—	31,100	35,760	60,074	39,769	30,871
Queensland	—	—	—	—	—	22,160	32,190	34,011	46,439	41,850
Australian Commonwealth (Total)	—	—	—	—	—	1,02,460	1,15,330	1,72,618	1,68,553	1,51,747
New Zealand (including Nauru and Br. Samoa)	—	—	—	—	—	17,590	35,710	7,763	4,048	17,595
Fiji Islands	—	—	—	—	—	66,970	47,840	1,20,892	1,41,986	29,821
Other British Possessions	—	—	—	—	—	..	230	..	1,290	58
TOTAL BRITISH EMPIRE	—	—	—	—	—	47,31,570	43,14,560	57,25,923	52,12,675	53,18,777
Germany	—	—	—	—	—	..	130	306	5,826	3,071
Netherlands	—	—	—	—	—	1,000	1,060	1,100	2,241	640
Belgium	—	—	—	—	—	210	190	185	239	866
France	—	—	—	—	—	29,440	1,180	1,256	4,541	2,107
Spain	—	—	—	—	—	3,450	..
Italy	—	—	—	—	—	..	80	..	1,034	1,825
Turkey, European	—	—	—	—	—	..	7,390	..	18	..
Turkey, Asiatic	—	—	—	—	—
Levant and Black Sea	—	—	—	—	—	3,500	100
Red Sea	—	—	—	—	—	6,530	9,990
Persian Gulf	—	—	—	—	—	6,39,750	19,98,440
Syria	—	—	—	—	—	4,550	300	..
Mascat Territory and Trucial Oman	—	—	—	—	—	77,780	1,39,370	3,48,780	1,69,364	59,756
Other Native States in Arabia	—	—	—	—	—	14,270	71,550	57,347	20,432	18,612
Persia	—	—	—	—	—	1,51,600	2,11,920	2,37,042	47,207	70,438
Sumatra	—	—	—	—	—	2,150	5,160	5,023	3,401	1,850
Java	—	—	—	—	—	77,390	1,16,680	1,09,218	66,224	76,897
Niam	—	—	—	—	—	70,770	95,110	1,36,402	1,02,979	70,770
Indo-China (including Cochin-China, Cambodia, Annam, Tonkin and French leased Territories in China)	—	—	—	—	—	23,570	29,200	37,300	37,288	32,540
Philippine Islands and Guam	—	—	—	—	—	12,130	17,530	5,190	11,068	10,844
China (exclusive of Hongkong and Macao)	—	—	—	—	—	1,20,450	1,53,800	2,09,748	1,80,142	1,67,170
Japan	—	—	—	—	—	25,680	33,500	77,005	69,202	47,945
Egypt †	—	—	—	—	—	5,009
Belgian Congo	—	—	—	—	—	1,600	1,225	..
Portuguese East Africa	—	—	—	—	—	94,240	35,090	44,526	45,977	46,340
Madagascar	—	—	—	—	—	3,040	2,120	984	465	2,890
Réunion	—	—	—	—	—	15,590	5,900	1,372	4,586	3,108
German East Africa †	—	—	—	—	—	1,26,600	24,000
Italian East Africa (Somaliland and Eritrea)	—	—	—	—	—	5,350	4,040	5,040	4,325	3,755
French Somaliland	—	—	—	—	—	1,000	130
United States of America—	—	—	—	—	—	26,810	87,890	49,782	74,646	71,312
Vid Atlantic Coast	—	—	—	—	—
" Pacific "	—	—	—	—	—	2,800	48,070	10,582	19,685	14,000
Dutch Guiana	—	—	—	—	—	320	..	960	2,268	488
Ecuador	—	—	—	—	—	1,080
Hawā	—	—	—	—	—	..	3,300	1,200
Other Foreign Countries	—	—	—	—	—	1,590	400	422	748	2,160
TOTAL FOREIGN COUNTRIES	—	—	—	—	—	14,42,550	31,08,120	13,40,816	8,78,965	7,21,070
Share of Bengal	—	—	—	—	—	30,33,400	23,15,890	26,25,992	27,36,596	28,25,840
Bombay	—	—	—	—	—	19,38,710	24,15,890	26,07,113	17,06,603	17,69,330
Sind	—	—	—	—	—	6,55,100	12,31,100	6,04,699	1,49,776	69,510
Madras	—	—	—	—	—	14,40,020	13,37,079	12,30,011	13,31,307	12,76,320
Birma ‡	—	—	—	—	—	76,880	67,730	99,193	84,558	43,430
TOTAL	—	—	—	—	—	61,74,120	74,17,680	70,66,738	60,91,640	60,34,840

† Shown as "Tanganyika Territory" under the British Empire from 1921-22.

‡ Shown as a Foreign country from 1923-24.

GENERAL EXPORTS

(700)

INDIAN MERCHANDISE

No. 14—continued

ARTICLES, AND COUNTRIES OF FINAL DESTINATION; ALSO SHARE OF EACH PROVINCE	QUANTITY					VALUE				
	1919-20	1920-21	1921-22	1922-23	1923-24	1919-20	1920-21	1921-22	1922-23	1923-24
	Tons	Tons	Tons	Tons	Tons	Rs	Rs	Rs	Rs	Rs
Railway plant and Rolling-stock—										
Teak Keys (III. N) (a)—										
United Kingdom	—	2,314	1,333	1,712	1,820	—	3,08,430	1,83,559	2,33,529	2,44,701
Siam	—	—	25,060
Share of Burma	—	2,314	1,333	1,712	1,820	—	3,33,490	1,83,559	2,33,529	2,44,701
Materials for construction (including sleepers of wood) (III. N)—										
United Kingdom	1,725	2,16,900	6	10
Ceylon	195	156	1	35	..	6,98,660	4,23,958	45	8,000
Straits Settlements (including Labuan)	2	92,160
Natal	3	5,885
Other British possessions	839
TOTAL BRITISH EMPIRE	1,725	197	159	1	35	2,16,900	7,20,820	4,80,682	51	8,010
Turkey, Asiatic
Persian Gulf	76	75,720
German East Africa †	1,000
Other Foreign Countries	220	..	20
TOTAL FOREIGN COUNTRIES	..	76	76,720	220	..	20
Share of Bengal	35	8,000
" Bombay	3	29,760	839
" Burma	1,725	270	159	1	..	2,16,900	7,67,780	4,80,013	51	30
TOTAL	1,725	273	159	1	35	2,16,900	7,97,540	4,80,952	51	8,050
Other sorts (III. N)—										
United Kingdom	—	—	—	—	—	30	3,400
Aden and Dependencies	—	—	—	—	—	1,000
Mesopotamia*	—	—	—	—	—	—	—	52,000
Ceylon	—	—	—	—	—	70,200	..	1,332	..	1,000
Other British possessions	—	—	—	—	—	50
TOTAL BRITISH EMPIRE	—	—	—	—	—	71,230	3,400	53,382	..	1,000
Japan	—	—	—	—	—	961	..
Share of Bengal	—	—	—	—	—	70,200	3,400	..	961	1,000
" Bombay	—	—	—	—	—	1,030	..	53,382
TOTAL	—	—	—	—	—	71,230	3,400	53,382	961	1,000
Total value of Railway plant and Rolling-stock	—	—	—	—	—	2,88,130	11,34,430	6,67,793	2,34,541	2,53,731

* Included in Turkey, Asiatic prior to 1921-22.
 † Shown as "Tanganyika Territory" under the British Empire from 1921-22.
 (a) Separately recorded from 1920-21.

No. 14—continued

ARTICLES, AND COUNTRIES OF FINAL DESTINATION; ALSO SHARE OF EACH PROVINCE	QUANTITY					VALUE				
	1919-20	1920-21	1921-22	1922-23	1923-24	1919-20	1920-21	1921-22	1922-23	1923-24
Rubber— (Law (II. J)—	Lbs.	Lbs.	Lbs.	Lbs.	Lbs.	R	R	R	R	R
United Kingdom	8,760,165	10,723,014	6,912,949	6,584,583	7,416,322	1,08,99,980	1,15,16,590	47,52,075	39,79,985	54,34,172
Ceylon	2,045,688	1,651,524	2,271,953	3,015,838	3,650,981	33,98,970	21,47,190	18,04,568	16,82,817	31,48,847
Straits Settlements (including Labuan)	304,697	252,907	699,293	1,487,318	2,077,001	3,43,890	1,90,880	3,34,301	3,02,198	14,24,403
Federated Malay States	3,005	2,254
Canada— Via Atlantic Coast	5,000	..	44,800	7,500	..	22,400
Other British Possessions	..	168	..	224	150	..	600	..
TOTAL BRITISH EMPIRE	11,205,580	12,682,818	9,923,995	11,087,963	13,146,310	1,46,49,210	1,38,54,810	70,09,339	64,65,450	1,00,09,676
Germany	..	496	33,813	275,280	228,663	..	180	21,954	1,77,249	1,48,401
Netherlands	17,830	15,770	12	13,378	8,871	7
France	13,212	..	25,812	38,800	102,334	27,320	..	12,906	16,495	73,587
Japan	7,000	2,685	..
United States of America— Via Atlantic Coast	1,375,271	1,380,768	1,008,084	1,074,861	1,952,536	22,00,000	16,58,830	6,64,501	5,79,403	12,14,167
Other Foreign Countries	400	150
TOTAL FOREIGN COUNTRIES	1,393,483	1,381,259	1,085,539	1,411,211	2,283,945	22,27,320	16,59,010	7,12,783	7,94,643	14,36,342
Share of Bengal	3,472	6,499	97,440	7,120	13,060	9,730
.. Bombay	30,832	30,196	..	324	..	6,630	15,250	..	500	..
.. Sind	9,888	1,950	..
.. Madras	7,651,014	9,304,588	6,791,097	7,058,334	8,919,911	1,22,10,900	1,18,99,370	62,91,334	39,38,892	63,50,409
.. Burma	4,923,715	4,152,792	4,233,437	5,437,488	6,419,903	46,42,910	35,36,140	94,24,338	32,08,751	50,85,859
TOTAL	12,599,033	14,014,072	11,014,534	12,499,174	15,480,254	1,68,76,560	1,55,13,820	77,16,072	72,50,093	1,14,46,018
Manufactures (III. O)—										
United Kingdom	15,000	41,720	4,155	4,405	10,990
Ceylon	1,180	2,670	180	8,295	34,428
Straits Settlements (including Labuan)	1,010	50	..	103	..
Hongkong	1,522	508
Other British Possessions	18
TOTAL BRITISH EMPIRE	17,190	44,440	4,335	9,325	45,944
Turkey, Asiatic
Persian Gulf	1,020
Other Foreign Countries	100	6	..
TOTAL FOREIGN COUNTRIES	1,020	..	100	6	..
Share of Bengal	1,010	3,350	3,565	5,550	9,473
.. Bombay	1,020
.. Sind	15,000	1,210	100
.. Madras	1,180	39,880	480	3,741	36,466
.. Burma	40	..
TOTAL	18,210	44,440	4,435	9,331	45,944
Salt (I. I)—	Tons	Tons	Tons	Tons	Tons					
Mesopotamia*	58	4,636	66	110
Ceylon	2,205	1	1	4,044	1,005	1,50,820	150	225	1,00,748	17,855
Straits Settlements (including Labuan)	74	..	533	1,191	..	3,470	30	11,275	11,836	100
Other British Possessions	1	3	3	300	280	63	646	599
TOTAL BRITISH EMPIRE	2,280	1	592	5,238	1,008	1,54,890	460	16,238	1,13,290	18,664
Turkey, Asiatic
Persian Gulf	..	11	1,810
Other Foreign Countries	..	1	1	110	100	249	72	131
TOTAL FOREIGN COUNTRIES	..	12	1	110	1,910	249	72	131
Share of Bengal	4	1	1	6	3	1,110	160	397	686	598
.. Bombay	3	13	89	2	..	640	2,160	6,108	634	689
.. Sind	1	180	..	23
.. Madras	2,374	..	632	5,231	1,005	1,52,910	..	10,896	1,12,049	17,896
.. Burma	40	60	6
TOTAL	2,280	13	593	5,238	1,008	1,54,700	2,370	16,487	1,13,368	18,796

* Included in Turkey, Asiatic prior to 1921-22.

GENERAL EXPORTS

(702)

INDIAN MERCHANDISE

No. 14—continued

ARTICLES, AND COUNTRIES OF FINAL DESTINATION; ALSO SHARE OF EACH PROVINCE	QUANTITY					VALUE				
	1919-20	1920-21	1921-22	1922-23	1923-24	1919-20	1920-21	1921-22	1922-23	1923-24
	Tons	Tons	Tons	Tons	Tons	R	R	R	R	R
Seeds—										
Oil seeds—										
Essential—										
Ajwan (H. K)—										
United Kingdom	5	8	..	2,460	2,025	..
Aden and Dependencies	22	6	24	19	22	7,590	2,270	9,318	7,232	8,325
Ceylon	11	14	18	11	14	3,710	5,280	6,281	4,160	5,319
Straits Settlements (including Labuan)	61	78	80	50	45	20,540	20,270	26,500	17,913	18,025
Egypt*	6	3	3	5	—	2,680	950	342	1,450	—
Natal	2	2	1	2	1	890	1,150	1,452	1,969	1,100
Kenya Colony	2	2	..	1,110	710	823	970	685
Other British Possessions	1	480	880	692	640	952
TOTAL BRITISH EMPIRE	110	98	126	97	82	39,460	31,410	44,413	36,359	34,406
Germany	..	60	116	102	142	..	14,400	23,437	17,839	32,156
Turkey, Asiatic
Red Sea	20	6	—	—	—	11,100	2,600	—	—	—
Persian Gulf	..	1	—	—	—	180	210	—	—	—
Native States in Arabia other than Maskat territory and Trucial Oman	2	2	14	80	90	1,125	1,722	9,422
Siam	1	..	1	1	3	220	..	412	69	1,060
Egypt*	—	—	—	—	1	—	—	—	—	730
United States of America— Vid Atlantic Coast	4	1,500	96
Other Foreign Countries	1	2	..	1	2	500	880	510	410	1,145
TOTAL FOREIGN COUNTRIES	22	69	119	110	162	12,040	18,180	35,484	21,551	44,609
<i>Share of Bengal</i>	60	175
<i>Bombay</i>	132	167	245	207	244	51,390	49,550	79,797	67,910	78,840
<i>Sind</i>	60	40	70
<i>Madras</i>	30
TOTAL	132	167	245	207	244	51,500	49,590	79,897	67,910	79,015
Ajwan (H. K)—										
United Kingdom	1	100	8	5	..	550	22,000	3,030	1,560	8
Ceylon	4	1	1,080	70	42	224	95
Straits Settlements (including Labuan)	18	21	36	24	15	5,730	6,870	11,417	4,997	3,806
Other British Possessions	2	3	1	..	1	1,000	1,680	1,213	555	982
TOTAL BRITISH EMPIRE	25	125	45	29	16	8,360	30,620	15,702	7,336	4,891
Germany	..	75	987	950	816	..	12,000	2,30,257	2,14,000	1,61,275
Netherlands	..	60	14,010
Belgium	..	20	2	..	4,020	400
France	..	1	..	18	260	..	3,600	..
Java	2	1	2	2	8	640	520	424	578	3,012
United States of America— Vid Atlantic Coast	..	200	50	367	42,000	10,080	72,322	..
Pacific Coast	18
Other Foreign Countries	310	100	51	15	55
TOTAL FOREIGN COUNTRIES	2	367	1,039	1,327	856	980	72,010	2,40,762	2,90,515	1,64,790
<i>Share of Bengal</i>	15	23	38	25	23	6,920	8,130	12,756	5,843	7,531
<i>Bombay</i>	2	456	1,037	1,340	818	740	24,310	2,40,287	3,91,482	1,61,653
<i>Sind</i>	3	3,000
<i>Madras</i>	10	3	1	1	1	2,680	1,080	491	526	437
TOTAL	27	482	1,084	1,366	872	9,340	1,03,530	2,56,464	2,97,851	1,69,651
Aulseed (H. K)—										
United Kingdom	..	5	4	250	5,590	3,872	4	..
Ceylon	53	35	8	2	..	15,060	10,180	2,804	840	537
Straits Settlements (including Labuan)	57	38	57	36	21	18,710	10,170	27,132	18,811	6,899
Hongkong	42	34	36	..	1	8,460	7,380	11,410	101	667
Mauritius and Dependencies	2	4	2	3	3	540	1,390	1,038	1,571	1,163
Other British Possessions	1	1	1	..	2	670	950	941	493	1,705
TOTAL BRITISH EMPIRE	165	112	108	41	27	44,590	35,660	47,197	21,820	10,883
Java	1	5	5	..	1	360	1,700	2,025	440	276
Japan	12	5	2	2,360	1,200	750
Egypt*	4	3,000
Other Foreign Countries	1	1	240	530	115
TOTAL FOREIGN COUNTRIES	14	11	5	..	7	2,960	3,430	2,025	440	4,141

* Shown as a Foreign country from 1923-24.

No. 14—continued

ARTICLES, AND COUNTRIES OF FINAL DESTINATION; ALSO SHARE OF EACH PROVINCE	QUANTITY					VALUE				
	1919-20	1920-21	1921-22	1922-23	1923-24	1919-20	1920-21	1921-22	1922-23	1923-24
Seeds—continued										
Oil seeds—continued										
Essential—continued										
(Aniseed (II, K)—continued										
Share of Bengal	Tons	Tons	Tons	Tons	Tons	R	R	R	R	R
.. Bombay	95	81	99	40	33	24,840	25,640	41,565	21,556	15,919
.. Sind	..	2	4	..	1	100	830	3,879	255	575
.. Madras	72	40	10	1	..	22,960	12,620	3,804	469	537
TOTAL	169	123	113	41	34	47,900	39,090	49,222	22,280	17,021
Carraway (II, K)—										
TOTAL BRITISH EMPIRE	Tons	Tons	Tons	Tons	Tons	R	R	R	R	R
..	..	1	2	20	360	610
France	11	4,440
United States of America—	1	460
Via Atlantic Coast
Other Foreign Countries	50
TOTAL FOREIGN COUNTRIES	12	..	50	4,900
Share of Bengal	20
.. Bombay	..	1	2	..	12	..	410	610	..	4,300
TOTAL	..	1	2	..	12	20	410	610	..	4,900
Coriander (II, K)—										
United Kingdom	Tons	Tons	Tons	Tons	Tons					
..	1	1	3	13	168	400	410	478	4,122	40,833
Aden and Dependencies	17	17	24	20	24	6,020	5,850	9,418	7,891	10,732
Mesopotamia*	18	6	12	8,820	8,308	4,561
Bahrain Islands	1	..	1	3	1	680	230	527	1,468	725
Maldives	2	1	5	350	200	..	307	1,300
Ceylon	1,862	1,810	1,331	2,045	2,013	5,23,790	3,57,760	4,03,659	5,98,006	6,66,572
Straits Settlements (including	2,526	2,586	2,398	2,405	2,942	5,76,170	5,75,410	6,07,788	6,44,984	6,70,837
Labuan)
Federated Malay States	5	2	25	24	25	1,040	810	6,180	7,556	5,029
Hongkong	3	2	2	2	4	1,270	880	1,135	1,038	2,313
Cape of Good Hope	3	3	..	1,270	100	160	2,140	380
Natal	81	20	68	58	48	21,460	20,260	52,465	48,111	30,739
Zanzibar and Pemba	9	14	17	19	17	3,610	6,280	7,765	9,300	7,610
Kenya Colony	23	25	23	24	27	10,860	11,100	12,845	11,888	13,262
Tanganyika Territory	4	5	5	3,336	3,166	2,042
Mauritius and Dependencies	115	77	83	116	107	20,470	18,940	21,970	34,148	22,461
British West India Islands	3	16	611	1,336
South Australia (including	1	185	400
Northern Territory)	35	4,010	..	2,934	12,941	14,588
Victoria	12	..	7	27	35
New South Wales	3	3	6	11	23	2,580	830	2,475	8,028	12,020
Queensland	1	200	..	545
Australian Commonwealth	20	3	13	45	66	6,390	830	5,609	22,054	27,562
(Total)
Fiji Islands	5	5	16	21	8	2,050	2,180	5,817	7,802	2,318
Other British Possessions	4	2	3	6	6	1,170	1,520	1,024	2,309	1,375
TOTAL BRITISH EMPIRE	4,627	4,080	4,062	4,815	5,477	11,00,600	10,11,700	11,42,036	14,04,740	14,21,727
France	99	50	36,562	18,447
Italy	20	8,040
Turkey, Asiatic	8,040	4,780
Red Sea	5	11	6,870	5,700	..	4,600	..
Persian Gulf	18	18	..	5
Syria
Mascat Territory and Trucial	24	16	19	16	14	9,500	7,220	4,568	8,804	6,555
Oman
Other Native States in Arabia	6	5	6	12	14	2,460	2,830	4,495	0,782	9,137
Persia	2	3	4	3	3	730	2,270	2,256	1,237	1,870
Java	105	142	331	243	382	23,750	27,340	72,917	62,050	76,884
Siam	1	3	3	2	3	500	610	967	370	1,190
Japan	..	2	1	..	1,230	1,618
Egypt †	7
Portuguese East Africa	14	16	15	16	16	6,880	5,420	5,416	7,023	7,524
Madagascar	2	4	3	2	5	600	1,520	852	675	1,345
Reunion	2	2	2	3	2	1,540	1,120	1,110	1,610	1,275
German East Africa	4	5	1,670	1,350
United States of America—	442	68	1,07,780	18,361
Via Atlantic Coast
Pacific	120	510	300	620	566
Other Foreign Countries	1	1
TOTAL FOREIGN COUNTRIES	168	222	367	845	585	56,660	61,850	92,800	3,20,018	1,53,362
Share of Bengal	2,319	2,110	1,964	2,029	2,379	6,82,070	4,23,870	4,64,950	5,49,517	6,00,573
.. Bombay	400	332	320	1,169	1,839	1,64,390	2,16,040	2,67,089	5,22,842	7,28,451
.. Sind	..	6	5	3	2	2,370	3,250	1,577	1,949	1,882
.. Madras	2,062	1,419	1,638	1,822	757	5,72,160	3,83,940	4,64,815	4,94,321	1,76,399
.. Burma	25	235	172	357	866	6,070	66,450	47,565	2,56,129	1,67,122
TOTAL	4,815	4,302	4,429	5,660	6,062	12,47,260	10,73,550	12,36,826	17,33,758	15,75,009

* Included in Turkey, Asiatic prior to 1921-22.

† Shown as a Foreign country from 1923-24.

‡ Shown as "Tanganyika Territory" under the British Empire from 1921-22.

GENERAL EXPORTS

(704)

INDIAN MERCHANDISE

No. 14—continued

ARTICLES, AND COUNTRIES OF FINAL DESTINATION; ALSO SHARE OF EACH PROVINCE	QUANTITY					VALUE				
	1919-20	1920-21	1921-22	1922-23	1923-24	1919-20	1920-21	1921-22	1922-23	1923-24
Seeds—continued						R	R	R	R	R
Oil seeds—continued										
Essential—continued										
Cummin (other than black) (H. K.)—	Tons	Tons	Tons	Tons	Tons.					
United Kingdom	1	94	33	..	110	1,252	89,011	41,708
Aden and Dependencies	22	21	24	72	52	19,980	17,260	21,848	56,363	37,339
Mesopotamia*	—	—	10	5	6	—	—	6,290	2,324	6,106
Bahrain Islands	3	5	5	..	1	3,170	6,110	4,530	740	1,230
Ceylon	284	67	219	575	586	2,43,470	55,180	1,51,212	4,14,767	4,15,378
Straits Settlements (Includ- ing Labuan)	323	310	282	268	395	2,34,520	2,50,960	2,03,027	2,34,138	2,97,364
Federated Malay States	1	1	60	985	1,309	315
Hongkong	1	1	550	600	..	245	2,233
Egypt †	96	..	360	120	..	1,04,862	—
Natal	22	21	21	24	30	29,380	32,610	31,516	37,490	41,821
Zanzibar and Pemba	35	29	41	50	58	26,980	21,960	30,882	38,886	45,953
Kenya Colony	20	16	20	16	16	15,410	14,730	15,965	12,461	15,723
Tanganyika Territory	—	—	4	8	7	—	—	4,010	6,337	4,810
Mauritius and Dependencies	20	8	8	13	15	18,170	7,430	6,680	15,043	16,046
British West India Islands	1	..	250	1,321
British Guiana	330	..	317	1,970
South-Australia (including Northern Territory)	88	..
Victoria	1	2	400	1,296	3,893
New South Wales	2	..	1	8	..	1,550	..	1,290	11,895
Australian Commonwealth (Total)	2	..	2	10	400	1,550	..	2,660	15,788
Fiji Islands	2	2	3	2	5	1,780	3,200	3,154	1,975	4,375
Other British Possessions	1	..	1	170	720	1,150	501	980
TOTAL BRITISH EMPIRE	738	481	640	1,246	1,217	5,94,340	4,13,380	4,81,360	10,20,609	9,48,920
Germany	5	89	6,500	86,265
Netherlands	3	12	3,037	13,825
France	483	197	4,90,240	2,03,296
Turkey, Asiatic										
Red Sea	5	2	—	—	—	6,370	1,290	—	—	—
Persian Gulf	9	12	—	—	—	8,200	8,220	—	—	—
Syria	—	—	..	10	9	—	—	..	11,395	14,970
Maskat Territory and Trucial Oman	120	109	85	104	93	88,410	90,680	64,724	64,876	75,776
Other Native States in Arabia	4	2	4	10	12	2,810	2,750	5,015	10,582	15,747
Persia	2	1	..	280	740	1,250	657	360
Java	1	12	8	4	5	700	5,000	4,560	3,120	3,675
Siam	3	8	9	1	4	3,480	8,120	8,990	2,170	4,225
Egypt †	—	—	—	—	120	—	—	—	—	1,24,773
Portuguese East Africa	8	14	11	10	9	6,970	13,570	7,434	8,495	8,249
Madagascar	2	3	..	3	1	1,970	1,780	807	2,710	495
Reunion	1	1	1	670	720	1,630	790	460
German East Africa ‡	5	2	—	—	—	4,010	3,150	—	—	—
United States of America—										
Via Atlantic Coast	362	524	4,48,045	7,02,723
Pacific										
Chile (including the Pacific Coast of Patagonia)	4	7,013
Peru	35	52,150
Bolivia	1	1,412
Other Foreign Countries	1	..	2	220	400	866	1,303	3,287
TOTAL FOREIGN COUNTRIES	168	165	121	996	1,117	1,21,070	1,36,370	95,546	10,53,925	13,20,197
Share of Bengal	138	100	91	178	152	96,000	74,310	60,036	1,64,265	1,66,376
" Hombay	732	640	630	2,029	2,113	6,02,600	4,69,760	4,90,163	18,86,388	20,36,097
" Sind	2	59	1,140	210	80	91	61,707
" Madras	23	6	26	30	10	13,550	5,570	17,022	30,263	4,933
" Burma	1	..	14	3	..	130	..	9,605	3,527	4
TOTAL	896	646	761	2,242	2,334	7,18,410	5,49,750	5,76,906	20,74,534	22,69,117

* Included in Turkey, Asiatic, prior to 1921-22.
 † Shown as a Foreign Country from 1923-24.
 ‡ Shown as "Tanganyika Territory" under the British Empire from 1901 on.

No. 14—continued

ARTICLES, AND COUNTRIES OF FINAL DESTINATION; ALSO SHARE OF EACH PROVINCE	QUANTITY					VALUE				
	1919-20	1920-21	1921-22	1922-23	1923-24	1919-20	1920-21	1921-22	1922-23	1923-24
Seeds—continued										
Oil seeds—continued										
Essential—continued										
Cumin (black) (II. K)—	Tons	Tons	Tons	Tons	Tons	R	R	R	R	R
Ceylon	14	4	5	3	4	9,960	2,130	3,865	3,296	2,673
Straits Settlements (including Labuan)	136	124	112	176	119	65,870	58,710	63,020	1,25,800	62,014
Hongkong	380	68	425	420	1,015
Mauritius and Dependencies	6	18	9	14	5	2,810	8,460	4,535	11,228	3,243
British West India Islands	..	8	1,460	325	410	792
British Guiana	..	1	..	1	1	120	220	..	688	1,425
South Australia (including Northern Territory)	60
New South Wales	1	110	..	1,296	..
Australian Commonwealth (Total)	1	110	..	1,296	69
Fiji Islands	1	..	3	2	..	360	520	2,155	2,008	476
Other British Possessions	4	1	1	1	2	2,480	2,132	1,656	1,937	2,661
TOTAL BRITISH EMPIRE	161	146	130	198	131	81,980	73,910	75,981	1,47,203	74,368
France	60	67,277	..
Turkey, Asiatic
Persian Gulf	..	2	1,100
Maskat Territory and Trucial Oman	2	4	1,850	2,340	320	183	95
Java	0	6	7	3	17	3,780	4,150	8,758	2,644	9,200
Siam	1	1	4	2	..	740	960	2,540	1,410	..
Egypt*	15	11,276
United States of America—Via Atlantic Coast	1	1,000	..
" Pacific	18
Chile (including the Pacific Coast of Patagonia)	1	30	360	50,983
Other Foreign Countries	1	1	1	640	980	1,070	514	1,660
TOTAL FOREIGN COUNTRIES	10	14	11	67	72	7,010	9,530	7,688	63,388	73,306
Share of Bengal	163	149	134	260	202	83,140	75,970	78,972	2,06,467	1,45,357
" Bombay	5	3	7	2	1	3,670	2,590	3,665	2,023	1,993
" Sind	3	3	..	3	..	2,060	4,520	1,032	3,099	200
" Madras	120	130	92
TOTAL	171	160	141	265	203	88,940	88,840	88,669	2,10,591	1,47,674
Fennel (II. K)—	Tons	Tons	Tons	Tons	Tons					
United Kingdom	8	..	35	31	141	3,270	..	15,400	19,605	76,864
Adon and Dependencies	8	2	11	14	14	2,960	700	5,232	6,705	7,166
Ceylon	141	216	225	324	261	55,800	83,500	94,098	1,38,680	1,04,562
Straits Settlements (including Labuan)	22	87	100	172	120	28,000	88,530	44,795	80,214	50,482
Hongkong	20	..	8	..	6	6,570	..	2,420	70	1,812
Natal	3	2	5	4	9	1,630	2,020	4,650	3,370	5,400
Kenya Colony	3	2	1	2	4	1,710	1,330	1,180	1,450	2,410
Mauritius and Dependencies	1	..	2	3	1	620	210	1,095	1,510	1,022
Other British Possessions	1	2	2	..	3	700	640	1,510	1,220	2,142
TOTAL BRITISH EMPIRE	267	311	389	550	559	1,01,260	1,26,930	1,71,281	2,52,914	2,51,940
Germany	58	30,451
Netherlands	2	1,176
France	87	26	88,466	11,504
Italy	105	55,152
Austria	6	35	4,026	10,730
Native States in Arabia other than Maskat Territory and Trucial Oman	3	1	190	200	230	1,208	900
Java	..	3	4	..	1,470	..	50	1,460
Siam	1	..	6	1	3	550	..	2,501	767	1,682
Japan	3	1,220	..	75
United States of America—Via Atlantic Coast	31	6	..	67	65	16,870	3,500	..	43,704	50,008
Other Foreign Countries	6	1	1	1	3	2,560	1,320	1,061	788	1,760
TOTAL FOREIGN COUNTRIES	41	10	7	164	302	21,390	6,490	3,867	89,038	1,73,821
Share of Bengal	1	4	8	7	..	560	1,300	4,309	2,928	90
" Bombay	306	306	388	707	851	1,21,700	1,31,430	1,70,579	3,38,770	4,22,241
" Sind	1	1	7	210	390	200	110	3,410
" Madras	..	10	120	652
" Burma	144	..
TOTAL	308	321	396	714	861	1,22,650	1,33,420	1,75,148	3,41,952	4,25,761

* Shown as a Foreign country from 1923-24.

GENERAL EXPORTS

INDIAN MERCHANDISE

(706)

No. 14—continued

ARTICLES, AND COUNTRIES OF FINAL DESTINATION; ALSO SHARE OF EACH PROVINCE	QUANTITY					VALUE				
	1919-20	1920-21	1921-22	1922-23	1923-24	1919-20	1920-21	1921-22	1922-23	1923-24
seeds—continued										
Oil seeds—continued										
Essential—continued										
Fenugreek (II. K)—	Tons	Tons	Tons	Tons	Tons	R	R	R	R	R
United Kingdom	82	..	1	60	50	9,750	..	308	17,836	12,400
Aden and Dependencies	7	5	6	6	5	2,970	1,520	2,744	2,774	1,700
Mesopotamia*	—	—	3	..	5	—	—	1,337	48	1,500
Bahrain Islands	1	1	3	4	..	230	264	1,080	2,000
Ceylon	172	238	225	272	206	57,830	82,500	68,794	1,03,330	94,800
Straits Settlements (including Labuan)	151	101	136	155	262	44,840	30,650	51,064	62,553	75,800
Egypt †	33	42	—	9,460	14,060	100
Natal	18	14	17	16	18	10,610	10,640	11,585	11,475	12,220
Zanzibar and Pemba	4	4	6	..	6	1,840	1,920	1,772	685	2,200
Kenya Colony	9	8	5	7	9	3,700	3,680	2,545	3,185	3,000
Mauritius and Dependencies	3	..	2	8	5	1,250	200	985	4,008	2,600
South Australia (including Northern Territory)	50
New South Wales	2	1	3	650	460	1,800
Queensland	40
Australian Commonwealth (Total)	2	1	3	650	460	40	..	2,700
Other British Possessions	4	3	5	5	4	850	1,520	2,784	2,408	2,400
TOTAL BRITISH EMPIRE	486	417	407	532	635	1,43,250	1,56,380	1,74,822	2,10,677	2,13,100
France	28	1	..	5,620	20
Italy	50	15,000
Turkey, Asiatic										
Red Sea	2	10	—	—	—	1,050	4,910	—	—	—
Persian Gulf	3	5	—	—	—	1,340	1,300	—	—	—
Maskat Territory and Trucial Oman	10	8	6	5	9	8,170	8,200	2,278	2,388	3,510
Other Native States in Arabia	8	1	4	4	1	1,380	770	2,323	1,908	1,000
Java	8	5	8	3	5	1,300	1,100	710	705	1,460
Siam	2	1	2	2	3	770	44	790	534	1,060
Egypt †	—	—	—	—	47	—	—	—	—	7,000
Portuguese East Africa	5	6	1	2	3	2,830	3,640	507	1,060	1,580
United States of America—Via Atlantic Coast	6	1,200
Other Foreign Countries	4	1	2	2	1	1,530	936	865	1,370	1,200
TOTAL FOREIGN COUNTRIES	32	65	18	18	124	13,320	21,750	7,468	8,019	34,530
Share of Bengal	78	67	50	72	139	21,330	16,520	14,411	20,680	27,100
" <i>Bombay</i>	324	371	370	438	537	1,19,980	1,50,000	1,66,702	1,87,042	1,99,570
" <i>Sind</i>	4	3	..	32	95	1,320	930	216	9,189	21,160
" <i>Madras</i>	61	41	4	6	..	13,940	10,620	1,201	1,035	20,000
" <i>Burma</i>	1	2	260	750	..
TOTAL	407	482	425	550	701	1,50,670	1,78,130	1,81,790	2,18,698	2,48,115
sawa or dll (II. K) —	Tons	Tons	Tons	Tons	Tons					
United Kingdom	9	2	11	1,209	951	3,150	1,000	2,503	2,97,432	2,42,040
Ceylon	4	5	7	6	4	1,870	1,320	2,560	1,861	1,440
Straits Settlements (including Labuan)	12	10	17	8	8	3,810	3,880	6,739	3,018	3,145
Egypt †	10	—	3,095	—
Kenya Colony	3	..	1	..	1	1,470	630	821	945	1,180
Other British Possessions	3	..	1	1	2	2,200	920	2,127	2,504	2,402
TOTAL BRITISH EMPIRE	31	17	37	1,234	965	12,080	7,750	14,750	3,08,853	2,50,111
Germany	7	2	1,080	750
France	10	36	2,200	7,985
Italy	47	14,544
Java	3	1,037	..
Egypt †	—	—	—	—	21	—	—	—	—	6,905
United States of America—Via Atlantic Coast	2	..	1	111	140	550	..	100	42,976	45,804
Other Foreign Countries	3	3	2	..	4	1,280	1,230	1,077	280	1,975
TOTAL FOREIGN COUNTRIES	6	3	3	131	250	1,830	1,230	1,177	48,173	78,203

* Included in Turkey, Asiatic prior to 1921-22.

No. 14—continued

ARTICLES AND COUNTRIES OF FINAL DESTINATION; ALSO SHARE OF EACH PROVINCE	QUANTITY					VALUE				
	1919-20	1920-21	1921-22	1922-23	1923-24	1919-20	1920-21	1921-22	1922-23	1923-24
Seeds—continued						R	R	R	R	R
<i>Oil seeds—continued</i>										
<i>Essential—continued</i>										
<i>Sawa or dll (H. K)—continued</i>	Tons	Tons	Tons	Tons	Tons					
<i>Share of Bengal . . .</i>	1	..	2	..	1	240	70	1,031	45	190
<i>" Bombay . . .</i>	35	20	38	1,365	1,214	13,620	8,910	14,890	3,56,981	3,27,899
<i>" Sind . . .</i>	1	50	..	6	..	265
TOTAL	36	20	40	1,365	1,210	13,910	8,980	15,927	3,57,026	3,28,674
<i>Other sorts (H. K)—</i>	Tons	Tons	Tons	Tons	Tons					
United Kingdom	1	1	5,450	3,200
Straits Settlements (including Labuan) . . .	8	..	1	4,120	160	760
Egypt* . . .	1	3	6	7	—	350	1,960	4,165	2,707	—
Other British Possessions	170	210	24	90	..
TOTAL BRITISH EMPIRE	9	3	7	8	1	4,640	2,330	4,949	8,247	3,200
France	1,200	..
Syria . . .	—	—	..	2	..	—	—	175	1,050	..
United States of America— Via Atlantic Coast	1	3,500	..
Other Foreign Countries . . .	1	560	470	100	385	..
TOTAL FOREIGN COUNTRIES	1	3	..	560	470	275	6,135	..
<i>Share of Bengal . . .</i>	30	..
<i>" Bombay . . .</i>	1	3	6	9	..	950	2,790	4,464	4,208	..
<i>" Sind . . .</i>	2	1	10,150	3,200
<i>" Madras . . .</i>	9	4,250	10
<i>" Burma . . .</i>	1	760
TOTAL	10	3	7	11	1	5,200	2,800	6,224	14,982	3,200
Total Seeds, Essential—	Tons	Tons	Tons	Tons	Tons					
United Kingdom . . .	58	109	64	1,421	1,345	10,940	29,630	27,048	4,37,644	4,17,715
Aden and Dependencies . . .	76	52	80	132	118	39,790	28,370	48,797	81,879	66,206
Mesopotamia† . . .	—	—	28	11	25	—	—	12,103	6,380	11,901
Bahrein Islands . . .	4	6	7	6	6	3,900	6,640	5,366	3,878	4,543
Maldives . . .	2	..	4	1	5	390	630	1,396	717	1,310
Ceylon . . .	2,546	1,890	2,068	3,238	3,147	9,17,470	5,97,860	7,64,215	12,60,190	12,91,202
Straits Settlements (including Labuan) . . .	3,378	3,345	3,220	3,314	3,927	10,02,390	10,01,610	10,41,642	11,02,486	10,88,208
Federated Malay States . . .	5	2	27	25	25	1,040	880	7,466	8,907	6,004
Hongkong . . .	66	36	46	2	12	17,430	9,750	15,635	1,996	8,000
Egypt* . . .	41	48	9	120	—	13,060	17,480	4,640	1,12,833	—
Cape of Good Hope . . .	6	5	..	2,730	270	490	2,460	1,749
Natal . . .	76	75	102	104	106	65,170	76,450	1,03,058	1,03,562	1,01,864
Zanzibar and Pemba . . .	54	49	65	69	82	34,770	31,860	42,781	51,041	58,775
Kenya Colony . . .	61	51	49	51	58	34,230	32,630	38,559	30,984	37,260
Tanganyika Territory . . .	—	—	9	14	13	—	—	7,295	11,102	8,057
Anglo-Egyptian Sudan . . .	—	—	3	4	1	—	—	1,040	1,337	495
Mauritius and Dependencies . . .	148	103	106	154	137	53,390	37,230	36,504	68,344	47,283
British West India Islands	5	..	1	4	..	2,240	909	1,921	4,169
British Guiana . . .	1	2	..	3	6	240	810	296	1,886	4,646
South Australia (including Northern Territory)	1	253	1,023
Victoria . . .	13	..	7	28	37	4,570	..	2,934	14,237	18,481
New South Wales . . .	10	6	6	20	30	3,810	2,900	2,475	11,520	25,736
Queensland	1	240	..	545
Australian Commonwealth (Total) . . .	23	6	13	48	78	7,880	2,990	5,649	26,910	45,785
Fiji Islands . . .	11	10	24	26	15	5,540	8,990	13,023	12,635	8,204
Other British Possessions . . .	2	2	..	1	1	1,170	1,910	560	1,476	1,156
TOTAL BRITISH EMPIRE	6,558	5,791	6,953	8,750	9,111	22,20,580	18,99,330	21,73,471	34,18,758	32,14,666

* Shown as a Foreign country from 1923-24.
† Included in Turkey, Asiatic prior to 1921-22.

GENERAL EXPORTS

(708)

INDIAN MERCHANDISE

No. 14—continued

ARTICLES, AND COUNTRIES OF FINAL DESTINATION; ALSO SHARE OF EACH PROVINCE	QUANTITY					VALUE				
	1919-20	1920-21	1921-22	1922-23	1923-24	1919-20	1920-21	1921-22	1922-23	1923-24
Seeds—continued						R	R	R	R	R
<i>Oil seeds—continued</i>										
<i>Essential—concluded</i>										
<i>Total Seeds, Essential—continued</i>	Tons	Tons	Tons	Tons	Tons					
Germany	185	1,103	1,004	1,137	..	26,400	2,68,694	2,40,019	3,11,137
Netherlands	60	..	3	14	..	14,010	..	3,037	15,001
Belgium	20	2	..	4,020	400
France	29	..	756	321	..	5,880	..	6,29,575	2,46,002
Italy	222	93,038
Austria	5	35	4,025	19,780
Turkey, Asiatic
Levant and Black Sea	200	50
Red Sea	35	29	23,110	14,930
Persian Gulf	31	35	16,180	17,500
Syria	17	13	205	16,945	16,740
Maskat Territory and Trucial Oman	163	139	105	129	117	1,04,060	1,04,300	72,846	76,879	86,547
Other Native States in Arabia	14	8	16	31	42	6,990	6,640	13,318	22,695	36,546
Persia	5	4	6	4	3	2,200	4,000	4,221	2,181	2,810
Java	118	174	346	255	422	80,530	41,370	84,414	70,217	96,033
Siam	10	15	27	12	18	6,640	10,930	16,962	6,448	10,042
Japan	15	7	..	1	3	3,630	2,390	223	1,389	1,484
Egypt*	216	1,56,826
Portuguese East Africa	29	36	27	28	29	17,700	22,890	13,946	17,610	18,308
Madagascar	5	7	3	5	7	2,830	3,410	2,010	3,305	2,355
Reunion	3	3	3	4	3	2,440	1,860	3,880	3,057	2,245
German East Africa † Italian East Africa (Somaliland and Eritrea)	11	8	6,260	6,260
United States of America— Vid Atlantic Coast	38	208	51	1,355	804	17,410	45,500	10,130	8,10,827	8,18,640
" Pacific "	4	7,094
Chile (Including the Pacific Coast of Patagonia)	1	74	360	1,03,138
Peru	1	1,978
Bolivia	2	3,287
Other Foreign Countries	1	1	..	1	..	640	1,320	863	988	741
TOTAL FOREIGN COUNTRIES	473	916	1,690	3,671	3,489	2,40,820	3,32,260	4,87,212	19,10,202	20,51,880
<i>Share of Bengal</i>	<i>2,813</i>	<i>2,534</i>	<i>2,386</i>	<i>2,611</i>	<i>3,129</i>	<i>7,33,530</i>	<i>6,25,670</i>	<i>6,68,041</i>	<i>9,70,311</i>	<i>8,61,733</i>
" Bombay	1,938	2,401	3,347	7,246	7,653	10,79,200	11,26,830	14,41,108	36,47,897	39,63,680
" Sind	19	18	13	41	165	7,450	9,410	6,251	25,057	91,631
" Madras	2,236	1,519	1,709	1,559	768	6,34,980	3,94,230	4,87,093	4,26,145	1,82,487
" Burma	25	235	188	964	855	6,190	66,450	68,190	2,59,550	1,67,115
TOTAL	7,031	6,707	7,643	12,421	12,000	24,01,400	22,22,500	26,60,683	53,28,960	52,66,546
Non-essential—										
<i>Assala (H. K.)—</i>										
<i>Straits Settlements (including Labuan)</i>	Tons	Tons	Tons	Tons	Tons					
Other British Possessions	3	3	7	3	..	1,050	1,170	2,000	1,104	177
TOTAL BRITISH EMPIRE	6	5	7	3	..	1,520	780	45	..	295
Turkey, Asiatic
Red Sea	7	6	4,650	4,360
Persian Gulf	2	650
Native States in Arabia other than Maskat Territory and Trucial Oman	1	6	..	410	..	382	2,257	190
Other Foreign Countries	2	1	700	300	..	225	..
TOTAL FOREIGN COUNTRIES	12	9	..	6	..	6,500	5,220	382	2,432	190
<i>Share of Bengal</i>	<i>..</i>	<i>..</i>	<i>..</i>	<i>..</i>	<i>..</i>	<i>..</i>	<i>..</i>	<i>..</i>	<i>..</i>	<i>40</i>
" Bombay	18	14	7	9	..	9,070	7,170	2,437	3,536	622
TOTAL	18	14	7	9	..	9,070	7,170	2,437	3,536	622
Castor (H. K.)—										
<i>United Kingdom</i>	Tons	Tons	Tons	Tons	Tons					
Ceylon	2,840	7,042	11,628	16,149	14,780	7,08,790	15,66,550	24,70,588	34,01,099	30,54,453
Mauritius and Dependencies	1	8	60	390	12	105	1,210
Victoria	11	16	2,100	3,150
Australian Commonwealth (Total)	1	590	362	321	839	..	1,01,930	57,725	64,053	2,30,048
Other British Possessions	399	302	321	339	..	1,91,930	57,725	64,053	2,30,043
TOTAL BRITISH EMPIRE	2,850	7,644	11,945	16,470	15,628	7,09,150	17,61,100	25,31,521	34,65,385	41,36,244

* Shown as a Foreign country from 1923-24.
† Shown as "Laukavika Territory" under the British Empire from 1921-22.

No. 14—continued

ARTICLES, AND COUNTRIES OF FINAL DESTINATION; ALSO SHARE OF EACH PROVINCE	QUANTITY					VALUE				
	1919-20	1920-21	1921-22	1922-23	1923-24	1919-20	1920-21	1921-22	1922-23	1923-24
	Tons	Tons	Tons	Tons	Tons	R	R	R	R	R
<i>Seeds—continued</i>										
<i>Oil seeds—continued</i>										
<i>Non-essential—continued</i>										
<i>Castor (H. K.)—continued</i>										
Norway	4	2,240	5
Sweden	8	1,040
Germany	50	400	111	9,125	97,026	80,855
Belgium	410	701	4,401	8,214	6,788	86,160	1,82,170	8,05,584	18,07,608	17,70,111
France	1,025	1,178	7,596	15,639	18,684	2,27,140	2,56,020	15,53,424	36,27,215	50,15,180
Spain	200	1,400	1,756	1,850	..	48,050	2,76,862	3,87,794	4,85,124
Italy	3,203	1,968	2,550	8,010	5,765	9,40,270	4,48,820	5,17,745	18,52,849	15,47,101
Greece	77	..	40	100	200	26,870	..	8,000	20,000	55,500
Syria	100	20,000
Indo-China (including Cochin China, Cambodia, Annam, Tonkin and French leased territories in China)	..	50	10,250
Japan	886	10	..	88,759
United States of America— Via Atlantic Coast	890	3,790	20,615	33,024	35,873	2,29,230	8,25,180	45,95,082	70,78,008	95,19,915
Other Foreign Countries . .	2	400	15
TOTAL FOREIGN COUNTRIES	5,614	7,887	36,852	67,143	69,402	15,14,250	17,50,460	78,75,832	1,48,71,000	1,85,12,545
Share of Bengal	1,029	1,033	907	1,098	1,634	3,06,470	2,78,360	1,75,580	2,31,992	4,14,730
" Bombay	6,887	12,721	42,309	49,661	52,096	18,15,270	28,46,520	86,40,493	1,11,73,742	1,39,75,706
" Sind	1,376	2,305	4,303	105	..	3,38,170	5,03,758	9,85,573	24,024
" Madras	538	200	3,277	28,168	31,194	1,89,750	49,260	10,57,522	59,45,168	82,61,279
" Burma	10	1	1,910	310
TOTAL	8,464	15,531	48,798	83,613	86,020	23,13,400	35,11,560	1,04,07,353	1,83,30,475	2,26,98,789
Copra or coconut kernel (H. K.)— United Kingdom	Tons 8,448	Tons 403	Tons 785	Tons 3,520	Tons 1,671	88,31,140	2,22,110	2,94,791	13,58,797	6,87,125
Aden and Dependencies . . .	7	18	6	8	4	5,090	11,190	6,264	6,431	2,283
Mesopotamia*	83	16	16	53,087	8,177	8,700
Bahrein Islands	80	19	23	10	10	20,670	17,030	16,719	12,000	6,920
Straits Settlements (including Labuan)	14	3	4	7	5	3,550	580	550	1,248	1,164
Other British Possessions . . .	1	1	910	730	500	440	315
TOTAL BRITISH EMPIRE	8,500	444	903	3,570	1,706	98,61,360	2,51,640	3,71,911	18,82,093	7,05,507
Norway	1	625	580	3,12,520
Denmark	1,850	6,51,891	..
Germany	126	4,372	1,279	49,028	15,52,231	5,27,158
Netherlands	400	500	948	1,749	..	1,56,170	2,68,890	8,75,326	6,13,974	..
Belgium	300	552	500	1,090	340	1,50,020	3,08,070	2,13,957	3,80,752	1,30,770
France	953	300	100	806	..	5,66,740	1,34,020	36,045	2,90,147	..
Switzerland	189	1,12,620
Italy	200	300	450	606	..	1,12,010	1,03,081	1,46,805	2,46,761
Turkey, Asiatic										
Red Sea	5	7	4,010	6,780
Persian Gulf	137	44	63,130	29,090
Mascat Territory and Trucial Oman	28	16	43	17	12	13,500	10,790	28,508	10,211	9,745
Other Native States in Arabia	1	3	4	4	4	530	1,280	3,610	2,195	2,30
Persia	73	45	50	32	30	44,160	29,480	40,306	24,044	21,201
United States of America— Via Atlantic Coast	55	25,200	30
Other Foreign Countries	60	30	90	45	400
TOTAL FOREIGN COUNTRIES	2,141	2,292	2,071	10,379	2,280	11,57,020	12,12,940	8,60,936	36,72,355	9,47,565
Share of Bengal	1	600	60	240	..	110
" Bombay	3,231	137	183	76	71	18,44,330	89,170	1,31,582	53,755	46,323
" Sind	53	13	25	10	4	30,360	8,340	16,263	54,6	3,616
" Madras	7,344	2,582	2,762	13,858	3,906	31,39,350	13,56,050	10,83,292	49,93,500	16,91,829
" Burma	12	4	4	7	5	2,790	990	550	1,248	1,164
TOTAL	10,641	2,736	2,974	13,949	3,986	50,18,380	14,54,550	12,31,917	50,54,448	16,53,072

* Included in Turkey, Asiatic prior to 1921-22.

GENERAL EXPORTS

(710)

INDIAN MERCHANDISE

No. 14—continued

ARTICLES, AND COUNTRIES OF FINAL DESTINATION; ALSO SHARE OF EACH PROVINCE	QUANTITY					VALUE				
	1919-20	1920-21	1921-22	1922-23	1923-24	1919-20	1920-21	1921-22	1922-23	1923-24
Grains—continued						R	R	R	R	R
Wheat—continued										
Non-essential—continued										
Cotton (H. K.)— United Kingdom . . .	Tons 244,366	Tons 98,356	Tons 87,764	Tons 181,554	Tons 143,438	3,59,44,820	1,01,44,230	98,77,766	1,95,15,589	1,09,20,699
Malta and Gozo	10	29	1,200	7,070	..
Aden and Dependencies . . .	299	362	218	1	27	60,300	59,960	54,318	140	5,409
Ceylon	1,058	891	1,057	928	830	1,50,840	1,16,200	1,25,709	1,22,995	1,12,301
Straits Settlements (includ- ing Labuan)	57	158	31	29	17	9,090	21,690	3,925	4,182	2,560
Egypt*	1	400	—	220	44,000	—
Other British Possessions . . .	3	7	7	5	1	590	840	912	626	168
TOTAL BRITISH EMPIRE	245,783	99,709	89,988	182,946	149,313	3,81,65,580	1,03,49,080	1,00,64,050	1,96,95,511	1,70,50,137
Germany	100	500	..	18,000	4	..	56,562
Belgium	2,891	..	50	3,80,950	..	5,875
France	26	1	..	215	..	3,780	230	..	24,005	24
Mascat Territory and Trucial Oman	31	18	62	28	54	8,610	1,930	6,687	2,919	5,647
Persia	16	5	22	..	4	2,100	600	1,957	..	551
Korea	2,991	1,86,145
Japan	8	10	..	1,210	61	..
Other Foreign Countries . . .	2	7	..	3	2	210	1,130	..	412	185
TOTAL FOREIGN COUNTRIES	2,966	131	3,133	246	569	3,90,700	21,990	2,01,878	27,487	62,969
Share of Bengal	2,668	365	190	634	1,149	3,40,160	27,850	12,247	58,344	33,026
Bihar and Orissa	21	3,030
Bombay	154,812	81,167	86,842	169,462	118,408	2,15,18,760	79,35,900	97,98,889	1,83,30,563	1,31,42,729
Sind	86,658	17,588	1,256	12,441	35,666	1,32,47,660	23,05,650	1,67,706	12,54,016	38,07,988
Madras	5,311	775	808	642	567	8,49,700	95,550	84,911	77,864	66,037
Burma	5	3,127	13	68	..	300	2,02,175	2,212	5,946
TOTAL	248,749	99,900	92,221	183,192	149,873	3,65,56,280	1,03,64,950	1,02,65,928	1,97,22,998	1,71,13,106
Groundnuts (H. K.)—										
United Kingdom	Tons 7,920	Tons 28,596	Tons 7,891	Tons 11,078	Tons 15,987	30,10,960	64,75,990	21,96,799	32,12,140	44,30,281
Cyprus	98	27,850
Aden and Dependencies . . .	68	94	71	61	63	21,010	29,900	25,402	18,893	18,295
Mesopotamia	—	—	29	12	21	—	—	5,875	2,430	6,195
Bahrein Islands	21	16	14	4	9	7,110	5,430	5,293	1,636	3,547
Ceylon	239	275	233	237	225	50,090	68,790	35,807	40,133	39,351
Straits Settlements (includ- ing Labuan)	761	181	17	2	120	2,19,940	41,230	3,200	490	14,774
Hongkong	464	1,309	59	1,20,730	2,15,580	7,398
Egypt*	620	59	1,381	142	—	1,81,640	18,910	4,87,950	47,230	—
Natal	25	..	200	..	15	6,360
Mauritius and Dependencies	41	7	30	51	..	6,750	2,250	9,708	18,370
Seychelles	4	4	1	5	120	1,310	995	955	1,600
Other British Possessions	1	..	1	..	150	800	..	315	..
TOTAL BRITISH EMPIRE	10,177	25,636	9,647	11,568	16,504	36,39,000	68,94,890	27,06,571	33,34,005	45,46,171
Sweden	44	19,200
Norway	200	10	67,500
Denmark	1,100	3,10,100
Germany	2,002	23,702	24,656	10,852	..	4,10,440	64,69,637	71,58,577	31,86,536
Netherlands	905	400	6,765	13,478	14,728	3,18,180	94,920	17,97,480	38,26,190	42,15,220
Belgium	9,765	20,156	23,290	10,409	6,500	37,95,580	54,40,840	67,84,876	31,23,912	18,73,661
France	76,425	39,210	149,200	178,719	191,446	2,92,96,390	1,08,28,380	8,88,57,622	5,00,49,738	5,35,08,737
Spain	150	1,576	3,760	2,444	6,384	53,310	4,40,410	9,46,895	6,79,788	15,31,369
Switzerland	189	1,503	100	200	..	75,000	4,21,430	24,600	56,000	..
Italy	12,064	11,207	17,407	23,513	8,620	42,66,720	31,22,080	44,36,372	67,04,267	33,60,486
Austria	1,300	1,260	704	3,73,595	3,77,799	2,13,840
Hungary	227	1,870	81,450	7,14,000
Greece	887	2,41,010
Roumania	10	11,600
Turkey, European	1,422	3,93,410
Turkey, Asiatic Levant and Black Sea	72	13	—	—	—	16,410	3,500	—	—	—
Red Sea	46	58	—	—	—	31,990	26,800	—	—	—
Persian Gulf	85	32	—	—	—	24,740	7,410	—	—	—
Syria	—	—	115	249	13	—	—	30,567	80,813	4,637
Mascat Territory and Trucial States in Arabia	62	78	78	45	43	14,080	21,560	24,178	12,097	11,447
Other Native States in Arabia	49	10	84	72	40	16,100	6,190	33,778	25,024	13,452
Parsi	53	54	36	15	21	13,120	13,970	8,991	3,173	4,019
Java	303	38,191

* Shown as a Foreign country from 1923-24.

† Included in Turkey, Asiatic prior to 1921-22.

No. 14—continued

ARTICLES, AND COUNTRIES OF FINAL DESTINATION; ALSO SHARE OF EACH PROVINCE	QUANTITY					VALUE				
	1919-20	1920-21	1921-22	1922-23	1923-24	1919-20	1920-21	1921-22	1922-23	1923-24
Seeds—continued						R	R	R	R	R
Oil Seeds—continued										
Non-essential—continued										
Groundnuts (II. K)—continued	Tons	Tons	Tons	Tons	Tons					
Japan	1	50	160
Egypt*	—	—	—	—	24	—	—	—	—	6,470
Tripoli	100	25,104
Argentine Republic (includ- ing the Atlantic Coast of Patagonia)	750	2,24,730	..
Other Foreign Countries . .	8	..	4	690	480	1,853	185	..
TOTAL FOREIGN COUNTRIES	101,658	78,379	220,244	255,810	240,481	3,86,70,070	2,16,21,020	5,98,53,128	7,23,27,239	6,73,21,900
Share of Bengal	3,824	41	..	20	14	11,07,370	7,830	..	6,600	4,037
“ <i>Bombay</i>	36,333	72,740	26,372	42,628	32,698	1,07,31,670	42,16,360	76,44,264	1,30,60,756	93,20,297
“ <i>Sind</i>	133	98	89	73	55	32,690	20,780	18,823	15,030	11,721
“ <i>Madras</i>	70,130	86,166	208,927	224,629	223,962	2,41,47,280	2,31,86,400	5,40,55,538	6,35,66,698	6,25,09,888
“ <i>Burma</i>	1,015	4,970	3	34	316	2,90,760	10,36,200	1,074	12,157	30,788
TOTAL	111,735	104,015	235,891	207,384	257,045	4,23,09,670	2,85,15,910	6,26,10,690	7,56,01,244	7,18,70,131
Linseed (II. K)—	Tons	Tons	Tons	Tons	Tons					
United Kingdom	168,220	135,662	82,746	141,298	181,336	7,09,20,170	4,47,51,510	2,04,32,245	3,81,71,902	4,00,25,811
Aden and Dependencies . .	1	2	5	730	1,300	2,464
Ceylon	9	2	7	9	8	8,490	1,030	1,246	2,081	2,203
Hongkong	2	..	7	480	..	2,106
Egypt*	1,393	..	—	2,94,185	50	—
Natal	7	..	210	5	5	2,100	..	57,520	1,360	1,202
Mauritius and Dependenc- ies	11	0	9	19	8	5,250	3,170	3,091	6,605	2,444
Western Australia	2	2	1	..	12	820	760	280	..	3,264
South Australia (including Northern Territory)	450	800	1,550	2,198	..	1,41,150	1,77,771	4,08,114	5,60,274
Victoria	3	1,184	1,230	3,15,784
New South Wales	6,244	13,220	10,940	10,445	9,982	22,08,970	39,70,850	26,66,588	27,74,109	25,68,295
Queensland	1	5	3	12	..	810	1,050	1,050	3,241
<i>Australian Commonwealth (Total)</i>	<i>6,249</i>	<i>13,673</i>	<i>11,746</i>	<i>11,993</i>	<i>13,388</i>	<i>22,11,020</i>	<i>41,13,070</i>	<i>27,45,698</i>	<i>31,83,273</i>	<i>34,50,668</i>
New Zealand (including Nauru and Br. Samoa)	4	1	1,640	273
Other British Possessions . .	2	..	1	610	480	415	446	629
TOTAL BRITISH EMPIRE	174,509	140,348	96,119	153,327	194,753	7,25,51,010	4,88,70,510	2,36,37,344	4,18,04,707	5,04,94,735
Norway	300	75,642
Germany	1,523	1,215	3,260	2,840	7,249	5,76,040	3,37,450	8,82,964	8,10,468	10,04,030
Netherlands	200	9,250	7,941	26,460	..	57,260	21,02,571	21,45,981	60,25,796
Belgium	26,660	17,748	20,676	22,223	28,107	1,04,15,240	55,92,040	49,68,817	50,80,535	73,20,102
France	41,287	13,958	30,982	49,616	78,429	1,77,29,820	46,21,010	70,39,273	1,32,42,745	2,05,65,688
Spain	525	1,346	3,964	6,440	..	1,73,650	3,63,892	10,81,920	17,55,055
Portugal	3,500	8,78,812	..
Switzerland	541	850	30	25	50	2,10,640	1,24,520	7,275	8,000	13,000
Italy	7,874	5,096	11,640	30,544	25,626	81,78,110	16,69,510	31,44,980	70,41,073	68,97,640
Austria	15	5,850
Hungary	1,170	3,08,828
Greece
Turkey Asiatic										
Levant and Black Sea . . .	3	..	—	—	—	1,770	..	—	—	—
Red Sea	1	..	—	—	—	380	340	—	—	—
Egypt*	—	—	—	—	94	—	—	—	—	26,344
Japan	100	15	..	27,876
United States of America— <i>Yd Atlantic Coast</i>	200	300	54,500	81,000	31
Other Foreign Countries . .	2	570	160	650	725	398
TOTAL FOREIGN COUNTRIES	77,906	39,082	77,394	120,953	174,024	3,21,18,420	1,25,66,930	1,94,64,777	3,21,71,268	4,58,10,924

* Shown as a Foreign country from 1923-24

GENERAL EXPORTS

(712)

INDIAN MERCHANDISE

No. 14—continued

ARTICLES, AND COUNTRIES OF FINAL DESTINATION; ALSO SHARE OF EACH PROVINCE	QUANTITY					VALUE				
	1919-20	1920-21	1921-22	1922-23	1923-24	1919-20	1920-21	1921-22	1922-23	1923-24
Seeds—continued										
Oil seeds—continued										
<i>Non-essential—continued</i>										
Linseed (II. K)—continued	Tons	Tons	Tons	Tons	Tons					
Share of Bengal	138,150	105,105	119,840	158,490	218,872	5,71,41,370	3,36,71,940	2,86,24,637	4,23,67,073	5,59,07,471
" Bombay	103,284	70,416	52,656	108,567	149,204	4,31,40,850	2,37,54,990	1,40,84,909	2,94,19,279	4,01,35,725
" Sind	10,980	12,890	1,002	7,313	701	43,87,090	40,10,510	2,91,700	17,49,623	1,71,463
" Madras	35
" Burma	1	..	6	120	..	840
TOTAL	262,415	188,440	178,508	274,280	368,777	10,46,69,430	6,14,37,440	4,30,02,121	7,35,35,075	9,62,14,659
Mowra or Mowra (II. K)—	Tons	Tons	Tons	Tons	Tons					
United Kingdom	800	400	522	1,51,750	64,000	120	13	88,755
Other British Possessions	1	80	130	..	19
TOTAL BRITISH EMPIRE	800	400	1	..	522	1,51,750	64,080	250	13	88,774
Germany	195	14,823	3,101	39,875	21,30,446	5,24,804
Netherlands	800	53,601
Belgium	327	3,400	714	5,060	1,375	78,460	5,73,960	1,14,370	7,02,688	3,42,148
France	828	1,261	..	4,761	1,954	1,84,440	2,05,880	..	7,04,792	3,57,427
Italy	255	69,780
United States of America— <i>Via Atlantic Coast</i>	5	675	..
TOTAL FOREIGN COUNTRIES	1,410	4,601	909	24,149	7,220	3,32,680	7,79,790	1,51,245	35,44,601	12,78,080
Share of Bengal	255	..	1	180	..	69,730	30	250	28,696	19
" Bombay	1,956	5,061	909	23,211	7,555	4,74,650	8,43,790	1,54,245	31,01,700	13,33,128
" Sind	482	29	76,064	4,568
" Madras	276	168	38,754	29,139
TOTAL	2,210	5,061	910	24,149	7,752	4,84,380	8,43,820	1,54,495	35,44,614	13,60,854
Mustard (II. K)—	Tons	Tons	Tons	Tons	Tons					
United Kingdom	60	..	10	1	15	29,500	..	2,497	453	5,300
Mesopotamia *	—	—	2	5	..	—	—	972	1,565	125
Ceylon	184	238	118	64	30	66,340	70,540	38,177	16,434	7,690
Straits Settlements (Includ- ing Labuan)	101	80	96	101	61	32,220	28,390	26,641	27,512	16,750
Natal	9	3	3	44	10	3,030	1,450	1,985	13,041	4,589
Kenya Colony	2	..	4	1	1	1,050	660	1,447	1,845	1,560
Tanganyika Territory	1	140	80	490	490	1,190
Mauritius and Dependencies	7	35	26	43	35	2,830	10,780	8,763	11,649	10,240
Other British Possessions	3	2	4	..	8	950	1,300	1,776	1,313	1,884
TOTAL BRITISH EMPIRE	366	356	262	259	155	1,35,960	1,08,200	82,668	73,802	40,317
Germany	3	110	800	662	34,300	1,08,280
Netherlands	10	30	75	3,600	9,200	27,467
Belgium	210	130	90	265	311	1,20,020	51,670	23,581	87,228	95,278
France	2,198	736	370	3,071	3,176	12,54,700	8,08,680	1,12,440	9,70,300	10,63,903
Switzerland	10	11	15	35	..	7,070	4,330	5,508	11,534	..
Italy	106	20	..	83,840	6,416
Portuguese East Africa	3	6	1	1	..	1,710	3,380	507	653	310
United States of America— <i>Via Atlantic Coast</i>	79	21	..	25	55	33,970	10,320	..	6,625	21,749
Other Foreign Countries	4	2	1	2	3	2,170	1,140	643	577	679
TOTAL FOREIGN COUNTRIES	2,504	1,012	490	3,559	3,046	14,10,650	4,13,360	1,46,950	11,20,417	13,24,082
Share of Bengal	325	128	118	171	290	1,21,010	34,320	32,458	43,367	70,720
" Bombay	2,357	1,086	584	3,589	3,768	13,69,770	4,43,430	1,83,445	11,36,304	12,91,159
" Sind	17	4	10	60	..	3,221	941
" Madras	188	154	47	39	40	64,720	43,860	12,952	10,397	10,579
" Burma	3	2	760	734	..
TOTAL	2,870	1,368	752	3,818	4,102	15,55,510	5,21,560	2,29,618	11,94,210	13,73,399

* Included in Turkey. Admittance value in 1923-24

No. 14—continued

ARTICLES, AND COUNTRIES OF FINAL DESTINATION; ALSO SHARE OF EACH PROVINCE	QUANTITY					VALUE				
	1919-20	1920-21	1921-22	1922-23	1923-24	1919-20	1920-21	1921-22	1922-23	1923-24
Seeds—continued						R	R	R	R	R
Oil seeds—continued										
Non-essential—continued										
Niger (II. K)—	Tons	Tons	Tons	Tons	Tons					
United Kingdom	386	45	279	101	241	1,52,000	12,900	81,194	52,843	51,200
Other British Possessions	30	..	74	40	..
TOTAL BRITISH EMPIRE	386	45	279	101	241	1,52,000	12,900	81,268	52,883	51,200
Germany	65	65	768	11,235	14,752	1,07,856
Netherlands	80	21	7,200	5,434
Belgium	10	7	35	2,000	1,980	6,445
France	20	956	1,082	7,760	..	25	1,99,403	2,25,016
Switzerland	10	10	..	10	..	3,000	2,600	..	2,200	..
United States of America— Via Atlantic Coast	16	0	25	5,465	3,269
TOTAL FOREIGN COUNTRIES	30	10	75	1,083	1,016	10,760	2,600	13,285	2,31,000	4,08,20
Share of Bengal	30
.. Bombay	416	55	324	999	345	1,62,790	15,590	90,488	2,30,324	78,809
.. Madras	30	275	1,811	4,065	63,559	3,81,230
TOTAL	416	55	354	1,374	2,156	1,02,820	15,500	94,553	2,83,883	4,00,120
Poppy (II. K)—	Tons	Tons	Tons	Tons	Tons					
United Kingdom	178	11	48	50	..	85,910	7,130	16,139	17,705	186
Aden and Dependencies	2	..	2	1,070	740	657	745	610
Ceylon	10	13	12	10	12	3,560	4,990	4,603	4,355	5,680
Straits Settlements (including Labuan)	42	34	44	84	38	16,720	13,600	15,015	26,980	12,905
Natal	2	1	..	3	2	1,240	1,340	1,240	2,050	2,369
Zanzibar and Pemba	2	1	..	90	320	500	1,245	680
Mauritius and Dependencies	4	1	2	2	2	2,440	600	727	659	947
Other British Possessions	1	420	890	930	581	497
TOTAL BRITISH EMPIRE	230	60	110	150	54	1,11,450	29,170	40,171	54,360	23,922
Sweden	12	3,500
Denmark	131	80	110	41,724	24,600	81,200
Germany	433	170	301	1,39,595	40,700	97,079
Netherlands	355	200	1,14,515	54,525
Belgium	54	..	817	100	5	19,670	..	93,214	80,000	1,863
France	7,187	4,052	5,461	3,484	5,045	33,29,870	14,35,080	17,48,527	10,42,609	15,23,507
Japan	30	60	13	9,216	20,998	3,825
United States of America— Via Atlantic Coast	254	158	..	59	..	2,20,970	1,62,440	..	24,220	..
Other Foreign Countries	1	2	3	610	780	450	1,216	992
TOTAL FOREIGN COUNTRIES	7,495	4,242	6,372	4,308	6,349	35,71,120	15,98,300	20,31,726	13,08,012	17,16,401
Share of Bengal	3,533	434	1,117	123	1,653	16,50,720	1,71,290	3,58,223	38,741	2,78,801
.. Bombay	4,195	3,258	4,838	4,335	5,343	19,99,150	12,45,790	15,34,345	13,23,665	14,69,407
.. Sind	609	527	..	7	..	1,07,140	1,79,262	75	2,087
.. Madras	7	1	2,680	250	66	..	25
TOTAL	7,785	4,302	6,482	4,458	6,403	36,82,570	16,74,470	20,71,897	13,62,781	17,40,323

GENERAL EXPORTS

(714)

INDIAN MERCHANDISE

No. 14—continued

ARTICLES, AND COUNTRIES OF FINAL DESTINATION; ALSO SHARE OF EACH PROVINCE	QUANTITY					VALUE				
	1919-20	1920-21	1921-22	1922-23	1923-24	1919-20	1920-21	1921-22	1922-23	1923-24
Seeds—continued										
Oil seeds—continued										
Non-essential—continued										
Rape (H. K.)—										
	Tons	Tons	Tons	Tons	Tons	R	R	R	R	R
United Kingdom	69,453	20,332	27,866	46,536	60,209	2,04,05,360	58,83,630	69,81,344	99,54,053	1,44,12,783
Ceylon	46	65	139	196	248	10,330	23,240	49,007	67,480	81,198
Straits Settlements (including Labuan)	144	24	21	38	38	52,170	8,410	8,061	14,067	13,170
Hongkong	5	..	5	1,150	..	1,248
Natal	22	20	22	34	18	11,570	13,000	14,316	28,055	10,866
Mauritius and Dependencies	6	1	3	4	4	3,310	520	980	2,865	2,770
Victoria	54	3	52	353	..	15,460	799	11,189	73,152
New South Wales	3	..	2	3	..	880	..	630	830
<i>Australian Commonwealth</i> (Total)	57	3	54	366	..	16,330	798	11,819	73,958
Other British Possessions	1	1	1	1	..	340	590	1,030	550	500
TOTAL BRITISH EMPIRE	69,672	20,500	28,060	46,863	60,878	2,04,89,110	59,45,120	70,56,686	1,00,79,489	1,45,06,523
Sweden	100	20,000	..
Norway	1	300	..	300	650	300	86,000	..	70,750	1,34,250
Germany	24,182	33,526	63,125	71,050	..	70,12,160	73,31,773	1,38,98,360	1,53,67,695
Netherlands	2,789	163	5,318	27,195	30,325	10,40,980	43,300	11,04,871	60,38,060	64,48,205
Belgium	30,368	119,519	45,923	53,960	33,040	1,07,11,270	3,43,62,670	1,06,08,784	1,19,77,999	74,77,756
France	17,371	10,026	7,881	23,356	21,026	64,21,220	29,73,060	21,29,441	62,61,811	47,62,819
Spain	650	150	450	1,60,000	36,000	1,06,125
Switzerland	500	1,53,270
Italy	2,016	8,633	10,169	27,094	81,309	10,28,400	23,30,500	27,57,749	64,09,846	1,80,41,330
Austria	700	900	2,300	1,94,142	2,29,700	5,17,757
Japan	1,470	3,288	20,887	3,34,827	7,64,804	69,30,671
Egypt*	2	343
Argentine Republic (including the Atlantic Coast of Patagonia)	100	24,000	..
Other Foreign Countries	1	3	510	390	140	387	956
TOTAL FOREIGN COUNTRIES	53,146	163,323	105,037	205,068	267,042	1,92,11,770	4,69,61,550	2,46,20,727	4,57,37,777	5,30,87,407
Share of Bengal	2,898	3,628	2,491	3,569	29,629	11,33,890	9,78,070	5,85,788	8,30,380	65,07,462
" <i>Bombay</i>	18,278	34,295	8,606	24,733	47,015	62,74,620	93,70,250	21,77,862	60,35,311	1,04,08,969
" <i>Sind</i>	101,642	145,900	122,000	223,629	260,266	3,16,92,370	4,25,58,350	2,39,13,763	4,39,59,575	5,66,64,939
" <i>Madras</i>	10	2,520
TOTAL	122,818	183,823	133,697	251,931	336,920	3,97,00,880	5,29,06,670	3,16,77,413	5,58,17,266	7,35,83,930
Seasamum (til or jinjil)(H. K.)—										
	Tons	Tons	Tons	Tons	Tons					
United Kingdom	6	78	49	1,630	21,378	16,636	..
Aden and Dependencies	1,823	611	315	114	49	5,01,840	2,18,110	1,05,132	43,462	16,855
Mesopotamia	11	2,965
Bahrain Islands	39	47	25	21	13	16,620	18,760	9,203	7,457	4,293
Ceylon	818	829	1,422	1,672	1,741	1,12,070	2,03,480	4,43,110	5,10,280	5,71,778
Straits Settlements (including Labuan)	6	113	58	95	10	2,920	40,990	16,295	28,009	5,144
Federated Malay States	5	7	3	1,160	2,400	900	..	50
Egypt*	200	..	53	198	..	88,840	..	13,050	78,057	..
Natal	2	10	..	60	80	2,005	2,922	316
Zanzibar and Pemba	28	9,400	..
Mauritius and Dependencies	..	12	2,280
Other British Possessions	30	60	48	90	36
TOTAL BRITISH EMPIRE	1,891	1,625	1,965	2,187	1,822	7,18,530	5,47,790	6,14,596	6,06,313	5,98,472
Sweden	200	64,000
Denmark	926	500	2,77,515	1,60,000
Germany	223	3,416	200	63,900	10,28,330	64,000
Netherlands	285	..	3,452	1,300	300	1,06,460	..	11,09,884	4,06,427	90,007
Belgium	4,837	1,550	1,975	2,425	..	25,13,790	6,21,870	5,75,457	7,19,441	..
France	20,224	703	2,791	6,432	4,981	90,12,990	2,52,680	8,17,859	26,69,981	18,89,508
Spain	100	80,000
Switzerland	3,822	500	19,67,640	2,08,000
Italy	15,178	5,652	10,687	11,083	855	76,25,340	23,44,580	32,81,801	32,22,744	2,67,277
Austria	8,550	4,660	145	25,20,976	15,35,278	46,137
Hungary	1,942	738	10,16,290	2,37,720
Greece	641	325	60	1,97,651	1,07,951	18,000

* Shown as a Foreign country from 1923-24.

No. 14—continued

ARTICLES, AND COUNTRIES OF FINAL DESTINATION; ALSO SHARE OF EACH PROVINCE	QUANTITY					VALUE				
	1919-20	1920-21	1921-22	1922-23	1923-24	1919-20	1920-21	1921-22	1922-23	1923-24
	Tons	Tons	Tons	Tons	Tons	R	R	R	R	R
Seeds—continued										
Oil seeds—continued										
Non-essential—continued										
Sesamum (oil or linlin) (II. K) —continued										
Turkey, European . . .	292	1,38,220
Turkey, Asiatic
Levant and Black Sea . .	63	22,800
Red Sea	172	889	75,020	3,07,970
Persian Gulf	28	5	9,710	1,770
Syria	70	142	22,890	61,367	60
Mascat Territory and Tru- cial Oman	26	26	9	17	11	10,590	9,840	3,438	6,553	3,659
Other Native States in Arabia	608	171	649	497	375	2,05,740	60,080	2,32,409	1,73,570	1,37,106
Persia	64	22	43	27	4	27,020	10,780	12,823	9,616	2,297
Japan	1	560
Egypt*	84	25,460
Italian East Africa . . .	4	..	8	750	..	3,000
United States of America— Vid Atlantic Coast . . .	4	2,100	..	110	10	..
Other Foreign Countries	164	..
TOTAL FOREIGN COUNTRIES	47,435	10,207	29,133	34,249	7,715	2,27,24,480	41,15,750	88,72,038	1,02,08,980	22,67,561
Share of Bengal	1,216	376	184	303	196	4,90,760	1,30,570	41,920	79,586	50,674
" <i>Bombay</i>	44,849	10,817	24,816	27,579	3,898	2,16,89,390	42,86,970	75,04,029	65,89,956	86,79,511
" <i>Sind</i>	631	403	4,034	3,000	352	2,76,450	1,74,680	11,66,110	20,59,048	1,06,843
" <i>Madras</i>	2,631	221	2,064	547	91	10,86,410	65,210	7,74,609	1,74,440	29,015
" <i>Burma</i>	15	..	7	6,110	..	2,270	..
TOTAL	49,326	11,832	31,098	36,438	9,637	2,34,43,010	46,63,540	94,86,674	1,09,05,290	28,60,033
Pea (II. K)—	Tons	Tons	Tons	Tons	Tons					
Ceylon	17	10	3	..	1	33,760	24,430	10,315	..	2,800
Straits Settlements (Includ- ing Labuan)	9	..	50	..	48	39,078
Kenya Colony	510	..	550	1,120
Other British Possessions	750	150	150	105	25
TOTAL BRITISH EMPIRE	17	10	3	..	10	34,510	25,140	10,465	703	43,023
Persia	1	2,503
Sumatra	14	22	14	5	2	66,700	80,460	58,025	23,500	4,035
Java	12	12	1	7	37	44,690	58,940	5,838	30,320	1,62,897
Portuguese East Africa	5	1,500	10,037
Other Foreign Countries	150	450
TOTAL FOREIGN COUNTRIES	26	34	16	12	44	1,11,300	1,39,540	66,813	55,320	1,76,560
Share of Bengal	43	43	19	12	51	1,45,750	1,61,270	77,113	53,973	2,05,295
" <i>Bombay</i>	3	..	610	150	2,050	14,297
" <i>Madras</i>	1	150	8,900	15
TOTAL	43	44	19	12	54	1,46,900	1,64,680	77,278	55,023	2,19,592
Other sorts (II. K)—	Tons	Tons	Tons	Tons	Tons					
United Kingdom	357	352	146	19,419	7,867	1,13,320	31,160	33,409	25,90,920	11,46,705
Aden and Dependencies	3	380	112	1,468	282
Mesopotamia†	3	..	2	1,250	..	275
Straits Settlements (Includ- ing Labuan)	2	2	5	10	100	808	1,505	1,310
Other British Possessions	2	..	2	40	110	850	814	..
TOTAL BRITISH EMPIRE	357	352	153	19,424	7,876	1,13,370	31,750	36,429	25,94,707	11,50,732
Sweden	150	22,125	..
Germany	26	502	4,044	70,250
Netherlands	260	130	37,243	10,998
Belgium	10	1,350
France	10	..	47	101	180	3,120	..	4,012	14,824	28,307
Italy	59	8,375
Turkey, Asiatic
Red Sea	4	2,850

* Shown as a foreign country from 1923-24.

† Included in Turkey, Asiatic prior to 1921-22.

GENERAL EXPORTS

(716)

INDIAN MERCHANDISE

No. 14—continued

ARTICLES, AND COUNTRIES OF FINAL DESTINATION; ALSO SHARE OF EACH PROVINCE	QUANTITY					VALUE				
	1919-20	1920-21	1921-22	1922-23	1923-24	1919-20	1920-21	1921-22	1922-23	1923-24
Seeds—continued						R	R	R	R	R
Oil seeds—continued										
Non-essential—continued										
Other sorts (II. K)—continued	Tons	Tons	Tons	Tons	Tons					
Maskat Territory and Trucial Oman	..	1	1	480	300	178	1,175
Other Native States in Arabia	7	2	..	10	435	4,045	2,095
Philippine Islands and Guam	2	10	950	1,200
Egypt*	24	4,852
Other Foreign Countries	..	3	..	1	2	..	1,050	165	460	927
TOTAL FOREIGN COUNTRIES	10	8	48	547	910	3,120	4,390	5,812	82,769	1,35,529
Share of Bengal	2	149	100	60	..	1,130	19,353
" <i>Bombay</i>	360	76	172	15,366	7,844	1,12,710	19,270	36,880	19,61,548	11,39,964
" <i>Sind</i>	..	24	4	1,996	780	..	6,340	1,490	3,19,408	1,24,698
" <i>Madras</i>	7	260	25	2,607	13	3,680	10,470	3,866	3,95,390	2,256
" <i>Burma</i>	5
TOTAL	367	360	201	10,971	8,786	1,16,490	36,140	42,241	26,77,476	12,86,261
Total Seeds, non-essen- tial—	Tons	Tons	Tons	Tons	Tons					
United Kingdom	503,039	286,205	219,239	419,843	440,066	13,48,50,470	6,91,60,380	4,24,08,770	7,82,87,250	8,86,32,256
Malta and Gozo.	10	29	1,200	7,979	..
Cyprus	98	27,850
Aden and Dependencies	1,703	1,089	620	187	143	5,90,980	3,22,260	1,98,311	71,569	44,043
Mesopotamia†	128	38	39	64,429	12,376	15,782
Bahrain Islands	91	62	67	48	33	44,410	41,270	31,905	21,483	13,826
Ceylon	1,871	2,322	2,991	3,116	3,104	4,86,650	5,73,220	7,08,196	7,63,878	8,24,810
Straits Settlements (includ- ing Labuan)	1,130	591	282	361	312	3,37,970	1,51,990	77,056	1,05,800	1,08,403
Federated Malay States	8	14	6	1	..	1,700	3,250	1,460	638	184
Hongkong	464	1,370	7	..	71	1,20,830	2,45,960	2,048	198	11,007
Egypt*	821	60	2,828	740	..	2,06,220	19,830	7,95,405	1,69,394	..
Natal	41	24	237	96	60	18,330	16,120	77,128	48,093	25,917
Zanzibar and Pemba	4	1	5	29	..	1,640	1,270	2,125	11,885	2,400
Kenya Colony	4	1	6	2	2	2,010	2,350	2,673	3,038	3,410
Tanganyika Territory	1	170	120	460	510	1,270
Mauritius and Dependencies	28	110	62	98	100	13,680	26,290	18,975	30,621	34,811
Seychelles	1	4	4	1	5	180	1,340	1,035	955	1,920
Western Australia	2	2	1	..	12	820	760	280	..	3,294
South Australia (including Northern Territory)	..	450	800	1,550	2,198	..	1,41,150	1,77,771	4,08,114	5,60,274
Victoria	3	644	305	374	2,376	1,230	2,07,360	68,523	75,697	6,18,979
New South Wales	6,244	13,223	10,940	10,447	9,985	22,08,970	39,71,730	25,66,674	27,74,739	25,69,131
Queensland	..	1	5	3	12	..	310	1,059	1,050	8,266
Australian Commonwealth (Total)	6,249	14,320	12,051	12,374	14,583	22,11,020	43,21,330	28,04,307	32,59,500	37,63,944
New Zealand (including Nauru and Br. Samoa)	4	1	1	1,640	370	273
Other British Possessions	3	180	500	545	417	1,332
TOTAL BRITISH EMPIRE	515,551	300,194	288,543	486,968	458,523	13,89,25,910	7,48,87,340	4,71,06,025	6,27,95,084	9,34,85,236
Sweden	46	250	212	21,140	48,125	67,500
Norway	7	1,121	..	300	950	3,340	4,66,020	..	70,750	2,09,892
Denmark	131	2,955	1,710	41,724	9,54,006	5,01,300
Germany	1,523	27,499	61,588	113,503	96,279	5,76,040	77,72,950	1,40,90,708	2,67,84,933	2,21,05,415
Netherlands	4,288	1,263	25,773	52,338	72,538	16,80,610	4,64,370	64,93,732	1,31,90,790	1,80,37,349
Belgium	75,812	163,766	97,946	103,782	77,021	2,82,71,170	4,71,04,490	2,42,91,515	2,48,17,043	1,90,28,784

* Shown as a Foreign country from 1923-24.
† Included in Turkey, Asiatic prior to 1921-22.

No. 14—continued

ARTICLES, AND COUNTRIES OF FINAL DESTINATION; ALSO SHARE OF EACH PROVINCE	QUANTITY					VALUE				
	1919-20	1920-21	1921-22	1922-23	1923-24	1919-20	1920-21	1921-22	1922-23	1923-24
	Tons	Tons	Tons	Tons	Tons	R	R	R	R	R
Seeds—continued										
<i>Oil seeds—concluded</i>										
<i>Non-essential—concluded</i>										
<i>Total Seeds, non-essential</i>										
--continued										
France	166,554	71,425	204,428	295,655	326,603	6,80,37,950	2,10,14,990	5,31,08,577	7,00,97,660	8,85,30,510
Spain	150	2,301	7,256	8,314	15,124	53,840	6,02,110	17,77,589	21,86,511	38,77,073
Portugal	3,500	8,78,812	..
Switzerland	4,947	2,875	145	270	50	23,75,970	9,14,440	30,783	77,734	13,000
Italy	41,192	32,802	52,853	100,694	122,853	1,71,07,580	1,00,61,050	1,42,46,528	2,02,77,646	2,03,74,981
Austria	2,186	2,608	10,550	6,826	3,149	11,03,930	9,51,720	30,88,718	21,42,837	7,77,709
Hungary
Roumania	40	11,600
Greece	984	..	681	425	1,430	2,67,880	..	2,05,651	1,27,951	3,81,828
Turkey, European	1,715	5,21,630	10
Turkey, Asiatic
Levant and Black Sea	123	13	42,980	3,500
Red Sea	231	917	1,16,430	4,09,910
Persian Gulf	249	88	1,19,330	39,020
Syria	285	301	18	78,467	1,32,180	4,087
Makat Territory and Trucial Oman	138	140	193	103	121	42,340	45,260	68,177	32,335	31,979
Other Native States in Arabia	500	194	637	586	421	2,22,780	67,710	2,71,304	2,08,885	1,55,091
Persia	208	128	152	74	59	86,980	55,260	66,837	36,938	20,158
Sumatra	14	22	16	5	2	66,700	80,450	58,885	23,500	4,635
Java	12	14	305	8	42	44,690	59,240	44,118	30,670	1,53,823
Siam	1	5	..	1	2	400	1,480	240	629	785
Indo-China (including Cochin- China, Cambodia, Annam, Tonkin and French leased territories in China)	50	10,250
Philippine Islands and Guam	2	10	920	1,200
Korea	2,991	1,86,145
Japan	2	1,508	3,348	27,336	80	680	3,45,528	7,85,969	90,51,133
Egypt*	22	62,760
Tripoli	100	25,104
Portuguese East Africa	4	6	1	1	5	1,930	3,500	801	2,509	19,526
Reunion	1	1	940	330	863	1,037	525
Italian East Africa (Somal- land and Eritrea)	5	..	8	3	..	1,230	..	3,086	515	..
United States of America— Via Atlantic Coast	1,283	3,999	20,815	33,429	35,739	5,11,650	9,97,970	46,49,769	71,96,153	95,45,403
Argentine Republic (includ- ing the Atlantic Coast of Patagonia)	850	2,48,736	..
Other Foreign Countries	3	..	2	980	830	1,255	80	30
TOTAL FOREIGN COUNTRIES	392,250	311,287	468,364	727,518	781,898	12,12,41,880	9,11,98,740	12,41,67,679	18,53,60,805	19,89,67,702
<i>Share of Bengal</i>	<i>163,943</i>	<i>111,153</i>	<i>124,867</i>	<i>164,510</i>	<i>253,037</i>	<i>6,23,37,960</i>	<i>3,54,63,050</i>	<i>2,99,08,456</i>	<i>4,37,39,782</i>	<i>6,35,66,731</i>
" Bihar and Orissa	21	3,080
" Bombay	376,374	231,872	249,118	470,115	427,245	11,76,83,470	5,50,83,290	5,79,84,072	9,37,12,937	9,59,26,716
" Sind	200,997	179,101	131,842	268,764	297,970	5,02,66,650	4,96,29,960	3,12,58,901	5,54,18,093	6,09,21,638
" Madras	86,355	90,360	217,938	271,024	261,762	2,94,83,730	2,48,09,970	5,80,06,877	7,52,66,458	7,28,56,827
" Burma	1,038	4,995	3,142	63	383	2,95,980	1093,910	2,05,404	18,617	37,398
TOTAL	817,397	617,481	726,907	1,164,470	1,240,421	26,01,67,790	16,60,51,080	17,18,63,704	26,81,55,887	29,24,52,940
Other than oil seeds (H. K.)—										
United Kingdom	2	12	..	14	153	1,140	5,010	..	6,328	22,319
Aden and Dependencies	7	3,370	690	885	159	290
Mesopotamia	16	11	79	9,357	3,451	22,182
Bahrain Island	1	3	4	1	..	960	1,450	1,765	156	33
Ceylon	12	5	10	13	12	4,460	2,210	4,966	5,009	6,196
Straits Settlements (includ- ing Labuan)	78	27	34	67	206	20,990	10,140	10,585	22,179	49,123
Federated Malay States	5	10	..	30	70	1,000
Egypt*	6	6	..	1	..	2,710	3,230	380	303	..
Mauritius and Dependencies	2	..	5	3	4	660	150	1,105	680	1,945
Other British Possessions	6	1	1	1,750	700	675	875	2,262
TOTAL BRITISH EMPIRE	114	63	70	111	491	36,040	23,550	23,828	39,200	1,05,350

* Shown as a Foreign country for 1923-24.
† Included in Turkey, Asiatic prior to 1921-22.

GENERAL EXPORTS

(718)

INDIAN MERCHANDISE

No. 14--continued

ARTICLES, AND COUNTRIES OF FINAL DESTINATION; ALSO SHARE OF EACH PROVINCE	QUANTITY					VALUE				
	1919-20	1920-21	1921-22	1922-23	1923-24	1919-20	1920-21	1921-22	1922-23	1923-24
Seeds--continued										
<i>Other than oil seeds (H. K)--continued</i>	Tons	Tons	Tons	Tons	Tons	R	R	R	R	R
Germany	5	550	90	1,971	66,901
France	1	..	12	61	..	4,825
Spain	40	8,000
Italy	5	2,250
Turkey, Asiatic
Levant and Black Sea	2	710	410
Red Sea	3	4	1,020	2,430
Persian Gulf	10	13	11,720	6,860
Syria Native States in Arabia other than Maskat Territory and Trucial Oman	2	616	210
Persia	1	..	6	4	3	380	140	2,480	2,684	1,010
Siam	2	1	2	100	..	557	725	1,120
Japan	1	50	220	10,920
Egypt*	11	5,165
United States of America-- Via Atlantic Coast	5	4	10	1,000	2,000	3,840	2,071	6,545	2,52,010
Cuba	5	3,900
Brazil	7	980	4,660
Other Foreign Countries	2	1	2	1	1	1,700	790	1,226	365	668
TOTAL FOREIGN COUNTRIES	86	51	54	25	1,635	24,970	20,670	16,199	14,306	3,46,807
<i>Share of Bengal</i>	15	18	10	8	1,760	10,800	10,180	2,986	1,895	3,62,490
" <i>Bombay</i>	123	61	114	62	64	46,130	31,690	41,711	29,965	37,708
" <i>Sind</i>	5	1	..	12	78	2,380	290	36	3,944	18,900
" <i>Madras</i>	4	2	..	8	1	2,050	950	294	5,049	2,239
" <i>Burma</i>	3	2	..	46	192	350	1,140	..	12,662	41,420
TOTAL	150	84	124	136	2,095	61,010	44,850	45,027	53,516	4,52,157
Total Seeds--	Tons	Tons	Tons	Tons	Tons					
United Kingdom	503,099	286,326	219,303	421,278	441,504	13,46,71,550	6,91,05,020	4,24,35,818	7,87,31,222	8,00,72,290
Malta and Gozo	10	29	1,200	7,079	..
Cyprus	98	27,850
Adon and Dependencies	1,786	1,141	710	319	261	6,34,090	3,51,320	2,47,993	1,53,607	1,10,530
Mesopotamia	172	55	143	85,880	22,207	49,715
Bahrain Islands	97	91	78	55	39	49,270	40,360	39,036	25,517	18,407
Maldives	2	..	4	1	5	390	630	1,305	807	1,390
Ceylon	4,429	4,217	5,089	6,367	6,263	13,58,580	11,73,200	14,76,476	20,20,077	21,22,208
Straits Settlements (including Labuan)	4,585	3,903	3,536	3,742	4,445	13,61,340	11,66,140	11,29,203	13,19,064	12,45,824
Federated Malay States	18	16	35	26	30	2,760	4,130	8,956	9,615	7,188
Hongkong	531	1,406	58	2	83	1,88,440	2,55,840	17,683	2,274	19,837
Egypt*	808	114	2,837	861	..	2,81,990	40,540	8,00,425	2,82,530	..
Cape of Good Hope	6	5	..	2,750	270	490	2,460	1,854
Natal	117	99	339	200	167	88,560	92,600	1,50,184	1,51,715	1,28,571
Zanzibar and Pemba	58	50	70	98	82	36,740	33,130	45,256	63,061	61,650
Kenya Colony	65	52	55	53	60	36,530	35,500	36,482	34,502	40,785
Tanganyika Territory	9	14	14	7,755	11,612	9,327
Anglo-Egyptian Sudan	3	4	1	1,125	1,447	615
Mauritius and Dependencies	178	213	173	255	241	67,730	63,670	56,584	99,645	84,039
Seychelles	2	5	4	1	5	600	1,920	1,505	1,746	2,065
British West India Islands	5	..	2	4	..	2,390	909	1,101	4,290
British Guiana	1	2	..	3	9	370	880	320	1,808	5,588
Western Australia South Australia (including Northern Territory)	2	2	1	..	12	820	760	280	30	3,344
Victoria	20	644	312	402	2,413	6,770	2,07,350	61,457	89,834	6,37,460
New South Wales	6,254	13,220	10,946	10,167	10,024	22,12,280	39,74,710	25,09,149	27,86,259	25,04,867
Queensland	1	5	3	13	..	310	1,200	1,050	3,811
Australian Commonwealth (Total)	6,276	14,326	12,064	12,422	11,661	22,19,570	43,24,320	28,09,956	32,51,510	38,09,779
New Zealand (including Nauru and Br. Samoa)	5	2	1	2,120	1,160	273
Fiji Islands	11	10	24	26	15	5,540	8,140	13,525	12,709	8,300
Other British Possessions	1	1	1	470	1,000	..	816	711
TOTAL BRITISH EMPIRE	622,223	312,039	244,566	445,819	468,994	14,11,82,550	7,06,01,250	4,03,08,324	8,62,53,051	9,58,05,254

ARTICLES, AND COUNTRIES OF FINAL DESTINATION, ALSO SHARE OF EACH PROVINCE	QUANTITY					VALUE				
	1910-20	1920-21	1921-22	1922-23	1923-24	1910-20	1920-21	1921-22	1922-23	1923-24
Seeds—concluded										
<i>Total Seeds—continued</i>	Tons	Tons	Tons	Tons	Tons	R	R	R	R	R
Sweden	46	280	212	21,140	48,125	07,500
Norway	7	1,125	..	800	950	8,340	4,66,020	..	70,750	2,09,802
Denmark	181	2,855	1,710	41,724	9,54,000	5,01,300
Germany	1,523	27,634	62,691	114,572	97,066	5,76,940	78,04,450	1,52,60,582	2,70,26,023	2,24,83,543
Netherlands	4,288	1,923	25,778	52,841	72,552	16,30,810	4,78,380	64,93,732	1,31,99,827	1,80,52,350
Belgium	75,812	163,776	97,946	108,782	77,023	2,82,71,170	4,71,08,510	2,42,91,515	2,48,17,013	1,90,20,184
France	166,554	71,454	204,429	296,411	326,936	6,80,37,950	2,10,20,870	5,31,98,638	7,97,27,215	8,87,81,143
Spain	150	2,801	7,296	8,314	15,124	53,340	6,62,110	17,85,539	21,85,511	38,77,073
Portugal	3,500	8,78,812	..
Switzerland	4,947	2,875	145	270	50	23,75,070	9,14,440	30,783	77,734	13,000
Italy	41,192	32,862	62,858	100,694	123,080	1,71,07,580	1,00,61,950	1,42,46,528	2,62,77,646	2,47,07,267
Austria	10,550	6,881	3,184	30,88,719	21,46,862	7,97,520
Hungary	2,186	2,608	11,03,990	9,51,720
Roumania	40	11,600
Greece	964	..	681	425	1,430	2,67,910	..	2,05,651	1,27,951	3,81,828
Turkey, European	1,715	5,21,630	110	125
Turkey, Asiatic										
Levant and Black Sea	130	18	—	—	—	43,890	3,960	—	—	—
Red Sea	268	950	—	—	—	1,41,160	4,26,370	—	—	—
Persian Gulf	299	131	—	—	—	1,47,230	63,380	—	—	—
Syria	—	—	285	410	58	—	—	73,602	1,49,741	21,037
Maskat Territory and Trucial Oman	301	279	299	237	238	1,46,630	1,49,780	1,36,314	1,09,304	1,18,076
Other Native States in Arabia	574	202	658	621	466	2,30,150	74,490	2,87,102	2,34,264	1,08,247
Persia	216	133	158	80	63	90,780	60,800	71,872	40,469	32,906
Sumatra	14	22	16	6	3	66,700	80,450	59,185	23,800	4,815
Java	180	189	651	264	464	76,120	1,00,780	1,28,654	1,01,037	2,50,046
Siam	12	20	29	14	22	7,140	12,410	17,759	7,802	11,947
Indo-China (including Cochin-China, Cambodia, Annam, Tonkin, and French leased territories in China)	1	51	300	10,560	45	..	13
Philippine Islands and Guam	2	10	80	970	1,200
China (exclusive of Hongkong and Macao)	2	570	1,080	677	558	633
Korea	2,991	1,80,145
Japan	17	9	1,508	8,340	27,880	3,930	3,770	3,45,751	7,87,348	60,63,537
Egypt*	—	—	—	—	455	—	—	—	—	2,24,781
Tripoli	100	25,104
Portuguese East Africa	33	42	29	19	34	19,730	26,390	15,105	20,144	37,857
Madagascar	5	7	5	5	7	2,050	3,670	2,935	3,829	2,370
Réunion	4	8	3	4	4	3,380	2,100	3,693	4,094	2,770
German East Africa †	11	8	—	—	—	6,480	5,380	—	—	—
Italian East Africa (Somaliland and Britera)	5	..	11	3	..	1,230	..	4,136	1,230	1,700
United States of America—										
Via Atlantic Coast	1,816	4,210	20,870	34,794	37,543	5,31,090	10,47,810	46,62,870	80,13,525	1,06,16,033
Pacific "	4	7,094
Cuba	5	3,900
Brazil	1	7	980	5,060	200	..	15
Argentine Republic (including the Atlantic Coast of Patagonia)	650	2,48,736	..
Chile (including the Pacific Coast of Patagonia)	1	74	360	1,03,135
Peru	1	1,978
Bolivia	2	3,287
Other Foreign Countries	2	910	370	336	200	95
TOTAL FOREIGN COUNTRIES	312,765	312,234	490,198	781,214	787,022	12,15,07,670	9,16,46,970	12,46,71,490	18,72,85,311	20,13,66,389
<i>Share of Bengal</i>	<i>156,770</i>	<i>113,706</i>	<i>127,293</i>	<i>167,129</i>	<i>257,926</i>	<i>6,32,32,140</i>	<i>3,59,99,800</i>	<i>3,06,73,473</i>	<i>4,17,11,938</i>	<i>6,47,81,004</i>
" Bihar and Orissa	21	3,080
" Bombay	<i>376,434</i>	<i>234,334</i>	<i>252,579</i>	<i>477,423</i>	<i>434,965</i>	<i>11,87,07,800</i>	<i>5,62,11,810</i>	<i>5,34,66,821</i>	<i>9,73,90,799</i>	<i>9,90,27,404</i>
" Sind	<i>200,121</i>	<i>179,120</i>	<i>131,865</i>	<i>258,817</i>	<i>298,213</i>	<i>5,62,76,980</i>	<i>4,96,37,650</i>	<i>3,12,65,183</i>	<i>5,54,47,094</i>	<i>6,10,32,169</i>
" Madras	<i>88,596</i>	<i>91,881</i>	<i>219,647</i>	<i>272,591</i>	<i>262,531</i>	<i>3,01,20,760</i>	<i>2,52,05,150</i>	<i>5,81,94,258</i>	<i>7,56,97,652</i>	<i>7,30,81,553</i>
" Burma	<i>1,667</i>	<i>5,232</i>	<i>3,330</i>	<i>1,073</i>	<i>1,460</i>	<i>3,92,520</i>	<i>11,61,500</i>	<i>2,63,394</i>	<i>2,99,829</i>	<i>2,46,133</i>
TOTAL	824,988	644,272	734,674	1,177,033	1,255,116	26,26,90,200	16,83,47,920	17,46,69,414	27,53,37,662	29,81,71,843

* Shown as a Foreign country from 1923-24.

† Shown as "Tanganyika Territory" under the British Empire from 1921-23.

GENERAL EXPORTS

(720)

INDIAN MERCHANDISE

No. 14—continued

ARTICLES, AND COUNTRIES OF FINAL DESTINATION; ALSO SHARE OF EACH PROVINCE	QUANTITY					VALUE				
	1919-20	1920-21	1921-22	1922-23	1923-24	1919-20	1920-21	1921-22	1922-23	1923-24
						R	R	R	R	R
Shells and Cowries—										
<i>Cowries (H. S.)—</i>	Cwts.	Cwts.	Cwts.	Cwts.	Cwts.					
United Kingdom	188	250	..	1	23	4,660	8,000	..	15	1,35
Palestine	—	—	..	59	22	—	—	..	1,127	42
Other British Possessions	7	9	15	150	170	30
TOTAL BRITISH EMPIRE	190	250	..	69	60	4,830	8,000	..	1,312	2,07
Turkey, Asiatic		
Levant and Black Sea	107	—	—	—	..	1,820	—	—	—
Persian Gulf	46	..	—	—	—	70	..	—	—	—
Siam	62	51	20	1,010	1,430	380
Other Foreign Countries	32	..	15	74	..	960	..	200	1,095	..
TOTAL FOREIGN COUNTRIES	140	107	15	125	20	2,660	1,820	200	2,525	380
Share of Bengal	330	357	15	163	53	7,520	9,820	200	3,582	1,94
“ Bombay	26	480
“ Madras	1	1	15	30
“ Burma	30	240	..
TOTAL	330	357	15	194	80	7,520	9,820	200	3,837	2,45
<i>Shells (chanks, Sankhli, large ornamental shells, cowries, mother of pearl shells, and oyster shells) (H. S.)—</i>	Cwts.	Cwts.	Cwts.	Cwts.	Cwts.					
United Kingdom	2,333	2,129	2,066	2,031	1,275	96,620	1,00,590	1,57,503	78,770	52,703
Maldives	113	1,090
Straits Settlements (including Labuan)	713	227	511	554	38	8,240	11,030	17,411	13,099	2,033
Hongkong	15	2	..	2	1	1,000	100	..	1,000	60
Egypt*	15	60	—	250	1,270	—
Other British Possessions	1	12	3	2	8	20	400	100	45	430
TOTAL BRITISH EMPIRE	3,062	2,370	4,195	2,655	1,436	1,05,880	1,12,120	1,76,264	94,184	57,216
Japan	44	1	..	16	..	1,400	150	..	800
Other Foreign Countries	6	540
TOTAL FOREIGN COUNTRIES	..	44	7	..	16	..	1,400	690	..	800
Share of Bengal	15	3	170	68	23	1,030	510	6,513	2,318	2,393
“ Bombay	382	13,725
“ Madras	1	12	3	2	8	20	400	100	45	430
“ Burma	3,046	2,399	3,647	2,585	1,420	1,04,830	1,12,510	1,56,616	91,821	56,193
TOTAL	3,062	2,414	4,202	2,655	1,451	1,05,880	1,13,520	1,75,954	94,184	58,016
<i>Tortoise-shell (including nakhli or nakli) (H. S.)—</i>	Lbs.	Lbs.	Lbs.	Lbs.	Lbs.					
United Kingdom	355	366	757	681	701	4,160	8,520	4,860	10,300	7,210
Ceylon	684	638	279	445	380	910	1,040	1,714	2,082	564
Straits Settlements (including Labuan)	450	..	70	6,750	..	50	..
TOTAL BRITISH EMPIRE	1,039	1,454	1,036	1,176	1,081	5,070	11,310	6,574	12,432	7,774
Japan	50	324	600	130	2,300	900	..
Share of Bengal	161	1,500	..
“ Bombay	355	302	262	960	153	4,160	3,170	3,500	7,400	480
“ Sind	112	250
“ Madras	130	722	1,098	535	516	360	1,700	5,374	4,332	7,044
“ Burma	504	430	..	70	..	550	6,770	..	50	..
TOTAL	1,039	1,504	1,360	1,776	1,081	6,010	11,440	8,874	13,332	7,774
Total Value of Shells and Cowries						1,18,410	1,34,760	1,85,028	1,11,353	68,240

No. 14—continued

ARTICLES, AND COUNTRIES OF FINAL DESTINATION; ALSO SHARE OF EACH PROVINCE	QUANTITY					VALUE				
	1919-20	1920-21	1921-22	1922-23	1923-24	1919-20	1920-21	1921-22	1922-23	1923-24
	Cwts.	Cwts.	Cwts.	Cwts.	Cwts.	R	R	R	R	R
Soap (III. V)—										
United Kingdom	9	2	1	1	1	2,020	230	145	105	120
Aden and Dependencies	290	41	24	12	10	5,760	1,250	790	650	730
Mesopotamia *	—	—	6,263	4,820	5,410	—	—	1,85,242	1,41,431	1,57,117
Bahrain Islands	42	..	38	111	3	1,580	..	1,350	3,220	115
Ceylon	16	868	759	164	226	780	47,070	27,531	4,550	6,944
Straits Settlements (including Labuan)	491	160	5	80	9	10,340	2,900	91	3,823	170
Zanzibar and Pemba	20	33	3	37	10	150	300	150	730	1,050
Kenya Colony	12	440	28	190	33	300	11,650	1,615	4,192	1,903
Mauritius and Dependencies	63	25	1,205	1,013
Fiji Islands	100	1	24	10	..	1,000	100	1,000	670
Other British Possessions	18	59	83	19	13	450	1,730	1,408	788	812
TOTAL BRITISH EMPIRE	898	1,709	7,150	5,530	5,759	21,350	67,100	2,18,512	1,63,654	1,70,300
Turkey, Asiatic
Red Sea	78	80	1,400	1,500
Persian Gulf	6,257	2,500	1,57,150	74,700
Maskat Territory and Trucial Oman	229	25	33	68	77	4,800	600	947	2,555	1,947
Other Native States in Arabia	98	..	84	59	7	2,100	..	3,220	1,410	175
Persia	200	73	91	121	111	7,220	2,200	2,443	3,131	4,366
Portuguese East Africa	31	290	37	148	47	670	3,000	2,509	4,285	1,004
Madagascar	35	180	50	460	3,450	1,500
French Somaliland	84	1,540
Other Foreign Countries	21	60	17	31	9	370	1,610	714	1,470	310
TOTAL FOREIGN COUNTRIES	7,093	3,274	312	427	251	1,76,130	87,060	11,333	12,851	8,501
Share of Bengal	116	966	1,549	213	222	3,970	60,000	57,355	10,301	9,271
“ Bombay	3,993	3,509	5,701	5,412	5,617	94,470	90,720	1,66,705	1,59,095	1,67,604
“ Sind	3,428	324	127	161	35	90,170	10,820	3,502	4,081	714
“ Madras	83	46	67	165	73	2,190	1,030	1,559	4,307	1,389
“ Burma	371	138	13	12	9	6,770	1,650	724	311	212
TOTAL	7,991	4,983	7,462	5,963	6,010	1,07,510	1,54,220	2,29,845	1,78,505	1,78,850
Specimens illustrative of Natural Science (II. B)—										
United Kingdom	82,900	58,410	80,277	1,23,048	71,716
Ceylon	5,640	1,520	600	1,761	631
Federated Malay States	1,100	..	202	200	300
Hongkong	80,360	40,300	17,070	1,110	1,350
Egypt †	40	1,400	75	..
Western Australia	30	300
South Australia (including Northern Territory)	1,000	1,600
Victoria	2,350	2,200	142	..	1,311
Tasmania	1,100	120
New South Wales	630	..	200	..	250
Queensland	30	..	55	10
Australian Commonwealth (Total)	3,680	4,300	1,942	55	1,994
Other British Possessions	1,540	1,300	1,140	655	1,359
TOTAL BRITISH EMPIRE	1,84,620	1,15,930	1,02,631	1,26,913	81,349
France	480	13,240	845	1,005	732
Italy	600	100	50	..	1,500
China (exclusive of Hongkong and Macao)	9,640	280	5,050	2,650	210
Egypt †	100
United States of America— Via Atlantic Coast	10,200	15,260	3,245	5,321	31,843
“ Pacific “	100	505	655	..
Other Foreign Countries	160	2,370	1,050	1,825	1,140
TOTAL FOREIGN COUNTRIES	21,080	31,350	11,415	11,350	35,975

* Included in Turkey, Asiatic prior to 1921-22.
† Shown as a Foreign country from 1923-24.

GENERAL EXPORTS

(722)

INDIAN MERCHANDISE

No. 14—continued

ARTICLES, AND COUNTRIES OF FINAL DESTINATION; ALSO SHARE OF EACH PROVINCE	QUANTITY					VALUE				
	1919-20	1920-21	1921-22	1922-23	1923-24	1919-20	1920-21	1921-22	1922-23	1923-24
Specimens illustrative of Natural Science (II. S)— <i>continued</i>						R	R	R	R	R
Share of Bengal	—	—	—	—	—	1,08,500	62,150	24,850	6,014	4,000
„ Bombay	—	—	—	—	—	59,810	56,450	69,542	75,011	72,004
„ Sind	—	—	—	—	—	9,190	9,290	3,470	3,805	6,080
„ Madras	—	—	—	—	—	5,790	11,560	14,022	11,502	19,855
„ Burma	—	—	—	—	—	22,410	7,100	11,862	40,977	14,385
TOTAL	—	—	—	—	—	2,05,700	1,47,280	1,14,046	1,38,269	1,16,324
Spices—										
Bechnuts (I. F)—										
United Kingdom	Cwts. 1,207	Cwts. 185	Cwts. 29	Cwts. ..	Cwts. ..	30,280	3,870	2,115
Aden and Dependencies	433	407	232	382	247	14,560	13,200	10,475	13,777	12,917
Mesopotamia *	—	—	295	84	10	—	—	9,407	2,950	4,915
Straits Settlements (including Labuan)	1	..	232	15	..	40	20	11,101	860
Cape of Good Hope	3	1	2	18	10	180	30	80	1,045	580
Natal	2,676	1,263	1,508	1,689	1,438	1,23,760	56,200	72,838	83,847	85,219
Zanzibar and Pemba	63	72	77	73	101	2,080	2,920	3,400	4,340	5,425
Kenya Colony	312	351	410	337	420	11,290	14,310	18,754	20,131	25,806
Tanganyika Territory	—	—	87	116	119	—	—	3,026	5,029	5,020
Anglo-Egyptian Sudan	—	—	18	21	20	—	—	870	1,070	955
Mauritius and Dependencies	262	90	72	150	27	5,630	2,110	2,975	5,620	1,470
Fiji Islands	54	116	232	90	97	1,090	2,730	5,783	2,266	4,101
Other British Possessions	50	37	23	20	27	2,170	1,590	808	720	1,048
TOTAL BRITISH EMPIRE	5,166	2,475	2,985	3,212	2,811	1,97,050	97,060	1,31,301	1,51,187	1,49,440
France	498	12	3	16,180	420	151
Turkey, Asiatic	151	128	7,050	4,470
Red Sea	288	338	7,750	7,950
Persian Gulf
Makat Territory and Trucial Oman	49	68	28	31	26	1,510	1,550	1,012	1,180	978
Other Native States in Arabia	15	17	84	41	70	650	730	4,415	2,335	3,427
Persia	27	27	53	25	32	810	1,220	1,697	730	1,112
Portuguese East Africa	172	378	146	171	206	6,790	16,289	7,107	7,960	10,159
Madagascar	28	52	61	36	16	1,220	1,950	2,256	2,150	4,165
German East Africa †	48	74	1,860	2,910
United States of America—Via Atlantic Coast	60	..	20	1,400	..	600
Other Foreign Countries	26	17	37	35	25	1,210	630	1,592	1,551	1,451
TOTAL FOREIGN COUNTRIES	1,862	1,111	432	339	375	46,680	38,000	18,830	15,908	21,292
Share of Bengal	445	327	536	163	104	9,120	6,080	16,271	4,056	4,019
„ Bombay	2,556	2,427	2,612	2,619	2,200	1,04,190	96,560	1,26,674	1,27,053	1,11,319
„ Sind	255	297	178	51	54	6,500	7,020	5,102	2,908	1,369
„ Madras	3,241	535	41	679	325	1,23,910	25,500	2,054	33,566	53,976
„ Burma	1	9	3	10	130	68
TOTAL	6,528	3,586	3,417	3,551	3,186	2,13,730	1,35,160	1,50,131	1,67,093	1,70,732
Cardamoms (I. F) —										
United Kingdom	Cwts. 13,068	Cwts. 1,441	Cwts. 776	Cwts. 1,056	Cwts. 2,603	21,50,040	2,85,150	1,38,225	1,82,924	8,49,758
Aden and Dependencies	318	1,164	953	404	332	37,500	1,09,460	1,10,666	58,269	61,120
Mesopotamia *	—	—	212	220	116	—	—	24,043	31,941	14,470
Bahrain Islands	343	688	409	369	432	55,960	1,20,860	78,069	66,624	93,880
Ceylon	252	2	4	..	94	32,160	330	300	..	28,985
Straits Settlements (including Labuan)	120	214	550	132	199	15,350	27,070	42,804	14,595	37,023
Egypt †	350	702	409	59	..	49,500	1,05,350	68,837	13,240	..
Cape of Good Hope	1	..	2	..	3	300	220	1,000
Natal	48	18	43	32	49	5,640	2,170	6,030	4,260	6,270
Zanzibar and Pemba	53	21	45	45	59	6,180	3,570	6,862	7,170	13,100
Kenya Colony	27	40	58	44	42	2,810	7,980	8,302	7,790	10,000
Tanganyika Territory	—	—	8	..	3	—	—	1,325	..	500
Somaliland Protectorate	1	1	14	100	410	2,600
Anglo-Egyptian Sudan	—	—	257	157	186	—	—	35,986	23,315	33,462
Mauritius and Dependencies	17	23	43	31	20	2,990	4,130	6,536	4,809	6,428
Fiji Islands	9	8	9	10	8	1,910	1,300	1,576	1,568	1,335
Other British Possessions	0	5	5	..	4	0	490	1,218	90	546
TOTAL BRITISH EMPIRE	14,616	4,213	3,804	2,651	4,211	23,61,630	6,48,050	5,34,239	4,16,764	11,76,917
Sweden	115	40,415
Norway	44	15,623
Denmark	50	229	11,670	85,431
Germany	437	1,35,933
Netherlands	31	3,100
Belgium	20	72	34	..	23	6,720	10,240	5,472	..	5,270
France	174	65	20,630	11,450	..	5	..

* Included in Turkey, Asiatic, prior to 1921-22.
 † Shown as "Tanganyika Territory" under the British Empire from 1921-22.
 ‡ Showed as a Foreign country for 1923-24.

No. 14—continued

ARTICLES, AND COUNTRIES OF FINAL DESTINATION; ALSO SHARE OF EACH PROVINCE	QUANTITY					VALUE				
	1919-20	1920-21	1921-22	1922-23	1923-24	1919-20	1920-21	1921-22	1922-23	1923-24
Spices - continued										
<i>Cardamoms (I. F.)—continued</i>										
Turkey, Asiatic			10					1,925		
Levant and Black Sea	10	51				1,050	7,450			
Red Sea	100	346				18,440	60,490			
Persian Gulf	230	393				33,230	52,220			
Syria			72	59	115			10,125	10,850	24,300
Armenia				17					3,822	
Mascat Territory and Trucial Oman	305	163	199	141	116	42,040	27,680	25,796	10,709	18,055
Other Native States in Arabia	442	92	577	217	135	50,800	10,320	95,742	38,117	26,530
Persia	284	130	342	101	170	26,100	19,100	49,400	17,815	32,712
Java	24	22	6	5	2	4,210	2,750	950	350	375
Japan			83		4		20	12,449	5	1,765
Egypt					231					61,202
Portuguese East Africa	7	4	5	2	5	910	450	1,100	450	1,400
United States of America— Via Atlantic Coast	307	114	296	290	304	49,000	17,250	36,500	54,300	1,21,250
Pacific					2					145
Other Foreign Countries	5	7	3	1	5	790	1,240	435	40	1,522
TOTAL FOREIGN COUNTRIES	1,908	1,479	1,627	838	2,037	2,84,190	2,26,640	2,39,854	1,45,283	5,70,851
Share of Bengal	1,342	26	58	79	116	3,15,710	6,420	8,910	13,077	45,866
" <i>Bombay</i>	12,100	4,912	4,290	2,735	3,391	17,76,220	6,67,920	6,14,842	4,49,076	11,81,991
" <i>Sind</i>	156	66	3	13	2	28,020	9,530	349	2,100	40
" <i>Madras</i>	2,948	1,570	803	610	753	5,22,270	2,50,870	1,42,722	95,124	2,26,637
" <i>Burma</i>	8	8	277	32	18	600	650	7,290	2,650	1,814
TOTAL	16,554	5,692	5,431	3,489	6,278	26,46,820	8,74,690	7,74,148	6,02,017	17,50,718
Chillicen (I. F.)—										
United Kingdom	215	2,604	2,126	4,107	706	8,940	58,050	60,627	1,50,186	25,069
Aden and Dependencies	1,245	724	957	1,002	815	45,550	21,480	34,258	31,108	23,524
Mesopotamia †			516	121	243			12,859	3,213	6,741
Bahrain Islands	4,797	11	16	36	23	1,61,070	500	1,127	1,192	800
Maldives	22	30	43	15	30	590	600	1,198	238	606
Ceylon	81,411	99,475	98,645	103,471	118,217	30,11,780	22,17,130	26,97,542	31,40,407	30,17,021
Straits Settlements (including Labuan)	22,854	53,806	27,517	38,574	33,021	6,00,270	10,60,570	7,38,201	9,78,412	8,50,505
Federated Malay States	40	79	404	1,676	731	2,060	2,580	12,295	52,325	21,803
Hongkong	40	46	181	104	118	970	770	6,135	5,165	2,957
Cape of Good Hope	12	4	116	57	103	620	90	4,003	3,400	3,210
Natal	33	36	223	1,628	443	3,500	820	14,805	78,225	28,600
Zanzibar and Pemba	97	11	13	28	26	2,320	270	515	740	1,000
Somaliland Protectorate	47	11	6			2,090	460	300		
Mauritius and Dependencies	3,322	1,567	1,504	3,088	1,507	1,25,640	28,770	32,395	93,122	39,431
South Australia (including Northern Territory)			10	30				230	1,173	
Victoria		41	80	372	31		1,000	2,691	15,877	1,281
New South Wales		41	82	226	108		1,000	3,041	9,445	4,250
Australian Commonwealth (Total)		82	172	628	139		2,000	5,971	26,895	6,537
Fiji Islands			3	22				200	1,241	
Other British Possessions	63	83	63	82	49	1,730	1,720	1,923	2,663	1,688
TOTAL BRITISH EMPIRE	114,207	158,621	1,62,695	1,40,639	156,211	39,67,730	34,04,810	36,32,034	45,61,820	40,24,212
Germany				220					5,450	
Turkey, Asiatic										
Red Sea	118	135				4,850	6,110			
Persian Gulf	755	409				25,100	15,180			
Mascat Territory and Trucial Oman	84	135	114	50	92	2,910	3,380	2,648	2,411	2,305
Other Native States in Arabia	875	54	193	269	125	13,080	2,850	2,577	13,812	5,563
Persia	665	141	101	260	241	12,100	4,450	4,544	6,109	6,325
Sumatra			72	95				1,545	400	
Slam	46	79	55	50	121	1,440	1,500	1,297	1,514	2,662
Japan			423					16,948	11	
Portuguese East Africa	75	73	60	150	24	2,310	1,110	2,437	4,111	951
Italian East Africa (Somali- land and Eritrea)	461	50	59	78	89	13,600	1,500	900	2,100	2,225
United States of America— Via Atlantic Coast	300	8,413	9,512	10,145	8,211	11,060	2,83,160	3,43,029	3,21,831	2,85,280
Pacific	100		80	819		3,500		3,120	29,773	
Other Foreign Countries	58	58	50	4	14	1,390	1,550	779	15	400
TOTAL FOREIGN COUNTRIES	2,937	9,547	10,738	12,110	8,917	1,92,780	3,22,250	3,26,893	3,90,816	3,95,711

* Shown as a Foreign country from 1923-24.

† Included in Turkey, Asiatic prior to 1921-22.

GENERAL EXPORTS

(724)

INDIAN MERCHANDISE

No. 14—continued

ARTICLES, AND COUNTRIES OF FINAL DESTINATION; ALSO SHARE OF EACH PROVINCE	QUANTITY					VALUE				
	1919-20	1920-21	1921-22	1922-23	1923-24	1919-20	1920-21	1921-22	1922-23	1923-24
Spices—continued										
<i>Chitties (I. F)—continued</i>										
Share of Bengal	Cwts. 58,194	Cwts. 81,318	Cwts. 68,937	Cwts. 48,458	Cwts. 100,378	Rs. 18,78,040	Rs. 15,88,520	Rs. 16,96,433	Rs. 14,99,746	Rs. 23,97,199
„ Bombay	6,845	11,847	11,830	14,230	4,920	2,15,400	3,81,180	4,22,451	4,97,606	1,66,820
„ Sind	516	168	64	146	84	15,410	4,220	1,824	3,514	2,210
„ Madras	38,312	39,729	48,283	95,800	47,533	15,55,090	10,91,530	15,85,015	28,60,644	14,93,303
„ Burma	13,977	35,106	14,319	3,115	12,263	4,06,570	6,61,460	3,13,538	91,152	2,70,391
TOTAL	117,144	168,168	143,439	161,749	1,65,178	40,70,510	37,27,010	40,10,201	49,52,662	43,20,023
<i>Cinnamon (I. F) —</i>										
United Kingdom	Cwts. 46	Cwts. 90	Cwts. ..	Cwts. 74	Cwts. 43	5,200	7,550	..	4,425	2,227
Aden and Dependencies	..	6	1,820	95
Egypt *	125	2,005	..
Mauritius and Dependencies	21	55	51	76	95	770	2,240	1,603	2,222	2,160
Other British Possessions	31	8	5	8	1	780	80	387	195	50
TOTAL BRITISH EMPIRE	98	154	56	280	139	6,750	11,690	1,990	9,447	4,821
Turkey, Asiatic
Persian Gulf	78	2,980
Mascat Territory and Trucial Oman	34	1	..	1	..	1,530	60	..	22	..
Persia	65	24	40	3,030	1,180	1,305
Other Foreign Countries	7	10	..	500	30	..	323	11
TOTAL FOREIGN COUNTRIES	184	25	40	11	..	8,040	1,270	1,305	345	11
Share of Bengal	52	64	56	215	96	1,550	4,170	1,990	5,094	2,509
„ Bombay	95
„ Sind	182	25	40	8	..	8,020	1,240	1,305	272	..
„ Madras	48	50	..	74	43	5,220	7,650	..	4,425	2,227
„ Burma	1	1
TOTAL	282	179	96	297	139	14,790	12,900	3,295	9,792	4,832
<i>Cloves (I. F)—</i>										
Straits Settlements (including Labuan)	Cwts. 28	Cwts. 23	Cwts. 7	Cwts. 2	Cwts. ..	8,600	1,500	825	200	..
Mauritius and Dependencies	3	19	5	30	4	170	1,610	445	2,852	446
British Guiana	26	2,206
Fiji Islands	15	16	11	2	2	1,050	1,630	967	75	270
Other British Possessions	8	..	5	5	2	840	10	510	670	243
TOTAL BRITISH EMPIRE	49	58	28	39	34	5,660	4,750	2,747	3,797	3,255
Turkey, Asiatic
Persian Gulf	32	20	2,470	1,610
Armenia	30	1,950	..
Other Foreign Countries	28	7	..	2	5	1,760	820	8	121	273
TOTAL FOREIGN COUNTRIES	60	27	..	32	5	4,230	2,430	3	2,071	273
Share of Bengal	50	55	28	66	34	5,620	4,710	2,747	5,358	3,466
„ Sind	42	27	..	2	5	3,460	2,430	3	120	226
„ Madras	17	3	..	810	10	..	390	..
„ Burma	3
TOTAL	109	82	28	71	39	9,890	7,180	2,750	5,868	3,528
<i>Ginger (I. F)—</i>										
United Kingdom	Cwts. 32,205	Cwts. 6,410	Cwts. 18,536	Cwts. 10,065	Cwts. 17,810	10,21,580	1,93,580	4,76,662	3,34,296	6,01,333
Aden and Dependencies	15,318	21,345	18,728	10,277	17,631	4,55,940	5,69,250	4,86,915	6,52,338	5,43,817
Mesopotamia †	364	43	513	10,267	1,000	17,807
Bahrain Islands	303	108	106	221	194	13,110	4,130	3,257	7,375	7,869
Ceylon	1,895	2,941	2,179	1,959	1,909	40,410	69,980	47,797	62,979	78,043
Straits Settlements (including Labuan)	7	38	57	47	17	300	1,660	2,615	2,050	1,055
Egypt *	136	217	270	95	..	4,220	6,480	9,290	2,757	..
Cape of Good Hope	35	204	84	136	98	1,220	5,100	3,310	4,500	1,978
Natal	254	400	106	97	169	10,810	11,970	4,258	4,173	11,113
Zanzibar and Pemba	507	404	522	550	551	13,310	11,470	15,065	17,007	18,977
Kenya Colony	354	417	325	391	397	10,150	12,750	9,577	14,088	11,523
Tanganyika Territory	94	87	87	2,855	2,610	2,917
Somaland Protectorate	31	9	33	20	..	970	830	1,070	1,200	..
Anglo-Egyptian Sudan	524	389	325	14,222	16,485	14,857
Mauritius and Dependencies	35	75	83	137	99	930	1,640	2,970	4,199	3,625
Canada —										
Via Atlantic Coast	300	300	001	720	..	8,400	8,400	22,226	25,224	..
South Australia (including Northern Territory)	..	100	737	60	60	..	2,640	21,189	2,220	2,640
Victoria	1,401	690	1,323	1,023	180	50,850	18,580	28,556	34,396	9,550
New South Wales	1,746	382	904	383	169	60,160	9,720	24,655	13,175	8,137
Queensland	50	10	1,000	450

* Shown as a Foreign Country from 1923-24.
† Included in Persia, Asiatic prior to 1921-22.

No. 14—continued

ARTICLES, AND COUNTRIES OF FINAL DESTINATION; ALSO SHARE OF EACH PROVINCE	QUANTITY					VALUE				
	1919-20	1920-21	1921-22	1922-23	1-23-24	1919-20	1920-21	1921-22	1922-23	1-23-24
	Cwts.	Cwts.	Cwts.	Cwts.	Cwts.	R	R	R	R	R
Spices—continued										
<i> Ginger (I. F.)—continued</i>										
Australian Commonwealth (Total)	3,147	1,172	2,964	1,516	123	1,19,550	30,940	71,400	50,791	29,867
New Zealand (including Nauru and Br. Samoa)	26	101	215	294	..	820	2,822	5,503	10,955
Fiji Islands	17	82	18	25	37	200	2,700	614	970	1,842
Other British Possessions	8	5	12	26	38	170	180	262	842	1,107
TOTAL BRITISH EMPIRE	54,702	34,140	46,007	36,026	30,507	17,91,370	9,31,330	11,90,444	12,11,317	13,68,925
Sweden	70	..	372	195	..	2,100	..	17,007	6,854
Norway	130	5,220
Germany	116	253	1,325	1,831	1,372	2,800	10,120	34,608	77,303	68,731
Netherlands	50	2,260
Belgium	195	7,200
France	1,121	192	249	109	99	32,160	6,600	7,879	4,970	4,501
Italy	20	150	..	59	..	560	4,801	..	2,230
Austria
Hungary	50	1,350
Turkey, Asiatic
Levant and Black Sea	11	370
Red Sea	2,531	3,112	1,04,310	1,28,000
Persian Gulf	1,725	354	54,700	11,120
Syria	96	36	47	2,505	1,690	2,427
Armenia	41	1,245	..
Maskat Territory and Trucial Oman	438	267	110	30	216	14,400	7,930	3,491	1,012	8,644
Other Native States in Arabia	968	2,092	4,511	4,824	1,578	31,660	59,840	1,45,194	1,05,331	69,454
Persia	1,168	553	432	530	1,013	35,570	18,270	13,840	17,683	39,644
Egypt*	180	8,678
Portuguese East Africa	31	9	9	70	44	970	170	331	1,957	2,082
German East Africa †	130	55	3,260	1,670
Italian East Africa (Somaliland and Eritrea)	1,890	739	376	561	468	58,500	25,160	11,662	19,085	18,849
French Somaliland	19	39	17	870	1,080	850
United States of America—										
Via Atlantic Coast	8,829	10,741	21,163	7,494	8,282	1,11,160	2,04,110	5,44,765	2,01,456	8,95,065
" Pacific "	980	45,914
Other Foreign Countries	8	45	19	2	4	440	1,540	646	95	157
TOTAL FOREIGN COUNTRIES	14,115	18,806	24,456	15,920	14,558	4,59,500	5,76,820	7,70,662	6,68,834	6,75,500
<i>Share of Bengal</i>	<i>191</i>	<i>442</i>	<i>176</i>	<i>687</i>	<i>198</i>	<i>7,209</i>	<i>12,370</i>	<i>6,018</i>	<i>19,682</i>	<i>8,525</i>
" Bombay	67,736	39,251	42,357	27,091	22,347	18,98,930	11,41,360	11,34,733	9,47,359	9,12,628
" Sind	132	75	5	20	5	6,200	2,430	175	615	120
" Madras	10,658	13,173	31,915	34,130	22,913	3,31,510	3,51,990	8,20,174	8,12,075	10,83,152
" Burma	12	1	120	..
TOTAL	64,817	62,949	74,463	51,946	47,065	21,67,470	15,08,150	19,61,106	17,79,851	20,31,125
Nutmegs (I. F.)—										
United Kingdom	33	1,386
Straits Settlements (including Labuan)	33	19	..	980	1,080
Other British Possessions	1	12	1	9	..	31	500	60	552	..
TOTAL BRITISH EMPIRE	1	45	1	9	52	70	1,520	60	552	2,106
TOTAL FOREIGN COUNTRIES	3	8	2	3	1	170	200	55	135	40
<i>Share of Bengal</i>	<i>..</i>	<i>9</i>	<i>1</i>	<i>2</i>	<i>..</i>	<i>..</i>	<i>290</i>	<i>50</i>	<i>102</i>	<i>..</i>
" Bombay	7	156	..
" Sind	3	..	2	3	1	170	80	55	135	10
" Madras	1	39	52	10	1,130	2,166
TOTAL	4	48	3	12	53	200	1,600	115	687	2,406
Pepper (I. F.)—										
United Kingdom	41,529	9,701	3,081	6,168	5,749	22,74,780	4,41,500	92,955	1,96,619	1,70,149
Palestine	35	7	2,800	375
Gibraltar	20	1,000
Aden and Dependencies	6,598	4,075	3,933	4,971	2,116	3,60,700	1,97,640	1,69,600	2,03,450	31,015
Mesopotamia ‡	2,554	6,264	1,365	1,09,475	2,44,975	1,96,191
Bahrain Islands	1,729	2,173	334	1,732	1,017	1,95,570	1,27,720	17,335	94,191	51,917

* Shown as a Foreign country from 1922-23.
† Shown as " Tanganyika Territory " under the British Empire from 1919-22.
‡ Included in Turkey, Asiatic prior to 1921-22.

GENERAL EXPORTS

(726)

INDIAN MERCHANDISE

No. 14—continued

ARTICLES, AND COUNTRIES OF FINAL DESTINATION; ALSO SHARE OF EACH PROVINCE	QUANTITY					VALUE				
	1910-20	1920-21	1921-22	1922-23	1922-23	1910-20	1920-21	1921-22	1922-23	1923-24
	Cwts. ²	Cwts. ¹	Cwts. ¹⁰	Cwts. ¹⁰	Cwts. ³⁸	R	R	R	R	R
Spices—continued										
Pepper (L. F)—continued										
Maldives										
Ceylon	1,414	3,083	1,003	257	593	72,430	1,10,020	35,861	20,812	31,176
Straits Settlements (including Labuan)	60	10	1,590	770
Hongkong	..	181	5,680	..	35	..
Egypt *	2,469	1,006	638	275	—	1,42,540	46,100	30,825	8,815	—
Cape of Good Hope	1	10	4	..	14,990	60	294	212
Natal	211	313	191	87	361	14,880	8,350	13,273	6,015	20,204
Zanzibar and Pemba	474	470	461	650	521	21,170	15,310	18,524	22,082	18,280
Kenya Colony	274	244	245	200	188	11,900	6,340	11,055	8,621	8,098
Tanganyika Territory	—	—	117	176	91	—	—	5,060	7,340	3,915
Anglo-Egyptian Sudan	—	—	1,064	1,109	865	—	—	46,555	40,160	31,895
Mauritius and Dependencies	98	204	181	193	250	5,830	17,590	9,025	6,830	9,281
Seychelles	16	43	16	24	30	320	1,210	614	845	1,785
Canada—										
Vid Atlantic Coast	1,400	..	1,600	1,050	299	59,100	..	46,200	29,200	7,469
British West India Islands	..	29	37	40	20	..	1,380	1,050	1,155	1,278
British Guiana	31	4	1	3	53	90	210	43	146	1,708
Fiji Islands	38	56	107	22	25	1,280	2,860	3,598	861	934
Other British Possessions	9	8	6	4	1	570	470	93	224	24
TOTAL BRITISH EMPIRE	56,404	22,051	15,580	23,991	16,201	30,74,590	9,98,120	6,11,888	8,66,231	6,26,216
Russia—										
Southern Russia	..	248	..	300	9,000	..
Germany	..	360	5,120	3,561	5,927	12,110	15,800	1,58,075	99,810	1,89,970
Netherlands	100	400	450	2,300	10,000	12,600
Belgium	2,515	412	225	1,22,580	10,875	6,300
France	10,302	2,577	650	3,250	2,262	9,01,310	1,07,740	19,500	90,625	64,175
Italy	19,549	3,994	16,988	39,150	20,622	10,87,210	1,72,280	5,15,991	11,13,596	6,07,331
Austria	300	100	100	0,000	2,800	2,600
Hungary	1,100	62,400
Greece	..	40	..	45	1,800	..	1,800	..
Turkey, Asiatic	6	250
Levant and Black Sea	416	134	26,200	7,740
Red Sea	996	679	57,810	45,430
Persian Gulf	6,020	2,209	3,06,140	1,08,080
Syria	218	203	126	8,000	9,150	10,110
Armenia	109	118	2,725	3,720
Mascat Territory and Trucial Oman	1,104	469	727	991	643	52,850	20,880	29,434	33,280	26,186
Other Native States in Arabia	2,336	972	1,731	1,220	1,051	1,01,060	93,510	73,896	44,901	52,671
Persia	2,208	2,978	1,161	3,970	3,600	1,12,040	1,34,060	49,554	1,76,785	1,57,690
Japan	42	4	3,150	160	..	5	2
Egypt *	308	14,992
Algeria	100	2,500	..
Morocco	400	201	10,050	5,600
Portuguese East Africa	126	391	33	26	37	6,170	22,120	1,535	1,311	1,396
Madagascar	7	67	29	13	25	340	1,340	1,236	625	1,050
German East Africa †	116	115	5,280	4,540
Italian East Africa (Somaliland and Eritrea)	247	82	399	569	535	13,370	4,620	16,820	20,373	20,270
United States of America—										
Vid Atlantic Coast	12,103	10,056	48,113	34,109	37,513	5,91,610	3,63,550	13,45,288	9,27,590	9,67,063
.. Pacific	..	30	14,593	900	2	..	1,800	2,50,369	25,900	76
Argentine Republic (including the Atlantic Coast of Patagonia)	73	4,200
Chile (including the Pacific Coast of Patagonia)	..	54	2,500
Pera	..	80	3,020
Other Foreign Countries	14	..	19	5	8	890	10	870	219	210
TOTAL FOREIGN COUNTRIES	65,623	26,182	90,201	89,739	73,846	34,86,720	10,52,150	24,01,618	25,63,921	21,44,020
Share of Bengal	8,474	692	395	550	672	6,10,100	31,480	21,897	29,701	32,619
.. Bombay	50,234	22,357	15,169	19,524	15,221	27,46,400	11,46,520	6,75,598	8,57,390	6,72,867
.. Sind	569	184	95	74	59	30,520	8,990	3,675	2,794	1,917
.. Madras	62,630	25,100	90,122	93,569	71,268	32,53,950	8,63,370	24,02,138	26,00,640	29,62,771
.. Burma	7	227	2
TOTAL	121,927	48,233	105,781	113,724	90,147	65,61,310	20,50,270	31,13,506	34,90,752	27,70,236

* Shown as a Foreign country from 1923-24.
† Shown as "Tanganyika Territory" under the British Empire from 1921-22.

No. 14—continued

ARTICLES, AND COUNTRIES OF FINAL DESTINATION; ALSO SHARE OF EACH PROVINCE	QUANTITY					VALUE				
	1919-20	1920-21	1921-22	1922-23	1923-24	1919-20	1920-21	1921-22	1922-23	1923-24
Spices—continued										
<i>Other sorts (I, F)—</i>	<i>Cwts.</i>	<i>Cwts.</i>	<i>Cwts.</i>	<i>Cwts.</i>	<i>Cwts.</i>	<i>R</i>	<i>R</i>	<i>R</i>	<i>R</i>	<i>R</i>
United Kingdom	102	11	3	..	30	8,963	320	93	32	1,004
Aden and Dependencies	98	97	105	65	7	3,200	3,090	5,719	1,904	220
Mesopotamia *	—	—	477	30	32	—	—	2,795	900	730
Ceylon	9	30	121	230	520	1,004
Mauritius and Dependencies	4	3	201	298	22	160	40	1,058	957	286
Canada— Via Atlantic Coast	60	2,800
British Guiana	95	61	..	15	..	1,820	3,150	..	450
Other British Possessions	6	44	325	12	98	140	1,410	3,983	569	2,353
TOTAL BRITISH EMPIRE	274	280	1,262	405	325	15,550	7,300	17,098	5,302	6,647
Italy	67	2,800
Turkey, Asiatic Red Sea	55	1,160
Persian Gulf	15	31	220	830
Mascat Territory and Tru- cial Oman	146	81	36	128	135	4,540	2,160	1,922	3,107	3,542
Persia	161	57	88	48	52	4,250	2,010	503	1,235	1,363
China (exclusive of Hong- kong and Macao)	61	3	6,100	50	280
Other Foreign Countries	23	122	59	30	..	1,140	1,040	1,463	1,204
TOTAL FOREIGN COUNTRIES	443	247	240	285	220	17,710	7,300	5,584	5,855	6,479
<i>Share of Bengal</i>	<i>9</i>	<i>178</i>	<i>179</i>	<i>14</i>	<i>213</i>	<i>390</i>	<i>3,960</i>	<i>6,074</i>	<i>840</i>	<i>3,679</i>
.. Bombay	293	122	183	99	95	19,600	4,480	5,747	2,987	3,623
.. Sind	322	227	1,108	481	223	9,140	6,020	8,311	6,878	5,381
.. Madras	98	14	4,130	50	..	38	414
.. Burma	35	43	600	700	24
TOTAL	722	527	1,508	640	545	33,260	14,500	21,232	11,217	13,126
Total Spices—	<i>Cwts.</i>	<i>Cwts.</i>	<i>Cwts.</i>	<i>Cwts.</i>	<i>Cwts.</i>					
United Kingdom	88,534	20,532	24,551	12,270	29,134	55,06,680	9,70,000	7,79,687	8,68,482	16,30,526
Gibraltar	20	1,000
Palestine	35	8	2,800	625
Aden and Dependencies	24,035	27,708	24,993	20,101	17,199	9,16,810	9,16,000	8,17,709	9,00,906	7,39,768
Mesopotamia *	4,413	6,769	6,019	1,69,309	2,84,729	2,40,854
Zairein Islands	7,368	3,270	937	2,368	1,728	3,36,730	2,53,410	1,00,540	1,70,089	1,63,801
Maldives	27	38	61	47	77	800	830	1,801	1,075	1,988
Ceylon	85,022	105,533	101,817	105,898	120,948	31,87,080	23,98,100	27,81,894	32,24,850	31,57,610
Straits Settlements (including Labuan)	23,073	54,143	29,275	33,987	33,323	6,21,100	11,01,870	7,85,155	19,01,358	8,01,271
Federated Malay States	51	80	495	1,876	732	2,120	2,650	12,328	52,340	21,827
Hongkong	57	213	188	107	127	2,500	6,810	6,820	3,530	3,307
Egypt †	2,907	2,066	1,335	576	..	1,97,310	1,59,100	1,09,525	27,985	..
Cape of Good Hope	54	211	204	223	218	2,490	20,370	7,533	9,459	6,980
Natal	3,234	2,036	2,122	3,544	2,484	1,50,120	79,580	1,11,969	1,77,367	1,47,410
Zanzibar and Pemba	1,194	931	1,144	1,246	1,290	45,070	33,710	44,666	51,939	57,566
Kenya Colony	1,004	1,079	1,139	983	1,051	37,030	42,120	48,427	51,024	56,074
Tanganyika Territory	315	406	323	13,451	15,029	13,197
Somaland Protectorate	86	31	59	23	..	3,680	1,760	4,370	1,360	..
Anglo-Egyptian Sudan	1,814	1,686	1,104	97,668	81,030	1,01,346
Mauritius and Dependencies	3,783	2,080	2,141	4,011	2,123	1,42,140	58,250	57,967	1,21,811	62,417
Seychelles	51	48	32	36	51	1,780	1,390	1,079	1,265	2,016
Canada— Via Atlantic Coast	1,700	300	2,501	1,770	299	70,300	8,400	68,426	54,424	7,469
.. Pacific	5	100
British West India Islands	35	67	55	27	..	1,050	1,066	1,055	1,779
British Guiana	31	107	73	8	124	900	2,240	4,166	401	5,842
South Australia (including Northern Territory)	100	747	90	61	..	2,640	21,428	3,393	2,340
Victoria	1,400	731	1,403	1,395	220	50,890	19,540	31,247	50,273	10,861
New South Wales	1,750	432	991	610	277	60,410	11,240	27,896	23,072	12,393
Queensland	50	10	1,000	450
Australian Commonwealth (Total)	3,150	1,263	3,141	1,445	567	1,70,790	33,450	80,171	77,738	26,314
New Zealand (including Niue and Br. Samoa)	50	101	225	194	..	1,460	2,822	5,884	10,955
Fiji Islands	173	283	330	175	174	4,740	11,210	13,468	7,262	5,664
TOTAL BRITISH EMPIRE	245,549	222,037	202,418	216,258	210,671	1,13,00,000	61,04,500	61,23,331	72,59,782	8,52,819

* Included in Turkey, Asiatic prior to 1921-22.

† Shown as a Foreign country from 1923-24.

GENERAL EXPORTS

(728)

INDIAN MERCHANDISE

No. 14—continued

ARTICLES, AND COUNTRIES OF FINAL DESTINATION; ALSO SHARE OF EACH PROVINCE	QUANTITY					VALUE				
	1910-20	1920-21	1921-22	1922-23	1923-24	1919-20	1920-21	1921-22	1922-23	1923-24
<i>Spices—concluded</i>										
<i>Total Spices—continued</i>	Cwts.	Cwts.	Cwts.	Cwts.	Cwts.	R	R	R	R	R
Russia—										
Southern Russia	300	9,000	..
Sweden	70	..	372	220	..	2,100	..	17,097	47,200
Norway	130	44	5,220	15,625
Denmark	50	229	11,670	85,439
Germany	304	613	6,484	5,012	7,742	14,910	25,020	1,92,773	1,82,563	3,04,607
Netherlands	100	400	539	2,800	10,000	18,750
Belgium	2,536	267	34	419	261	1,29,300	23,440	5,432	10,875	11,850
France	18,132	2,849	902	3,359	2,361	9,80,280	1,26,460	27,530	94,700	68,676
Italy	19,617	4,014	17,138	39,150	20,674	10,89,810	1,72,840	5,20,792	11,13,596	6,10,081
Austria	1,100	50	300	100	100	82,400	1,350	9,000	2,800	2,600
Hungary
Greece	1	40	..	45	..	50	1,850	..	1,800	..
Turkey, Asiatic	16	2,175
Levant and Black Sea	437	204	—	—	—	28,220	15,700	—	—	—
Red Sea	3,896	4,455	—	—	—	1,92,460	2,45,660	—	—	—
Persian Gulf	9,142	3,745	—	—	—	4,32,590	1,06,970	—	—	—
Syria	—	—	388	208	288	—	—	20,780	21,400	36,837
Armenia	—	—	..	197	118	—	—	..	9,742	3,720
Mascat Territory and Trucial Oman	2,174	1,225	1,264	1,418	1,230	1,20,790	63,830	64,221	60,814	59,813
Other Native States in Arabia	4,157	3,227	7,191	6,586	2,967	2,07,320	1,07,280	3,28,209	2,65,076	1,57,645
Persia	4,427	3,916	2,227	4,854	5,271	2,00,240	1,80,990	1,20,903	2,21,048	2,40,015
Sumatra	72	68	1,545	1,100	..
Java	24	30	19	10	5	4,210	2,970	1,504	513	416
Sum	67	90	84	76	134	2,210	2,130	2,059	2,559	3,697
China (exclusive of Hong-kong and Macao)	63	..	14	3	21	6,260	80	510	155	886
Japan	42	16	511	5	8	3,190	850	29,681	472	1,018
Egypt *	719	88,642
Algeria	100	2,509	..
Morocco	400	200	10,050	5,600
Portuguese East Africa	412	857	264	420	316	17,150	40,770	12,568	16,144	16,028
Madagascar	44	149	105	51	46	2,230	4,910	4,297	2,870	5,452
German East Africa †	810	279	—	—	—	11,000	10,590	—	—	—
Italian East Africa (Somaliland and Eritrea)	2,615	884	816	1,218	1,104	90,740	31,000	29,482	43,023	42,259
French Somaliland	29	40	30	1,380	1,160	1,725
United States of America— Via Atlantic Coast	10,599	30,224	79,104	52,038	54,370	7,65,170	9,59,760	22,70,792	15,07,184	17,68,058
“ Pacific ”	100	40	14,679	1,719	985	3,500	2,200	2,62,530	55,673	46,244
Argentine Republic (including the Atlantic Coast of Patagonia)	74	4,200
Chile (including the Pacific Coast of Patagonia)	54	..	3	2,500	..	73	..
Peru	50	3,620
Other Foreign Countries	6	9	30	7	1	380	290	931	330	330
TOTAL FOREIGN COUNTRIES	86,578	57,427	131,742	119,221	99,959	49,87,920	22,27,180	39,12,188	37,23,166	37,33,177
<i>Share of Bengal</i>	<i>69,658</i>	<i>83,024</i>	<i>70,416</i>	<i>59,234</i>	<i>101,711</i>	<i>27,31,030</i>	<i>16,57,120</i>	<i>17,60,430</i>	<i>15,77,636</i>	<i>24,97,751</i>
“ Bombay	<i>128,864</i>	<i>80,016</i>	<i>76,458</i>	<i>68,325</i>	<i>59,667</i>	<i>66,70,740</i>	<i>33,38,310</i>	<i>29,80,350</i>	<i>28,81,901</i>	<i>33,79,312</i>
“ Sind	<i>2,228</i>	<i>1,069</i>	<i>1,493</i>	<i>831</i>	<i>431</i>	<i>1,07,440</i>	<i>42,170</i>	<i>21,199</i>	<i>18,236</i>	<i>11,727</i>
“ Madras	<i>117,951</i>	<i>80,241</i>	<i>171,164</i>	<i>214,571</i>	<i>145,598</i>	<i>58,00,990</i>	<i>26,32,300</i>	<i>49,52,131</i>	<i>64,07,196</i>	<i>49,24,966</i>
“ Bena	<i>15,986</i>	<i>35,114</i>	<i>11,631</i>	<i>3,218</i>	<i>12,284</i>	<i>4,07,180</i>	<i>6,62,110</i>	<i>3,21,429</i>	<i>94,980</i>	<i>2,72,297</i>
TOTAL	332,087	279,464	334,160	335,479	310,613	1,57,17,380	83,31,710	1,00,36,539	1,09,79,949	1,10,86,076
<i>Stationery (excluding paper) (III. M)—</i>										
United Kingdom	2,850	5,170	7,508	2,870	908
Africa and Dependencies	11,590	7,730	7,216	9,250	13,200
Mesopotamia :	11,788	4,959	4,126
Bahrein Islands	2,650	470	569	255	655
Ceylon	12,200	5,910	5,900	8,948	9,098
Strait Settlements (including Labuan)	17,680	21,560	24,915	16,662	13,471
Federated Malay States	1,100	1,900	1,300	1,125	1,662
Total	200	1,040	1,860	..	990

* Shown as a Foreign country from 1923-24.
 † Shown as "Baluchistan Territory" under the British Empire from 1921-22.
 ‡ Included in Turkey, Asiatic prior to 1921-22.

No. 14—continued

ARTICLES, AND COUNTRIES OF FINAL DESTINATION; ALSO SHARE OF EACH PROVINCE	QUANTITY					VALUE				
	1919-20	1920-21	1921-22	1922-23	1923-24	1919-20	1920-21	1921-22	1922-23	1923-24
						R	R	R	R	R
Stationery (excluding paper) (III. M)—continued										
Zanzibar and Pemba . . .	—	—	—	—	—	13,350	3,320	7,838	4,355	7,174
Kenya Colony . . .	—	—	—	—	—	30,160	10,800	10,215	9,600	16,254
Tanganyika Territory . . .	—	—	—	—	—	—	—	2,210	4,787	3,869
Mauritius and Dependencies . . .	—	—	—	—	—	2,450	1,720	4,302	3,034	2,560
Other British Possessions . . .	—	—	—	—	—	1,320	870	2,203	1,426	1,753
TOTAL BRITISH EMPIRE	—	—	—	—	—	95,030	65,900	87,914	67,361	70,700
Turkey, Asiatic										
Red Sea . . .	—	—	—	—	—	880	1,530	—	—	—
Persian Gulf . . .	—	—	—	—	—	23,570	21,020	—	—	—
Maskat Territory and Trucial Oman . . .	—	—	—	—	—	1,360	390	260	1,030	1,328
Other Native States in Arabia . . .	—	—	—	—	—	1,160	150	3,722	2,300	1,075
Persia . . .	—	—	—	—	—	5,870	5,950	7,617	8,953	4,018
Siam . . .	—	—	—	—	—	3,190	940	410	3,210	1,220
China (exclusive of Hong- kong and Macao) . . .	—	—	—	—	—	14,070	25,150	12,500	5,480	14,145
Portuguese East Africa . . .	—	—	—	—	—	5,650	2,580	4,938	1,405	4,025
German East Africa * . . .	—	—	—	—	—	3,440	5,020	—	—	—
French Somaliland . . .	—	—	—	—	—	2,610	..	1,555
United States of America— Via Atlantic Coast . . .	—	—	—	—	—	20	..	1,897	2	10
" Pacific " . . .	—	—	—	—	—	5	..
Other Foreign Countries . . .	—	—	—	—	—	1,870	970	550	647	215
TOTAL FOREIGN COUNTRIES	—	—	—	—	—	63,640	64,400	33,259	18,022	20,030
Share of Bengal	—	—	—	—	—	21,300	29,940	19,579	11,364	19,714
" Bombay . . .	—	—	—	—	—	1,09,250	78,790	75,115	48,240	60,459
" Sind . . .	—	—	—	—	—	2,700	1,430	9,126	2,045	1,095
" Madras . . .	—	—	—	—	—	34,360	19,970	14,435	20,261	20,660
" Burma . . .	—	—	—	—	—	970	340	2,918	4,053	790
TOTAL	—	—	—	—	—	1,58,070	1,30,300	1,21,178	85,983	1,02,730
Stone and Marble (II. B)—	Tons	Tons	Tons	Tons	Tons					
United Kingdom . . .	1	3	14	2	10	970	860	2,875	410	2,348
Mesopotamia † . . .	—	—	3	..	11	—	—	1,106	476	1,405
Ceylon . . .	5,124	2,011	1,317	2,083	1,784	20,870	14,150	10,600	10,013	14,813
Straits Settlements (includ- ing Labuan) . . .	13	1	1	..	5	5,570	100	40	..	740
Federated Malay States . . .	20	20	1	1,200	1,200	170
Hongkong	78	29	30	1	400	21,400	27,120	64,806	1,000
Kenya Colony . . .	22	..	1	..	12	1,600	100	184	250	420
Other British Possessions . . .	4	5	2	1	7	550	1,450	244	274	545
TOTAL BRITISH EMPIRE	5,184	2,118	1,368	2,116	1,833	40,220	30,200	52,399	82,928	21,301
France	22	6,175
Turkey, Asiatic										
Red Sea	—	—	—	60	..	—	—	—
Persian Gulf . . .	11	1	—	—	—	4,630	1,150	—	—	—
Maskat Territory and Trucial Oman	16	..	13	1,211	155	7,020
Persia	64	6	4,590	1,820	30	..
China (exclusive of Hong- kong and Macao)	1	2	..	510	..	3,500	2,070
Other Foreign Countries . . .	1	..	10	170	320	1,028	531	1,110
TOTAL FOREIGN COUNTRIES	12	65	54	1	15	4,960	6,570	10,314	4,216	10,220
Share of Bengal	11	1	2	..	11	1,050	1,160	393	147	532
" Bombay . . .	30	72	23	1	44	5,070	7,240	5,069	1,466	9,368
" Sind . . .	4	..	11	1,270	440	1,166	120	2,223
" Madras . . .	5,150	2,032	1,352	2,074	1,790	37,130	15,590	18,736	18,061	15,402
" Burma . . .	1	78	99	22	3	620	21,400	37,150	67,350	4,078
TOTAL	5,196	2,188	1,422	2,117	1,848	45,500	45,830	62,713	87,144	31,501

* Shown as "Tanganyika Territory" under the British Empire from 1921-22.

† Included in Turkey, Asiatic, prior to 1921-22.

GENERAL EXPORTS

(730)

INDIAN MERCHANDISE

No. 14—continued

ARTICLES, AND COUNTRIES OF FINAL DESTINATION; ALSO SHARE OF EACH PROVINCE	QUANTITY					VALUE				
	1919-20	1920-21	1921-22	1922-23	1923-24	1919-20	1920-21	1921-22	1922-23	1923-24
Sugar— <i>Sugar, 16 Dutch standard and above (I. G.)—</i>	Tons	Tons	Tons	Tons	Tons	R	R	R	R	R
United Kingdom	102	8	23,780	5,310	126	271	474
Aden and Dependencies	183	203	184	48	25	95,320	1,57,780	1,37,831	34,200	15,850
Mesopotamia *	—	—	639	70	40	—	—	5,07,663	43,740	25,300
Fahrein Islands	19	23	30	17	17	15,310	25,450	23,722	11,514	14,331
Maldives	2	4	4	2	1	1,690	3,680	1,500	620	906
Ceylon	358	860	62	72	27	1,20,970	7,64,020	32,762	28,088	10,207
Straits Settlements (including Labuan)	37	31	8	7	3	14,380	11,670	2,910	2,587	1,161
Egypt †	40	36	1	9	—	30,150	32,780	530	10,690	—
Natal	5	3	6	27	3	4,280	7,320	6,980	21,691	3,932
Zanzibar and Pemba	31	44	40	24	42	15,770	31,470	27,595	16,898	27,020
Kenya Colony	30	28	18	20	20	17,600	22,340	11,841	18,862	18,471
Tanganyika Territory	—	—	7	6	7	—	—	4,870	4,329	4,320
Anglo-Egyptian Sudan	—	—	28	55	..	—	—	22,705	35,207	..
Mauritius and Dependencies	1	4	1	..	410	450	3,639	1,115	225
Fiji Islands	1	..	110	80	583	1,634	135
Other British Possessions	2	600	150	143	320	250
TOTAL BRITISH EMPIRE	768	1,241	1,031	359	191	3,40,370	10,62,950	7,85,404	2,20,766	1,22,365
Turkey, European	2	1,830
Turkey, Asiatic
Levant and Black Sea	1	..	—	—	—	800	..	—	—	—
Red Sea	203	40	—	—	—	1,23,520	39,080	—	—	—
Perahan Gulf	1,123	639	—	—	—	8,32,090	5,18,470	—	—	—
Mascat Territory and Trucial Oman	19	28	36	19	28	12,680	21,510	26,245	13,153	17,590
Other Native States in Arabia	79	22	81	19	18	46,340	21,480	72,188	15,030	14,445
Persia	333	117	78	46	40	2,15,460	1,01,980	58,125	29,732	29,582
Sumatra	2,630
Siam	6	3,520	240
China (exclusive of Hong-kong and Macao)	98	..	3	32,500	..	650
Portuguese East Africa	6	8	7	5	7	4,190	7,320	6,290	2,696	4,024
Madagascar	2	3	3	..	1	860	2,300	1,288	140	350
German East Africa †	8	4	—	—	—	4,300	2,560	—	—	—
Italian East Africa (Somaliland and Eritrea)	21	7	11	8	7	11,130	6,800	7,380	4,274	3,940
French Somaliland	4	..	1	4,070	..	1,050
United States of America—Via Atlantic Coast	1,502	13,37,660	50
Other Foreign Countries	1	1	510	780	69	115	8
TOTAL FOREIGN COUNTRIES	1,904	2,373	219	97	107	12,92,500	20,65,090	1,73,335	65,790	69,943
<i>Share of Bengal</i>	602	1,943	555	3	3	4,28,710	17,03,609	4,53,426	2,191	2,476
.. Bombay	1,129	750	628	332	262	7,81,470	6,43,910	4,72,433	2,63,568	1,76,761
.. Sind	451	86	9	3	9	2,66,940	58,630	6,616	3,650	5,511
.. Madras	468	820	55	63	24	1,45,650	7,14,240	55,409	24,147	7,560
.. Burma	24	10	3	10,190	3,560	655
TOTAL	2,672	3,614	1,250	456	268	16,32,930	31,28,940	9,58,739	2,92,556	1,92,308
Sugar, 16 Dutch standard and below (I. G.)—	Tons	Tons	Tons	Tons	Tons					
United Kingdom	8,706	11,881	1,470	23,60,210	36,99,290	4,43,860
Aden and Dependencies	302	75	168	1	5	75,850	40,420	90,228	276	1,700
Mesopotamia *	—	—	115	—	—	46,437	12	..
Ceylon	4,183	4,985	2,439	251	670	11,00,090	18,95,520	6,56,931	71,257	1,64,025
Straits Settlements (including Labuan)	217	305	162	90	2,110	63,870	1,00,970	53,390	23,573	5,24,762
Federated Malay States	1	57	80	..	180	423	14,398
Hongkong	24	5,704
Natal	11	5	..	1	2	5,030	5,240	7,147	360	755
Zanzibar and Pemba	8	11	6	3,120	5,910	2,610
Kenya Colony	11	10	1	5,600	5,210	800
Somaliland Protectorate	7	3,300	..	1,050
Other British Possessions	1	1	2	560	310	1,200	71	..
TOTAL BRITISH EMPIRE	14,514	17,274	4,460	314	2,877	36,17,700	57,52,370	12,09,806	94,073	7,15,234

* Included in Turkey, Asiatic prior to 1921-22.

No. 14—continued

ARTICLES, AND COUNTRIES OF FINAL DESTINATION; ALSO SHARE OF EACH PROVINCE	QUANTITY					VALUE				
	1910-20	1920-21	1921-22	1922-23	1923-24	1910-20	1920-21	1921-22	1922-23	1923-24
	Tons	Tons	Tons	Tons	Tons	R	R	R	R	R
Sugar—continued										
<i>Sugar, 15 Dutch standard and below (1. G)—continued</i>										
Turkey, Asiatic
Red Sea	3	8	—	—	—	1,850	5,030	—	—	—
Persian Gulf	2	21	—	—	—	1,140	8,530	—	—	—
Maskat Territory and Trucial Oman	34	6	7	6,860	3,840	5,458	155	..
Other Native States in Arabia	43	646	303	221	..	11,340	2,82,770	1,17,523	55,258	..
Persia	6	..	1	1,370	430	505
Siam	12	12	43	1	..	8,660	4,480	9,855	60	..
Java	28	7,080
China (exclusive of Hong- kong and Macao)	51	74	..	128	..	9,150	14,360	..	44,480
Portuguese East Africa United States of America— Via Atlantic Coast	10	7	8	4,310	3,950	3,524
Other Foreign Countries	1	2	470	1,270	542
TOTAL FOREIGN COUNTRIES	141	1,253	436	222	128	37,560	6,30,480	1,62,373	54,403	44,480
<i>Share of Bengal</i>	<i>849</i>	<i>841</i>	<i>165</i>	<i>3</i>	<i>24</i>	<i>2,19,090</i>	<i>4,43,250</i>	<i>38,508</i>	<i>1,095</i>	<i>5,768</i>
“ Bombay	119	224	410	49,660	1,27,540	2,06,765
“ Sind	62	607	2	19,890	1,96,390	1,151	155	..
“ Madras	12,429	16,489	4,011	476	2,692	32,99,920	55,03,320	11,23,720	1,25,991	6,71,525
“ Burma	286	365	308	87	289	66,880	1,12,340	77,130	22,295	82,131
TOTAL	13,685	18,523	4,890	566	3,007	36,55,350	68,82,650	14,62,272	1,40,530	7,54,731
Confectionery (1. G)—										
United Kingdom	1,210	450	158	10	312
Aden and Dependencies	11	6	1	1	3	11,276	8,680	1,944	1,400	2,410
Mesopotamia	—	—	2	..	1	—	—	2,610	109	884
Bahrain Islands	1	3	1	6	4	1,980	4,220	1,900	4,160	3,047
Ceylon	41	11	46	9	125	43,970	12,340	55,750	10,040	1,35,037
Straits Settlements (including Labuan)	13	270	190	..	1	9,406
Natal	210	..	1,100	260	293
Kenya Colony	2	2,080	700	..	50	456
Seychelles	2	1,040	..	857
Other British Possessions	20	..	188	254	302
TOTAL BRITISH EMPIRE	57	20	50	16	146	62,000	20,590	54,115	17,270	1,57,133
Turkey, Asiatic
Red Sea	1	2	—	—	—	2,340	3,610	—	—	—
Persian Gulf	10	2	—	—	—	20,170	2,210	—	—	—
Maskat Territory and Trucial Oman	1	5	2,040	690	2,160	1,317	4,443
Other Native States in Arabia	7	1	5	4	6	8,460	1,240	6,770	5,230	5,185
Persia	4	1	1	4,320	2,570	2,144	598	821
Italian East Africa (Somal- land and Eritrea)	2	2,920	..	150
Other Foreign Countries	1	1,210	500	250	56	302
TOTAL FOREIGN COUNTRIES	35	6	5	4	12	41,460	10,520	11,564	7,195	11,147
<i>Share of Bengal</i>	<i>..</i>	<i>..</i>	<i>..</i>	<i>..</i>	<i>..</i>	<i>20</i>	<i>150</i>	<i>100</i>	<i>..</i>	<i>..</i>
“ Bombay	54	15	9	5	8	62,110	24,430	18,523	9,480	10,327
“ Sind	2	6	12	2,050	190	932	3,965	9,411
“ Madras	39	11	46	9	132	39,300	12,730	55,821	11,020	1,11,641
“ Burma	6	70	2,000
TOTAL	92	26	55	21	157	1,07,520	37,100	75,679	24,465	1,94,227

* Included in Turkey, Asiatic prior to 1921-22.

GENERAL EXPORTS

(732)

INDIAN MERCHANDISE

No. 14—continued

ARTICLES, AND COUNTRIES OF FINAL DESTINATION; ALSO SHARE OF EACH PROVINCE	QUANTITY					VALUE				
	1919-20	1920-21	1921-22	1922-23	1923-24	1919-20	1920-21	1921-22	1922-23	1923-24
Sugar—continued				Tons	Tons	R	R	R	R	R
<i>Molasses (including Palmyra and Cane Jaggery) (I. G)</i>										
(a)—										
United Kingdom	—	—	—	227	31,872	—	—	—	55,270	74,01,371
Aden and Dependencies	—	—	—	15	251	—	—	—	9,035	1,08,318
Mesopotamia *	—	—	—	2	3	—	—	—	978	1,008
Ceylon	—	—	—	1,000	2,216	—	—	—	3,86,523	4,96,837
Straits Settlements (including Labuan)	—	—	—	1	753	—	—	—	923	1,59,170
Federated Malay States	—	—	—	..	3	—	—	—	386	1,020
Hongkong	—	—	—	..	825	—	—	—	..	2,80,538
Natal	—	—	—	12	9	—	—	—	11,339	8,807
Zanzibar and Pemba	—	—	—	6	11	—	—	—	3,615	4,561
Somaliland Protectorate	—	—	—	1	..	—	—	—	1,050	..
Other British Possessions	—	—	—	..	1	—	—	—	1,133	638
TOTAL BRITISH EMPIRE	—	—	—	2,173	35,944	—	—	—	4,70,458	84,06,337
Maskat Territory and Trucial Oman	—	—	—	2	17	—	—	—	2,092	5,795
Other Native States in Arabia	—	—	—	285	286	—	—	—	1,01,301	93,469
Persia	—	—	—	10	2	—	—	—	3,621	1,051
Siam	—	—	—	..	53	—	—	—	..	6,725
Portuguese East Africa	—	—	—	8	14	—	—	—	4,205	5,802
Other Foreign Countries	—	—	—	1	9	—	—	—	605	1,940
TOTAL FOREIGN COUNTRIES	—	—	—	306	381	—	—	—	1,11,824	1,14,782
<i>Share of Bengal</i>	—	—	—	..	2,485	—	—	—	64	4,74,632
„ <i>Bombay</i>	—	—	—	79	472	—	—	—	58,564	1,96,904
„ <i>Sind</i>	—	—	—	5	2,299	—	—	—	2,721	4,95,456
„ <i>Madras</i>	—	—	—	2,395	29,634	—	—	—	5,20,828	70,06,939
„ <i>Burma</i>	—	—	—	..	1,435	—	—	—	105	4,07,138
TOTAL	—	—	—	2,479	36,325	—	—	—	5,82,282	85,81,110
Total Sugar—	Tons	Tons	Tons	Tons	Tons					
United Kingdom	8,908	11,884	1,473	227	31,872	23,85,100	27,15,050	4,44,149	55,551	74,02,160
Aden and Dependencies	536	284	353	65	284	1,82,410	2,91,500	2,26,003	44,910	1,26,278
Mesopotamia *	—	—	756	72	44	—	—	5,56,724	44,929	27,347
Sahra Islands	21	26	32	23	21	17,890	29,090	26,347	15,802	18,303
Maldives	2	4	4	2	1	1,690	3,630	1,582	680	600
Ceylon	4,587	5,856	2,597	2,241	3,047	12,05,030	20,71,680	7,45,452	4,96,808	3,06,106
Straits Settlements (including Labuan)	254	336	200	98	2,879	78,530	1,12,730	56,300	26,984	6,98,501
Federated Malay States	1	60	80	..	280	1,011	15,408
Hongkong	849	66	..	2,92,342
Egypt †	49	37	1	0	—	80,460	33,320	690	10,690	—
Natal	16	13	16	40	14	9,570	12,660	15,317	33,050	18,720
Zanzibar and Pemba	40	55	46	30	53	8,910	30,420	30,205	20,513	31,773
Kenya Colony	45	38	19	20	23	25,280	28,750	12,641	14,173	16,000
Tanganyika Territory	7	6	7	—	—	4,870	4,329	4,320
Somaliland Protectorate	8	..	2	1	..	3,900	150	1,050	1,170	..
Anglo-Egyptian Sudan	—	—	23	55	..	—	—	22,930	35,492	..
Mauritius and Dependencies	1	1	5	1	..	500	450	3,829	1,810	200
Seychelles	2	1,040	..	400
Fiji Islands	1	1	110	200	583	1,865	448
Other British Possessions	40	100	170	200
TOTAL BRITISH EMPIRE	14,369	18,534	5,541	2,392	39,158	40,20,190	68,41,000	21,49,418	8,70,567	94,57,091

(*) Separately recorded from 1922-23.
 * Included in Turkey, Asiatic prior to 1921-22.

GENERAL EXPORTS

INDIA MERCHANDISE

No. 14—continued

ARTICLES, AND COUNTRIES OF FINAL DESTINATION; ALSO SHARE OF EACH PROVINCE	QUANTITY					VALUE				
	1919-20	1920-21	1921-22	1922-23	1923-24	1919-20	1920-21	1921-22	1922-23	1923-24
Sugar—concluded										
<i>Total Sugar—continued</i>	Tons	Tons	Tons	Tons	Tons	R	R	R	R	R
Turkey, European	..	3	1,830
Turkey, Asiatic
Levant and Black Sea	1	800
Red Sea	207	50	1,27,720	47,720
Persian Gulf	1,144	662	8,59,400	5,29,210
Mascat Territory and Trucial Oman	55	34	43	21	50	21,080	26,040	33,853	16,717	28,228
Other Native States in Arabia	134	669	389	529	310	66,140	2,55,490	1,66,481	1,75,419	1,13,096
Persia	342	118	79	56	49	2,21,150	1,04,930	60,774	34,901	31,454
Java	26	7,080
Sumatra	2,030
Siam	18	12	43	1	53	7,180	4,720	9,855	50	6,725
China (exclusive of Hongkong and Macao)	98	51	77	..	135	33,000	9,800	15,016	6	41,902
Portuguese East Africa	16	15	15	13	21	8,800	11,270	10,364	6,051	9,830
Madagascar	3	4	2	1	2	1,200	3,620	1,934	675	935
German East Africa*	8	4	4,940	2,560
Italian East Africa (Somaliland and Eritrea)	23	8	11	8	8	14,110	7,250	7,580	4,311	4,775
French Somaliland	4	..	1	4,390	..	1,185
United States of America—West Atlantic Coast	..	2,002	16,98,690	50
Other Foreign Countries	1	530	830	230	142	318
TOTAL FOREIGN COUNTRIES	2,080	3,632	660	629	628	13,71,610	27,06,090	3,37,272	2,38,272	2,40,358
<i>Share of Bengal</i>	<i>1,451</i>	<i>2,789</i>	<i>720</i>	<i>6</i>	<i>2,512</i>	<i>6,47,320</i>	<i>31,52,000</i>	<i>4,92,032</i>	<i>3,350</i>	<i>4,82,925</i>
.. Bombay	1,301	989	1,047	466	742	3,93,340	7,94,980	6,98,221	3,30,612	3,33,990
.. Sind	515	693	11	14	2,320	2,88,520	2,55,210	8,699	10,491	8,10,273
.. Madras	12,931	17,320	4,112	2,948	32,482	34,34,840	62,29,900	12,09,963	6,81,986	73,28,075
.. Burma	951	375	311	87	1,730	77,080	1,15,900	77,785	22,400	4,91,575
TOTAL	10,449	22,166	6,201	3,521	89,786	53,91,800	95,47,990	24,80,690	10,48,839	66,97,144
Tallow and Stearine (including Grease and Animal fat) (II. L)—United Kingdom	Cwts. 889	Cwts. ..	Cwts. ..	Cwts. 1	Cwts. 2	43,660	100	3
Aden and Dependencies	28	33	161	2	2	1,540	1,630	4,875	100	96
Mesopotamia †	1,762	165	49	75,815	5,870	1,610
Bahrein Islands	1,417	2,916	1,168	1,855	3,290	57,480	1,30,970	43,656	76,131	1,40,471
Ceylon	265	228	32	50	20	14,850	11,590	2,001	1,428	657
Straits Settlements (including Labuan)	5,771	4,389	3,491	4,523	5,606	3,08,900	2,54,500	1,71,630	2,57,380	2,87,029
Hongkong	4	39	..	6	..	200	2,150	..	330	..
Natal	44	40	2,770	3,080
Mauritius and Dependencies	257	14,000
Fiji Islands	518	23,100
Other British Possessions	31	10	7	46	18	960	350	406	1,735	428
TOTAL BRITISH EMPIRE	8,650	7,614	6,616	6,650	9,543	4,44,310	4,01,320	2,98,377	3,41,074	4,56,798
Turkey, Asiatic	104	34	5,370	1,250
Red Sea	126	3,814	4,990	2,03,390
Persian Gulf	1,080	1,043	859	1,548	2,198	34,100	44,030	31,435	63,518	..
Mascat Territory and Trucial Oman	426	1,931	912	228	1,131	13,510	77,090	31,765	7,040	85,726
Other Native States in Arabia	348	468	234	118	162	11,730	16,970	6,495	4,392	47,167
Persia	..	6	..	30	350	..	6,266
Java	..	8	51	440	2,805
Siam
Italian East Africa (Somaliland and Eritrea)	80	30	..	3,840	1,250	..
Other Foreign Countries	..	1	76	..	9	..	30	1,028	..	180
TOTAL FOREIGN COUNTRIES	2,164	7,304	2,132	1,954	3,500	73,950	3,43,540	73,328	67,400	1,39,345
<i>Share of Bengal</i>	<i>6,125</i>	<i>4,420</i>	<i>3,524</i>	<i>4,541</i>	<i>6,093</i>	<i>3,29,410</i>	<i>2,56,560</i>	<i>1,73,010</i>	<i>2,58,738</i>	<i>3,09,250</i>
.. Bombay	3,460	9,229	4,318	3,506	6,021	1,45,170	4,34,680	1,66,827	1,35,293	2,55,159
.. Sind	357	761	719	255	725	13,360	33,900	24,464	7,575	21,585
.. Madras	877	521	287	250	120	30,230	19,490	8,204	8,428	6,420
.. Burma	1	7	..	62	84	30	230	..	640	3,699
TOTAL	10,920	14,913	8,748	6,604	13,043	5,18,190	7,44,860	3,72,305	4,10,474	5,96,143
Tea—Black (I. H)—United Kingdom	Lbs. 336,885,577	Lbs. 249,111,440	Lbs. 203,716,705	Lbs. 248,237,976	Lbs. 205,897,974	18,03,28,439	10,42,80,140	16,11,61,285	10,13,86,632	27,97,60,135
Malta and Goro	7,500	3,750	..
Palestine	1,008	3,686	20,532	630	2,206	19,723

* Shown as "Tanzanyika Territory" under the British Empire from 1921-22.
 † Included in Turkey, Asiatic prior to 1921-22.

GENERAL EXPORTS

INDIAN MERCHANDISE

(734)

No. 14—continued

ARTICLES, AND COUNTRIES OF FINAL DESTINATION; ALSO SHARE OF EACH PROVINCE	QUANTITY					VALUE				
	1919-20	1920-21	1921-22	1922-23	1923-24	1919-20	1920-21	1921-22	1922-23	1923-24
	Lbs.	Lbs.	Lbs.	Lbs.	Lbs.	R	R	R	R	R
Ton—continued										
Black (I. H) — continued										
Aden and Dependencies	430,076	257,721	121,416	271,848	324,272	3,54,100	94,060	41,653	2,06,501	3,66,683
Mesopotamia *	—	—	2,580,173	6,009,835	3,318,240	—	—	11,76,057	47,55,866	29,94,270
Bahrain Islands	435,797	799,182	256,571	315,835	694,765	3,00,150	4,08,010	78,962	2,84,906	6,21,866
Ceylon	1,720,735	3,274,846	4,115,485	2,579,260	3,845,870	11,18,000	22,45,280	25,79,314	15,45,538	23,94,821
Straits Settlements (including Labuan)	232,637	202,062	279,860	295,303	3,57,633	1,25,210	1,12,600	1,52,807	1,89,257	3,62,065
Federated Malay States	480	2,160	2,021	923	516	200	1,260	643	680	500
Hongkong	78,182	26,910	183	3,153	5,040	42,800	16,900	145	2,757	4,959
Egypt†	1,184,029	1,780,292	3,083,468	2,359,976	—	6,86,470	7,01,820	10,40,724	15,19,047	—
Protectorate of South-West Africa	—	—	—	5,800	—	—	—	—	5,526	—
Cape of Good Hope	911,492	260,304	1,190,880	948,773	719,809	5,15,620	1,40,210	8,08,836	4,91,894	7,18,028
Natal	201,631	287,593	345,593	294,686	94,177	1,53,820	1,52,110	1,91,969	3,04,403	96,696
Transvaal	2,500	26	—	4,331	100	3,120	20	—	3,248	100
Zanzibar and Pemba	143,725	39,043	92,157	145,329	75,784	1,43,560	81,050	64,140	1,38,849	86,235
Kenya Colony	367,989	293,120	292,532	460,374	579,020	3,71,810	2,04,200	2,12,321	4,30,501	7,24,719
Tanganyika Territory	—	—	13,076	33,062	1,750	—	—	9,527	30,523	11,941
Somaland Protectorate	6,426	3,493	350	38,089	1,130	6,580	3,160	175	20,637	1,031
Anglo-Egyptian Sudan	—	—	24,735	45,076	3,200	—	—	24,151	38,484	3,739
Mauritius and Dependencies	35,487	31,510	13,134	9,674	15,532	17,650	13,030	3,799	6,932	17,319
Seychelles	300	4,969	2,982	5,109	9,262	230	3,360	1,936	4,697	9,879
Canada—										
Via Atlantic Coast	7,751,216	6,961,950	8,527,469	7,635,723	8,532,400	39,71,140	23,32,380	37,43,411	54,97,963	74,77,915
" Pacific "	548,363	807,879	3,016,643	2,163,651	3,418,731	2,80,070	3,84,010	15,96,607	14,70,717	28,08,087
British West India Islands	..	14,505	11,050	..	7,200	..	4,960	5,525	..	5,246
British Guiana	..	5,516	1,250	9,845	13,700	..	2,510	625	6,510	12,109
Western Australia	187,402	127,682	349,737	31,000	70,812	97,620	43,030	1,33,010	17,041	35,607
South Australia (including Northern Territory)	845,069	349,441	1,392,691	673,649	747,522	4,61,880	1,34,540	6,79,128	5,09,298	6,75,446
Victoria	2,892,714	3,331,902	4,317,374	2,038,700	2,422,282	15,79,160	11,87,360	16,77,212	11,37,443	15,20,062
Tasmania	150	230	308	445	400	80	160	382	370	419
New South Wales	3,052,770	1,922,941	1,380,973	1,127,615	1,053,074	15,22,310	8,13,660	7,03,216	8,73,692	6,87,709
Queenland	65,772	205,153	85,526	108,937	26,351	83,110	65,740	41,581	68,568	19,020
Australian Commonwealth (Total)	7,043,877	5,237,349	7,526,609	3,983,346	4,300,442	36,94,160	22,64,490	32,34,529	26,06,322	29,39,753
New Zealand (including Nauru and Br. Samoa)	739,099	583,079	762,152	450,220	471,597	3,01,510	2,87,130	3,10,321	2,00,026	2,22,754
Other British Possessions	..	850	2,552	200	440	638	100	..
TOTAL BRITISH EMPIRE	358,809,018	270,685,799	300,980,068	276,321,463	322,721,394	10,25,05,430	11,36,83,130	17,04,44,690	21,12,29,551	0,16,03,500
Russia—										
Southern Russia	20,040	11,270
Sweden	4,200	400	3,769	3,459	600	2,620	860	2,356	2,722	775
Norway	5,137	..	8,000	5,629	..	2,570	..	4,000	3,738	..
Denmark	155,500	164	30	28,237	25,718	71,560	160	26	27,543	25,741
Germany	..	17,376	59,192	89,354	† 100,938	..	4,940	32,810	54,313	3,98,209
Netherlands	55,290	24,543	209,503	200,727	130,411	27,790	11,240	1,00,505	1,10,330	80,103
Belgium	287,586	954	3,050	1,131	934	1,43,940	870	2,441	1,136	1,070
France	736,180	66,929	101,749	187,791	352,292	4,24,220	39,610	48,278	1,41,411	3,02,175
Spain	85,274	..	625	..	220	53,920	..	312	..	286
Switzerland	600	750	1,990	2,248	2,813	900	940	1,037	2,362	3,757
Italy	53,715	39,713	1,027	2,678	137,915	38,610	24,350	2,138	3,280	1,27,760
Austria	955	1,950	713	3,970
Hungary	34,002	52	17,700	60
Roumania	46,515	11,000	23,260	11,000
Greece	58,360	19	24,740	615,083	482,494	28,870	10	12,450	3,97,129	4,04,600
Turkey, European	205,050	40,728	148,420	221,455	345,599	1,02,780	24,510	71,228	1,41,120	3,05,500
Turkey, Asiatic	2,971	43,831	62,721	1,075	29,112	50,420
Levant and Black Sea	40,448	47,523	26,960	45,220
Red Sea	267,804	972,237	2,06,610	8,67,900
Persian Gulf	4,337,554	4,426,120	31,58,690	21,94,310
Syria	41,994	61,370	89,120	17,970	46,122	10,118
Armenia	28,200	155,300	520,050	11,645	1,48,035	5,35,975
Smyrna	123,034	33,044	21,612	44,504	23,351	25,702
Mascat Territory and Trucial Oman	174,355	63,649	9,839	27,490	122,904	1,57,800	46,400	6,774	21,753	1,20,174

* Included in Turkey, Asiatic prior to 1921-22.
† Shown as a Foreign country from 1923-24.

No. 14--continued

ARTICLES, AND COUNTRIES OF FINAL DESTINATION; ALSO SHARE OF EACH PROVINCE	QUANTITY					VALUE				
	1910-20	1920-21	1921-22	1922-23	1923-24	1910-20	1920-21	1921-22	1922-23	1923-24
Tea--continued										
Black (I. H)--concluded	Lbs.	Lbs.	Lbs.	Lbs.	Lbs.	R	R	R	R	R
Other Native States in										
Arabia	1,216,408	1,635,208	1,419,962	750,023	1,257,430	8,86,130	6,88,040	5,11,804	6,51,477	12,28,273
Persia	1,068,022	2,050,451	1,282,752	2,925,787	2,357,863	17,06,930	13,55,000	8,01,300	25,40,566	22,10,857
Benjam Island	660	733	736	934	2,028	550	620	688	1,077	2,775
Siam	6,122	6,442	8,044	17,368	13,316	4,410	4,640	5,740	15,720	14,022
Philippine Islands and Guam	90	1,000	90	1,000
China (exclusive of Hongkong	83,174	2,700	15,140	6,321	9,588	35,230	2,200	12,480	6,301	9,691
and Macao)										
Korea	720	900	1,100	360	1,417	1,100
Japan	31,691	380	7,942	40,000	48,150	15,080	370	5,041	31,335	56,890
Egypt *	1,952,660	16,45,040
Tripoli	2,050	13,364	1,537	13,364
Tunis	46,616	46,580
Portuguese East Africa	24,779	62,740	110,991	76,575	68,417	20,630	42,270	63,958	63,385	74,807
Madagascar	18,660	3,988	540	5,155	1,820	6,080	1,500	270	3,050	1,820
German East Africa †	31,360	19,300	30,710	15,170
Italian East Africa (Somali-	95,506	10,022	7,054	43,688	71,850	71,260	8,070	8,290	29,821	6,136
land and Eritrea)										
French Somaliland	1,780	11,914	756	2,100	11,659	1,690	6,060	771	1,350	10,718
Abysinia	253,110	62,110
United States of America--										
Via Atlantic Coast	4,345,107	2,986,514	7,462,606	3,599,862	3,120,165	22,06,700	12,11,340	31,37,777	24,15,586	47,9,012
.. Pacific	2,246,776	153,001	528,816	636,223	722,334	11,48,450	68,320	2,66,101	4,33,883	6,01,406
Cuba	308,346	600	..	276	..	1,65,920	300	..	202	..
Mexico	10,000	5,450
Guatemala	6,638	100	5,000	60
Colombia	35,860	..	24,000	18,270	..	18,000
Brazil	200	..	5,100	1,380	..	100	..	7,481	1,380
Argentine Republic (includ-	126,510	309,605	28,410	76,814	166,237	68,050	1,60,180	11,357	66,297	1,51,363
ing the Atlantic Coast										
of Patagonia)										
Chile (including the Pacific	3,010,732	1,779,954	616,719	870,576	1,174,300	19,67,480	8,99,300	3,08,858	7,52,215	11,41,007
Coast of Patagonia)										
Peru	217,150	97,375	8,750	453,693	49,222	1,72,110	56,140	3,750	4,11,142	35,133
Ecuador	8,250	5,780
Bolivia	15,000	11,250
Other Foreign Countries	791	1,824	1,213	68	1,240	1,090
TOTAL FOREIGN COUNTRIES	20,351,735	14,837,435	12,541,181	11,194,300	15,778,932	1,31,41,980	77,68,000	55,80,375	56,08,906	1,46,63,688
Share of Bengal	341,146,420	260,001,915	233,799,022	253,015,523	296,523,379	17,51,97,440	9,73,95,620	15,25,41,521	19,60,06,666	28,39,13,281
" Bombay	7,445,141	3,600,303	2,259,782	3,909,203	3,318,870	64,07,410	28,67,220	15,39,244	34,31,797	35,27,837
" Sind	1,108,451	1,274,758	292,483	194,691	93,069	7,64,540	7,01,700	1,79,333	1,40,196	95,924
" Madras	29,463,234	30,637,578	27,233,356	30,386,551	38,559,737	2,02,74,170	2,04,82,550	1,78,05,419	2,02,50,849	2,56,99,223
" Burma	8,107	5,507	5,605	9,895	5,181	3,750	3,900	5,351	9,039	3,963
TOTAL	379,161,353	285,523,234	313,521,249	287,515,768	338,704,236	20,56,47,410	12,14,51,130	18,29,31,008	21,98,88,547	31,62,70,248
Green (I. H)--	Lbs.	Lbs.	Lbs.	Lbs.	Lbs.					
United Kingdom	25,284	9,976	16,418	0,037
Zanzibar and Pemba	2,700	2,010
Canada--										
Via Atlantic Coast	226,111	356,641	647,787	226,849	..	44,500	1,70,704	4,54,276	1,60,217
Other British Possessions	259	200	141	109	..
TOTAL BRITISH EMPIRE	2,700	226,111	356,900	673,271	226,825	2,010	44,500	1,70,845	4,70,798	1,78,214
United States of America--										
Via Atlantic Coast	500	2,000	..	106,966	17,716	500	1,350	..	90,928	11,003
Other Foreign Countries	480	504	..	200	900	550	640	..	110	994
TOTAL FOREIGN COUNTRIES	980	2,504	..	107,166	18,316	1,050	2,000	..	91,938	12,997
Share of Bengal	500	225,111	356,900	730,237	233,111	600	45,870	1,70,815	5,61,726	1,91,211
" Bombay	2,820	2,130
" Sind	360	804	..	200	..	430	650	..	110	..
TOTAL	3,680	228,615	356,900	730,437	255,141	3,060	46,520	1,70,915	5,61,836	1,91,211

* Shown as a Foreign country from 1923-24
 † Shown as " Tanganyika Territory " under the British Empire from 1921-22.

GENERAL EXPORTS

(736)

INDIAN MERCHANDISE

No. 14—continued

ARTICLES, AND COUNTRIES OF FINAL DESTINATION ALSO SHARE OF EACH PROVINCE	QUANTITY					VALUE				
	1919-20	1920-21	1921-22	1922-23	1923-24	1919-20	1920-21	1921-22	1922-23	1923-24
	Lbs.	Lbs.	Lbs.	Lbs.	Lbs.	R	R	R	R	R
Total Tea—										
United Kingdom	336,885,577	249,111,440	268,710,705	248,203,160	295,907,950	18,03,28,430	10,42,80,140	10,11,64,285	10,14,03,045	27,06,09,172
Malta and Gozo	7,500	3,750	..
Palestine	—	—	1,008	3,086	20,532	—	—	630	2,200	19,723
Aden and Dependencies	480,476	257,721	121,416	271,848	324,272	3,54,900	94,060	41,653	2,06,591	3,00,083
Mesopotamia *	—	—	2,580,178	6,009,835	3,318,240	—	—	11,70,057	47,55,866	20,94,270
Bahrain Islands	435,797	799,182	256,571	315,895	694,765	3,00,150	4,08,010	78,962	2,84,906	6,29,866
Ceylon †	1,720,735	3,274,846	4,115,485	2,570,260	3,845,870	11,18,000	22,45,280	25,79,914	15,45,533	23,94,821
Straits Settlements (including Labuan)	232,637	202,062	270,569	295,303	357,633	1,25,210	1,12,600	1,52,807	1,89,257	3,62,065
Federated Malay States	460	2,160	2,021	923	546	200	1,260	943	680	590
Hongkong	78,182	26,910	183	3,153	5,040	42,800	16,900	145	2,757	4,959
Egypt †	1,184,029	1,780,293	3,083,727	2,360,176	—	6,86,470	7,01,820	10,40,865	15,19,156	—
Protectorate of South-West Africa	5,800	5,520	..
Cape of Good Hope	911,492	260,304	1,190,880	948,773	719,800	5,15,620	1,40,210	8,08,836	4,91,894	7,18,026
Natal	291,631	287,593	345,593	294,966	94,177	1,53,820	1,52,110	1,91,969	3,04,403	66,696
Transvaal	2,500	26	..	4,331	100	3,120	20	..	3,248	100
Zanzibar and Pemba	146,425	39,043	92,157	145,829	75,784	1,45,370	31,050	64,140	1,38,849	86,235
Kenya Colony	867,989	298,120	292,532	460,374	579,620	3,71,810	2,04,200	2,12,321	4,30,501	7,24,719
Tanganyika Territory	—	—	13,076	33,062	11,759	—	—	9,527	30,523	11,941
Somaland Protectorate	6,426	3,493	850	38,080	1,100	6,580	3,160	175	29,637	1,031
Anglo-Egyptian Sudan	—	—	24,785	45,076	5,129	—	—	24,151	38,484	3,739
Mauritius and Dependencies, Seychelles	35,487	31,510	13,134	9,874	15,332	17,650	18,030	3,769	6,932	17,319
Canada— Pacific Atlantic Coast	7,751,216	7,188,061	8,884,110	8,286,510	8,759,249	39,71,140	28,76,880	30,14,115	59,52,230	76,47,132
“ Pacific “	548,368	807,879	3,016,643	2,163,651	3,418,731	2,80,070	3,84,010	15,96,667	14,76,717	28,06,087
British West India Islands	14,505	11,050	..	7,200	..	4,960	5,526	..	5,246
British Guiana	5,516	1,250	9,945	13,700	..	2,510	625	6,510	12,109
Western Australia	187,402	127,682	349,737	34,000	70,813	97,620	43,030	1,33,010	17,041	35,697
South Australia (including Northern Territory)	845,099	349,441	1,392,691	673,619	747,522	4,61,880	1,34,540	6,79,128	5,09,298	6,75,440
Victoria	2,892,714	3,331,902	4,317,374	2,038,700	2,422,282	15,79,160	11,87,360	16,77,212	11,87,443	15,20,962
Tasmania	150	230	303	445	400	80	160	382	370	419
New South Wales	3,052,770	1,922,941	1,380,978	1,127,615	1,033,074	15,22,310	8,13,660	7,03,216	8,73,602	6,57,309
Queensland	65,772	205,153	85,626	108,937	20,351	33,110	85,740	41,581	69,568	19,920
Australian Commonwealth (Total)	7,043,877	5,937,346	7,526,609	3,983,346	4,300,442	36,94,760	22,64,490	32,34,529	26,06,322	29,97,753
New Zealand (including Nauru and Br. Samoa)	739,099	533,079	762,152	450,220	471,507	8,91,510	2,87,130	3,10,321	2,60,020	3,22,554
Other British Possessions	850	2,652	200	440	638	100	..
TOTAL BRITISH EMPIRE	858,812,318	270,911,910	301,336,968	276,394,734	322,958,129	19,25,07,440	11,37,27,630	17,06,15,535	21,17,00,349	30,17,84,814
Russia— Southern Russia	20,040	11,270
Sweden	4,200	400	3,769	3,459	900	2,620	860	2,356	2,722	775
Norway	5,137	..	8,000	5,629	..	2,570	..	4,000	3,738	..
Denmark	155,500	164	30	28,237	23,718	71,500	160	26	27,543	25,841
Germany	17,376	59,192	89,654	399,938	..	4,940	32,819	54,423	3,08,299
Netherlands	55,290	24,543	209,502	200,727	130,411	27,790	11,940	1,00,505	1,10,330	8,503
Belgium	287,586	954	3,050	1,131	934	1,43,940	830	2,441	1,136	1,070
France	736,180	68,929	101,749	187,791	352,292	4,24,220	39,610	49,273	1,41,411	3,02,175
Spain	85,274	..	625	..	229	53,920	..	312	..	286
Switzerland	600	750	1,090	2,248	2,813	900	940	1,937	2,362	3,757
Italy	53,716	39,713	1,027	2,678	138,545	38,610	24,350	2,138	3,260	1,28,354
Austria	955	1,959	710	1,950
Hungary	17,700
Roumania	46,515	11,000	23,260	11,000
Greece	58,360	10	24,740	615,633	482,494	28,870	10	12,450	3,97,129	4,08,630
Turkey, European	205,050	40,723	148,420	221,455	345,599	1,02,780	24,510	71,228	1,41,120	3,08,700
Turkey, Asiatic Levant and Black Sea	40,448	47,523	..	43,881	62,721	1,679	29,112	50,420
Red Sea	267,804	972,237	2,06,610	8,67,990
Persian Gulf	4,337,554	4,426,120	31,58,690	21,84,310
Syria	41,994	61,379	83,120	17,979	46,122	80,118
Armenia	23,206	156,800	529,669	11,645	1,48,635	5,35,915
Smyrna	126,634	33,044	24,012	44,504	23,351	25,802
Mascat Territory and Trucial Oman	174,355	1,63,049	9,839	27,490	122,904	1,57,800	46,400	6,714	21,763	1,20,134
Other Native States in Arabia Persia	1,216,408	1,685,208	1,119,962	760,023	1,257,430	8,86,130	6,88,040	5,11,894	6,51,477	12,28,273
	1,959,402	2,060,855	1,282,752	2,925,787	2,367,863	17,07,480	13,55,640	8,01,309	25,49,560	22,10,857

* Included in Turkey, Asiatic prior to 1921-22.

† Tea consigned from British India to Ceylon is almost entirely transhipped at Colombo to other countries and does not therefore appear in the Ceylon Customs returns as

No. 14—continued

ARTICLES, AND COUNTRIES OF FINAL DESTINATION; ALSO SHARE OF EACH PROVINCE	QUANTITY					VALUE				
	1919-20	1920-21	1921-22	1922-23	1923-24	1919-20	1920-21	1921-22	1922-23	1923-24
<i>Tea—continued</i>						Rs	Rs	Rs	Rs	Rs
<i>Total Tea—continued</i>	Lbs.	Lbs.	Lbs.	Lbs.	Lbs.					
Honjam Island	660	733	736	934	2,028	550	620	688	1,077	2,714
Siam	0,122	6,442	8,044	17,368	13,336	4,410	4,640	5,740	15,726	14,000
Philippine Islands and Guam	90	1,000	90	1,000
China (exclusive of Hongkong and Macao)	83,174	2,700	15,140	6,321	9,548	38,230	2,200	12,480	6,301	9,000
Korea	720	900	1,100	360	1,417	1,100
Japan	31,691	360	7,942	40,000	48,150	15,680	370	5,041	31,385	55,900
Egypt*	1,952,000	10,45,000
Tripoli	2,050	13,364	1,537	13,300
Tunis	46,616	46,500
Portuguese East Africa	24,779	62,740	110,991	76,575	68,417	20,630	42,370	66,958	68,385	74,800
Madagascar	18,560	3,988	540	5,155	1,820	6,680	1,890	270	8,060	1,800
German East Africa	31,360	19,800	30,710	15,170
Italian East Africa (Somaliland and Eritrea)	95,506	10,022	7,054	43,088	71,350	71,260	3,970	6,290	29,821	69,900
French Somaliland	1,780	11,914	756	2,160	11,639	1,690	6,060	771	1,350	10,700
Abyssinia	253,110	62,110
United States of America—										
<i>Via Atlantic Coast</i>	4,845,307	2,938,514	7,452,096	3,706,328	5,146,881	22,07,200	12,12,720	31,37,777	25,16,513	48,11,000
<i>" Pacific</i>	2,248,776	158,001	528,815	636,223	722,334	11,48,450	68,320	2,66,101	4,38,883	6,61,400
Cuba	306,340	600	..	276	..	1,65,920	300	..	232	..
Mexico	10,900	5,450
Guatemala	6,638	100	5,000	60
Colombia	35,660	..	24,000	18,270	..	18,000
Brazil	200	..	5,100	1,380	..	100	..	7,481	1,300
Argentine Republic (including the Atlantic Coast of Patagonia)	126,510	300,655	28,410	70,314	156,237	68,050	1,60,180	11,357	60,207	1,54,300
Chile (including the Pacific Coast of Patagonia)	3,010,732	1,779,954	616,719	870,566	1,174,500	19,67,480	9,99,300	3,08,358	7,82,215	11,41,300
Peru	217,150	97,375	3,760	453,093	40,222	1,72,110	56,140	8,750	4,11,142	35,130
Ecuador	8,250	5,780
Bolivia	15,000	11,260
Other Foreign Countries	791	1,324	1,213	608	1,240	1,000
TOTAL FOREIGN COUNTRIES	20,352,715	14,839,939	12,541,181	11,301,466	15,797,248	1,81,43,930	77,70,020	55,80,878	87,00,034	1,40,76,607
<i>Share of Bengal</i>	<i>341,146,920</i>	<i>250,233,059</i>	<i>234,085,922</i>	<i>253,795,760</i>	<i>296,778,320</i>	<i>17,81,97,940</i>	<i>9,74,41,490</i>	<i>16,27,12,366</i>	<i>19,65,08,392</i>	<i>28,41,34,520</i>
<i>" Bombay</i>	<i>7,447,961</i>	<i>3,600,303</i>	<i>2,259,782</i>	<i>3,909,203</i>	<i>3,318,870</i>	<i>64,09,540</i>	<i>23,67,220</i>	<i>15,39,244</i>	<i>34,31,797</i>	<i>35,27,850</i>
<i>" Sind</i>	<i>1,108,811</i>	<i>1,275,302</i>	<i>292,433</i>	<i>194,791</i>	<i>93,669</i>	<i>7,66,070</i>	<i>7,02,350</i>	<i>1,39,533</i>	<i>1,40,308</i>	<i>95,900</i>
<i>" Madras</i>	<i>29,463,934</i>	<i>30,637,678</i>	<i>27,233,366</i>	<i>30,336,561</i>	<i>38,659,737</i>	<i>2,02,74,170</i>	<i>2,04,82,690</i>	<i>1,78,08,419</i>	<i>2,02,50,849</i>	<i>2,86,99,220</i>
<i>" Burma</i>	<i>8,107</i>	<i>5,507</i>	<i>6,606</i>	<i>9,395</i>	<i>5,181</i>	<i>3,750</i>	<i>3,900</i>	<i>5,357</i>	<i>9,039</i>	<i>3,900</i>
TOTAL	379,165,083	285,751,849	313,678,149	238,290,200	338,755,377	20,56,50,470	12,14,07,660	18,22,01,913	22,04,00,383	31,64,61,480
<i>Tea waste, for the manufacture of Caffeine (II. S)</i>	Lbs.	Lbs.	Lbs.	Lbs.	Lbs.					
United Kingdom	625,651	933,600	180,560	600,608	794,308	1,06,070	1,35,290	33,855	89,708	71,900
Other British Possessions	56	40
TOTAL BRITISH EMPIRE	625,651	933,656	180,560	600,608	794,308	1,06,070	1,35,330	33,855	89,708	71,900
Germany	74,004	9,610
United States of America—										
<i>Via Atlantic Coast</i>	7,285,349	5,637,903	2,044,288	962,010	1,427,019	13,67,030	10,52,780	5,01,716	1,25,704	1,55,881
Total Foreign Countries	7,285,349	5,637,903	2,044,288	962,010	1,501,823	13,67,900	10,52,780	5,01,716	1,25,704	1,55,490
<i>Share of Bengal</i>	<i>7,878,463</i>	<i>6,445,940</i>	<i>3,072,048</i>	<i>1,563,658</i>	<i>2,186,131</i>	<i>14,69,930</i>	<i>11,64,880</i>	<i>6,26,067</i>	<i>2,09,581</i>	<i>2,25,342</i>
<i>" Madras</i>	<i>32,537</i>	<i>125,619</i>	<i>52,800</i>	<i>59,160</i>	<i>110,000</i>	<i>4,070</i>	<i>23,230</i>	<i>9,504</i>	<i>6,916</i>	<i>12,146</i>
TOTAL	7,911,000	6,571,559	3,124,848	1,622,818	2,296,131	14,74,000	11,88,110	5,35,571	2,16,497	2,37,488
<i>Textiles—</i>										
Cotton—										
<i>Race (II. M)—</i>	Tons	Tons	Tons	Tons	Tons					
United Kingdom	20,614	17,144	6,390	34,131	51,865	3,72,98,850	1,98,17,580	63,23,932	4,16,09,524	8,56,87,121
Mesopotamia†	11	4	16	9,345	3,500	15,721
Bahrain Islands	60	28	14	40	23	56,510	18,520	7,730	60,125	24,010

* Shown as a Foreign country from 1923-24.
† Shown as "Tanganyika Territory" under the British Empire from 1921-22.
‡ Included in Turkey, Atlantic, prior to 1921-22.

GENERAL EXPORTS

(738)

INDIAN MERCHANDISE

No. 14—continued

ARTICLES, AND COUNTRIES OF FINAL DESTINATION; ALSO SHARE OF EACH PROVINCE	QUANTITY					VALUE				
	1919-20	1920-21	1921-22	1922-23	1923-24	1919-20	1920-21	1921-22	1922-23	1923-24
Textiles—continued										
Cotton—continued										
<i>Raw (I. M.)—continued</i>										
Ceylon	Tons 603	Tons 685	Tons 484	Tons 926	Tons 1,130	R 7,77,620	R 9,84,130	R 7,07,746	R 13,86,225	R 17,26,787
Straits Settlements (including Labuan)	80	..	9	2,00,880	240	3,385	125	..
Hongkong	2,318	2,479	1,341	608	203	31,11,150	28,57,520	10,98,041	6,85,368	2,80,286
Natal	2	1,420
Zanzibar and Pemba	2	6	2,200	6,000
Kenya Colony	7	3	22,050	5,950
Mauritius and Dependencies	3	4	8	14	5	860	2,380	2,540	6,200	6,735
Western Australia	2	900	..
Victoria	162	180	88	79	153	2,28,290	1,49,270	62,000	94,500	2,29,018
New South Wales	..	18	13,620	50
Australian Commonwealth (Total)	162	139	88	81	153	2,28,290	1,62,890	62,050	95,400	2,29,018
Other British Possessions	410	50	..
TOTAL BRITISH EMPIRE	20,745	20,488	8,345	85,704	53,304	4,16,94,210	2,38,35,160	82,30,788	4,38,38,616	8,79,70,588
Sweden	223	405	131	426	393	2,58,770	8,79,730	1,07,290	5,19,960	6,84,035
Norway	99	249	87	93	86	1,19,950	2,48,980	87,590	1,19,600	1,31,125
Denmark	..	9	14	10	34	..	9,800	18,420	13,440	58,500
Germany	8,580	35,959	41,918	40,080	43,627	1,10,44,190	8,43,63,130	3,78,68,416	5,20,54,210	6,65,42,513
Netherlands	2,700	2,110	958	1,717	7,433	30,92,520	23,97,500	8,10,940	18,97,775	1,12,25,707
Belgium	24,542	43,378	35,411	45,011	45,774	3,12,95,510	4,21,90,540	3,29,43,107	5,30,44,890	7,07,93,696
France	10,214	6,387	10,122	22,557	31,154	1,29,87,470	98,28,100	99,41,747	2,07,11,993	4,73,70,248
Spain	7,732	18,675	5,387	11,726	15,626	1,00,88,060	1,43,83,660	52,89,037	1,33,31,844	2,44,03,396
Portugal	35	61	71	47	74	50,000	44,000	43,575	58,400	1,19,300
Switzerland	1,412	410	15	2	38	17,87,260	5,83,380	14,648	3,630	55,000
Italy	27,713	38,016	27,570	43,094	98,300	3,50,88,230	3,58,46,070	2,40,02,670	4,85,49,806	14,95,78,046
Austria
Hungary	1,572	6,098	5,978	7,595	7,498	20,88,160	65,45,420	51,90,594	91,16,147	1,10,59,310
Greece
Turkey, Asiatic	60	17	277	45,970	21,250	4,55,875
Levant and Black Sea	..	21	10,150
Red Sea	4	4,000
Persian Gulf	74	48	65,160	35,880
Smyrna	105	150	52	1,00,000	1,95,307	75,000
Maskat Territory and Trucial Oman	3	10	6	3	1	2,600	9,010	4,420	2,232	1,040
Other Native States in Arabia	9	4	10	10	4	5,180	3,920	3,671	8,620	3,682
Persia	5	1	4,760	790	1,000	45	..
Indo-China (including Cochinchina, Cambodia, Annam, Tonkin and French leased Territories in China)	646	1,620	5,275	3,553	4,753	7,88,150	14,41,450	51,57,909	43,89,452	71,98,935
China (exclusive of Hongkong and Macao)	13,790	31,768	76,417	68,295	47,903	1,98,97,100	3,92,88,450	8,33,21,088	10,50,00,540	6,84,06,054
Japan	295,049	167,681	314,333	280,465	307,577	41,22,33,520	20,50,10,400	32,55,09,616	34,47,85,353	42,62,19,823
Portuguese East Africa
United States of America—Vid Atlantic Coast	8,109	1,675	1,639	3,880	7,595	39,49,180	19,72,470	15,40,311	44,16,252	1,14,15,960
.. Pacific	18	14	25,000	1,41,900
Argentina Republic (including the Atlantic Coast of Patagonia)
Other Foreign Countries	..	32	..	44	20	..	24,290	..	49,120	12,503
TOTAL FOREIGN COUNTRIES	398,585	860,097	525,457	504,693	618,512	54,48,29,800	30,24,62,430	53,14,62,009	60,59,04,765	89,67,38,769
Share of Bengal	23,774	13,315	32,108	17,789	6,691	3,32,60,360	1,68,45,820	3,70,11,104	2,08,22,293	96,72,098
.. Bombay	346,536	292,181	431,323	463,403	527,584	17,18,97,470	33,17,11,510	43,87,92,592	58,13,48,187	75,49,52,716
.. Sind	16,000	39,487	36,245	66,160	92,373	2,00,32,930	3,52,94,530	2,36,44,335	7,04,52,355	14,91,61,831
.. Madras	29,652	17,635	17,807	17,093	36,300	4,25,39,470	2,26,96,920	1,87,71,792	2,49,78,737	5,85,53,555
.. Burma	13,348	8,967	16,314	10,936	8,588	1,87,43,780	1,08,28,810	1,64,63,154	1,21,41,779	1,21,39,157
TOTAL	428,330	370,585	533,802	600,397	671,936	58,65,24,910	41,62,87,590	53,90,82,797	70,97,43,381	98,47,09,357
Waste (I. M.)—										
United Kingdom	Cwts. 140,090	Cwts. 90,129	Cwts. 62,937	Cwts. 67,185	Cwts. 71,124	42,40,220	25,53,570	13,16,870	20,34,671	27,24,655
Aden and Dependencies	166	191	92	125	80	6,040	6,030	2,675	3,707	2,672
Mesopotamia*	741	901	606	21,572	19,304	16,977
Bahrain Islands	2,021	989	763	22	375	73,430	22,010	1,660	856	30,575
Ceylon	996	2,110	1,114	252	2,845	20,700	61,330	28,811	7,512	44,455
Straits Settlements (including Labuan)	10	15	49	36	84	800	520	2,092	850	1,440
Federated Malay States	231	1	5,175	60
Egypt	143	2,870
Natal	10	84	367	172	42	520	2,520	10,573	5,818	900
Mauritius and Dependencies	140	11	..	2,100	420	..
Zanzibar and Pemba	70	51	71	44	31	2,440	1,690	1,993	850	1,05

* Included in Turkey, Asiatic, prior to 1921-22.

No. 14—continued

ARTICLES AND COUNTRIES OF FINAL DESTINATION; ALSO SHARE OF EACH PROVINCE	QUANTITY					VALUE				
	1919-20	1920-21	1921-22	1922-23	1923-24	1919-20	1920-21	1921-22	1922-23	1923-24
Textiles—continued										
Cotton—continued										
Waste (II. M)—continued	Cwts.	Cwts.	Cwts.	Cwts.	Cwts.	₹	₹	₹	₹	₹
Kenya Colony	639	820	433	620	638	11,200	19,800	10,721	16,631	20,900
Tanganyika Territory	—	—	91	25	135	—	—	1,505	650	3,54
Canada— Atlantic Coast	350	10,00
Victoria	198	1,392	693	777	..	5,000	28,300	13,100	15,55
New South Wales Australian Commonwealth (Total)	64	2,962	..
Other British Possessions	11	14	..	11	..	870	420	..	336	..
TOTAL BRITISH EMPIRE	144,762	100,599	58,193	70,401	77,588	43,66,820	26,74,300	14,29,647	21,12,411	28,72,84
Sweden	189	172	6,080	7,20
Denmark	1,400	1,620	210	32,000	28,720	6,900	..
Norway	1,400	..	105	20,000	..	3,000
Germany	19,894	27,372	112,039	254,628	125,629	4,72,170	5,53,260	20,88,074	45,36,347	31,74,67
Netherlands	5,670	5,800	5,178	13,140	20,428	1,87,760	1,24,250	1,37,050	2,17,190	4,01,220
Belgium	84,082	36,108	33,000	60,717	89,269	22,73,890	9,04,510	6,11,747	12,91,370	24,55,48
France	17,151	6,935	7,643	18,259	14,914	5,09,230	1,83,100	1,81,525	4,44,050	4,84,100
Spain	87	934	..	1,198	515	3,130	28,870	..	28,370	17,970
Switzerland	175	4,500
Italy	14,883	14,110	..	6,362	15,733	3,66,550	3,36,440	..	1,53,635	6,36,720
Austria	770	2,576	850	1,858	588	22,280	80,010	11,760	10,650	13,600
Hungary
Greece	192	5,620
Turkey, Asiatic	775	3,772	21,250	87,580
Persian Gulf
Mascat Territory and Trucial Oman	1,365	1,438	1,099	727	1,130	14,160	16,000	11,235	9,807	20,551
Other Native States in Arabia	1,208	161	379	151	222	20,050	2,510	1,614	1,769	5,156
Persia	297	8	97	..	15	6,910	280	1,364	..	600
Japan	481	4,448	943	1	..	11,940	79,950	17,287	30
Portuguese East Africa	5	11	7	1,650	..	140	250	158	50,105
United States of America— Via Atlantic Coast	4,215	10,185	28,883	13,495	..	1,31,950	2,89,075	8,52,205	2,77,007
Other Foreign Countries	46	38	16	..	12	1,420	1,170	420	..	450
TOTAL FOREIGN COUNTRIES	146,450	105,619	177,465	393,267	284,670	39,13,410	24,98,000	34,63,380	76,16,795	75,80,820
Share of Bengal	1,959	6,179	811	18,920	93,426	82,118
" Bombay	288,491	205,608	235,265	456,757	354,668	82,40,810	51,57,140	43,84,115	96,81,109	1,08,49,150
" Sind	132	80	17	..	3	2,210	1,350	470	..	163
" Malwa	620	515	374	731	6,885	17,500	14,910	3,346	13,647	54,258
" Burma	10	75	5	1	..	790	520	98	24	..
TOTAL	291,212	206,218	236,661	463,668	362,267	82,80,230	51,73,050	48,68,027	97,28,206	1,04,33,677
Kapok (II. M)—	Cwts.	Cwts.	Cwts.	Cwts.	Cwts.					
United Kingdom	6,594	2,244	2,123	4,467	8,958	3,14,410	1,12,550	1,27,314	2,47,355	5,65,564
Ceylon	57	..	8	1,159	..	2,500	..	93	21,513
Hongkong	340	17	..	10	..	11,750	400	..	840
Cape of Good Hope	15	138	44	142	148	520	7,080	1,472	9,690	2,466
Natal	22	242	211	649	532	700	10,770	7,882	40,100	26,293
Mauritius and Dependencies Western Australia	26	49	104	50	79	630	1,230	2,007	1,400	2,144
South Australia (including Northern Territory)	110	7,080	..
Victoria	146	73	4,560	5,500
New South Wales	40	771	..	2,060	56,600
Queensland	61	4,212
Australian Commonwealth (Total)	146	40	..	184	1,464	4,560	2,060	..	12,080	1,67,924
New Zealand (including Nauru and Br. Samoa)	826	2,140	..	175	59	34,270	87,850	..	10,754	4,280
Other British Possessions	15	20	20	5	6	580	510	388	263	48
TOTAL BRITISH EMPIRE	7,644	5,276	2,628	5,640	12,415	3,55,670	2,36,350	1,39,463	3,21,839	7,70,952
Norway	10	1,430
Germany	204	2,124	9,800	4,192	..	10,000	88,665	4,08,497	2,12,780
Netherlands	265	373	1,520	4,063	5,445	11,260	11,200	52,676	2,29,399	3,10,231
Belgium	948	..	434	372	198	47,320	..	10,000	14,900	8,200
France	1,208	379	500	2,333	3,912	49,690	14,500	17,770	1,49,621	2,72,943
Italy	3,076	334	280	684	2,802	92,300	15,690	10,760	43,827	1,55,051

GENERAL EXPORTS

INDIAN MERCHANDISE

(740)

No. 14—continued

ARTICLES, AND COUNTRIES OF FINAL DESTINATION; ALSO SHARE OF EACH PROVINCE	QUANTITY					VALUE				
	1919-20	1920-21	1921-22	1922-23	1923-24	1919-20	1920-21	1921-22	1922-23	1923-24
Textiles—continued										
Cotton—continued										
Kapok (I. M.)—contd.										
Philippine Islands and Guam	Cwts. ..	Cwts. ..	Cwts. ..	Cwts. ..	Cwts. 100	R ..	R ..	R ..	R ..	R 3,600
China (exclusive of Hongkong and Macao)	8	..	147	255	714	260	..	5,022	18,520	55,060
Japan	13,858	2,143	180	224	988	10,34,930	1,80,000	6,250	17,050	73,050
Portuguese East Africa	102	..	19	10	73	3,050	..	1,100	560	4,125
United States of America— Via Atlantic Coast	248	23	..	783	1,015	10,400	1,280	..	45,079	97,121
.. Pacific	588	44,248
Cuba	775	54,007
Chile (including the Pacific Coast of Patagonia)	..	59	3,280
Other Foreign Countries	6	15	..	2	..	200	840	..	40	..
TOTAL FOREIGN COUNTRIES	19,719	3,620	5,222	18,586	21,421	12,50,170	2,37,300	1,92,233	9,25,403	13,02,952
Share of Bengal	21,732	6,518	4,420	12,472	16,767	13,32,290	3,54,690	2,08,522	7,61,635	11,95,074
.. Bombay	5,631	2,178	3,304	11,606	15,581	2,73,400	1,10,130	1,22,966	4,72,999	8,05,852
.. Sind	33	2,650
.. Madras	..	200	26	188	1,455	150	8,830	208	12,698	36,428
TOTAL	27,363	8,896	7,750	24,266	33,831	16,05,840	4,79,650	1,351,690	12,47,332	20,40,004
Turist and Yarn—										
Grey Nos. 1 to 10 (III. O)— United Kingdom	Lbs. 473,221	Lbs. 424,715	Lbs. 45,600	Lbs. 37,600	Lbs. 119,840	4,02,740	4,91,630	24,550	23,097	1,00,882
Malta and Gozo	8,000	22,800	12,000	5,300	16,350	8,250
Cyprus	15,600	104,800	82,000	85,600	62,000	17,250	1,18,380	76,637	64,600	55,970
Palestine	9,200	10,400	9,900	10,400
Aden and Dependencies	520,245	1,114,830	1,407,400	1,204,220	921,250	7,06,850	13,61,050	13,51,466	12,82,385	8,02,920
Mesopotamia*	540,600	450,000	354,800	4,33,125	3,62,634	2,80,781
Bahrain Islands	154,800	276,200	144,000	220,000	178,100	1,52,570	2,43,450	1,24,725	1,67,483	1,54,800
Ceylon	10,180	4,800	5,900	..	452	11,230	4,500	5,800	..	334
Straits Settlements (including Labuan)	192,800	376,120	240,840	226,818	217,600	2,10,950	4,31,940	2,44,350	1,89,418	1,78,311
Hongkong	29,616,972	28,913,778	13,095,200	6,801,232	3,860,800	3,19,41,330	3,15,88,520	1,04,27,210	58,34,050	33,04,100
Egypt†	2,056,660	902,480	1,434,080	1,174,138	..	23,53,090	9,57,540	10,22,161	8,75,118	..
Natal	8,680	7,450
Zanzibar and Pemba	25,600	46,912	22,184	30,700	10,800	26,850	45,550	17,245	22,525	9,350
Kenya Colony	8,712	7,600	10,000	6,200	8,656	3,850	7,330	7,725	5,500	7,120
Anglo-Egyptian Sudan	2,400	2,000
Mauritius and Dependencies	..	1,192	..	3,139	1,150	..	3,355	..
South Australia (including Northern Territory)	..	4,160	5,200
Victoria	500	42
New South Wales	14,800	81,794	4,799	6,400	23,600	12,570	80,480	6,509	4,000	16,270
Australian Commonwealth (Total)	14,800	85,954	4,799	6,400	24,160	12,570	91,680	6,599	4,000	16,650
Other British Possessions	400	..	400	200	..	400
TOTAL BRITISH EMPIRE	33,084,540	32,259,381	17,051,883	10,368,092	5,780,258	3,59,29,280	3,53,43,320	1,37,56,543	88,65,415	49,91,300
Germany	..	22,000	30,250
France	8,000	7,370
Italy	8,600	2,550	..
Bulgaria	24,000	22,000
Serb-Croat Slovene State	20,000	7,200	20,000	5,600
Greece	30,000	34,400	4,000	38,400	53,200	34,060	42,930	4,000	47,500	39,200
Roumania	3,600	3,000
Turkey, European	38,400	129,200	34,800	40,200	1,53,220	36,100
Turkey, Asiatic
Levant and Black Sea	813,600	364,920	8,41,820	3,69,750
Red Sea	18,400	12,000	22,600	14,400
Persian Gulf	529,415	584,800	5,32,080	5,81,870
Syria	380,400	598,500	636,000	2,78,455	4,67,180	5,27,800
Smyrna	10,800	..	12,000	6,760	..	11,000
Mascat Territory and Trucial Oman	25,059	30,850	12,472	36,968	25,600	27,450	35,410	13,384	37,523	23,700
Other Native States in Arabia	28,000	19,900	63,836	33,800	13,200	30,200	22,300	78,650	31,900	13,800
Persia	216,072	204,785	202,560	139,850	179,900	2,10,990	2,24,010	2,34,092	1,23,925	1,01,000
Siam	290,000	420,400	845,360	321,200	175,200	3,46,000	5,16,100	7,55,350	2,39,850	1,26,000

* Included in Turkey, Asiatic, prior to 1921-22.
† Shown as a Foreign country from 1923-24.

No. 14—continued

ARTICLES, AND COUNTRIES OF FINAL DESTINATION; ALSO SHARE OF EACH PROVINCE	QUANTITY					VALUE				
	1919-20	1920-21	1921-22	1922-23	1923-24	1919-20	1920-21	1921-22	1922-23	1923-24
Textiles—continued										
Cotton—continued										
<i>Twist and Yarn—continued</i>										
Grey Nos. 1 to 10 (III. O)— Philippine Islands and Guam	Lbs. 20,000	Lbs. ..	Lbs. ..	Lbs. ..	Lbs. ..	R 21,840	R ..	R ..	R ..	R ..
China (exclusive of Hongkong and Macao)	28,767,673	14,880,050	4,726,800	700,000	..	3,25,75,870	1,70,22,290	39,27,558	6,12,500	..
Japan	864,000	15,08,000
Egypt*	835,600	6,69,132
Tripoli	4,800	3,900
Reunion	..	1,600	1,200
Italian East Africa (Somall- land and Eritrea)	14,800	41,300	7,345	21,300	11,120	17,000	37,650	7,005	25,025	11,400
French Somaliland	12,800	20,800	14,400	28,000
Argentine Republic (includ- ing the Atlantic Coast of Patagonia)	10,000	..	2,000	13,750	..	2,250
Other Foreign Countries	1,300	400	..	400	930	1,430	200	..	500	730
TOTAL FOREIGN COUNTRIES	31,687,519	16,749,405	6,260,373	1,909,016	2,012,350	3,62,44,810	1,00,80,280	53,11,394	16,08,433	16,51,959
<i>Share of Bengal</i>	<i>1,219,172</i>	<i>1,053,997</i>	<i>607,439</i>	<i>127,271</i>	<i>160,560</i>	<i>19,90,150</i>	<i>12,49,790</i>	<i>4,45,849</i>	<i>1,24,280</i>	<i>1,24,193</i>
.. Bombay	63,544,791	47,939,994	22,660,769	12,149,175	7,631,596	7,08,74,500	6,31,52,740	1,85,31,849	1,03,48,595	65,18,737
.. Sind	7,866	3,865	4,448	662	..	9,210	6,320	4,599	693	..
.. Madras	330	400	452	230	350	334
.. Burma	..	10,530	39,600	14,400	35,640
TOTAL	64,772,059	49,008,786	23,512,256	12,277,108	7,732,608	7,21,74,090	5,44,23,600	1,90,67,937	1,04,73,868	66,43,284
Grey Nos. 11 to 20 (III. O)— United Kingdom	178,950	229,865	9,900	22,800	49,710	2,06,310	2,87,100	9,755	21,424	54,677
Malta and Gozo	6,000	14,000	5,250	16,175
Cyprus	20,800	178,800	86,400	68,800	48,800	27,300	2,62,210	94,120	62,737	47,602
Palestine	2,400	2,800	2,000	3,000	3,500	2,000
Aden and Dependencies	842,730	1,286,150	698,230	807,500	842,000	10,08,620	20,28,230	11,20,748	9,82,761	9,15,695
Mesopotamia †	401,300	404,000	287,200	4,39,688	4,38,300	2,97,328
Bahrain Islands	17,600	22,400	24,650	43,200	28,580	28,650	84,530	32,720	50,650	32,520
Ceylon Straits Settlements (including Labuan)	24,473	36,780	24,690	10,917	13,170	36,380	58,830	31,447	12,274	10,267
Hongkong	29,936,490	6,651,721	19,446,948	20,298,170	10,702,400	3,57,12,720	1,09,04,280	1,87,61,210	2,04,07,445	1,06,80,786
Egypt*	4,889,664	2,054,080	2,409,544	1,628,300	..	64,90,010	28,21,660	24,01,662	15,79,377	..
Natal	5,200	5,200
Zanzibar and Pemba	10,550	9,626	16,412	32,034	19,024	12,850	10,310	19,120	34,387	19,349
Kenya Colony	5,800	7,980	9,600	13,200	17,400	6,400	11,080	10,950	14,450	16,000
Tanganyika Territory	1,500	800	1,200	1,500	800	1,300
Mauritius and Dependencies	617	400	1,100	1,150	400	1,200
Somaliland Protectorate	2,800	4,200	..
New South Wales <i>Australian Commonwealth</i> (Total)	..	4,480	..	2,400	5,940	..	1,500	..
Other British Possessions	10	20	..
TOTAL BRITISH EMPIRE	37,122,108	13,601,682	24,481,014	23,930,757	12,758,864	4,64,07,950	1,82,02,650	2,43,98,287	2,43,42,525	1,28,52,899
Norway	0,000	10,000
Belgium	1,600	400	1,600	400
Germany	22,400	3,200	30,000	4,400
Italy	2,400	12,000	2,325	10,000
France	3,600	4,390
Greece	68,800	19,720	23,000	8,000	75,600	95,950	29,580	23,600	8,000	77,500
Turkey, European	76,800	83,636
Turkey, Asiatic
Levant and Black Sea	1,800,600	511,800	25,14,460	7,35,120
Red Sea	107,000	17,500	1,47,160	27,650
Persian Gulf	1,442,756	810,700	17,55,200	10,82,120
Syria	620,400	1,020,450	1,347,200	6,16,200	10,49,600	13,54,799
Smyrna	40,000	40,000
Maskat Territory and Trucial Oman	66,230	130,219	180,878	104,184	95,345	73,640	1,59,840	2,02,915	1,25,806	1,04,910
Other Native States in Arabia	7,700	32,647	53,900	37,872	3,000	11,720	38,120	66,500	44,775	..
Persia	2,420,072	2,294,355	2,801,065	1,950,156	1,959,360	34,39,390	38,73,640	36,76,397	23,82,278	21,75,006
Sumatra	8,000	20,000	14,400	29,590
Java	50,000	192,400	10,400	16,000	2,000	75,720	2,52,280	13,100	19,000	2,000
Celebes and other Islands	10,000	31,000	10,000	30,000
Slam	502,000	240,000	824,000	863,900	994,000	7,15,500	3,70,300	9,71,637	6,43,177	9,79,270
Philippine Islands and Guam	101,200	10,800	1,39,680	16,740

* Shown as a Foreign country from 1923-24.
† Included in Turkey, Asiatic prior to 1921-22.

GENERAL EXPORTS

INDIAN MERCUANDISE

(742)

No. 14—continued

ARTICLES, AND COUNTRIES OF FINAL DESTINATION; ALSO SHARE OF EACH PROVINCE	QUANTITY					VALUE				
	1919-20	1920-21	1921-22	1922-23	1923-24	1919-20	1920-21	1921-22	1922-23	1923-24
Textiles—continued										
Cotton—continued						R	R	R	R	R
Twist and Yarn—continued										
Grey Nos. 11 to 20 (III. O) —continued	Lbs.	Lbs.	Lbs.	Lbs.	Lbs.					
China (exclusive of Hongkong and Macao)	56,008,802	6,789,340	10,022,200	1,335,500	430,000	4,37,90,170	94,47,620	94,21,530	14,23,387	4,08,600
Japan	608,000	9,01,370
Egypt*	—	—	—	—	1,692,400	—	—	—	—	16,18,834
Tripoli	20,400	22,500
German East Africa †	1,168	1,750	—	—	—	1,600	2,500	—	—	—
Italian East Africa (Somali- land and Eritrea)	2,400	34,800	41,150	259,490	115,600	3,400	57,550	60,230	3,23,567	1,18,725
French Somaliland	9,600	2,000	19,200	4,000
Other Foreign Countries	400	400	..	400	600	..
TOTAL FOREIGN COUNTRIES	49,220,728	11,110,291	14,597,988	5,610,075	6,024,795	5,37,33,310	1,61,31,150	1,50,73,609	62,34,174	70,57,856
Share of Bengal	6,402,788	1,453,501	365,798	139,500	38,660	85,86,260	22,78,730	4,02,335	1,85,267	1,04,684
.. Bombay	68,733,991	22,393,493	37,426,226	29,320,923	19,549,936	8,37,17,830	3,06,56,520	3,78,54,877	3,02,09,440	1,97,55,518
.. Sind	1,630	7,499	1,488	3,858	15,963	2,760	14,860	1,556	3,508	13,573
.. Madras	5,204,420	862,420	1,285,490	76,533	33,100	68,34,390	13,89,390	12,13,128	88,484	37,079
TOTAL	80,342,820	24,711,913	39,079,002	29,540,812	19,687,659	9,91,41,260	3,43,39,300	3,94,71,896	3,05,70,699	1,19,10,751
Grey Nos. 21 to 30 (III. O)—										
United Kingdom	Lbs. 800	Lbs. ..	Lbs. 55	Lbs. 5,600	Lbs. ..	1,800	..	125	0,160	..
Cyprus	4,000	6,000
Adon and Dependencies	15,880	8,800	15,900	39,900	32,400	25,620	16,500	23,625	45,425	36,200
Bahrain Islands	2,000	400	..	400	1,300	8,600	600	..	400	1,950
Ceylon	9,760	55,280	12,160	1,700	2,080	19,790	1,09,100	20,855	2,609	3,317
Straits Settlements (including Labuan)	2,495,080	1,989,040	998,400	717,100	298,900	39,35,970	35,37,160	17,04,370	3,06,575	3,45,375
Hongkong	277,300	..	160,200	5,26,540	..	2,13,800
Egypt*	14,400	500	20,510	600
Zanzibar and Pemba	550	1,150
Kenya Colony	..	180	700	150	1,200
Mauritius and Dependencies	168	..	4,784	136	..	2,880
New South Wales	4,000	14,846	4,811	2,400	..	3,120	17,630	4,510	1,500	..
Australian Commonwealth (Total)	4,000	14,846	4,811	2,400	..	3,120	17,630	4,510	1,500	..
Other British Possessions	200	9
TOTAL BRITISH EMPIRE	2,819,220	2,068,996	1,202,044	760,190	345,204	45,36,950	36,81,740	19,60,771	8,62,669	3,95,84
Switzerland	12,000	19,050
Turkey, Asiatic
Levant and Black Sea	4,000
Red Sea	..	2,000	9,500
Persian Gulf	28,720	8,800	4,180
Syria	37,220	20,400
Mascat Territory and Trucial Oman	2,000	..	3,400	300	..	4,000	..	6,800	525	..
Other Native States in Arabia	..	403	1,320	484	500	2,150	684	..
Persia	319,300	78,709	183,100	12,000	75,670	4,70,410	1,71,470	2,87,025	16,300	92,30
Sumatra	6,000	2,000	13,060	4,450
Java	156,500	448,400	90,000	8,405	40,000	2,66,880	8,05,720	1,15,000	8,810	57,0
Celebes and other Islands	20,000	10,000	21,250	10,0
Slam	128,000	40,000	36,400	..	26,000	2,09,700	69,200	44,300	..	20,2
Philippine Islands and Guam	4,000	7,500
China (exclusive of Hongkong and Macao)	109,867	..	95,530	1,92,700	..	1,30,825
Japan	249,800	4,42,900
Italian East Africa (Somali- land and Eritrea)	400	2,600	400	800	3,160	..
TOTAL FOREIGN COUNTRIES	768,387	580,300	684,950	48,189	152,900	12,19,660	10,75,920	10,29,800	55,319	1,80,1
Share of Bengal	312,747	250,546	68,572	32,605	4,734	5,16,530	4,74,250	91,858	37,810	2,0
.. Bombay	3,169,000	2,257,340	1,892,325	726,700	491,100	60,88,520	40,74,130	27,64,150	8,21,125	5,80,
.. Sind	..	1,500	3,000
.. Madras	105,860	139,470	106,090	55,874	1,380	1,50,560	3,06,280	1,43,535	59,053	1,
TOTAL	3,587,607	2,649,356	1,868,994	814,379	497,024	57,55,610	47,57,660	29,99,571	9,17,988	6,85,
Grey Nos. 31 to 40 (III. O)—										
Allen and Dependencies	Lbs. 1,000	Lbs. 6,900	Lbs. 13,000	Lbs. 5,300	Lbs. 5,200	2,300	18,170	27,250	10,050	9,
Ceylon	3,750	4,900	5,600	500	2,210	8,330	13,600	11,545	600	3,
Straits Settlements (including Labuan)	139,800	159,200	49,400	30,000	11,700	2,18,610	2,83,280	32,720	38,850	16,

* Shown as a "Foreign country" from 1923-24.

† Shown as "Tanganyika Territory" under the British Empire from 1921-22.

No. 14—continued

ARTICLES, AND COUNTRIES OF FINAL DESTINATION; ALSO SHARE OF EACH PROVINCE	QUANTITY					VALUE				
	1919-20	1920-21	1921-22	1922-23	1923-24	1919-20	1920-21	1921-22	1922-23	1923-24
	Lbs.	Lbs.	Lbs.	Lbs.	Lbs.	₹	₹	₹	₹	₹
<i>Articles—continued</i>										
<i>Cotton—continued</i>										
<i>Wool and Yarn—continued</i>										
Grey, Nos. 31 to 40 (III. O)— <i>continued</i>										
Hongkong	80,005	..	1,768	1,70,680	..	1,053
Other British Possessions	..	300	..	450	68	..	890	..	780	100
TOTAL BRITISH EMPIRE	224,555	171,200	66,768	36,250	19,168	3,90,920	3,15,920	1,23,168	50,280	29,618
Turkey, Asiatic
Levant and Black Sea	1,800	6,000
Persian Gulf	12,000	24,000
Muskat Territory and Trucial Oman	..	3,200	2,400	300	6,400	3,100	450	..
Persia	182,800	24,400	13,500	19,200	500	2,83,820	61,250	21,000	28,800	700
Siam	21,640	23,800	46,100	800	20,800	38,980	85,100	90,300	1,200	40,050
Philippine Islands and Guam	14,800	15,600	30,380	32,490
China (exclusive of Hongkong and Macao)	416,100	91,430	47,970	164,000	203,770	7,48,880	1,95,030	65,675	2,13,000	2,62,910
Japan	39,200	1,00,020
Portuguese East Africa	3,200	0,000
Italian East Africa (Somaliland and Eritrea)	600	300	1,000	1,000	900	1,800
TOTAL FOREIGN COUNTRIES	688,340	158,230	112,770	184,600	236,070	12,27,900	3,30,570	1,60,076	2,44,350	3,05,460
<i>Share of Bengal</i>	<i>79,600</i>	<i>15,600</i>	<i>1,768</i>	<i>..</i>	<i>..</i>	<i>1,51,640</i>	<i>32,490</i>	<i>1,653</i>	<i>..</i>	<i>..</i>
" <i>Bombay</i>	<i>496,790</i>	<i>220,400</i>	<i>119,400</i>	<i>56,700</i>	<i>48,900</i>	<i>8,95,560</i>	<i>4,16,570</i>	<i>1,92,495</i>	<i>81,450</i>	<i>68,550</i>
" <i>Madras</i>	<i>336,505</i>	<i>93,430</i>	<i>58,370</i>	<i>164,150</i>	<i>206,388</i>	<i>6,80,710</i>	<i>1,97,430</i>	<i>89,995</i>	<i>2,13,180</i>	<i>2,66,528</i>
TOTAL	912,895	329,430	179,538	220,850	255,238	16,27,910	6,40,490	2,84,143	2,04,630	3,35,078
Grey, above No. 40 (III. O)— <i>Aden and Dependencies</i>	900	1,400	800	3,100	3,000	1,200
Ceylon	900	4,000
Straits Settlements (including Labuan)	2,000	5,000
Hongkong	2,005	5,760
Zanzibar and Pemba	2,000	2,000
Other British Possessions	20	400	..	20	1,120	..
TOTAL BRITISH EMPIRE	6,025	..	1,800	1,800	800	12,700	..	7,100	4,120	1,200
Persia	8,920	32,400	2,600	..	100	19,360	71,100	5,600	..	225
Philippine Islands and Guam	6,000	16,250
China (exclusive of Hongkong and Macao)	717,430	22,960	32,000	13,40,150	61,040	64,000
Japan	14,400	25,200
French Somaliland	4,000	12,000
TOTAL FOREIGN COUNTRIES	750,750	55,360	34,600	..	100	14,12,960	1,32,140	69,600	..	225
<i>Share of Bengal</i>	<i>..</i>	<i>..</i>	<i>32,000</i>	<i>..</i>	<i>..</i>	<i>..</i>	<i>..</i>	<i>64,000</i>	<i>..</i>	<i>..</i>
" <i>Bombay</i>	<i>41,300</i>	<i>32,400</i>	<i>4,400</i>	<i>1,800</i>	<i>900</i>	<i>91,180</i>	<i>71,100</i>	<i>12,700</i>	<i>4,120</i>	<i>1,425</i>
" <i>Sind</i>	<i>20</i>	<i>..</i>	<i>..</i>	<i>..</i>	<i>..</i>	<i>10</i>	<i>..</i>	<i>..</i>	<i>..</i>	<i>..</i>
" <i>Madras</i>	<i>715,458</i>	<i>22,960</i>	<i>..</i>	<i>..</i>	<i>..</i>	<i>13,34,550</i>	<i>61,040</i>	<i>..</i>	<i>..</i>	<i>..</i>
TOTAL	753,775	55,360	36,400	1,800	900	14,26,740	1,32,140	76,700	4,120	1,425
Grey twofolds (doubles) (III. O)	Lbs.	Lbs.	Lbs.	Lbs.	Lbs.					
United Kingdom	7,800	88,600	6,79,740	7,414	63,525	6,04,398
Malta and Gozo	2,400	7,200	2,168	5,609
Cyprus	..	6,400	63,800	122,000	54,800	..	5,700	50,406	1,02,941	47,178
Aden and Dependencies	..	9,200	87,300	297,900	103,900	..	9,200	1,11,291	2,96,166	1,00,579
Mesopotamia*	41,800	9,600	70,400	41,975	8,075	54,574
Bahrain Islands	..	1,600	400	2,300	600
Ceylon	2,000	1,740	2,275	7,690	5,495	3,070	3,280	2,618	8,340	5,919
Straits Settlements (including Labuan)	..	48,400	242,330	99,750	70,400	..	75,180	3,19,260	1,40,460	71,025
Hongkong	12,000	2,457,200	11,716,000	11,297,400	5,250,400	26,350	24,43,300	1,04,21,449	95,72,711	42,92,325
Egypt†	6,000	89,200	728,400	400,900	..	8,000	1,00,960	7,06,097	4,13,600	..
Zanzibar and Pemba	..	800	1,000
New South Wales	2,400	..	8,000	1,500	..	5,250
Australian Commonwealth (Total)	2,400	..	8,000	1,500	..	5,250
TOTAL BRITISH EMPIRE	20,000	2,614,540	12,892,105	12,411,240	6,249,405	37,420	26,40,920	1,16,63,238	1,06,47,590	51,86,917
Germany	6,000	8,000	3,717	5,450
France	1,200	1,127
Italy	41,200	34,125
Bulgaria	154,400	1,32,643
Roumania	6,000	5,150
Greece	42,400	..	20,000	89,808	..	14,721

* Included in Turkey, Asiatic prior to 1921-22.
† Shown as a Foreign country from 1923-24.

GENERAL EXPORTS

(744)

INDIAN MERCHANDISE

No. 14—continued

ARTICLES AND COUNTRIES OF FINAL DESTINATION, ALSO SHARE OF EACH PROVINCE	QUANTITY					VALUE				
	1919-20	1920-21	1921-22	1922-23	1923-24	1919-20	1920-21	1921-22	1922-23	1923-24
Textiles—continued						R	R	R	R	R
Cotton—continued										
Twist and Yarn—continued	Lbs.	Lbs.	Lbs.	Lbs.	Lbs.					
Serb-Croat Slovene State	—	—	20,000	—	—	16,624
Turkey, European	332,800	2,63,061
Turkey, Asiatic	42,800	36,900
Levant and Black Sea	..	190,800	—	—	—	..	1,71,870	—	—	—
Persian Gulf	16,800	10,400	—	—	—	20,200	14,370	—	—	—
Syria	—	—	140,000	8,000	102,800	—	—	1,12,692	6,450	98,736
Smyrna	—	—	26,000	20,000	83,200	—	—	20,311	14,875	70,294
Praia	9,200	12,000	16,000	18,800	51,600	15,800	17,800	28,800	23,325	57,300
Java	72,800	8,000	20,000	94,075	10,760	21,562
Siam	..	54,800	54,800
Philippine Islands and Guam	11,000	6,000	4,000	22,577	7,437	6,656
China (exclusive of Hongkong and Macao)	573,040	1,638,450	2,632,000	308,200	284,800	9,46,990	22,01,210	22,45,587	4,42,315	2,59,368
Egypt*	—	—	—	—	1,311,400	—	—	—	—	10,52,420
Tripoli	40,800	40,718
Other Foreign Countries	60	800	120	800	..
TOTAL FOREIGN COUNTRIES	698,040	1,906,450	3,002,280	460,800	2,463,000	9,82,990	24,60,050	26,21,487	5,09,879	20,58,886
Share of Bombay	61,600	3,916,060	16,834,365	12,734,350	8,686,110	1,05,100	39,62,140	1,42,74,100	1,10,12,934	72,12,016
„ Madras	553,440	574,940	10,000	137,690	26,295	9,16,310	11,38,830	10,675	1,44,485	33,737
TOTAL	618,040	4,520,990	16,894,335	12,872,040	8,712,435	10,20,410	51,00,970	1,42,84,675	1,11,57,469	72,45,903
Orange, red and other colours, Nos. 1 to 20 (Ill. O)—										
United Kingdom	15	26	16	50
Aden and Dependencies	84,400	52,227	39,400	114,154	94,600	1,33,430	1,05,470	69,580	1,63,350	1,35,423
Mesopotamia †	—	—	1,600	—	—	1,080
Bahrain Islands	1,700	..	400	550	1,000	2,760	..	500	950	1,250
Ceylon	39,244	64,850	69,500	70,650	63,750	68,810	1,16,850	1,15,309	96,308	84,371
Straits Settlements (including Labuan)	..	45,600	7,768	13,600	7,200	..	69,800	17,500	18,600	7,200
Egypt*	2,200	200	1,770	4,100	—	4,490	500	2,570	4,570	—
Zanzibar and Pemba	670	..	400	1,200	2,635	1,850	..	600	2,400	3,737
Kenya Colony	..	1,000	400	..	1,250	..	1,000	400	..	2,400
Anglo-Egyptian Sudan	—	—	900	1,100	300	—	—	1,500	2,100	700
Other British Possessions	10	15	..
TOTAL BRITISH EMPIRE	128,229	163,903	122,138	205,864	170,735	2,06,370	2,93,670	2,08,989	2,88,293	2,35,281
Turkey, Asiatic
Levant and Black Sea	4,000	1,100	—	—	—	8,500	2,600	—	—	—
Red Sea	7,360	15,890
Persian Gulf	26,000	2,700	—	—	—	32,500	4,200	—	—	—
Muscat Territory and Trucial Oman	700	10,920	12,540	7,900	15,500	1,050	26,920	17,830	11,200	22,750
Other Native States in Arabia	1,800	..	10,800	8,000	3,500	2,350	..	17,250	12,325	5,200
Persia	30,010	26,495	12,100	28,500	10,700	47,610	48,760	16,030	44,800	16,400
Java	2,650	4,062
Celebes and other Islands	11,400	3,600	3,000	22,230	4,500	4,500
Siam	11,000	5,000	1,630	..	1,500	24,400	7,200	1,450	..	2,250
Philippine Islands and Guam	..	2,000	..	4,000	4,120	..	7,062	..
Italian East Africa (Somalia and Eritrea)	..	1,600	1,800	..	1,200	..	5,000	3,000	..	2,400
TOTAL FOREIGN COUNTRIES	93,170	58,715	38,920	51,900	38,050	1,64,560	98,810	55,580	79,887	58,162
Share of Bengal	11,400	2,000	22,230	4,120
„ Bombay	191,180	219,243	156,293	261,304	208,285	3,09,620	3,85,770	2,57,097	3,61,644	2,92,483
„ Madras	10	575	60	..	100	20	90	120	..	150
„ Madras	16,794	800	4,000	5,960	400	29,160	1,600	7,332	6,536	810
„ Burma	15	10
TOTAL	221,390	222,618	161,058	257,264	208,785	3,60,980	3,92,430	2,64,549	3,68,180	2,93,443

No. 14—continued

ARTICLES, AND COUNTRIES OF FINAL DESTINATION; ALSO SHARE OF EACH PROVINCE	QUANTITY					VALUE				
	1910-20	1920-21	1921-22	1922-23	1923-24	1910-20	1920-21	1921-22	1922-23	1923-24
Textiles—continued										
Cotton—continued										
<i>Twist and Yarn—continued</i>										
Orange, red and other colours, Nos. 21 to 40 (III. O)—	Lbs.	Lbs.	Lbs.	Lbs.	Lbs.	R	R	R	R	R
Gibraltar	6,400	10,950
Aden and Dependencies	3,600	9,000	51,352	25,750	24,650	6,000	16,420	1,04,793	44,913	44,800
Ceylon	6,654	10,850	24,500	65	..	11,710	27,090	38,870	162	..
Straits Settlements (including Labuan)	32,650	13,500	71,260	25,000
Zanzibar and Pemba	1,100	200	1,050	2,430	450	3,000	..
Other British Possessions	210	25	50	460	40	00
TOTAL BRITISH EMPIRE	49,514	34,750	70,052	26,890	24,700	1,00,380	70,940	1,44,113	47,115	44,800
Turkey, Asiatic Red Sea	1,350	4,050
Maskat Territory and Trucial Oman	6,300	340	600	1,596	300	9,000	980	1,200	2,800	525
Other Native States in Arabia	400	..	800	800	..	1,600	..
Persia	2,480	1,836	13,900	3,000	8,300	6,790	4,350	25,000	6,700	10,200
Sumatra	2,000	5,050
Java	50,200	186,850	1,22,770	4,56,640
Celebes and other Islands	17,600	39,600	..	2,000	..	33,160	1,10,140	..	4,000	..
Siam	800	2,400	3,200	1,200	7,200	5,600
Philippine Islands and Guam Italian East Africa (Somaliland and Eritrea)	7,597	80,250	50,000	14,800	75,490	59,068
..	..	1,000	3,400	3,400	1,100	..	3,600	12,375	7,650	1,600
TOTAL FOREIGN COUNTRIES	93,977	266,026	71,100	10,706	9,700	1,68,620	6,08,900	1,05,043	22,750	18,325
Share of Bengal	17,600	46,000	33,160	1,26,380
.. Bombay	183,642	254,400	145,903	37,596	34,350	2,52,820	6,12,430	2,46,954	69,663	63,125
.. Sind	80	376	190	530
.. Madras	2,154	..	1,350	90	50	2,310	..	2,202	202	90
.. Burma	15	20
TOTAL	148,491	300,776	147,152	37,686	34,400	2,89,000	7,39,840	2,49,166	69,865	63,215
Orange, red, and other colours, above No. 40 (III. O)—	Lbs.	Lbs.	Lbs.	Lbs.	Lbs.					
TOTAL BRITISH EMPIRE	300	900	..
TOTAL FOREIGN COUNTRIES	35	185	40	370
Share of Sind	35	185	40	370
.. Madras	300	900	..
TOTAL	35	185	..	300	..	40	370	..	900	..
Orange, red and other colours two-folds (doubles) (III. O)—	Lbs.	Lbs.	Lbs.	Lbs.	Lbs.					
United Kingdom	2,000	22	2,630	60
Aden and Dependencies	6,000	..	4,400	800	..	8,250	..	6,000	1,100	..
Ceylon	1,900	..	400	3,920	..	700	..
Straits Settlements (including Labuan)	80,140	3,600	..	77,700	..	70,730	7,306	..	1,20,770
Egypt*	2,700	..	24,000	4,300	..	18,594
TOTAL BRITISH EMPIRE	10,700	32,062	32,000	1,200	77,700	15,180	74,710	39,900	1,800	1,20,770
Turkey, Asiatic Levant and Black Sea	3,700	8,870
Persian Gulf	125	120
Java	6,750	10,750	10,000	26,597
Philippine Islands and Guam	6,000	6,000	18,000	9,968	8,437	29,893
Egypt*	5,000	7,484
Other Foreign Countries	400	600	..
TOTAL FOREIGN COUNTRIES	3,825	..	6,000	12,150	39,750	8,990	..	9,968	20,006	63,974
Share of Bombay	14,525	32,060	37,000	13,350	117,450	24,170	74,660	40,368	21,806	1,91,753
.. Burma	22	60
TOTAL	14,525	32,062	37,000	13,350	117,450	24,170	74,710	40,368	21,806	1,93,753
White Bleached (III. O)—	Lbs.	Lbs.	Lbs.	Lbs.	Lbs.					
Palestine	6,000	5,000
Aden and Dependencies	43,600	92,080	73,500	135,800	220,090	64,560	1,57,340	99,675	1,58,050	2,70,100
Mesopotamia	45,800	121,600	120,338	58,975	1,25,650	1,22,762
Ceylon	6,730	5,640	2,350	5,005	1,380	10,690	8,150	2,489	6,929	1,739
Straits Settlements (including Labuan)	2,400	13,200	..	336	..	3,300	18,800	..	200
Egypt*	271,720	355,000	100,600	368,000	..	4,06,220	5,86,180	1,06,150	3,87,743	..
Other British Possessions	674	805	600	1,550	1,405	575
TOTAL BRITISH EMPIRE	322,050	455,100	242,124	631,210	342,742	4,81,470	7,54,920	2,92,639	6,77,776	3,95,376

* Shown as a foreign country from 1923-24.
† Included in Turkey, Asiatic prior to 1921-22.

GENERAL EXPORTS

(746)

INDIAN MERCHANDISE

No. 14—continued

ARTICLES, AND COUNTRIES OF FINAL DESTINATION; ALSO SHARE OF EACH PROVINCE	QUANTITY					VALUE				
	1919-20	1920-21	1921-22	1922-23	1923-24	1919-20	1920-21	1921-22	1922-23	1923-24
Textiles—continued										
Cotton—continued										
Twist and Yarn—continued										
White Bleached (III. O) — continued										
Greece	4,000	4,000
Turkey, Asiatic	1,200	1,700
Levant and Black Sea	23,000	18,700	—	—	—	30,350	37,850	—	—	—
Persian Gulf	30,400	114,740	—	—	—	40,200	1,58,840	—	—	—
Syria	—	—	..	54,000	40,800	—	—	..	51,617	40,100
Mascat Territory and Trucial Oman	8,000	80	..	0,400	3,600	15,000	50	..	9,600	5,400
Other Native States in Arabia	2,100	4,250	..
Persia	6,585	12,800	..	4,800	18,600	11,030	12,800	..	9,600	50,700
Siam	2,800	400	..	4,400	400
Sumatra	2,000	5,850
Egypt†	—	—	—	—	748,100	—	—	—	—	8,03,602
Italian East Africa (Somaliland and Eritrea)	2,450	4,500	9,800	2,600	5,625	12,250
French Somaliland	600	4,800	2,400	9,600
TOTAL FOREIGN COUNTRIES	69,165	155,870	7,650	72,800	827,300	1,07,980	2,22,390	8,500	80,632	9,01,352
Share of Bengal	2,000	400	..	5,850	375
„ Bombay	289,135	605,960	235,124	701,450	1,167,790	5,37,160	9,69,530	2,80,750	7,54,490	12,91,304
„ Sind	1,100	30	336	1,940	40	400
„ Madras	980	1,980	14,680	2,560	1,516	1,050	1,850	20,389	3,978	1,619
TOTAL	391,215	610,970	249,774	704,010	1,170,042	5,89,450	9,77,310	3,01,139	7,58,468	12,98,728
Unspecified descriptions of Twist and Yarn (III. O) — United Kingdom										
Ceylon	75,858	80,523	64,442	66,840	53,107	1,35,490	99,470	86,719	2,150	58,920
Other British Possessions	1,052	4,720	620	1,360	..
TOTAL BRITISH EMPIRE	75,858	80,523	65,494	51,891	53,107	1,35,490	99,470	86,339	2,150	58,157
Turkey, Asiatic										
Red Sea	150	350
Mascat Territory and Trucial Oman	50	160
Persia	800	1,000
China (exclusive of Hongkong and Macao)	32,400	70,000	1,400	46,880	69,075	300
Celebes and other Islands	10,000	27,620
Japan	4,000	18,500
Other Foreign Countries	371	216
TOTAL FOREIGN COUNTRIES	33,350	10,050	4,371	70,000	1,400	48,230	27,770	18,710	69,075	300
Share of Bengal	10,000	27,620
„ Bombay	150	..	4,000	350	..	18,500
„ Sind	800	50	1,000	150
„ Madras	103,258	80,523	64,694	117,171	53,107	1,32,370	99,470	85,779	1,30,745	53,157
„ Burma	1,171	4,720	1,400	776	1,360	300
TOTAL	109,208	90,573	69,865	121,891	54,507	1,33,720	1,27,240	1,05,055	1,32,105	53,457
Total Twist and Yarn—United Kingdom	Lbs. 655,021	Lbs. 654,628	Lbs. 63,155	Lbs. 140,931	Lbs. 848,290	7,04,030	7,78,840	41,874	1,21,356	7,50,957
Gibraltar	6,400	10,950
Malta and Gozo	9,000	31,200	33,200	5,300	23,763	30,094
Cyprus	36,400	290,000	232,000	276,400	169,600	44,450	3,86,280	2,21,103	2,30,278	1,56,813
Palestine	—	—	8,400	12,000	12,400	—	—	8,000	18,400	12,400
Aden and Dependencies	1,517,455	2,579,067	2,591,382	2,721,724	2,244,999	20,45,630	37,08,010	29,16,473	29,85,200	23,76,123
Mesopotamia*	—	—	1,031,100	985,600	832,736	—	—	9,74,843	9,31,379	7,55,444
Bahrain Islands	178,100	300,600	169,450	264,150	208,900	1,87,600	2,80,880	1,58,545	2,19,483	1,40,610
Ceylon	178,599	267,263	212,817	144,167	142,244	3,00,500	4,30,890	3,18,650	1,87,441	1,68,872
Straits Settlements (including Labuan)	4,056,750	3,784,900	2,698,178	1,678,588	1,416,096	62,28,950	62,91,340	33,62,038	19,32,313	15,00,671
Hongkong	59,924,781	40,922,699	44,428,116	38,396,802	19,813,640	6,83,33,380	4,49,36,110	3,08,25,322	3,58,14,206	1,82,78,011
Egypt†	7,243,344	3,401,460	4,698,394	3,665,483	—	92,36,620	44,67,390	42,57,834	32,00,417	—
Natal	13,880	12,650
Zanzibar and Pemba	38,820	58,438	40,246	65,384	32,450	42,550	59,280	39,465	62,012	32,436
Kenya Colony	9,707	17,010	21,174	19,450	27,000	10,690	20,350	20,925	10,950	25,575
Tanganyika Territory	—	—	1,900	800	1,600	—	—	1,700	800	1,700
Somaliland Protectorate	—	—	..	2,800	..	—	—	—	4,200	..
Anglo-Egyptian Sudan	—	—	3,300	1,900	500	—	—	3,500	3,500	900
Mauritius and Dependencies	617	1,192	169	3,530	5,880	1,150	1,150	126	3,755	4,086
South Australia (including Northern Territory)	4,160	5,200
Victoria	500	420

* Shown as a Foreign country from 1923-24
 † Included in Turkey, Asiatic prior to 1921-22.

No. 14—continued

ARTICLES, AND COUNTRIES OF FINAL DESTINATION; ALSO SHARE OF EACH PROVINCE	QUANTITY					VALUE				
	1919-20	1920-21	1921-22	1922-23	1923-24	1919-20	1920-21	1921-22	1922-23	1923-24
	Lbs.	Lbs.	Lbs.	Lbs.	Lbs.	R	R	R	R	R
Textiles—continued										
Cotton—continued										
Twist and Yarn—concluded										
Total Twist and Yarn—continued										
New South Wales	18,800	101,120	12,010	11,200	32,000	15,690	1,10,050	12,609	7,000	21,408
Australian Commonwealth (Total)	18,800	105,280	12,010	11,200	32,560	15,690	1,15,250	12,609	7,000	22,318
Other British Possessions	252	106	308	60	160	285
TOTAL BRITISH EMPIRE	78,862,794	51,482,537	56,233,422	48,431,164	25,822,773	8,72,83,190	6,14,84,770	5,26,81,087	4,58,50,613	2,43,16,269
Norway	10,000	10,000
Germany	22,400	25,200	..	6,000	6,000	30,000	84,650	..	3,717	5,450
Belgium	1,600	400	1,600	400
France	11,600	..	1,200	11,760	..	1,127
Switzerland	12,000	120	19,050	120
Italy	6,000	63,200	4,875	46,625
Bulgaria	178,400	1,54,693
Roumania	9,600	8,650
Greece	98,800	53,120	74,000	46,408	148,800	1,30,010	72,510	71,406	55,500	1,31,473
Turkey, European	38,400	120,200	444,400	40,200	1,53,220	..	15,624	3,82,807
Serb-Croat Slovene State	20,000	20,000	7,200	20,000	5,028
Turkey, Asiatic	1,200	..	42,800	1,700	36,900
Levant and Black Sea	2,651,300	1,088,720	34,19,290	18,10,190
Red Sea	132,910	32,910	1,85,940	60,280
Persian Gulf	2,084,116	1,532,140	24,50,560	18,61,610
Syria	1,140,800	1,680,350	2,132,800	10,07,347	15,70,507	20,30,522
Smyrna Territory	36,800	20,000	135,200	27,061	14,875	1,21,294
Muscat and Trucial Oman	98,289	184,034	212,285	1157,546	140,345	1,31,000	2,30,470	2,45,229	1,87,903	1,57,285
Other Native States in Arabia	37,500	53,747	129,856	84,856	48,700	44,270	62,020	1,34,551	96,334	61,760
Persia	8,196,254	2,688,932	3,248,925	2,176,709	2,314,090	45,05,940	44,86,760	42,94,744	26,36,328	25,50,305
Sumatra	14,000	26,000	27,450	45,640
Java	266,500	827,650	173,200	39,155	61,400	4,56,250	15,14,640	2,22,175	49,639	1,11,821
Celebes and other Islands	29,000	40,600	..	35,600	49,000	55,390	1,37,770	..	39,750	60,500
Slam	953,440	789,000	1,767,111	1,185,960	1,227,900	13,29,780	10,04,600	18,38,858	10,84,227	11,77,980
Philippine Islands & Guam	163,597	58,650	66,000	15,000	22,000	2,30,410	1,28,840	92,513	22,036	36,549
China (exclusive of Hong-kong and Macao)	66,625,312	23,402,830	17,556,500	2,662,700	919,970	7,96,41,640	2,89,27,180	1,58,55,175	27,61,377	9,31,178
Japan	1,525,800	..	253,800	25,35,490	..	4,81,400
Egypt	4,592,560	41,46,372
Tripoli	66,000	67,116
Réunion	1,600	1,200
German East Africa †	1,566	1,750	2,000	2,500
Portuguese East Africa	500	400	3,200	400	..	600	200	3,000	500	..
Italian East Africa (Somáland and Eritrea)	17,200	78,700	67,145	291,590	140,220	20,400	1,03,800	87,210	3,65,917	1,48,775
French Somáland	27,000	27,600	48,000	42,500
Argentine Republic (including the Atlantic Coast of Patagonia)	10,000	..	2,000	13,750	..	2,250
Other Foreign Countries	60	400	810	120	600	610
TOTAL FOREIGN COUNTRIES	78,107,284	31,052,683	24,799,982	8,430,326	12,704,515	9,59,29,140	4,02,30,580	2,14,64,802	89,25,485	1,23,05,697
Share of Bengal	8,643,307	2,833,644	1,073,584	299,576	254,404	1,05,99,970	41,99,740	10,05,755	3,47,357	2,32,032
“ Bombay	136,769,104	77,967,820	78,366,409	65,992,348	37,936,117	76,19,46,720	9,13,75,590	7,45,21,340	5,37,75,617	3,59,80,383
“ Sind	11,541	15,881	5,996	4,518	16,399	14,470	28,310	6,275	4,201	14,123
“ Madras	7,746,096	1,766,923	1,544,644	560,328	322,638	1,00,31,130	30,96,770	15,72,935	6,47,663	3,95,126
“ Burma	30	10,952	40,771	4,720	1,100	70	11,940	36,416	1,360	300
TOTAL	151,870,078	82,535,227	81,933,404	56,861,490	28,531,288	18,25,92,330	10,17,15,350	7,71,45,689	5,47,76,099	3,66,21,966
MANUFACTURES—										
Carpas (H.P.O.)—										
United Kingdom	1,000	400	..	1,000	1,200	..
Aden and Dependancies	101	1,958	572	655	30	240	2,950	1,100	850	45
Mesopotamia †	5,910	1,200	1,800	7,820	1,100	1,110
Ceylon	3,447	2,256	243	2,486	2,676	7,570	6,540	448	1,745	2,476
Straits Settlements (including Labuan)	2,520	6,300
Kenya Colony	500	282	..	145	..	1,100	564	..	350
Tanganyika Territory	270	350	1,590	700	450	1,300
Other British Possessions	50	250	80	80	240	170	200	708	100	125
TOTAL BRITISH EMPIRE	7,118	4,964	7,957	5,171	6,281	14,260	10,750	10,740	5,445	5,346

* Shown as a Foreign country from 1923-24.
† Shown as "Tanganyika Territory" under the British Empire from 1921-22.
‡ Included in Turkey, Asiatic prior to 1921-22.

GENERAL EXPORTS

(748)

INDIAN MERCHANDISE

No. 14—continued

ARTICLES, AND COUNTRIES OF FINAL DESTINATION; ALSO SHARE OF EACH PROVINCE	QUANTITY					VALUE				
	1919-20	1920-21	1921-22	1922-23	1923-24	1919-20	1920-21	1921-22	1922-23	1923-24
						R	R	R	R	R
Textiles—continued										
Cotton—continued										
MANUFACTURES—continued										
Canas (III. O)—continued										
Turkey, Asiatic	990	1,262	2,260	2,090
Persian Gulf	..	990	..	500	3,960	..	3,000	..	1,050	4,528
Perma	6,320	..	17,266	1,930	13,430	5,260	..	20,878	1,450	13,050
Slam	580	700
Italian East Africa (Somaliland and Eritrea)
TOTAL FOREIGN COUNTRIES	7,310	2,252	17,266	2,430	17,970	7,520	5,090	20,878	2,500	19,178
Share of Bengal	2,310	250	..	400	..	6,410	200	..	1,200	..
" <i>Bombay</i>	11,003	6,867	24,180	4,740	23,110	14,290	15,410	31,170	4,950	23,338
" <i>Sind</i>	25	50	..
" <i>Madras</i>	485	99	143	2,486	811	750	230	448	1,746	1,116
" <i>Burma</i>	130	330
TOTAL	14,428	7,216	24,323	7,651	24,251	21,780	15,840	31,018	7,945	24,524
Handkerchiefs and Shirts in the piece (III. O)—United Kingdom	No. 1,272,977	No. 2,002,181	No. 399,016	No. 1,804,152	No. 2,000,200	15,85,450	28,06,440	5,59,336	22,17,101	32,03,286
Aden and Dependencies	26,198	39,130	46,184	16,588	7,600	9,250	21,920	13,600	15,180	5,200
Mesopotamia*	29,795	6,000	1,440	12,850	3,880	1,100
Bahrain Islands	40,076	7,180	23,220	48,550	10,800	5,480
Ceylon	23,359	12,005	12,220	3,256	7,008	8,900	3,250	12,951	4,026	2,382
Straits Settlements (including Labuan)	49,331	46,726	24,492	43,068	47,506	27,090	36,930	17,032	34,455	34,512
Federated Malay States	..	684	..	7,000	890	..	4,575	..
Egypt †	34,500	87,394	91,439	48,874	..	25,200	98,320	96,308	49,050	..
Zanzibar and Pemba	10,980	17,965	900	5,572	6,000	4,320	11,610	750	1,550	3,500
Kenya Colony	18	1,968	600	1,200	3,000	10	1,320	250	1,000	1,500
Tanganyika Territory	300	1,400
Mauritius and Dependencies	1,200	6,356	2,662	2,250	4,810	720	10,600	850	6,805	5,050
Other British Possessions	1,048	336	..	1,440	..	390	470	..	375	..
TOTAL BRITISH EMPIRE	1,458,687	2,221,965	631,487	1,935,900	2,748,714	17,11,380	30,07,880	7,21,897	23,38,057	33,47,130
France	4,042	512	9,234	576	..
Turkey European	6,000	915	2,000	3,000	..
Turkey, Asiatic
Levant and Black Sea	..	1,526	7,210
Red Sea	49,748	7,503	25,770	10,600
Persian Gulf	243,913	12,600	1,85,620	24,050
Syria	9,708	8,026
Mascat Territory and Trucial Oman	30,603	50,123	21,679	40,242	18,189	35,490	76,700	26,350	57,761	26,444
Other Native States in Arabia	76,510	13,200	53,542	19,850	2,800	29,730	16,460	69,070	29,033	6,150
Persia	66,990	7,392	3,700	..	2,150	33,620	11,000	2,355	..	608
Java	700	5,500	800	3,408
Slam	22,484	2,292	800	8,000	54,976	24,520	4,450	1,400	3,500	49,788
Egypt †
Portuguese East Africa	623	1,608	8,134	4,000	5,512	230	2,600	6,508	1,850	2,000
Réunion	..	2,400	1,850
Italian East Africa (Somaliland and Eritrea)	43,670	..	4,300	37,684	5,200	22,570	..	2,900	17,183	2,150
United States of America—Atlantic Coast	106,164	235,104	168,000	206,540	247,524	11,700	38,710	25,557	30,170	41,195
" Pacific Coast	29,282	3,100
Other Foreign Countries	300	100
TOTAL FOREIGN COUNTRIES	641,515	330,748	271,897	317,643	380,851	3,70,150	1,98,000	1,45,514	1,43,673	1,44,412
Share of Bengal	106,164	255,510	168,000	220,898	312,632	11,700	61,520	25,609	38,969	49,593
" <i>Bombay</i>	716,482	315,217	328,955	240,205	169,820	4,81,890	3,35,410	2,70,296	2,26,992	1,43,557
" <i>Madras</i>	1,277,656	1,990,886	405,733	1,792,440	2,612,107	15,87,940	28,64,560	5,71,506	22,15,769	32,98,372
" <i>Burma</i>	6	15
TOTAL	2,160,202	2,561,718	903,384	2,253,543	3,124,565	2,81,530	32,61,490	8,67,411	24,81,730	34,91,542
Woollens (III. O)—United Kingdom	650	..	14,385	3,676
Aden and Dependencies	7,880	5,790	16,210	16,756	12,020
Mesopotamia*	36,697	27,238	6,863
Bahrain Islands	1,200	..	1,400	1,900	480
Ceylon	22,360	1,780	8,589	9,016	10,294
Straits Settlements (including Labuan)	1,020	..	3,350	926	2,885
Egypt †	1,970	11,300
Natal	4,690	10,840	1,050	1,700
Zanzibar and Pemba	7,180	2,100	8,075	10,100	5,875
Kenya Colony	12,750	3,990	9,685	7,264	11,650
Tanganyika Territory	4,573	6,100	3,100
Mauritius and Dependencies	4,500	2,360	260	3,050	450
Other British Possessions	600	361	1,994	385
TOTAL BRITISH EMPIRE	98,970	33,160	1,00,040	90,673	68,378

* Included in Turkey, Asiatic prior to 1921-22.
 † Shown as a Foreign country from 1923-24.

No. 14—continued

ARTICLES, AND COUNTRIES OF FINAL DESTINATION: ALSO SHARE OF EACH PROVINCE	QUANTITY					VALUE				
	1919-20	1920-21	1921-22	1922-23	1923-24.	1919-20	1920-21	1921-22	1922-23	1923-24
Textiles—continued										
Cotton—continued										
MANUFACTURES—continued										
Hosiery (III. C)—continued										
Italy	—	—	—	—	—	..	5,570	2,558	2,800	150
Turkey, Asiatic	—	—	—	—	—	1,38,180	20,240	1,813
Persian Gulf	—	—	—	—	—	8,800	2,100	990	4,800	2,555
Mascat Territory and Trucial Oman	—	—	—	—	—	100	6,075	600
Other Native States in Arabia	—	—	—	—	—	34,920	5,730	8,676	7,200	5,540
Persia	—	—	—	—	—	3,000	1,215	1,050
Java	—	—	—	—	—	19,080	30,110	42,785	35,400	34,130
Portuguese East Africa	—	—	—	—	—	..	6,900	20
Madagascar	—	—	—	—	—	1,350	700
Italian East Africa (Somali- land and Eritrea)	—	—	—	—	—	..	300	..	832	625
Other Foreign Countries	—	—	—	—	—	1,97,880	70,950	60,151	58,301	45,350
TOTAL FOREIGN COUNTRIES	—	—	—	—	—	4,000	2,360	660	2,355	469
Share of Bengal	—	—	—	—	—	2,16,700	89,120	143,359	1,44,386	88,177
„ Bombay	—	—	—	—	—	14,640	19,850	8,009	916	600
„ Sind	—	—	—	—	—	60,960	1,780	3,350	10,001	21,491
„ Madras	—	—	—	—	—	4,813	352	..
„ Burma	—	—	—	—	—
TOTAL	—	—	—	—	—	2,96,300	1,13,110	1,00,191	1,58,070	1,12,737
Piece goods—										
Grey (unbleached)—										
Chadars and Dhutis (III. C)—										
Aden and Dependences	86,010	128,280	43,895	17,521	81,610	46,670	68,960	20,597	13,010	46,752
Mesopotamia*	—	—	2,940	1,500	4,530	—	—	1,970	1,200	2,550
Bahrain Islands	27,794	1,000	24,370	84,985	10,36	18,840	1,250	8,880	40,682	8,823
Ceylon	126,687	131,838	38,658	25,974	13,543	93,730	68,530	19,820	12,590	6,527
Straits Settlements (including Labuan)	636,689	553,416	69,204	100,132	209,703	3,31,920	2,80,620	40,342	58,204	1,30,228
Federated Malay States	1,001,739	206,100	69,684	75,002	50,58	4,53,510	1,03,050	43,284	40,124	30,100
Egypt†	234,056	395,111	..	1,200	—	1,39,700	2,34,350	..	1,750	—
Natal	28,592	39,704	43,658	4,150	5,081	27,260	30,630	26,520	3,150	3,774
Zanzibar and Pemba	1,891,750	1,427,199	955,846	1,078,514	1,343,88	9,16,950	7,14,050	4,06,505	6,57,201	4,98,130
Kenya Colony	3,065,437	2,332,941	2,065,481	2,808,750	1,980,610	18,93,300	13,39,220	10,12,831	13,84,413	8,28,300
Tanganyika Territory	—	—	1,227,318	1,445,116	1,677,437	—	—	5,92,560	5,85,654	6,82,805
Anglo-Egyptian Sudan	—	—	197,080	136,380	220,120	—	—	1,15,275	95,720	1,94,318
Mauritius and Dependences	22,130	32,744	28,800	8,920	2,400	17,500	30,440	22,760	5,000	1,800
British Guiana	7,200	3,000
New South Wales	33,750	18,000	16,190	7,762	..
Australian Commonwealth (total)	33,750	18,000	16,190	7,762	..
Fiji Islands	2,500	1,000	3,000	24	..	1,590	1,400	2,000	40
Other British Possessions	40	903	600	22	525	420
TOTAL BRITISH EMPIRE	8,072,763	5,257,488	4,802,424	6,410,323	5,618,501	39,22,760	28,84,600	23,39,946	29,09,094	23,44,627
Turkey, Asiatic
Red Sea	5,050	1,200	3,200	1,000
Persian Gulf	52,693	8,556	29,000	6,480
Mascat Territory and Trucial Oman	167,101	55,493	41,480	56,800	98,514	85,170	35,760	23,320	26,805	40,178
Other Native States in Arabia	10,940	2,400	7,374	..	2,600	5,530	3,050	6,250	..	2,500
Persia	64,467	31,803	11,510	30,616	33,025	39,940	17,410	7,175	16,086	16,244
Java	2,300	954	500	830	..	1,100	550	400	415
Sum	650	2,786	1,200	200	..	300	1,500	575	90	..
Portuguese East Africa	1,866,308	1,340,934	1,606,118	2,493,547	2,515,702	7,37,340	6,18,100	7,35,301	9,42,246	9,98,138
Madagascar	10,000	35,470	4,000	20,630
Reunion	11,300	1,000	225	12,400	700	300
German East Africa‡	717,918	1,604,439	3,14,850	8,08,250
Italian East Africa (Somali- land and Eritrea)	5,700	27,935	16,100	12,850	50,500	4,000	17,900	9,887	8,050	23,900
French Somaliland	24,000	12,000
TOTAL FOREIGN COUNTRIES	2,926,127	3,114,316	1,685,761	2,594,312	2,701,261	12,48,300	15,29,970	7,83,347	9,67,077	9,96,381
Share of Bengal	11,010	28,576	50,124	40,059	6,210	3,820	16,470	29,117	19,682	4,103
„ Bombay	9,269,402	7,614,887	6,298,199	8,770,684	8,043,563	43,44,230	40,23,860	30,01,097	37,53,832	31,66,179
„ Sind	40,722	4,867	9,910	17,450	4,150	30,550	3,570	7,375	8,950	1,800
„ Madras	1,677,746	723,470	129,952	176,542	265,894	7,92,460	3,70,760	35,704	59,297	1,62,924
TOTAL	10,908,880	8,371,790	6,488,185	9,004,735	8,319,822	61,71,060	44,14,660	31,23,293	38,90,761	33,35,008

* Included in Turkey, Asiatic prior to 1921-22.

† Shown as a Foreign country from 1923-24.

‡ Shown as "Tanganyika Territory" under the British Empire from 1921-22.

GENERAL EXPORTS

(750)

INDIAN MERCHANDISE

No. 14—continued

ARTICLES, AND COUNTRIES OF FINAL DESTINATION; ALSO SHARE OF EACH PROVINCE	QUANTITY					VALUE				
	1919-20	1920-21	1921-22	1922-23	1923-24.	1919-20	1920-21	1921-22	1922-23	1923-24.
TEXTILES—continued						R	R	R	R	R
COTTON—continued										
MANUFACTURES—continued										
Piece goods—continued										
Grey (unbleached)—continued	Yards	Yards	Yards	Yards	Yards					
Drills and Jeans (III. O)—										
Aden and Dependencies	95,210	110,812	2,320	11,280	4,800	42,500	89,600	1,710	4,265	3,000
Mesopotamia*	—	—	38,400	651,440	1,098,750	—	—	12,800	1,93,054	5,78,013
Bahrain Islands	—	—	—	—	4,320	—	—	—	—	1,200
Maldives	4,120	1,800	—	—	—	3,200	1,000	—	—	—
Ceylon	24,000	5,000	4,800	40,652	13,280	11,290	3,070	6,200	22,452	6,267
Straits Settlements (including Labuan)	129,708	22,148	40	115,536	11,404	62,850	16,150	30	68,738	5,478
Federated Malay States	23,460	11,480
Egypt †	232,180	2,800	..	11,760	—	97,570	1,060	..	8,915	—
Natal	54,449	41,450
Zanzibar and Pemba	6,400	5,700	11,280	6,420	37,250	3,900	3,990	7,700	3,145	12,350
Kenya Colony	139,400	225,430	138,307	25,100	33,220	44,400	1,27,680	84,433	11,720	17,900
Tanganyika Territory	—	—	3,600	2,700	..	—	—	2,700	1,898	..
Mauritius and Dependencies	18,000	24,000	..	900	1,600	18,500	16,870	..	900	600
Seychelles	2,400	9,200	6,400	7,200	8,960	1,500	6,100	4,200	3,400	4,610
Other British Possessions	474	320
TOTAL BRITISH EMPIRE	675,352	408,190	280,096	772,088	1,811,674	2,92,460	2,36,220	1,61,322	3,18,482	6,28,403
Turkey, Asiatic										
Levant and Black Sea	16,000	16,000	—	—	—	6,500	12,000	—	—	—
Red Sea	8,000	2,900	—	—	—	1,770	2,530	—	—	—
Persian Gulf	516,660	12,000	—	—	—	1,71,700	4,480	—	—	—
Syria	—	—	72,000	..	84,240	—	—	34,500	..	21,286
Maskat Territory and Trucial Oman	11,360	2,000	..	4,600	1,600	5,690	1,000	..	1,550	600
Other Native States in Arabia	10,000	..	3,200	..	20	3,370	..	1,230	..	20
Persia	167,539	1,000	370	52,160	201,670	65,700	1,250	475	15,439	62,297
China (exclusive of Hongkong and Macao)	8,000	3,100
Egypt ††	—	—	—	—	174,720	—	—	—	—	54,866
Portuguese East Africa	18,400	1,000	41,100	67,660	30,580	11,320	800	23,175	29,102	15,002
Madagascar	..	2,400	1,850
German East Africa †	..	5,250	3,000
TOTAL FOREIGN COUNTRIES	744,959	42,650	116,670	124,420	492,830	2,69,150	20,910	59,430	46,091	1,54,659
Share of Bengal	6,120	6,600	4,000	3,250	8,000	5,070	3,730	2,600	2,646	500
.. Bombay	1,264,109	439,992	367,926	773,816	2,279,710	4,84,670	2,68,000	2,12,022	2,90,674	7,72,312
.. Sind	800	600	..
.. Madras	150,082	2,148	4,840	119,518	16,791	71,870	1,400	6,230	71,254	10,250
TOTAL	1,420,311	448,740	376,766	897,408	2,304,504	5,61,610	2,63,130	2,20,752	3,64,573	7,83,062
T. Cloth and Domestic (III. O)										
—Aden and Dependencies	Yards	Yards	Yards	Yards	Yards					
Mesopotamia*	9,145,873	10,474,730	2,484,724	1,012,283	2,077,214	37,22,000	46,01,780	8,37,258	5,76,550	5,71,483
Straits Settlements (including Labuan)	420,867	321,070	87,360	46,672	..	1,66,740	1,43,370	30,960	17,540	..
Hongkong	..	30,000	13,240
Egypt †	5,715,220	1,527,700	..	26,250	—	21,42,010	6,61,130	..	9,256	—
Natal	9,120	3,800
Zanzibar and Pemba	604,063	887,410	319,270	302,025	87,480	2,61,830	3,72,440	1,10,288	1,22,727	21,825
Kenya Colony	2,763,216	3,488,313	1,564,039	907,715	547,394	10,53,460	14,41,080	5,27,782	3,01,030	1,55,296
Tanganyika Territory	—	—	662,600	681,550	328,430	—	—	2,22,048	2,23,100	1,92,406
Anglo-Egyptian Sudan	—	—	688,750	586,130	442,500	—	—	2,34,557	1,87,374	1,33,223
Other British Possessions	15	..	1,920	69	..	600
TOTAL BRITISH EMPIRE	18,659,129	16,709,223	6,260,278	7,439,086	9,002,832	73,40,040	73,23,040	21,44,323	24,83,530	26,84,810
Turkey, Asiatic										
Red Sea	122,250	30,000	—	—	—	52,330	15,000	—	—	—
Persian Gulf	6,445,544	2,780,764	—	—	—	17,27,590	10,71,720	—	—	—
Maskat Territory and Trucial Oman	22,790	101,880	1,400	8,510	40,080	1,000
Other Native States in Arabia	38,000	68,620	11,250	28,880	43,200	16,910	25,950	3,875	9,435	13,198
Persia	1,741,534	969,750	319,230	928,428	1,391,871	6,25,050	3,50,370	1,05,898	3,11,271	3,74,002
Siam	3,401,265	2,087,884	1,932,986	591,167	120,550	14,34,180	10,27,560	6,76,631	2,20,399	48,151
China (exclusive of Hongkong and Macao)	228,000	—	—	—	69,130	—	—	—	—	—
Portuguese East Africa	365,404	275,710	661,128	1,010,080	1,212,168	1,05,200	85,000	1,83,959	2,70,507	2,76,975
German East Africa †	369,990	992,181	—	—	—	1,44,150	4,09,120	—	—	—
Italian East Africa (Somaliland and Eritrea)	624,750	974,530	408,310	108,348	550,637	1,78,790	4,31,490	1,35,020	44,730	1,83,961
French Somaliland	177,000	61,300
TOTAL FOREIGN COUNTRIES	12,420,627	8,290,319	3,034,054	2,666,903	3,318,426	44,23,140	34,56,290	11,06,383	8,56,252	8,06,178
Share of Bombay	31,085,666	24,999,542	9,303,317	10,105,989	12,411,258	1,17,69,180	1,07,79,330	32,50,637	33,39,782	31,80,985
.. Madras	15	69
TOTAL	31,085,666	24,999,542	9,303,332	10,105,989	12,411,258	1,17,69,180	1,07,79,330	32,50,706	33,39,782	31,81,985

* Included in Turkey, Asiatic, prior to 1921-22.

† Shown as a Foreign country from 1923-24.

‡ Shown as "Tanganyika Territory" under the British Empire from 1921-22.

No. 11—continued

ARTICLES, AND COUNTRIES OF FINAL DESTINATION; ALSO SHARE OF EACH PROVINCE	QUANTITY					VALUE				
	1919-20	1920-21	1921-22	1922-23	1923-24	1919-20	1920-21	1921-22	1922-23	1923-24
Textiles—continued										
Cotton—continued										
MANUFACTURES—continued										
Piece goods—continued										
Grey (unbleached)—continued										
Shirtings (III. O)—										
Aden and Dependencies	820,134	655,286	188,504	57,776	101,500	1,48,010	3,38,600	95,088	20,730	44,058
Mesopotamia*	—	—	410,890	736,736	1,079,771	—	—	1,80,452	3,17,082	3,80,242
Bahrein Islands	542,000	292,450	178,900	70,000	188,412	1,08,140	1,08,020	72,106	27,850	52,073
Ceylon	16,998	6,542	187	325	1,800	7,000	3,340	80	130	885
Straits Settlements (including Labuan)	420,940	350,540	3,100	4,760	5,440	1,92,750	1,87,830	2,400	3,330	3,800
Hongkong	7,266	1,600	3,410	1,200
Egypt†	1,990,108	313,377	72,000	90	..	6,11,410	1,21,320	36,000	45	—
Natal	19,800	23,800	92,800	16,600	68,020	8,800	10,800	85,905	5,070	23,200
Zanzibar and Pemba.	66,500	30,000	10,355	19,000	10,380	0,951
Kenya Colony	40,550	64,910	8,150	3,324	5,449	14,030	24,620	2,387	2,438	2,500
Tanganyika Territory	157,125	53,000
Anglo-Egyptian Sudan	279,898	412,080	273,145	1,07,088	1,30,465	91,431
Mauritius and Dependencies	284,520	473,950	159,000	408,060	457,475	1,47,450	2,30,250	08,000	1,04,885	1,31,628
Seychelles	16,100	27,539	5,880	8,008
New South Wales	54,300	26,062
Queensland	..	1,310	1,350
Australian Commonwealth (Total).	..	1,310	54,300	1,350	26,062
TOTAL BRITISH EMPIRE.	3,608,904	2,212,165	1,440,729	1,822,351	2,386,772	18,21,200	10,99,510	6,32,478	7,26,714	8,03,924
Bulgaria	23,000	8,613
Turkey, Asiatic
Red Sea	105,585	33,200	57,770	14,400
Persian Gulf	2,031,882	1,226,000	8,98,830	5,52,770
Syria	20,000	..	59,450	7,500	..	14,080
Mesopotamia Territory and Trucial Oman	138,262	121,272	67,740	52,787	123,015	66,780	51,090	24,286	10,484	37,805
Other Native States in Arabia	150,000	129,250	20,500	..	187,080	50,700	76,430	9,300	..	50,793
Persia	853,053	763,756	202,455	72,276	666,365	3,43,150	3,33,170	86,000	20,170	1,50,545
Java	..	57,750	17,400
Siam	380,170	22,720	1,43,360	10,720
China (exclusive of Hong- kong and Macao)	45,300	18,850	5,512
Egypt†	1,140,237	782,620	636,501	1,178,517	1,488,907	3,28,600	2,36,470	1,72,520	2,05,834	3,50,544
Portuguese East Africa	20,000	197,620	11,000	11,880
Madagascar	..	16,500	4,500	..	104,230	..	8,450	1,350	..	23,081
Italian East Africa (Somal- land and Eritrea)	75,000	10,370
French Somaliland	..	2,391	1,080
Other Foreign Countries
TOTAL FOREIGN COUNTRIES	4,981,619	3,193,079	951,096	1,303,580	2,667,347	10,28,460	13,13,920	3,00,956	3,14,488	4,47,683
Share of Bengal	33,100	76,352	76,490	4,760	6,240	16,640	33,700	36,462	3,330	4,300
" Bombay	3,287,600	5,093,911	2,199,463	3,023,713	4,971,199	31,75,200	22,69,320	8,51,887	10,01,131	14,17,407
" Sind	210,275	233,348	110,375	97,133	74,830	87,810	1,09,520	40,004	36,602	29,318
" Madras	59,548	992	187	325	1,800	30,010	820	50	139	885
" Burma	..	141	70
TOTAL	8,590,523	5,405,244	2,392,425	3,125,931	5,054,119	32,40,660	24,13,430	9,33,433	10,41,202	14,51,807
Other sorts (III. O)—										
United Kingdom	..	16,836	610	2,810	460	..	9,650	806	1,250	225
Aden and Dependencies	979,558	1,245,323	560,616	591,753	149,732	4,19,110	5,77,800	2,04,218	1,83,974	54,814
Mesopotamia*	668,043	1,289,205	1,237,860	2,65,300	3,46,400	3,75,387
Bahrein Islands	307,860	16,420	162,000	720,650	265,200	1,31,840	8,000	71,960	2,75,948	99,806
Ceylon	160,190	248,400	93,587	98,339	454,371	75,530	1,34,700	48,907	40,343	2,14,568
Straits Settlements (including Labuan)	592,397	255,588	48,876	25,841	174,737	2,81,790	1,15,180	27,730	18,584	96,498
Federated Malay States	1,725	5,200	3,916	781	3,300	2,828
Hongkong	12,000	30,027	..	220	..	4,780	14,260	..	115	..
Egypt†	2,753,831	370,164	..	9,533	..	10,16,620	2,05,990	..	22,956	..
Natal	201,774	28,646	307,298	30,979	59,930	1,27,910	15,550	1,29,440	12,237	25,418
Zanzibar and Pemba	161,486	138,475	171,460	175,410	213,943	76,060	65,320	79,217	81,795	86,450
Kenya Colony	905,448	552,411	380,130	587,820	341,156	4,22,430	2,86,240	1,71,312	2,43,730	1,36,519
Tanganyika Territory	91,588	212,872	617,117	43,068	72,525	2,18,112
Somaliland Protectorate	4,800	19,200	..	2,000	19,200	..
Anglo-Egyptian Sudan	320,252	687,800	115,000	1,12,434	2,02,026	31,005
Mauritius and Dependencies	477,070	647,784	573,804	323,626	120,540	2,57,330	3,25,950	2,90,155	1,53,910	49,500
Seychelles	129,350	117,820	62,900	10,200	7,700	45,060	51,430	22,550	9,300	3,600
South Australia (including Northern Territory)	158	128	..
New South Wales	..	9,250	11,625	..	50	..	2,910	5,502	..	50
Australian Commonwealth (Total)	..	9,250	11,625	158	50	..	2,910	5,502	128	50
Fiji Islands	11,995	2,571	..	3,000	..	1,804
Other British Possessions	840	352	260	200
TOTAL BRITISH EMPIRE	6,686,604	3,674,243	3,455,906	4,730,806	5,764,795	28,60,720	18,12,270	14,66,938	16,93,120	17,94,200

* Included in Turkey, Asiatic, prior to 1921-22.
† Shown as a Foreign country from 1923-24.

GENERAL EXPORTS

(752)

INDIAN MERCHANDISE

No. 14—continued

ARTICLES, AND COUNTRIES OF FINAL DESTINATION; ALSO SHARE OF EACH PROVINCE	QUANTITY					VALUE				
	1919-20	1920-21	1921-22	1922-23	1923-24	1919-20	1920-21	1921-22	1922-23	1923-24
Textiles—continued										
Cotton—continued										
MANUFACTURES—continued										
Piece goods—continued										
Grey (unbleached)—continued										
Other sorts (III.O)—continued										
Green					3,500					1,359
Turkey, European	299,800	68,560	2,07,000	39,690
Turkey, Asiatic	1,298,745	362,984	5,34,390	1,04,360
Red Sea										
Persian Gulf	9,215,983	2,106,003	—	—	—	31,86,980	10,23,020	—	—	—
Byria	—	—	72,000	..	65,000	—	—	16,000	..	20,700
Maskat Territory and Trucial Oman	653,793	418,990	272,115	423,965	191,430	2,59,430	1,97,810	1,14,808	1,78,572	67,554
Other Native States in Arabia	126,400	67,430	190,700	244,580	158,925	60,530	26,640	1,02,464	91,250	54,112
Persia	2,784,173	1,031,674	917,391	1,633,110	693,660	10,31,520	3,89,510	3,17,742	4,93,041	1,81,974
Siam	705,209	112,480	53,480	..	11,408	2,78,970	34,000	36,240	..	6,180
China (exclusive of Hong-kong and Macao)	7,800	1,020	4,370	550	..
Japan	9,600	140	6,500	50
Egypt*	—	—	—	—	46,380	—	—	—	—	8,859
Portuguese East Africa	512,993	806,982	653,172	788,241	306,551	2,17,760	2,90,170	2,55,747	3,10,300	2,84,615
Madagascar	..	16,946	800	..	8,680	600
Reunion	70,600	27,500	41,520	12,200
German East Africa†	130,218	237,133	—	—	—	68,580	1,45,720	—	—	—
Italian East Africa (Somaliland and Britrua)	114,070	282,900	43,740	120,024	40,245	38,270	1,33,720	15,772	35,310	13,975
French Somaliland	179,790	61,110
Other Foreign Countries	..	500	3,280	480	72	..	300	965	310	50
TOTAL FOREIGN COUNTRIES	16,110,374	5,540,222	2,222,678	3,211,420	2,023,571	59,77,560	24,96,830	8,64,108	11,09,333	6,30,597
Share of Bengal	83,920	12,084	34,116	101,467	52,954	40,910	7,670	16,302	48,745	36,142
" <i>Bombay</i>	22,567,691	9,167,824	5,626,636	7,871,893	5,381,796	87,10,820	42,82,270	23,04,755	27,43,792	18,05,253
" <i>Sind</i>	51,961	8,250	7,080	7,200	200	24,130	4,300	3,310	3,000	70
" <i>Madras</i>	93,406	26,307	10,862	11,666	352,416	62,420	14,860	7,724	6,916	1,92,412
TOTAL	22,706,978	9,214,405	5,678,584	7,992,226	5,787,366	88,38,280	43,09,100	23,31,091	28,02,453	20,33,877
Total Grey (unbleached)—	Yards	Yards	Yards	Yards	Yards					
United Kingdom	474	16,836	625	2,810	460	320	9,850	374	1,250	225
Gibraltar	362	200
Aden and Dependences	10,627,685	12,613,981	3,228,058	2,290,613	2,414,946	43,78,290	57,36,760	11,59,471	8,04,529	7,20,207
Mesopotamia‡	—	—	1,692,193	5,765,642	9,617,505	—	—	6,37,972	19,04,616	29,32,470
Bahrain Islands	877,054	309,870	305,270	884,615	477,358	3,13,820	1,76,170	1,53,296	3,44,480	1,02,502
Maldives	4,960	1,600	3,460	1,000
Ceylon	327,875	391,379	187,222	165,290	483,000	1,77,550	2,09,040	75,067	81,533	2,27,237
Straits Settlements (including Labuan)	2,259,591	1,502,702	208,580	292,941	401,436	10,35,350	7,52,150	1,10,462	1,66,391	2,34,699
Federated Malay States	1,025,259	206,100	71,409	80,202	54,406	4,85,020	1,03,050	44,015	43,424	32,928
Hongkong	19,266	60,027	40	1,213	2,200	8,190	27,500	22	640	1,620
Egypt*	10,826,383	2,600,152	72,000	48,833	—	40,06,310	12,24,760	30,000	42,016	—
Natal	250,166	92,150	498,203	50,729	142,211	1,63,970	62,970	2,35,333	21,357	56,282
Zanzibar and Pemba	2,731,108	2,458,784	1,457,656	2,252,309	1,701,617	12,78,340	11,66,170	6,03,710	8,64,808	6,25,712
Kenya Colony	7,814,051	6,071,005	4,142,207	4,312,715	2,916,820	34,28,220	32,17,830	17,98,695	19,43,340	11,39,485
Tanganyika Territory	—	—	1,985,106	2,342,238	2,780,199	—	—	8,61,271	8,83,237	10,56,382
Somaliland Protectorate	4,800	19,200	..	2,000	19,200	..
Anglo-Egyptian Sudan	—	—	1,436,880	1,823,080	1,050,855	—	—	5,60,554	6,24,585	3,62,977
Mauritius and Dependences	801,720	1,178,478	761,004	830,406	582,015	4,86,780	6,03,310	3,80,905	3,55,885	1,83,528
Seychelles	131,750	127,020	58,700	41,600	46,119	46,560	57,530	26,760	18,780	17,416
British Guiana	..	7,200	3,000
South Australia (including Northern Territory)	158	128	..
New South Wales	..	9,250	99,675	18,000	50	..	2,910	47,754	7,762	50
Queensland	..	1,310	1,360
Australian Commonwealth (Total)	..	10,560	99,675	18,158	50	..	4,270	47,764	7,890	50
Fiji Islands	..	2,500	12,995	3,000	2,595	..	1,590	4,400	2,000	1,844
TOTAL BRITISH EMPIRE	37,702,742	28,259,304	16,228,433	21,225,654	22,673,634	1,67,43,180	1,33,55,740	67,45,052	81,30,930	77,66,054
Bulgaria	25,000	8,813
Greece	3,600	1,359
Turkey, European	299,800	68,560	2,07,000	39,690
Turkey, Asiatic	15,000	16,000	6,500	12,000
Levant and Black Sea	1,624,610	430,284	—	—	—	6,49,460	2,27,290	—	—	—
Red Sea	17,202,782	6,142,323	—	—	—	60,14,150	26,59,370	—	—	—
Persian Gulf	—	—	164,000	..	209,290	—	—	68,000	..	56,515
Byria
Maskat Territory and Trucial Oman	983,306	608,255	332,735	538,152	414,559	4,15,580	3,13,450	1,63,422	2,20,411	1,46,197
Other Native States in Arabia	335,940	232,289	242,524	273,460	391,825	1,27,010	1,37,400	1,23,149	1,00,685	1,20,620

* Shown as a Foreign country from 1923-24.
 † Shown as "Tanganyika Territory" under the British Empire from 1921-22.
 ‡ Included in Turkey, Asiatic, prior to 1921-22.

No. 14—continued

ARTICLES, AND COUNTRIES OF FINAL DESTINATION; ALSO SHARE OF EACH PROVINCE	QUANTITY					VALUE				
	1919-20	1920-21	1921-22	1922-23	1923-24	1919-20	1920-21	1921-22	1922-23	1923-24
Textiles—continued										
Cotton—continued										
MANUFACTURES—continued										
Piece goods—continued										
Grey (unbleached)—concluded										
Total Grey (unbleached) —continued	Yards	Yards	Yards	Yards	Yards	R	R	R	R	R
Persia	5,611,306	2,814,783	1,451,306	2,716,589	2,901,501	21,05,360	10,08,610	5,17,290	8,05,007	7,84,062
Java	60,550	4,234	520	902	..	18,010	1,515	410	465
Siam	4,437,204	2,225,970	1,687,306	591,367	131,958	18,56,810	10,73,780	7,13,446	2,20,300	55,139
China (exclusive of Hongkong and Amoy)	281,300	..	7,800	1,020	..	91,089	..	4,370	550	..
Japan	9,600	281	6,500	120
Egypt*	234,700	69,226
Portuguese East Africa	3,888,392	3,207,246	3,598,010	5,538,045	6,053,608	14,00,220	12,30,540	13,70,702	18,17,089	18,40,967
Madagascar	30,000	92,436	800	15,600	43,040	600
Réunion	90,900	24,500	225	53,920	12,910	300
German East Africa†	1,218,126	2,841,253	5,22,589	13,65,090
Italian East Africa (Somali- land and Eritrea)	644,520	1,801,845	472,650	241,022	745,702	2,21,060	5,91,660	1,62,029	88,000	2,44,016
French Somaliland	455,700	1,52,730
Other Foreign Countries	400	300	..
TOTAL FOREIGN COUNTRIES	37,189,606	20,180,486	8,010,859	9,900,635	11,203,435	1,38,46,610	88,23,910	31,14,223	33,13,841	33,28,088
Share of Bengal	134,150	123,611	164,640	149,566	73,404	66,440	61,580	82,381	73,802	44,947
" Bombay	72,474,458	47,316,156	23,755,441	30,546,089	33,087,531	2,84,24,090	2,16,12,770	96,20,198	1,11,44,211	1,06,42,139
" Sind	302,935	246,955	133,363	122,583	79,230	1,42,500	1,17,390	66,689	49,152	31,135
" Madras	1,950,782	732,917	145,846	308,051	636,904	9,56,760	3,87,840	99,807	1,77,606	3,66,471
" Burma	141	70
TOTAL	74,892,348	48,430,790	24,239,292	31,126,289	33,877,069	2,95,89,790	2,21,79,050	98,69,276	1,14,44,771	1,10,84,742
White (bleached)—										
Chudars and Dhutis										
(III. O.)—	Yards	Yards	Yards	Yards	Yards					
Adon and Dependencies	6,450	11,920	1,240	..	300	4,000	7,750	805	..	350
Bahrain Islands	16,300	14,000
Ceylon	23,643	4,598	10,247	20,703	89	11,310	3,600	6,599	15,826	120
Straits Settlements (including Labuan)	3,000	52,360	20,184	41,673	39,999	2,100	38,370	15,982	28,801	25,110
Federated Malay States	13,362	7,532	14,384	400
Hongkong	400
Egypt*	81,550	190,100	49,350	1,48,550
Natal	1,000	9,500	2,000	4,600
Zanzibar and Pemba	3,600	600	..	1,335	..	2,000	600	..	440	..
Kenya Colony	22,020	49,425	8,350	18,150
Anglo Egyptian Sudan	12,350	6,250
Mauritius and Dependencies	9,961	7,580	7,450	4,800
New South Wales Australian Commonwealth (Total)	1,510	1,450
Fiji Islands	216	2,349	480	110	2,164	400
TOTAL BRITISH EMPIRE	157,279	272,049	62,003	73,592	117,427	92,320	2,09,770	48,865	63,721	61,556
France Maskat Territory and Trucial Oman	300	2,580	1,287	17,050	2,600	800	1,970	935	4,800	1,400
Persia	6,640	1,600	1,450	1,200	5,800	3,470	480	1,200	550	2,747
Portuguese East Africa	425	4,200	5,250	350	2,200	1,300
Italian East Africa (Somali- land and Eritrea)	2,100	15,000	1,500	6,300
Other Foreign Countries	590	850	600	500
TOTAL FOREIGN COUNTRIES	10,016	24,230	7,562	18,250	13,650	6,220	11,460	5,171	6,350	5,447
Share of Bengal	216	4,321	560	18,385	400	110	3,380	550	5,240	100
" Bombay	160,922	234,320	19,592	18,385	80,871	93,670	1,76,190	11,215	6,500	31,663
" Sind	8,840	1,030	1,465	1,200	1,700	2,570	670	1,215	50,202	7,700
" Madras	3,216	66,608	44,333	66,248	48,106	2,190	41,950	33,572	3,079	34,190
" Burma	3,635	6,099	2,474
TOTAL	167,294	298,279	69,625	91,842	131,077	98,540	2,21,220	49,036	50,071	67,093
Drills and Jeans (III. O.)—										
Adon and Dependencies	Yards	Yards	Yards	Yards	Yards					
Mesopotamia †
Bahrain Islands	1,600	1,200
Ceylon	27,134	73,606	7,171	7,433	14,300	14,950	47,030	5,347	4,602	9,566
Straits Settlements (including Labuan)	16,438	15,395	8,336	470	4,035	10,160	11,370	5,798	400	2,138
Egypt*	27,020	5,600	14,500	3,800
Natal	2,000	19,238	11,040	..	903	2,500	11,790	6,210	..	519
Kenya Colony	80,005	0,450	1,975	13,063	..	50,710	7,625	2,700	9,352
Tanganyika Territory	10,500	3,371	12,292	3,204	..
Mauritius and Dependencies	3,200	18,570	800	3,400	16,090	1,600
Other British Possessions	1,200	114	3,480	760	50	1,444
TOTAL BRITISH EMPIRE	80,512	249,520	63,397	44,213	67,871	51,750	1,79,450	48,902	23,376	39,849

* Shown as a Foreign country from 1923-24.
† Shown as "Tanganyika Territory" under the British Empire from 1921-22.
‡ Included in Turkey, Asiatic, prior to 1921-22.

GENERAL EXPORTS

(754)

INDIAN MERCHANDISE

No. 14—continued

ARTICLES, AND COUNTRIES OF FINAL DESTINATION; ALSO SHARE OF EACH PROVINCE	QUANTITY					VALUE				
	1919-20	1920-21	1921-22	1922-23	1923-24	1919-20	1920-21	1921-22	1922-23	1923-24
Textiles—continued						R	R	R	R	R
Cotton—continued										
MANUFACTURES—continued										
Piece goods—continued										
White (bleached)—continued										
Drills and Jeans (III. O)—continued	Yards	Yards	Yards	Yards	Yards					
Turkey, Asiatic
Persian Gulf	7,000	290	—	—	—	4,110	520	—	—	—
Native States in Arabia other than Muskat Territory and Trucial Oman	6,350	2,600	..
Persia	1,600	81	820	1,000	30	450
Java	4,094	9,480	4,160	5,332
China (exclusive of Hongkong and Macao)	2,800	1,720
Egypt	—	—	—	—	7,655	5,014
Portuguese East Africa	2,766	2,407	..
Madagascar	2,304	2,550
TOTAL FOREIGN COUNTRIES	12,000	6,778	9,480	9,197	8,475	6,830	7,230	5,332	5,037	6,364
Share of Bengal	8,603	13,316	2,200	1,200	12,409	3,550	14,870	1,810	1,360	8,720
.. Bombay	65,920	173,647	47,890	45,423	40,455	30,970	1,13,220	37,767	23,311	22,704
.. Sind	820	450
.. Madras	41,934	89,095	13,307	6,787	22,671	24,030	58,600	9,335	3,741	14,379
.. Burma	40	9,480	20	5,332
TOTAL	101,512	276,298	72,877	53,410	7,6346	58,580	1,86,710	54,234	28,412	46,258
T-Cloth and Domestic (III. O)—	Yards	Yards	Yards	Yards	Yards					
Ceylon	850	767	..	53,811	20,176	970	400	..	22,757	8,177
Other British Possessions	336	200	277	980	125	461
TOTAL BRITISH EMPIRE	850	767	336	53,811	20,453	970	400	980	22,882	8,638
Share of Madras	550	767	336	53,811	20,453	970	400	980	22,757	8,638
.. Burma	200	125	..
TOTAL	850	767	336	53,811	20,453	970	400	980	22,882	8,638
Shirtings (III. O)—	Yards	Yards	Yards	Yards	Yards					
Mesopotamia†	—	—	6,000	..	53,795	3,150	..	13,482
Bahrain Islands	450	208,540	390	43,725
Ceylon	5,280	6,880	46,897	20,032	32,004	3,170	3,870	39,128	7,274	12,296
Straits Settlements (including Labuan)	43,214	590	4,737	11,258	..	27,640	540	2,430	5,027
Kenya Colony	4,333	1,724
Other British Possessions	1,040	..	624	671	2,741	760	..	776	353	1,302
TOTAL BRITISH EMPIRE	6,320	50,094	54,111	25,890	312,707	3,950	31,510	43,594	10,367	83,510
Greece	18,259	7,000
Muskat Territory and Trucial Oman	980	7,660	7,450	..	14,850	440	2,870	3,195	..	1,895
Other Native States in Arabia	23,400	37,140	..	18,000	8,375
Persia	36,800	201,800	5,500	8,589	91,840	16,800	1,18,250	2,000	4,061	20,910
Portuguese East Africa	0,750	2,600
Madagascar	2,100	1,400
Other Foreign Countries	200	230
TOTAL FOREIGN COUNTRIES	37,780	235,160	19,700	8,589	165,889	17,040	1,40,750	7,795	4,061	41,190
Share of Bengal	1,040	..	571	240	..	780	..	625	250	..
.. Bombay	36,800	227,300	6,774	..	113,521	16,800	1,37,650	2,626	..	97,607
.. Sind	950	7,550	12,950	9,639	16,307	440	2,870	5,195	4,681	6,389
.. Madras	5,280	50,094	47,516	24,600	43,692	3,170	31,510	39,893	9,487	20,661
.. Burma	200	6,000	..	80	..	230	3,150	..	45
TOTAL	44,100	286,254	73,311	34,479	474,696	20,990	1,72,260	51,339	14,418	1,21,606

* Shown as a Foreign country from 1923-24.
† Included in Turkey, Asiatic, prior to 1921-22.

No. 14—continued

ARTICLES, AND COUNTRIES OF FINAL DESTINATION; ALSO SHARE OF EACH PROVINCE	QUANTITY					VALUE				
	1919-20	1920-21	1921-22	1922-23	1923-24	1919-20	1920-21	1921-22	1922-23	1923-24
Textiles—continued										
Cotton—continued										
MANUFACTURES—continued										
Piece goods—continued										
White (bleached)—continued										
Other sorts (III. C) —	Yards	Yards	Yards	Yards	Yards					
United Kingdom	2,157	2,180	262	1,213	..	2,090	1,799	177	2,029
Aden and Dependencies	198,650	108,603	58,500	82,000	49,996	87,650	68,310	27,275	42,005	23,821
Mesopotamia*	—	—	115,838	51,400	244,236	—	—	46,575	14,030	73,726
Bahrain Islands	72,680	5,400	8,166	68,900	50	29,930	3,300	4,730	27,735	50
Ceylon	126,364	216,307	228,673	214,920	81,921	62,240	1,42,670	1,34,422	96,788	47,805
Straits Settlements (including Labuan)	113,101	73,646	13,413	39,259	38,431	46,250	41,590	7,324	20,488	25,612
Federated Malay States	496	2,492	24,725	13,387	..	440	3,438	10,363	9,562
Hongkong	450	..	1,600	300	..	180	..	1,200	825	..
Egypt†	44,000	28,940	518	7,523	..	15,200	12,970	300	5,990	..
Natal	1,500	1,500	2,595	..	1,146	750	2,120	1,824	..	885
Zanzibar and Pemba	3,060	36,381	18,786	86,235	62,000	2,270	16,070	14,688	39,403	28,250
Kenya Colony	92,505	59,279	17,791	10,940	22,652	40,950	33,240	14,440	5,540	8,873
Tanganyika Territory	—	—	4,500	2,000	4,200	—	—	2,200	1,900	2,050
Anglo-Egyptian Sudan	—	—	26,180	—	9,100
Mauritius and Dependencies	94,700	1,480	26,454	5,250	11,874	44,660	1,350	12,788	3,240	2,100
Seychelles	31,720	2,400	3,000	..	5,420	6,500	1,800	1,700	..	4,800
Western Australia	6,295	5,060
South Australia (including Northern Territory)	116	48	..
Australian Commonwealth (Total)	6,295	116	5,060	48	..
Other British Possessions	800	..	515	..	2,578	600	..	450	..	709
TOTAL BRITISH EMPIRE	779,630	536,489	511,813	595,161	575,633	3,43,080	3,25,980	2,80,155	2,80,322	2,40,162
Turkey, Asiatic	20,000	19,400	6,100	12,500
Red Sea	111,751	127,420	72,510	61,210
Persian Gulf	124,205	20,710	25,960	59,400	39,950	58,890	13,800	16,025	29,000	15,897
Arabia	72	12,740	80,880	21,200	17,250	150	6,700	41,740	2,850	6,088
Other Native States in Arabia	849,315	184,538	147,170	129,544	110,394	1,87,940	66,050	65,205	88,370	29,792
Persia	3,110	4,229	100	840	2,390	60
Java	389,975	19,620	2,870	1,08,670	5,650	2,800
Siam	15,840	9,901
Egypt†	4,070	1,500	4,380	2,550
Tunis	23,520	22,920	12,006	9,800	18,089	7,740	15,150	4,835	5,440	8,450
Portuguese East Africa	2,000	3,897	1,000	1,920
German East Africa †	6,800	900	..	1,650	500	..
Italian East Africa (Somal- land and Britrea)	2,000	2,442	310	..	124	800	1,210	150	..	106
Other Foreign Countries	977,818	373,416	269,196	221,024	201,738	3,95,870	1,89,130	1,30,755	86,160	69,093
TOTAL FOREIGN COUNTRIES	53,856	45,729	38,668	7,000	14,674	28,630	27,790	19,788	4,617	3,440
Share of Bengal	1,693,091	659,270	512,605	550,926	641,775	6,67,790	3,47,630	2,56,342	2,33,148	2,36,659
„ Bombay	26,369	1,440	26,930	800	11,268
„ Sind	69,233	209,786	227,216	256,093	93,992	37,050	1,40,220	1,34,508	1,28,062	67,991
„ Madras	120	2,020	120	60	774	65	..
„ Burma	1,757,348	914,905	780,509	816,185	777,371	7,38,750	5,15,110	4,10,910	3,66,482	309,255
TOTAL	Yards	Yards	Yards	Yards	Yards					
Total White (bleached)—										
United Kingdom	2,157	2,540	262	1,491	..	2,090	2,805	177	2,490
Aden and Dependencies	216,360	177,523	78,440	97,060	71,896	96,590	1,13,880	33,960	49,655	25,171
Mesopotamia*	—	—	121,838	67,410	307,631	—	—	49,725	20,000	90,898
Bahrain Islands	91,080	5,400	8,160	69,350	208,590	45,130	3,300	4,730	29,035	48,773
Maldives	1,840	1,206	1,380	720
Ceylon	123,271	345,372	292,991	310,708	148,580	92,640	2,26,100	1,85,196	1,40,247	77,964
Straits Settlements (including Labuan)	182,550	141,401	42,473	86,389	93,764	68,510	91,320	29,044	59,304	68,796

* Included in Turkey, Asiatic prior to 1921-22.

† Shown as a Foreign Country from 1923-24.

‡ Shown as "Tanganyika Territory" under the British Empire from 1921-22.

GENERAL EXPORTS

(756)

INDIAN MERCHANDISE

No. 14—continued

ARTICLES, AND COUNTRIES OF FINAL DESTINATION; ALSO SHARE OF EACH PROVINCE	QUANTITY					VALUE				
	1919-20	1920-21	1921-22	1922-23	1923-24	1919-20	1920-21	1921-22	1922-23	1923-24
Textiles—continued										
Cotton—continued						R	R	R	R	R
MANUFACTURES—continued										
Piece goods—continued										
White (bleached)—continued										
Total White (bleached)—continued	Yards	Yards	Yards	Yards	Yards					
Federated Malay States	406	15,854	32,257	28,312	..	440	14,427	22,793	20,716
Hongkong	450	..	1,600	300	400	180	..	1,200	325	400
Egypt*	153,470	224,580	518	7,525	—	79,050	1,05,260	309	5,990	—
Natal	3,500	21,708	23,135	..	3,649	3,250	15,970	12,634	..	2,004
Zanzibar and Pemba	6,660	36,981	19,986	88,170	62,060	4,870	16,670	15,433	40,253	28,250
Kenya Colony	114,525	139,284	24,241	12,915	89,479	55,800	57,940	22,065	8,240	38,079
Tanganyika Territory	—	—	15,000	6,471	4,200	—	—	14,492	5,104	2,950
Anglo-Egyptian Sudan	—	—	48,830	—	—	15,350
Mauritius and Dependencies	97,900	30,017	34,034	5,250	12,674	48,060	24,920	17,676	3,240	3,700
Seychelles	31,720	2,400	3,000	..	6,220	6,500	1,900	1,700	..	5,100
Western Australia	6,295	5,000
South Australia (including Northern Territory)	301	140	..
New South Wales	1,510	1,450
Australian Commonwealth (Total)	1,510	6,295	301	1,450	5,000	140	..
Fiji Islands	210	..	325	2,349	3,520	110	..	350	2,164	1,385
Other British Possessions	790	..	1,613	850	..	1,013
TOTAL BRITISH EMPIRE	1,033,491	1,128,019	691,220	792,607	1,094,091	4,92,070	7,47,140	4,17,406	3,90,657	4,33,761
France	5,135	3,186
Greece	18,259	7,000
Turkey, Asiatic
Red Sea	20,000	19,400	—	—	—	6,100	12,500	—	—	—
Persian Gulf	119,351	128,520	—	—	—	76,620	62,210	—	—	—
Mascat Territory and Trucial Oman	125,485	89,950	34,697	76,540	61,490	59,680	18,640	20,155	33,800	21,999
Other Native States in Arabia	72	96,140	80,880	27,550	54,390	150	24,700	41,740	15,450	13,463
Persia	394,355	397,938	154,120	139,414	208,654	1,59,010	1,84,780	68,405	49,011	53,899
Java	3,110	8,323	9,480	..	100	840	6,550	5,332	..	60
Siam	330,975	19,920	12,870	1,03,670	5,880	2,800
China (exclusive of Hongkong and Macao)	6,350	240	3,120	110
Egypt*	—	—	—	—	23,495	—	—	—	—	15,814
Tunis	4,070	1,500	4,380	2,550
Portuguese East Africa	23,945	27,120	18,750	12,650	23,330	8,090	17,350	7,435	7,847	9,750
Madagascar	4,494	8,050
German East Africa†	2,000	3,897	—	—	—	1,000	1,910	—	—	—
Italian East Africa (Somaland and Eritrea)	8,900	15,000	..	900	..	3,150	6,300	..	500	..
Other Foreign Countries	2,242	124	..	1,136	106
TOTAL FOREIGN COUNTRIES	1,037,613	644,584	305,938	257,060	389,752	4,25,760	3,46,560	1,49,053	1,00,608	1,22,084
Share of Bengal	58,619	63,366	41,999	8,440	27,474	33,090	46,030	22,531	6,227	12,550
“ Bombay	1,380,533	1,294,737	686,861	614,734	1,176,625	7,99,030	7,73,110	3,07,140	2,61,699	3,88,533
“ Sind	31,189	8,690	14,416	12,279	45,750	18,300	3,540	6,410	5,831	18,845
“ Madras	120,563	406,350	332,728	407,945	233,914	67,410	2,72,720	2,18,288	2,14,239	1,35,859
“ Burma	360	21,156	6,329	80	..	300	11,730	3,269	48
TOTAL	2,071,104	1,773,503	997,158	1,049,727	1,483,843	9,17,830	10,95,700	5,66,549	4,91,265	5,55,846

*Shown as a Foreign country from 1923-24.
†Shown as "Tanganyika Territory" under the British Empire from 1921-22.

No. 14—continued

ARTICLES, AND COUNTRIES OF FINAL DESTINATION; ALSO SHARE OF EACH PROVINCE	QUANTITY					VALUE				
	1919-20	1920-21	1921-22	1922-23	1923-24	1919-20	1920-21	1921-22	1922-23	1923-24
Textiles—continued										
Cotton—continued										
Manufactures—continued										
Piece goods—continued										
Coloured, printed, or dyed— Lungs and Saris (III. O)—	Yards	Yards	Yards	Yards	Yards					
United Kingdom	1,620	904	220	..	2,504	2,160	1,610	225	..	3,249
Aden and Dependencies	49,463	421,349	309,265	119,032	220,870	52,370	3,32,700	1,54,675	77,012	1,02,052
Mesopotamia *	—	—	800	1,200	27,600	—	—	1,200	600	11,620
Bahrain Islands	31,150	370	2,980	18,450	83,038	28,020	450	3,740	10,055	28,903
Maldives	2,427	2,210
Ceylon	4,349,437	2,516,959	8,110,839	7,656,020	12,140,991	11,96,050	8,17,800	31,30,507	20,94,830	55,42,625
Straits Settlements (including Labuan)	16,803,385	17,087,158	19,002,000	16,750,460	21,500,395	1,27,00,780	1,34,25,790	1,47,85,202	1,26,14,785	1,45,94,386
Federated Malay States	305,339	510,799	121,463	214,626	383,818	2,49,340	4,72,320	1,07,275	2,02,064	3,42,509
Egypt†	600,030	692,420	4,06,830	5,76,710
Natal	25,040	13,400	80,272	12,940	8,282	33,560	19,450	41,880	7,085	55,764
Zanzibar and Pemba	6,484	12,360	16,288	57,020	76,961	2,980	6,900	8,500	22,950	33,310
Kenya Colony	38,800	27,200	102,716	207,769	529,554	44,500	13,270	56,868	1,27,044	2,26,545
Tanganyika Territory	—	—	36,055	18,921	10,120	—	—	14,822	8,806	46,770
Anglo-Egyptian Sudan	—	—	1,015,080	679,258	1,221,658	—	—	6,63,148	4,12,307	6,02,669
Mauritius and Dependencies	34,534	72,732	178,129	238,427	136,990	16,080	57,010	1,59,992	1,70,255	79,958
New South Wales	2,098	..	1,052	1,820	..	3,650	..
Australian Commonwealth (Total)	..	2,098	..	1,052	1,820	..	3,650	..
Phil Islands	11,632	24,409	3,123	2,674	..	10,660	22,037	3,503	8,117
TOTAL BRITISH EMPIRE	22,396,609	21,359,381	28,999,576	26,970,516	36,621,514	1,48,79,890	1,57,87,480	1,91,50,626	1,66,56,935	2,16,73,466
Netherlands	46	50
France	4	7	..
Turkey, Asiatic Red Sea	3,000	900	1,500	900
Persian Gulf	8,193	380	—	—	—	3,980	460	—	—	—
Maskat Territory and Trucial Oman	162,464	36,322	94,616	144,188	252,774	85,270	24,150	46,022	75,470	1,30,375
Other Native States in Arabia	29,790	1,700	57,580	27,990	47,325	16,530	2,050	13,940	18,810	17,327
Persia	92,740	12,800	6,257	8,960	54,195	55,270	7,700	4,440	5,115	22,200
Sumatra	367,980	71,620	65,160	178,740	89,640	2,09,120	49,440	48,720	1,33,020	49,155
Java	321,330	344,010	262,697	123,640	876,726	2,20,960	1,98,480	1,44,362	91,485	6,06,386
Celebes and other Islands	5,400	4,300
Siam	274,455	32,610	141,312	73,403	89,410	2,18,030	27,130	1,16,574	56,477	59,720
Indo-China (including Cochin -China, Cambodia, Annam, Tonkin and French leased territories in China).	2,700	1,035	1,832	2,100	1,105	1,256
China (exclusive of Hongkong and Macao)	282	..	12,080	5,915	250	500	..	9,637	4,405	410
Egypt†	1,503	1,164
Portuguese East Africa	30,250	..	13,885	128,520	121,652	11,550	..	5,770	52,073	49,188
Madagascar	5,250	3,720
Reunion	7,200	7,000
Italian East Africa (Somal- land and Eritrea)	3,300	36,715	46,600	19,060	33,190	2,800	27,010	31,900	10,625	15,441
TOTAL FOREIGN COUNTRIES	1,299,064	642,307	700,187	711,445	1,568,622	8,47,980	3,41,040	4,23,365	4,48,592	9,52,736
Share of Bengal	34,630	46,736	133,530	118,175	26,626	15,790	29,950	86,043	73,387	17,602
“ Bombay	1,223,070	1,326,926	1,791,716	1,541,798	8,052,819	8,18,490	10,66,080	10,76,912	9,06,449	41,05,244
“ Sind	1,700	60	1,300	40
“ Madras	23,430,463	20,527,743	27,771,347	25,029,088	30,110,179	1,48,37,240	1,49,82,200	1,84,08,516	1,61,23,737	1,85,02,726
“ Burma	5,760	224	3,770	1,693	412	5,000	250	2,520	1,954	621
TOTAL	23,695,673	21,901,688	29,699,763	26,690,761	37,190,010	1,57,27,820	1,60,78,520	1,95,73,991	1,71,05,527	2,26,26,102
Drills and Jeans (III. O)—	Yards	Yards	Yards	Yards	Yards					
Aden and Dependencies	55,218	6,000	1,200	6,255	..	27,720	3,000	600	3,662
Mesopotamia *	2,964,080	7,499,193	8,075,595	9,96,604	24,23,281	24,69,798
Bahrain Islands	1,54,580	96,009	50,036	26,217
Ceylon	11,476	90,287	53,647	144,196	91,903	7,300	69,180	39,830	94,991	60,022
Straits Settlements (including Labuan)	104,654	84,541	16,225	44,607	41,600	73,790	61,550	10,624	32,810	29,184
Egypt†	149,040	416,020	..	849,172	..	54,300	1,92,900	..	3,25,308	..
Cape of Good Hope	6,820	3,329
Natal	32,012	1,985,592	54,765	10,320	103,336	10,020	13,22,370	30,920	3,540	3,074
Zanzibar and Pemba	8,600	7,200	36,200	16,300	..	6,050	3,000	17,560	8,500

* Included in Turkey, Asiatic prior to 1921-22.
† Shown as a Foreign country from 1923-24.

GENERAL EXPORTS

(758)

INDIAN MERCHANDISE

No. 14—continued

ARTICLES, AND COUNTRIES OF FINAL DESTINATION; ALSO SHARE OF EACH PROVINCE	QUANTITY					VALUE				
	1919-20	1920-21	1921-22	1922-23	1923-24	1919-20	1920-21	1921-22	1922-23	1923-24
Textiles—continued						R	R	R	R	R
Cotton—continued										
Manufactures—continued										
Piece goods—continued										
Coloured, printed, or dyed— —continued										
Drills and Jeans (III-O) —continued	Yards	Yards	Yards	Yards	Yards					
Kenya Colony	99,343	816,934	52,480	869,647	514,924	46,010	1,04,020	20,011	3,05,437	2,21,196
Tanganyika Territory	—	—	20,800	50,100	51,760	—	—	9,300	20,880	17,150
Anglo-Egyptian Sudan	—	—	400	30,160	18,720	—	—	600	12,130	6,310
Mauritius and Dependencies	1,000	33,633	22,320	17,096	44,220	1,000	27,550	20,780	15,850	15,660
Seychelles	6,000	11,600	4,050	21,600	29,720	3,900	8,200	3,262	12,380	16,000
Fiji Islands	5,170	5,700
Other British Possessions	600	360
TOTAL BRITISH EMPIRE	404,025	2,982,405	3,201,967	9,728,271	9,103,323	1,96,980	19,11,540	11,46,931	34,18,400	29,22,991
Turkey, Asiatic										
Red sea	400	600
Persian Gulf	1,276,444	765,320	—	—	—	4,58,090	3,21,850	—	—	—
Syria	—	—	109,200	237,080	1,167,061	—	—	34,125	74,330	3,54,390
Mascat Territory and Trucial Oman	16,910	7,850	11,600	2,252	..	6,480	2,350	3,925	1,630
Other Native States in Arabia	28,000	..	332,940	157,980	189,015	12,020	..	1,04,200	53,812	5,400
Persia	15,240	29,185	470,430	752,674	2,412,987	9,360	20,840	2,17,733	2,77,045	8,49,012
Java	4,800	10,830	4,320	8,300
China (exclusive of Hong- kong and Macao)	61,905	80,498	14,334	51,430	28,330	11,420
Egypt*	—	—	—	—	1,015,920	—	—	—	—	5,32,300
Portuguese East Africa	26,780	104,214	184,259	9,950	44,012	99,660
Madagascar	2,800	2,800
Reunion	2,400	1,800
German East Africa †	19,015	—	—	—	..	7,730	—	—	—
Italian East Africa (Somali- land and Eritrea)	1,200	4,800	1,000	2,400
TOTAL FOREIGN COUNTRIES	1,382,789	871,128	958,110	1,263,548	5,591,528	5,31,930	3,94,650	4,30,658	4,54,024	10,08,900
Share of Bengal	812	433	1,600	5,600	8,254	680	450	2,000	3,820	7,820
“ Bombay	1,606,667	3,678,994	4,079,325	10,801,852	14,518,860	5,94,120	21,69,380	16,24,835	37,37,912	47,08,740
“ Sind	1,600	1,600	..	3,464	2,707	7,600	1,800	..	3,712	2,900
“ Madras	177,735	172,508	68,272	180,903	165,030	1,32,610	1,34,060	48,454	1,21,989	1,11,400
“ Burma	10,380	8,300
TOTAL	1,786,814	3,853,533	4,160,077	10,991,819	14,094,851	7,28,910	23,06,190	15,82,589	38,67,433	48,31,900
Other sorts (III. O)—	Yards	Yards	Yards	Yards	Yards					
United Kingdom	132,557	109,618	10,222	26,492	53,012	1,39,100	86,220	9,506	10,942	35,010
Gibraltar	15,000	1,075	2-0	4,550	700	..
Palestine	7,050	2,400
Aden and Dependencies	4,104,905	4,146,531	4,790,938	3,956,836	3,542,275	19,49,570	21,37,150	25,97,290	20,16,294	15,91,000
Mesopotamia	—	—	31,099,230	19,505,430	22,761,300	—	—	98,02,603	58,56,356	55,83,400
Bahrein Islands	2,780,124	1,630,970	2,324,116	4,210,010	3,804,259	12,00,870	8,26,530	15,35,194	23,64,997	16,44,200
Maldive	4,136	5,200	3,800	6,400	7,150	3,780	10,400	2,950	5,900	7,600
Ceylon	13,110,402	11,813,410	9,757,274	8,848,122	3,338,916	65,31,540	60,54,460	64,36,423	50,35,757	18,59,500
Straits Settlements (including Labuan)	771,402	1,745,326	813,842	4,537,356	1,291,048	3,71,000	8,57,320	5,79,350	28,58,117	10,56,000
Federated Malay States	40,966	6,038	30,205	80,700	73,080	28,990	5,560	29,116	78,736	61,300
Hongkong	80	292	600	2,170	1,080	50	450	600	2,230	600
Egypt*	1,091,844	1,518,237	343,133	282,360	—	5,86,880	9,25,680	1,80,049	1,20,920	—
Gold Coast (including British Togoland)	861	1,130	..
Cape of Good Hope	19,840	72,720	42,190	13,768	..	8,400	23,979	14,600	7,200
Natal	104,488	1,097,015	2,901,124	810,728	2,900,000	89,680	5,96,380	16,49,256	4,20,720	4,25,100
Zanzibar and Pemba	393,015	939,790	2,103,950	1,352,790	1,491,964	1,99,850	5,14,400	9,12,125	6,29,476	6,34,700
Kenya Colony	1,496,787	1,768,125	1,890,228	2,451,640	2,218,696	6,03,310	9,67,680	8,41,360	11,38,688	9,19,200
Tanganyika Territory	—	—	2,024,182	1,171,931	1,274,612	—	—	7,64,781	4,60,760	4,85,600

* Shown as a Foreign country from 1923-24.
† Shown as "Tanganyika Territory" under the British Empire from 1931-22.
‡ Included in Turkey, Asiatic prior to 1921-22.

No. 14--continued

ARTICLES, AND COUNTRIES OF FINAL DESTINATION: ALSO SHARE OF EACH PROVINCE	QUANTITY					VALUE				
	1910-20	1920-21	1921-22	1922-23	1923-24	1919-20	1920-21	1921-22	1922-23	1923-24
Textiles—continued										
Cotton—continued										
MANUFACTURES—continued										
Piece goods—continued										
Coloured, printed, or dyed— continued										
Other sorts (III. O) —continued	Yards	Yards	Yards	Yards	Yards					
Somaliand Protectorate	2,600	3,200	2,600	3,200	..
Anglo-Egyptian Sudan	—	—	503,258	253,748	482,450	—	—	2,45,141	1,00,407	2,22,756
Mauritius and Dependencies	462,340	1,120,201	1,150,552	1,077,200	1,185,171	2,20,170	6,46,670	5,90,700	8,57,114	4,84,486
Seychelles	321,618	381,200	379,910	580,158	676,346	1,22,020	2,02,100	1,78,924	2,07,225	2,22,573
British Guiana	240	30	..
Western Australia)	13,411	23,400	5,454	8,740	..
South Australia (including Northern Territory)	20,319	47,476	14,518	10,054	18,470	7,160
Victoria	9,573	..	24,691	..	4,420	8,280	..	13,767	..	2,478
Tasmania	206	113
New South Wales	933	17,160	10,440	8,614	600	850	12,630	7,335	3,208	900
Queensland	14,709	11,055	2,008	12,750	13,620	2,008
Australian Commonwealth (Total)	25,215	28,215	77,075	79,559	19,538	22,080	26,300	38,731	30,427	10,837
New Zealand (including Nauru and Br. Samoa)	..	30,000	200	..	400	..	13,130	219	..	400
Fiji Islands	..	3,090	9,694	7,578	12,624	..	3,100	5,685	6,870	8,504
TOTAL BRITISH EMPIRE	24,928,877	26,372,158	60,465,653	50,278,894	43,479,614	1,20,76,730	1,39,75,930	2,64,90,092	2,22,27,706	1,51,71,506
Netherlands	4,000	2,600
France	1,257,780	108,341	22,986	23,546	61,300	6,92,920	93,990	21,750	16,000	56,700
Turkey, European	..	365	..	4,500	9,100	..	190	..	3,500	4,000
Turkey, Asiatic Levant and Black Sea	533,940	386,640	2,19,290	1,84,740
Red Sea	1,975,045	1,409,672	10,91,040	7,73,780
Persian Gulf	29,220,959	19,964,966	1,08,74,360	83,50,940
Syria	120,960	306,560	840,633	45,400	1,31,700	3,05,834
Maskat Territory and Trucial Oman	2,504,017	2,430,248	2,241,047	3,325,650	2,662,023	12,79,860	11,62,830	9,87,180	14,60,730	10,15,377
Other Native States In Arabia	3,827,653	915,860	6,001,974	5,044,036	3,260,608	15,63,500	4,38,830	26,40,419	29,66,023	11,91,146
Persia	28,297,524	15,428,983	23,126,068	24,023,496	21,876,325	1,18,39,590	67,01,770	1,07,72,935	91,17,383	69,10,154
Henjam Island	5,760	38,100	2,700	10,200
Sumatra	..	1,200	20,180	..	1,400	8,820
Java	5,500	159,586	47,289	34,809	84,888	5,120	85,830	31,467	10,084	30,173
Siam	651,092	416,710	1,063,490	1,193,561	1,707,055	3,06,240	2,59,190	8,13,877	12,12,012	13,74,725
China (exclusive of Hong- kong and Macao)	266,530	57,111	2,750	30,248	40,060	1,40,140	22,410	3,800	11,584	17,300
Egypt*	527,990	1,07,204
Tunis	10,224	8,800	..
Portuguese East Africa	413,096	1,210,620	3,153,393	2,493,099	1,094,015	1,08,120	5,31,560	12,25,157	9,85,632	7,30,137
Madagascar	3,840	23,320	2,000	12,800
Reunion	31,100	346,905	10,200	1,51,580
German East Africa †	122,579	979,384	59,000	4,80,160
Italian East Africa (Somali- land and Britren)	41,200	212,090	619,362	314,227	450,851	14,800	1,07,750	1,88,701	1,57,768	1,60,926
French Somaliand	12,600	..	980	4,500	..	980
United States of America—										
Via Atlantic Coast	14,352	17,930	834	4,000	2,821	21,600	32,130	2,500	6,762	1,328
" Pacific " "	..	4,389	5,160
Other Foreign Countries	453	..	200	..	216	1,060	..	100	..	278
TOTAL FOREIGN COUNTRIES	69,180,151	44,024,121	41,404,835	39,813,745	33,603,154	2,88,20,410	1,04,27,940	1,67,31,888	1,51,98,619	1,29,37,616
Share of Bengal	28,091	105,539	59,165	184,531	134,302	18,550	92,070	53,298	1,50,297	1,18,176
" Bombay	81,081,470	61,053,598	96,589,693	77,475,595	69,463,727	3,50,06,870	2,86,65,500	3,95,47,388	3,18,21,432	2,24,59,437
" Sind	666,572	357,137	370,239	329,269	456,850	3,39,210	1,83,770	1,79,241	1,58,616	2,06,811
" Madras	9,330,218	8,337,025	4,821,544	9,709,906	7,027,275	50,29,900	44,38,550	34,26,445	52,85,816	40,26,961
" Burma	2,685	42,680	29,947	248	571	2,800	23,150	21,608	252	80
TOTAL	94,109,030	70,396,279	101,870,488	87,092,639	77,072,768	4,08,97,190	3,34,02,870	4,32,21,980	3,74,26,415	2,72,12,226

* Shown as a Foreign country from 1923-24.

† Shown as " Tanganyika Territory " under the British Empire from 1931-32.

GENERAL EXPORTS

(760)

INDIAN MERCHANDISE

No. 14—continued

ARTICLES, AND COUNTRIES OF FINAL DESTINATION; ALSO SHARE OF EACH PROVINCE	QUANTITY					VALUE				
	1919-20	1920-21	1921-22	1922-23	1923-24	1919-20	1920-21	1921-22	1922-23	1923-24
Textiles—continued						R	R	R	R	R
Cotton—continued										
MANUFACTURES—continued										
Woolen goods—continued										
Coloured, printed, or dyed—continued										
Total Coloured, printed, or dyed—United Kingdom	Yards	Yards	Yards	Yards	Yards					
Gibraltar	134,677	110,522	10,442	26,492	55,006	1,41,710	87,830	9,731	16,942	38,205
Palestine	15,000	1,075	20	4,550	700	80
Aden and Dependencies	4,154,368	4,623,098	5,106,208	4,077,118	3,769,400	20,01,940	24,97,600	27,54,866	20,93,906	16,97,682
Mesopotamia *	—	—	34,064,110	27,005,825	30,864,575	—	—	1,08,60,407	82,80,237	80,64,837
Bahrain Islands	2,811,274	1,640,340	2,327,096	4,383,040	3,984,197	12,23,890	9,20,980	15,38,934	24,34,988	15,90,372
Maldives	6,563	5,200	3,000	6,400	7,150	5,990	10,400	2,950	5,900	7,660
Ceylon	17,480,315	14,420,636	17,921,760	16,648,938	15,573,810	77,35,190	69,41,430	96,08,820	81,25,587	74,02,202
Straits Settlements (including Labuan)	17,682,441	18,917,025	19,832,067	21,382,432	22,135,613	1,32,06,460	1,48,44,670	1,58,75,176	1,55,05,732	1,56,80,530
Federated Malay States	346,305	516,807	151,608	295,416	406,808	2,78,330	4,77,880	1,36,391	2,80,300	4,04,372
Hongkong	80	292	600	2,170	1,080	50	450	600	2,230	685
Egypt†	1,921,814	2,616,677	343,133	1,131,732	—	11,38,010	16,05,290	1,30,049	4,46,318	—
Gold Coast (including British Togoland)	861	1,130	..
Cape of Good Hope	19,840	72,720	43,180	19,508	..	8,400	23,979	14,060	10,590
Natal	251,638	3,067,157	3,039,161	863,938	1,408,598	1,33,260	19,20,950	17,22,056	4,32,245	5,30,166
Zanzibar and Pemba	399,499	660,750	2,210,438	1,446,000	1,787,225	2,02,830	5,27,350	9,23,625	6,69,976	6,76,537
Kenya Colony	1,689,930	2,112,259	2,045,424	3,529,054	3,203,474	6,93,820	11,70,980	9,27,134	16,61,169	13,66,986
Tanganyika Territory	—	—	2,081,037	1,240,956	1,434,482	—	—	7,88,903	4,90,556	5,49,042
Somaliland Protectorate	2,600	3,200	2,600	3,200	..
Anglo-Egyptian Sudan	—	—	1,578,738	963,166	1,722,834	—	—	9,08,889	5,24,934	8,32,210
Mauritius and Dependencies	497,874	1,236,596	1,360,001	2,233,123	1,566,081	2,43,250	7,49,370	7,80,532	10,42,755	5,80,104
Seychelles	327,618	392,800	383,960	610,758	706,060	1,26,820	2,10,300	1,72,186	2,19,605	2,38,572
British Guiana	240	30	..
Western Australia	13,411	23,469	5,454	8,740	..
South Australia (including Northern Territory)	26,319	47,476	14,518	10,054	18,479	7,459
Victoria	9,573	..	24,691	..	4,420	8,280	..	13,767	..	2,478
Tasmania	206	113
New South Wales	933	19,258	10,440	9,666	600	850	14,500	7,335	6,858	900
Queensland	14,700	11,065	2,008	12,950	13,620	2,008
Australian Commonwealth (Total)	25,216	30,313	77,076	80,611	19,538	22,060	28,120	38,731	34,077	10,837
New Zealand (including Nauru and Br. Samoa)	..	30,000	200	..	400	..	13,130	219	..	400
Fiji Islands	14,722	31,163	10,706	20,407	..	13,760	28,322	10,463	17,381
TOTAL BRITISH EMPIRE	47,729,511	60,713,944	62,667,196	85,986,481	89,204,451	2,71,53,650	3,16,24,950	4,07,87,649	4,22,98,140	3,97,70,957
Netherlands	4,000	..	45	2,600	..	50
France	1,957,780	108,341	22,986	23,550	61,300	6,92,920	93,990	21,750	16,907	56,700
Turkey, European	365	..	4,500	9,100	..	190	..	3,500	4,900
Turkey, Asiatic Levant and Black Sea	533,940	336,940	2,19,290	1,84,740
Red Sea	1,978,945	1,410,872	10,92,540	7,75,180
Persian Gulf	30,505,596	20,730,666	1,18,36,430	86,73,240
Syria	239,100	543,060	2,016,694	70,525	2,06,120	6,69,276
Muscat Territory and Trucial Oman	2,656,481	2,483,480	2,333,543	3,481,447	2,917,040	13,50,130	12,13,450	10,37,661	15,40,131	11,47,391
Other Native States in Arabia	3,885,443	917,560	6,392,404	5,230,096	3,506,848	15,92,050	4,40,880	23,18,553	21,39,545	12,69,860
Persia	28,405,604	15,470,008	25,602,755	24,785,130	24,343,707	1,10,04,250	67,30,310	1,09,95,129	93,99,543	78,11,441
Henjam Island	5,780	38,100	2,760	10,200
Sumatra	367,900	72,820	65,100	178,740	109,800	2,00,120	50,840	48,720	1,33,020	57,975
Java	326,630	508,396	320,866	158,449	661,614	2,35,100	2,88,830	1,84,119	1,07,569	6,45,559
Celebes and other Islands	5,400	4,300
Siam	912,047	440,320	1,204,502	1,266,964	1,716,535	5,18,270	2,86,320	9,30,451	12,08,489	14,38,445
Indo-China (including Cochinchina, Cambodia, Annam, Tonkin and French leased territories in China)	2,953	1,035	1,832	2,980	1,105	1,256
China (exclusive of Hongkong and Macao)	328,717	87,699	14,830	36,163	54,658	1,92,070	50,760	13,446	15,989	29,199
Egypt†	10,224	2,145,113	8,800	7,00,794
Portuguese East Africa	456,845	1,210,020	3,194,560	2,725,833	2,209,024	2,09,670	5,41,560	12,40,377	10,82,617	8,81,989
Madagascar	3,810	31,180	2,000	19,330
Reunion	33,500	349,305	26,200	1,53,380
German East Africa	122,679	998,709	59,070	4,87,890
Italian East Africa (Somaliland and Britten)	45,700	248,805	665,962	33,277	497,751	18,660	1,34,760	2,15,601	1,68,378	1,78,761
French Somaliland	12,600	..	980	4,590	..	980

* Included in Turkey, Asiatic prior to 1921-22.
† Shown as a Foreign country from 1923-24.

No. 14—continued

ARTICLES, AND COUNTRIES OF FINAL DESTINATION; ALSO SHARE OF EACH PROVINCE	QUANTITY					VALUE				
	1919-20	1920-21	1921-22	1922-23	1923-24	1919-20	1920-21	1921-22	1922-23	1923-24
Textiles—continued										
Cotton—continued										
MANUFACTURES—continued										
Piece goods—continued										
Coloured, printed, or dyed— concluded										
Total coloured, printed, or dyed—continued										
United States of America— Via Atlantic Coast	Yards 14,852	Yards 17,830	Yards 834	Yards 4,000	Yards 2,821	R 21,000	R 32,130	R 2,500	R 6,702	R 4,328
" Pacific "	..	4,380	5,100
Other Foreign Countries	200	..	200	..	216	200	..	100	..	278
TOTAL FOREIGN COUNTRIES	71,862,012	45,437,650	48,063,132	38,783,738	40,764,204	2,07,00,270	2,01,02,730	1,76,91,911	1,61,01,236	1,48,00,401
<i>Share of Bengal</i>	63,683	152,708	194,296	308,310	169,132	34,920	1,22,410	1,41,341	2,37,604	1,43,662
" <i>Bombay</i>	56,911,207	60,059,617	102,460,034	89,819,246	92,035,449	3,64,19,470	3,19,01,600	4,21,43,136	3,64,66,793	3,16,73,421
" <i>Sind</i>	669,872	359,097	370,239	332,733	459,557	3,42,280	1,85,560	1,79,941	1,62,330	2,09,767
" <i>Madras</i>	31,938,416	29,637,274	32,061,163	34,312,986	37,302,484	2,00,49,750	1,95,54,820	2,18,33,416	2,16,31,642	2,26,42,103
" <i>Burma</i>	8,446	42,904	44,697	1,948	983	7,500	23,400	32,423	2,208	1,425
TOTAL	110,591,628	90,151,600	135,730,328	124,776,219	130,667,656	5,48,53,920	5,17,87,080	6,48,70,560	5,83,00,376	5,40,70,343
Total piece goods—	Yards	Yards	Yards	Yards	Yards					
United Kingdom	136,151	129,615	13,607	29,564	57,556	1,42,030	99,570	12,910	18,378	41,020
Gibraltar	16,190	1,075	1,092	4,650	700	430
Palastine	7,050	2,400
Aden and Dependencies	14,998,358	17,414,502	8,412,701	6,464,701	6,256,246	64,76,820	88,48,290	30,63,206	20,47,900	24,301,000
Mesopotamia*	—	—	35,878,141	32,838,877	40,789,801	—	—	1,15,48,105	1,02,04,853	1,10,88,195
Bahrein Islands	3,780,008	1,955,610	2,700,626	5,387,005	4,670,143	15,82,840	10,99,450	16,90,980	28,07,503	18,10,649
Maldives	13,363	6,800	3,600	6,400	8,350	10,830	11,400	2,950	5,900	8,380
Ceylon	17,991,461	15,157,387	18,351,983	17,130,036	16,203,390	80,05,380	73,76,570	98,67,383	83,53,867	77,67,403
Straits Settlements (including Labuan)	20,074,591	20,561,188	20,083,120	21,701,712	23,430,832	1,43,00,340	1,51,88,140	1,55,15,232	1,57,30,517	1,50,74,325
Federated Malay States	1,371,564	723,403	238,931	407,876	559,704	7,43,350	5,81,370	1,94,533	3,47,017	4,68,016
Hongkong	10,796	60,319	2,240	3,683	3,680	8,420	27,050	3,822	3,195	2,705
Egypt†	12,901,667	5,450,409	415,651	1,188,090	—	52,23,370	30,85,310	2,16,358	4,95,224	—
Gold Coast (including British Togoland)	861	1,130	..
Capo of Good Hope	..	19,840	72,720	43,180	20,741	..	8,400	23,074	14,600	11,453
Natal	505,204	3,181,105	3,560,490	914,717	1,554,458	3,00,480	19,99,800	19,70,028	4,53,602	5,86,462
Zanzibar and Pemba	3,187,267	3,456,515	3,694,080	3,786,539	3,350,302	14,86,040	17,10,190	15,42,766	16,75,097	13,70,499
Kenya Colony	9,618,508	8,922,548	6,211,872	7,854,684	6,209,773	41,77,840	44,78,760	27,47,894	36,12,740	25,44,560
Tanganyika Territory	—	—	4,091,143	3,589,065	4,218,791	—	—	16,04,666	13,78,897	10,04,374
Somaland Protectorate	4,800	..	2,600	22,400	..	2,000	..	2,600	22,400	..
Anglo-Egyptian Sudan	—	—	3,015,618	2,786,246	2,822,519	—	—	14,78,443	11,40,519	12,10,543
Mauritius and Dependencies	1,397,404	2,444,001	2,155,839	3,068,779	1,900,770	7,27,090	13,77,000	11,79,113	14,01,880	7,67,332
Seychelles	491,088	522,220	415,060	652,368	768,403	1,79,880	2,60,030	2,00,636	2,38,385	2,61,090
British Guiana	..	7,200	..	240	3,000	..	30	..
Western Australia	10,706	23,469	10,454	8,740	..
South Australia (including Northern Territory)	26,319	47,935	14,518	10,054	18,747	7,450
Victoria	9,573	..	24,691	..	4,420	8,280	..	13,767	..	2,478
Tasmania	206	113
New South Wales	933	30,018	110,115	27,666	670	850	18,860	55,089	14,020	960
Queensland	14,709	72,365	2,008	12,950	14,970	2,008
Australian Commonwealth (Total)	25,215	42,383	153,045	99,070	19,588	22,010	33,830	91,465	42,107	10,537
New Zealand (including Nauru and Br. Samoa)	..	30,000	200	..	400	..	13,130	210	..	400
Fiji Islands	216	17,222	47,483	16,055	20,582	110	15,850	33,072	14,027	20,610
Other British Possessions	600	760
TOTAL BRITISH EMPIRE	86,465,744	80,102,167	109,586,849	108,004,802	112,972,176	4,33,88,900	4,57,27,820	5,39,50,197	5,08,19,727	4,79,09,772
Netherlands	4,000	..	45	2,000	..	50
France	1,257,780	108,341	28,121	23,550	61,304	6,02,020	93,090	24,930	16,007	59,700
Bulgaria	21,000	8,613
Greece	21,958	8,000
Turkey, European	299,800	63,925	..	4,510	9,100	2,07,000	39,880	..	3,500	4,000
Turkey, Asiatic
Levant and Black Sea	548,040	362,640	2,25,700	1,96,740
Red Sea	3,623,555	1,860,566	17,48,100	10,14,970
Persian Gulf	47,887,709	27,001,509	1,74,27,200	4,13,94,820
Syria	403,160	543,660	2,225,044	1,37,525	2,06,120	7,16,701
Alaska Territory and (Truval Oman)	3,765,272	3,191,665	2,750,975	4,096,139	3,303,008	18,34,340	15,45,540	12,21,138	17,94,342	13,15,580
Other Native States in Arabia	4,221,455	1,235,980	6,715,898	5,531,016	3,063,063	17,19,210	6,03,050	29,83,412	22,55,680	14,03,951
Persia	34,411,225	18,623,689	30,208,181	27,841,133	27,747,762	1,41,08,620	80,13,700	1,15,80,822	1,03,07,561	86,19,492
Henjam Island	5,760	38,100	2,760	10,200
Sumatra	867,960	72,820	65,160	179,200	103,000	2,09,120	60,810	48,720	1,33,920	57,975

* Included in Turkey, Asiatic prior to 1921-22.

† Shown as a Foreign country from 1923-24.

GENERAL EXPORTS

(762)

INDIAN MERCHANDISE

No. 14—continued

ARTICLES, AND COUNTRIES OF FINAL DESTINATION: ALSO SHARE OF EACH PROVINCE	QUANTITY					VALUE				
	1919-20	1920-21	1921-22	1922-23	1923-24	1919-20	1920-21	1921-22	1922-23	1923-24
Textiles—continued Cotton—continued MANUFACTURES—continued Piece goods—concluded						R	R	R	R	R
Total piece goods—continued	Yards	Yards	Yards	Yards	Yards					
Java	320,940	577,269	334,580	158,069	962,616	2,35,940	3,14,000	1,90,066	1,07,079	6,16,084
Celebes and other Islands	5,400	4,300
Siam	6,680,816	2,605,010	2,895,038	1,858,331	1,928,493	24,78,750	13,65,080	16,46,097	14,88,888	14,93,581
Indo-China (including Cochinchina, Cambodia, Annam, Tonkin and French leased territories in China)	2,053	102	..	1,035	1,832	1,060	140	..	1,105	1,256
China (exclusive of Hongkong and Macao)	615,367	87,849	22,630	37,183	54,653	2,86,270	50,860	17,818	16,539	29,199
Japan	9,800	321	200	..	16	6,700	140	100	..	28
Egypt*	—	—	—	—	2,403,608	—	—	—	—	7,85,834
Tunis	4,070	1,500	..	10,224	..	4,380	2,550	..	8,800	..
Portuguese East Africa	4,360,182	4,444,986	6,811,335	8,276,634	8,376,804	16,17,980	17,89,450	26,19,014	29,08,458	27,82,706
Madagascar	34,740	128,110	800	17,600	66,320	600
Réunion	129,200	379,845	225	80,120	1,67,260	300
German East Africa †	1,342,705	3,843,549	—	—	—	5,82,650	18,54,890	—	—	—
Italian East Africa (Somaliland and Eritrea)	699,120	1,565,670	1,138,612	575,199	1,243,453	2,42,810	7,32,710	3,77,030	2,56,968	4,23,677
French Somaliland	468,390	..	950	1,58,280	..	980
United States of America— Fid Atlantic Coast	14,352	17,830	834	4,000	2,045	21,600	32,130	2,500	6,762	4,434
" Pacific "	4,380	5,160
TOTAL FOREIGN COUNTRIES	110,089,231	66,262,026	51,379,929	46,940,433	52,756,391	4,39,72,840	2,98,35,210	2,08,55,187	1,95,15,694	1,89,59,173
<i>Share of Bengal</i>	256,252	339,685	400,934	466,318	270,060	1,34,450	2,30,020	2,16,403	3,17,533	2,01,159
" Bombay	181,246,498	114,670,410	126,842,338	190,980,668	126,299,605	6,56,42,590	6,42,87,360	5,20,70,973	4,78,71,703	4,27,04,093
" Sind	1,004,019	614,762	618,019	467,595	584,537	6,03,080	3,06,450	2,42,340	2,17,313	2,59,787
" Madras	34,039,761	30,696,541	33,139,737	35,928,981	38,173,302	2,10,73,920	2,02,15,700	2,22,01,510	2,19,23,387	2,31,44,433
" Burma	8,445	43,405	65,753	8,275	1,063	7,500	23,770	44,158	5,475	1,473
TOTAL	196,554,975	146,364,793	160,966,778	156,051,235	165,328,567	8,73,61,540	7,50,63,030	7,48,05,384	7,03,35,411	6,63,10,245
Thread, sewing (III. O)—	Lbs.	Lbs.	Lbs.	Lbs.	Lbs.					
United Kingdom	1,774	2,700
Palatane	1,200	1,200
Cyprus	9,600	9,600
Aden and Dependencies	15,769	12,704	16,079	13,330	12,893	24,880	22,180	26,315	21,040	24,355
Mesopotamia †	—	—	4,788	10,986	6,388	—	—	9,515	16,175	10,000
Bahrein Islands	14,458	3,950	6,300	16,080	16,848	23,700	7,470	21,700	31,800	33,355
Ceylon	10,523	6,875	17,920	10,004	11,008	15,160	12,580	27,719	15,385	17,604
Straits Settlements (including Labuan)	320	700	..	548	..	580	1,450	..	1,700	..
Natal	2,836	2,125	4,022	9,183	1,934	5,400	4,200	7,900	14,280	3,550
Zanzibar and Pemba	2,218	3,601	15,163	9,431	6,743	3,190	5,070	23,195	14,575	9,930
Kenya Colony	18,016	10,710	19,787	26,672	32,051	20,070	15,130	26,955	30,200	58,241
Tanganyika Territory	—	—	6,310	9,898	4,125	—	—	7,765	18,540	5,425
Seychelles	545	300	450	150	650	1,020	300	450	200	850
Other British Possessions	495	100	528	409	860	610	300	765	270	1,340
TOTAL BRITISH EMPIRE	65,180	42,935	94,897	106,691	104,300	1,00,550	71,380	1,01,279	1,65,765	1,76,140
Turkey, Asiatic Red Sea	11,208	6,900	18,430	13,400
Persian Gulf	45,101	9,470	—	—	—	85,090	20,420	—	—	—
Muskat Territory and Trucial Oman	6,833	6,097	4,640	5,849	11,058	11,640	10,610	7,015	9,567	14,728
Other Native States in Arabia	11,862	6,194	21,235	14,130	13,240	26,500	9,770	35,315	20,925	27,200
Persia	68,149	27,090	48,091	37,406	47,123	1,15,740	53,740	93,298	72,267	1,00,264
Siam	56	1,650	875	1,950	427	220	2,060	1,325	4,225	850
Portuguese East Africa	37,033	54,686	20,878	20,418	28,002	53,430	65,320	60,500	26,781	44,935
German East Africa †	676	2,746	—	—	—	1,640	3,700	—	—	—
French Somaliland	2,200	2,450
Other Foreign Countries	1,200	1,711	324	1,470	2,280	475
TOTAL FOREIGN COUNTRIES	182,438	116,454	98,519	79,753	100,842	2,14,110	1,81,700	1,89,903	1,43,874	1,88,452

* Shown as a foreign country from 1923-24.
 † Shown as "Tanganyika Territory" under the British Empire from 1921-22.
 ‡ Included in Turkey, Asiatic prior to 1921-22.

No. 14—continued

ARTICLES, AND COUNTRIES OF FINAL DESTINATION; ALSO SHARE OF EACH PROVINCE	QUANTITY					VALUE				
	1919-20	1920-21	1921-22	1922-23	1923-24	1919-20	1920-21	1921-22	1922-23	1923-24
						₹	₹	₹	₹	₹
Cotton—continued										
Cotton—continued										
MANUFACTURES—continued										
<i>Thread, sewing (III. O)—</i>										
<i>continued</i>										
<i>Share of Bengal</i>	Lbs. 392	Lbs. 340	Lbs. 178	Lbs. 784	Lbs. 625	630	1,700	465	2,000	550
" Bombay	243,337	157,924	191,164	183,380	195,283	4,08,950	2,18,760	3,26,580	3,05,852	3,51,541
" Sind	2,264	1,100	2,038	2,125	6,228	3,360	2,120	4,000	2,217	8,889
" Madras	1,125	25	42	155	6	1,700	50	137	170	12
TOTAL	247,618	159,389	193,416	186,444	201,142	4,14,660	2,52,630	3,31,182	3,09,639	3,64,592
Other sorts of manufactures										
(III. O)—	Lbs.	Lbs.	Lbs.	Lbs.	Lbs.					
United Kingdom	87,280	74,707	84,320	126,892	168,514	64,000	99,490	1,14,048	1,13,889	1,30,108
Gibraltar	45,967	8,030	25,911	17,360	7,342	59,850	11,370	42,105	36,810	7,945
Malta and Gozo	1,215	1,878	1,220	2,800
Aden and Dependencies	30,283	33,007	33,540	20,223	44,931	43,010	39,920	44,211	25,594	45,341
Mesopotamia*	—	—	15,222	15,024	15,600	—	—	26,990	33,437	18,532
Bahrain Islands	21,875	33,451	16,816	16,741	12,024	22,360	20,950	10,360	11,326	8,147
Maldives	112	560	504	50	1,500	450
Ceylon	87,136	93,311	85,205	342,458	111,600	1,05,350	74,130	83,659	1,39,164	94,775
Straits Settlements (including Labuan)	32,657	105,837	44,210	75,646	60,788	45,540	1,86,506	59,621	74,457	87,060
Federated Malay States	2,578	562	1,182	37	98	4,350	360	1,122	104	116
Hongkong	9,997	5,904	16,652	5,974	6,410	7,800	11,130	19,345	8,110	9,968
Egypt†	52,695	109,576	10,047	18,167	—	1,05,540	1,48,850	16,771	26,532	—
Cape of Good Hope	..	15,103	21,973	1,107	4,800	..	18,360	17,333	1,540	11,250
Natal	198,650	100,016	590,933	127,579	100,750	2,30,650	1,35,140	6,67,584	2,54,881	2,12,006
Zanzibar and Pemba	20,630	14,224	34,421	44,365	53,191	23,310	18,350	30,352	46,911	49,700
Kenya Colony	79,592	677,129	298,855	1,071,158	1,136,188	1,24,000	7,82,500	4,11,020	8,78,838	7,63,402
Tanganyika Territory	—	—	16,914	88,371	108,834	—	—	14,685	88,113	80,360
Anglo-Egyptian Sudan	—	—	20,256	8,880	16,506	—	—	23,280	11,176	16,880
Mauritius and Dependencies	2,873	3,754	3,224	7,066	3,062	5,700	6,580	3,382	9,350	3,740
Canada—										
Fid Atlantic coast	2,280	3,600
" Pacific	740	984
Victoria	163	196	427	392	723	390	300	850	697	1,527
Tasmania	..	20	60
New South Wales	1,792	896	2,224	3,712	..	3,950	10,540	2,788	2,625	..
Australian Commonwealth (Total)	1,955	1,112	2,651	4,104	723	4,310	19,900	3,638	3,522	1,527
Other British Possessions	10	112	5	674	291	200	130	50	850	260
TOTAL BRITISH EMPIRE	671,040	1,176,855	1,431,449	1,992,569	1,857,833	8,46,730	15,59,660	15,80,016	17,69,318	15,69,137
Sweden	..	784	226	..	2,900	500
Germany	235	25,442	298	100	8,860	441
Netherlands	1,500	1,200
Belgium	11,368	3,200	..
France	11,683	6,771	3,931	7,268	20,454	15,570	11,700	4,700	11,050	6,010
Switzerland	5,268	..	64	6,080	..	185
Italy	34,094	327	7,564	30,440	100	3,655
Turkey, European	8,960	4,000
Turkey, Asiatic
Levant and Black Sea	1,446	159	900	300
Red Sea	11,905	23,946	17,250	36,340
Persian Gulf	51,855	58,602	64,310	1,08,760
Syria	500	10,000	1,842	600	5,625	4,055
Smyrna	1,500	1,500
Mascat Territory and Trucial Oman	41,240	44,868	52,380	49,670	48,343	20,460	39,820	44,410	44,171	42,713
Other Native States in Arabia	52,764	24,852	109,614	138,235	126,317	52,770	25,540	1,27,892	1,66,057	1,74,340
Persia	18,657	14,305	21,957	8,556	8,922	25,870	24,970	23,425	17,123	9,274
Java	28,553	46,949	37,577	7,210	3,391	41,510	76,000	59,310	16,387	5,050
Borneo (Dutch)	2,674	14,965	5,625	32,002
Siam	131,52	119,845	708,054	343,419	488,155	1,92,320	1,77,890	9,21,535	5,35,856	5,91,354
Indo China (including Cochin China, Cambodia, Annam, Tonkin and French leased territories in China)	70	..	1,000	200	..	1,000
China (exclusive of Hongkong and Macao)	1,076	..	8,230	364	565	2,470	..	5,647	1,274	1,075
Japan	9	1,318	608	1,126	304	1,260	2,960	1,690	1,974	601
Egypt†	11,354	12,700

* Included in Turkey Asiatic prior to 1921-22.

† Shown as a Foreign country from 1923-24.

GENERAL EXPORTS

(764)

INDIAN MERCHANDISE

No. 14—continued

ARTICLES, AND COUNTRIES OF FINAL DESTINATION ; ALSO SHARE OF EACH PROVINCE	QUANTITY					VALUE				
	1919-20	1920-21	1921-22	1922-23	1923-24	1919-20	1920-21	1921-22	1922-23	1923-24
	Lbs.	Lbs.	Lbs.	Lbs.	Lbs.	R	R	R	R	R
Textiles—continued										
Cotton—continued										
MANUFACTURES—continued										
Other sorts of manufactures (III. O)—continued										
Portuguese East Africa	34,734	111,697	323,617	171,306	220,562	42,270	1,56,300	3,19,328	1,67,042	1,88,810
Madagascar	712	280	450	100
German East Africa *	3,470	36,379	—	—	—	2,910	43,480	—	—	—
Italian East Africa (Somaliland and Eritrea)	6,130	10,209	1,536	1,398	4,480	4,160	13,690	2,200	2,425	4,650
French Somaliland	3,928	1,484	2,512	5,600	2,100	6,485
United States of America— via Atlantic Coast	531	21,589	20,073	1,666	51,400	1,450	8,440	30,078	4,663	12,400
" Pacific "	772	2,010
Other Foreign Countries	1,146	2,300	112	83	727	1,020	500	450	226	1,266
TOTAL FOREIGN COUNTRIES	406,380	517,431	1,308,214	780,612	1,010,008	6,18,380	7,32,170	15,85,675	7,83,658	10,61,625
Share of Bengal	14,412	15,604	24,262	26,758	114,187	25,860	41,640	13,611	31,958	93,926
" Bombay	878,228	1,512,116	2,677,933	2,633,809	2,523,685	11,74,180	21,30,290	30,54,633	24,34,757	23,92,742
" Sind	115,473	107,610	79,198	66,634	100,810	1,17,900	87,520	62,619	52,667	88,282
" Madras	68,787	58,926	47,805	45,319	128,825	45,990	31,860	34,194	33,324	46,270
" Burma	526	30	465	661	334	1,180	520	634	370	542
TOTAL	1,077,426	1,604,286	2,820,063	2,773,181	2,867,841	13,65,110	22,01,830	31,65,601	25,52,976	26,21,762
Total value of Cotton manufactures including Twist and Yarn—										
United Kingdom	—	—	—	—	—	24,97,110	38,47,690	7,28,768	24,86,369	42,37,042
Gibraltar	—	—	—	—	—	70,960	11,370	46,775	37,530	8,390
Malta and Gozo	—	—	—	—	—	5,300	24,083	32,894
Cyprus	—	—	—	—	—	44,450	3,86,280	2,21,183	2,30,278	1,66,413
Palestine	—	—	—	—	—	8,000	13,400	16,000
Aden and Dependencies	—	—	—	—	—	86,07,730	1,21,40,060	69,71,205	60,13,210	40,16,144
Mesopotamia †	—	—	—	—	—	—	—	1,26,16,630	1,12,18,062	1,18,81,934
Bahrein Islands	—	—	—	—	—	18,66,250	14,19,350	18,94,445	30,71,012	20,43,541
Maldives	—	—	—	—	—	10,830	11,600	3,060	7,400	8,830
Ceylon	—	—	—	—	—	85,05,300	79,19,630	1,03,20,390	87,10,144	80,72,726
Straits Settlements (including Labuan)	—	—	—	—	—	2,06,09,070	2,17,04,360	1,94,57,323	1,77,74,368	1,76,00,353
Federated Malay States	—	—	—	—	—	7,47,710	5,82,620	1,06,093	3,52,500	4,58,551
Hongkong	—	—	—	—	—	6,83,99,750	4,49,75,490	3,98,46,480	3,58,26,136	1,62,91,542
Egypt ‡	—	—	—	—	—	1,46,42,700	78,06,170	45,87,361	38,61,223	—
Gold Coast (including British Togoland)	—	—	—	—	—	1,130	..
Cape of Good Hope	—	—	—	—	—	..	26,760	41,312	16,200	22,953
Natal	—	—	—	—	—	5,36,700	21,43,990	26,58,997	7,23,813	8,06,608
Zanzibar and Pemba	—	—	—	—	—	15,68,390	18,06,600	16,44,713	17,12,345	14,32,155
Kenya Colony	—	—	—	—	—	43,51,250	63,03,640	32,28,293	45,55,996	34,05,268
Tanganyika Territory	—	—	—	—	—	—	—	16,95,469	14,87,900	17,00,259
Somaliland Protectorate	—	—	—	—	—	2,450	..	2,600	26,600	..
Anglo-Egyptian Sudan	—	—	—	—	—	—	—	15,05,473	11,64,194	12,28,538
Mauritius and Dependencies	—	—	—	—	—	7,39,310	13,98,290	11,83,741	14,24,840	7,81,252
Seychelles	—	—	—	—	—	1,81,010	2,70,830	2,01,286	2,39,935	2,62,189
Canada— Via Atlantic Coast	—	—	—	—	—	3,600
" Pacific "	—	—	—	—	—	956
British Guiana	—	—	—	—	—	..	3,000	..	30	..
Western Australia	—	—	—	—	—	10,454	8,740	..
South Australia (including Northern Territory)	—	—	—	—	—	..	5,200	10,654	18,747	7,450
Victoria	—	—	—	—	—	8,670	300	14,017	897	4,425
Tasmania	—	—	—	—	—	..	60	161
New South Wales	—	—	—	—	—	20,490	1,39,150	70,486	24,245	22,848
Queensland	—	—	—	—	—	12,950	14,970	2,008
Australian Commonwealth (Total)	—	—	—	—	—	42,110	1,59,960	1,07,780	62,629	34,732
New Zealand (including Nauru and Br. Samoa)	—	—	—	—	—	200	13,260	260	..	460
Fiji Islands	—	—	—	—	—	110	15,350	32,542	15,477	20,010
Other British Possessions	—	—	—	—	—	750	..	260
TOTAL BRITISH EMPIRE	—	—	—	—	—	13,34,23,680	11,19,55,320	10,92,05,256	10,10,48,004	7,74,34,172
Sweden	—	—	—	—	—	..	2,900	560
Norway	—	—	—	—	—	10,000
Germany	—	—	—	—	—	30,000	31,650	100	10,577	5,891
Netherlands	—	—	—	—	—	3,800	..	50

* Shown as "Tanganyika Territory" under the British Empire from 1921-22.
 † Included in Turkey, Asiatic prior to 1921-22.
 ‡ Shown as a Foreign country from 1923-24.

No. 14—continued

ARTICLES, AND COUNTRIES OF FINAL DESTINATION; ALSO SHARE OF EACH PROVINCE	QUANTITY					VALUE				
	1919-20	1920-21	1921-22	1922-23	1923-24	1919-20	1920-21	1921-22	1922-23	1923-24
Textiles—continued										
Cotton—concluded										
MANUFACTURES—concluded										
Total value of Cotton manu- factures including Twist and Yarn—continued										
Belgium	—	—	—	—	—	4,800	950
France	—	—	—	—	—	7,20,250	1,05,080	40,047	28,533	62,710
Switzerland	—	—	—	—	—	25,130	..	185	..	120
Italy	—	—	—	—	—	..	5,570	32,998	7,775	48,430
Serb-Croat Slovene State	—	—	—	—	—	—	—	15,024	20,000	5,028
Bulgaria	—	—	—	—	—	1,63,306
Rumania	—	—	—	—	—	8,650
Greece	—	—	—	—	—	1,30,010	73,310	71,400	55,500	1,40,082
Turkey, European	—	—	—	—	—	2,47,200	1,93,100	6,000	6,500	3,87,767
Turkey, Asiatic	—	—	—	—	—	—	—	3,513	..	36,900
Levant and Black Sea	—	—	—	—	—	36,45,980	15,14,440	—	—	—
Red Sea	—	—	—	—	—	19,95,490	11,25,590	—	—	—
Persian Gulf	—	—	—	—	—	2,03,53,220	1,34,36,010	—	—	—
Syria	—	—	—	—	—	—	—	11,45,472	17,91,252	27,60,293
Smyrna	—	—	—	—	—	—	—	28,561	14,875	1,21,204
Mascat Territory and Tru- cial Oman	—	—	—	—	—	20,56,810	19,05,330	15,45,141	20,08,544	15,59,305
Other Native States in Arabia	—	—	—	—	—	18,72,460	7,16,780	39,80,369	25,83,805	10,74,091
Persia	—	—	—	—	—	1,88,84,720	1,25,98,900	1,60,03,521	1,30,42,529	1,13,19,922
Henzam Island	—	—	—	—	—	120	100	..	3,586	10,291
Sumatra	—	—	—	—	—	2,30,570	96,480	49,170	1,33,320	58,675
Java	—	—	—	—	—	7,34,500	19,07,730	4,75,451	1,69,120	7,07,405
Borneo (Dutch).	—	—	—	—	—	5,625	32,062
Celebes and other Islands	—	—	—	—	—	59,690	1,37,770	..	39,750	50,500
Siam	—	—	—	—	—	40,30,860	26,14,980	44,30,668	29,18,978	32,47,893
In to-China (including Cochin- China, Cambodia, Annam, Tonkin and French leased territories in China)	—	—	—	—	—	3,160	140	1,000	1,105	1,256
Philippine Islands and Guam	—	—	—	—	—	2,30,410	1,28,840	92,513	22,936	37,424
China (exclusive of Hong- kong and Macao)	—	—	—	—	—	7,99,30,380	2,89,78,040	1,58,78,638	27,70,190	9,01,452
Japan	—	—	—	—	—	25,43,450	3,100	4,62,590	1,074	620
Egypt*	—	—	—	—	—	—	—	—	—	49,95,604
Tripoli	—	—	—	—	—	67,118
Tunis	—	—	—	—	—	4,880	2,550	..	8,800	..
Portuguese East Africa	—	—	—	—	—	17,33,490	20,43,980	30,27,225	31,40,103	30,02,090
Madagascar	—	—	—	—	—	18,250	74,550	120	..	825
Réunion	—	—	—	—	—	81,020	1,70,710	300
German East Africa†	—	—	—	—	—	5,89,200	19,04,870	—	—	—
Italian East Africa (Somal- land and Eritrea)	—	—	—	—	—	2,92,140	8,50,800	4,69,940	6,42,493	5,80,352
French Somaliland	—	—	—	—	—	2,11,880	44,000	9,915
United States of America— Via Atlantic Coast	—	—	—	—	—	34,750	79,280	58,255	41,595	58,639
" Pacific "	—	—	—	—	—	..	7,170	3,160
Argentine Republic (includ- ing the Atlantic Coast of Patagonia)	—	—	—	—	—	13,750	..	2,250
TOTAL FOREIGN COUNTRIES						14,07,09,270	7,07,57,900	4,73,01,910	2,95,73,265	3,21,14,896
Share of Bengal						1,07,83,010	45,37,180	12,92,471	7,41,402	5,78,014
" Bombay						22,98,85,360	15,74,81,960	13,04,21,351	10,47,63,657	8,76,87,133
" Sind						6,53,450	4,44,280	3,23,243	2,77,264	3,71,681
" Madras						3,28,02,390	2,62,10,630	2,43,84,080	2,48,31,959	2,69,09,890
" Burma						9,040	39,230	86,021	7,587	2,330
TOTAL						27,41,39,250	18,27,13,280	15,65,07,166	13,06,21,869	10,95,49,068
Total value of Cotton, Raw and Manufactures						87,05,43,330	60,46,47,570	70,14,14,686	86,13,40,788	1,10,67,32,161
Flax—										
Raw (II Q)—										
United Kingdom	Lbs.	Lbs.	Lbs.	Lbs.	Lbs.	..	38,660	2,332	14,085	..
Mascat Territory and Tru- cial Oman	3,360	23,968	5,864	18,928	..	300
Share of Bengal										
" Bombay	23,968	5,824	18,928	38,660	2,322	14,085	..
" Madras	3,360	..	40	300	..	10
TOTAL	3,360	23,968	5,864	18,928	..	300	38,660	2,332	14,085	..

* Shown as a Foreign country from 1923-24.

† Shown as "Tanganyika Territory" under the British Empire from 1921-22.

GENERAL EXPORTS

(766)

INDIAN MERCHANDISE

No. 14—continued

ARTICLES, AND COUNTRIES OF FINAL DESTINATION; ALSO SHARE OF EACH PROVINCE	QUANTITY					VALUE				
	1919-20	1920-21	1921-22	1922-23	1923-24	1919-20	1920-21	1921-22	1922-23	1923-24
Textiles—continued						R	R	R	R	R
Flax—continued										
MANUFACTURES—										
Twist and Yarn (III. U)—	Lbs.	Lbs.	Lbs.	Lbs.	Lbs.					
Mauritius and Dependencies	2,053	870
Share of Bengal	2,053	870
Bags and sacks (III. U)—	No.	No.	No.	No.	No.					
Ceylon	1,100	300	125	354	144	1,540	750	312	1,210	..
Other British Possessions	144	..	228	116	45	300	..	570	312	..
TOTAL BRITISH EMPIRE.	1,334	300	353	770	189	1,840	750	882	1,522	531
United States of America—										
Via Atlantic Coast	1	5
Share of Bengal	1,334	300	353	770	182	1,840	750	882	1,522	456
„ Burma	8	80
TOTAL	1,334	300	353	770	190	1,840	750	882	1,522	536
Other sorts (III. U)—	Lbs.	Lbs.	Lbs.	Lbs.	Lbs.					
United Kingdom	112	448	..	112	..	100	1,400	..	250	..
Mesopotamia*	1,470	10,275
Ceylon	4,484	728	1,338	2,166	20,406	10,980	520	2,408	1,728	11,320
Straits Settlements (including Labuan)	..	112	1,120	..	448	..	60	400	..	1,100
Zanzibar and Pemba	894	3,890
Kenya Colony	1,558	318	150	3,200	1,079	220
Mauritius and Dependencies	336	5	1,550	70	..
Other British Possessions	228	..	6,014	400	56	1,000	..	960	340	90
TOTAL BRITISH EMPIRE	7,241	1,606	11,353	2,683	21,000	10,180	3,050	15,813	2,338	12,525
Turkey, Asiatic
Persian Gulf	533	900	1,200	2,476
Siam	2,535	1,568	3,200	2,600	1,680	5,480	2,910	3,200	10,300	3,080
United States of America—										
Via Atlantic Coast	6,496	5,000
Other Foreign Countries	429	..	202	49	..	1,480	..	512	950	..
TOTAL FOREIGN COUNTRIES	9,993	2,468	3,402	3,179	1,680	14,010	5,380	7,712	11,251	3,080
Share of Bengal	11,047	2,408	13,063	5,418	22,624	27,840	3,490	8,930	12,839	15,520
„ Bombay	3,187	1,218	1,692	..	56	9,350	3,540	10,590	..	90
„ Sind	..	448	..	444	1,400	..	800	..
TOTAL	17,234	4,074	14,755	5,862	22,680	33,190	8,430	19,525	13,639	15,610
Total value of Flax Manufactures (including Twist and Yarn)	25,000	9,180	21,407	15,161	16,147
Total value of Flax, Bags and Manufactures	36,200	47,840	21,739	29,246	16,147

No. 14—continued

ARTICLES, AND COUNTRIES OF FINAL DESTINATION; ALSO SHARE OF EACH PROVINCE	QUANTITY					VALUE				
	1910-20	1920-21	1921-22	1922-23	1923-24	1910-20	1920-21	1921-22	1922-23	1923-24
textiles—continued										
Haberdashery and Millinery (H. U.)						R	R	R	R	R
United Kingdom	—	—	—	—	—	81,070	53,350	71,054	92,482	1,30,619
Gibraltar	—	—	—	—	—	13,08 ⁰	..	16,600	22,750	1,000
Aden and Dependencies	—	—	—	—	—	4,970	2,020	10,577	10,005	2,509
Mesopotamia *	—	—	—	—	—	—	—	22,607	7,488	10,350
Bahrain Islands	—	—	—	—	—	2,600	760	7,770	25,839	82,278
Maldives	—	—	—	—	—	—	—	—	—	—
Ceylon	—	—	—	—	—	9,300	10,400	27,592	41,630	4,140
Straits Settlements (including Labuan)	—	—	—	—	—	6,160	10,770	33,638	60,516	38,207
Federated Malay States	—	—	—	—	—	150	1,600	211	1,700	1,028
Hongkong	—	—	—	—	—	..	15,800	3,030	25,074	2,175
Egypt†	—	—	—	—	—	29,210	1,500	5,400	8,521	—
Cape of Good Hope	—	—	—	—	—	..	1,200	1,425	..	90
Natal	—	—	—	—	—	4,000	10,140	7,705	4,812	2,653
Zanzibar and Pemba	—	—	—	—	—	1,650	400	1,560	17,608	8,800
Kenya Colony	—	—	—	—	—	4,200	4,500	7,040	3,835	45,416
Tanganyika Territory	—	—	—	—	—	—	—	7,781	1,066	4,732
Anglo-Egyptian Sudan	—	—	—	—	—	—	—	..	1,600	8,343
Mauritius and Dependencies	—	—	—	—	—	..	2,330	10,020	3,300	1,000
Canada—										
Via Atlantic Coast	—	—	—	—	—	4,005
" Pacific "	—	—	—	—	—	150
Western Australia	—	—	—	—	—	631	1,600	..
South Australia (including Northern Territory)	—	—	—	—	—	500
Victoria	—	—	—	—	—	10	880	4	154	376
New South Wales	—	—	—	—	—	..	20	3,325	2,939	..
Tasmania	—	—	—	—	—	..	120	60
Australian Commonwealth (Total)	—	—	—	—	—	10	700	4,510	4,393	376
New Zealand (including Nauru and Br. Samoa)	—	—	—	—	—	..	150	250	875	844
Fiji Islands	—	—	—	—	—	20	1,200	788
Other British Possessions	—	—	—	—	—	..	310	778	600	250
TOTAL BRITISH EMPIRE	—	—	—	—	—	1,37,030	1,21,000	2,41,350	3,42,143	3,08,062
Germany	—	—	—	—	—	2,495	..	45
Netherlands	—	—	—	—	—	3,000	700	..
Belgium	—	—	—	—	—	500	..	1,500	..	2,250
France	—	—	—	—	—	5,300	16,470	3,208	1,904	3,620
Switzerland	—	—	—	—	—	8,730	1,050	1,375
Italy	—	—	—	—	—	..	300	4,561	2,525	1,450
Turkey, Asiatic Persian Gulf	—	—	—	—	—	39,920	2,310
Maskat Territory and Trucial Oman	—	—	—	—	—	070	80	6,802	4,000	10,430
Other Native States in Arabia	—	—	—	—	—	300	..	13,320	11,415	6,430
Persia	—	—	—	—	—	12,600	700	6,060	26,684	30,717
Sumatra	—	—	—	—	—	4,170	81	39,217	30,504	1,025
Java	—	—	—	—	—	..	7,990	27,023
Siam	—	—	—	—	—	..	750	86,128	92,815	78,515
Egypt†	—	—	—	—	—	6,175
Portuguese East Africa	—	—	—	—	—	20	200	16,845	76,560	80,618
United States of America— Via Atlantic Coast	—	—	—	—	—	45,050	10,000	44,305	10,520	15,730
" Pacific "	—	—	—	—	—	3,728	910	7,241
Other Foreign Countries	—	—	—	—	—	1,040	1,780	200	2,087	1,564
TOTAL FOREIGN COUNTRIES	—	—	—	—	—	1,10,050	41,540	2,34,894	2,62,724	2,83,104
Share of Bengal	—	—	—	—	—	..	6,000	9,897	35,856	8,065
" Bombay "	—	—	—	—	—	2,03,660	1,02,650	3,68,371	5,01,595	4,95,532
" Sind "	—	—	—	—	—	5,830	2,060	8,656	7,615	1,10,637
" Madras "	—	—	—	—	—	56,590	51,600	32,060	52,998	51,767
" Burma "	—	—	—	—	—	1,000	100	7,269	7,793	9,442
TOTAL	—	—	—	—	—	2,67,080	1,63,540	4,76,254	6,04,867	6,77,070
Hemp (chiefly sann)— Hase (H. Q.)—										
United Kingdom	Cwts. 527,163	Cwts. 204,279	Cwts. 91,840	Cwts. 101,444	Cwts. 105,601	1,41,45,160	47,37,040	14,61,118	16,03,163	18,81,951
Aden and Dependencies	754	1,277	998	821	737	14,410	24,900	16,020	15,130	14,642
Bahrain Islands	56	0	11	..	40	1,600	220	243	..	1,000
Ceylon	146	262	611	361	457	1,870	4,320	9,795	6,133	10,178
Egypt†	4,446	1,964	4,074	69,750	25,800	57,050	..
New Zealand (including Nauru and Br. Samoa)	38	142	36	670	2,690	600
Other British Possessions	28	60	20
TOTAL BRITISH EMPIRE	528,145	210,273	93,460	106,845	106,711	1,44,63,970	48,66,200	15,15,925	16,81,166	19,00,661

* Included in Turkey, Asiatic, prior to 1921-22.

† Shown as a foreign country from 1923-24.

GENERAL EXPORTS

(768)

INDIAN MERCHANDISE

No. 14—continued

ARTICLES AND COUNTRIES OF FINAL DESTINATION ; ALSO SHARE OF EACH PROVINCE	QUANTITY					VALUE				
	1919-20	1920-21	1921-22	1922-23	1923-24	1919-20	1920-21	1921-22	1922-23	1923-24
extiles—continued										
Hemp (chiefly sann)—continued										
Raw (H. Q.)—continued	Cwts.	Cwts.	Cwts.	Cwts.	Cwts.	R	R	R	R	R
Sweden	357	910	2,198	1,711	..	10,000	15,150	34,305	27,240
Norway	075	89	508	22,000	2,000	8,400
Denmark	4,018	3,839	4,702	3,690	6,325	1,32,630	1,21,070	1,04,808	94,076	1,12,472
Germany	3,474	7,618	38,861	58,841	33,385	80,900	1,85,600	6,07,028	9,03,830	0,08,509
Netherlands	3,036	3,070	6,911	2,557	1,071	45,000	54,230	89,924	30,834	13,000
Belgium	89,280	120,750	51,823	158,199	192,879	17,12,540	22,06,370	8,14,008	21,39,233	30,82,506
France	71,502	20,987	29,307	33,082	47,314	16,44,640	4,47,970	3,50,538	5,15,773	6,92,493
Spain	805	7,266	4,050	3,601	3,118	47,800	1,10,050	73,900	59,895	53,945
Portugal	812	2,953	2,984	27,240	59,416	51,933
Italy	5,375	17,960	854	570	40,417	1,08,620	2,60,890	12,544	10,060	7,13,485
Austria	850	15,600
Hungary
Greece	14,286	7,098	5,054	1,127	4,110	3,19,500	1,33,120	77,500	16,250	65,310
Maskat Territory and Trucial Oman	2,291	1,164	2,287	2,239	2,009	48,030	20,730	46,342	50,291	41,307
Other Native states in Arabia	163	213	227	168	491	3,290	4,440	5,765	3,360	10,905
Persia	593	728	827	775	100	13,880	17,430	17,410	15,297	2,410
Java	923	175	..	200	..	26,800	4,380	..	3,000	..
Egypt*	—	—	—	—	4,176	—	—	—	—	66,100
Italian East Africa (Somaliland and Eritrea)	21	96	120	140	176	600	1,920	1,451	2,265	3,525
United States of America—										
Via Atlantic Coast	16,642	6,651	13,056	34,484	11,027	2,53,590	1,47,110	1,72,536	4,44,792	1,77,929
,, Pacific ,,	325	682	3,794	9,240	..
Brazil	100	2,016
Other Foreign Countries	30	..	17	3	15	920	..	206	35	354
TOTAL FOREIGN COUNTRIES	213,964	197,673	160,743	305,598	351,976	44,77,000	37,29,210	24,10,834	44,00,558	57,34,021
Share of Bengal	507,929	298,739	197,412	269,437	342,228	1,09,10,620	54,63,900	26,93,313	36,67,678	54,74,593
,, Bombay	216,134	96,123	49,825	113,598	102,055	75,97,090	28,18,160	10,51,438	19,35,014	18,92,151
,, Sind	30	1,040
,, Madras	18,016	13,669	3,966	29,358	14,534	4,33,260	3,32,390	1,90,939	4,82,032	2,75,933
TOTAL	742,109	407,051	256,293	412,443	458,847	1,80,40,970	80,15,490	30,35,760	60,84,724	76,42,682
Manufactures (excluding cordage) (H. U.)—										
United Kingdom	—	—	—	—	—	3,420	1,130	..	1,250	2,158
Mesopotamia†	—	—	—	—	—	—	—	8,200
Ceylon	—	—	—	—	—	3,410	5,520	10,351	6,421	7,501
Kenya Colony	—	—	—	—	—	..	1,700	200
Other British Possessions	—	—	—	—	—	80	60	440	500	..
TOTAL BRITISH EMPIRE	—	—	—	—	—	6,910	8,410	18,991	8,171	9,859
Germany	—	—	—	—	—	9,920
France	—	—	—	—	—	..	300	2,169
Turkey, Asiatic Persian Gulf	—	—	—	—	—	..	5,500
Persia	—	—	—	—	—	380	10,910
Java	—	—	—	—	—	320	1,400	..
Portuguese East Africa	—	—	—	—	—	..	1,250	3,400
Other Foreign Countries	—	—	—	—	—	200	100	1,175	..	170
TOTAL FOREIGN COUNTRIES	—	—	—	—	—	580	18,060	14,824	1,400	2,330
Share of Bengal	—	—	—	—	—	60	..	10,249	1,400	2,158
,, Bombay	—	—	—	—	—	4,350	19,460	13,635	1,225	320
,, Sind	—	—	—	—	—	200
,, Madras	—	—	—	—	—	2,990	7,010	9,931	6,916	9,661
,, Burma	—	—	—	—	—	60
TOTAL	—	—	—	—	—	7,490	26,470	33,815	9,571	12,189

* Shown as a Foreign country from 1923-24.
 † Included in Turkey, Asiatic, prior to 1921-22.

No. 14—continued

ARTICLES, AND COUNTRIES OF FINAL DESTINATION, ALSO SHARE OF EACH PROVINCE	QUANTITY					VALUE				
	1919-20	1920-21	1921-22	1922-23	1923-24	1919-20	1920-21	1921-22	1922-23	1923-24
Textiles—continued						R	R	R	R	R
Hemp (chiefly sunn)—continued										
Total value of Hemp, Raw and Manufactures						1,80,48,460	80,41,960	30,60,575	60,04,205	76,64,871
Jute—										
Raw (H. N)—	Tons	Tons	Tons	Tons	Tons					
United Kingdom	310,670	136,023	90,585	156,178	156,635	13,23,84,810	5,25,44,700	2,87,32,161	5,92,11,847	4,62,24,168
Mesopotamia*	—	—	—	2	8	—	—	—	670	8,230
Ceylon	—	—	—	—	123	—	30	145	96	48,598
Straits Settlements (including Labuan)	—	11	548	1	—	90	2,060	2,12,281	877	140
Hongkong	13	—	—	—	—	4,500	—	—	67	17
Egypt†	714	45	398	—	—	3,19,210	22,750	1,33,680	—	—
Canada—										
Via Atlantic Coast	1	—	—	—	36	80	—	—	—	9,010
Victoria	802	390	267	736	315	3,85,580	1,64,230	94,390	4,14,596	1,18,552
New South Wales	2	—	—	—	—	660	—	—	—	—
Australian Commonwealth (Total)	804	390	267	736	315	3,86,240	1,64,230	94,390	4,14,596	1,18,552
New Zealand (including Nauru and Br. Samoa)	5	5	7	8	4	1,710	2,720	2,938	3,200	1,160
Other British Possessions	—	—	2	2	—	—	—	550	728	70
TOTAL BRITISH EMPIRE	312,212	186,474	92,057	156,927	157,121	18,30,07,270	5,27,36,580	2,01,76,145	5,90,31,581	4,64,04,840
Finland	—	—	—	—	1,510	—	—	—	—	4,50,687
Sweden	2,795	638	90	387	607	11,21,830	2,18,840	36,350	1,32,720	1,81,045
Norway	768	265	178	177	338	8,29,090	1,00,960	68,363	70,630	1,03,084
Germany	3,609	72,068	144,018	141,470	162,297	18,82,586	2,37,25,450	4,20,78,003	5,57,87,624	6,12,67,675
Netherlands	5,848	7,974	9,904	7,280	12,173	29,95,220	27,31,340	28,26,815	23,62,000	33,82,995
Belgium	30,752	25,903	21,265	28,237	48,676	1,30,80,360	90,40,180	60,49,837	1,12,04,814	1,47,19,923
France	80,731	60,044	55,837	67,287	74,457	3,76,32,530	2,21,02,800	1,74,01,350	2,24,03,351	2,18,64,612
Spain	10,138	23,857	22,120	27,954	24,484	70,40,700	85,67,190	71,00,472	1,15,01,814	74,56,705
Italy	28,076	22,869	25,325	34,872	49,777	1,27,76,850	85,41,640	84,27,839	1,51,53,550	1,58,37,002
Austria	—	—	—	—	400	—	—	—	—	1,73,085
Hungary	179	1,466	—	—	—	69,860	4,50,980	—	—	—
Czechoslovakia	—	—	—	—	80	—	—	—	—	23,064
Greece	891	265	459	374	427	4,28,010	1,19,080	1,59,972	1,57,800	1,31,588
Native States in Arabia other than Masfat Territory and Trucial Oman	—	22	—	—	—	—	4,500	—	—	—
Formosa	636	681	1	721	1,513	2,16,890	1,58,120	320	2,80,023	4,14,567
China (exclusive of Hongkong and Macao)	1,012	1,390	1,239	1,902	2,418	2,15,060	2,65,520	2,55,699	6,64,937	6,30,406
Japan	10,566	7,345	12,002	11,457	12,323	34,49,160	18,86,050	24,08,375	38,20,580	31,83,319
Egypt†	—	—	—	—	45	—	—	—	—	17,050
United States of America—										
Via Atlantic Coast	75,304	107,437	64,613	87,101	85,507	2,48,71,680	2,70,88,530	1,80,14,239	3,28,01,606	2,41,11,142
„ Pacific	2,285	2,568	1,809	2,490	1,678	8,87,960	9,69,630	6,29,052	11,40,137	5,73,278
Cuba	—	—	—	161	194	—	—	—	70,807	60,927
Mexico	—	—	—	—	1,192	—	—	—	—	3,19,867
Brazil	15,228	8,709	10,420	15,338	18,249	64,88,720	41,19,480	50,55,172	64,26,946	73,04,139
Uruguay	268	464	535	420	493	1,09,170	1,53,750	1,77,470	1,68,840	1,60,810
Argentine Republic (including the Atlantic Coast of Patagonia)	1,455	1,954	2,790	3,350	8,880	5,48,680	6,75,210	8,79,754	13,66,751	9,69,196
Chile (including the Pacific Coast of Patagonia)	—	50	—	—	21	—	16,100	—	—	4,449
Other Foreign Countries	1	1	—	—	—	900	110	90	160	14
TOTAL FOREIGN COUNTRIES	279,662	335,940	375,628	421,028	502,842	11,38,97,250	11,54,72,160	11,11,15,452	16,56,53,584	15,36,91,179
Share of Bengal	585,902	471,643	466,773	574,633	659,216	24,46,47,260	16,73,41,740	14,62,29,697	22,43,69,195	19,97,54,457
„ Bombay	1	22	—	—	—	900	4,500	—	160	—
„ Sind	—	—	—	—	—	—	—	100	—	—
„ Madras	5,911	749	912	2,320	747	23,46,270	2,62,240	2,61,342	9,22,792	2,51,678
„ Burma	—	—	—	2	—	90	160	458	1,304	256
TOTAL	591,814	472,414	467,685	577,956	659,963	21,69,94,520	16,36,18,640	14,04,91,597	22,52,24,139	20,64,06,318

* Included in Turkey Asiatic prior to 1921-1923.
† Shown as a Foreign Country from 1923-24.

GENERAL EXPORTS

(770)

INDIAN MERCHANDISE

No. 14—continued

ARTICLES, AND COUNTRIES OF FINAL DESTINATION; ALSO SHARE OF EACH PROVINCE * 75	QUANTITY					VALUE				
	1919-20	1920-21	1921-22	1922-23	1923-24	1919-20	1920-21	1921-22	1922-23	1923-24
Textiles—continued										
Jute—continued										
<i>Twist and Torn (III. B)—</i>	Lbs.	Lbs.	Lbs.	Lbs.	Lbs.	R	R	R	R	R
United Kingdom	1,206,673	4,800,266	174,720	103,065	2,197,423	4,12,080	17,61,430	87,092	26,666	6,04,287
Ceylon	4,106	..	12,318	4,106	5,106	1,200	..	1,950	900	1,100
Straits Settlements (including Labuan)	119,225	196,000	51,050	202,320	107,520	44,850	71,330	12,266	75,552	27,114
Egypt*	9,000	..	18,304	6,000	—	3,740	..	5,597	2,338	—
Capo of Good Hope	5,500	5,000	2,500	17,500	..	1,460	1,596	987	6,184
Natal	18,000	..	83,300	33,500	14,750	7,400	..	5,910	7,005	5,530
Transvaal	12,500	..	12,500	12,580	..	8,040	..	2,500	3,052
Canada— Via Atlantic Coast	2,460	55,552	239,238	1,050	13,888	74,763
Western Australia	7,500	..	2,240	3,360	..	763
South Australia (including Northern Territory)	11,066	2,800	..	3,023	..	5,000	987	..	773
Victoria	178,460	800	57,568	..	21,340	79,200	00	20,465	..	6,587
New South Wales	234,066	461,406	112,560	104,500	221,471	1,01,870	1,66,810	26,865	59,485	63,787
Australian Commonwealth (Total)	480,926	473,371	175,168	194,506	243,834	1,84,510	1,71,930	49,009	89,486	76,097
New Zealand (including Nauru and Br. Samoa)	410	22,092	43,872	120	4,758	13,110
Other British Possessions	1,000	4,948	1,232	448	..	360	985	308	200
TOTAL BRITISH EMPIRE	1,780,800	6,488,627	474,808	728,273	2,881,271	6,54,900	20,09,600	1,14,805	1,04,332	9,01,437
Norway	2,240	1,080
France	10,000	22,400	2,680	10,770
Belgium	10,000	2,570	2,680	1,480
Roumania	55,841	82,500
Greece	18,440	2,240	4,800	820
Turkey, Asiatic										
Persian Gulf	6,000	—	—	—	..	2,350	—	—	—
Java	17,248	3,150
Indo-China (including Cochin-China, Cambodia, Annam, Tonkin and French leased territories in China)	8,318	2,300
China (exclusive of Hong-kong and Macao)	107,780	56,894
Japan	4,480	1,910
Egypt*	—	—	—	—	6,000	—	—	—	—	2,336
Portuguese East Africa	5,500	..	2,000	10,580	..	2,660	..	604	2,018
United States of America— Via Atlantic Coast	123,648	1,095,800	..	2,460,499	937,092	52,910	4,02,510	..	6,42,081	3,27,359
Brazil	279,552	1,892,420	1,09,200	6,79,530
Uruguay	847,940	106,000	125,000	..	25,900	46,900	30,530	18,110	..	6,700
Argentine Republic (including the Atlantic Coast of Patagonia)	899,540	1,816,800	1,260,625	810,504	1,365,181	2,68,860	3,55,960	2,72,125	73,242	3,32,556
Chilo (including the Pacific Coast of Patagonia)	84,000	100,000	25,190	35,810
Peru	100	17,240	5,000	..	9,488	30	6,940	1,700	..	2,910
Other Foreign Countries	2,240	2,506	900	469
TOTAL FOREIGN COUNTRIES	1,825,354	4,690,158	1,401,305	2,779,008	2,461,114	5,16,300	15,36,730	2,93,224	7,16,827	7,11,408
Share of Bengal	3,696,164	10,178,785	1,876,173	3,507,276	5,344,937	12,01,260	35,46,330	4,67,529	9,11,159	16,12,644
" Madras	448	900
TOTAL	3,696,154	10,178,785	1,876,173	3,507,276	5,245,385	12,01,260	35,46,330	4,67,529	9,11,159	16,12,844
Manufactures—										
<i>Canvas (III. B)—</i>	Yards	Yards	Yards	Yards	Yards					
United Kingdom	5,043	12,469	6,040	15,850
Mesopotamia †	—	—	16,812	19,432	15,956	—	—	11,866	9,181	9,661
Ceylon	4,000	1,880	—
Straits Settlements (including Labuan)	3,923	4,546	—
Natal	1,788	3,330	—
Kenya Colony	3,700	1,910	—
Mauritius and Dependencies	1,266	1,150	1,544	700	—
New South Wales	4,000	1,500	8,000	810
Australian Commonwealth (Total)	4,000	1,500	3,000	810
New Zealand (including Nauru and Br. Samoa)	5,000	1,100
Other British Possessions	280	..	100	300	..	160
TOTAL BRITISH EMPIRE	16,666	5,783	18,388	20,582	34,125	14,490	5,210	13,710	6,881	27,588

* Shown as a Foreign country from 1923-24.
† Included in Turkey Asiatic prior to 1921-22.

No. 14—continued

ARTICLES AND COUNTRIES OF FINAL DESTINATION; ALSO SHARE OF EACH PROVINCE	QUANTITY					VALUE				
	1910-20	1920-21	1921-22	1922-23	1923-24	1910-20	1920-21	1921-22	1922-23	1923-24
Textiles—continued										
Jute—continued										
MANUFACTURES—continued										
Canvas (I.I. R.)—continued										
Turkey, Asiatic										
Persian Gulf		8,800					2,140			
Smyrna			2,000					2,000		
Java	6,048	2,000				2,110	1,600			
Indo-China (including Cochinchina, Cambodia, Annam, Tonkin and French leased territories in China)				577					1,300	
United States of America— Via Atlantic Coast		1,000	4,000				680	4,000		
Other Foreign Countries	105		280			110		300		
TOTAL FOREIGN COUNTRIES	6,153	6,690	6,280	577		2,220	4,320	6,300	1,300	
Share of Bengal	19,119	6,000	4,000		11,173	14,800	2,710	4,000		12,970
" Bombay	3,700	7,383	20,663	21,159	22,932	1,910	6,760	16,010	11,190	14,384
" Madras					20					27
TOTAL	22,819	12,383	24,068	21,160	34,125	16,710	9,520	20,010	11,100	27,681
Sacking gunny bags (I.I. R.)—	No.	No.	No.	No.	No.					
United Kingdom	48,151,790	36,906,016	16,483,100	23,749,290	27,426,159	2,66,78,120	1,73,05,270	64,43,471	1,12,60,683	1,35,11,480
Gibraltar				9,920	85,300				4,108	3,211
Cyprus		25,000	40,000	50,000			8,750	13,075	26,800	2,33,297
Aden and Dependencies	124,800	411,800	428,057	360,600	509,100	99,780	1,70,950	1,56,911	1,64,842	5,72,127
Mesopotamia*			212,550	1,359,250	1,200,300			94,402	6,39,074	11,474
Bahrela Islands	10,800	12,300	1,000	3,800	26,700	4,300	4,370		1,050	1,682
Maldives				3,000						1,83,362
Ceylon	605,000	1,138,003	1,239,569	1,248,484	446,478	8,06,000	4,00,600	4,31,020	5,90,018	
Straits Settlements (including Labuan)	18,614,940	7,130,300	9,241,126	5,301,500	10,643,770	75,06,460	35,40,170	38,67,324	28,18,529	51,81,425
Federated Malay States	20,000	60,000			16,000	9,000	26,200			10,400
British Borneo	500	5,000			100,400	180	1,650			37,604
Hongkong	8,463,400	13,717,100	12,976,100	7,482,400	9,142,000	47,83,780	65,82,300	49,58,671	33,46,535	42,77,000
Egypt †	6,302,000	6,594,900	3,320,700	5,331,556		44,36,520	36,09,820	14,08,181	25,24,772	
Gold Coast (including Br. Togoland)		5,100		10,200	38,250		2,320		8,978	18,365
Nigeria (including Br. Cameroons)					15,200					7,603
Protectorate of South West Africa					16,800					8,904
Cape of Good Hope	1,276,700	2,851,300	3,312,700	3,491,550	3,761,390	10,41,660	14,56,260	16,23,857	25,47,689	22,94,689
Natal	4,356,050	7,041,550	13,297,300	14,286,800	10,177,800	26,50,660	30,84,140	52,69,491	71,85,610	68,77,076
Transvaal	1,027,500	3,098,350	2,001,100	310,800	565,800	6,00,790	12,90,640	7,39,251	1,40,791	2,82,027
Rhodesia	534,800	1,157,700	524,950	407,100	477,250	2,95,680	5,54,060	2,20,366	1,90,164	2,47,823
Zanzibar and Pemba	509,650	520,550	378,800	358,900	553,250	3,18,610	3,02,870	1,73,266	1,90,176	2,60,136
Kenya Colony	989,113	1,625,190	530,600	2,146,800	3,186,080	6,90,020	8,16,070	2,40,350	10,22,879	11,01,421
Tanganyika Territory			81,600	268,200	250,750			41,170	1,81,200	1,50,775
Mauritius and Dependencies	3,315,200	4,110,500	3,702,300	2,062,000	3,102,600	18,86,170	20,21,240	10,14,892	6,83,110	16,58,032
Seychelles	41,300	25,600	17,700	56,000	42,300	22,180	11,600	10,050	25,200	25,106
Canada— Via Atlantic Coast					25,200					10,332
" Pacific Coast		48,000		120,400	100,000		19,680		35,788	26,400
British West India Islands	1,878,600	6,046,600	790,600	2,036,820	2,391,439	9,47,970	36,40,140	4,28,026	11,78,324	18,85,638
British Honduras				6,750					4,455	
British Guiana	96,700	580,700	402,600	983,000	776,700	66,180	2,66,380	1,47,369	4,44,104	8,67,744
Western Australia	3,327,550	5,624,100	4,828,703	6,700,750	7,486,450	18,54,980	26,39,040	19,99,016	28,79,074	35,16,125
South Australia (including Northern Territory)	5,187,550	15,511,300	8,846,100	10,799,050	14,244,950	29,15,670	71,03,460	36,74,874	51,42,810	50,76,010
Victoria	3,027,100	30,430,150	16,478,050	16,407,460	13,811,800	27,03,510	1,45,91,280	71,72,238	82,67,870	60,66,294
New South Wales	2,937,700	21,513,900	14,740,450	13,658,600	17,06,150	36,70,740	1,11,58,470	66,98,003	84,04,338	97,89,662
Queensland		308,350	1,496,850	1,397,450	1,313,100		1,43,080	5,92,695	6,67,690	4,45,081
Australian Commonwealth (Total)	14,509,900	73,387,300	46,390,753	47,964,200	62,932,450	1,11,44,900	3,56,06,230	2,07,43,546	2,53,61,786	2,66,72,374
New Zealand (including Nauru and Br. Samoa)	4,002,250	8,658,300	7,099,100	8,060,060	10,218,210	36,80,980	48,31,480	34,09,681	44,50,793	67,25,470
Fiji Islands	15,900	799,670	762,000	229,500	263,500	9,330	4,43,770	2,69,452	1,02,073	1,16,460
Other British Possessions			2,000					750		
TOTAL BRITISH EMPIRE	109,313,598	178,567,659	122,180,598	127,760,250	138,485,006	6,09,87,060	8,66,27,500	6,10,92,856	6,51,02,792	6,99,56,144
Sweden		493,400					1,05,770			
Norway	871,621	559,500	100,000	635,000	991,630	3,44,110	1,89,720	22,000	2,00,000	3,03,806
Denmark	16,800	598,600	147,700	620,400	945,000	6,720	2,49,890	66,777	2,63,875	3,21,561
Germany		10,200	250,800	886,700	1,518,750		3,570	97,855	4,22,036	7,50,554
Netherlands	100,000	925,500	390,400	435,600	1,041,400	98,600	3,32,710	1,07,222	1,01,010	4,11,971
Belgium	8,268,400	13,698,380	2,001,700	3,841,000	5,789,000	33,41,850	47,67,240	6,10,011	11,00,252	20,16,612
France	3,255,600	7,019,800	135,000	506,400	342,100	15,76,200	39,66,210	48,066	2,64,702	1,91,007
Spain	100,000	2,438,300	1,378,100	3,130,800	1,249,700	38,000	8,31,700	4,01,398	11,64,071	4,61,712
Portugal				220,400	350,300				54,267	84,000
Italy		50,000	50,030	45,200	365,100		15,250	14,800	21,136	1,93,744
Serb-Croat-Slovene State			20,030					8,000		
Roumania	1,740,600	2,283,500	1,964,500	200,000	31,600	13,51,600	14,40,870	5,71,087	1,97,112	19,404
Austria		164,000			24,809		59,430			11,816
Hungary		130,200					51,680			
Serbia		20,100	123,400	75,000	107,200		7,840	33,011	19,005	52,352

* Included in Turkey, Asiatic, prior to 1921-22.
† Shown as a Foreign country from 1923-24.

GENERAL EXPORTS

INDIAN MERCHANDISE

(772)

No. 14—continued

ARTICLES, AND COUNTRIES OF FINAL DESTINATION; ALSO SHARE OF EACH PROVINCE	QUANTITY					VALUE				
	1919-20	1920-21	1921-22	1922-23	1923-24	1919-20	1920-21	1921-22	1922-23	1923-24
	No.	No.	No.	No.	No.	R	R	R	R	R
Textiles—continued										
Jute—continued										
MANUFACTURES—continued										
Sacking gunny bags (III, B)—continued										
Greece	6,507,700	3,507,900	6,940,100	4,726,750	6,910,300	44,01,440	16,72,860	28,31,474	25,01,361	37,71,808
Turkey, European	2,912,100	1,394,950	2,883,450	1,644,500	1,767,130	20,90,020	7,38,300	18,09,605	9,07,791	10,09,603
Turkey, Asiatic			807,500	277,300	689,200			3,63,975	1,70,757	4,06,162
Levant and Black Sea	2,041,850	833,600	—	—	—	14,99,050	4,00,610	—	—	—
Red Sea	30,000	25,000	—	—	—	22,500	17,200	—	—	—
Persian Gulf	1,255,510	671,900	—	—	—	7,21,970	4,15,280	—	—	—
Syria	—	—	—	93,500	287,300	—	—	—	78,250	1,75,782
Armenia	—	—	—	—	19,800	—	—	—	—	15,300
Byzantine	—	—	1,911,900	75,000	81,500	—	—	4,99,701	41,207	60,127
Alaska Territory and			61,787	58,200	62,200			32,075	26,535	29,041
Trucial Oman	137,030	102,846	—	—	—	91,840	96,670	—	—	—
Other Native States in			20,840	5,780	2,200			11,210	2,170	660
Arabia	31,050	16,380	—	—	—	16,960	11,320	—	—	—
Persia	286,325	113,774	59,510	56,002	139,715	1,76,180	67,110	24,078	27,232	59,035
Hanjam Island			82,000	18,200	5,700			15,740	4,204	18,930
Sumatra	256,200	133,000	84,000	158,000	87,600	1,41,450	80,650	12,185	68,585	38,782
Java	17,391,900	24,612,530	23,263,000	19,844,300	17,314,440	1,04,58,930	1,22,16,380	1,02,11,308	1,05,94,620	93,03,810
Borneo (Dutch)	300,000	244,000	530,000	600,000	487,400	1,05,000	1,19,300	2,15,599	2,67,496	2,11,239
Celebes and other Islands	808,300	848,900	783,200	766,500	1,239,400	4,29,740	3,68,010	2,90,953	3,46,760	5,85,300
Siam	5,683,900	4,591,600	15,868,706	11,361,000	10,192,700	31,00,840	19,77,800	60,26,842	50,66,143	47,93,947
Indo-China (including Co-										
chin, China, Cambodia,										
Annam, Tonkin and										
French leased territories										
in China)	12,375,800	17,373,500	25,771,400	10,338,400	8,115,000	69,96,580	74,60,010	88,89,935	41,73,607	36,67,395
Philippine Islands and			90,000	100,000	150,000			33,400	40,000	55,500
Guam	..	125,200	—	—	—	..	58,620	—	—	—
Formosa	150,400	50,000	206,500	5,000	..	85,200	25,000	57,975	1,300	..
China (exclusive of Hong-										
kong and Macao)	6,794,900	16,978,900	9,506,450	3,774,200	5,809,600	37,38,670	75,87,810	35,29,332	17,70,701	26,86,501
Japan	21,202,000	13,738,000	35,765,333	10,808,100	11,275,630	1,19,27,470	69,88,830	1,30,80,669	42,99,773	50,40,054
Egypt	7,028,400	34,45,690
Morocco	838,600	3,336,200	3,163,500	1,064,700	2,444,000	4,63,700	16,39,770	10,62,307	3,35,116	10,29,744
French West Africa	8,900	3,000	9,800	1,950	1,290	5,441
Portuguese West Africa	21,000	152,100	11,840	80,781
Portuguese East Africa	1,058,650	3,077,910	4,552,089	5,806,424	5,631,820	5,65,280	18,56,976	17,91,571	28,25,792	27,46,141
Madagascar	494,100	1,793,000	142,300	691,700	2,207,300	2,02,060	6,76,550	49,540	2,93,892	9,65,841
Réunion	..	420,000	..	112,500	2,15,490	..	44,002	..
German East Africa	28,000	166,750	19,800	1,03,150
Italian East Africa (Somal-				79,400	108,800					
land and Eritrea)	25,000	75,600	43,800	—	—	14,960	35,450	17,907	87,200	53,501
French Somaliland	7,500	37,700	..	10,000	60,100	4,650	16,290	..	4,450	23,161
Abyssinia	423,800	1,52,770
United States of America—										
Fed Atlantic Coast	8,792,341	6,165,700	2,050,500	1,758,700	775,700	60,82,270	35,67,460	8,46,925	9,32,165	4,49,150
.. Pacific	1,073,750	1,355,600	1,651,800	847,000	1,162,200	5,81,450	6,53,740	6,15,200	3,87,906	5,20,411
Cuba	21,114,400	22,479,600	14,356,400	38,017,899	21,143,000	1,77,47,610	1,49,52,400	68,71,051	2,32,19,066	1,21,87,881
Haiti and St. Domingo	40,000	337,600	780,300	854,000	746,200	28,000	1,80,440	3,14,632	4,66,358	3,83,171
Porto Rico	1,614,700	2,941,700	2,772,900	2,444,800	2,916,000	10,10,870	13,72,720	10,95,249	11,50,432	13,69,061
French West Indies (in-										
cluding St. Pierre and										
Miquelon)	55,200	210,800	195,800	15,000	..	35,650	1,18,470	50,127	8,100	..
Virgin Islands of the	39,600	15,018
United States
Mexico	40,000	50,100	30,000	41,100	56,800	26,600	19,540	18,925	10,638	24,991
Guatemala	..	40,000	..	218,800	274,000	..	18,600	..	97,104	1,26,011
Honduras (not British)	..	83,600	66,400	11,510	22,908
San Salvador	..	211,200	201,600	738,450	338,100	..	1,47,980	98,320	4,84,761	2,29,701
Nicaragua	6,000	..	80,200	50,800	94,600	3,900	..	28,586	25,823	45,251
Costa Rica	..	20,400	..	27,200	16,800	..	10,710	..	11,618	7,601
Colombia	5,000	50,400	..	3,400	21,168	..
Panama	7,000	4,210
Dutch Guiana	..	15,000	17,200	84,000	141,200	..	7,500	8,084	39,456	81,451
Brazil	..	100,000	30,000
Paraguay	417,000	1,63,872	..
Uruguay	100,000	82,000
Argentine Republic (includ-										
ing the Atlantic Coast										
of Patagonia)	1,674,200	2,545,100	1,405,700	2,208,700	3,197,750	11,70,990	15,63,820	6,61,894	19,82,015	15,01,511
Chile (including the Pacific										
Coast of Patagonia)	15,381,700	54,260,100	4,471,400	6,591,950	43,858,550	62,09,660	1,99,45,210	16,28,723	26,75,016	1,46,28,721
Peru	2,001,700	5,063,300	3,124,600	3,999,200	5,121,700	10,43,770	25,85,440	13,28,313	20,05,838	24,99,201
Ecuador	204,000	115,000	95,600	107,200	15,000	1,17,470	54,050	41,320	51,711	7,051
Bolivia	150,000	125,000	40,000	42,000	42,000	14,051
Hawaii	..	200	200	1,378,600	275,000	..	410	362	5,13,892	1,14,271
Other Islands in the Pacific	15,000	6,075	..
TOTAL FOREIGN COUNTRIES	147,171,736	229,446,020	169,309,954	143,885,255	175,701,635	8,71,81,360	10,13,01,710	6,60,72,263	7,10,86,447	7,99,68,56

* Shown as a Foreign country from 1923-24.

† Shown as "Tanganyika Territory" under the British Empire from 1921-22.

No. 14—continued

ARTICLES, AND COUNTRIES OF FINAL DESTINATION; ALSO SHARE OF EACH PROVINCE	QUANTITY					VALUE				
	1919-20	1920-21	1921-22	1922-23	1923-24	1919-20	1920-21	1921-22	1922-23	1923-24
	No.	No.	No.	No.	No.	R	R	R	R	R
Textiles—continued										
Jute—continued										
MANUFACTURES—continued										
Shipping gunny bags										
(III. R)—concluded										
Share of Bengal										
" Bombay	2,406,688	1,755,630	885,430	2,313,591	2,042,465	14,61,860	10,55,800	4,80,916	12,55,603	10,85,164
" Sind	247,119	134,400	126,986	115,502	100,370	1,47,450	62,280	44,703	46,333	41,569
" Madras	38,640	36,203	1,169	44,984	4,488	22,810	16,110	365	17,903	1,763
" Orissa	107,507	12,800	3,000	600	1,590	61,000	6,600	800	225	487
TOTAL	256,484,329	307,013,079	291,490,552	271,645,505	314,137,601	15,41,03,420	18,79,29,210	11,71,65,119	13,72,39,230	14,03,54,063
Hessian gunny bags										
(III. R)—										
United Kingdom	10,100,710	11,107,300	14,830,900	7,468,500	13,295,760	41,34,740	44,07,400	41,10,481	20,79,701	43,25,168
Cyprus	25,000	31,250	..
Aden and Dependencies	..	5,000	1,480
Ceylon	4,220	4,350	..	1,200	..	16,950	15,510	..	3,300	..
Straits Settlements (including Labuan)	1,630	290,200	1,895	7,850	64,510	6,492
Hongkong	15,000	400,000	4,000	50,000	271,000	6,000	1,49,000	800	14,500	68,811
Egypt*	3,186,900	6,455,000	2,266,250	3,676,000	..	26,00,330	68,83,520	6,24,250	18,53,080	..
Cape of Good Hope	68,500	57,500	116,000	37,500	17,500	35,220	23,470	3,850	13,343	5,128
Natal	4,842,000	3,173,200	1,807,500	1,915,000	678,041	21,46,880	10,94,010	5,00,056	6,08,803	5,32,460
Transvaal	476,000	298,400	50,000	2,52,480	1,24,190	16,760
Rhodesia	36,800	187,000	19,840	73,040
Canada—										
Via Atlantic Coast	100,000	150,000	19,000	29,250	..
" Pacific "	225,000	713,000	1,279,000	445,000	2,975,400	57,500	4,54,060	2,17,980	1,00,276	6,79,637
British West India Islands	20,800	6,180
Western Australia	2,504,400	2,568,800	1,742,000	2,166,000	2,867,000	10,58,220	10,03,260	5,48,800	6,53,072	10,02,500
South Australia (including Northern Territory)	4,751,000	1,657,200	218,000	708,800	1,441,600	3,41,140	7,56,020	85,800	2,73,776	6,12,198
Victoria	727,500	9,633,000	4,444,200	6,690,410	11,744,500	30,18,420	37,09,480	14,16,813	23,04,824	43,57,214
New South Wales	7,029,400	4,195,200	3,354,690	6,332,000	10,168,000	21,24,540	18,26,000	12,20,552	20,55,742	40,00,931
Australian Commonwealth (Total)	15,012,000	18,004,000	9,758,800	14,394,370	26,321,200	65,39,320	74,14,760	32,72,056	52,57,414	1,00,68,843
New Zealand (including Nauru and Br. Samoa)	549,800	1,063,000	327,600	305,000	574,900	1,81,470	2,08,800	61,552	1,01,025	1,56,616
Fiji Islands	10,000	..	15,000	2,800	..	1,952
Other British Possessions	2,000	..	816	640	00
TOTAL BRITISH EMPIRE	34,636,510	41,668,010	29,972,945	28,870,010	43,950,407	1,00,61,330	2,10,69,710	87,30,118	1,07,62,581	1,56,34,586
Sweden	40,000	180,000	81,000	50,000	75,000	26,000	87,300	29,050	26,337	30,026
Norway	1,744,000	5,534,600	1,780,100	2,149,500	1,846,000	9,38,670	27,31,970	6,59,629	11,15,795	7,32,580
Denmark	10,400	5,200
Poland (including Dantzig)	400,000	1,20,000
Germany	880,000	2,000	3,35,037	1,250
Netherlands	..	99,500	120,000	209,500	75,000	..	39,850	39,012	89,658	22,075
France	1,936,000	5,894,000	7,53,480	27,62,440
Belgium	550,200	1,880,400	..	25,000	..	3,19,000	7,74,040	..	13,120	..
Spain	..	1,634,000	765,000	100,000	6,15,400	2,03,827	18,500	..
Italy	..	700,000	610,000	700,000	240,000	..	2,45,520	1,05,900	1,76,000	89,760
Roumania	200,000	562,500	20,000	6,23,120
Greece	785,000	571,000	865,000	193,000	15,500	2,37,350	3,69,530	1,19,050	53,275	94,522
Turkey, European	..	284,600	1,250,000	..	2,988,000	..	2,77,650	4,71,500	..	6,37,040
Turkey, Asiatic Levant and Black Sea	10,000	110,000	39,000	..	476,000	3,300	17,200	8,580	..	1,94,500
Persian Gulf	..	3,000	6,150
Sumatra	3,000	..	63,000	367	..	26,740
Java	30,000	16,600
Siam	..	14,500	44,800	10,000	65,000	..	12,250	14,107	7,200	37,750
Philippine Islands and Guam	1,981,400	5,437,800	3,911,600	4,042,597	2,381,200	7,60,510	17,09,510	9,17,851	13,16,013	6,89,094
China (exclusive of Hongkong and Macao)	500,000	1,270,000	766,600	..	165,400	2,00,820	4,6,510	2,39,005	..	57,266
Japan	120,000	120,000	100,000	84,400	1,12,000	48,000
Egypt*	6,977,000	40,05,267
Morocco	..	100,200	25,000	..	60,120	9,750
Portuguese East Africa	15,000	450,709	205,000	15,000	35,000	2,550	1,76,800	65,606	2,887	5,237
Madagascar	20,000	137,500	..	10,000	105,000	4,600	41,370	..	3,000	82,400
United States of America—										
Via Atlantic Coast	160,000	5,220,000	4,097,000	1,750,000	3,125,000	75,950	11,39,150	7,58,460	3,91,260	7,42,176
" Pacific "	33,018,000	69,080,400	45,492,000	27,336,000	28,006,000	80,99,470	1,90,40,730	84,06,936	50,49,830	67,68,750

* Shown as a Foreign country from 1923-24.

GENERAL EXPORTS

(774)

INDIAN MERCHANDISE

No. 14—continued

ARTICLES, AND COUNTRIES OF FINAL DESTINATION; ALSO SHARE OF EACH PROVINCE	QUANTITY					VALUE				
	1919-20	1920-21	1921-22	1922-23	1923-24	1919-20	1920-21	1921-22	1922-23	1923-24
Textiles—continued										
Jute—continued										
MANUFACTURES—continued										
Messian gunny bags (III. R)—continued	No.	No.	No.	No.	No.					
Mexico	100,000	26.37
Guatemala	10,000	2,600
San Salvador	88,000	19,142	..
Nicaragua	24,800	12,000	3,000	9,920	5,280	64
Costa Rica	10,000	2.16
Colombia	50,000	42,500
Paraguay	166,800	38,468	..
Argentine Republic (including the Atlantic Coast of Patagonia)	4,662,000	2,005,000	200,000	..	1,005,000	14,75,190	6,01,220	63,000	..	1,93.43
Chile (including the Pacific Coast of Patagonia)	..	50,000	60,006	..	20,000	18.90
Peru	5,000	1.90
Hawaii	5,892,004	3,831,320	4,491,800	5,051,800	8,532,800	24,80,850	12,10,880	10,02,374	22,44,326	24,21.40
Other Islands in the Pacific	15,000	30,000	5,100	10,500	..
Other Foreign Countries	167	130	276	1.1
TOTAL FOREIGN COUNTRIES	51,658,804	95,227,020	66,247,200	43,716,364	55,627,930	1,55,49,220	3,00,04,320	1,32,71,863	1,15,10,006	1,68,21.31
<i>Share of Bengal</i>	<i>86,244,314</i>	<i>130,577,530</i>	<i>95,175,345</i>	<i>72,586,374</i>	<i>99,576,337</i>	<i>3,16,10,560</i>	<i>5,11,45,500</i>	<i>2,19,93,864</i>	<i>2,22,79,547</i>	<i>3,23,64.7</i>
.. Bombay	..	3,000	6,190
.. Burma	..	14,600	44,800	..	2,000	..	13,250	14,107	..	1.2
TOTAL	80,244,314	130,595,030	95,220,145	72,586,374	99,578,337	3,10,10,560	5,11,64,030	2,20,07,971	2,22,70,547	3,23,55.9
Total Gunny bags (III. R)—	No.	No.	No.	No.	No.					
United Kingdom	58,312,500	48,013,316	30,773,000	31,217,790	40,721,909	3,08,13,860	2,17,72,730	1,05,63,952	1,39,30,384	1,78,36.6
Gibraltar	9,900	86,300	4,108	39.2
Cyprus	25,000	40,000	75,000	8,750	13,075	58,050	..
Aden and Dependencies	124,600	416,800	426,050	360,600	509,100	69,780	1,72,130	1,56,911	1,64,842	2,33.2
Mesopotamia*	212,550	1,359,250	1,201,746	94,402	6,39,674	5,72.9
Bahrain Islands	10,800	12,300	1,000	3,800	20,700	4,500	4,370	230	1,050	11.4
Maldives	3,000	1.5
Ceylon	609,220	1,143,253	1,239,569	1,349,684	446,478	3,23,040	4,76,010	4,31,026	5,33,018	1,83.3
Straits Settlements (including Labuan)	13,516,520	7,330,560	9,243,021	5,301,500	10,643,770	75,14,310	36,10,680	38,78,816	28,13,520	51,81.4
Federated Malay States	20,000	60,000	16,000	9,600	25,200	10.4
British Borneo	500	5,000	100,400	180	1,650	37.9
Hongkong	8,478,400	14,117,100	12,880,100	7,532,400	9,413,900	47,09,730	67,31,300	49,59,371	33,01,055	43,46.7
Egypt†	9,578,900	13,049,900	5,582,950	8,907,556	—	70,96,850	1,04,98,340	19,30,431	43,57,852	—
Gold Coast (including Br. Togoland)	..	5,100	..	10,200	38,250	..	2,320	..	3,978	18.3
Nigeria	15,200	7.6
Protectorate of South-West Africa	16,800	8.5
Cape of Good Hope	1,345,200	2,908,800	3,327,700	3,529,050	3,778,890	10,76,880	14,79,740	16,27,707	25,00,932	22,99.1
Natal	9,198,050	10,814,750	15,164,700	16,201,800	10,850,841	47,97,490	47,29,050	57,60,447	78,04,613	56,10.7
Transvaal	1,503,500	3,891,750	2,051,100	310,800	565,800	8,53,270	14,23,840	7,50,001	1,40,791	2,32.4
Rhodesia	571,600	1,344,700	524,950	407,100	477,250	3,15,470	6,27,090	2,20,365	1,90,164	2,47.1
Zanzibar and Pemba	506,650	520,550	378,800	353,900	553,250	3,18,610	3,02,370	1,73,256	1,90,170	2,09.1
Kenya Colony	909,113	1,625,190	530,600	2,145,800	3,136,080	6,90,020	8,16,070	2,40,350	10,22,879	14,91.1
Tanganyika Territory	—	—	81,600	268,200	250,750	—	—	41,170	1,81,300	1,59.7
Mauritius and Dependencies	3,316,200	4,110,600	2,792,800	2,064,000	3,102,800	18,30,170	20,21,240	10,14,392	9,83,756	15,58.1
Seychelles	41,300	26,800	17,700	56,900	42,300	22,180	11,600	10,050	25,200	25.5
Canada—										
<i>Via Atlantic Coast</i>	100,000	150,000	25,200	19,000	29,250	10.7
<i> Pacific</i>	225,000	761,000	1,279,000	565,400	2,976,400	57,500	4,73,740	2,17,980	1,30,058	6.96
British West India Islands	1,378,500	6,046,600	790,500	2,036,300	2,412,290	9,47,970	36,40,140	4,28,020	11,78,324	13,41.1
British Honduras	6,750	4,455	..
British Guiana	96,700	589,700	402,600	963,000	776,700	66,180	2,65,330	1,47,369	4,44,104	3,57.7
Western Australia	5,831,950	8,192,700	6,570,793	7,665,750	10,353,450	29,10,200	37,02,300	25,47,906	35,32,146	45,18.1
South Australia (including Northern Territory)	5,891,750	17,108,500	9,082,100	11,506,760	14,716,550	32,56,210	70,10,480	37,60,674	54,16,580	65.8
Victoria	10,056,500	40,013,150	20,922,860	23,097,860	25,556,200	57,21,930	1,82,70,760	85,95,981	1,05,72,703	1,18.23

* Included in Turkey, Asiatic, prior to 1921-22.

No. 14—continued

ARTICLES, AND COUNTRIES OF FINAL DESTINATION; ALSO SHARE OF EACH PROVINCE	QUANTITY					VALUE				
	1919-20	1920-21	1921-22	1922-23	1923-24	1919-20	1920-21	1921-22	1922-23	1923-24
	No.	No.	No.	No.	No.	Rs.	Rs.	Rs.	Rs.	Rs.
Textiles—continued										
Jute—continued										
MANUFACTURES—continued										
Total Gunny bags (III. R)— continued										
New South Wales	7,738,700	25,709,100	18,005,050	18,991,200	27,304,350	57,95,280	1,29,84,480	70,19,245	1,04,60,075	1,38,05,008
Queensland	308,350	1,496,850	1,307,450	1,313,100	..	1,43,980	5,92,695	0,67,630	4,45,988
Australian Commonwealth (Total)	22,621,900	26,315,800	19,998,950	20,605,650	28,921,550	57,95,280	1,31,324,460	76,119,940	1,05,277,705	1,42,511,996
New Zealand (including Nauru and Br. Samoa)	4,549,050	9,721,300	7,386,700	8,355,050	10,793,110	28,69,450	51,33,250	84,71,233	45,57,818	58,82,080
Fiji Islands	25,900	769,500	777,000	229,500	253,500	12,180	4,48,740	2,71,404	1,02,073	1,16,460
Other British Possessions	2,000	750
TOTAL BRITISH EMPIRE	148,899,103	218,235,069	152,153,543	156,630,260	182,360,373	8,30,48,300	10,76,97,210	5,08,29,074	7,60,65,978	8,55,10,070
Sweden	40,000	678,400	81,000	50,000	75,000	26,000	2,83,070	29,050	26,937	10,625
Norway	2,615,621	6,094,100	1,880,400	2,784,500	2,837,000	12,82,780	20,21,690	6,81,628	13,16,794	10,86,420
Denmark	27,200	593,600	147,700	620,400	945,000	11,920	2,40,800	66,777	2,63,575	3,21,561
Poland (including Dantzg)	400,000	1,20,000
Germany	10,200	250,300	1,766,700	1,559,750	..	3,570	97,855	7,57,072	7,00,804
Netherlands	100,000	1,025,000	510,400	645,100	1,150,400	98,800	3,72,560	1,46,234	2,50,008	4,35,046
Belgium	8,818,600	15,584,780	2,001,700	3,866,000	5,789,800	34,61,780	55,41,280	6,10,011	11,13,778	20,16,012
France	5,191,600	13,810,600	185,000	506,400	382,100	23,39,770	58,28,650	48,965	2,64,702	1,01,007
Spain	100,000	4,072,300	2,188,100	8,230,800	1,289,700	38,000	14,47,100	6,05,285	11,83,171	1,63,712
Portugal	220,400	350,000	54,207	84,000
Italy	750,000	660,000	745,200	605,100	..	2,60,830	1,20,790	1,97,136	2,52,094
Austria	154,000	24,600	11,310
Hungary	59,630
Serb-Croat-Slovene State	20,000	8,000
Servia	190,200	54,680
Bulgaria	20,100	125,400	75,000	107,200	..	7,840	23,034	10,350	52,152
Roumania	1,940,600	2,846,000	1,064,500	290,000	39,000	14,31,900	20,68,990	5,71,087	1,97,112	10,404
Greece	7,292,700	4,978,900	7,505,100	4,921,750	7,105,700	46,38,790	20,42,900	29,50,524	27,54,636	38,60,330
Turkey, European	2,912,100	1,679,550	4,533,450	1,544,500	3,805,180	20,90,020	10,15,950	17,81,105	9,97,791	16,40,648
Turkey, Asiatic	846,500	277,800	1,164,200	3,72,555	1,70,757	5,00,602
Levant and Black Sea	2,051,850	948,600	15,02,850	4,17,810
Red Sea	30,000	25,000	22,500	17,200
Persian Gulf	1,255,510	674,900	7,21,970	4,21,470
Syria	93,500	287,300	73,260	1,75,782
Armenia	19,800	15,300
Smyrna	1,311,300	76,000	81,000	4,90,701	41,267	50,127
Mascat Territory and Trucial Oman	197,039	162,646	61,787	53,200	62,200	91,640	86,670	32,075	26,585	29,041
Other Native States in Arabia	31,050	19,380	20,800	5,780	2,290	16,860	11,320	11,210	2,170	660
Persia	280,325	116,774	50,510	56,109	129,845	1,76,180	67,110	24,078	27,508	60,213
Benjam Island	52,000	18,200	56,700	15,740	4,204	18,080
Sumatra	255,200	153,000	37,000	158,000	150,500	1,41,450	80,650	12,552	68,565	65,502
Java	17,391,900	24,612,530	23,263,000	19,844,300	17,344,440	1,04,58,920	1,22,16,380	1,02,11,308	1,05,94,020	98,20,410
Borneo (Dutch)	800,000	244,600	530,000	600,000	487,400	1,05,000	1,19,300	2,15,599	2,67,406	2,11,230
Celebes and other Islands	806,300	848,900	783,200	766,500	1,239,400	4,29,740	3,68,010	2,90,958	3,46,760	5,96,300
Slam	5,688,900	4,606,100	15,913,506	11,371,000	10,257,700	31,00,840	19,90,650	60,40,949	50,73,843	48,31,007
Indo-China (including Cochin China, Cambodia, Annam, Tonkin and French leased Territories in China)	12,375,800	17,373,500	25,771,400	10,338,400	8,115,000	60,96,580	74,60,010	88,89,935	41,73,607	36,57,395
Philippine Islands and Guam	1,981,400	5,503,000	4,001,000	4,142,597	2,531,200	7,60,510	17,50,180	9,51,251	18,56,018	7,44,594
Formosa	150,400	50,000	206,500	5,000	..	85,200	25,000	57,975	1,300	..
China (exclusive of Hong- kong and Macao)	7,294,900	18,248,900	10,273,050	3,774,200	5,975,000	39,39,550	60,34,320	37,59,337	17,76,701	27,43,775
Japan	21,322,000	13,858,000	35,765,333	10,808,100	11,375,636	1,20,11,870	71,00,820	1,30,89,669	42,99,773	59,93,064
Morocco	833,600	3,486,400	3,183,800	1,964,700	2,46,000	4,63,700	16,99,890	10,62,307	8,35,116	10,39,496
Egypt*	14,005,400	74,60,947
French West Africa	3,900	9,900	1,950	5,445
Portuguese West Africa	3,000	..	21,000	152,100	..	1,290	..	11,340	80,787
Portuguese East Africa	1,073,650	4,428,610	4,757,088	5,821,424	5,666,820	5,67,830	20,33,770	18,37,177	28,28,589	27,51,385
Madagascar	514,100	1,930,500	1,42,300	701,700	2,312,300	2,06,660	7,17,920	49,546	2,90,948	9,08,246

GENERAL EXPORTS

INDIAN MERCHANDISE

(776)

No. 14—continued

ARTICLES, AND COUNTRIES OF FINAL DESTINATION; ALSO SHARE OF EACH PROVINCE	QUANTITY					VALUE				
	1919-20	1920-21	1921-22	1922-23	1923-24	1919-20	1920-21	1921-22	1922-23	1923-24
Textiles—continued -										
Jute—continued										
MANUFACTURES—continued										
Total Gunny bags (III. R) —concluded	No.	No.	No.	No.	No.					
Reunion	420,000	..	112,500	2,15,490	..	44,662	..
German East Africa*	23,000	166,750	19,600	1,03,150
Italian East Africa (Somali-land and Eritrea)	25,000	75,600	43,800	79,400	93,800	14,960	35,450	17,907	37,200	53,505
French Somaliland	7,500	37,700	..	10,000	60,100	4,650	16,250	..	4,450	23,166
Abyssinia	423,800	1,52,770
United States of America—										
Via Atlantic Coast	8,942,341	11,375,700	6,147,500	3,508,700	3,937,700	61,58,220	47,06,610	16,04,325	13,23,425	12,31,365
" Pacific "	84,091,759	69,183,000	47,143,600	28,83,600	29,258,200	86,71,920	1,67,34,470	90,22,136	60,37,730	72,89,163
Cuba	21,114,400	22,479,670	14,356,400	38,017,599	21,443,000	1,77,47,610	1,49,52,400	68,74,951	2,32,19,006	1,21,87,881
Hayti and St. Domingo	40,000	337,600	730,300	854,000	746,200	28,000	1,80,440	3,14,632	4,66,353	3,83,177
Porto Rico	1,614,700	2,841,700	2,772,900	2,444,800	2,416,000	10,10,870	13,72,720	10,95,249	11,50,432	13,69,063
French West Indies (including St. Pierre and Miquelon)	55,200	210,800	135,600	15,000	..	35,050	1,18,470	60,127	8,100	..
Virgin Islands of the United States	39,600	15,048
Mexico	40,000	50,100	30,000	41,100	156,800	20,600	19,540	8,925	19,638	51,567
Guatemala	40,000	10,000	218,800	274,000	..	18,670	2,600	97,164	1,26,014
Honduras (not British)	33,600	66,400	11,510	22,908
San Salvador	211,200	201,600	821,450	333,100	..	1,47,980	68,320	4,83,908	2,29,709
Nicaragua	80,800	..	80,200	62,800	97,600	13,820	..	28,286	31,108	46,899
Costa Rica	20,400	..	27,200	28,800	..	10,710	..	11,618	0,768
Colombia	5,000	50,000	..	50,400	..	3,400	42,600	..	21,168	..
Panama	7,000	4,210
Dutch Guiana	15,000	17,200	84,000	141,200	..	7,500	8,084	39,456	81,456
Brazil	100,000	30,000
Paraguay	583,800	1,92,340	..
Uruguay	100,000	82,000
Argentine Republic (including the Atlantic Coast of Patagonia)	6,336,200	4,550,100	1,605,700	2,203,700	4,202,750	26,46,160	20,65,040	7,24,894	13,82,015	17,84,947
Chile (including the Pacific Coast of Patagonia)	15,381,700	54,310,100	4,471,400	6,501,950	43,018,550	62,09,660	1,99,65,210	15,28,723	20,75,916	1,46,47,625
Peru	2,001,700	6,063,300	3,124,600	3,999,200	5,126,700	10,48,770	25,85,440	13,28,313	20,06,838	25,01,103
Ecuador	204,000	115,000	95,600	107,200	15,000	1,17,470	54,050	41,320	51,711	7,060
Bolivia	150,000	125,000	40,000	42,000	42,900	14,050
Hawaii	5,892,004	3,831,520	4,492,000	7,330,400	8,807,800	24,30,850	12,11,300	10,62,736	27,57,718	25,35,782
Other Islands in the Pacific	15,000	45,000	5,100	16,575	..
TOTAL FOREIGN COUNTRIES	198,829,540	315,073,040	234,557,154	187,601,619	231,329,565	10,27,30,560	13,13,06,030	7,03,44,116	8,35,03,413	9,61,89,960
Share of Bengal	339,928,668	531,951,176	885,649,313	341,757,199	411,665,025	18,40,85,850	23,79,31,950	13,86,62,196	15,82,48,715	18,05,76,400
" Bombay	2,406,638	1,753,630	885,430	2,313,594	2,042,466	14,51,860	10,62,050	4,60,916	12,55,603	10,85,561
" Sind	847,149	134,400	286,955	116,509	100,370	1,47,460	62,280	44,705	46,335	47,562
" Madras	38,540	36,203	1,169	44,284	4,488	22,810	16,110	35	17,908	1,750
" Burma	107,500	27,300	47,800	660	3,690	61,000	17,850	14,907	225	1,731
TOTAL	342,728,043	538,008,109	386,710,697	344,231,379	413,715,938	18,57,78,970	23,90,03,240	13,91,73,000	16,95,68,786	18,17,10,020
Sacking gunny cloth (III. R) —	Yards	Yards	Yards	Yards	Yards					
United Kingdom	21,914,500	17,274,100	6,263,800	4,765,425	6,744,400	68,62,070	45,28,450	11,09,325	9,08,881	13,11,500
Straits Settlements (including Labuan)	906,000	130,000	475,000	472,000	..	1,76,290	22,450	71,512	75,000	..
Hongkong	61,000	49,000	54,000	69,000	..	16,680	10,780	13,757	13,271
Egypt†	500,000	700,000	2,800,000	1,862,000	..	1,21,720	1,71,000	3,80,000	3,72,600	..
Cape of Good Hope	12,000	2,760	..
Natal	10,000	30,000	1,675	6,150	..
Transvaal	124,000	30,000
Canada—										
Via Atlantic Coast	75,000	..	100,000	24,000	..	19,500	..	23,250	5,760
" Pacific "	34,400	18,000	..	7,200	..	17,520	6,510	..	3,060
Western Australia	150,000	233,000	120,000	50,000	1,20,000	33,110	78,060	23,305	10,050	86,800
South Australia (including Northern Territory)	820,000	1,151,500	412,000	982,500	1,057,550	74,700	2,25,500	60,600	1,94,480	2,30,700
Victoria	1,795,000	730,000	1,143,950	705,000	2,080,000	4,02,420	1,60,880	2,03,927	1,13,775	4,67,240
New South Wales	2,607,000	3,366,000	2,262,000	4,239,000	3,658,500	6,19,600	5,11,680	4,51,400	9,94,590	8,45,300
Queensland	1,000	175,000	..	2,660	29,990

* Shown as "Tanganyika Territory" under the British Empire from 1921-22.
† Shown as a Foreign country from 1923-24.

No. 14—continued

CITIES AND COUNTRIES FINAL DESTINATION; AND SHARE OF EACH PROVINCE	QUANTITY					VALUE				
	1919-20	1920-21	1921-22	1922-23	1923-24	1919-20	1920-21	1921-22	1922-23	1923-24
Kilts—continued										
Jute—continued										
MANUFACTURES—continued										
Backing gunny cloth										
(III. R)—continued										
	Yards	Yards	Yards	Yards	Yards	R	R	R	R	R
Australian Commonwealth (Total)	4,362,000	4,490,500	3,987,000	5,976,500	7,161,100	11,34,730	9,78,770	7,60,361	13,42,695	16,20,128
New Zealand (including Nauru and Br. Samoa)	16,100	107,300	54,000	68,000	138,500	5,330	38,160	11,770	12,984	37,076
Other British Possessions	..	2,000	1,000	..	260	200
TOTAL BRITISH EMPIRE	27,722,600	22,934,300	18,311,800	18,334,025	18,757,200	88,37,140	57,93,010	23,11,993	28,48,667	29,91,408
Norway	..	27,500	52,000	11,000	22,000
Belgium	500,000	487,000	1,90,960	1,70,400
France	180,000	55,380
Spain	130,000	31,550
Turkey, Asiatic
Persian Gulf	103,000	20,600
Sumatra	1,000	2,000	450,000	520	410	86,250
Java	89,000	123,000	146,000	100,000	30,000	17,400	21,650	21,762	15,000	5,850
Borneo (Dutch)	16,000	1,912
Celebes and other Islands	20,000	25,000	..	15,000	40,000	4,250	4,920	..	2,400	6,087
Egypt*	4,464,000	10,56,035
Portuguese East Africa	11,500	2,687
United States of America— Atlantic Coast	1,444,000	2,588,800	4,748,430	22,025,068	26,232,595	4,00,700	4,67,270	9,99,077	39,55,426	50,98,260
Pacific	1,762,600	1,975,500	1,312,400	908,800	900,200	5,79,640	7,25,910	4,12,618	2,31,729	2,78,840
Cuba	150,000	22,500
Venezuela	150,000	..	150,000	22,500	..	32,625
Uruguay	325,000	75,600	80,000	26,840
Argentine Republic (including the Atlantic Coast of Patagonia)	9,238,000	5,098,000	2,480,000	4,573,000	6,806,000	27,78,980	10,57,920	4,02,335	10,67,330	14,40,874
Chile (including the Pacific Coast of Patagonia)	110,695	109,000	30,131	59,465	..
Ecuador	400,000	1,044,000	1,192,000	1,122,000	1,330,000	1,00,000	2,40,340	3,00,660	2,63,230	3,03,950
Hawaii	202,500	343,000	200,000	300,600	..	46,800	64,620	29,500	42,000	..
Other Foreign Countries	..	7,500	..	2,000	450	..	625	..
TOTAL FOREIGN COUNTRIES	14,300,100	11,789,800	10,694,533	29,154,868	40,414,205	41,80,340	28,21,730	22,96,645	50,37,205	83,11,408
Share of Bengal	41,979,700	34,716,609	24,006,333	49,486,368	54,151,495	1,25,22,670	86,14,216	46,38,533	84,84,772	1,13,02,816
Sind	3,000	7,500	..	2,000	..	810	450	..	695	..
Madras	1,425	478	..
TOTAL	41,082,700	34,724,106	24,006,333	42,489,793	54,151,495	1,25,23,480	86,14,740	46,38,538	84,85,872	1,13,02,816
Hessian gunny cloth										
(III. R)—										
	Yards	Yards	Yards	Yards	Yards					
United Kingdom	78,126,230	77,809,132	53,542,327	45,156,734	59,765,100	1,94,01,610	1,76,08,560	88,04,396	95,98,451	1,15,24,849
Malta and Gozo	..	18,000	5,000
Palestine	50,000	8,000
Aden and Dependencies	61,500	45,500	55,500	20,000	41,000	32,990	15,350	15,635	9,416	10,855
Mesopotamia†	34,300	26,400	345,540	10,729	8,326	88,523
Ceylon	2,346,393	1,218,563	2,037,000	2,008,000	2,638,400	7,01,780	2,77,800	3,26,849	4,92,007	5,69,699
Straits Settlements (including Labuan)	77,043	152,912	1,103,000	21,000	38,000	21,990	24,240	1,67,530	5,000	7,107
Hongkong	..	21,000	500	31,000	2,300,000	..	60,700	75	6,750	5,19,338
Egypt†	380,000	478,000	394,000	900,800	..	1,23,680	1,98,460	61,082	1,51,937	..
Cape of Good Hope	138,500	481,350	719,800	610,449	725,000	49,020	1,11,060	1,64,231	1,70,271	1,84,003
Natal	602,650	1,234,400	1,418,000	1,901,088	1,669,200	1,62,850	3,30,550	2,64,073	3,84,649	3,43,053
Transvaal	45,750	54,450	128,500	82,750	60,000	16,990	11,440	23,823	21,365	11,900
Rhodesia	25,000	87,000	64,000	84,000	63,000	7,470	2,340	9,180	19,070	12,680
Zanzibar and Pemba	10,950	74,030	68,300	70,000	266,635	3,330	18,550	19,060	18,200	67,737
Kenya Colony	147,200	383,739	431,000	247,800	830,400	58,120	1,25,270	88,573	76,255	1,79,661
Tanganyika Territory	35,700	10,000	25,000	10,862	2,300	8,000
Seychelles	..	54,000	3,000	1,000	9,000	..	15,110	800	300	2,250
Canada— Atlantic Coast	36,981,000	37,756,000	42,589,500	60,654,700	58,314,500	96,07,890	77,33,000	66,94,394	1,19,92,006	1,04,86,180
Pacific	2,212,000	3,559,000	4,110,000	3,645,000	4,018,000	5,61,000	7,38,700	6,87,838	6,71,221	6,29,319
British West India Islands	20,000	2,650
Western Australia	1,169,850	482,200	340,650	533,750	562,550	4,09,470	1,63,080	1,38,566	1,55,991	1,04,189
South Australia (including Northern Territory)	566,700	1,215,200	1,358,926	2,008,544	2,209,264	2,03,200	3,83,830	3,42,886	5,83,842	6,11,864
Victoria	2,222,600	3,410,300	3,771,301	5,245,392	4,238,969	7,83,810	11,21,840	10,14,670	15,60,508	11,86,869

* Shown as a Foreign country from 1923-24.
† Included in Turkey, Asiatic, prior to 1921-22.

GENERAL EXPORTS

INDIAN MERCHANDISE

(778)

No. 14—continued

ARTICLES, AND COUNTRIES OF FINAL DESTINATION; ALSO SHARE OF EACH PROVINCE	QUANTITY					VALUE				
	1910-20	1920-21	1921-22	1922-23	1923-24	1910-20	1920-21	1921-22	1922-23	1923-24
Textiles—continued										
Jute—continued										
MANUFACTURES—continued										
<i>Hessian gunny cloth (III. K)—continued</i>	Yards	Yards	Yards	Yards	Yards	R	R	R	R	R
Tasmania	5,250	1,700
New South Wales	4,010,100	3,921,680	5,763,444	7,997,305	5,748,091	13,23,710	12,12,140	13,01,849	23,78,120	16,38,833
Queensland	472,850	814,800	1,631,548	1,954,919	..	1,20,150	1,71,155	4,84,543	4,43,517
<i>Australian Commonwealth (Total)</i>	<i>7,969,550</i>	<i>9,502,230</i>	<i>12,048,124</i>	<i>17,119,639</i>	<i>14,719,948</i>	<i>27,20,190</i>	<i>30,01,540</i>	<i>30,29,126</i>	<i>51,38,080</i>	<i>39,47,038</i>
New Zealand (including Nauru and Br. Samoa)	1,784,050	3,173,950	1,001,850	1,391,020	2,705,564	5,15,900	8,18,010	3,77,024	4,53,110	7,40,619
Other British Possessions	3,690	1,000	3,120	3,981	3,250	260	300	605	748	1,010
TOTAL BRITISH EMPIRE	131,002,406	135,763,246	120,447,518	134,237,961	148,613,027	3,40,74,720	3,10,72,120	2,08,49,485	2,02,05,538	2,93,44,171
Russia	55	50,000	9,500
Norway	250,000	1,000	70,000	54,000	140,000	51,750	29,800	13,775	10,935	23,275
Germany	800,000	1,153,500	320,000	1,10,723	3,23,338	44,149
Netherlands	300,000	300,000	1,322,500	425,000	100,000	64,000	55,350	1,80,054	88,437	12,875
Belgium	951,500	2,740,900	45,384	3,01,050	6,44,620	10,308
France	30,083,000	18,989,299	62,200	71,59,840	43,21,420	14,552
Spain	50,000	10,750
Italy	49,500	118,000	60,000	2,000	..	9,900	19,991	14,470	300
Roumania	200,000	100,000	100,000	50,000	..	55,000	32,000	20,000	7,500	..
Bulgaria	50,000	7,504
Greece	936,000	110,000	471,000	625,000	1,326,000	2,80,470	17,070	73,215	1,32,095	2,50,188
Turkey, European	620,000	702,500	620,000	448,000	650,000	1,61,310	1,43,700	87,736	79,645	1,21,542
Turkey, Asiatic	133,000	202,000	402,000	30,760	35,730	88,013
Levant and Black Sea	450,000	130,000	1,26,120	30,730
Red Sea	40,000	10,250
Persian Gulf	5,200	17,932	2,330	5,010
Syria	90,000	208,000	14,037	41,837
Smyrna	50,000	148,000	24,000	7,138	25,419	5,029
Maskat Territory and Trucial Oman	5,453	5,140	..	1,260	2,017
Persia	60,700	70,450	93,800	108,400	278,050	25,930	22,650	22,074	34,302	72,450
Sumatra	53,000	263,008	25,000	80,000	..	16,410	65,239	5,700	17,111
Java	100,000	100,000	153,300	115,000	180,000	64,040	33,640	30,124	26,650	40,000
Celebes and other Islands	10,000	1,500
Borneo	15,000	2,400
Slam	10,000	6,000	..	2,630	839
Indo-China (including Cochin-China, Cambodia, Annam, Tonkin and French leased territories in China)	50,000	30,000	250,000	279,000	260,000	9,500	10,500	46,125	65,340	51,125
Philippine Islands and Guam	2,960,000	1,848,000	5,601,000	6,917,000	8,185,000	3,07,300	4,44,410	9,07,592	10,86,061	18,38,532
China (exclusive of Hongkong and Macao)	4,171,000	5,825,000	3,386,000	6,931,000	10,049,000	12,31,830	13,82,820	5,02,656	14,46,672	20,34,741
Japan	300,000	400,000	500,000	200,000	475,000	1,70,850	81,540	78,219	38,250	75,250
Morocco	100,000	200,000	..	24,120	46,200
Egypt*	380,000	73,500
Portuguese East Africa	61,500	233,000	224,000	134,000	567,100	18,720	65,450	53,027	37,477	1,34,057
Portuguese West Africa	20,000	2,950
German East Africa	36,200	137,000	12,030	36,260
United States of America—										
<i>Atlantic Coast</i>	603,078,000	691,290,169	735,402,000	855,317,857	820,244,755	15,62,44,170	13,85,35,950	9,83,79,088	15,82,08,230	13,93,91,625
<i> " Pacific</i>	152,602,200	237,102,000	75,328,500	76,140,400	89,660,000	3,54,49,730	4,72,24,130	1,04,53,235	1,50,62,072	1,66,31,900
Cuba	130,000	113,000	67,000	..	282,000	34,200	28,510	14,488	..	59,237
Porto Rico	100,000	480,000	150,000	21,000	84,974	27,037
Colombia	526,000	1,71,540
Brazil	120,600	200,000	238,000	..	763,000	26,850	61,000	36,179	..	1,02,097
Paraguay	130,000	22,650
Uruguay	16,819,000	6,703,000	3,255,500	3,932,500	11,730,348	62,98,470	15,46,620	4,77,056	8,28,623	21,03,121
Argentine Republic (including the Atlantic Coast of Patagonia)	221,293,500	203,492,000	146,312,500	121,739,460	183,392,000	5,73,44,330	4,31,04,420	2,18,16,353	2,07,69,401	3,24,65,393

* Shown as a Foreign country from 1923-24.
 † " " " Tanganyika Territory " under the British Empire from 1921-22.

ARTICLES AND COUNTRIES OF FINAL DESTINATION; ALSO SHARE OF EACH PROVINCE	QUANTITY					VALUE				
	1919-20	1920-21	1921-22	1922-23	1923-24	1919-20	1920-21	1921-22	1922-23	1923-24
Textiles—continued										
Jute—continued										
MANUFACTURES—continued										
<i>Hessian gunny cloth (III R.)—continued</i>										
Chile (including the Pacific Coast of Patagonia)	Yards 550,100	Yards 570,000	Yards 2,400	Yards 894,000	Yards 540,000	1,12,460	1,08,450	520	1,85,381	14,868
Peru	1,502,650	2,687,500	320,000	290,000	1,890,000	3,34,200	5,25,480	40,850	57,600	3,12,348
Boundon	70,000	19,410
Bolivia	110,000	30,600
Hawaii	3,172,000	7,730,000	945,000	818,000	2,237,000	12,44,430	21,15,260	2,17,280	2,77,102	5,74,236
Other Foreign Countries	1,000	250	..
TOTAL FOREIGN COUNTRIES	1,192,189,550	1,182,251,303	976,114,084	1,077,674,117	1,145,077,591	26,48,83,050	24,56,00,100	13,98,09,700	20,54,05,880	19,08,07,971
<i>Share of Bengal</i>	<i>1,232,864,595</i>	<i>1,317,438,891</i>	<i>1,096,026,102</i>	<i>1,208,785,178</i>	<i>1,293,320,253</i>	<i>39,88,44,390</i>	<i>37,06,02,120</i>	<i>15,45,29,903</i>	<i>23,30,33,102</i>	<i>22,68,28,353</i>
" Bombay	268,161	560,910	530,800	3,131,100	1,284,225	1,10,660	1,66,210	1,37,638	7,66,638	3,21,022
" Sind	9,200	14,425	5,500	5,800	6,540	2,720	2,300	1,710	1,330	2,707
" Madras	..	320	590
TOTAL	1,233,141,056	1,318,014,549	1,096,562,202	1,211,862,078	1,294,591,015	29,89,57,770	27,67,71,220	16,46,59,251	23,47,01,124	22,61,62,142
Total Gunny cloth (III. R.)	Yards	Yards	Yards	Yards	Yards					
United Kingdom	100,160,790	94,583,232	59,811,127	49,922,159	66,199,500	2,62,83,680	2,21,97,010	1,00,02,781	1,05,02,332	1,28,36,258
Malta and Gozo	..	13,000	5,000	8,000
Palestine	50,000
Aden and Dependencies	61,500	45,500	55,500	20,000	41,000	32,900	15,380	15,635	9,410	10,865
Mesopotamia*	34,300	20,400	345,540	10,729	8,826	88,523
Ceylon	2,346,393	1,215,583	2,037,000	2,008,000	2,638,400	7,01,760	2,78,000	3,24,649	4,82,007	5,69,096
Straits Settlements (including Labuan)	983,043	282,912	1,573,000	493,000	38,000	1,98,280	40,890	2,41,042	80,800	7,107
Hongkong	..	312,000	49,500	85,000	2,359,000	..	77,400	10,865	20,507	5,32,613
Egypt†	880,000	1,236,000	2,894,000	2,762,000	..	2,52,400	2,70,460	4,41,082	5,24,837	..
Cape of Good Hope	138,500	481,950	719,800	622,449	735,000	40,020	1,11,090	1,64,231	1,73,031	1,84,000
Natal	602,650	1,234,400	1,428,000	1,934,088	1,669,200	1,62,880	3,30,580	2,66,648	3,90,799	3,41,053
Transvaal	69,750	54,450	128,500	82,750	60,000	46,090	11,440	23,823	21,365	11,900
Rhodesia	25,000	37,000	64,000	84,000	63,000	7,470	8,340	9,480	19,070	12,080
Zanzibar and Pemba	10,950	74,000	68,300	70,000	268,025	3,330	18,560	19,060	18,200	67,737
Kenya Colony	147,200	383,739	431,000	247,600	831,400	58,120	1,25,270	88,578	76,255	1,79,861
Tanganyika Territory	35,700	10,000	25,000	10,662	2,300	8,000
Seychelles	..	54,000	3,000	1,000	9,000	..	15,100	800	300	2,250
Canada—										
V4 Atlantic Coast	36,981,000	37,831,000	42,589,500	60,754,700	58,838,500	90,97,390	77,52,590	66,94,394	1,20,15,250	1,04,91,040
" Pacific "	2,242,000	3,584,400	4,128,000	3,645,000	4,020,700	5,61,050	7,56,220	6,94,348	6,71,221	6,32,371
British West India Islands	20,000	2,050
Western Australia	1,819,850	712,200	469,650	588,750	754,555	4,47,680	2,31,620	1,61,671	1,66,041	2,00,193
South Australia (including Northern Territory)	896,700	2,366,700	1,770,926	2,991,044	3,266,814	2,77,900	6,09,380	4,12,515	7,58,362	8,42,572
Victoria	4,017,900	4,140,300	4,014,301	5,948,392	6,318,969	11,86,230	12,82,720	12,17,697	17,04,231	16,54,112
Tasmania	5,250	1,760
New South Wales	6,107,100	6,287,680	8,015,444	12,236,305	9,407,541	19,43,210	17,23,820	18,16,240	38,67,710	23,94,211
Queensland	..	485,850	814,800	1,631,648	2,129,919	..	1,22,810	1,71,155	4,64,543	4,81,500
<i>Australian Commonwealth (Total)</i>	<i>12,331,650</i>	<i>13,992,730</i>	<i>16,985,121</i>	<i>23,396,139</i>	<i>21,883,048</i>	<i>38,51,920</i>	<i>39,80,310</i>	<i>37,79,487</i>	<i>64,80,945</i>	<i>56,67,166</i>
New Zealand (including Nauru and Br. Samoa)	1,801,050	3,281,350	1,715,850	1,454,020	2,844,054	5,21,320	8,56,190	3,80,394	4,06,100	7,77,806
Other British Possessions	3,690	1,000	3,120	3,981	3,250	200	300	605	748	1,010
TOTAL BRITISH EMPIRE	158,725,008	158,697,648	193,769,318	147,622,686	162,350,227	4,24,11,860	3,68,65,130	2,31,91,478	3,20,54,205	3,23,35,579
Russia	50,000	9,500
Norway	260,000	132,500	125,000	54,000	140,000	51,750	37,800	35,775	10,935	23,270
Germany	800,000	1,153,500	320,000	1,18,723	3,23,338	44,140
Netherlands	300,000	360,000	1,322,500	425,000	100,000	64,000	55,380	1,80,854	58,437	12,105
Belgium	1,451,500	3,223,800	45,384	4,02,010	8,14,930	10,308
France	30,263,000	18,980,299	62,200	71,95,220	43,21,420	14,552
Spain	..	50,000	130,000	10,750	31,550

* Included in Turkey, Asiatic, prior to 1921-22.
 † Shown as a Foreign country from 1923-24.

GENERAL EXPORTS

(780)

INDIAN MERCHANDISE

No. 14—continued

ARTICLES, AND COUNTRIES OF FINAL DESTINATION; ALSO SHARE OF EACH PROVINCE	QUANTITY					VALUE				
	1919-20	1920-21	1921-22	1922-23	1923-24	1919-20	1920-21	1921-22	1922-23	1923-24
						R	R	R	R	R
Textiles—continued										
Jute—continued										
MANUFACTURES—continued										
Total Gunny cloth (III. R.)—continued	Yards	Yards	Yards	Yards	Yards					
Italy	..	49,500	118,000	80,000	2,000	..	9,900	18,991	14,475	300
Bulgaria	50,000	7,594
Romania	200,000	100,000	100,000	50,000	..	55,000	82,000	20,000	7,500	..
Greece	930,000	110,000	471,000	625,000	1,320,000	2,60,470	17,670	73,215	1,32,098	2,50,188
Turkey, European	620,000	702,500	620,000	418,000	650,000	1,61,310	1,13,700	87,730	79,645	1,21,542
Turkey, Asiatic	183,000	202,000	402,000	29,760	85,730	88,013
Levant and Black Sea	450,000	180,000	1,20,120	30,730
Red Sea	..	40,000	10,250
Persian Gulf	108,200	17,032	23,020	6,010
Syria	90,000	208,000	14,087	41,857
Smyrna	50,000	148,000	24,000	7,188	25,419	5,020
Mascat Territory and Trucial Oman	..	12,953	5,140	..	1,710	2,017
Persia	60,700	76,450	93,800	110,400	278,650	25,930	22,050	22,074	34,087	79,450
Sumatra	1,000	60,000	263,000	25,000	536,000	520	16,810	65,239	6,700	1,03,861
Java	279,000	281,000	299,308	215,000	210,000	81,460	60,290	51,886	41,650	46,850
Borneo (Dutch)	..	15,000	15,000	2,400	1,912
Celebes and other Islands	20,000	25,000	..	15,000	50,000	4,250	4,920	..	2,400	7,537
Slam	..	10,000	6,000	..	2,630	859
Indo-China (including Cochin-China, Cambodia, Annam, Tonkin and French leased territories in China)	52,500	30,900	250,000	279,000	260,000	10,050	10,500	40,125	65,340	61,125
Philippine Islands and Guam	2,960,000	1,848,000	5,601,000	6,917,000	8,185,000	8,67,300	4,44,410	9,07,692	10,86,061	18,38,632
China (exclusive of Hong-kong and Macao)	4,171,000	5,825,000	3,368,000	6,981,000	10,049,000	2,31,830	13,82,820	5,92,656	14,46,072	20,84,741
Japan	800,000	400,000	500,000	200,000	475,000	1,70,950	81,540	78,219	38,250	75,250
Morocco	..	100,000	200,000	..	24,120	46,260
Egypt*	4,844,000	11,29,535
Portuguese East Africa	61,500	233,000	224,000	134,000	598,600	18,720	65,460	53,627	37,477	1,36,744
Portuguese West Africa	20,000	2,950
German East Africa†	36,200	137,000	12,030	36,200
United States of America—										
Via Atlantic Coast	664,522,000	693,878,969	740,145,430	877,342,925	855,477,350	15,56,44,870	18,90,32,620	9,98,78,165	16,21,03,665	14,44,89,885
.. Pacific ..	154,364,800	239,077,500	76,640,900	77,055,200	50,560,200	3,60,29,370	4,79,50,040	1,08,70,903	1,52,04,801	1,69,10,740
Cuba	180,000	113,000	217,000	..	232,000	34,200	28,510	36,988	..	56,237
Porto Rico	100,000	450,000	150,000	21,000	84,974	27,937
Colombia	526,000	1,71,540
Venezuela	150,000	..	150,000	22,500	..	32,625
Brazil	120,000	200,000	238,000	..	768,000	26,850	51,000	86,179	..	1,02,697
Paraguay	..	130,000	22,650
Uruguay	17,144,000	6,779,290	3,255,500	3,932,500	11,780,346	43,84,470	15,73,400	4,77,656	8,28,628	21,0,121
Argentine Republic (including the Atlantic Coast of Patagonia)	230,631,500	208,585,000	148,802,500	126,312,460	192,198,000	6,01,18,310	4,91,62,850	2,22,19,188	2,78,36,731	3,89,06,272
Chile (including the Pacific Coast of Patagonia)	550,100	570,000	113,095	943,000	540,000	1,12,400	1,03,450	30,660	1,94,846	84,358
Peru	1,502,650	2,687,500	320,000	290,000	1,800,000	3,54,200	5,25,460	47,850	57,606	3,12,348
Ecuador	400,000	1,044,000	1,192,000	1,122,000	1,400,000	1,00,000	2,40,340	3,00,660	2,63,230	3,17,400
Bolivia	110,000	39,600
Hawaii	3,372,000	8,982,000	1,145,000	1,118,000	2,237,000	12,90,680	21,79,880	2,46,780	8,19,162	5,74,236
Other Foreign Countries	1,000	250	..
TOTAL FOREIGN COUNTRIES	1,116,399,050	1,194,041,103	986,809,217	1,106,728,985	1,186,362,286	26,90,69,390	24,35,20,820	13,61,03,311	21,11,33,091	20,51,19,379
Share of Bengal	1,274,844,295	1,352,155,494	1,120,032,435	1,251,211,546	1,347,471,745	11,13,67,060	28,47,16,410	16,91,68,441	24,24,18,234	23,71,31,169
.. Bombay	268,161	560,910	530,600	3,131,100	1,264,925	1,10,680	1,66,710	1,27,638	7,66,632	3,21,022
.. Sind	12,200	21,925	5,500	7,800	6,510	3,530	2,700	1,710	1,955	2,767
.. Madras	..	320	..	1,425	690	..	475	..
TOTAL	1,275,124,656	1,352,728,649	1,120,568,585	1,254,351,871	1,448,742,513	11,14,81,250	8,53,85,960	15,92,97,789	24,31,87,296	23,74,54,958

* Shown as a Foreign country from 1922-24
 † "Tanganyika Territory" under the British Empire from 1921-22.

No. 14—continued

ARTICLES, AND COUNTRIES OF FINAL DESTINATION; ALSO SHARE OF EACH PROVINCE	QUANTITY					VALUE				
	1910-20	1920-21	1921-22	1922-23	1923-24	1910-20	19 0- 1	1921-22	1922-23	1923-24
Textiles—continued										
Jute—continued						R	R	R	R	R
MANUFACTURES—continued										
Rope and twine (III. R)—	Cwts.	Cwts.	Cwts.	Cwts.	Cwts.					
United Kingdom	5,356	6,110	..	213	2,244	96,700	1,97,740	..	18,856	17,883
Aden and Dependencies	66	107	104	303	474	2,160	2,700	8,619	8,048	13,656
Mesopotamia*	—	—	661	767	1,485	—	—	15,695	18,795	43,746
Bahrein Islands	121	38	7	77	98	4,350	1,510	300	2,255	8,512
Ceylon	2,259	2,709	1,941	1,921	3,112	75,580	66,300	39,171	47,147	90,367
Straits Settlements (including Labuan)	21,386	22,485	19,400	31,409	25,901	6,50,490	5,38,920	8,78,290	3,86,794	6,50,886
Hongkong	704	760	1,844	1,122	1,519	23,700	19,220	33,767	28,579	40,210
Egypt †	195	107	7	179	—	8,820	3,760	120	5,123	—
Cape of Good Hope	94	328	394	721	597	2,500	10,330	10,672	17,225	16,116
Natal	384	2,701	3,894	1,012	4,168	13,550	70,190	81,127	48,479	1,38,686
Transvaal	..	40	222	307	270	..	980	4,009	6,814	8,171
Rhodesia	300	273	160	208	321	12,240	9,490	4,870	11,166	11,840
Zanzibar and Pemba	124	209	105	255	319	3,940	7,400	4,725	6,977	9,231
Kenya Colony	689	819	616	672	1,386	20,500	23,780	14,106	17,040	45,275
Tanganyika Territory	60	50	148	1,655	1,300	3,750
Anglo Egyptian Sudan	30	1,200
Mauritius and Dependencies	425	123	224	434	562	16,060	2,420	4,086	10,377	20,336
British West India Islands	..	39	..	7	33	..	1,430	..	200	925
British Guiana	..	37	65	..	125	..	620	1,050	..	5,600
Western Australia	201	5	4	10,430	260	200
Victoria	23	..	20	..	67	670	..	460	..	2,241
New South Wales	329	..	5	5	375	12,020	..	164	287	10,240
Australian Commonwealth (Total)	653	5	29	5	442	23,120	260	824	287	12,481
New Zealand (including Nauru and Br. Samoa)	140	10	11,060	420
Other British Possessions	11	7	15	11	3	460	200	376	241	60
TOTAL BRITISH EMPIRE	32,624	37,031	29,894	40,718	44,005	6,64,510	9,57,760	5,93,396	6,94,705	11,37,601
Belgium	3,304	1,785	32,750	12,316
Germany	..	372	40	720	390	..	2,080	273	10,600	2,730
France	50	1,760	2,000	10,840
Roumania	..	147	3,400
Turkey, Asiatic
Red Sea	32	68	1,800	2,710
Persian Gulf	770	984	28,280	28,750
Maskat Territory and Trucial Oman	226	92	148	58	208	7,330	2,660	3,214	1,342	6,822
Other Native States in Arabia	116	18	166	168	126	4,530	860	6,295	6,142	5,220
Persia	635	834	344	377	866	22,600	10,180	9,296	9,272	27,478
Sumatra	1,680	3,892	6,142	5,883	5,430	58,650	85,000	1,00,937	1,43,630	1,53,254
Java	5,184	6,080	6,685	3,628	7,022	1,78,740	1,64,210	1,22,511	84,449	2,28,925
Borneo (Dutch)	117	15	..	147	634	4,250	300	..	210	..
Celebes and other Islands	37	59	205	1,250	1,360	8,960	3,400	17,926
Siam	808	550	718	3,191	2,010	29,200	14,250	13,910	63,950	65,780
Indo-China (including Cochin-China, Cambodia, Annam, Tonkin and French leased territories in China)	1,526	3,176	1,312	3,445	4,028	49,200	85,180	25,680	71,290	1,05,425
Philippine Islands and Guam	110	150	..	7	..	4,300	4,450	..	194	..
Formosa	220	3,600
China (exclusive of Hongkong and Macao)	541	846	658	1,194	2,176	20,290	31,890	20,707	44,423	72,001
Japan	521	12,070	..
Egypt †	39	1,500
Portuguese East Africa	885	834	1,033	1,007	2,286	13,000	21,260	22,378	28,646	65,144
German East Africa †	25	155	620	3,750
Réunion	73	7	2,300	150
United States of America—										
Via Atlantic Coast	..	7	50
" Pacific Coast	44	..	4	15	198	1,610	..	93	340	5,467

* Included in Turkey, Asiatic prior to 1921-22.

† Shows as a foreign country from 1923-24.

GENERAL EXPORTS

(782)

INDIAN MERCHANDISE

No. 14—continued

ARTICLES, AND COUNTRIES OF FINAL DESTINATION; ALSO SHARE OF EACH PROVINCE	QUANTITY					VALUE				
	1919-20	1920-21	1921-22	1922-23	1923-24	1919-20	1920-21	1921-22	1922-23	1923-24
Textiles—continued.										
Jute—continued										
MANUFACTURES—continued										
<i>Hope and twine (III. B)—continued</i>	Cwts.	Cwts.	Cwts.	Cwts.	Cwts.	R	R	R	R	
Brazil	1,000	32,047
Uruguay	1,046	446	223	580	627	20,350	14,060	4,000	15,760	10,72
Argentine Republic (including the Atlantic Coast of Patagonia)	2,025	3,762	548	2,233	848	1,08,400	1,12,230	8,138	53,004	24,42
Chile (including the Pacific Coast of Patagonia)	2,458	3,733	..	22	..	82,080	1,12,140	..	457	..
Peru	506	1,493	..	416	370	20,960	52,410	..	14,160	13,18
Other Foreign Countries	2	63	16	98	36	80	1,250	454	2,219	1,28
TOTAL FOREIGN COUNTRIES	22,600	20,018	19,496	23,757	30,003	7,01,380	7,07,050	3,78,090	5,65,573	8,28,05
<i>Share of Bengal</i>	51,337	62,399	47,109	62,000	69,605	15,50,940	16,34,550	9,12,995	11,33,272	18,28,30
" Bombay	2,613	2,337	1,960	2,350	3,992	55,670	82,190	51,037	63,763	1,22,92
" Sind	449	269	300	117	306	16,050	7,130	7,124	2,312	8,61
" Madras	17	24	5	8	105	720	840	130	404	3,51
" Burma	378	..	7	12,510	70	200	27	..
TOTAL	55,237	66,049	49,390	64,475	74,008	16,65,890	17,24,810	9,71,486	12,00,278	19,63,85
Other kinds (III. B)—	Cwts.	Cwts.	Cwts.	Cwts.	Cwts.					
United Kingdom	7	250	..	4	2	240	16,540	270	160	161
Aden and Dependences	6	19	49	1,020	2,530	5,70
Mesopotamia	595	164	710	70,044	5,550	14,37
Ceylon	64	..	8	97	215	4,750	..	778	12,477	4,91
Cape of Good Hope	16	1,40
Straits Settlements (including Labuan)	226	52	8	34	28	3,270	740	1,074	3,801	1,64
Natal	217	..	86	5,875	..	4,25
Transvaal	164	6,20
Other British Possessions	2	1	4	2	1	200	20	330	200	65
TOTAL BRITISH EMPIRE	209	312	838	320	1,271	8,460	17,800	78,886	24,817	38,81
Spain	233	5,426
Turkey, Asiatic
Persian Gulf	556	74,660
Persia	26	80	40	238	1,750	1,200	3,02
Java	8	..	1,170	325
Portuguese East Africa	4	..	39	..	20	2,030	..	750	..	860
United States of America—										
<i>Via Atlantic Coast</i>	179	11,832	50
Uruguay	500	10,228	..
Argentine Republic (including the Atlantic Coast of Patagonia)	1,544	..	463	1,021	..	93,630	..	14,474	21,80
Other Foreign Countries	1	26	5	6	20	10	270	470	250	750
TOTAL FOREIGN COUNTRIES	5	2,152	357	1,188	1,302	2,090	1,69,630	8,396	37,084	27,81
<i>Share of Bengal</i>	291	1,954	292	1,271	1,392	5,180	1,25,960	9,213	55,064	42,76
" Bombay	5	450	302	233	1,020	2,120	60,970	77,779	7,657	21,424
" Sind	1	161	10	2,438
" Madras	7	..	1	240	..	80
" Burma	4	300	80	..
TOTAL	304	2,461	1,195	1,508	2,573	10,550	1,84,930	87,282	62,501	69,62

* Included in Turkey, Asiatic prior to 1921-22.

No. 14—continued

ARTICLES, AND COUNTRIES OF FINAL DESTINATION; ALSO SHARE OF EACH PROVINCE	QUANTITY					VALUE				
	1910-20	1920-21	1921-22	1922-23	1923-24	1910-20	1920-21	1921-22	1922-23	1923-24
						Rs	Rs	Rs	Rs	Rs
Textiles—continued										
Jute—continued										
MANUFACTURES—continued										
Total value of Jute manu- factures (including Twist and Yarn)—										
United Kingdom	—	—	—	—	—	5,75,91,640	4,59,45,500	2,06,95,095	2,45,66,398	3,14,01,084
Gibraltar	—	—	—	—	—	..	300	..	4,108	39,211
Cyprus	—	—	—	—	—	..	8,750	18,678	58,050	..
Malta and Goro	—	—	—	—	—	..	5,000
Palestine	—	—	—	—	—	8,000
Aden and Dependencies	—	—	—	—	—	1,04,930	1,90,210	1,77,485	1,74,840	2,08,598
Mesopotamia*	—	—	—	—	—	—	—	2,02,736	6,82,026	7,20,235
Bahrain Islands	—	—	—	—	—	8,850	5,880	580	3,805	15,250
Maldives	—	—	—	—	—	91	1,562
Ceylon	—	—	—	—	—	11,06,380	8,22,340	7,99,460	10,76,440	8,40,339
Straits Settlements (including Labuan)	—	—	—	—	—	84,15,740	42,08,560	45,01,428	33,50,466	58,08,175
Federated Malay States	—	—	—	—	—	9,860	25,200	160	167	10,400
British Borneo	—	—	—	—	—	180	1,050	37,904
Hongkong	—	—	—	—	—	47,03,430	68,27,920	50,04,153	34,10,440	40,18,034
Egypt†	—	—	—	—	—	73,61,510	1,07,81,550	23,77,230	48,00,145	—
Gold Coast (including Br. Togoland)	—	—	—	—	—	..	2,320	..	3,078	18,355
Nigeria	—	—	—	—	—	7,602
Protectorate of South West Africa	—	—	—	—	—	8,904
Cape of Good Hope	—	—	—	—	—	11,28,400	16,02,620	18,04,206	27,52,126	25,07,526
Natal	—	—	—	—	—	49,31,320	51,33,100	61,10,507	82,50,898	60,96,929
Transvaal	—	—	—	—	—	9,00,260	14,80,800	7,33,333	1,71,470	2,62,259
Rhodesia	—	—	—	—	—	3,35,180	6,44,920	2,35,540	2,26,400	2,71,843
Zanzibar and Pemba	—	—	—	—	—	3,25,880	3,28,820	1,97,041	2,15,853	8,46,108
Kenya Colony	—	—	—	—	—	6,70,610	9,05,120	3,43,338	11,16,880	17,16,557
Tanganyika Territory	—	—	—	—	—	—	—	53,087	1,84,800	1,62,085
Anglo Egyptian Sudan	—	—	—	—	—	—	—	750	..	1,200
Mauritius and Dependencies	—	—	—	—	—	18,51,230	20,21,660	10,20,212	9,95,414	15,89,018
Seychelles	—	—	—	—	—	22,640	26,920	11,220	25,650	27,415
Canada—										
Via Atlantic Coast	—	—	—	—	—	66,93,440	77,52,590	67,13,394	1,20,58,394	1,05,77,035
" Pacific "	—	—	—	—	—	6,13,550	12,29,600	0,12,328	8,07,270	13,28,496
British West India Islands	—	—	—	—	—	9,47,970	30,41,900	4,28,026	11,78,524	18,45,846
British Honduras	—	—	—	—	—	4,455	..
British Guiana	—	—	—	—	—	66,180	2,05,050	1,48,410	4,44,104	8,63,364
Western Australia	—	—	—	—	—	33,71,590	39,44,190	27,10,739	36,08,187	47,19,621
South Australia (including Northern Territory)	—	—	—	—	—	85,34,710	85,83,870	41,74,126	61,74,948	74,31,553
Victoria	—	—	—	—	—	69,88,090	1,95,53,560	98,33,903	1,22,76,086	1,20,86,308
Tasmania	—	—	—	—	—	1,766
New South Wales	—	—	—	—	—	78,55,380	1,48,75,110	97,02,510	1,38,87,568	1,63,89,941
Queensland	—	—	—	—	—	..	2,66,790	7,63,350	11,52,173	9,28,592
Australian Commonwealth (Total)	—	—	—	—	—	2,17,49,770	4,71,73,600	2,78,44,921	3,71,89,857	4,23,97,971
New Zealand (including Nauru and Br. Samoa)	—	—	—	—	—	44,01,550	60,89,890	33,60,657	50,28,676	66,74,191
Fiji Islands	—	—	—	—	—	12,130	4,48,740	2,71,669	1,02,073	1,16,820
TOTAL BRITISH EMPIRE	—	—	—	—	—	12,71,02,610	14,75,52,210	8,38,20,749	10,89,83,313	11,90,91,285
Russia	—	—	—	—	—	9,500
Sweden	—	—	—	—	—	26,000	2,83,970	29,050	26,937	30,625
Norway	—	—	—	—	—	13,35,610	29,59,490	7,17,303	13,28,569	10,59,701
Denmark	—	—	—	—	—	11,920	2,49,590	66,777	2,63,575	3,21,561
Poland (including Dantzig)	—	—	—	—	—	1,20,000
Germany	—	—	—	—	—	..	5,360	2,14,853	10,91,010	8,07,683
Netherlands	—	—	—	—	—	1,62,600	4,27,940	3,28,888	3,30,105	4,48,821
Belgium	—	—	—	—	—	40,99,190	69,69,970	6,20,319	11,13,778	20,16,627
France	—	—	—	—	—	95,30,570	1,01,60,840	63,517	2,64,702	2,10,937
Spain	—	—	—	—	—	38,000	14,57,350	6,42,261	11,83,171	4,62,712

* Included in Turkey, Asiatic prior to 1921-22.
† Shown as a Foreign Country from 1923-24.

GENERAL EXPORTS

INDIAN MERCHANDISE

(784)

No. 14- continued

ARTICLES, AND COUNTRIES OF FINAL DESTINATION; ALSO SHARE OF EACH PROVINCE	QUANTITY					VALUE				
	1919-20	1920-21	1921-22	1922-23	1923-24	1919-20	1920-21	1921-22	1922-23	1923-24
						R	R	R	R	R
Textiles—continued										
Jute—continued										
MANUFACTURES—continued										
<i>Total value of jute manufactures (including Twist and Yarn)—continued</i>										
Portugal	—	—	—	—	—	54,267	84,00
Italy	—	—	—	—	—	..	2,70,730	1,30,781	2,11,611	2,53,24
Austria	—	—	—	—	—	..	59,630	11,81
Hungary	—	—	—	—	—
Serb-Croat Slovene State	—	—	—	—	—	8,000
Servia	—	—	—	—	—	..	54,650	—	—	—
Bulgaria	—	—	—	—	—	..	7,840	33,034	10,350	50,94
Roumania	—	—	—	—	—	15,10,400	20,90,300	5,91,987	2,04,612	10,70
Greece	—	—	—	—	—	48,99,260	20,84,710	30,24,559	20,86,731	41,16,51
Turkey, European	—	—	—	—	—	22,51,330	11,60,010	18,68,841	9,87,436	17,58,18
Turkey, Asiatic								4,02,315	2,00,487	5,97,70
Levant and Black Sea	—	—	—	—	—	16,28,470	4,48,510	—	—	—
Red Sea	—	—	—	—	—	24,300	30,210	—	—	—
Persian Gulf	—	—	—	—	—	7,73,270	5,34,280	—	—	—
Syria	—	—	—	—	—	—	—	..	87,237	2,17,63
Armenia	—	—	—	—	—	—	—	15,30
Smyrna	—	—	—	—	—	—	—	5,08,880	66,686	55,16
Muskat Territory and Trucial Oman						99,160	1,00,980	35,280	27,927	37,88
Other Native States in Arabia						21,550	12,300	18,005	8,562	5,83
Persia	—	—	—	—	—	2,24,710	99,940	57,198	72,967	1,63,06
Henzam Island	—	—	—	—	—	16,740	4,329	20,00
Sumatra	—	—	—	—	—	2,00,020	1,82,540	1,78,729	2,17,915	3,22,11
Java	—	—	—	—	—	1,07,21,240	1,24,40,700	1,03,85,975	1,07,20,719	95,95,52
Borneo (Dutch)	—	—	—	—	—	1,09,250	1,22,600	2,17,511	2,07,700	2,11,23
Celebes and other Islands	—	—	—	—	—	4,35,240	3,74,200	2,04,913	3,52,500	6,10,76
Siam	—	—	—	—	—	31,30,040	20,06,930	60,54,859	51,37,293	48,88,45
Indo-China (including Cochin-China, Cambodia, Annam, Tonkin and French leased territories in China)						60,58,290	75,55,090	80,61,740	43,11,510	33,13,945
Philippine Islands and Guam						16,32,110	22,07,990	18,58,843	30,42,268	25,83,126
Formosa	—	—	—	—	—	85,200	25,000	61,575	1,300	..
China (exclusive of Hong-kong and Macao)						51,91,670	94,40,030	43,72,700	32,07,796	49,37,561
Japan	—	—	—	—	—	1,21,84,630	71,82,510	1,31,67,888	43,50,093	61,58,304
Egypt*	—	—	—	—	—	—	—	—	—	56,81,318
Morocco	—	—	—	—	—	4,63,700	17,24,010	10,62,307	8,45,116	10,85,746
French West Africa						1,950	1,290	5,445
Portuguese West Africa						11,340	83,737
Portuguese East Africa						6,01,630	21,23,140	10,13,927	28,95,316	20,56,71
Madagascar	—	—	—	—	—	2,06,600	7,18,670	50,015	2,90,948	9,98,245
Réunion	—	—	—	—	—	2,300	2,15,640	..	44,662	..
German East Africa	—	—	—	—	—	32,450	1,43,100	—	—	—
Italian East Africa (Somaliland and Eritrea)						14,960	35,450	18,057	38,220	53,806
French Somaliland	—	—	—	—	—	4,730	16,200	..	4,450	23,166
Abyssinia	—	—	—	—	—	1,52,770
United States of America—										
<i>Vid Atlantic Coast</i>										
" Pacific "	—	—	—	—	—	16,18,56,060	14,41,42,470	10,09,86,490	16,41,41,903	14,60,48,659
Cuba	—	—	—	—	—	4,47,02,900	6,46,84,510	1,93,93,132	2,13,31,877	2,42,05,370
Hayti and St. Domingo	—	—	—	—	—	1,77,81,810	1,49,81,910	60,11,010	2,32,19,066	1,22,44,118
Porto Rico	—	—	—	—	—	28,000	1,80,440	3,14,936	4,66,353	3,83,177
French West Indies (including St. Pierre and Miquelon)						10,31,870	13,72,720	10,95,240	12,35,406	13,97,000
Virgin Islands of the United States						35,650	1,18,470	50,127	8,100	..
Mexico	—	—	—	—	—	15,048
Guatemala	—	—	—	—	—	20,600	19,510	8,925	10,638	61,367
Honduras (not British)	—	—	—	—	—	..	18,730	2,600	97,104	1,26,282
San Salvador	—	—	—	—	—	..	11,510	22,908
Nicaragua	—	—	—	—	—	..	1,47,960	98,220	4,84,387	2,29,700
						13,850	..	28,886	31,108	45,899

* Shown as a Foreign country from 1923-24.
 † Shown as "Tanganyika Territory" under the British Empire from 1921-22.

No. 14—continued

ARTICLES, AND COUNTRIES OF FINAL DESTINATION; ALSO SHARE OF EACH PROVINCE	QUANTITY					VALUE				
	1919-20	1920-21	1921-22	1922-23	1923-24	1919-20	1920-21	1921-22	1922-23	1923-24
Textiles—continued										
Jute—concluded						R	R	R	R	R
MANUFACTURES—concluded										
Total value of Jute manufactures (including Twist and Yarn)— concluded										
Costa Rica	—	—	—	—	—	—	—	—	—	—
Colombia	—	—	—	—	—	..	10,710	..	11,618	0,768
Panama	—	—	—	—	—	1,74,940	42,500	..	21,168	..
Venezuela	—	—	—	—	—	4,210
Dutch Guiana	—	—	—	—	—	22,500	..	52,628
Brazil	—	—	—	—	—	..	7,500	8,084	39,450	81,468
Paraguay	—	—	—	—	—	1,35,140	7,60,580	68,226	..	1,02,607
Uruguay	—	—	—	—	—	..	22,650	..	1,02,340	..
Argentine Republic (includ- ing the Atlantic Coast of Patagonia)	—	—	—	—	—	45,30,720	16,18,050	5,00,368	8,54,022	21,29,546
Chile (including the Pacific Coast of Patagonia)	—	—	—	—	—	5,31,41,870	5,17,89,260	2,32,24,845	2,93,59,466	3,60,70,091
Peru	—	—	—	—	—	64,29,390	2,02,21,110	15,59,398	28,71,219	1,47,31,983
Ecuador	—	—	—	—	—	13,98,980	31,70,270	13,70,863	20,77,613	28,29,501
Bolivia	—	—	—	—	—	2,17,470	1,94,390	8,41,980	3,14,941	3,24,450
Hawaii	—	—	—	—	—	39,600	..	42,000	42,000	14,050
Other Islands in the Pacific	—	—	—	—	—	37,71,640	38,91,130	18,09,516	30,76,380	51,10,018
TOTAL FOREIGN COUNTRIES	—	—	—	—	—	37,30,52,020	38,23,94,590	21,61,36,437	29,69,58,197	30,28,74,605
Share of Bengal	—	—	—	—	—	49,88,28,090	58,84,61,006	29,91,54,374	40,37,66,444	42,12,07,758
" Bombay	—	—	—	—	—	16,62,220	13,78,180	7,33,330	21,04,345	15,65,614
" Sind	—	—	—	—	—	1,87,040	79,160	53,540	61,108	65,389
" Madras	—	—	—	—	—	23,770	17,540	588	18,787	5,495
" Burma	—	—	—	—	—	78,510	17,920	16,307	332	1,743
TOTAL	—	—	—	—	—	50,01,54,030	52,99,46,800	29,99,57,186	40,40,41,510	42,28,75,810
Total value of Jute, Raw and Manufactures	—	—	—	—	—	74,71,49,150	69,35,55,440	44,04,48,782	63,02,26,149	62,28,42,218
Rhea, Ramie or China Grass (II. Q)—					Cwts.					
United Kingdom	65	1,350
Share of Bengal	65	1,350
Silk—										
Raw (II. O)—	Lbs.	Lbs.	Lbs.	Lbs.	Lbs.					
United Kingdom	52,614	29,132	46,186	69,566	91,500	6,83,730	5,46,360	7,21,070	10,87,258	14,97,693
Aden and Dependencies	645	1,197	1,941	1,953	..	3,680	5,315	8,900	6,900
Mesopotamia*	1,710	14,903
Victoria	168	3,000
Australian Commonwealth (Total)	158	3,000
Other British Possessions	16	..	12	4	10	240	..	90	20	140
TOTAL BRITISH EXPORT	52,630	29,777	48,264	71,511	93,763	6,83,970	5,50,040	7,44,378	10,96,179	15,04,733
France	108,039	55,610	61,570	84,242	79,670	17,19,860	8,57,130	6,62,017	12,28,601	14,97,113
Italy	28,737	1,050	4,200	4,213	..	2,13,000	20,700	42,000	82,456
Siam	19,002	13,366	3,874	13,340	10,680	2,57,310	2,00,250	6,2,850	2,07,000	1,66,920
Mascat Territory and Trucial Oman	200	..	657	850	..	8,772
Indo-China (including Cochin China, Cambodia, Annam, Tonkin and French leased territories in China)	80	..	1,840	1,360	..	41,820
Persia	453	2,935
Italian East Africa (Somal- land and Britania)	1,500	..	200	225	..	16,000	..	1,900	3,050
TOTAL FOREIGN COUNTRIES	127,041	97,213	46,774	101,082	97,518	19,76,670	12,85,340	7,47,277	15,37,601	18,03,646

* Included in Turkey, Asiatic prior to 1921-22.

GENERAL EXPORTS

(786)

INDIAN MERCHANDISE

No. 14—continued

ARTICLES, AND COUNTRIES OF FINAL DESTINATION; ALSO SHARE OF EACH PROVINCE	QUANTITY					VALUE				
	1919-20	1920-21	1921-22	1922-23	1923-24	1919-20	1920-21	1921-22	1922-23	1923-24
Textiles—continued										
Silk—continued										
Raw (II. O)—continued	Lbs.	Lbs.	Lbs.	Lbs.	Lbs.	R	R	R	R	R
Share of Bengal	21,494	16,418	20,317	41,043	51,516	3,07,010	3,15,360	3,82,955	5,80,570	10,76,755
.. Bombay	20,713	35,848	7,831	17,435	22,911	2,97,310	2,43,980	1,03,768	3,17,400	3,56,358
.. Sind	136,464	74,724	67,889	114,955	116,528	20,12,320	12,76,080	10,04,932	17,35,698	18,70,956
.. Madras	1,000	60	1,120	1,000	112	1,200
TOTAL	179,671*	120,990*	96,037*	173,493*	191,301	26,10,040*	18,35,420*	14,91,656*	20,33,780*	33,07,770*
Chasam or waste (II. O)—	Lbs.	Lbs.	Lbs.	Lbs.	Lbs.					
United Kingdom	238,277	193,474	143,677	145,694	112,559	4,75,290	4,56,020	3,21,415	2,67,461	3,15,485
Other British Possessions	600	55	600	55
TOTAL BRITISH EMPIRE	238,277	194,074	143,732	145,694	112,559	4,75,290	4,56,620	3,21,470	2,67,461	3,15,485
France	773,775	548,409	725,759	729,723	750,099	6,98,990	6,35,360	5,82,901	7,05,493	6,05,735
Switzerland	11,200	8,000
Italy	60,816	153,957	113,762	131,462	404,631	43,440	1,63,520	1,40,980	1,10,003	4,32,006
Indo-China (including Cochin-China, Cambodia, Annam, Tonkin and French leased territories in China)	1,344	3,500
Japan	94,122	24,066	50	1,20,270	23,190	37
United States of America— Via Atlantic Coast	3,360	21,100	4,000	37,755
TOTAL FOREIGN COUNTRIES	928,713	727,776	850,721	864,645	1,188,083	8,52,640	8,25,560	7,31,861	8,19,496	11,50,452
Share of Bengal	362,144	247,376	275,378	412,091	301,155	3,96,280	3,91,970	2,44,330	4,03,040	3,36,419
.. Bombay	263,078	184,767	164,139	142,855	428,936	3,05,260	1,85,580	1,01,734	1,35,833	4,68,336
.. Sind	93,158	151,494	106,389	129,237	169,277	3,15,700	4,13,740	2,91,901	3,05,239	3,62,497
.. Madras	435,877	318,162	440,707	310,050	395,193	2,94,070	2,70,860	3,47,546	2,27,739	3,06,393
.. Burma	12,733	20,031	7,840	15,106	4,584	16,520	20,030	7,840	15,106	2,292
TOTAL	1,166,990*	921,860*	994,463*	1,010,238*	1,301,212*	13,27,930*	12,82,180*	10,58,361*	10,66,957*	14,74,937*
Cocoons (II. O)—	Lbs.	Lbs.	Lbs.	Lbs.	Lbs.					
United Kingdom	64,930	48,452	12,694	20,125	21,765	97,980	78,250	17,822	20,512	52,647
Federated Malay States	5,021	19,300
TOTAL BRITISH EMPIRE	64,930	48,452	12,694	20,125	27,085	97,980	78,250	17,822	20,512	51,947
France	30,813	56,565	35,605	40,016	85,084	70,120	1,34,060	69,345	66,509	1,67,845
Italy	8,716	6,190	11,773	..	14,157	24,660	9,130	11,778	..	18,700
Other Foreign Countries	672	192	493	91	..	760	700	500	184
TOTAL FOREIGN COUNTRIES	39,529	63,427	47,570	41,009	99,339	94,780	1,44,940	65,718	67,009	1,86,729
Share of Bengal	56,500	32,676	39,438	22,548	61,162	85,530	1,59,360	67,122	33,497	1,02,246
.. Bombay	18,736	16,420	14,490	..	10,751	39,130	23,820	14,673	..	36,170
.. Sind	26,268	11,776	3,878	20,910	21,763	65,160	37,850	8,876	42,700	46,515
.. Madras	2,925	1,107	2,464	17,776	30,715	2,920	1,120	2,970	20,324	57,716
TOTAL	104,420*	111,879*	60,264*	61,234*	127,024*	1,02,760*	2,22,180*	83,540*	96,521*	2,38,671*

* Of these, the quantities and values stated below represent the silk of wild worms, namely, tasar, mungu, eria, and other wild silk :—

	1919-20	1920-21	1921-22	1922-23	1923-24	1919-20	1920-21	1921-22	1922-23	1923-24
Reeled silk	12	..	891	90	..	10,500
Chasam or waste	407,566	342,693	332,697	206,046	227,904	3,07,110	3,04,656	2,53,290	1,57,980	1,75,362
Cocoons	46,925	63,609	27,560	12,299	30,893	68,020	1,10,470	38,320	14,470	71,559

No. 14—continued

ARTICLES, AND COUNTRIES OF FINAL DESTINATION; ALSO SHARE OF EACH PROVINCE	QUANTITY					VALUE				
	1919-20	1920-21	1921-22	1922-23	1923-24	1919-20	1920-21	1921-22	1922-23	1923-24
						R	R	R	R	R
Textiles—continued										
Silk—continued										
Raw (II. 0)—concluded										
Total Silk, Raw—	Lbs.	Lbs.	Lbs.	Lbs.	Lbs.					
United Kingdom	355,791	271,059	202,557	235,385	226,124	12,07,000	10,80,080	10,60,307	13,81,232	18,45,825
Aden and Dependencies	645	1,197	1,941	1,953	..	3,680	5,315	8,900	6,900
Mesopotamia*	1,710	14,903
Federated Malay States	5,920	19,300
Victoria	158	3,000
Australian Commonwealth (Total)	158	3,000
Other British Possessions	16	600	67	4	10	240	6.0	145	20	140
TOTAL BRITISH EMPIRE	355,807	272,303	205,689	237,330	234,007	12,07,240	10,84,310	10,83,670	13,93,152	18,72,165
Franco	912,627	600,584	802,934	854,581	924,754	24,78,410	10,30,540	12,98,163	19,98,603	23,60,713
Switzerland	11,200	8,900
Italy	69,532	186,884	126,595	135,662	422,901	68,100	3,85,650	1,73,468	1,49,003	5,34,061
Mascat Territory and Trucial Oman	200	..	657	350	..	6,772
Persia	453	2,035
Siam	19,092	13,366	8,874	13,340	10,680	2,67,310	2,00,250	61,850	2,67,000	1,66,900
Indo-China (including Cochinchina, Cambodia, Annam, Tonkin and French leased territories in China)	2,016	272	..	1,640	..	4,250	2,060	..	41,820
Japan	94,122	24,066	144	1,26,270	23,190	221
Italian East Africa (Somaliland and Eritrea)	1,500	..	200	225	..	15,000	..	2,000	3,050
United States of America— Via Atlantic Coast	3,353	24,106	4,600	30,755
TOTAL FOREIGN COUNTRIES	1,095,283	888,416	945,065	1,097,639	1,385,560	20,24,090	22,54,880	15,44,875	24,24,106	31,40,227
Share of Bengal	440,138	346,370	336,133	476,582	419,327	7,88,820	5,66,690	6,84,407	10,17,107	16,14,420
.. Bombay	302,527	237,055	186,460	181,300	466,833	6,34,700	4,53,380	2,80,075	4,96,933	5,63,264
.. Sind	255,890	237,994	176,150	261,968	307,268	23,93,800	17,97,710	13,06,708	20,61,861	22,76,978
.. Madras	439,802	319,269	443,171	310,110	427,055	2,97,990	2,71,980	3,60,610	2,97,851	3,61,338
.. Burma	12,733	20,031	7,840	16,166	4,584	16,620	20,030	7,840	15,166	2,292
TOTAL	1,461,090	1,160,719	1,160,754	1,214,966	1,619,587	41,31,330	33,39,790	26,28,546	38,17,258	50,21,392
NOFACTURES—										
Goods of silk mixed with										
other materials (III. 8)—	Yards	Yards	Yards	Yards	Yards					
Aden and Dependencies	64,748	..	7,975	1,644	60	44,830	..	6,000	2,170	160
Mesopotamia*	4,912	6,500	1,375	3,440	7,600	1,700
Bahrain Islands	8,000	900	9,700	2,000
Ceylon	10,982	818	10,084	13,651	18,605	11,220	1,030	14,918	15,404	11,482
Straits Settlements (in- cluding Labuan)	6,684	12,460	10,278	9,168	4,315	14,540	29,980	21,428	13,277	3,780
Federated Malay States	450	9,387	4,240	1,307	32	2,180	24,600	9,500	2,460	120
Hongkong	980	2,200
Egypt	9,850	2,080	24,450	5,501
Natal	531	1,952	1,450	206	700	1,130	2,510	3,668	625	1,500
Zanzibar and Pemba	1,000	2,600
Kenya Colony	2,400	8,000
British Guiana	2,064	1,757	..	2,225
Fiji Islands	2,725	700	..	3,960
Other British Possessions	770	1,020
TOTAL BRITISH EMPIRE	101,146	32,412	42,858	31,470	22,467	1,08,050	76,270	65,606	41,576	24,077
Franco	14,987	18,110	..
Turkey, Asiatic
Levant and Black Sea	1,385	3,550
Red Sea	8,600	11,800	9,500	21,100
Persian Gulf	49,239	28,299	76,460	25,350
Smyrna	1,481	3,544
Mascat Territory and Trucial Oman	8,637	1,845	600	6,750	470	12,840	10,040	900	6,850	1,500
Other Native States in Arabia	16,090	14,024	4,720	36,110	18,400	6,500
Persia	12,874	2,841	..	700	700	9,870	11,100	..	450	800
Java	7,200	5,500
Siam	454	..	2,437	66	1,530	460	..	3,625	7.0	1,980
Tonia	3,492	5,456	12,600	23,000	..

* Included in Turkey, Asiatic prior to 1921-22.
† Shown as a Foreign country from 1923-24.

GENERAL EXPORTS

(788)

INDIAN MERCHANDISE

No. 14—continued

ARTICLES, AND COUNTRIES OF FINAL DESTINATION; ALSO SHARE OF EACH PROVINCE	QUANTITY					VALUE				
	1919-20	1920-21	1921-22	1922-23	1923-24	1919-20	1920-21	1921-22	1922-23	1923-24
Textiles—continued						R	R	R	R	R
Silk—continued										
MANUFACTURES—continued										
<i>Goods of silk mixed with other materials (III. S)— continued</i>	Yards	Yards	Yards	Yards	Yards					
United States of America—										
<i>Vid Atlantic Coast</i>	..	6,930	7,306	5,180	13,130	15,480	11,844	..
Other Foreign Countries	..	1,250	800
TOTAL FOREIGN COUNTRIES	69,304	46,950	39,125	47,133	8,911	1,09,130	85,160	74,416	79,390	14,274
<i>Share of Bengal</i>	9,195	11,873	13,718	13,430	13,041	10,600	24,460	30,097	26,444	14,914
<i>Bombay</i>	150,785	43,085	40,976	52,218	9,672	1,37,160	74,940	71,503	79,926	13,770
<i>Sind</i>	..	1,740	4,790
<i>Madras</i>	10,469	24,664	22,289	7,849	6,665	19,420	57,250	33,321	13,316	3,667
<i>Burma</i>	86	730	..
TOTAL	170,449	81,362	81,983	78,603	31,378	2,17,180	1,51,430	1,39,921	1,30,910	68,351
Piece goods (III. S) —	Yards	Yards	Yards	Yards	Yards					
United Kingdom	94,221	143,466	4,849	20,361	123,519	1,45,360	2,39,070	9,437	38,156	2,41,214
Aden and Dependencies	8,064	4,079	..	500	..	5,440	8,440	..	1,000	..
Mesopotamia*	—	—	15,721	1,937	..	—	—	29,195	4,293	..
Bahrain Islands	8,240	560	8,990	1,200
Ceylon	7,926	3,894	2,808	358	48	10,149	6,320	4,634	871	190
Straits Settlements (in- cluding Labuan)	1,017	2,493	669	4,096	2,084	2,250	5,010	1,367	6,094	6,461
Federated Malay States	180	1,364	78	627	795	950	2,660	246	3,802	4,359
Hongkong	36	..	400	100	..	2,000
Egypt †	6,441	8,862	21,970	29,350
Natal	1,420	1,313	10,875	1,301	12,200	2,560	2,580	21,156	3,638	24,900
Zanzibar and Pemba	1,365	..	200	2,750	..	300
Kenya Colony	2,380	1,006	5,060	3,600
Anglo Egyptian Sudan	—	—	2,840	8,371	6,024	—	—	5,000	9,675	12,861
Mauritius and Dependencies	80	933	1,935	5,480	..	1,600	2,460	5,098	7,537	..
Fiji Islands	..	75	..	150	520	..	70	..	800	2,174
Other British Possessions	..	227	112	620	315
TOTAL BRITISH EMPIRE	121,860	168,402	39,965	48,301	1,40,155	2,01,160	3,01,880	78,748	75,266	2,92,228
France	4,339	2,081	..	1,210	..	10,130	8,630	..	4,350	..
Turkey, Asiatic										
Red Sea	380	1,428	600	2,140
Persian Gulf	58,950	9,591	93,920	14,250
Maskat Territory and Tru- al Oman	3,303	3,206	4,808	2,554	1,514	7,310	10,100	8,543	3,110	5,518
Other Native States in Arabia	120	..	19,170	1,691	..	140	..	44,200	4,150	..
Persia	4,570	860	200	500	25	5,520	2,310	1,300	1,100	130
Tunis	1,080	4,000	..
Italian East Africa	1,100	3,600
Portuguese East Africa	500	450	600	1,000
United States of America—										
<i>Vid Atlantic Coast</i>	7,159	3,179	3,578	2,610	6,502	14,500	6,440	19,182	6,960	15,756
Other Foreign Countries	60	..	386	40	..	300	..	1,935	207	..
TOTAL FOREIGN COUNTRIES	79,380	21,725	33,940	9,694	9,141	1,33,020	44,870	74,860	23,828	24,999

* Included in Turkey, Asiatic prior to 1921-22.

† Shown as a Foreign country from 1923-24.

No. 14—continued

ARTICLES, AND COUNTRIES OF FINAL DESTINATION; ALSO SHARE OF EACH PROVINCE	QUANTITY					VALUE				
	1919-20	1920-21	1921-22	1922-23	1923-24	1919-20	1920-21	1921-22	1922-23	1923-24
						R	R	R	R	R
Textiles—continued										
Silk—continued										
MANUFACTURERS—continued										
<i>Piece Goods (III. S)—</i> continued										
<i>Share of Bengal</i>	109,444	149,932	34,328	30,164	149,496	1,73,160	2,51,760	45,236	46,571	2,68,376
<i>Bombay</i>	88,946	32,646	45,227	17,331	9,766	1,62,030	30,720	96,952	22,612	29,329
<i>Sind</i>	878	249	200	48	..	600	430	1,300	840	..
<i>Madras</i>	8,479	6,863	3,946	2,437	4,359	9,100	12,390	6,822	8,819	15,936
<i>Burma</i>	94	388	1,324	3,005	675	300	1,450	3,632	4,067	3,338
TOTAL.	201,240	190,127	73,925	52,985	155,296	3,85,110	3,43,760	1,68,038	99,249	3,17,227
Thread for sewing (III. S)—										
<i>Aden and Dependencies</i>	500	500	616	1,710	1,970	4,000
<i>Other British Possessions</i>	..	60	..	17	2	..	100	..	140	10
TOTAL BRITISH EMPIRE	500	560	..	17	618	1,700	2,070	..	140	4,010
<i>France</i>	1,186	8,938	10,290	58,689
<i>Native States in Arabia, other than Muskat Terri- tory and Trucial Oman</i>	600	2,400
<i>Other Foreign Countries</i>	..	470	6	..	1,100	80
TOTAL FOREIGN COUNTRIES	600	470	..	1,186	8,943	2,400	1,100	..	10,290	58,639
<i>Share of Bengal</i>	86	1,600	..
<i>Bombay</i>	1,100	1,080	..	1,117	9,589	4,100	3,570	..	17,830	62,639
<i>Madras</i>	2	10
TOTAL	1,100	1,030	..	1,203	9,591	4,100	3,570	..	10,430	62,649
Other sorts (III. S)—										
<i>United Kingdom</i>	..	846	11	1,228	757	..	3,350	44	1,345	5,136
<i>Egypt*</i>	224	2,000	..
<i>Other British Possessions</i>	11	49	21	6	135	80	150	98	10	521
TOTAL BRITISH EMPIRE	11	895	32	1,458	892	80	3,500	140	3,361	5,657
<i>Netherlands</i>	50	2,020
<i>Turkey, Asiatic</i>
<i>Persian Gulf</i>	291	4,050
<i>Native States in Arabia, other than Muskat Terri- tory and Trucial Oman</i>	25	..	303	500	..	3,000
<i>Persia</i>	40	520	400	1,300
<i>Other Foreign Countries</i>	119	90	248	390	440	1,160
TOTAL FOREIGN COUNTRIES	476	610	303	..	293	5,840	1,740	3,000	..	3,170
<i>Share of Bengal</i>	25	611
<i>Bombay</i>	464	790	303	1,384	604	4,390	3,540	3,000	3,300	4,020
<i>Sind</i>	71	380	180	960	1,300	380
<i>Madras</i>	11	195	47	36	250	80	400	96	61	3,228
<i>Burma</i>	11	..	181	44	..	720
TOTAL	486	1,505	335	1,458	1,190	5,420	5,240	3,140	3,361	8,827
Total value of Silk manu- factures—										
<i>United Kingdom</i>	1,45,350	2,42,420	9,481	39,501	2,46,700
<i>Aden and Dependencies</i>	51,980	10,410	6,000	3,170	4,160
<i>Mesopotamia†</i>	82,635	12,023	1,500
<i>Bahrain Islands</i>	19,590	1,200	2,000
<i>Ceylon</i>	91,460	8,100	19,648	10,291	11,923
<i>Straits Settlements (includ- ing Labuan)</i>	16,790	34,990	22,790	19,371	10,311
<i>Federated Malay States</i>	3,140	27,280	9,746	6,252	4,489
<i>Hongkong</i>	100	..	4,200
<i>Egypt*</i>	46,420	35,440	..	2,000	..
<i>Natal</i>	3,490	5,090	24,824	4,262	26,460
<i>Zanzibar and Pemba</i>	2,710	..	2,100

* Shown as a Foreign country from 1923-24.
† Shown as a Foreign country from 1923-24.

GENERAL EXPORTS

(790)

INDIAN MERCHANDISE

No. 14—continued

ARTICLES, AND COUNTRIES OF FINAL DESTINATION; ALSO SHARE OF EACH PROVINCE	QUANTITY					VALUE				
	1919-20	1920-21	1921-22	1922-23	1923-24	1919-20	1920-21	1921-22	1922-23	1923-24
Textiles—continued						R	R	R	R	R
Silk—continued										
<i>Manufactures—continued</i>										
<i>Total value of Silk manu-</i>										
<i>facturers—continued</i>										
Kenya Colony	—	—	—	—	—	5,050	12,100
Anglo-Egyptian Sudan	—	—	—	—	—	—	—	5,000	9,675	13,535
Mauritius and Dependencies	—	—	—	—	—	1,600	2,460	5,008	7,537	..
British Guiana	—	—	—	—	—	1,757
Fiji Islands	—	—	—	—	—	..	4,030	..	800	4,404
Other British Possessions	—	—	—	—	—	..	610	315	..	200
TOTAL BRITISH EMPIRE	—	—	—	—	—	8,11,990	3,84,120	1,44,894	1,20,893	3,25,972
Netherlands	—	—	—	—	—	2,020
France	—	—	—	—	—	10,180	3,630	..	41,756	58,580
Turkey, Asiatic	—	—
Levant and Black Sea	—	—	—	—	—	..	3,550	—	—	—
Red Sea	—	—	—	—	—	10,100	23,240	—	—	—
Persian Gulf	—	—	—	—	—	1,74,430	60,100	—	—	—
Smyrna	—	—	—	—	—	—	—	8,544
Mascat Territory and Trucial Oman	—	—	—	—	—	20,150	20,140	9,443	9,900	7,818
Other Native States in Arabia	—	—	—	—	—	3,040	..	83,310	22,556	6,500
Persia	—	—	—	—	—	15,790	15,400	1,300	1,550	930
Java	—	—	—	—	—	800	..	5,500	207	..
Siam	—	—	—	—	—	850	..	4,225	730	1,930
Portuguese East Africa	—	—	—	—	—	600	1,000
Italian East Africa	—	—	—	—	—	..	800	3,000
Tunis	—	—	—	—	—	12,800	27,000	..
United States of America— Via Atlantic Coast.	—	—	—	—	—	14,500	20,010	34,662	18,804	15,956
Other Foreign Countries	—	—	—	—	—	435	..	200
TOTAL FOREIGN COUNTRIES	—	—	—	—	—	2,49,890	1,32,870	1,51,675	1,22,568	1,01,082
<i>Share of Bengal</i>	—	—	—	—	—	1,33,750	2,79,750	76,332	84,555	2,83,300
.. Bombay	—	—	—	—	—	3,47,680	1,59,230	1,70,466	1,30,668	1,09,758
.. Sind	—	—	—	—	—	1,550	6,520	1,300	240	350
.. Madras	—	—	—	—	—	28,600	70,040	44,245	22,696	28,838
.. Burma	—	—	—	—	—	300	1,450	3,728	4,797	4,308
TOTAL	—	—	—	—	—	5,61,880	5,16,990	2,96,069	2,42,956	4,27,054
Total value of Silk, Raw and Manufactures	—	—	—	—	—	46,93,210	38,56,780	29,24,616	40,00,214	54,48,446
Wool—										
Raw (II, P)—										
United Kingdom	Lbs. 36,319,126	Lbs. 23,008,319	Lbs. 31,386,111	Lbs. 51,440,355	Lbs. 34,837,352	4,01,26,830	2,25,44,040	2,49,31,165	4,31,78,073	3,00,07,152
Egypt*	8,360	2,000
Other British Possessions	..	1,300	..	8	800	..	8	..
TOTAL BRITISH EMPIRE	36,319,126	23,009,619	31,386,111	51,443,723	34,837,352	4,01,26,830	2,25,44,840	2,49,31,165	4,31,80,081	3,00,07,152
Germany	..	2,056	1,960	1,080	110,468	..	890	900	750	59,914
Netherlands	23,788	20,725
Belgium	..	22,044	2,000	19,000	2,500
France	..	6,198	79,171	..	4,730	70,438
Italy	13,438	11,714	13,433	16,850
Turkey, Asiatic
Persian Gulf	..	2,688	2,400
United States of America— Via Atlantic Coast.	803,066	1,337,185	1,938,479	6,11,530	9,40,003	15,74,534
TOTAL FOREIGN COUNTRIES	..	32,984	808,386	1,351,713	2,213,605	..	26,980	6,14,930	9,63,180	17,41,456
<i>Share of Bengal</i>	451,860	42,535	18,694	41,474	752,060	2,96,650	16,780	11,100	30,477	4,48,715
.. Bombay	19,885,876	10,752,711	16,812,389	26,840,812	16,922,495	2,57,34,830	1,24,65,070	1,46,78,399	2,43,00,828	1,58,61,977
.. Sind	15,446,761	12,102,911	15,417,162	25,723,173	18,743,710	1,39,86,980	1,00,63,210	1,08,56,028	1,92,72,446	1,53,88,570
.. Madras	678,029	134,397	6,272	149,957	106,136	1,57,670	33,040	1,568	29,447	28,698
.. Burma	16,800	10,000	..	40,020	76,556	10,700	3,700	..	10,080	20,648
TOTAL	36,319,126	23,042,603	31,254,497	52,795,436	36,800,957	4,01,26,830	2,25,71,800	2,54,46,095	4,41,43,267	3,17,48,608

* Shown as a Foreign country from 1923-24.

No. 14—continued

ARTICLES, AND COUNTRIES OF FINAL DESTINATION; ALSO SHARE OF EACH PROVINCE	QUANTITY					VALUE				
	1910-20	1921-21	1921-22	1922-23	1923-24	1910-20	1920-21	1921-22	1922-23	1923-24
	Lbs.	Lbs.	Lbs.	Lbs.	Lbs.	Rs.	Rs.	Rs.	Rs.	Rs.
<i>Textiles—continued</i>										
<i>Wool—continued</i>										
MANUFACTURES—										
<i>Carpets and Rugs (III. F)—</i>										
United Kingdom	1,030,460	1,657,531	1,980,235	2,780,368	2,598,777	43,14,480	45,14,260	46,01,702	64,50,206	60,06,720
Gibraltar	1,200	..	2,021	628	..	1,200	..	10,025	1,550	..
Aden and Dependencies	1,224	604	712	100	..	400	8,595	1,876	737
Mesopotamia*	—	—	1,891	..	417	—	—	8,470	..	2,078
Ceylon	11,469	239,795	850,071	485,014	488,021	22,770	1,25,840	1,56,816	1,96,389	2,01,800
Straits Settlements (including Labuan)	9,993	23,093	18,895	16,200	11,065	18,840	52,210	31,139	31,513	20,629
Federated Malay States	100	295	430	650	1,020	120	760	1,020	868	1,400
Hongkong	4,158	748	11,599	5,105	2,448	13,060	8,280	16,816	14,737	4,218
Egypt†	23,013	30,171	19,501	15,360	—	1,10,860	98,070	94,735	67,175	—
Cape of Good Hope	47,184	44,560	18,543	50,229	60,573	1,48,700	1,15,980	44,204	1,16,360	1,10,774
Natal	102,404	95,821	77,475	87,259	85,142	1,95,580	1,71,280	1,58,622	1,80,098	1,70,608
Transvaal	6,428	1,435	1,428	1,961	328	7,020	2,870	3,118	3,709	450
Zanzibar and Pemba	50	1,108	..	264	..	100	2,200	..	1,208	..
Kenya Colony	12,161	1,769	11,697	375	..	26,950	3,985	10,744	620
Mauritius and Dependencies	1,120	1,247	760	80	..	1,400	6,300	3,600	325	..
Canada—										
Via Atlantic Coast	2,240	11,064	2,800	9,352	27,406	3,680	48,010	9,180	38,576	90,435
" Pacific "	2,268	7,844	514	2,480	22,081	11,340	29,780	1,425	8,900	41,171
British West India Islands	868	1,432	224	5,118	5,280	363
Western Australia	827	..	70	8,900	2,752	1,230	..	250	7,287	9,817
South Australia (including Northern Territory)	728	8,832	2,258	7,410	7,847	2,300	20,520	10,990	18,036	14,161
Victoria	15,239	24,008	10,301	47,175	21,052	39,480	70,930	31,837	1,31,010	48,210
Tasmania	470	458	390	327
New South Wales	54,694	200,038	38,871	99,638	121,217	97,080	4,88,260	89,002	2,16,661	2,70,121
Queensland	200	640	2,517	4,220	..	1,060	681	5,008	10,492
<i>Australian Commonwealth (Total)</i>	<i>71,498</i>	<i>234,148</i>	<i>52,598</i>	<i>160,340</i>	<i>158,018</i>	<i>1,40,070</i>	<i>5,26,110</i>	<i>1,33,087</i>	<i>3,74,106</i>	<i>3,92,807</i>
New Zealand (including Nauru and Br. Samoa)	69,286	163,018	10,329	49,885	40,527	1,71,570	5,55,280	49,917	92,480	88,968
Other British Possessions	140	194	336	500	1,500	500
TOTAL BRITISH EMPIRE	2,042,891	2,544,263	2,567,071	3,634,516	3,499,618	51,61,000	62,82,510	58,94,074	75,90,544	61,78,734
Sweden	30,820	7,645	312	224	464	65,560	37,840	1,380	200	1,650
Norway	6,122	13,023	6,322	684	6,400	17,470	41,650	12,645	2,500	14,600
Denmark	6,318	2,460	2,420	14,109	5,171	19,920	7,200	5,732	27,720	11,069
Germany	5,754	1,220	6,383	28,770	5,942	14,922	..
Netherlands	4,293	3,870	17,063	5,016	1,767	21,680	48,820	38,217	13,014	8,100
Belgium	458	3,292	456	3,112	..	6,590	11,850	2,020	5,230
France	108	5,894	6,721	2,712	10,070	940	35,700	45,076	11,132	24,625
Spain	3,735	..	250	9,560	..	570	..
Switzerland	2,624	4,425	1,424	2,024	1,962	13,120	27,480	10,375	13,305	9,420
Italy	6,464	1,625	4,180	4,237	1,461	78,540	23,500	86,125	27,901	4,465
Austria	112	1,122	900	7,414	..
Greece	165	1,350	..
Turkey, European	30	2,240	31,327	496	..	400	18,000	1,47,932	3,200

* Included in Turkey, Asiatic prior to 1921-22.
† Shown as a Foreign Country from 1923-24.

GENERAL EXPORTS

(792)

INDIAN MERCHANDISE

No. 14—continued

ARTICLES, AND COUNTRIES OF FINAL DESTINATION; ALSO SHARE OF EACH PROVINCE	QUANTITY					VALUE				
	1910-20	1920-21	1921-22	1922-23	1923-24	1910-20	1920-21	1921-22	1922-23	1923-24
Textiles—continued										
Wool—continued										
MANUFACTURES—continued										
Carpets and Rugs (III. T) —continued	Lbs.	Lbs.	Lbs.	Lbs.	Lbs.					
Turkey, Asiatic		
Levant and Black Sea	..	8,173	—	—	—	..	23,000	—	—	—
Persian Gulf	104	6,892	—	—	—	480	8,790	—	—	—
Persia	224	56	1,943	1,000	618	2,764
Smyrna	—	—	1,612	3,064	..	—	—	15,240	21,639	..
Native States in Arabia other than Maskat Territory and Trucial Oman	2,000	10,000
Sumatra	446	2,687	800	1,273	4,310	1,260	8,220	800	4,465	5,188
Java	25,128	66,202	61,674	33,894	51,087	48,590	1,39,000	1,29,034	60,864	80,475
Siam	1,560	854	660	840	375	1,810	2,120	1,000	1,250	550
Indo-China (including Cochin- China, Cambodia, Annam, Tonkin and French leased territories in China)	..	289	1,286	180	100	..	480	6,075	400	100
China (exclusive of Hong- kong and Macao)	3,890	2,296	3,831	301	1,036	10,460	12,080	6,430	1,743	828
Philippine Islands and Guam	80	700	893	300	3,000	2,581
Japan	224	644	1,712	669	548	150	1,950	5,427	2,650	4,000
Egypt*	—	—	—	—	7,410	—	—	—	—	20,562
Tunis	224	51,600	..
Portuguese East Africa	2,146	482	50	7,178	76,866	16,250	1,520	400	28,967	1,87,726
French Somaliland	300	8,000
United States of America—										
Ytd Atlantic Coast	179,651	216,708	188,286	387,094	458,440	7,84,390	12,54,310	11,16,620	16,84,771	15,04,747
" Pacific " "	2,852	6,031	10,762	1,214	2,250	10,510	17,920	62,398	8,391	6,721
Brazil	..	298	336	..	1,790	2,180
Argentine Republic (including the Atlantic Coast of Patago- nia)	1,960	2,344	2,031	2,504	8,060	2,920	8,400	9,890	7,740	27,221
Chile (including the Pacific Coast of Patagonia)	560	893	..	1,100	2,200	..
Hawaii	1,426	856	..	1,587	4,140	3,500	1,200	..	1,667	9,705
Other Foreign Countries	462	150	..	772	835	640	890	..	1,050	1,125
TOTAL FOREIGN COUNTRIES	277,238	348,025	319,002	610,906	674,517	11,00,580	17,46,630	15,53,456	20,00,310	19,40,334
Share of Bengal	1,448,439	1,451,234	1,266,416	1,985,568	1,497,058	37,02,390	41,51,140	28,63,004	44,96,254	33,79,069
" Bombay	711,114	757,319	672,124	1,048,080	1,324,630	22,39,790	28,04,110	29,74,601	39,08,927	33,74,84
" Sind	15,988	69,680	53,814	36,123	6,773	1,04,810	4,14,800	2,45,862	1,34,296	57,6
" Madras	142,868	622,745	883,639	1,074,608	1,444,448	2,04,270	6,54,280	8,61,790	10,87,132	12,19,410
" Burma	1,720	1,310	1,030	1,185	1,246	8,620	4,810	2,873	4,245	8,053
TOTAL	2,320,129	2,892,288	2,861,073	4,145,452	4,174,135	62,61,580	80,29,140	69,48,130	96,29,864	81,19,068
Piece goods (III. T)—	Yards	Yards	Yards	Yards	Yards					
United Kingdom	14,379	4,865	1,082	797	1,758	28,670	10,540	3,904	4,095	4,302
Cyprus	302	1,480
Aden and Dependencies	168	..	250	1,000	..	720	..	250	1,200	..
Mesopotamia†	—	—	7,492	3,507	2,000	—	—	88,409	18,985	5,611
Ceylon	3,818	635	60	2,240	763	13,180	2,960	227	3,820	2,420
Federated Malay States	1,848	54	4,819	244	..
Straits Settlements (including Labuan)	36	358	190	16	564	100	300	560	50	2,126
Hongkong	10,237	200	8,300	400
Egypt*	..	200	350	..	—	..	1,400	1,418	..	—
Zanzibar and Pemba	..	1,300	100	68	20	..	4,500	1,000	840	114
Kenya Colony	974	..	76	2,700	1,836	6,310	..	264	8,900	4,449
Anglo-Egyptian Sudan	—	—	250	—	—	2,000
Tanganyika Territory	—	—	428	—	—	2,522
South Australia (including Northern Territory)	..	150	..	266	400	..	700	..	540	270
Victoria	..	848	3,770
New South Wales	..	2,171	9,140
Australian Commonwealth (Total)	..	3,169	..	266	400	..	13,610	..	540	270
Other British Possessions	170	67	224	700	242	644
TOTAL BRITISH EMPIRE	29,612	10,427	12,170	10,015	8,203	57,260	33,310	54,831	33,416	22,858

* Shown as a Foreign country from 1923-24.
† Included in Turkey, Asiatic prior to 1921-22.

No. 14—continued

ARTICLES, AND COUNTRIES OF FINAL DESTINATION; ALSO SHARE OF EACH PROVINCE	QUANTITY					VALUE				
	1919-20	1920-21	1921-22	1922-23	1923-24	1919-20	1920-21	1921-22	1922-23	1923-24
Textiles—continued						₹	₹	₹	₹	₹
Wool—continued										
MANUFACTURES—continued										
Piece-goods (III, T)—continued	Yards	Yards	Yards	Yards	Yards					
Turkey, Asiatic										
Persian Gulf	12,310	14,788				72,610	54,000			
Maskat Territory and Trucial Oman	1,500			477		4,250			3,250	
Other Native States in Arabia			1,200	1,335				1,500	1,700	
Persia	2,472	708	100	320		10,450	1,300	720	815	
Java			750					8,000		
Siam			190	1,512	45			1,755	4,300	175
United States of America—Via Atlantic Coast	238			518	4,000	1,170			1,392	7,128
Other Foreign Countries	58			123	203	260			565	1,150
TOTAL FOREIGN COUNTRIES	16,578	15,496	2,240	4,285	4,308	88,740	55,300	6,975	11,842	9,053
Share of Bengal	10,227	16	674	866	495	8,300	60	2,595	640	395
Bombay	25,969	22,080	10,806	13,997	11,414	1,23,720	79,800	50,288	44,499	29,083
Sind	245	3,670	1,082			1,240	8,450	3,904		
Madras	1,974	258	1,843	34	602	2,740	300	4,618	169	2,433
Burma	7,760			3		10,000			80	
TOTAL	46,185	25,923	14,410	14,300	12,511	1,46,000	19,610	61,606	45,268	31,911
Shawls (III, T)—	No.	No.	No.	No.	No.					
United Kingdom	273	1,542	1		3	5,200	14,560	30		400
Ceylon	47	570	867		153	830	2,470	1,339	36	100
Straits Settlements (including Labuan)		24	425	266	505		380	2,100	2,014	4,327
Other British Possessions	32	92	28	8	14	610	900	274	60	300
TOTAL BRITISH EMPIRE	352	2,228	621	271	675	6,840	18,310	4,743	2,140	5,827
Turkey, Asiatic										
Persian Gulf	178	50				1,300	400			
Maskat Territory and Trucial Oman	141	100		125	60	1,220	1,200		1,200	600
Other Native States in Arabia			762	350				2,740	2,300	
Persia	20	8				1,280	70			
Siam					151					1,150
Java			353	13	12	900		4,050	130	60
Japan			100					1,000		
United States of America—Via Atlantic Coast			5	8	170			60	345	58,350
Other Foreign Countries	6	15			21	1,000	120			245
TOTAL FOREIGN COUNTRIES	347	168	1,220	406	414	5,740	1,740	18,880	4,975	60,305
Share of Bengal	31	2,072	890	363	395	2,600	16,900	2,270	3,330	4,037
Bombay	596	189	775	313	665	3,090	1,750	2,930	2,206	81,735
Sind	41	100				1,760	1,200			
Madras	28	35	376	21	27	230	250	1,423	580	190
Burma					2					157
TOTAL	699	2,396	2,041	767	1,089	12,080	20,140	18,623	7,115	66,132
Other sorts (III, T)—	Lbs.	Lbs.	Lbs.	Lbs.	Lbs.					
United Kingdom	299,762	96,788	123,263	215,400	60,783	1,06,480	28,530	21,182	49,547	15,709
Mesopotamia*			21,484	10,404	4,571			46,613	45,276	16,096
Ceylon	369,287	78,216	3,351	26,442	1,223	1,41,050	39,220	3,479	10,875	1,382
Straits Settlements (including Labuan)	992	1,230	685	79	200	1,020	3,210	3,730	278	200
Federated Malay States		8,716	60	636			10,620	17	1,825	
Hongkong		2,122					2,200			
Egypt†		1,956	240				3,100	1,512		
Natal		2,370	2,444		59		4,750	5,155		227
Zanzibar and Pemba	836	26,400				500	70,320			
Tanganyika Territory				501	450				900	1,000
Kenya Colony	1,421	4,575	1,243	125	219	4,260	9,390	4,149	600	675
Mauritius and Dependencies		784	463	368			2,600	466	1,107	
Other British Possessions	999	1,188	502		707	1,170	1,560	1,750		1,620
TOTAL BRITISH EMPIRE	672,687	222,846	153,725	253,949	68,212	2,54,440	1,75,490	86,862	1,19,348	37,915

* Included in Turkey, Asiatic prior to 1921-22.
† Shown as a Foreign country from 1923-24.

GENERAL EXPORTS

INDIAN MERCHANDISE

(794)

No. 14—continued

ARTICLES, AND COUNTRIES OF FINAL DESTINATION; ALSO SHARE OF EACH PROVINCE	QUANTITY					VALUE				
	1910-20	1920-21	1921-22	1922-23	1923-24	1910-20	1920-21	1921-22	1922-23	1923-24
Textiles—continued										
Wool—continued										
MANUFACTURES—continued										
Other sorts (XII. T)—continued	Lbs.	Lbs.	Lbs.	Lbs.	Lbs.					
Germany	17,473	4,570	2,340	1,728	..
France	880	2,700
Italy	229	4,600
Greece	15,600	38,000
Turkey, Asiatic Persian Gulf	222	36,151	2,150	82,140
Masat Territory and Trucial Oman	59	359	..	150	698	350	1,490	..	975	2,100
Persia	246	112	69	278	396	640	300	144	1,391	704
China (exclusive of Hong- kong and Macao)	443	178	3,147	..	224	1,200	350	2,915	..	800
Siam	4,148	112	13,200	180
Portuguese East Africa	2,400	..	440	250	..	4,800	..	1,000	..
United States of America— Via Atlantic Coast	90,755	462	29,032	120	20	45,960	820	8,110	636	180
.. Pacific	52,751	33,862	..
Other Foreign Countries	200	582	..	386	80	420	880	..	250	230
TOTAL FOREIGN COUNTRIES	96,073	55,931	50,100	58,651	1,836	64,120	1,28,010	16,209	39,842	8,914
Share of Bengal	158,702	17,452	8,348	69,363	1,035	60,340	24,790	5,433	48,173	1,626
.. Bombay	198,372	172,807	192,552	211,193	52,652	1,00,120	2,50,610	89,942	82,244	38,006
.. Sind	337	84	1,276	85	108	2,650	200	1,965	405	405
.. Madras	411,131	70,822	1,141	23,446	16,348	1,54,090	26,830	1,075	19,145	5,635
.. Burma	168	17,112	607	13,513	7	1,350	1,970	4,576	9,133	105
TOTAL	768,760	278,277	203,825	312,600	70,048	3,18,550	3,04,460	1,03,091	1,59,150	45,829
Total value of Woollen manufactures—										
United Kingdom	—	—	—	—	—	44,54,780	45,67,890	46,86,818	65,03,038	20,87,137
Gibraltar	—	—	—	—	—	1,200	..	10,925	1,550	..
Cyprus	—	—	—	—	—	1,920	800	..
Aden and Dependencies	—	—	—	—	—	790	900	3,845	3,076	1,337
Mesopotamia*	—	—	—	—	—	—	—	92,492	59,261	24,385
Ceylon	—	—	—	—	—	1,77,310	1,79,499	1,61,361	2,19,120	2,95,962
Straits Settlements (including Labuan)	—	—	—	—	—	19,969	56,100	38,529	33,885	33,282
Federated Malay States	—	—	—	—	—	150	11,320	5,740	2,092	1,400
Hongkong	—	—	—	—	—	21,860	10,420	16,816	14,737	4,018
Egypt	—	—	—	—	—	1,10,890	97,570	97,475	67,175	—
Cape of Good Hope	—	—	—	—	—	1,48,700	1,15,900	44,204	1,15,360	1,11,024
Natal	—	—	—	—	—	1,95,560	1,76,030	1,60,807	1,80,098	1,50,030
Transvaal	—	—	—	—	—	7,020	2,870	3,118	3,709	500
Zanzibar and Pemba	—	—	—	—	—	600	77,020	1,080	1,608	114
Kenya Colony	—	—	—	—	—	10,870	38,830	8,398	29,244	6,914
Tanganyika Territory	—	—	—	—	—	—	—	..	900	3,522
Anglo-Egyptian Sudan	—	—	—	—	—	—	—	2,000	700	910
Mauritius and Dependencies	—	—	—	—	—	1,400	9,300	5,065	1,332	..
Canada— Via Atlantic Coast	—	—	—	—	—	3,800	48,010	9,180	33,817	99,435
.. Pacific	—	—	—	—	—	12,900	29,730	1,425	8,700	41,190
British West India Islands	—	—	—	—	—	40	..	5,618	5,280	353
Western Australia	—	—	—	—	—	1,250	..	250	7,287	9,817
South Australia (including Northern Territory)	—	—	—	—	—	2,300	21,230	11,500	14,176	14,441
Victoria	—	—	—	—	—	39,480	74,700	31,837	1,31,616	48,516
Tasmania	—	—	—	—	—	..	390	327
New South Wales	—	—	—	—	—	197,260	4,42,340	69,002	2,15,661	2,70,121
Cook Island	—	—	—	—	—	..	1,060	681	5,900	10,492
Australian Commonwealth (Total)						1,40,270	5,39,720	1,33,597	3,74,516	3,53,387
New Zealand (including Nauru and the Samoa)	—	—	—	—	—	1,71,940	5,56,230	50,217	92,480	88,068
Other British Possessions	—	—	—	—	—	..	1,060	500	..	626
TOTAL BRITISH EMPIRE						64,79,930	65,09,620	55,41,130	77,54,408	62,41,334

* Included in Turkey, Asiatic prior to 1921-22.

No. 14—continued

ARTICLES, AND COUNTRIES OF FINAL DESTINATION; ALSO SHARE OF EACH PROVINCE	QUANTITY					VALUE				
	1910-20	1920-21	1921-22	1922-23	1923-24	1910-20	1920-21	1921-22	1922-23	1923-24
						R	R	R	R	R
Textiles—concluded										
Wool—concluded										
MANUFACTURES—concluded										
Total value of Woollen manufactures—continued										
Sweden	—	—	—	—	—	66,560	37,840	1,380	300	1,650
Norway	—	—	—	—	—	17,470	41,650	12,645	2,500	14,600
Denmark	—	—	—	—	—	19,920	7,200	5,732	27,720	11,000
Netherlands	—	—	—	—	—	..	23,770	8,233	10,050	45
Belgium	—	—	—	—	—	22,050	43,820	33,217	13,014	8,330
France	—	—	—	—	—	..	6,620	11,850	2,029	5,138
Spain	—	—	—	—	—	940	35,700	47,770	11,132	24,615
Switzerland	—	—	—	—	—	..	9,560	..	570	..
Italy	—	—	—	—	—	13,120	27,430	10,373	13,305	9,410
Austria	—	—	—	—	—	78,540	23,500	33,125	27,001	9,005
Greece	—	—	—	—	—	..	38,000	900	7,414	..
Turkey, European	—	—	—	—	—	1,900	..
Turkey, Asiatic	—	—	—	—	—	..	400	13,000	1,37,038	8,200
Levant and Black Sea	—	—	—	—	—
Persian Gulf	—	—	—	—	—	..	23,000
Smyrna	—	—	—	—	—	76,490	1,45,240
Maakat Territory and Trucial Oman	—	—	—	—	—	15,240	21,639	..
Other Native States in Arabia	—	—	—	—	—	6,500	2,690	..	5,575	2,600
Persia	—	—	—	—	—	20,240	5,000	..
Sumatra	—	—	—	—	—	12,570	1,670	1,804	2,324	3,458
Java	—	—	—	—	—	2,260	8,220	800	4,465	5,988
Siam	—	—	—	—	—	49,490	1,39,140	1,35,084	60,994	80,535
Indo-China (including Cochin-China, Cambodia, Annam, Tonkin and French leased territories in China).	—	—	—	—	—	15,010	2,370	2,755	5,450	1,875
Philippine Islands and Guam	—	—	—	—	—	..	600	6,075	600	500
China (exclusive of Hong- kong and Macao)	—	—	—	—	—	150	3,000	3,987
Japan	—	—	—	—	—	11,660	12,430	9,345	1,758	1,328
Egypt*	—	—	—	—	—	..	650	1,050	6,427	2,650
Tunis	—	—	—	—	—	1,000	..
Portuguese East Africa	—	—	—	—	—
German East Africa	—	—	—	—	—	16,250	6,370	400	24,967	1,39,476
French Somaliland	—	—	—	—	—	..	1,190
United States of America— Via Atlantic Coast	—	—	—	—	—	8,31,520	12,55,130	11,24,720	16,37,074	16,71,005
" Pacific "	—	—	—	—	—	10,510	17,920	62,399	37,253	6,721
Brazil	—	—	—	—	—	..	1,790	2,180
Argentine Republic (including the Atlantic Coast of Patagonia)	—	—	—	—	—	2,020	3,400	9,390	7,740	17,211
Chile (including the Pacific Coast of Patagonia)	—	—	—	—	—	1,100	2,200	..
Hawaii	—	—	—	—	—	3,500	1,200	..	1,917	9,705
Other Foreign Countries	—	—	—	—	—	900	1,125
TOTAL FOREIGN COUNTRIES	—	—	—	—	—	12,59,180	19,32,680	16,90,620	20,33,979	20,18,608
Share of Bengal	—	—	—	—	—	37,73,430	41,92,890	28,79,703	45,47,297	33,85,147
" Bombay	—	—	—	—	—	24,71,720	31,36,270	31,23,761	40,33,576	35,03,675
" Sind	—	—	—	—	—	1,11,380	4,34,650	3,51,731	1,34,701	88,086
" Madras	—	—	—	—	—	3,61,330	6,31,680	8,68,907	11,07,028	12,77,224
" Burma	—	—	—	—	—	19,370	6,780	7,549	13,488	3,308
TOTAL	—	—	—	—	—	67,38,210	84,42,250	71,31,850	98,41,387	82,62,940
Total value of Wool and Woolens	—	—	—	—	—	4,68,65,040	3,10,14,050	3,25,77,745	5,39,84,654	4,00,11,548
Other Textiles— Raw (H. Q.)— United Kingdom	Cwts. 825	Cwts. 693	Cwts. 709	Cwts. 465	Cwts. 641	18,800	13,450	10,804	8,475	10,250
TOTAL FOREIGN COUNTRIES	9	15	..	139	..	600	800	..	632	..
Share of Bengal	319	552	709	604	641	12,400	3,350	10,304	9,007	10,250
" Sind	15	156	1,000	5,400
TOTAL	234	708	709	604	641	19,400	14,250	10,804	9,007	10,250
Total value of Textile Raw Materials	—	—	—	—	—	90,66,23,430	82,01,22,920	71,74,22,654	1,00,00,71,899	1,24,16,13,648
Total value of Yarns and Textile Fabrics	—	—	—	—	—	78,18,90,040	72,18,18,500	46,44,22,546	54,62,77,321	64,17,80,328
Total value of Textiles, Raw and Manufactures	—	—	—	—	—	1,68,85,22,470	1,34,19,41,420	1,18,18,45,200	1,54,63,49,220	1,78,33,94,006

* Shown as * Foreign country from 1923-24.

* Shown as "Tanganyika Territory" under the British Empire from 1921-22.

GENERAL EXPORTS

INDIAN MERCHANDISE

(796)

No. 14—continued

ARTICLES, AND COUNTRIES OF FINAL DESTINATION; ALSO SHARE OF EACH PROVINCE	QUANTITY					VALUE				
	1910-20	1920-21	1921-22	1922-23	1923-24	1910-20	1920-21	1921-22	1922-23	1923-24
	Lbs.	Lbs.	Lbs.	Lbs.	Lbs.	R	R	R	R	R
Tobacco—										
UNMANUFACTURED (I. J)—										
United Kingdom	12,693,387	1,677,016	2,959,691	3,677,232	5,396,074	35,29,930	5,02,760	8,65,355	15,34,171	15,92,10
Cyprus	20,000	..	46,265	10,000	..	14,072
Aden and Dependencies	873,159	6,103,057	4,779,031	4,539,028	5,037,876	3,02,530	28,52,800	21,62,888	22,08,096	24,51,48
Mesopotamia*	—	—	18,728	—	—	2,105
Bahrain Islands	126,746	38,762	12,432	82,310	20,657	37,790	10,080	2,047	22,443	4,78
Maldives	10,080	..	1,344	12,068	8,804	3,790	..	368	4,062	3,16
Ceylon	155,633	69,379	96,788	85,810	163,518	47,180	19,380	31,298	37,642	62,64
Straits Settlements (including Labuan)	2,804,282	2,528,972	2,809,748	3,600,173	3,624,128	11,41,030	10,91,190	10,68,510	14,84,653	17,24,13
Federated Malay States	1,189,657	1,368,588	1,273,730	1,280,375	1,331,105	4,38,450	4,91,940	5,02,612	5,08,755	5,98,46
Hongkong	2,611,472	9,353,451	6,616,135	3,233,454	2,670,215	4,83,970	18,59,580	9,75,707	5,29,967	5,08,13
Egypt	393,895	45,945	1,626	4,608	—	1,18,600	16,590	915	2,240	—
Kenya Colony	6,622	..	5,475	10,447	..	2,700	..	2,440	5,035	..
Mauritius and Dependencies	10,956	514	1,008	3,240	..	7,330	250	450	3,72
British Guiana	6,382	3,080	..
Victoria	2,500	731	..
New South Wales	32,200	2,700
Australian Commonwealth (Total)	32,200	..	2,800	2,760	..	731	..
Other British Possessions	444	534	784	759	1,058	160	270	225	476	52
TOTAL BRITISH EMPIRE	20,884,876	21,223,841	18,622,336	16,486,410	18,215,678	61,16,170	58,54,680	56,29,637	63,36,951	69,49,15
Norway	112,931	60,910
Russia	33,000	4,50
Denmark	50,000	11	4,260	25
Germany	15,734	3,094,840	4,672,956	2,598	5,51,937	10,39,91
Netherlands	2,083,910	311,222	1,859,928	1,264,097	8,845,986	2,65,330	31,990	1,18,576	1,62,365	12,58,27
Belgium	961,800	34,125	7,582	197,285	813,650	2,12,430	19,310	1,578	41,118	1,84,97
France	4,259,012	861,950	2,131,880	5,69,750	46,320	2,10,028
Italy	20,720	6,380
Turkey, Asiatic										
Red Sea	2,023	11,000	—	—	—	710	4,390	—	—	—
Persian Gulf	355,951	157,936	—	—	—	1,06,620	55,070	—	—	—
Mascat Territory and Trucial Oman	87,398	20,197	34,394	26,740	46,966	18,300	2,370	6,955	5,018	9,31
Other Native States in Arabia	141,008	64,297	33,763	28,193	5,994	47,340	17,590	11,490	7,390	2,24
Persia	23,559	114,368	..	6,393	1,260	4,880	11,340	..	1,740	40
Sumatra	600	18,866	17,386	17,820	..	300	6,000	5,848	6,05
Slam	782	10,660	1,564	28,210	..	180	5,115	795	14,08
Java	2,912
Formosa	13,719	2,280
China (exclusive of Hongkong and Macao)	85,280	5,460	9,345	4,410	2,000	1,78
Japan	121,421	790,732	614,952	431,813	682,117	46,160	2,26,200	1,42,747	1,17,000	1,58,26
Italian East Africa (Somal- land and Eritrea)	15,552	12,684	36,208	44,926	..	6,020	6,180	17,640	22,34
United States of America— Far Atlantic Coast	7,088	17,300	100	70	..	1,620	2,050	90	50	..
Other Foreign Countries	1,500	456	120	200	310	42
TOTAL FOREIGN COUNTRIES	8,065,380	2,077,107	4,230,964	5,109,913	14,700,151	12,78,670	4,91,400	5,16,823	9,13,410	26,48,55
Share of Bengal	10,382,572	1,331,440	2,415,709	3,693,572	9,882,261	16,36,680	8,59,380	4,43,218	12,12,873	13,51,67
.. Bombay	1,261,774	6,162,074	4,378,199	4,734,236	5,096,370	4,41,940	24,50,340	22,03,182	22,74,614	24,79,12
.. Sind	401,297	250,370	61,426	25,284	61,162	1,02,340	41,530	13,039	4,518	11,93
.. Madras	6,319,093	3,113,734	4,650,935	4,268,743	9,333,377	36,54,300	13,57,310	16,84,266	17,68,621	37,66,88
.. Burma	9,355,920	12,153,360	10,896,934	8,934,433	7,921,659	25,69,440	22,36,520	18,02,755	19,83,635	19,89,29
TOTAL	28,940,756	28,306,028	22,903,305	21,596,323	32,916,829	73,94,840	63,46,080	61,46,510	72,50,261	95,97,70

No. 14—continued

ARTICLES, AND COUNTRIES OF FINAL DESTINATION; ALSO SHARE OF EACH PROVINCE	QUANTITY					VALUE				
	1919-20	1920-21	1921-22	1922-23	1923-24	1919-20	1920-21	1921-22	1922-23	1923-24
						R	R	R	R	R
Tobacco—continued										
MANUFACTURED—										
Cigars (I. J.)—										
United Kingdom	Lbs. 108,004	Lbs. 50,615	Lbs. 71,010	Lbs. 38,719	Lbs. 71,823	1,06,330	78,060	63,782	72,401	67,176
Gibraltar	1,490	6 005	13,271	..	1	3,290	9,200	10,516	..	5
Aden and Dependencies	869	695	2,109	3,850	6,018	1,650	930	3,090	4,600	6,843
Mesopotamia*	—	—	10,355	4,490	4,303	—	—	20,009	13,186	12,093
Ceylon	20,872	44,904	15,819	22,236	37,718	30,760	52,730	20,710	25,720	30,077
Straits Settlements (including Labuan)	475,467	367,699	269,748	152,822	140,415	5,48,410	4,29,050	3,19,217	1,94,828	1,64,492
Federated Malay States	6,056	765	769	110	1,261	5,500	640	976	127	1,277
Egypt†	20,230	4,355	5,141	3,174	—	42,680	8,090	8,081	8,681	—
Cape of Good Hope	486	827	..	213	120	1,670	2,280	..	330	237
Natal	978	806	653	323	1,310	3,170	910	1,208	408	1,600
Zanzibar and Pemba	1,676	60	150	320	285	4,070	200	505	800	780
Kenya Colony	18,988	8,111	2,871	499	1,069	23,650	17,820	4,318	1,272	1,638
Tanganyika Territory	—	—	247	631	97	—	—	584	1,386	250
Mauritius and Dependencies	..	9,768	2,008	4,402	2,993	..	11,370	1,850	5,168	4,730
Bermudas	1,840	2,200
Western Australia	74	46	..	100	195	240	150	..	340	500
South Australia (including Northern Territory)	879	..	100	2,580	..	100
Victoria	136	40	10	240	4	116	48	23	2,225	4
New South Wales	694	148	238	146	668	1,150	260	375	612	1,377
Queensland	..	12	49	138	130	..	30	76	114	345
Australian Commonwealth (Total)	1,783	246	397	624	897	4,160	430	576	2,338	2,316
New Zealand (including Niuru and Br. Samoa)	2,549	154	19	785	273	7,510	120	24	2,410	885
Other British Possessions	1,000	400	621	440	1,432	1,680	440	1,216	920	2,281
TOTAL BRITISH EMPIRE	659,912	494,905	394,677	233,652	272,005	8,74,720	6,15,180	4,78,011	3,20,582	2,99,084
Norway	..	300	1,250	400	600	1,712	600	..
Denmark	..	1,768	6,080	1,030	4,030	11,588	1,700	..
Germany	..	860	200	300	50	..	1,040	200	400	60
Netherlands	308	2,989	1,958	96	3,270	450	2,620	2,914	101	3,180
Belgium	..	1,225	1,650
France	4,406	3,915	1,260	13,520	9,120	3,150
Spain	..	1,025	2,250
Turkey, European	..	4,484	2,654	1,260	3,100	..	15,360	7,795	2,250	6,012
Turkey, Asiatic	275	600	..
Persian Gulf	27,837	9,361	49,690	16,720
Smyrna	1,550	1,050	..
Egypt†	3,988	8,020
Persia	371	445	938	3,260	6,228	1,100	1,410	6,120	14,459	15,766
Sumatra	445	100	1,200	10,950	330	810	300	1,200	16,550	200
Java	652	75	798	10,628	27,337	460	170	1,340	10,162	24,790
Siam	27,372	32,972	80,070	44,739	32,004	27,810	29,140	27,987	44,487	32,408
Indo-China (including Cochin- China, Cambodia, Annam, Tonkin and French leased territories in China)	1,300	120	1,030	1,290	887	1,120	60	760	1,240	975
China (exclusive of Hong- kong and Macao)	1,357	1,470	2,614	1,338	1,503	2,510	2,830	6,140	3,280	6,933
German East Africa	475	1,056	910	2,040
United States of America—										
Pacific Coast	868	110	5	178	86	4,250	200	15	445	547
Pacific	175	179
Other Foreign Countries	568	337	122	728	347	1,660	1,080	314	1,087	845
TOTAL FOREIGN COUNTRIES	65,949	62,619	50,404	34,521	79,826	1,01,850	90,680	71,416	99,011	99,336
Share of Bengal	6,769	13,320	1,222	6,166	2,474	8,610	16,430	1,696	7,162	3,974
Dombou	40,962	31,793	32,392	10,223	13,842	1,14,430	55,990	69,407	33,098	34,516
Sind	9,093	2,664	2,734	750	1,611	15,590	9,010	6,248	1,660	1,173
Madras	132,782	75,640	94,906	99,244	111,541	2,34,210	1,04,790	1,17,671	1,38,400	1,20,174
Burma	617,865	434,207	313,828	201,791	222,633	6,03,300	3,18,670	3,51,504	2,45,305	2,38,583
TOTAL	725,861	557,524	445,081	318,173	351,831	9,76,070	7,03,860	5,49,425	4,19,593	3,98,419

* Included in Turkey, Asiatic prior to 1921-22.

† Shown as a Foreign country from 1923-24.

‡ Shown as "Tanganyika Territory" under the British Empire from 1921-22.

GENERAL EXPORTS

(798)

INDIAN MERCHANDISE

No. 14—continued

ARTICLES, AND COUNTRIES OF FINAL DESTINATION; ALSO SHARE OF EACH PROVINCE	QUANTITY					VALUE				
	1919-20	1920-21	1921-22	1922-23	1923-24	1919-20	1920-21	1921-22	1922-23	1923-24
	Lbs.	Lbs.	Lbs.	Lbs.	Lbs.	R	R	R	R	R
Tobacco—continued										
MANUFACTURED—continued										
Cigarettes (I. J)—										
Aden and Dependencies	228	60	75	1,600	100	500
Mesopotamia*	—	—	1,561	82	334	—	—	3,385	100	1,270
Bahrain Islands	2,918	250	..	202	52	9,510	400	..	700	130
Ceylon	543	1,004	2,027	32,809	2,103	1,410	2,730	5,970	34,892	3,162
Hongkong	1,127	164	1,935	200
Egypt†	3,285	125	—	1,000	165	—
Zanzibar and Pemba	2,308	2,409	7,457	8,814	6,949	4,830	2,600	6,397	9,491	8,234
Ken ya Colony	22,621	..	60	34,290	..	210
Mauritius and Dependencies	2,313	329	1,800	350
Canada—										
Via Atlantic Coast	28,410	31,740
Other British Possessions	947	688	366	58	15	1,730	460	1,150	399	66
TOTAL BRITISH EMPIRE	32,750	27,821	11,546	45,525	9,946	54,370	38,030	17,612	40,482	13,412
Belgium	112	1,100
Turkey, Asiatic										
Persian Gulf	214,265	64,532	—	—	—	4,34,680	64,760	—	—	—
Alaska Territory and Trustal Oman	74	..	836	368	..	410	..	2,150	210	..
Other Native States in Arabia	900	..	1,200	4,410	..	4,800
Perala	11,673	260	..	525	..	51,830	400	..	800	..
Java	300	1,240	2,000	2,400	..
Japan	627	4,520	3,080	1,410	7,800	7,700
Celbes and other Islands	17,320	7,840
German East Africa†	1,025	..	—	—	—	1,550	..	—	—	—
Other Foreign Countries	30	458	18	87	..	140	120	18	156	..
TOTAL FOREIGN COUNTRIES	245,914	69,760	5,434	2,220	112	5,02,270	73,080	10,668	3,566	1,100
Share of Bengal	23,638	..	3,813	2,069	396	11,870	..	3,047	2,832	436
Bombay	137,664	89,903	7,243	11,637	7,933	4,73,590	99,490	15,365	16,376	12,434
Sind	61,695	2,400	2,397	1,344	..	61,560	3,300	5,535	750	..
Madras	150	..	129	31,230	1,574	300	..	615	30,049	1,492
Burma	5,717	5,278	3,398	1,465	105	9,320	3,320	9,718	2,991	160
TOTAL	278,664	97,581	10,080	47,745	10,058	5,56,640	1,11,110	34,280	53,048	14,512
Other sorts (I. J)—										
United Kingdom	62,516	221,858	..	7,640	1,10,929	..
Aden and Dependencies	15,720	13,084	20,234	5,536	..	2,630	2,575	3,120	1,204
Mesopotamia*	—	—	1,821	..	99	—	—	2,286	..	400
Bahrain Islands	17,292	1,468	11,500	6,030	11,548	4,620	630	2,440	2,150	3,865
Maldives	240,537	99,232	111,236	79,362	2,18,907	31,310	12,580	11,680	10,309	20,145
Ceylon	94,256	50,017	70,149	50,914	168,534	34,500	28,800	48,705	45,913	1,07,934
Straits Settlements (including Labuan)	217,506	362,019	510,985	570,442	181,701	1,28,000	1,79,870	2,66,151	3,07,887	97,693
Egypt†	78,687	260	8,960	..	—	17,060	400	5,600	..	—
British West India Islands	4,000	14,000
Other British Possessions	1,751	1,242	342	8,462	1,600	1,780	1,240	520	2,281	1,381
TOTAL BRITISH EMPIRE	721,545	633,958	727,677	956,402	587,925	2,25,510	2,40,130	3,39,957	4,81,889	2,32,622

* Included in Turkey, Asiatic prior to 1921-22.
† Shown as a foreign country from 1921-22.

No. 14—continued

ARTICLES, AND COUNTRIES OF FINAL DESTINATION; ALSO SHARE OF EACH PROVINCE	QUANTITY					VALUE				
	1919-20	1920-21	1921-22	1922-23	1923-24	1919-20	1920-21	1921-22	1922-23	1923-24
BRISCOO—continued										
MANUFACTURED—continued										
Other sorts (I. J)—continued	Lbs.	Lbs.	Lbs.	Lbs.	Lbs.	R	R	R	R	R
Belgium		720	18,750	..	500	1,370
Turkey, Asiatic		
Red Sea	8,928	6,160	1,800	4,170
Persian Gulf	43,554	10,304	29,210	780
Maskat Territory and Trucial Oman	10,882	27,927	26,967	21,620	34,408	11,890	12,580	10,418	18,795	15,422
Other Native States in Arabia	46,568	..	20,865	22,841	19,078	20,480	..	3,025	4,728	6,980
Sumatra	1,642	..	1,400	..	8,572	1,200	..	560	..	8,471
Java	6,118	14,419	18,462	15,848	11,348	4,020	8,700	12,555	9,925	6,950
Slam	81,902	129,452	66,599	67,901	88,327	40,400	68,730	33,134	33,585	10,127
Other Foreign Countries	815	929	1,851	2,358	465	550	570	926	988	719
TOTAL FOREIGN COUNTRIES	200,890	189,911	185,134	180,568	125,944	1,09,140	91,090	60,618	68,021	54,039
Share of Bengal	498,979	168,079	233,621	387,548	384,550	79,330	45,350	42,492	1,30,500	53,547
" Bombay	38,189	10,429	9,862	3,895	7,716	30,200	6,990	6,701	2,046	3,737
" Sind	64,677	35,969	12,568	18,074	16,427	32,970	12,690	10,115	12,878	12,212
" Madras	35,176	34,166	48,237	45,300	110,903	27,110	27,310	46,322	44,918	1,03,945
" Burma	285,554	475,226	558,603	632,063	193,943	1,65,040	2,38,810	2,94,045	3,45,268	1,11,140
TOTAL	922,444	723,869	862,811	1,086,970	718,860	3,34,650	3,31,220	4,00,675	5,44,910	2,86,001
Tbt & Tobacco—	Lbs.	Lbs.	Lbs.	Lbs.	Lbs.					
United Kingdom	12,864,717	1,727,719	3,030,701	3,837,887	5,467,897	27,34,800	5,50,580	9,29,187	17,17,740	16,59,285
Gibraltar	1,499	8,005	18,271	..	1	3,290	0,200	30,585	..	5
Cyprus	20,000	..	46,265	102	..	10,000	..	14,072	255	..
Aden and Dependences	874,255	6,119,582	4,794,349	4,563,112	5,049,420	3,05,980	23,66,400	21,89,048	22,10,816	24,50,527
Mesopotamia*	32,465	4,572	4,744	28,085	13,280	13,770
Bahrain Islands	146,958	40,480	23,932	88,542	32,247	51,920	11,110	5,887	25,298	8,776
Maldives	259,617	99,232	112,580	91,480	227,711	35,100	12,560	12,048	14,371	29,218
Ceylon	271,304	165,304	184,781	190,875	271,878	1,13,870	1,08,640	1,06,683	1,43,467	2,03,816
Straits Settlements (including Labuan)	8,497,207	8,259,290	5,589,691	4,323,437	8,940,251	16,12,620	17,00,510	10,54,498	19,75,868	19,66,351
Federated Malay States	1,196,373	1,389,555	1,274,873	1,280,705	1,332,781	4,44,460	4,02,680	5,08,788	5,08,897	6,00,312
Hongkong	2,612,118	9,353,873	6,616,385	3,284,806	2,629,950	4,84,760	13,60,040	9,76,007	5,82,458	5,05,576
Egypt†	408,157	50,581	15,727	7,007	..	1,79,940	25,080	15,496	9,042	..
Cape of Good Hope	486	827	..	6,987	120	1,070	2,280	..	1,145	287
Natal	978	343	658	448	1,210	2,170	1,030	1,298	1,074	1,600
Zanzibar and Pemba	5,309	3,611	8,005	10,808	6,868	9,950	3,720	7,232	10,581	9,683
Kenya Colony	46,659	8,111	7,906	10,906	1,464	65,820	17,540	6,038	6,557	2,108
Tanganyika Territory	247	681	97	584	1,886	260
Mauritius and Dependences	..	21,094	2,522	7,728	6,562	..	18,050	2,100	7,418	8,905
Canada—										
Vt Atlantic Coast	..	23,710	31,740
Bermudas	1,810	2,290
British West India Islands	..	4,000	784	482	450	..	14,000	225	246	480
British Guiana	112	6,382	..	220	3,080	..
Western Australia	74	46	..	100	195	240	150	..	340	590
South Australia (including Northern Territory)	879	..	100	2,580	..	100
Victoria	186	40	10	2,740	4	180	40	25	2,056	4
New South Wales	604	32,348	238	146	668	1,160	3,020	376	212	1,377
Queensland	..	13	49	138	130	..	70	76	111	245
<i>Australian Commonwealth (Total)</i>	<i>1,783</i>	<i>32,446</i>	<i>397</i>	<i>3,124</i>	<i>997</i>	<i>4,160</i>	<i>3,240</i>	<i>676</i>	<i>3,619</i>	<i>2,316</i>
New Zealand (including Nauru and Br. Samoa)	2,549	154	19	810	273	7,510	120	24	2,570	885
Other British Possessions	454	..	621	33	1,033	1,670	..	1,468	160	1,765
TOTAL BRITISH EMPIRE	22,208,583	22,285,845	19,756,239	17,721,989	19,085,554	72,70,770	67,45,020	64,65,267	71,88,804	74,04,270

* Included in Turkey, Asiatic, prior to 1921-22.
† Shown as a Foreign Country from 1923-24.

GENERAL EXPORTS,

(800)

INDIAN MERCHANDISE

No. 14—continued

ARTICLES, AND COUNTRIES OF FINAL DESTINATION; ALSO SHARE OF EACH PROVINCE	QUANTITY					VALUE				
	1919-20	1920-21	1921-22	1922-23	1923-24	1919-20	1920-21	1921-22	1922-23	1923-24
Tobacco—concluded										
<i>Total Tobacco—continued</i>	Lbs.	Lbs.	Lbs.	Lbs.	Lbs.	R	R	R	R	R
Russia	..	113,231	1,250	400	33,000	..	61,510	1,712	600	4,500
Norway	..	51,768	6,091	1,030	8,200	11,013	1,700	..
Denmark	..	866	15,941	3,095,454	4,673,006	..	1,040	2,808	5,52,343	10,39,978
Germany	2,084,218	314,211	1,861,888	1,204,192	8,349,250	2,05,780	34,610	1,16,490	1,62,466	12,56,468
Netherlands	961,800	36,070	7,562	197,385	832,621	2,12,430	21,460	1,578	41,118	1,37,448
Belgium	4,203,418	365,866	2,133,140	5,83,270	55,510	2,19,178
France	..	1,025	2,250
Spain	20,720	68	6,339	119
Italy	..	4,485	2,854	1,260	3,100	..	15,350	7,795	2,250	6,012
Turkey, European	275	600	..
Turkey, Asiatic	5,946	17,160	2,510	8,560
Red Sea	641,607	242,133	6,20,200	1,37,330
Persian Gulf	1,550	1,050	..
Smyrna
Mascat Territory and Trucial Oman	108,879	48,124	62,197	48,788	81,874	30,200	16,440	10,523	19,023	24,736
Other Native States in Arabia	188,471	64,297	60,328	51,184	25,070	78,230	17,510	19,324	12,868	9,220
Persia	36,122	115,382	1,616	11,148	7,628	58,340	13,600	6,897	17,432	16,448
Sumatra	2,087	700	21,466	34,286	21,728	2,010	600	7,760	22,398	9,721
Java	6,770	14,494	19,550	27,716	41,597	4,480	8,950	15,895	22,487	33,196
Celebes and other Islands	17,320	7,940
Siam	109,274	163,364	107,347	114,286	94,141	68,300	93,170	66,354	70,017	65,708
Indo-China (including Cochin-China, Cambodia, Annam, Tonkin and French leased territories in China)	1,900	870	1,030	1,290	887	1,120	810	760	1,240	975
Formosa	..	18,719	2,290
China (exclusive of Hongkong and Macao)	1,683	2,080	38,610	7,007	11,186	2,780	2,950	10,694	5,885	8,609
Japan	122,048	795,252	618,032	481,813	682,117	46,570	2,34,000	1,50,447	1,17,009	1,53,268
Egypt*	1,560	1,056	3,088	8,020
German East Africa	2,460	2,040
Italian East Africa (Somaliland and Eritrea)	..	15,562	12,684	36,206	44,926	..	6,020	6,160	17,640	22,340
United States of America—										
Via Atlantic Coast	7,951	17,410	105	1,377	86	9,870	2,260	105	945	547
" Pacific "	176	174
Other Foreign Countries	2,028	543	252	623	354	1,780	1,140	366	837	478
TOTAL FOREIGN COUNTRIES	8,578,142	2,309,157	4,471,938	5,327,208	14,906,033	19,91,430	7,46,250	6,65,523	10,79,008	28,03,031
Share of Bengal	11,410,888	1,612,834	2,654,265	4,030,356	10,270,011	17,26,430	3,20,170	4,90,362	13,62,707	14,69,932
" Bombay	1,548,549	6,534,199	4,927,696	4,766,090	5,126,111	10,60,160	26,13,280	22,04,655	23,26,132	25,31,561
" Sind	536,862	291,403	29,146	45,452	79,230	2,12,590	66,530	34,537	19,696	25,347
" Madras	7,017,170	3,228,490	4,794,268	4,434,517	10,177,595	28,15,920	14,89,970	18,48,374	19,76,078	39,90,995
" Burma	10,363,566	13,068,071	11,772,813	9,789,797	8,338,340	23,47,100	30,02,320	24,61,922	25,83,199	23,39,166
TOTAL	30,876,725	24,685,002	24,228,178	23,040,211	33,901,587	92,62,200	74,62,270	71,30,790	82,67,812	1,02,67,301
Toys and requisites for games and sports, including fishing tackle (other than firearms) (III. V)—										
United Kingdom	60,250	24,970	49,980	72,235	1,08,785
Aden and Dependencies	5,250	1,940	150	3,035	356
Bahrain Islands	160	..	1,625	..	60
Mesopotamia	5,314	10,342	11,122
Maldives	116	950	1,160
Ceylon	2,230	1,750	10,140	5,636	7,376
Straits Settlements (including Labuan)	6,900	3,760	3,858	3,886	9,984
Hongkong	11,090	1,250	540	207	678
Egypt*	8,520	2,680	1,471	5,834	..
Cape of Good Hope	810	117	1,393	1,300
Natal	1,980	5,310	14,688	12,847	8,248
Zanzibar and Pemba	1,000	1,200	800	75	700
Kenya Colony	4,130	2,450	732	1,189	1,282
Mauritius and Dependencies	140	..	352	51	1,480
British Guiana	300	4,250	64	..
Canada—										
Via Atlantic Coast	516	..	1,730
" Pacific Coast "	90	185	..
Western Australia	10	180	..	2,204	76
South Australia (including Northern Territory)	150	1,655	6,111
Victoria	360	610	207	7,698	6,377
New South Wales	1,780	11,650	10,362	17,650	8,113
Queensland	56

* Shown as a Foreign country from 1922-23

No. 14—continued

ARTICLES, AND COUNTRIES OF FINAL DESTINATION; ALSO SHARE OF EACH PROVINCE	QUANTITY					VALUE				
	1919-20	1920-21	1921-22	1922-23	1923-24	1919-20	1920-21	1921-22	1922-23	1923-24
Toys and requisites for games and sports (in- cluding fishing tackle other than firearms) (III.V) —continued										
<i>Australian Commonwealth (Total)</i>	—	—	—	—	—	2,240	12,650	10,689	22,207	21,940
<i>New Zealand (including Nauru and Br. Samoa)</i>	—	—	—	—	—	1,760	6,080	539	6,782	3,276
<i>Fiji Islands</i>	—	—	—	—	—	—	900	250	1,075	18
<i>Other British Possessions</i>	—	—	—	—	—	780	990	865	612	1,377
TOTAL BRITISH EMPIRE	—	—	—	—	—	1,06,600	1,01,040	1,07,056	1,66,674	1,10,880
<i>Sweden</i>	—	—	—	—	—	—	—	—	150	2,438
<i>Netherlands</i>	—	—	—	—	—	—	140	388	3,150	371
<i>Belgium</i>	—	—	—	—	—	800	150	1,675	5,198	4,104
<i>France</i>	—	—	—	—	—	7,400	270	16	54	3,066
<i>Switzerland</i>	—	—	—	—	—	1,750	980	7,820	2,400	6,065
<i>Italy</i>	—	—	—	—	—	30	—	1,055	400	6,504
<i>Austria</i>	—	—	—	—	—	—	700	1,350	—	150
<i>Turkey, European</i>	—	—	—	—	—	—	—	—	1,500	—
<i>Turkey, Asiatic</i>	—	—	—	—	—	—	—	—	—	—
<i>Persian Gulf</i>	—	—	—	—	—	10,650	9,890	—	—	—
<i>Persia</i>	—	—	—	—	—	1,810	910	200	1,422	2,307
<i>Java</i>	—	—	—	—	—	150	710	360	215	1,150
<i>Siam</i>	—	—	—	—	—	940	610	—	2,808	361
<i>China (exclusive of Hong- kong and Macão)</i>	—	—	—	—	—	3,670	160	—	1,378	—
<i>Japan</i>	—	—	—	—	—	320	150	5,315	—	870
<i>Egypt*</i>	—	—	—	—	—	—	—	—	—	3,451
<i>Portuguese East Africa</i>	—	—	—	—	—	870	1,100	—	460	400
United States of America—										
<i>Via Atlantic Coast</i>	—	—	—	—	—	4,780	25,500	24,604	29,397	47,000
<i>" Pacific</i>	—	—	—	—	—	1,680	8,450	1,105	—	4,207
<i>Argentine Republic (in- cluding the Atlantic Coast of Patagonia)</i>	—	—	—	—	—	410	2,040	—	—	—
<i>Hawaii</i>	—	—	—	—	—	—	1,120	—	—	—
<i>Other Foreign Countries</i>	—	—	—	—	—	3,150	310	1,869	2,501	2,008
TOTAL FOREIGN COUNTRIES	—	—	—	—	—	37,760	53,270	45,632	51,010	85,047
<i>Share of Bengal</i>	—	—	—	—	—	53,060	66,810	39,208	46,628	67,738
<i>" Bombay</i>	—	—	—	—	—	70,260	63,910	77,411	1,07,038	1,10,698
<i>" Sind</i>	—	—	—	—	—	2,450	3,330	9,483	37,603	56,403
<i>" Madras</i>	—	—	—	—	—	13,360	29,230	26,269	14,089	39,379
<i>" Burma</i>	—	—	—	—	—	110	630	36	326	698
TOTAL	—	—	—	—	—	1,44,260	1,54,310	1,52,707	2,07,684	2,45,336
Umbrellas, including Para- sols and Sunshades (III. V) —										
<i>United Kingdom</i>	No. 428	No. 221	No. 885	No. 1,040	No. 238	900	910	2,924	6,610	510
<i>Aden and Dependencies</i>	1,296	556	744	810	408	3,120	1,560	2,150	2,400	1,125
<i>Mesopotamia†</i>	—	—	1,392	300	372	—	—	5,480	750	1,350
<i>Hahrain Islands</i>	1,548	324	78	326	1,944	3,720	920	100	900	5,400
<i>Ceylon</i>	857	3,746	4,915	36,420	29,140	4,150	11,600	17,604	1,11,562	81,341
<i>British Settlements (including Labuan)</i>	612	3,749	972	2,339	3,313	1,770	10,020	3,650	7,325	8,208
<i>Federated Malay States</i>	—	—	—	48	372	—	—	—	260	1,400
<i>Egypt*</i>	180	1,790	2	2	—	600	6,010	80	30	—
<i>Zanzibar and Pemba</i>	264	300	680	1,800	600	800	750	2,200	5,500	2,400
<i>Kenya Colony</i>	2,532	—	—	648	984	6,830	—	—	1,700	2,600
<i>Anglo-Egyptian Sudan</i>	—	—	660	—	—	—	—	1,700	—	—
<i>Mauritius and Dependencies</i>	1,200	744	240	4,362	4,910	4,000	3,100	800	14,860	10,750
<i>Seychelles</i>	—	—	36	84	—	—	—	190	500	—
<i>Fiji Islands</i>	—	24	408	342	991	—	50	1,000	1,015	2,568
<i>Other British Possessions</i>	—	11	317	298	2	—	110	785	855	30
TOTAL BRITISH EMPIRE	8,917	11,465	11,289	49,299	43,343	25,050	35,010	38,813	1,54,057	1,18,400
<i>Turkey, Asiatic</i>	—	—	—	—	—	—	80	—	—	—
<i>Red Sea</i>	—	24	—	—	—	—	1,920	—	—	—
<i>Persian Gulf</i>	1,842	648	—	—	—	5,290	—	—	—	—
<i>Native States in Arabia other than Maskat Territory and Trucial Oman</i>	120	48	372	—	—	300	160	1,500	—	—
<i>Persia</i>	444	201	12	396	396	1,510	600	—	1,500	1,210
<i>Egypt*</i>	—	—	—	—	6	—	—	—	—	7
<i>Portuguese East Africa</i>	1,812	666	1,344	996	1,080	5,080	1,950	4,850	2,300	1,450
<i>Madagascar</i>	1,920	—	—	—	—	4,150	—	—	—	—
<i>Reunion</i>	864	—	—	—	—	2,880	—	—	—	—
<i>Other Foreign Countries</i>	72	6	140	620	1,234	200	50	263	1,620	2,121
TOTAL FOREIGN COUNTRIES	7,074	1,626	1,683	2,012	2,716	19,410	4,810	6,577	5,429	4,782

* Shown as a Foreign country from 1921-24.
† Included in Turkey, Asiatic prior to 1921-22.

GENERAL EXPORTS

INDIAN MERCHANDISE

No. 14—continued

ARTICLES, AND COUNTRIES OF FINAL DESTINATION; ALSO SHARE OF EACH PROVINCE	QUANTITY					VALUE				
	1919-20	1920-21	1921-22	1922-23	1923-24	1919-20	1920-21	1921-22	1922-23	1923-24
Umbrellas, including Parasols and Sunshades (III. V) — continued	No.	No.	No.	No.	No.	R	R	R	R	R
Share of Bengal	10	2,477	2,356	6,745	18,385	30	6,530	6,220	17,929	42,9
" Bombay	15,234	3,650	10,388	42,372	26,066	42,860	23,160	36,084	1,31,646	76,5
" Sind	8	30
" Madras	897	1,465	151	344	147	3,190	4,030	1,048	889	5
" Burma	114	499	464	1,850	1,401	220	1,120	2,138	8,622	4,7
TOTAL	15,991	13,091	13,157	51,311	46,059	45,330	39,840	46,490	1,60,086	1,23,14
Vehicles (excluding Locomotives, etc., for Railways)—										
Carriages and carts (III. V)—	No.	No.	No.	No.	No.					
Aden and Dependencies	6	1	3,750	205	..
Mesopotamia*	18	56	28	14,100	46,100	26,6
Bahrain Islands	5	2,330	..	2,9
Ceylon	9	10	30	2	5	7,310	6,000	1,990	450	..
Straits Settlements (including Labuan)	..	2	1	2	400	1,000	50	..
Zanzibar and Pemba	..	22	1	2,130	2,000
Kenya Colony	11	1,785	..
Tanganyika Territory	24	12,500	..
Other British Possessions	2	1	3	240	300	1
TOTAL BRITISH EMPIRE	11	37	61	97	30	7,550	10,520	23,680	61,480	20,8
Turkey, Asiatic
Persian Gulf
Persia	50	6	19,490	3,350
Java	2	5	3	3,000	1,130	2,2
Siam	2	2,400
Other Foreign Countries	..	2	1,100
TOTAL FOREIGN COUNTRIES	54	20	1	3	0	24,890	6,430	80	960	2,84
Share of Bengal	3	1	2,620	1,000
" Bombay	57	51	20	90	41	26,100	14,350	16,370	57,640	31,6
" Sind	4	2	11	5	4	3,700	1,100	6,950	4,000	1,94
" Madras	1	..	31	3	..	20	..	1,500	750	..
" Burma	..	3	..	2	500	..	50	..
TOTAL	65	57	62	100	45	32,440	16,950	23,760	62,440	32,66
Parts of carriages and carts (III. P)—										
Aden and Dependencies
Mesopotamia*	3,950	500	3,350	897	97
Ceylon	1,005	6,684	2,10
Kenya Colony	3,640	640	290	1,320	20,91
Tanganyika Territory	6,400	2,550	1,03
Mauritius and Dependencies	70
Other British Possessions	910	400	710	384	66
TOTAL BRITISH EMPIRE	8,500	3,340	11,805	10,635	26,38
Turkey, Asiatic
Persian Gulf
Philippine Islands and Guam	9,380	1,820
Portuguese East Africa	3,500
Other Foreign Countries	1,050	200	150	40	71
TOTAL FOREIGN COUNTRIES	10,430	7,200	150	40	71
Share of Bengal
" Bombay	570	6,640	411
" Sind	11,480	3,070	10,725	8,455	25,326
" Madras	3,260	1,820	500	770	..
" Burma	3,680	10	290	1,320	703
TOTAL	18,930	10,540	11,815	10,575	26,404
Wigs, parts of (including Laminates and Boats) (III. P)—										
Aden and Dependencies
Bahrain Islands	700	..	2,400	1,880	840
Maldives	1,260	..	360	211
Ceylon	1,200	112
Other British Possessions	2,200	100	1,810	4,815	750
TOTAL BRITISH EMPIRE	3,600	2,010	6,251	7,765	2,733
Mascat Territory and Trucial Oman	70	670	1,501	3,030	820
Other Native States in Arabia	1,170	2,590	2,275	7,180	620
Yemen	870	1,140	100	630	100
Other Foreign Countries	530	..	250	100	20
TOTAL FOREIGN COUNTRIES	3,230	4,300	4,126	10,940	1,866

* Included in Turkey, Asiatic prior to 1921-22.

No. 14—continued.

ARTICLES, AND COUNTRIES OF FINAL DESTINATION; ALSO SHARE OF EACH PROVINCE.	QUANTITY					VALUE				
	1010-20	1020-21	1021-22	1022-23	1023-24	1010-20	1920-21	1021-22	1022-23	1023-24
						R	R	R	R	R
Vehicles (excluding Locomotives, etc., for Railway)— contd.										
Ships, parts of (including Launches and Boats) (III, P)— contd.										
Share of Bengal	—	—	—	—	—	—	—	60	—	—
„ Bombay	—	—	—	—	—	1,270	260	5,351	2,795	886
„ Sind	—	—	—	—	—	630	—	2,145	—	310
„ Madras	—	—	—	—	—	6,240	6,150	2,511	15,500	3,373
TOTAL	—	—	—	—	—	7,140	6,400	10,377	18,695	4,569
Total value of vehicles, etc.	—	—	—	—	—	58,510	33,800	13,002	91,710	63,723
Wax of all kinds, other than Paraffin wax (excluding candles) (II, E)—										
	Cwts.	Cwts.	Cwts.	Cwts.	Cwts.					
United Kingdom	2,641	425	84	638	6,331	2,88,620	43,640	3,280	32,474	1,74,641
Bahrain Islands	14	1	4	1,200	100	900
Ceylon	205	340	94	122	121	17,550	27,160	7,962	12,836	11,929
Straits Settlements (including Labuan)	38	2,049	4,600	2,065	2,035	2,700	1,65,480	4,72,086	1,77,732	1,32,630
Federated Malay States	124	189	2,844	6,309
Hongkong	65	527	104	2,290	4,000	5,610	59,030	6,022	54,100	91,100
Cape of Good Hope	1,500	9,274	34,125	2,61,900
Natal	2,300	52,325
Victoria	40	20	3,520	1,762
New South Wales Australian Commonwealth (Total)	40	20	..	800	18,200
New Zealand (including Nauru and Br. Samoa)	14	..	5	..	2,800	1,410	..	589	..	1,08,925
Other British Possessions	1	3	1	5	6	100	220	110	246	290
TOTAL BRITISH EMPIRE	2,978	3,694	4,767	6,744	28,860	3,17,100	2,09,140	4,01,811	3,14,150	6,58,839
Russia—										
Northern Russia	23	1,880
Germany	18	..	10	14	..	1,200	..	1,000	1,400
Netherlands	380	400	800	36,470	9,100	18,200
Belgium	90	10,800
France	147	2	14,700	70
Italy	12	500	1,700	960	11,376	40,950
Austria }	25	2,040
Hungary }
Java	3	288	347	88	75	460	20,060	37,352	10,500	6,680
Sumatra	5	5	117	143	897	480	550	10,728	5,060	25,274
Indo-China (including Cochin China, Cambodia, Annam, Tonkin and French leased territories in China)	3	..	2,700	EU	..	61,425
Japan	119	183	..	5,000	22,664	10,210	13,800	..	1,13,750	5,16,681
Portuguese East Africa	3,000	68,260
United States of America— Fid. Atlantic Coast	46	1,976	5,770	49,588
Other Foreign Countries	32	2	14	2,120	240	1,048
TOTAL FOREIGN COUNTRIES	809	471	461	6,141	33,776	83,460	37,300	49,108	1,50,876	7,87,348
Share of Bengal	2,544	3,699	4,235	1,622	1,283	2,87,440	3,00,910	4,63,107	1,08,907	1,12,508
„ Bombay	1,015	309	686	202	168	91,420	19,670	43,964	22,507	21,186
„ Sind	2	190	10
„ Madras	209	141	89	111	96	19,440	14,270	8,779	11,361	9,293
„ Burma	17	16	239	10,960	61,149	2,970	1,640	25,149	2,62,256	15,02,933
TOTAL	3,787	4,165	5,243	12,885	62,676	4,00,640	3,36,440	5,40,999	4,65,031	16,45,807
Wood and Timber— TIMBER, other than RAILWAY SLEEPERS—										
Teak wood (II, R)—	Cubic tons	Cubic tons	Cubic tons	Cubic tons	Cubic tons					
United Kingdom	42,475	25,493	6,088	14,723	22,667	27,95,200	70,82,700	17,77,456	43,75,615	67,24,204
Aden and Dependencies	9	68	28	6	10	4,460	14,950	11,490	3,324	2,104
Mesopotamia*	398	110	45	1,02,123	16,454	7,165
Bahrain Islands	372	182	148	269	108	40,340	20,410	21,157	20,174	16,483
Maldives	25	2	4	8	12	5,160	460	1,360	500	1,920
Ceylon	630	2,981	1,605	2,514	3,947	1,07,310	4,51,990	2,48,421	3,77,582	5,79,426
Straits Settlements (including Labuan)	49	308	78	68	98	7,380	55,810	16,358	18,427	16,510
Hongkong	12	38	2	2,225	9,000	311
Egypt†	284	284	126	216	..	1,22,120	1,30,000	38,504	64,698	..
Cape of Good Hope	1,730	1,830	1,099	1,535	2,884	5,42,700	7,10,160	2,02,071	4,67,660	7,74,240

* Included in Turkey, Asiatic prior to 1921-22.
† Shown as a Foreign country from 1920-21.

GENERAL EXPORTS
INDIAN MERCHANDISE

(804)

No. 14—continued

ARTICLES, AND COUNTRIES OF FINAL DESTINATION; ALSO SHARE OF EACH PROVINCE	QUANTITY					VALUE				
	1919-20	1920-21	1921-22	1922-23	1923-24	1919-20	1920-21	1921-22	1922-23	1923-24
Wood and Timber—continued						R	R	R	R	R
TIMBER, other than RAILWAY SLEEPERS—continued										
Teak wood (II. R)—continued	Cubic tons	Cubic tons	Cubic tons	Cubic tons	Cubic tons.					
Natal	2,225	1,653	1,032	942	1,169	7,92,570	6,67,230	3,26,710	2,82,019	3,24,169
Transvaal	166	225	61,410	1,02,660
Zanzibar and Pemba	46	405	218	449	457	4,940	93,250	48,328	75,128	76,988
Kenya Colony	286	199	337	178	33	71,110	56,190	83,327	42,095	4,320
Tanganyika Territory	—	—	6	—	—	2,800
Anglo-Egyptian Sudan	—	—	2	—	—	1,200
Mauritius and Dependencies	276	599	635	721	1,247	28,860	95,800	1,50,932	1,38,619	2,03,304
Western Australia	160	158	48,200	56,270
Victoria	10	6	7	15	55	1,260	900	2,100	3,786	13,762
New South Wales	70	793	8	..	49	12,420	2,48,180	2,400	..	17,270
Queensland	10	7,850
Australian Commonwealth (Total)	250	957	15	15	104	64,730	3,05,350	4,500	3,786	31,162
New Zealand (including Nauru and Br. Samoa)	9	..	9	9	15	2,770	..	2,767	2,631	2,371
TOTAL BRITISH EMPIRE	48,882	36,185	12,740	21,800	32,796	1,16,51,800	97,89,120	36,37,328	59,00,621	87,79,466
Sweden	117	34,150
Denmark	37	62	11,787	19,639
Germany	1,499	794	2,558	798	..	4,58,360	2,38,678	7,46,302	2,26,125
Netherlands	85	222	816	900	1,157	25,580	70,060	2,44,858	2,80,427	2,61,609
Belgium	85	254	219	305	..	42,500	76,238	63,766	79,957
France	35	5	12	8,018	533	3,932
Italy	50	251	151	145	..	15,000	75,262	45,776	41,887
Greece	16	6,230
Turkey, Asiatic	37	5,550	..
Persian Gulf	469	764	—	—	—	62,720	1,27,170	..	—	—
Maskat Territory and Trucial Oman	18	..	29	112	79	2,150	210	2,725	8,204	6,610
Other Native States in Arabia	324	145	150	218	129	19,970	10,220	11,680	14,907	12,770
Persia	72	545	226	171	654	27,380	2,26,040	1,12,986	31,957	1,39,608
Hedjam Island	11	..	50	3,411
Java	25	3,790
China (exclusive of Hong- kong and Macao)	19	3,811	300
Japan	74	..	5	22,001	..	672
Philippine Islands and Guam	1,301	2,45,380
Egypt*	689	1,61,472
Portuguese East Africa	220	269	541	1,001	1,782	62,770	78,390	1,71,677	3,07,948	4,75,244
United States of America— Vid Atlantic Coast	1,158	467	76	1,070	1,592	4,11,380	1,47,040	28,431	5,92,170	4,77,652
„ Pacific „	25	7,875
Chile (including the Pacific Coast of Patagonia)	19	2,280
Other Foreign Countries	8	..	1	712	175	200
TOTAL FOREIGN COUNTRIES	3,778	4,087	3,279	7,396	7,301	8,94,270	11,80,060	10,01,541	21,13,368	19,14,558
Share of Bengal	484	473	137	15	473	1,23,220	1,92,550	20,115	3,464	99,071
„ Bombay	379	347	566	187	612	1,14,670	3,31,350	2,48,506	50,408	1,46,491
„ Sind	10	16	139	..	16	2,040	5,430	28,482	175	4,153
„ Madras	1,044	632	420	814	447	1,21,370	68,370	62,130	64,855	58,956
„ Burma	50,893	37,404	14,757	28,180	38,549	1,21,84,770	1,03,70,930	42,89,631	78,86,987	1,03,85,453
TOTAL	52,610	39,272	16,019	29,196	49,097	1,25,46,070	1,09,69,180	46,38,864	80,13,989	1,06,94,024
Other timber (II. R)—	Cubic tons	Cubic tons	Cubic tons	Cubic tons	Cubic tons					
United Kingdom	636	1,087	450	358	947	87,500	1,30,730	66,412	40,206	1,37,569
Aden and Dependencies	205	306	24	39	41	17,400	36,130	2,952	5,889	14,152
Mesopotamia†	—	—	697	427	324	—	—	79,372	42,418	40,753
Bahrain Islands	517	810	294	392	393	28,870	21,970	19,216	25,292	22,473
Maldives	10	1	7	5	44	480	150	379	275	2,630
Ceylon	104	96	38	275	829	14,560	7,990	5,828	34,484	41,820
Straits Settlements (including Labuan)	6	..	89	620	..	8,750	..

No. 14—continued

ARTICLES, AND COUNTRIES OF FINAL DESTINATION; ALSO SHARE OF EACH PROVINCE	QUANTITY					VALUE				
	1919-20	1920-21	1921-22	1922-23	1923-24	1919-20	1920-21	1921-22	1922-23	1923-24
						R	R	R	R	R
Wood and Timber—continued										
Timber, other than Railway Sleepers—continued										
Other timber (II, B)—continued										
Hongkong	Cubic tons	Cubic tons	Cubic tons	Cubic tons	Cubic tons					
Egypt*	21	346	126	36	9	1,389	..	332
Cape of Good Hope	99	16	..	7	..	6,330	63,120	22,343	11,125	..
Natal	31	30	16	10,840	2,320	..	1,087	2,400
Zanzibar and Pemba	80	4,470	5,510
Kenya Colony	9	26	..	101	38	..	7,900	50	7,135	3,395
Other British Possessions	7	..	1	1,770	6,180	2,950	..	300
						380	..	630	16	..
TOTAL BRITISH EMPIRE	1,632	2,254	1,657	1,729	2,076	1,72,620	2,82,620	2,07,721	1,82,586	2,66,710
Germany	22	73	7	56	..	2,150	8,290	2,112	7,102
Netherlands	65	43	..	8	..	4,930	10,901	..	1,194
Belgium	14	83	840	4,630
France	200	28	5	47	5,580	29,410	5,017	..	5,818
Italy	6	10	507	2,303	..
Turkey, Asiatic			199	18,434
Red Sea	92	18,420	30
Persian Gulf	2,863	651	2,47,740	66,270
Maskat Territory and Trucial Oman	345	74	178	285	408	21,540	6,580	13,017	25,014	22,290
Other Native States in Arabia	1,551	929	685	678	348	88,010	77,040	42,411	35,279	19,399
Persia	395	1,881	272	480	276	24,420	3,72,700	42,801	94,190	20,417
China (exclusive of Hongkong and Amóio)	3	6	450	1,410
Japan	2	1	18	150	150	2,261
Egypt*	755	31,284
Portuguese East Africa	34	..	25	1	..	5,260	..	1,170	800
Italian East Africa (Somaliland and Eritrea)	2	3	10	400	460	3,500	..
United States of America—										
Via Atlantic Coast	12	30	..	74	..	4,000	13,400	..	18,477
Other Foreign Countries	1	1	260	123
TOTAL FOREIGN COUNTRIES	5,270	3,920	1,518	1,501	1,991	4,07,310	5,74,870	1,56,113	1,65,056	1,39,502
Share of Bengal	49	311	220	78	350	7,180	39,330	38,257	12,516	45,646
“ Bombay	2,312	2,115	276	502	364	2,53,200	4,64,930	69,275	1,23,378	67,349
“ Sind	1,327	436	366	134	147	1,04,920	43,010	91,688	16,313	9,338
“ Madras	2,929	2,720	1,612	1,909	2,610	1,71,530	2,28,400	1,52,048	1,32,214	2,04,277
“ Burma	285	593	201	607	596	42,790	81,220	22,669	63,019	79,132
TOTAL	6,902	6,174	3,175	3,230	4,057	5,79,930	8,57,390	3,63,824	3,47,642	4,07,312
Wood—										
Firewood (II, B)—										
Aden and Dependencies	90	59	..	1	..	1,950	1,280	..	16
Mesopotamia†	911	22	111	10,785	459	2,515
Bahrain Islands	1,383	562	689	271	391	27,390	11,910	14,134	5,414	7,857
Other British Possessions	16	3	18	14	4	170	50	375	390	42
TOTAL BRITISH EMPIRE	1,399	655	1,677	307	507	27,560	13,910	25,574	6,254	9,030
Turkey, Asiatic			31	576
Persian Gulf	122	177	2,290	3,700
Maskat Territory and Trucial Oman	94	95	226	125	209	1,770	1,500	3,889	2,710	4,255
Other Native States in Arabia	869	957	1,467	839	1,204	21,910	21,340	70,049	16,235	23,603
Persia	238	463	569	289	959	5,310	10,350	11,700	6,607	19,905
TOTAL FOREIGN COUNTRIES	1,373	1,602	2,263	1,253	2,372	31,860	36,890	46,814	25,552	47,712

* Shown as a Foreign country from 1923-24.
† Included in Turkey, Asiatic prior to 1921-22.

GENERAL EXPORTS

(806)

INDIAN MERCHANDISE

No. 14—continued

ARTICLES, AND COUNTRIES OF FINAL DESTINATION; ALSO SHARE OF EACH PROVINCE	QUANTITY					VALUE				
	1919-20	1920-21	1921-22	1922-23	1923-24	1919-20	1920-21	1921-22	1922-23	1923-24
						R	R	R	R	R
Wood and Timber—continued										
Wood—continued										
Firewood (II. B)—continued	Tons	Tons	Tons	Tons	Tons					
Share of Bombay	833	303	236	70	123	4,770	6,000	3,126	1,666	1,818
" Sind	2,484	2,022	3,616	1,477	2,752	63,830	44,460	77,605	29,784	55,833
" Madras	55	82	118	13	4	820	260	1,657	362	42
TOTAL	2,772	2,347	3,970	1,560	2,879	69,420	50,800	82,388	31,806	57,193
Ornamental wood—										
Ebony (II. B)—										
United Kingdom	—	—	—	—	—	1,600	2,340	1,220	2,166	900
Mesopotamia *	—	—	—	—	—	—	—	2,000	4,582	6,150
TOTAL BRITISH EMPIRE	—	—	—	—	—	1,600	2,340	3,220	6,748	6,050
Turkey, Asiatic	—	—	—	—	—	—	—	287	—	—
Persian Gulf	—	—	—	—	—	1,540	450	—	—	—
Egypt †	—	—	—	—	—	—	—	—	—	5,362
Other Foreign Countries	—	—	—	—	—	900	1,260	—	—	—
TOTAL FOREIGN COUNTRIES	—	—	—	—	—	2,440	1,710	287	—	5,362
Share of Bombay	—	—	—	—	—	—	—	220	—	—
" Madras	—	—	—	—	—	4,040	4,050	3,287	6,748	11,412
TOTAL	—	—	—	—	—	4,040	4,050	3,507	6,748	11,412
Sandal (II. B)—	Tons	Tons	Tons	Tons	Tons					
United Kingdom	197	106	8	30	76	3,76,270	1,97,910	12,740	54,851	1,10,711
Adon and Dependencies	19	3	3	4	3	18,860	3,100	8,290	4,760	4,585
Bahrain Islands	4	..	1	5,100	180	2,810	5,936	3,230
Ceylon	1	2	1,720	1,290	2,314	1,001	1,457
Straits Settlements (including Labuan)	370	425	..	1,100
Hongkong	12	83	4	30	9	27,740	59,570	7,870	48,720	15,475
Egypt †	56	31	8	8	—	1,22,040	47,050	17,155	11,455	—
Zanzibar and Pemba	2	1	2	2	..	2,120	1,500	1,170	2,002	1,630
Natal	860	..	1,280	1,440	275
Anglo-Egyptian Sudan	—	—	40	41	54	—	—	66,940	69,075	76,450
Other British Possessions	1	1,270	300	780	1,830	998
TOTAL BRITISH EMPIRE	291	174	67	115	144	5,56,860	3,11,390	1,21,763	1,95,870	2,15,971
Germany	145	118	149	2,81,702	1,94,274	2,00,205
Netherlands	6	79	87	1,500	1,32,417	1,40,532
Belgium	4	7,500	..
France	14	11	9	5	37	3,620	19,480	7,290	11,780	61,542
Italy	3	1	3,600	1,000
Turkey, Asiatic
Red Sea	450
Persian Gulf	3	4,800	770
Seyrin	2	650	2,650
Mascat Territory and Trucial Oman	10	6	5	3	3	6,390	4,340	3,368	10,827	11,860
Other Native States in Arabia	1	1,800	700	360	2,010	860
Perak	1	1	..	1,400	520	260	1,075	1,25
China (exclusive of Hong- kong and Macao)	5	11	27	32	75	10,530	22,340	51,366	61,920	1,20,43
Japan	1	17	89	41	18	1,240	20,150	1,80,025	77,281	26,54
Tunis	1,500	2,00
Egypt †	4	9,10
United States of America—										
West Atlantic Coast	183	23	30	103	220	3,41,900	47,130	45,542	1,46,032	3,10,18
Other Foreign Countries	70	..	100	470	94
TOTAL FOREIGN COUNTRIES	218	70	312	386	595	3,75,400	1,28,620	5,91,202	6,47,536	9,90,17

* Included in Turkey, Asiatic prior to 1921-22.

† Shown as a Foreign country from 1923-24.

No. 14—continued

ARTICLES, AND COUNTRIES OF FINAL DESTINATION; ALSO SHARE OF EACH PROVINCE	QUANTITY					VALUE				
	1919-20	1920-21	1921-22	1922-23	1923-24	1919-20	1920-21	1921-22	1922-23	1923-24
						₹	₹	₹	₹	₹
Wood and Timber—continued										
Wood—concluded										
Ornamental wood—continued										
Sandal (H. R.)—continued	Tons	Tons	Tons	Tons	Tons					
Share of Bengal	9	1	13	1	2	14,330	2,010	20,660	23,993	16,172
“ Bombay	129	118	169	236	266	2,13,300	1,94,010	2,95,031	3,75,288	6,03,452
“ Sind	1,000
“ Madras	371	129	207	261	463	7,03,920	2,43,620	3,98,940	4,42,629	6,97,496
“ Burma	4	8	..	370	425	1,600	4,422
TOTAL	509	244	379	501	719	9,32,050	4,40,010	7,12,065	8,43,400	11,22,148
Other kinds (H. R.)—										
United Kingdom	—	—	—	—	—	80,120	18,320	36,484	81,184	40,410
Aden and Dependencies	—	—	—	—	—	510	780	1,638	512	316
Mesopotamia*	—	—	—	—	—	—	—	2,154	976	..
Bahrain Islands	—	—	—	—	—	2,000	..	1,900
Ceylon	—	—	—	—	—	..	180	708	1,035	3,181
Hongkong	—	—	—	—	—	5,200
Kenya Colony	—	—	—	—	—	2,100	2,770	..	40	..
New South Wales	—	—	—	—	—	5,200	4,200
Australian Commonwealth (Total)	—	—	—	—	—	5,200	4,800
Other British Possessions	—	—	—	—	—	500	774	..
TOTAL BRITISH EMPIRE						85,250	22,080	43,574	89,720	51,922
Germany	—	—	—	—	—	56,794	66,502
Netherlands	—	—	—	—	—	..	1,600	2,400	2,077	4,242
Belgium	—	—	—	—	—	..	2,500	2,400
France	—	—	—	—	—	1,800	5,000	18,905
Italy	—	—	—	—	—	..	11,850
Turkey, Asiatic	—	—	—	—	—
Persian Gulf	—	—	—	—	—	1,780	1,210
Maskat Territory and Trucial Oman	—	—	—	—	—	200	2,000	1,600	2,200	272
Japan	—	—	—	—	—	1,000	1,872	2,448
Egypt †	—	—	—	—	—
United States of America— Vid Atlantic Coast	—	—	—	—	—	..	2,580	9,150	..	27,252
Other Foreign Countries	—	—	—	—	—	200	..	887	500	600
TOTAL FOREIGN COUNTRIES						2,180	21,240	16,837	69,409	1,24,481
Share of Bengal	—	—	—	—	—	230	..	2,288	644	3,600
“ Bombay	—	—	—	—	—	19,180	32,200	25,023	2,968	1,126
“ Sind	—	—	—	—	—	85,060	..	1,900	1,600	2,272
“ Madras	—	—	—	—	—	..	11,070	21,740	1,53,911	1,63,206
TOTAL						87,410	43,270	60,411	1,59,123	1,76,403
MANUFACTURES OF WOOD, other than FURNITURE AND CABINETWARE (H. R.)—										
United Kingdom	—	—	—	—	—	94,610	70,920	2,53,213	28,134	20,920
Gibraltar	—	—	—	—	—	..	1,500	7,300	1,440	2,410
Aden and Dependencies	—	—	—	—	—	2,990	9,430	6,636	6,871	11,952
Mesopotamia*	—	—	—	—	—	67,715	40,890	14,728
Bahrain Islands	—	—	—	—	—	18,140	4,990	8,529	4,289	8,477
Ceylon	—	—	—	—	—	26,270	35,660	45,397	70,490	84,686
Straits Settlements (including Labuan)	—	—	—	—	—	7,660	3,720	13,967	18,001	2,897
Federated Malay States	—	—	—	—	—	40	140	3,326	200	20
Hongkong	—	—	—	—	—	..	690	1,285	953	420
Egypt †	—	—	—	—	—	450	1,320	550
Natal	—	—	—	—	—	1,980	370	1,231	565	1,175
Zanzibar and Pemba	—	—	—	—	—	5,340	1,030	1,143	3,165	4,100
Kenya Colony	—	—	—	—	—	4,800	16,120	12,021	1,689	3,626
Tanganyika Territory	—	—	—	—	—	1,230	1,763
Somaliland Protectorate	—	—	—	—	—	8,210	1,290	9,000	1,916	60
Mauritius and Dependencies	—	—	—	—	—
Cape of Good Hope	—	—	—	—	—	1,517
United States of America— Vid Atlantic Coast	—	—	—	—	—	420	1,060	3,064	2,950	1,341
Other British Possessions	—	—	—	—	—
TOTAL BRITISH EMPIRE						1,12,620	1,36,440	4,41,714	1,92,320	1,29,150
France	—	—	—	—	—	..	510	1,160	200	..
Turkey, Asiatic	—	—	—	—	—	1,800	2,020
Red Sea	—	—	—	—	—	34,010	35,520
Persian Gulf	—	—	—	—	—

* Included in Turkey, Asiatic prior to 1921-22.

† Shown as a Foreign country from 1923-24.

GENERAL EXPORTS

(808)

INDIAN MERCHANDISE

No. 14—continued

ARTICLES, AND COUNTRIES OF FINAL DESTINATION; ALSO SHARE OF EACH PROVINCE	QUANTITY					VALUE				
	1919-20	1920-21	1921-22	1922-23	1923-24	1919-20	1920-21	1921-22	1922-23	1923-24
Wood and Timber—continued						R	R	R	R	R
MANUFACTURES OF WOOD, other than FURNITURE AND CABINET-WARE (III. G) - continued										
Maskat Territory and Trucial Oman	—	—	—	—	—	7,200	14,750	14,492	11,454	10,561
Other Native States in Arabia	—	—	—	—	—	8,436	4,670	6,676	18,936	10,630
Persia	—	—	—	—	—	2,32,430	78,610	25,796	22,734	84,555
Java	—	—	—	—	—	180	2,470	1,657	1,100	100
Siam	—	—	—	—	—	310	890	1,314	677	1,430
China (exclusive of Hongkong and Macao)	—	—	—	—	—	..	90	13,125	1,745	1,940
Japan	—	—	—	—	—	..	620	162	16	350
Portuguese East Africa	—	—	—	—	—	700	2,270	995	765	1,449
Italian East Africa (Somaliland and Eritrea)	—	—	—	—	—	200	10	..	1,850	1,804
United States of America— Vid Atlantic Coast	—	—	—	—	—	180	2,950	1,792	88	2,205
Other Foreign Countries	—	—	—	—	—	670	1,090	1,415	626	995
TOTAL FOREIGN COUNTRIES	—	—	—	—	—	2,38,260	1,47,130	74,563	59,610	1,22,163
Share of Bengal	—	—	—	—	—	42,650	38,120	62,762	52,662	18,695
„ Bombay	—	—	—	—	—	99,200	1,30,140	4,05,369	1,31,834	1,67,456
„ Sind	—	—	—	—	—	17,820	69,670	16,516	3,614	6,699
„ Madras	—	—	—	—	—	2,34,640	64,220	35,500	68,518	44,106
„ Burma	—	—	—	—	—	4,670	3,350	6,110	5,382	4,954
TOTAL	—	—	—	—	—	3,98,880	2,85,570	5,16,217	2,52,010	2,42,310
Total value of Wood and Timber—										
United Kingdom	—	—	—	—	—	1,03,77,800	75,04,990	21,47,826	45,87,956	70,34,820
Gibraltar	—	—	—	—	—	400	1,500	7,300	1,440	2,450
Aden and Dependencies	—	—	—	—	—	44,010	63,490	32,405	21,366	34,134
Mesopotamia*	—	—	—	—	—	—	—	2,74,148	1,00,094	81,179
Bahrain Islands	—	—	—	—	—	1,21,840	59,460	67,146	67,015	57,020
Maldives	—	—	—	—	—	6,750	730	2,044	1,527	4,954
Ceylon	—	—	—	—	—	1,50,030	4,96,240	2,97,333	4,93,954	6,60,617
Straits Settlements (including Labuan)	—	—	—	—	—	15,040	60,330	30,770	42,178	20,567
Federated Malay States	—	—	—	—	—	40	140	5,325	200	20
Hongkong	—	—	—	—	—	27,740	60,460	12,769	53,678	19,758
Egypt †	—	—	—	—	—	2,51,540	2,41,450	84,546	88,030	—
Cape of Good Hope	—	—	—	—	—	5,53,560	7,18,460	8,02,671	4,68,811	7,81,640
Natal	—	—	—	—	—	7,99,770	6,73,110	3,29,210	2,84,024	3,35,459
Transvaal	—	—	—	—	—	61,410	1,02,660	80
Zanzibar and Pemba	—	—	—	—	—	12,900	1,08,770	50,891	87,480	85,972
Kenya Colony	—	—	—	—	—	80,400	71,330	66,993	44,334	8,395
Tanganyika Territory	—	—	—	—	—	2,850	1,230	1,763
Somaliland Protectorate	—	—	—	—	—	2,288	500	..
Anglo-Egyptian Sudan	—	—	—	—	—	66,140	69,870	76,450
Mauritius and Dependencies	—	—	—	—	—	37,010	97,290	1,60,512	1,40,857	2,03,364
Canada— Vid Atlantic Coast	—	—	—	—	—	500	1,517
„ Pacific „	—	—	—	—	—
Western Australia	—	—	—	—	—	48,200	66,270
Victoria	—	—	—	—	—	1,260	900	2,150	8,811	13,782
New South Wales	—	—	—	—	—	12,600	2,48,400	2,774	5,520	22,070
Queensland	—	—	—	—	—	7,850
Australian Commonwealth (Total)	—	—	—	—	—	65,110	3,05,570	4,924	9,331	36,852
New Zealand (including Nauru and Dr. Samoa)	—	—	—	—	—	2,770	150	3,033	2,631	2,561
Other British Possessions	—	—	—	—	—	170	800	2,309	1,128	747
TOTAL BRITISH EMPIRE	—	—	—	—	—	1,26,07,730	1,05,50,750	44,10,889	65,74,113	94,40,239
Sweden	—	—	—	—	—	34,160	..	76
Denmark	—	—	—	—	—	11,787	19,839
Germany	—	—	—	—	—	..	4,01,200	5,28,885	9,99,485	5,11,510
Netherlands	—	—	—	—	—	25,600	76,100	2,18,740	4,15,821	4,07,580

* Included in Turkey. † Statist prior to 1921-22.

No. 14—continued

ARTICLES, AND COUNTRIES OF FINAL DESTINATION; ALSO SHARE OF EACH PROVINCE	QUANTITY					VALUE				
	1919-20	1920-21	1921-22	1922-23	1923-24	1919-20	1920-21	1921-22	1922-23	1923-24
						R	R	R	R	R
Wood and Timber—concluded										
<i>Total value of Wood and Timber—continued</i>										
Belgium	—	—	—	—	—	840	50,440	76,238	71,706	62,617
France	—	—	—	—	—	3,620	40,400	33,234	18,101	93,307
Italy	—	—	—	—	—	..	20,950	76,820	48,202	42,187
Greece	—	—	—	—	—	..	6,280	100
Turkey, Asiatic	—	—	—	—	—
Red Sea	—	—	—	—	—	25,601	5,550	..
Persian Gulf	—	—	—	—	—	20,280	3,100	—	—	..
Syria	—	—	—	—	—	3,54,970	2,35,150	—	—	—
Maskat Territory and Tru- chal Oman	—	—	—	—	—	—	—	500	650	2,710
Other Native States in Arabia	—	—	—	—	—	30,350	29,180	30,981	60,800	67,853
Persia	—	—	—	—	—	1,41,100	1,14,060	92,663	87,367	68,002
Hadjam Island	—	—	—	—	—	2,97,380	6,88,220	1,98,533	1,57,123	2,74,740
Java	—	—	—	—	—	..	370	250	175	3,481
Siam	—	—	—	—	—	580	6,260	1,757	1,100	100
Philippine Islands and Guam	—	—	—	—	—	310	590	1,651	677	1,630
China (exclusive of Hong- kong and Macao)	—	—	—	—	—	2,45,890	350
Japan	—	—	—	—	—	10,980	23,840	64,401	67,470	1,22,672
Egypt*	—	—	—	—	—	1,390	29,770	2,03,188	70,318	30,023
Tunis	—	—	—	—	—	1,500	2,000
Portuguese East Africa	—	—	—	—	—	68,620	80,920	1,72,872	3,10,078	4,81,360
Italian East Africa (Somal- land and Eritria)	—	—	—	—	—	200	410	480	5,120	2,064
United States of America— Vid Atlantic Coast	—	—	—	—	—	7,56,520	2,63,750	98,815	7,38,200	6,39,068
" Pacific "	—	—	—	—	—	7,875
Chile (including the Pacific Coast of Patagonia)	—	—	—	—	—	2,280
Other Foreign Countries	—	—	—	—	—	970	730	..	60	430
TOTAL FOREIGN COUNTRIES	—	—	—	—	—	20,00,010	20,90,520	18,87,357	30,80,005	32,61,193
<i>Share of Bengal</i>	—	—	—	—	—	1,88,310	2,72,510	1,34,011	93,279	1,84,190
" Bombay	—	—	—	—	—	7,04,320	11,59,220	10,36,610	6,94,532	7,87,601
" Sind	—	—	—	—	—	2,46,620	1,52,560	2,17,091	51,688	84,835
" Madras	—	—	—	—	—	12,36,320	6,10,060	6,71,699	8,59,137	11,79,495
" Burma	—	—	—	—	—	1,22,82,230	1,01,55,920	4,31,835	79,56,088	1,04,73,811
TOTAL	—	—	—	—	—	1,46,07,800	1,26,50,270	68,78,240	90,54,724	1,27,09,332
Postal Articles (V)—										
United Kingdom	—	—	—	—	—	84,75,280	82,06,020	1,05,05,095	86,54,133	77,02,976
Gibraltar	—	—	—	—	—	2,06,540	52,830	80,813	60,351	16,487
Mesopotamia †	—	—	—	—	—	60,560	3,91,688
Bahrain Islands	—	—	—	—	—	37,868	83,764
Ceylon	—	—	—	—	—	82,12,770	35,45,190	34,20,331	36,52,134	42,78,120
Straits Settlements (including Labuan)	—	—	—	—	—	10,43,720	38,94,550	28,40,601	25,04,379	20,81,474
Federated Malay States	—	—	—	—	—	8,36,470	3,96,710	4,25,131	3,59,311	4,77,061
British Borneo	—	—	—	—	—	910	2,650	2,457	2,415	19,349
Hongkong	—	—	—	—	—	19,01,550	16,02,480	10,06,391	13,50,196	17,03,574
Egypt*	—	—	—	—	—	4,05,980	4,75,130	4,22,323	2,57,202	—
Natal	—	—	—	—	—	1,32,320	1,00,600	1,02,268	1,13,740	1,59,706
Transvaal	—	—	—	—	—	94,730	59,160	27,858	45,891	47,815
Zanzibar and Pemba	—	—	—	—	—	1,87,400	2,13,220	3,92,018	3,43,262	4,55,349
Kenya Colony	—	—	—	—	—	2,68,720	2,70,860	3,31,600	5,84,572	5,78,439
Tanzanika Territory	—	—	—	—	—	14,477	60,336	84,943
Nyasaland Protectorate	—	—	—	—	—	752	1,792
Somaland Protectorate	—	—	—	—	—	10,150	12,030	11,629	10,279	18,769
Mauritius and Dependencies	—	—	—	—	—	2,220	7,38,590	2,98,737	1,75,361	1,26,329
Seychelles	—	—	—	—	—	8,880	5,540	14,606	4,423	2,755
Western Australia	—	—	—	—	—	19,620	15,110	12,502	13,021	20,842
South Australia (including Northern Territory)	—	—	—	—	—	21,420	10,060	16,736	25,505	30,978
Victoria	—	—	—	—	—	59,580	64,030	1,23,682	94,542	1,56,860
Tasmania	—	—	—	—	—	..	700	241

* Shown as a Foreign country from 1923-24.
† Included in Turkey, Asiatic prior to 1921-22.

GENERAL EXPORTS

(810)

INDIAN MERCHANDISE

No. 14—continued

ARTICLES, AND COUNTRIES OF FINAL DESTINATION; ALSO SHARE OF EACH PROVINCE	QUANTITY					VALUE				
	1919-20	1920-21	1921-22	1922-23	1923-24	1919-20	1920-21	1921-22	1922-23	1923-24
						R	R	R	R	R
Postal Articles (V)—continued										
New South Wales	—	—	—	—	—	1,38,560	1,34,070	92,736	1,34,874	1,42,438
Queensland	—	—	—	—	—	13,450	10,080	13,920	22,380	13,166
<i>Australian Commonwealth (Total)</i>	—	—	—	—	—	2,52,630	2,34,240	2,59,222	2,90,926	3,69,279
New Zealand (including Nauru and Br. Samoa)	—	—	—	—	—	1,16,990	87,040	70,684	1,21,180	1,87,129
Fiji Islands	—	—	—	—	—	19,242	3,830
TOTAL BRITISH EMPIRE	—	—	—	—	—	1,76,46,160	2,00,18,860	2,61,94,539	1,67,14,553	1,93,23,636
France	—	—	—	—	—	8,99,560	24,99,610	19,01,982	20,22,800	30,70,107
Muskat Territory and Trucial Oman	—	—	—	—	—	47,471	64,395
Other Native States in Ara- bia	—	—	—	—	—	1,100	6,278
Persia	—	—	—	—	—	4,09,410	3,71,000	2,55,212	4,28,465	6,66,408
Henjam Island	—	—	—	—	—	2,220	7,627
Sumatra	—	—	—	—	—	2,400	963	1,81,762
Java	—	—	—	—	—	36,360	53,900	78,834	42,953	35,079
Borneo (Dutch)	—	—	—	—	—	40,740	4,41,960	4,32,977	17,12,281	7,40,364
Siam	—	—	—	—	—	1,48,080	1,17,600	2,48,562	2,02,202	2,20,204
Indo-China (including Cochin- China, Cambodia, Annam, Tonkin and French leased territories in China)	—	—	—	—	—	81,200	83,470	58,267	26,257	30,814
China (exclusive of Hong- kong and Macao)	—	—	—	—	—	5,40,520	19,35,430	5,72,761	3,79,084	..
Japan	—	—	—	—	—	2,89,530	1,90,750	1,85,014	96,172	54,399
Egypt*	—	—	—	—	—	2,36,710
Portuguese East Africa	—	—	—	—	—	15,330	28,680	26,784	34,068	33,831
Madagascar	—	—	—	—	—	1,070
French Somaliland	—	—	—	—	—	17,250	89,120	43,435	31,859	29,529
United States of America— Via Atlantic Coast	—	—	—	—	—	1,100	6,700	15,354	23,243	10,310
Dutch Guiana	—	—	—	—	—	..	8,870
Other Foreign Countries	—	—	—	—	—	367	18	554
TOTAL FOREIGN COUNTRIES	—	—	—	—	—	24,27,750	67,71,980	48,10,945	50,52,482	53,50,010
<i>Share of Bengal</i>	—	—	—	—	—	62,89,560	1,04,05,300	1,45,20,681	61,83,387	49,66,602
.. <i>Bombay</i>	—	—	—	—	—	84,44,360	94,07,350	91,91,607	99,93,974	1,14,28,449
.. <i>Sind</i>	—	—	—	—	—	1,90,730	1,52,860	1,48,423	3,82,661	4,18,519
.. <i>Madras</i>	—	—	—	—	—	47,04,700	63,18,860	63,69,674	61,92,947	67,33,999
.. <i>Burma</i>	—	—	—	—	—	4,44,260	5,09,550	7,91,099	10,14,066	11,28,177
TOTAL	—	—	—	—	—	2,00,73,910	2,67,90,850	3,10,11,484	2,37,07,036	2,46,75,646
All other articles of mer- chandise—										
UNMANUFACTURED (II. S)—										
United Kingdom	—	—	—	—	—	9,67,180	8,69,120	2,68,649	11,57,721	8,48,368
Aden and Dependencies	—	—	—	—	—	23,220	47,780	74,233	88,085	80,300
Mesopotamia	—	—	—	—	—	1,11,394	39,183	97,160
Bahrain Islands	—	—	—	—	—	8,140	11,450	540	535	6,243
Ceylon	—	—	—	—	—	67,080	46,660	50,370	67,079	71,516
Straits Settlements (including Labuan)	—	—	—	—	—	32,300	48,190	28,628	39,645	11,490
Federated Malay States	—	—	—	—	—	1,620	2,650	861	1,733	1,769
Hongkong	—	—	—	—	—	75,840	30,460	20,263	48,039	31,837
Egypt*	—	—	—	—	—	10,720	1,130	25,035	1,19,631	..
Natal	—	—	—	—	—	2,950	680	1,580	639	905
Zanzibar and Pomba	—	—	—	—	—	1,300	1,650	1,142	905	1,425
Kenya Colony	—	—	—	—	—	890	1,530	1,405	1,146	1,213
Tanganyika Territory	—	—	—	—	—	582	1,085	742
Western Australia	—	—	—	—	—	30	..
New South Wales	—	—	—	—	—	..	40	2,500	410	14,559
Victoria	—	—	—	—	—	..	290	2	..	356
<i>Australian Commonwealth (Total)</i>	—	—	—	—	—	..	331	2,602	440	14,915
Other British Possessions	—	—	—	—	—	890	470	1,790	806	320
TOTAL BRITISH EMPIRE*	—	—	—	—	—	11,92,080	10,60,050	5,84,264	15,66,851	11,74,108

* Shown as a Foreign country from 1923-24.

No. 14—continued

ARTICLES, AND COUNTRIES OF FINAL DESTINATION; ALSO SHARE OF EACH PROVINCE	QUANTITY					VALUE				
	1919-20	1920-21	1921-22	1922-23	1923-24	1919-20	1920-21	1921-22	1922-23	1923-24
						R	R	R	R	R
All other articles of merchandise—continued										
UNMANUFACTURED (II. S.)—continued										
Germany	—	—	—	—	—	1,680	84,120	1,60,023	4,41,720	2,28,001
Netherlands	—	—	—	—	—	..	550	7,026	..	1,030
Belgium	—	—	—	—	—	61,000	1,08,600	68,612	60,578	60,116
France	—	—	—	—	—	2,28,860	1,33,210	1,92,563	2,98,380	3,63,460
Spain	—	—	—	—	—	1,88,820	1,35,640	1,71,473	2,77,638	1,37,690
Switzerland	—	—	—	—	—	68,960	43,860	..	26	..
Italy	—	—	—	—	—	91,820	1,520	1,238	20,860	1,06,626
Turkey, European	—	—	—	—	—	8,140	10
Turkey, Asiatic	—	—	—	—	—	1,876
Red Sea	—	—	—	—	—	4,180	1,690
Persian Gulf	—	—	—	—	—	2,28,890	1,60,450
Syria	—	—	—	—	—	4,050	5,328	18,044
Moskat Territory and Trucial Oman	—	—	—	—	—	8,240	1,080	2,340	4,662	740
Other Native States in Arabia	—	—	—	—	—	5,770	1,660	3,805	1,747	3,975
Persia	—	—	—	—	—	12,950	1,720	1,460	1,292	2,650
Java	—	—	—	—	—	6,010	1,470	..	1,340	2,025
China (exclusive of Hong- kong and Macao)	—	—	—	—	—	..	30,540	31,785	26,500	30,870
Japan	—	—	—	—	—	27,110	5,440	24,594	8,410	1,01,580
Egypt*	—	—	—	—	—	1,83,525
Italian East Africa (Somal- land and Eritrea)	—	—	—	—	—	880	460	1,507	1,255	570
United States of America— Via Atlantic Coast	—	—	—	—	—	78,250	9,650	98,753	6,05,814	6,48,245
" Pacific "	—	—	—	—	—	1,909	4,500
Other Foreign Countries	—	—	—	—	—	290	690	1,070	440	240
TOTAL FOREIGN COUNTRIES	—	—	—	—	—	10,10,870	7,20,220	7,91,081	16,06,993	19,63,704
Share of Bengal	—	—	—	—	—	4,31,020	3,43,040	2,48,123	4,93,419	5,22,970
" Bombay	—	—	—	—	—	2,76,390	3,00,410	6,11,024	9,55,311	10,78,630
" Sind	—	—	—	—	—	7,21,360	9,14,260	4,46,377	15,93,499	13,36,228
" Madras	—	—	—	—	—	6,81,960	1,21,980	1,04,514	1,08,667	1,12,099
" Burma	—	—	—	—	—	92,230	1,08,600	72,307	72,955	57,885
TOTAL	—	—	—	—	—	22,02,050	17,86,270	13,75,346	31,33,844	31,37,812
MANUFACTURED (III. V.)—										
United Kingdom	—	—	—	—	—	1,84,880	1,66,620	1,04,044	55,055	7,56,741
Aden and Dependencies	—	—	—	—	—	38,460	35,850	20,708	24,856	19,160
Mesopotamia †	—	—	—	—	—	6,41,170	3,34,973	5,54,027
Bahrain Islands	—	—	—	—	—	94,120	74,060	81,373	91,308	92,027
Maldives	—	—	—	—	—	220	320	2,206	1,229	1,134
Ceylon	—	—	—	—	—	43,220	53,170	62,775	72,396	1,40,579
Straits Settlements (includ- ing Labuan)	—	—	—	—	—	94,180	17,150	20,230	14,000	36,105
Federated Malay States	—	—	—	—	—	1,050	990	3,162	3,183	6,237
Hongkong	—	—	—	—	—	13,400	4,110	8,367	9,217	9,800
Egypt*	—	—	—	—	—	1,94,760	91,810	68,250	1,12,012	..
Cape of Good Hope	—	—	—	—	—	470	100	..	1,000	811
Natal	—	—	—	—	—	11,320	5,710	37,659	36,594	18,262
Zanzibar and Pemba	—	—	—	—	—	11,160	2,550	4,870	1,630	4,086
Kenya Colony	—	—	—	—	—	22,630	25,510	8,015	10,093	8,561
Tanganyika Territory	—	—	—	—	—	2,835	2,883	2,702
Anglo-Egyptian Sudan	—	—	—	—	—	5,098	3,010	2,060
Mauritius and Dependencies	—	—	—	—	—	3,100	2,040	4,388	1,175	..
British Guiana	—	—	—	—	—	110	40	1,666	..	14
Western Australia	—	—	—	—	—	120	110	..	850	..
South Australia (including Northern Territory)	—	—	—	—	—	..	270	750	250	130
Victoria	—	—	—	—	—	..	630	277	408	1,000
New South Wales	—	—	—	—	—	..	470	932	1,000	7,222
Queensland	—	—	—	—	—	..	200
Australian Commonwealth (Total)	—	—	—	—	—	720	7,580	7,155	2,508	8,352
New Zealand (including Nauru and Br. Samoa) and other islands	—	—	—	—	—	110	250	440	207	2,474
Other British Possessions	—	—	—	—	—	10	730	280	3,105	285
"	—	—	—	—	—	430	70	600	30	150
TOTAL BRITISH EMPIRE	—	—	—	—	—	6,84,770	4,99,000	3,81,193	7,59,444	16,57,212

* Shown as a Foreign country from 1923-24.

† Included in Turkey, Asiatic prior to 1921-22.

GENERAL EXPORTS

(812)

INDIAN MERCHANDISE

No. 14—concluded

ARTICLES, AND COUNTRIES OF FINAL DESTINATION; ALSO SHARE OF EACH PROVINCE	QUANTITY					VALUE				
	1919-20	1920-21	1921-22	1922-23	1923-24	1919-20	1920-21	1921-22	1922-23	1923-24
						R	R	R	R	R
All other articles of merchandise—concluded										
MANUFACTURED (III. V)— —continued										
Germany	—	—	—	—	—	..	440	1,803	16	5
Netherlands	—	—	—	—	—	1,440	..	200	3,000	5,227
Belgium	—	—	—	—	—	100	4,060	250
France	—	—	—	—	—	7,890	..	630	5,722	221
Spain	—	—	—	—	—	1,669
Italy	—	—	—	—	—	..	6,740	300
Turkey, European	—	—	—	—	—	7,910	4,010	100
Turkey, Asiatic										
Levant and Black Sea	—	—	—	—	—	400	210	—	—	—
Red Sea	—	—	—	—	—	7,180	5,450	—	—	—
Persian Gulf	—	—	—	—	—	6,25,930	5,31,390	—	—	—
Syria	—	—	—	—	—	—	—	21,768	10,690	6,010
Maskat Territory and Trucial Oman	—	—	—	—	—	26,630	16,260	20,014	15,686	32,335
Other Native States in Arabia	—	—	—	—	—	23,930	25,070	65,090	24,517	23,557
Perala	—	—	—	—	—	1,17,870	1,00,910	2,22,268	1,41,372	2,05,812
Java	—	—	—	—	—	760	22,310	36,008	31,448	22,734
Slam	—	—	—	—	—	6,890	2,850	14,857	6,410	2,525
Indo-China (including Cochin China, Cambodia, Annam, Tonkin and French leased territories in China)	—	—	—	—	—	150	2,240
China (exclusive of Hong-kong and Macao)	—	—	—	—	—	2,010	..	28	236	2,692
Japan	—	—	—	—	—	..	5,710	1,602	6,064	832
Egypt*	—	—	—	—	—	—	—	—	—	62,132
Portuguese East Africa	—	—	—	—	—	5,980	3,210	4,648	4,802	4,966
Madagascar	—	—	—	—	—	450	1,100	400
German East Africa †	—	—	—	—	—	2,320	2,120	—	—	—
Italian East Africa (Somaland and Eritrea)	—	—	—	—	—	3,920	3,060
French Somaliland	—	—	—	—	—	350	1,890	600	844	4,472
United States of America—										
Fid Atlantic Coast	—	—	—	—	—	1,290	7,020	2,630	24,934	25,104
" Pacific "	—	—	—	—	—	1,412	50
Other Foreign Countries	—	—	—	—	—	130	1,020	485	71	1,172
TOTAL FOREIGN COUNTRIES	—	—	—	—	—	8,43,330	7,55,070	3,05,007	2,77,184	4,00,096
Share of Bengal	—	—	—	—	—	1,23,700	1,21,340	1,07,254	91,119	3,66,081
" Bombay	—	—	—	—	—	7,21,440	5,55,550	3,62,498	2,34,860	7,62,526
" Sind	—	—	—	—	—	5,78,490	4,33,920	2,02,450	6,22,148	8,23,790
" Madras	—	—	—	—	—	68,610	65,220	97,679	1,05,644	1,09,801
" Burma	—	—	—	—	—	35,840	4,070	6,209	2,857	15,110
TOTAL	—	—	—	—	—	15,28,080	12,38,100	14,76,290	10,56,028	20,57,306
GRAND TOTAL VALUE OF INDIAN MERCHANDISE EXPORTED (exclusive of Government Stores)	—	—	—	—	—	312,27,89,230	240,01,22,620	231,38,00,867	299,16,19,322	348,83,61,24
Share of Bengal	—	—	—	—	—	137,42,67,800	108,25,91,920	89,36,20,549	117,92,08,267	130,82,24,5
" Bihar and Orissa	—	—	—	—	—	2,82,460	4,24,1
" Bombay	—	—	—	—	—	101,10,58,170	65,58,87,656	72,21,26,962	91,33,44,272	106,09,72,4
" Sind	—	—	—	—	—	15,42,07,880	13,24,43,920	12,90,71,677	22,12,33,566	37,24,73,4
" Madras	—	—	—	—	—	35,16,41,550	22,00,24,860	24,39,52,405	28,13,68,467	35,25,79,4
" Burma	—	—	—	—	—	23,16,13,500	25,91,64,270	32,51,29,274	39,61,82,245	39,38,86,4
Free of Duty	—	—	—	—	—	133,18,10,120	135,05,76,680	138,21,54,535	213,84,48,238	213,09,54,
Subject to Duty	—	—	—	—	—	120,09,79,110	104,95,45,940	93,16,46,352	85,31,71,084	135,74,07,
TOTAL	—	—	—	—	—	312,27,89,230	240,01,22,620	231,38,00,867	299,16,19,322	348,83,61,24

* Shown as a Foreign country from 1923-24.

† Shown as "Tanganyika Territory" under the British Empire from 1921-22.

No. 15

GENERAL EXPORTS OF FOREIGN MERCHANDISE

IN EACH OFFICIAL YEAR FROM

1919-20 TO 1923-24

The summary classes (and their subdivisions) are shown in brackets against articles—For summaries see pages 15 to 20.

ARTICLES, AND COUNTRIES OF FINAL DESTINATION; ALSO SHARE OF EACH PROVINCE	QUANTITY					VALUE				
	1919-20	1920-21	1921-22	1922-23	1923-24	1919-20	1920-21	1921-22	1922-23	1923-24
Animals, living—						R	R	R	R	R
Horses (IV.A)—	No.	No.	No.	No.	No.					
United Kingdom	22	14	20	48	19	1,12,400	33,000	62,260	3,24,875	56,000
Aden and Dependencies	1	1	1,200	500
Mesopotamia	—	—	1	2	..	—	—	3,000	1,000	..
Ceylon	19	84	48	18	24	50,500	75,450	88,775	27,300	1,41,600
Straits Settlements (including Labuan)	3	9	..	1,800	18,000
Federated Malay States	2	10,000
Hongkong	1	1,000
Kenya Colony	2	1	1	2,000	950	2,000
Anglo-Egyptian Sudan	—	—	..	1	..	—	—	..	1,200	..
Seychelles	2	1,800	..
TOTAL BRITISH EMPIRE	41	52	83	72	65	1,62,900	1,11,450	1,57,535	8,57,725	2,67,600
France	5	7	1	7,500	7,000	5,000	..
Turkey, European	3	7,000
Persia	1	1,000
Indo-China (including Cochin China, Cambodia, Annam and Tonkin)	1	2,000
Egypt*	—	—	—	—	2	—	—	—	—	10,000
Portuguese East Africa	1	1,000
Other Foreign Countries	1	..	2	500	..	1,250
Total Foreign Countries	1	8	9	1	6	1,000	14,500	8,000	5,000	13,250
Share of Bengal	6	6	10	21,760	27,000	9,550
" Bombay	42	55	30	66	52	1,63,900	1,07,150	1,10,675	2,65,125	2,38,200
" Sind	2	1	4,000	600	..
" Madras	6	4	..	8	..	18,500	30,000	..	33,000
TOTAL	42	60	62	73	70	1,63,100	1,25,650	1,66,435	3,62,725	2,80,850
Other kinds (IV.D)—	No.	No.	No.	No.	No.					
United Kingdom	18	31	45	90	46	2,900	7,420	14,900	13,212	6,025
Natal	2	13	260	1,365
Other British Possessions	4	4	2	450	450	86
TOTAL BRITISH EMPIRE	18	31	40	102	61	2,900	7,420	15,350	13,922	7,476
Germany	5	1	7,500	600
France	3	5	12	7	..	400	1,200	1,315	2,650
Indo-China (including Cochin China, Cambodia, Annam, Tonkin and French leased territories in China)	143	33,227
Other Foreign Countries	1	7	1	3	..	100	5,200	150	600
TOTAL FOREIGN COUNTRIES	..	4	12	18	154	..	600	6,400	8,065	37,077
Share of Bengal	1	..	5	1	..	200	..	400	600
" Bombay	10	34	53	110	215	100	7,720	21,175	14,987	43,942
" Sind	4	200
" Madras	4	..	1	275	..	10
" Burma	8	5	..	2,100	7,500	..
TOTAL	18	35	61	120	215	2,900	7,920	21,750	22,587	44,552
Total Animals, living	60	95	153	193	255	1,66,800	1,33,570	1,89,185	3,83,612	3,25,402

* Shown as a Foreign country from 1923-24.

GENERAL EXPORTS

FOREIGN MERCHANDISE

(814)

No. 15—continued

ARTICLES, AND COUNTRIES OF FINAL DESTINATION; ALSO SHARE OF EACH PROVINCE	QUANTITY					VALUE				
	1919-20	1920-21	1921-22	1922-23	1923-24	1919-20	1921-21	1921-22	1922-23	1923-24
						R	R	R	R	R
Apparel (including drapery, uniforms, accoutrements, but excluding hosiery and boots and shoes) (III. A.)—										
United Kingdom	—	—	—	—	—	18,80,760	16,75,150	15,83,037	8,95,908	6,06,637
Gibraltar	—	—	—	—	—	6,370	6,350	5,760	3,500	4,800
Malta and Gozo	—	—	—	—	—	57,117
Aden and Dependencies	—	—	—	—	—	25,590	17,650	28,810	34,447	22,071
Mesopotamia*	—	—	—	—	—	—	—	6,59,593	10,08,841	8,13,522
Bahrain Islands	—	—	—	—	—	2,57,550	1,49,300	2,49,311	2,28,910	3,87,350
Ceylon	—	—	—	—	—	50,180	45,820	54,080	47,320	58,220
Straits Settlements (including Labuan)	—	—	—	—	—	46,380	32,890	47,800	18,613	41,003
Federated Malay States	—	—	—	—	—	1,650	2,080	1,501	500	1,460
Hongkong	—	—	—	—	—	14,570	20,540	38,071	11,556	21,602
Egypt	—	—	—	—	—	47,090	36,140	31,221	16,580	—
Cape of Good Hope	—	—	—	—	—	2,750	4,420	9,037	19,660	25,145
Natal	—	—	—	—	—	27,200	63,710	29,34,846	4,88,678	2,05,408
Transvaal	—	—	—	—	—	1,100	16,600
Zanzibar and Pemba	—	—	—	—	—	13,390	8,100	10,035	3,345	8,060
Kenya Colony	—	—	—	—	—	58,180	80,340	61,552	68,165	57,894
Tanganyika Territory	—	—	—	—	—	—	—	2,373	6,978	4,100
Mauritius and Dependencies	—	—	—	—	—	7,050	25,690	14,680	10,696	5,050
Seychelles	—	—	—	—	—	870	1,400	425	500	260
Western Australia	—	—	—	—	—	30	490	4,164	1,445	..
South Australia (including Northern Territory)	—	—	—	—	—	150	..	75	200	2,900
Victoria	—	—	—	—	—	1,200	3,520	1,650	1,220	6,230
Tasmania	—	—	—	—	—	..	20	..	2,680	..
New South Wales	—	—	—	—	—	2,410	3,080	4,050	6,701	5,357
Queensland	—	—	—	—	—	..	50	300
Australian Commonwealth (Total)	—	—	—	—	—	3,790	7,760	9,939	12,246	14,737
New Zealand (including Nauru and Br. Samoa)	—	—	—	—	—	1,000	770	865	475	200
Fiji Islands	—	—	—	—	—	..	2,640	..	391	102
Other British Possessions	—	—	—	—	—	860	1,707	300
TOTAL BRITISH EMPIRE	—	—	—	—	—	18,89,370	21,90,100	58,02,293	29,63,212	24,15,477
Russia—										
Pacific Ports	—	—	—	—	—	..	1,180
Norway	—	—	—	—	—	2,164	..
Sweden	—	—	—	—	—	..	1,400	75	495	1,600
Denmark	—	—	—	—	—	1,423	1,400	1,800
Germany	—	—	—	—	—	4,000	50,990	22,244	35,320	5,056
Netherlands	—	—	—	—	—	2,800	1,600	2,878	550	1,000
Belgium	—	—	—	—	—	4,100	700	1,100	3,375	00
France	—	—	—	—	—	19,080	23,810	21,179	9,525	4,906
Switzerland	—	—	—	—	—	..	5,770	6,100	9,270	1,285
Italy	—	—	—	—	—	2,650	13,220	16,480	6,400	12,718
Austria	—	—	—	—	—	700	525	2,415
Hungary	—	—	—	—	—	500	1,400
Greece	—	—	—	—	—	..	250	200	3,065	1,700
Turkey, European	—	—	—	—	—	1,500	1,035
Turkey, Asiatic	—	—	—	—	—	1,087
Red Sea	—	—	—	—	—	10,220	21,300	—	—	—
Persian Gulf	—	—	—	—	—	14,62,780	15,88,830	—	—	—
Syria	—	—	—	—	—	2,000	2,100
Mascat Territory and Trucial Oman	—	—	—	—	—	33,220	11,670	5,442	11,093	22,165
Other Native States in Arabia	—	—	—	—	—	3,16,900	92,050	1,54,990	1,88,795	1,77,242
Persia	—	—	—	—	—	2,49,300	1,60,080	68,420	1,04,875	1,51,744
Hejaz Island	—	—	—	—	—	400	..	1,100
Java	—	—	—	—	—	17,620	6,230	4,220	12,253	875
Sumatra	—	—	—	—	—	10,800	1,600	8,816	5,215	2,621

* Included in Turkey, Asiatic prior 1921-22.
 † Shown as a Persian country from 1923-24.

No. 15—continued

ARTICLES, AND COUNTRIES OF FINAL DESTINATION; ALSO SHARE OF EACH PROVINCE	QUANTITY					VALUE				
	1910-20	1920-21	1921-22	1922-23	1923-24	1910-20	1920-21	1921-22	1922-23	1923-24
Apparel (including drapery, uniforms, accoutrements, but excluding hosiery and boots and shoes) (III. A)—continued						R	R	R	R	R
Indo-China (including Cochin-China, Cambodia, Annam, Tonkin and French leased territories in Guina)	—	—	—	—	—	..	6,580	..	50	..
China (exclusive of Hongkong and Macao)	—	—	—	—	—	4,210	52,220	1,203	25,010	76,080
Japan	—	—	—	—	—	17,200	15,370	21,830	11,020	3,825
Egypt*	—	—	—	—	—	—	—	—	—	17,325
Portuguese East Africa	—	—	—	—	—	12,100	35,480	27,104	30,908	15,530
Reunion	—	—	—	—	—	..	780	2,000
German East Africa†	—	—	—	—	—	6,110	5,300	—	—	—
Italian East Africa (Somaliland and Eritrea)	—	—	—	—	—	8,570	170	..	300	425
Madagascar	—	—	—	—	—	..	1,830	3,200
French Somaliland	—	—	—	—	—	6,050	300	8,000
United States of America— Via Atlantic Coast	—	—	—	—	—	8,870	7,98,450	22,80,462	1,29,057	14,307
.. Pacific	—	—	—	—	—	..	180	..	3,500	2,050
Other Foreign Countries	—	—	—	—	—	450	550	185
TOTAL FOREIGN COUNTRIES	—	—	—	—	—	21,01,780	20,07,420	20,71,889	6,07,025	5,20,804
Share of Bengal	—	—	—	—	—	54,050	15,58,630	24,89,450	3,56,817	4,76,623
.. Bombay	—	—	—	—	—	31,13,240	30,12,060	53,51,047	26,81,797	19,14,303
.. Sind	—	—	—	—	—	8,13,640	3,19,480	2,89,247	4,04,519	4,11,243
.. Madras	—	—	—	—	—	69,070	1,50,770	88,198	66,824	77,874
.. Burma	—	—	—	—	—	31,160	25,580	56,234	62,280	63,138
TOTAL	—	—	—	—	—	40,81,160	50,37,620	84,74,176	35,72,237	29,45,281
Arms, ammunition, and military stores—										
Firearms, and parts thereof (III. B)—										
United Kingdom	—	—	—	—	—	57,530	72,870	67,813	60,694	67,898
Aden and Dependencies	—	—	—	—	—	..	1,220	..	1,044	150
Mesopotamia‡	—	—	—	—	—	—	—	1,908	1,295	1,128
Ceylon	—	—	—	—	—	8,300	2,460	1,230	1,049	2,255
Straits Settlements (including Labuan)	—	—	—	—	—	380	630	1,075	480	265
Egypt*	—	—	—	—	—	300	520	700	3,320	—
Natal	—	—	—	—	—	410	1,600	1,030	160	925
Kenya Colony	—	—	—	—	—	760	760	2,778	2,125	795
Western Australia	—	—	—	—	—	..	180	200
New South Wales	—	—	—	—	—	..	250	..	220	..
Victoria	—	—	—	—	—	1,120	75	..
Australian Commonwealth (Total)	—	—	—	—	—	1,120	430	200	295	..
Other British Possessions	—	—	—	—	—	560	1,500	1,570	1,485	1,100
TOTAL BRITISH EMPIRE	—	—	—	—	—	69,350	81,090	78,373	71,837	74,614
Belgium	—	—	—	—	—	1,389	447	2,800
France	—	—	—	—	—	..	300	45	815	1,017
Italy	—	—	—	—	—	1,225	4,125
Turkey, Asiatic	—	—	—	—	—	3,220	9,850	—	—	—
Persian Gulf	—	—	—	—	—	..	1,090	594
Native States in Arabia, other than Maskat Territory and Trucial Oman	—	—	—	—	—	3,050	3,330	5,850	880	983
Persia	—	—	—	—	—	..	250	1,230	..	400
China (exclusive of Hongkong and Macao)	—	—	—	—	—	800
Egypt*	—	—	—	—	—	380	3,470	625	2,825	7,695
United States of America— Via Atlantic Coast	—	—	—	—	—	30	100	725	1,843	985
Other Foreign Countries	—	—	—	—	—	6,680	17,800	9,938	7,735	19,475
TOTAL FOREIGN COUNTRIES	—	—	—	—	—	34,780	47,460	25,355	15,713	29,612
Share of Bengal	—	—	—	—	—	25,350	38,280	50,224	49,341	48,680
.. Bombay	—	—	—	—	—	8,700	7,560	1,017	5,289	4,500
.. Sind	—	—	—	—	—	3,860	2,800	3,535	5,414	7,073
.. Madras	—	—	—	—	—	3,140	9,380	8,150	3,813	4,116
.. Burma	—	—	—	—	—
TOTAL	—	—	—	—	—	76,030	90,880	85,311	79,572	93,906

* Shown as a Foreign country from 1923-24.

† Shown as "Tanganyika Territory" under the British Empire from 1921-22.

‡ Included in Turkey, Asiatic prior to 1921-22.

GENERAL EXPORTS

(816)

FOREIGN MERCHANDISE

No. 15—continued

ARTICLES, AND COUNTRIES OF FINAL DESTINATION; ALSO SHARE OF EACH PROVINCE	QUANTITY					VALUE				
	1919-20	1920-21	1921-22	1922-23	1923-24	1919-20	1920-21	1921-22	1922-23	1923-24
						R	R	R	R	R
Arms, ammunition, and military stores—continued										
Gunpowder (III. B)—	Lbs.	Lbs.	Lbs.	Lbs.	Lbs.					
United Kingdom	700	1,500
Persia	15,000	..	500	300	..	13,280	..	600	600	..
Share of Bengal	700	1,590
" Bombay	15,000	..	500	13,280	..	600
" Sind	300	600	..
TOTAL	15,700	..	500	300	..	14,370	..	600	600	..
Dynamite, and all other explosives (III. B)—	Cwts.	Cwts.	Cwts.	Cwts.	Cwts.					
Aden and Dependencies	1	10	20	143	1,000	..
Mesopotamia*	34	9	6,200	..
Ceylon	38	7,040
Other British Possessions	2	175
TOTAL BRITISH EMPIRE	39	44	11	..	20	7,358	7,200	1
India	3	31	13	89	..	1,000	4,900	4,239	21,074	..
German East Africa†	27	4,870
Other Foreign Countries	2	..	15	70	..	450	..
TOTAL FOREIGN COUNTRIES	30	33	13	104	..	5,870	4,970	4,239	21,524	..
Share of Bengal	38	20	7,040
" Bombay	30	33	14	148	11	5,870	4,970	4,352	28,724	..
" Madras	175
TOTAL	30	33	52	148	11	5,870	4,990	11,597	28,724	..
Other sorts (III. B)—										
United Kingdom	3,410	1,220	2,753	7,233	..
Mesopotamia*	29,463	5,650	..
Bahrain Islands	1,000	1,218
Ceylon	390	1,390	866	8,162	..
Egypt‡	2,378
Kenya Colony	1,520	50	88	247	..
Victoria	30	20	..
New South Wales	1,700
Australian Commonwealth (Total)	30	1,700	..	20	..
Other British Possessions	460	520	1,016	90	484
TOTAL BRITISH EMPIRE	5,810	5,870	37,782	21,402	9,458
Turkey, Asiatic
Persian Gulf	11,490	10,170
Maskat Territory and Trucial Oman	70	184	..	4,250
Other Native States in Arabia	1,050	2,390	500
Persia	6,480	9,210	11,013	4,700	482
Egypt
United States of America—										
Vid Atlantic Coast	330	280	..	1,825	1,583
" Pacific	103
Other Foreign Countries	70	745	75	473
TOTAL FOREIGN COUNTRIES	19,350	31,190	12,442	6,600	6,891
Share of Bengal	2,610	3,340	1,333	4,602	3,609
" Bombay	19,470	29,170	40,495	12,737	9,490
" Sind	2,570	4,130	6,855	9,625	2,321
" Madras	210	40	7	1,513	226
" Burma	300	380	1,534	75	703
TOTAL	25,180	37,060	50,224	28,002	16,349
Total value of Arms, am- munition, and military stores	1,21,930	1,41,950	1,50,732	1,36,808	1,11,473

* Included in Turkey, Asiatic prior to 1921-22.

† Shown as "Tanzania Territory" under the British Empire from 1921-22.

‡ Shown as a foreign country from 1923-24.

No. 15—continued

ARTICLES, AND COUNTRIES OF FINAL DESTINATION; ALSO SHARE OF EACH PROVINCE	QUANTITY					VALUE				
	1910-20	1920-21	1921-22	1922-23	1923-24	1910-20	1920-21	1921-22	1922-23	1923-24
Art. works of (other than pictures) (III. V)—						R	R	R	R	R
United Kingdom	—	—	—	—	—	5,860	20,830	21,085	32,053	24,320
Aden and Dependencies	—	—	—	—	—	..	2,800	490
Mesopotamia*	—	—	—	—	—	50	180	7,126
Ceylon	—	—	—	—	—	1,225
Mauritius and Dependencies	—	—	—	—	—	1,250
Canada—										
Via Pacific Coast	—	—	—	—	—	1,450
Western Australia	—	—	—	—	—	2,850	..
South Australia (including Northern Territory)	—	—	—	—	—	750
New South Wales	—	—	—	—	—	200	10
Australian Commonwealth (Total)	—	—	—	—	—	750	3,050	10
Other British Possessions	—	—	—	—	—	..	850	1,570	800	..
TOTAL BRITISH EMPIRE	—	—	—	—	—	7,110	23,480	25,170	30,083	32,924
France	—	—	—	—	—	..	1,800	1,400	150	..
Native States in Arabia, other than Maskat Terri- tory and Trucial Oman	—	—	—	—	—	1,000
Japan	—	—	—	—	—	1,600	..	110
Portuguese East Africa	—	—	—	—	—	1,500	250	..
United States of America—										
Via Atlantic Co. st.	—	—	—	—	—	14,250	50	175
„ Pacific „	—	—	—	—	—	1,897	..
Other Foreign Countries	—	—	—	—	—	80	930	600	1,485	861
TOTAL FOREIGN COUNTRIES	—	—	—	—	—	1,080	3,230	18,860	3,832	1,036
Share of Bengal	—	—	—	—	—	2,670	1,390	16,515	3,955	2,320
„ Bombay	—	—	—	—	—	1,740	23,130	20,916	29,512	26,535
„ Sind	—	—	—	—	—	..	50	2,375
„ Madras	—	—	—	—	—	..	910	1,676	3,730	1,070
„ Burma	—	—	—	—	—	4,330	230	4,925	3,218	1,230
TOTAL	—	—	—	—	—	8,710	26,710	44,030	40,515	33,900
Books, printed, and printed matter (not being Station- ery), including maps and charts (III. V)—										
United Kingdom	Cwts. 620	Cwts. 1,254	Cwts. 8,005	Cwts. 934	Cwts. 1,080	1,25,160	2,02,080	6,84,951	2,95,850	2,98,531
Aden and Dependencies	6	4	12	7	..	2,330	1,529	2,152	1,426
Mesopotamia*	—	—	103	30	65	—	—	9,380	9,062	12,982
Bahrain Islands	6	1	6	..	8	980	100	2,408	..	1,076
Ceylon	158	190	310	231	255	32,170	48,980	64,756	43,464	52,488
Straits Settlements (including Labuan)	62	74	54	141	60	9,750	9,480	10,577	16,135	8,250
Federated Malay States	6	6	8	2	10	1,050	1,400	729	1,425	2,800
Hongkong	8	6	6	4	3	1,030	2,750	1,781	335	497
Egypt†	3	5	21	33	—	710	1,870	2,015	1,200	—
Cape of Good Hope	1	1	..	3	60	400	1,025	150	550
Natal	3	1	5	9	..	1,100	400	2,690	2,493	25
Zanzibar and Pemba	3	4	13	7	6	400	610	2,875	1,044	1,511
Kenya Colony	22	20	33	31	27	5,120	4,080	7,122	4,609	4,759
Tanganyika Territory	—	—	6	9	13	—	—	1,730	5,270	3,395
South Australia (including Northern Territory)	1	100	..	15	..	105
Victoria	3	1	2	7	3	730	80	714	2,260	770
Tasmania	2	250
New South Wales	3	5	1	3	4	950	610	470	680	1,655
Queensland	10
Australian Commonwealth (Total)	7	8	3	10	7	1,780	980	1,799	2,960	2,550
New Zealand (including Nauru and British Samoa)	4	6	2	6	..	390	1,970	380	1,550
Other British Possessions	11	5	1	16	2	1,010	..	492	1,679	520
TOTAL BRITISH EMPIRE	913	1,585	3,580	1,477	1,552	1,80,310	3,66,840	7,98,129	3,88,817	3,92,903
Sweden	12	1	..	2	..	1,280	100	..	925
Norway	5	1,500	..
Denmark	15	..	8	1,812	500	1,700
Germany	113	77	11	2	..	4,450	9,805	1,899	804
Netherlands	1	3	4	5	..	150	682	550	1,355
Belgium	5	1	1	4	..	1,300	100	125	1,000	..
France	5	4	10	11	12	2,830	400	2,527	1,631	2,115
Switzerland	1	1	2	5	..	1,000	500	300	2,075
Italy	1	3	1	8	15	500	2,610	560	1,365	7,430

* Included in Turkey, Asiatic prior to 1921-22. †
 † Shown as a Foreign Country from 1923-24.

GENERAL EXPORTS

(818)

FOREIGN MERCHANDISE

No. 15—continued

ARTICLES, AND COUNTRIES OF FINAL DESTINATION; ALSO SHARE OF EACH PROVINCE	QUANTITY					VALUE				
	1919-20	1920-21	1921-22	1922-23	1923-24	1919-20	1920-21	1921-22	1922-23	1923-24
Books, printed, and printed matter (not being Stationery), including maps and charts (III. V)—continued										
	Cwts.	Cwts.	Cwts.	Cwts.	Cwts.	R	R	R	R	R
Austria	8	1	4	15	..	700	200	1,131	7,070
Greece	6	..	1	4,000	..	1,000	..
Turkey, Asiatic
Persian Gulf	61	73	—	—	—	10,910	12,400	—	—	—
Muskat Territory and Trucial Oman	2	1	..	12	50	350	180	..	2,050
Other Native States in Arabia	25	34	12	4,330	4,250	2,700
Persia	61	43	70	95	92	9,340	8,420	14,420	17,450	12,646
Java	20	69	8	..	4	2,880	6,230	1,060	..	680
Sumatra	4	3	6	13	..	1,450	1,500	915	2,805	275
China (exclusive of Hongkong and Macao)	5	6	4	9	14	560	900	828	1,700	4,832
Japan	8	21	18	9	5	4,370	3,400	1,041	1,120	3,731
Egypt*	5	955
German East Africa†	3	4	1,650	1,310
United States of America—Via Atlantic Coast	58	91	68	70	61	12,300	15,680	16,074	15,415	11,424
" Pacific "	1	1	3	100	80	1,232
Other Foreign Countries	8	2	10	7	2	960	140	1,575	1,275	420
TOTAL FOREIGN COUNTRIES	241	463	319	288	238	49,690	65,100	57,803	64,070	65,097
Share of Bengal	66	365	440	100	132	14,920	94,050	63,861	23,756	49,386
" Bombay	481	798	2,657	782	767	1,20,860	1,88,340	6,41,537	2,37,273	2,11,148
" Sind	47	53	107	137	98	9,120	7,360	26,613	26,025	18,931
" Madras	507	790	618	662	578	70,000	1,32,460	1,09,965	1,37,818	1,21,496
" Burma	61	42	77	84	190	14,430	9,740	14,956	18,915	36,519
TOTAL	1,154	2,048	3,809	1,765	1,791	2,29,400	4,81,940	8,55,932	4,43,787	4,58,000
Boots and shoes (III. A) -	Pairs	Pairs	Pairs	Pairs	Pairs					
United Kingdom	1,120	4,963	8,877	3,512	456	12,700	8,530	61,480	18,987	6,771
Aden and Dependencies	460	344	326	240	600	2,330	970	825	1,060	6,000
Mesopotamia‡	—	—	9,414	6,138	6,320	—	—	83,878	47,607	32,909
Bahrain Islands	509	100	270	50	30	3,700	1,200	1,900	250	300
Ceylon	5	856	124	210	91	70	1,640	539	1,195	842
Straits Settlements (including Labuan)	304	112	777	1,000	..	1,270	380	3,278	1,250
Hongkong	80	175	..	200	1,050	..
Egypt*	103	441	10,760	1,351	—	650	4,090	1,17,700	13,962	..
Italy	50	156	35	25	..	400	1,480	100	250
Kazakhstan and Persia	16	24	840	..	172	80	150	1,400	..	1,314
Kenya Colony	8,695	1,780	36	216	206	22,170	4,000	182	1,310	1,314
Tanganyika Territory	36	..	526	50	..	1,872
Mauritius and Dependencies	300	252	83	905	..	400	1,000	1,700	0,000	..
Seychelles	232	246	2,350	2,200
Western Australia	2,100	8	12,600	20	..
Victoria	2	..	355	727	..	20	..	4,279	3,656	..
Australian Commonwealth (Total)	2	..	2,455	730	..	20	..	16,879	3,676	..
Other British Possessions	2	7	100	2	..	20	20	350	76	..
TOTAL BRITISH EMPIRE	6,524	8,867	33,589	14,341	9,516	44,590	25,470	2,88,893	98,525	69,342
Greece	2,150	7,150	20,000	38,000
Turkey, Asiatic
Red Sea	297	380
Persian Gulf	35,056	19,264	2,55,000	3,04,550
Native States in Arabia other than Muskat Territory and Trucial Oman	50	..	1,200	..	141	1,000	..	7,000	..	350
Persia	15,365	8,611	425	1,166	4,031	1,21,370	1,22,290	2,880	10,754	26,561
China (exclusive of Hongkong and Macao)	354	5,365
Japan	120	678	1,900	650
Egypt*
Portuguese East Africa	38	282	204	12	..	120	1,310	480	290	..
Madagascar	210	1,350
Italian East Africa (Somaliland and Eritrea)	180	570	400	1,500
United States of America—Via Atlantic Coast	136	1	336	801	7	1,650	10	5,980	13,730	257
" Pacific "	30	380
Other Foreign Countries	216	97	70	60	14	570	1,170	722	814	150
TOTAL FOREIGN COUNTRIES	53,783	36,652	3,267	2,129	4,196	4,00,960	4,71,890	23,077	25,594	27,314

* Shown as a Foreign country from 1-23-24.
 † Shown as "Tanganyika Territory" under the British Empire from 1921-22.
 ‡ Included in Turkey, Asiatic prior to 1921-22.

FOREIGN MERCHANDISE

No. 15—continued

ARTICLES, AND COUNTRIES OF FINAL DESTINATION; ALSO SHARE OF EACH PROVINCE	QUANTITY					VALUE				
	1910-20	1920-21	1921-22	1922-23	1923-24	1910-20	1920-21	1921-22	1922-23	1923-24
	Pairs	Pairs	Pairs	Pairs	Pairs	R	R	R	R	R
Boots and shoes (III. A)— continued										
Share of Bengal	474	306	3,508	2,375	..	2,576	2,490	40,619	8,318	..
.. " Bombay	48,011	37,013	30,186	10,479	10,408	3,78,010	4,63,950	2,28,570	78,980	62,886
.. " Sind	11,125	3,420	2,989	2,790	2,204	67,060	25,520	35,250	32,992	16, 83
.. " Madras	101	47	29	97	41	710	420	203	293	620
.. " Burma	596	4,733	151	729	1,057	6,240	4,080	1,148	2,840	1,908
TOTAL	60,307	45,519	38,856	16,470	13,712	4,44,590	4,07,360	3,11,880	1,24,110	70,200
Building and engineering materials, other than of iron, steel, or wood (III. V)—										
United Kingdom	—	—	—	—	—	4,470	2,500	180	804	2,498
Aden and Dependencies	—	—	—	—	—	4,440	16,700	1,850	0,087	1,067
Mesopotamia*	—	—	—	—	—	—	—	1,14,235	23,858	8,948
Bahrain Islands	—	—	—	—	—	14,600	7,810	12,541	5,218	7,111
Ceylon	—	—	—	—	—	1,900	13,540	6,731	7,047	9,201
Straits Settlements (includ- ing Labuan)	—	—	—	—	—	1,910	1,280	14,615	4,068	1,842
Natal	—	—	—	—	—	..	40	..	2,514	..
Kenya Colony	—	—	—	—	—	1,370	480	3,005	526	1,032
Tanganyika Territory	—	—	—	—	—	—	—	4,116	1,030	20
Mauritius and Dependencies	—	—	—	—	—	3,000	9,686	1,700
Seychelles	—	—	—	—	—	..	240	..	1,086	4,440
Other British Possessions	—	—	—	—	—	1,080	120	84	106	1,455
TOTAL BRITISH EMPIRE	—	—	—	—	—	33,570	41,600	1,58,237	66,894	34,418
Turkey, Asiatic	—	—	—	—	—
Red Sea	—	—	—	—	—	2,060	2,000	—	—	—
Persian Gulf	—	—	—	—	—	49,110	9,530	—	—	—
Mascat Territory and Trucial Oman	—	—	—	—	—	4,550	970	6,412	6,270	5,779
Other Native States in Arabia	—	—	—	—	—	14,620	5,660	17,808	8,176	12,385
Perak	—	—	—	—	—	27,440	49,420	19,020	11,827	31,085
Penang Island	—	—	—	—	—	..	4,260	49	1,080	140
Java	—	—	—	—	—	43,000	3,770	..
Japan	—	—	—	—	—	1,970	10	..	20	..
Portuguese East Africa	—	—	—	—	—	..	17,580	5,102	8,402	228
German East Africa†	—	—	—	—	—	6,090	..	—	—	—
Madagascar	—	—	—	—	—	1,020
Italian East Africa (Somal- land and Eritrea)	—	—	—	—	—	1,140	100	..
Other Foreign Countries	—	—	—	—	—	..	30	..	1,550	906
TOTAL FOREIGN COUNTRIES	—	—	—	—	—	1,00,980	89,610	92,896	30,195	50,422
TOTAL	—	—	—	—	—	4,040	410	46,670	1,413	1,068
Share of Bengal	—	—	—	—	—	86,890	86,850	1,60,186	69,702	47,927
.. " Bombay	—	—	—	—	—	30,370	47,840	37,123	23,425	23, 18
.. " Sind	—	—	—	—	..	550	1,630	114	5,660	9,186
.. " Madras	—	—	—	—	—	3,360	1,230	7,630	2,679	2,449
.. " Burma	—	—	—	—	—	1,34,500	1,31,410	2,50,023	1,03,070	74,240
TOTAL	—	—	—	—	—	1,34,500	1,31,410	2,50,023	1,03,070	74,240
Candles of all kinds (III. V)—										
United Kingdom	Lbs. 22	..	6,665	..	Lbs. 2,500	10	..	3,800	..	1,800
Mesopotamia*	578	40	201	28
Bahrain Islands	6,740	1,912	1,020	..	5	8,920	880	780	..	2
Natal	11,220	..	12	5,250	..	9	..
Seychelles	103	1,024	..	370	1,300
Other British Possessions	520	836	1,018	1,009	486	290	510	692	687	204
TOTAL BRITISH EMPIRE	7,282	14,063	9,812	1,590	4,635	4,220	7,010	5,272	987	2,918
Turkey, Asiatic
Red Sea	2,477	1,360
Persian Gulf	12,006	67,594	6,290	85,160
Persia	19,489	16,412	45,320	1,278	1,137	10,990	0,060	21,905	985	524
Other Foreign Countries	678	1,080	1,481	574	512	370	610	821	340	264
TOTAL FOREIGN COUNTRIES	82,168	87,503	46,810	1,852	1,649	17,050	46,160	22,726	1,325	792
TOTAL	89,450	101,566	56,622	3,442	6,284	21,270	53,170	28,000	2,312	3,710
Share of Bengal	560	350	..
.. " Bombay	12,738	63,178	3,439	1,196	2,894	6,760	43,100	2,364	773	1,917
.. " Sind	26,373	13,147	52,033	1,600	750	14,960	8,880	25,182	1,117	339
.. " Madras	6	30	650	36	3,640	..	70	432	42	1,164
.. " Burma	336	271	..	60	..	160	140	..	30	..
TOTAL	39,450	101,626	56,122	3,451	6,284	21,870	53,190	27,908	2,312	3,710

* Included in Turkey, Asiatic prior to 1921-22.

† Shown as "Tanganyika Territory" under the British Empire from 1921-22.

GENERAL EXPORTS

(820)

FOREIGN MERCHANDISE :

No. 15—continued

ARTICLES, AND COUNTRIES OF FINAL DESTINATION; ALSO SHARE OF EACH PROVINCE	QUANTITY					VALUE				
	1910-20	1920-21	1921-22	1922-23	1923-24	1910-20	1920-21	1921-22	1922-23	1923-24
	Cwts.	Cwts.	Cwts.	Cwts.	Cwts.	Rs.	Rs.	Rs.	Rs.	Rs.
Gums and Rattans (II. S)—										
Aden and Dependencies	156	98	163	21	5	4,720	3,340	3,760	865	290
Egypt*	401	165	—	23,135	8,685	—
Mauritius and Dependencies New Zealand (including Nauru and Br. Samoa)	500	1,100
Other British Possessions	17	5	80	4	154	720	740	965	395	1,400
TOTAL BRITISH EMPIRE	173	838	644	190	159	5,440	5,180	27,850	9,945	1,790
Syria	—	—	46	122	34	—	—	3,000	6,720	1,505
Mascat Territory and Trucial Oman	8	40	4	17	2	420	1,150	95	475	55
Egypt*	—	—	—	—	486	—	—	—	—	22,885
Portuguese East Africa	284	..	10	7	20	7,750	..	290	255
Other Foreign Countries	8	2	2	44	2	220	70	70	1,082	80
TOTAL FOREIGN COUNTRIES	16	282	52	108	541	660	9,000	3,165	8,567	24,260
Share of Bengal	289	..	22	1	..	4,630	..	25	160
“ Bombay	159	351	696	361	359	6,100	11,980	31,015	18,427	25,560
“ Sind	130	..	870	..	60	320
TOTAL	189	1,120	696	383	690	6,100	17,480	31,015	18,512	26,080
Chemicals and Chemical pre- parations (excluding chemical manures and medicines)— Aluminous Sulphates (In- cluding Alum) (III. C)—										
Aden and Dependencies	37	38	89	33	39	620	760	3,522	645	620
Mesopotamia†	—	—	274	667	587	—	—	3,083	9,136	7,580
Bahrain Islands	22	196	50	24	110	670	2,240	3,145	305	1,438
Ceylon	27	178	113	121	53	360	2,400	1,715	1,942	815
Straits Settlements (in- cluding Labuan)	1,049	2	..	32,050	150	..
Zanzibar and Pemba	80	29	76	106	49	1,010	630	1,045	2,375	600
Other British Possessions	50	30	37	66	52	660	780	610	1,801	980
TOTAL BRITISH EMPIRE	2,115	415	639	1,019	890	35,370	6,810	12,920	16,354	12,323
Turkey, European	174	3,420
Turkey, Asiatic
Red Sea	101	64	—	—	—	2,750	2,100	—	—	—
Persian Gulf	1,381	114	—	—	—	24,860	1,460	—	—	—
Mascat Territory and Trucial Oman	132	102	95	22	31	1,380	3,050	3,054	407	51
Other Native States in Arabia	116	28	62	143	151	1,640	1,020	1,192	2,451	3,14
Persia	1,308	1,663	237	1,980	2,132	10,850	23,120	3,441	26,547	25,17
Other Foreign Countries	22	40	2	2	..	680	510	50	30	..
TOTAL FOREIGN COUNTRIES	3,060	2,273	388	2,147	2,664	51,560	34,670	7,737	29,435	29,81
Share of Bengal	3	66	20	2	..	60	650	230	150	..
“ Bombay	3,916	1,334	942	1,933	2,593	68,030	23,640	19,639	29,650	34,5
“ Sind	1,255	1,300	64	1,226	656	18,810	17,190	733	16,989	7,2
“ Madras	2	40
TOTAL	5,175	2,690	1,025	3,166	3,254	86,930	41,480	20,657	45,789	42,7
Ammonia and salts thereof (III. C)—										
Aden and Dependencies	98	89	27	10	61	5,470	2,020	1,210	465	2,
Mesopotamia†	—	—	402	628	201	—	—	24,001	35,442	15,
Bahrain Islands	173	47	..	23	48	9,080	2,340	..	1,350	2,
Ceylon	91	28	16	58	71	4,250	3,840	850	3,450	4,
Straits Settlements (including Labuan)	28	3	3	16	..	2,810	150	150	..
New South Wales	100	6,229	..
Australian Commonwealth (Total)	100	6,229	..
Other British Possessions	25	27	13	9	16	1,790	1,250	675	730	..
TOTAL BRITISH EMPIRE	382	213	401	830	473	20,590	13,160	20,886	47,816	26

* Shown as a Foreign country from 1923-24.
† Included in Turkey, Asiatic prior to 1921-22.

No. 15—continued

ARTICLES, AND COUNTRIES OF FINAL DESTINATION; ALSO SHARE OF EACH PROVINCE	QUANTITY					VALUE				
	1919-20	1920-21	1921-22	1922-23	1923-24	1919-20	1920-21	1921-22	1922-23	1923-24
						R	R	R	R	R
Chemicals and Chemical preparations (excluding chemical manures and medicines)—continued										
Ammonia and salts thereof (III. C)—contd.	Cwts.	Cwts.	Cwts.	Cwts.	Cwts.					
Germany	200	1	..	8,600	30
Turkey, Asiatic
Red Sea	54	54	—	—	—	3,820	3,010	—	—	—
Persian Gulf	1,070	130	—	—	—	65,340	6,640	—	—	—
Mascat Territory and Trucial Oman	78	40	2	26	34	4,510	2,080	155	1,209	1,004
Other Native States in Arabia	45	1	95	70	77	2,600	40	4,650	4,275	3,930
Persia	702	449	82	746	704	43,340	23,170	4,465	37,011	36,525
Other Foreign Countries	3	3	3	3	3	170	140	170	180	180
TOTAL FOREIGN COUNTRIES	1,952	877	182	845	819	1,19,780	43,680	9,440	43,605	42,560
Share of Bengal	10	20	2,230
“ Bombay	2,234	1,056	657	1,569	1,244	1,34,370	53,340	31,501	55,558	64,984
“ Sind	98	24	86	105	45	6,960	1,270	4,628	5,873	3,499
“ Madras	1	3	70	140
“ Burma	1	1	..	60	50	..
TOTAL	2,384	1,090	643	1,675	1,292	1,40,370	56,840	36,326	61,481	68,023
Arsenic and its oxides (III. C)—	Cwts.	Cwts.	Cwts.	Cwts.	Cwts.					
Mesopotamia*	—	—	10	34	20	—	—	600	1,550	1,525
Bahrain Islands	61	43	107	455	63	2,590	1,880	4,200	15,735	2,400
Ceylon	2	..	2	5	20	150	..	60	425	1,320
Other British Possessions	12	2	1	500	210	220	30	..
TOTAL BRITISH EMPIRE	75	45	120	494	103	3,240	2,040	5,080	17,740	5,345
Turkey, Asiatic	1	70
Red Sea
Persian Gulf	20	8	1,000	600
Native States in Arabia other than Mascat Territory and Trucial Oman	14	..	33	77	10	1,150	..	1,190	5,305	350
Other Foreign Countries	4	4	7	23	7	220	230	240	1,160	188
TOTAL FOREIGN COUNTRIES	85	13	40	105	17	2,370	900	1,430	6,465	538
Share of Bengal	12	500
“ Bombay	101	58	124	599	120	6,110	2,940	4,770	24,195	6,883
“ Sind	30	1,740
TOTAL	113	58	160	599	120	5,610	2,940	6,510	24,195	5,883
Sulphuric acid (III. C)—	Cwts.	Cwts.	Cwts.	Cwts.	Cwts.					
Aden and Dependencies	18	2	94	8	..	780	230	2,494	235	..
Mesopotamia*	—	—	134	615	538	—	—	12,120	20,535	17,209
Ceylon	9	142	3	34	148	680	6,650	400	1,397	3,731
Straits Settlements (including Labuan)	10	1	10	1,000	125	238
Other British Possessions	7	16	7	..	53	300	690	840	..	1,495
TOTAL BRITISH EMPIRE	44	160	238	658	749	2,760	7,570	15,854	31,292	22,673
Turkey, Asiatic
Persian Gulf	1,214	636	—	—	—	32,490	22,560	—	—	—
Persia	147	35	50	25	317	7,360	3,790	1,840	1,014	11,975
Other Foreign Countries	2	5	1	80	225	50	..
TOTAL FOREIGN COUNTRIES	1,361	693	55	26	317	39,850	26,430	2,065	1,064	11,975
Share of Bengal	11	1	20	1,430	30	105
“ Bombay	1,301	756	218	682	961	37,320	21,950	15,879	32,151	34,705
“ Sind	93	66	..	1	..	3,900	2,020	40	60	..
“ Madras	75	..	75	3,000	..	2,610
“ Burma	1	10	125	238
TOTAL	1,405	853	293	684	1,066	42,610	31,000	17,919	32,350	37,648
Other sorts of Chemicals (III. C)—										
United Kingdom	—	—	—	—	—	23,250	80,190	13,558	30,226	24,350
Aden and Dependencies	—	—	—	—	—	8,700	9,170	7,197	7,652	3,031
Mesopotamia*	—	—	—	—	—	—	—	1,33,402	57,903	76,917
Bahrain Islands	—	—	—	—	—	23,630	9,150	10,928	10,448	15,326
Ceylon	—	—	—	—	—	62,060	68,640	62,837	52,276	21,476
Straits Settlements (including Labuan)	—	—	—	—	—	11,410	8,810	6,690	6,573	9,402

* Included in Turkey, Asiatic prior to 1921-22.

GENERAL EXPORTS

(822)

FOREIGN MERCHANDISE

No. 15—continued

ARTICLES, AND COUNTRIES OF FINAL DESTINATION; ALSO SHARE OF EACH PROVINCE	QUANTITY					VALUE				
	1919-20	1920-21	1921-22	1922-23	1923-24	1919-20	1920-21	1921-22	1922-23	1923-24
Chemicals and Chemical preparations (excluding chemical manures and medicines)—continued						R	R	R	R	R
Other sorts of Chemicals (III. C)—contd.										
Hongkong	—	—	—	—	—	11,680	14,150	16,000	27,537	14,725
Egypt*	—	—	—	—	—	..	1,520	415	..	—
Natal	—	—	—	—	—	..	80	22,045	144	138
Zanzibar and Pemba	—	—	—	—	—	4,630	6,650	12,838	5,519	5,365
Kenya Colony	—	—	—	—	—	5,940	17,500	11,453	10,633	3,913
Tanganyika Territory	—	—	—	—	—	—	—	2,220	2,612	680
Mauritius and Dependencies	—	—	—	—	—	63,800	1,020	395	125	815
Seychelles	—	—	—	—	—	2,940	590	4,140	1,030	3,930
Victoria	—	—	—	—	—	..	2,410	1,550
New South Wales	—	—	—	—	—	1,450
Australian Commonwealth (Total)	—	—	—	—	—	..	2,410	3,000
Other British Possessions	—	—	—	—	—	80	100	570
TOTAL BRITISH EMPIRE	—	—	—	—	—	2,19,160	2,09,940	3,00,128	2,19,378	1,80,688
Germany	—	—	—	—	—	43,000	235	6,165
France	—	—	—	—	—	140	1,100
Turkey, Asiatic	—	—	—	—	—
Levant and Black Sea	—	—	—	—	—	..	70
Red Sea	—	—	—	—	—	3,070	7,000
Persian Gulf	—	—	—	—	—	1,45,500	58,530
Mascat Territory and Trucial Oman	—	—	—	—	—	9,300	6,710	9,760	5,017	8,664
Other Native States in Arabia	—	—	—	—	—	18,690	2,020	18,397	10,879	11,409
Persia	—	—	—	—	—	1,40,890	2,23,000	71,264	1,14,841	51,096
Java	—	—	—	—	—	..	40	9,270	6,375	..
Sumatra	—	—	—	—	—	470	1,470	7,934	4,533	9,908
Indo-China (including Cochin-China, Cambodia, Annam, Tonkin and French leased Territories in China)	—	—	—	—	—	2,600
Philippine Islands and Guam	—	—	—	—	—	4,620
China (exclusive of Hongkong and Macao)	—	—	—	—	—	21,487
Japan	—	—	—	—	—	48,820	4,250	375	17,414	24,865
Egypt*	—	—	—	—	—	9
Portuguese East Africa	—	—	—	—	—	860	1,510	1,412	4574	839
German East Africa	—	—	—	—	—	290	1,000
United States of America— Via Atlantic Coast	—	—	—	—	—	450	..	16,170	20	4,250
Argentine Republic (includ- ing the Atlantic Coast of Patagonia)	—	—	—	—	—	7,981	..
Other Foreign Countries	—	—	—	—	—	300	1,000	975	477	440
TOTAL FOREIGN COUNTRIES	—	—	—	—	—	3,06,240	3,06,090	2,04,064	1,07,869	1,18,635
Share of Bengal	—	—	—	—	—	1,37,100	14,070	83,942	22,326	10,623
.. Bombay	—	—	—	—	—	3,86,690	4,44,150	3,52,310	3,34,307	2,82,169
.. Madras	—	—	—	—	—	37,800	22,850	34,773	9,515	20,354
.. Burma	—	—	—	—	—	18,130	16,130	16,158	3,586	3,060
TOTAL	—	—	—	—	—	5,95,400	6,16,630	5,04,792	3,87,247	2,99,373
Total value of Chemicals and chemical prepara- tions—										
United Kingdom	—	—	—	—	—	23,250	80,230	14,123	36,226	24,850
Aden and Dependencies	—	—	—	—	—	15,570	13,080	12,643	8,997	6,738
Mesopotamia†	—	—	—	—	—	—	—	1,74,106	1,33,560	1,18,424
Bahrain Islands	—	—	—	—	—	30,270	16,560	18,783	27,838	21,819
Ceylon	—	—	—	—	—	67,500	71,530	55,862	60,490	31,338
Straits Settlements (includ- ing Labuan)	—	—	—	—	—	46,860	11,620	9,840	6,998	10,446
Hongkong	—	—	—	—	—	11,680	14,150	16,000	27,537	14,725

* Shown as a Foreign country from 1923-24.
† Shown as "Tanganyika Territory" under the British Empire from 1921-22.
‡ Included in Turkey, Asiatic prior to 1921-22.

No. 15—continued

ARTICLES, AND COUNTRIES OF FINAL DESTINATION; ALSO SHARE OF EACH PROVINCE	QUANTITY					VALUE				
	1919-20	1920-21	1921-22	1922-23	1923-24	1919-20	1920-21	1921-22	1922-23	1923-24
						R	R	R	R	R
Chemicals and Chemical preparations (excluding chemical manures and medicines—concluded)										
<i>Total value of Chemicals and chemical preparations—contd.</i>										
Egypt*	—	—	—	—	—	110	1,810	415	200	—
Natal	—	—	—	—	—	90	80	22,000	174	188
Zanzibar and Pomba	—	—	—	—	—	6,190	8,570	14,938	8,154	6,600
Kenya Colony	—	—	—	—	—	4,730	18,300	11,693	11,618	5,253
Tanganyika Territory	—	—	—	—	—	—	—	2,245	3,303	838
Mauritius and Dependencies	—	—	—	—	—	63,850	1,430	900	440	1,065
Seychelles	—	—	—	—	—	2,040	750	4,440	1,630	4,300
Victoria	—	—	—	—	—	..	2,410	1,550
New South Wales	—	—	—	—	—	1,450	6,220	..
Australian Commonwealth (Total)	—	—	—	—	—	..	2,410	3,000	6,220	..
Other British Possessions	—	—	—	—	—	80	180	915
TOTAL BRITISH EMPIRE	—	—	—	—	—	2,81,120	2,39,520	3,60,868	3,32,580	2,47,089
Germany	—	—	—	—	—	43,000	235	6,195
France	—	—	—	—	—	..	8,600	..	140	1,100
Turkey, European	—	—	—	—	—	..	3,460
Turkey, Asiatic	—	—	—	—	—
Levant and Black Sea	—	—	—	—	—	..	70
Red Sea	—	—	—	—	—	0,730	12,180
Persian Gulf	—	—	—	—	—	2,69,190	69,780
Maskat Territory and Trucial Oman	—	—	—	—	—	16,740	12,100	13,149	7,423	11,266
Other Native States in Arabia	—	—	—	—	—	19,080	3,080	25,654	22,910	18,829
Persia	—	—	—	—	—	2,11,470	2,73,220	81,070	1,80,313	1,28,767
Java	—	—	—	—	—	..	40	9,270	6,875	..
Sumatra	—	—	—	—	—	470	1,560	3,104	4,743	10,083
Indo-China (including Cochin-China, Cambodia, Annam, Tonkin and French leased territories in China)	—	—	—	—	—	2,600
Philippine Islands and Guam	—	—	—	—	—	4,920
China (exclusive of Hong-kong and Macao)	—	—	—	—	—	48,820	4,250	31,487	17,414	24,805
Japan	—	—	—	—	—	375	..	9
Egypt*	—	—	—	—	—	870	1,510	1,412	457	839
Portuguese East Africa	—	—	—	—	—	440	1,510
German East Africa	—	—	—	—	—
United States of America—Via Atlantic Coast	—	—	—	—	—	450	..	16,170	20	4,250
Argentine Republic (including the Atlantic Coast of Patagonia)	—	—	—	—	—	..	960	1,025	7,081	..
Other Foreign Countries	—	—	—	—	—	940	477	440
TOTAL FOREIGN COUNTRIES	—	—	—	—	—	5,79,600	4,12,370	2,25,330	2,48,463	2,00,588
Share of Bengal	—	—	—	—	—	1,39,100	16,980	84,173	22,976	19,728
Bombay	—	—	—	—	—	6,31,380	5,56,020	4,24,399	6,05,891	4,02,601
Sind	—	—	—	—	—	69,470	43,330	41,866	31,427	31,137
Madras	—	—	—	—	—	18,290	16,130	17,158	3,566	5,500
Burma	—	—	—	—	—	5,680	19,430	13,609	17,133	3,405
TOTAL	—	—	—	—	—	8,60,920	6,51,890	5,86,204	5,81,068	4,53,071
Chinese and Japanese ware (including lacquered ware but excluding earthenware and porcelain) (III. H.)—										
United Kingdom	—	—	—	—	—	26,430	25,907	50,732	22,997	10,667
Aden and Dependencies	—	—	—	—	—	2,670	2,000	600	125	600
Ceylon	—	—	—	—	—	650	350	2,500	500	..
Egypt*	—	—	—	—	—	580	720	4,550
Mauritius and Dependencies	—	—	—	—	—	300	..	1,340	450	..
Western Australia	—	—	—	—	—	1,010	160	..
New South Wales	—	—	—	—	—	350
Australian Commonwealth (Total)	—	—	—	—	—	1,010	..	350	160	..
Other British Possessions	—	—	—	—	—	1,210	850	606	1,720	155
TOTAL BRITISH EMPIRE	—	—	—	—	—	33,050	29,820	60,677	26,042	20,322
Italy	—	—	—	—	—	2,000	..
Turkey, Asiatic	—	—	—	—	—	1,260	1,040
Persian Gulf	—	—	—	—	—	4,580	2,310	350	100	..
Persia	—	—	—	—	—
Egypt*	—	—	—	—	—	1,400	200	..	225	225
Portuguese East Africa	—	—	—	—	—	2,370	1,120	1,825	1,120	785
Other Foreign Countries	—	—	—	—	—
TOTAL FOREIGN COUNTRIES	—	—	—	—	—	9,610	5,170	1,075	3,445	1,060
Share of Bengal	—	—	—	—	—	430	405
Bombay	—	—	—	—	—	32,110	34,670	58,795	28,024	19,795
Sind	—	—	—	—	—	450
Madras	—	—	—	—	—	9,510	..	3,317	840	..
Burma	—	—	—	—	—	160	320	140	1,223	1,273
TOTAL	—	—	—	—	—	42,660	34,990	62,252	29,487	21,382

* Shown as a Foreign country from 1923-24.

† Shown as "Tanganyika Territory" under the British Empire from 1921-22.

COUNTRIES AND DESTINATIONS ; SHARE OF EACH PROVINCE	QUANTITY					VALUE				
	1919-20	1920-21	1921-22	1922-23	1923-24	1919-20	1920-21	1921-22	1922-23	1923-24
Watches and hereof— (III, D)	No.	No.	No.	No.	No.	R	R	R	R	R
United Kingdom	10	44	600	31	77	1,350	4,100	11,437	2,656	11,819
Mesopotamia*	—	—	594	5,008	2,003	—	—	6,060	73,349	8,105
Trucial States	76	33	113	6	166	1,420	550	1,738	155	1,370
Arabia	18	13	103	40	63	590	530	2,975	320	3,532
Straits Settlements (including Labuan)	3	10,692	1	..	2	400	69,500	70	..	130
Nepal and Pemba	780	23	78	..	21	3,070	320	600	..	375
Kenya Colony	461	25	101	2,350	700	1,175
British and Dependencies	480	300	108	13	54	5,000	2,500	1,075	290	1,126
Other British Possessions	25	36	112	3	1	540	1,050	1,146	385	45
TOTAL BRITISH EMPIRE	1,853	11,229	1,805	5,101	2,491	14,720	79,250	26,000	77,154	27,767
Netherlands	1,273	3,937
Belgium	..	1,576	17,500
France	..	9	113	100	4,000
Italy	24	2,000
Turkey, Asiatic	200	13,125	..
Persian Gulf	13,893	1,943	1,31,080	23,480
Maskat Territory and Trucial Oman	3	11	..	466	1	20	400	..	4,550	75
Other Native States in Arabia	305	9	72	48	180	2,300	350	1,200	890	1,101
India	666	208	63	93	56	9,100	3,170	1,195	4,106	1,550
Portuguese East Africa	3	277	12	3	6	10	2,060	300	150	100
United States of America—Via Atlantic Coast	1	8	..	55	..	60	400	..	2,270	..
Other Foreign Countries	85	46	7	2	..	70	620	200	350	..
TOTAL FOREIGN COUNTRIES	14,906	4,985	1,564	867	243	1,42,630	48,380	13,732	25,441	3,025
Share of Bengal	14	10,719	1,876	13	2	599	72,470	7,712	590	130
.. Bombay	11,337	3,474	1,352	5,754	2,623	1,21,060	40,320	26,348	96,136	24,411
.. Sind	5,382	1,395	2	117	1	34,360	12,480	430	2,160	20
.. Madras	23	25	50	34	74	940	1,810	1,869	1,700	5,382
.. Burma	3	1	69	50	34	400	50	3,373	1,960	819
TOTAL	16,759	15,614	3,369	5,968	2,734	1,57,850	1,27,630	39,732	1,02,595	30,762
Watches (III, D)	2,650	..	160
United Kingdom	2,000
Kenya Colony	1,070	800	198	287	1,200
Other British Possessions
TOTAL BRITISH EMPIRE	3,070	800	2,848	287	1,360
Turkey, Asiatic	599	..	10,576
Persian Gulf
Kenya Colony	12,980	200
Other Foreign Countries	301	6,250
TOTAL FOREIGN COUNTRIES	230	200	160
Share of Bengal	599	..	10,73
.. Bombay	1,966	6,250	596
.. Sind	12,270	1,000	2,948	437	12,05
.. Burma	2,350	200	600
TOTAL	16,580	7,450	3,447	287	12,05
Iron and Coke (II, A)	Tons	Tons	Tons	Tons	Tons
United Kingdom	5,355	3,385	9,612	3,02,700	1,25,760	3,12,41
Aden and Dependencies	130	406	5,010	16,21
Mesopotamia*	13,100	23,070	14,334	5,12,971	9,46,700	4,76,57
Ceylon	490	7,550	150	20,400	2,76,080	3,00
Straits Settlements (including Labuan)	195	..	120	5,41
Natal	2,314	70,17
Kenya Colony	..	707	473	610	14,190	21,400	..
Western Australia	21,230	450
South Australia (including Northern Territory)	1,295	41,050
New South Wales	90	5,400
Australian Commonwealth (Total)	690	180	27,600	5,41
Other British Possessions	1,335	690	180	46,450	27,600	5,41
TOTAL BRITISH EMPIRE	..	707	20,803	35,435	27,491	..	21,350	8,97,161	14,02,250	8,90,50
Germany	2,131	2,977	21,000	83,323	80,7
Belgium	750	21,5
France	2,295	58,5
Italy	2,455	1,596	1,03,260	68,0
Native States in Arabia other than Maskat Territory and Trucial Oman	1,700	9,995	62,900	2,44,4
Persia	203	..	100	15,360	..	10,072	73,700	36,830
Java	2,080	990	2,930	13,050
China (exclusive of Hongkong and Macao)	290
Japan	1,825	3,403	360	83,950	1,28,321	14,4
Egypt	350	1,366	80	21,000	43,515	21,0
Portuguese East Africa	7,662	2,42,0
United States of America—Via Atlantic Coast	4,592	2,972	2,02,230	1,00,360	..
Other Foreign Countries	..	4	7,156	..
TOTAL FOREIGN COUNTRIES	203	4	9,297	16,465	28,773	15,360	260	4,11,952	6,78,515	8,27,
Share of Bombay
.. Sind	..	711	30,105	60,780	41,072	15,360	21,610	13,09,113	19,75,160	12,67,
TOTAL	203	711	30,105	60,920	68,264	15,360	21,610	13,09,113	19,80,765	17,16,

* Included in Turkey, Asiatic prior to 1921-22.
† Shown as a Foreign country from 1923-24.

No. 15—continued

ARTICLES, AND COUNTRIES OF FINAL DESTINATION; ALSO SHARE OF EACH PROVINCE	QUANTITY					VALUE				
	1919-20	1920-21	1921-22	1922-23	1923-24	1919-20	1920-21	1921-22	1922-23	1923-24
	Cwts.	Cwts.	Cwts.	Cwts.	Cwts.	R	R	R	R	R
Ice (I. I)—										
United Kingdom	3,267	855	1,67,640	54,840	15
Aden and Dependencies	1,040	321	2,022	327	346	60,430	15,720	90,652	12,017	13,900
Mesopotamia*	—	—	2,442	3,700	2,095	—	—	1,15,163	1,41,880	79,253
Bahrain Islands	1,203	518	3,520	3,805	3,076	60,970	23,170	1,53,504	1,46,023	1,42,205
Ceylon	103	1	..	188	..	5,000	140	..	7,200
Egypt†	15	76	—	360	5,680	—
Mauritius and Dependencies	77	41	275	..	178	3,400	1,020	11,359	..	6,900
Anglo Egyptian Sudan	268	10,290
Seychelles	90	61	40	75	165	3,600	5,180	2,466	3,170	6,500
TOTAL BRITISH EMPIRE	6,701	1,976	8,309	7,967	6,916	2,95,400	1,11,010	3,73,289	3,03,704	2,66,248
Turkey, Asiatic	3	—	—	—	..	250	—	—	—
Levant and Black Sea
Persian Gulf	2,114	1,176	15	1,01,760	48,540
Syria	1,000
Mascat Territory and Trucial Oman	13,024	24,618	7,131	12,165	9,857	6,84,950	10,21,450	3,04,653	4,74,806	3,28,200
Other Native States in Arabia	689	265	399	287	266	31,180	16,500	15,836	11,052	11,818
Persia	558	327	431	518	..	28,900	14,268	10,705	20,614
Henjam Island	142	5,200
Egypt†	76	2,597
Italian East Africa (Somali- land and Eritrea)	276	170	379	11,000	6,515	16,000
Other Foreign Countries	3	156
TOTAL FOREIGN COUNTRIES	15,827	26,019	8,183	13,053	11,256	8,17,900	11,18,730	3,46,357	5,09,138	4,45,475
Share of Bengal	16	800
.. Bombay	21,513	28,594	16,492	21,020	18,172	11,13,600	12,29,740	7,19,846	8,12,842	7,11,723
TOTAL	21,528	28,594	16,492	21,020	18,172	11,14,300	12,29,740	7,19,846	8,12,842	7,11,723
Coral (II. S)—										
Straits Settlements (including Labuan)	67	..	163	1,000	..	2,500
Other British Possessions	274	400
TOTAL BRITISH EMPIRE	67	..	163	..	274	1,000	..	2,500	..	400
Italy	784	600
Java	509	112	..	320	984	4,700	1,800	..	2,000	5,850
TOTAL FOREIGN COUNTRIES	509	896	..	320	984	4,700	1,800	..	2,000	5,850
Share of Bengal	576	896	163	320	1,268	5,700	1,200	2,500	2,000	6,260
.. Bombay	600
TOTAL	576	896	163	320	1,268	5,700	1,800	2,500	2,000	6,260
Cordage and rope of vegetable fibre (excluding jute and cotton) (III. V)—										
United Kingdom	226	20	12,230	1,950	..	137
Aden and Dependencies	16	180	2	12	115	940	8,910	150	1,070	3,700
Mesopotamia*	—	—	175	46	374	—	—	14,647	1,935	9,744
Bahrain Islands	82	22	2	24	14	6,770	2,410	170	1,315	760
Ceylon	35	14	48	1	11	2,970	1,090	5,328	250	817
Straits Settlements (including Labuan)	6	4	29	1,550	330	644
Hongkong	21	1,680
Egypt†	40	29	—	3,990	1,720	—
Natal	10	..	52	540	..	2,523	..
Zanzibar and Pemba	88	1	20	3	3	2,760	50	1,250	70	185
Kenya Colony	84	16	..	58	20	2,830	880	..	3,132	700
Victoria	174	8,800
Australian Commonwealth (Total)	174	8,800
Other British Possessions	7	..	8	850	..	440
TOTAL BRITISH EMPIRE	256	523	454	206	574	21,810	29,740	23,140	10,295	16,767

* Included in Turkey, Asiatic prior to 1921-22.
† Shown as a Foreign country from 1923-24.

GENERAL EXPORTS

(826)

FOREIGN MERCHANDISE

No. 15—continued

ARTICLES, AND COUNTRIES OF FINAL DESTINATION; ALSO SHARE OF EACH PROVINCE	QUANTITY					VALUE				
	1919-20	1920-21	1921-22	1922-23	1923-24	1919-20	1920-21	1921-22	1922-23	1923-24
	Cwts.	Cwts.	Cwts.	Cwts.	Onts.	R	R	R	R	R
Cordage and rope of vegetable fibre (excluding jute and cotton) (III. V)—continued—										
Turkey, Asiatic		
Red Sea	4	340
Persian Gulf	16	99	1,560	5,440
Native States in Arabia, other than Maskat Territory and Trucial Oman	4	4	20	24	6	1,200	700	620	528	500
Persia	116	112	50	129	251	10,040	6,580	3,365	5,065	14,723
Siam	10	2,241
Egypt*
Portuguese East Africa	..	64	54	12	20	..	3,910	3,481	819	928
Other Foreign Countries	50	36	47	12	24	1,710	2,090	1,232	612	1,531
TOTAL FOREIGN COUNTRIES	190	315	181	177	301	15,750	18,180	10,980	7,924	17,682
Share of Bengal	66	226	174	5,650	12,230	5,600	..	137
" Bombay	361	540	452	375	641	29,390	30,500	34,799	18,161	3,388
" Sind	14	59	9	8	2	770	3,940	522	48	100
" Madras	..	9	3	..	610	8	..	180
" Burma	6	4	29	1,560	340	..	10	644
TOTAL	440	838	635	393	675	37,560	47,920	44,120	16,210	84,449
Cutlery (III. D)—										
United Kingdom	5,650	18,410	70,424	49,202	65,298
Aden and Dependencies	7,210	5,890	19,391	9,258	5,240
Mesopotamia†	2,08,458	1,87,721	1,00,108
Bahrain Islands	14,530	8,580	7,121	29,567	40,116
Ceylon	4,100	13,810	13,480	14,908	9,388
Straits Settlements (including Labuan)	1,800	1,450	3,665	10,368	8,567
Hongkong	470	1,550
Egypt*	1,030	2,850	545	500	..
Natal	50	1,200	2,700	990	800
Zanzibar and Pemba	16,900	16,410	21,630	33,100	15,608
Kenya Colony	31,240	64,130	21,708	33,989	71,050
Tanganyika Territory	15,650	25,847	38,350
Anglo-Egyptian Sudan	1,900
Mauritius and Dependencies	4,240	15,780	7,480	7,844	7,661
Seychelles	2,120	2,100	3,900	1,200	4,400
Other British Possessions	170	1,250	1,471	80
TOTAL BRITISH EMPIRE	88,870	1,51,260	4,01,902	3,43,955	3,62,860
Germany	1,045	200	2,912
Switzerland	1,600	..
Italy	1,350	..	60	..
Turkey, Asiatic
Red Sea	720	2,250
Persian Gulf	2,22,410	2,26,640
Maskat Territory and Trucial Oman	13,370	28,070	21,938	38,318	49,060
Other Native States in Arabia	17,360	4,500	41,045	26,940	34,060
Persia	90,110	48,340	97,500	1,06,582	1,84,100
Honjam Island	2,400	..
Siam	300	1,620	1,270	2,478	300
Japan	840	2,770	500
Egypt*
Portuguese East Africa	10,810	32,100	40,942	25,781	55,530
Madagascar	130	4,950
German East Africa †	500	12,030
Italian East Africa (Somaliland and Eritrea)	4,150	1,600	1,300
United States of America—Via Atlantic Coast	100	..	27,732	11,640	55
" Pacific "	2,64,800	..
Other Foreign Countries	460	1,970	520	..	751
TOTAL FOREIGN COUNTRIES	3,61,780	3,66,720	2,32,501	4,79,909	3,11,934
Share of Bengal	1,620	670	344	2,06,543	47,725
" Bombay	4,37,970	4,95,020	5,92,279	5,24,916	6,07,031
" Sind	17,370	11,520	36,951	18,570	9,655
" Madras	2,370	3,330	12,441	11,478	7,774
" Burma	530	2,490	2,375	2,509	2,815
TOTAL	4,50,050	5,18,030	6,34,408	8,23,954	6,74,800

* Shown as a Foreign country from 1923-24.
 † Included in Turkey, Asiatic prior to 1921-22.
 ‡ Shown as "Tanganyika Territory" under the British Empire from 1920-21.

No. 15—continued

ARTICLES, AND COUNTRIES OF FINAL DESTINATION; ALSO SHARE OF EACH PROVINCE	QUANTITY					VALUE				
	1919-20	1920-21	1921-22	1922-23	1923-24	1919-20	1920-21	1921-22	1922-23	1923-24
						R	R	R	R	R
Drugs and Medicines (ex- cluding chemicals and narcotics)— Asiatica (III. C) —	Cwts.	Cwts.	Cwts.	Cwts.	Cwts.					
United Kingdom	18	309	240	180	86	900	52,260	21,970	9,450	1,035
Aden and Dependencies	42	47	43	57	52	3,170	3,580	3,272	3,900	3,990
Ceylon	26	200	67	102	84	1,110	6,460	4,671	7,287	4,744
Straits Settlements (includ- ing Labuan)	144	374	326	403	172	8,380	33,610	19,855	27,337	11,110
Hongkong	29	..	165	57	502	1,620	..	14,705	2,710	25,647
Egypt*	22	100	95	95	—	1,140	14,420	11,316	7,100	—
Natal	50	38	53	53	47	3,140	3,880	5,273	6,520	4,710
Zanzibar and Pemba	15	3	6	9	9	1,450	400	600	980	835
Kenya Colony	18	18	16	13	24	1,760	1,470	1,925	1,361	2,015
Other British Possessions	9	1	6	10	12	710	60	617	978	1,300
TOTAL BRITISH EMPIRE	413	1,085	1,017	988	938	29,330	1,16,060	84,264	67,713	56,446
Germany	35	1,240
Turkey, Asiatic	8	270
Levant and Black Sea
Red Sea	10	8	1,140	860
Persian Gulf	3	5	120	460
Syria	27	17	5	2,300	2,240	600
Native States in Arabia other than Maskat Territory and Trucial Oman	1	..	7	6	1	100	..	1,023	367	100
Siam	24	23	22	101	..	790	1,850	1,125	4,940
Egypt*	5	6	5	130	..	380	710	525	5,030
Portuguese East Africa	9	11	1,360	1,125
French Somaliland	21	1	8	1,170	80	440
United States of America— <i>Vid Atlantic Coast</i>	411	1,314	170	635	560	23,560	1,37,420	8,492	67,812	37,070
Other Foreign Countries	26	4	3	2	2	1,230	420	184	300	283
TOTAL FOREIGN COUNTRIES	481	1,364	249	687	854	33,080	1,40,630	15,094	62,378	61,648
<i>Share of Bengal</i>	140	1	..	370	120
<i>Bombay</i>	869	2,146	1,237	1,654	1,778	61,090	2,34,940	98,648	1,28,511	1,06,892
<i>Sind</i>	16	160	6	510	20,440	540
<i>Madras</i>	9	13	9	21	7	470	940	630	1,580	580
<i>Burma</i>
TOTAL	894	2,449	1,266	1,675	1,792	62,010	2,56,930	99,268	1,30,091	1,08,134
Gamphor (III. C)—	Lbs.	Lbs.	Lbs.	Lbs.	Lbs.					
United Kingdom	120,712	11,223	200	8,65,720	59,200	633
Aden and Dependencies	40	525	672	112	60	270	2,140	1,400	375	150
Mesopotamia	2,952	1,733	2,001	5,100	5,600	5,555
Bahrain Islands	23	..	224	..	380	150	..	1,560	..	1,360
Ceylon	8,410	21,798	13,888	13,500	12,033	38,740	96,250	43,989	55,038	41,671
Straits Settlements (including Labuan)	1,015	6,147	7,952	2,720	..	7,350	27,810	14,295	9,950	..
Hongkong	2,235	1,680	500	15,790	11,300	1,700
Egypt*	500	..	112	2,250	..	400	..
Natal	420	816	112	60	..	1,140	3,640	300	210	..
Zanzibar and Pemba	10	484	112	112	260	50	2,050	360	300	840
Mauritius and Dependencies	6,407	12,001	3,096	13,527	8,334	26,010	34,190	3,240	37,810	22,460
Seychelles	187	224	212	80	..	1,110	750	540	100
Other British Possessions	90	180	224	270	388	370	740	940	910	612
TOTAL BRITISH EMPIRE	139,367	51,801	29,456	33,038	24,804	9,55,560	2,29,380	77,024	1,22,573	74,921
Belgium	37,344	3,10,000
France	30,740	1,92,600
Turkey, Asiatic
Red Sea	3,651	12,150
Persian Gulf	1,638	4,806	5,780	15,680
Maskat Territory and Trucial Oman	160	65	3	112	300	480	220	800	310	1,100
Other Native State in Arabia Persia	4,528	934	224	129	80	15,010	2,020	700	306	5,357
Siam	1,080	..	448	100	300	7,000	..	4,500	600	1,700
Japan	13,000	..	1,232	90,000	..	6, 83
Egypt*
Portuguese East Africa	268	87	224	..	183	1,010	320	390	..	473
Other Foreign Countries	100	370	557	60	180	200	780	481	180	720
TOTAL FOREIGN COUNTRIES	97,507	6,262	2,912	401	2,871	6,42,820	19,630	14,634	1,395	9,565

* Shown as a Foreign country from 1923-24.
† Included in Turkey, Asiatic prior to 1921-22.

GENERAL EXPORTS

FOREIGN MERCHANDISE

(820)

No. 15—continued

ARTICLES, AND COUNTRIES OF FINAL DESTINATION; ALSO SHARE OF EACH PROVINCE	QUANTITY					VALUE				
	1919-20	1920-21	1921-22	1922-23	1923-24	1919-20	1920-21	1921-22	1922-23	1923-24
Drugs and Medicines (excluding chemicals and narcotics)—continued						R	R	R	R	R
Campher (III. C)—continued	Lbs.	Lbs.	Lbs.	Lbs.	Lbs.					
Share of Bengal	7,850	15,605	11,984	14,579	10,370	34,870	47,650	24,803	42,650	27,142
" Bombay	225,865	37,698	19,040	18,052	16,932	15,45,350	1,68,850	62,181	78,381	58,203
" Sind	2	5	10	20
" Madras	3,157	6,815	1,344	808	563	18,750	32,490	4,674	2,938	1,211
TOTAL	236,874	60,123	32,368	33,439	27,765	15,98,380	2,49,010	91,658	1,23,969	84,586
Cassia lignea (III. C)—	Cwts.	Cwts.	Cwts.	Cwts.	Cwts.					
Aden and Dependences	917	652	1,482	1,268	652	33,840	23,690	60,211	42,181	16,773
Mesopotamia*	—	—	1,223	1,514	123	—	—	47,737	44,450	3,150
Bahrain Islands	53	53	84	165	146	2,220	2,450	3,509	5,064	4,083
Egypt†	644	103	11	212	—	24,200	4,780	490	5,308	—
Natal	91	14	28	20	9	3,670	850	1,523	850	300
Zanzibar and Pemba	125	564	160	64	275	5,600	6,280	6,738	2,242	8,235
Kenya Colony	254	194	235	201	182	10,890	8,900	10,480	6,771	5,641
Tanganyika Territory	—	—	42	68	47	—	—	2,046	3,585	2,010
Anglo-Egyptian Sudan	—	—	106	522	288	—	—	7,066	10,912	7,682
Other British Possessions	51	91	21	23	39	2,410	1,220	1,258	1,129	1,465
TOTAL BRITISH EMPIRE	2,185	1,571	3,482	4,052	1,766	82,830	48,170	1,40,053	1,28,552	49,334
Italy	8,056	1,20,120
Austria	603	27,560
Hungary
Turkey, Asiatic Levant and Black Sea	40	1	2,020	40
Red Sea	119	74	—	—	—	4,730	5,560	—	—	—
Persian Gulf	387	859	—	—	—	15,610	35,670	—	—	—
Syria	—	—	31	88	25	—	—	1,584	2,700	862
Mascat Territory and Trucial Oman	1,283	763	844	573	613	49,880	32,260	81,291	17,552	15,876
Other Native States in Arabia	241	233	351	404	457	9,960	9,720	15,708	12,962	13,348
Persia	1,308	1,251	1,682	3,616	1,363	59,830	52,600	60,716	1,04,494	36,331
Egypt†	—	—	—	—	771	—	—	—	—	17,029
Portuguese East Africa	34	62	13	45	35	1,660	2,770	845	2,240	1,528
German East Africa	69	45	—	—	—	3,540	3,100	—	—	—
Italian East Africa (Somaliland and Eritrea)	14	..	6	84	42	970	..	515	2,497	1,137
United States of America—										
Vid Atlantic Coast	23	1,250
Other Foreign Countries	23	10	5	3	36	900	730	160	200	949
TOTAL FOREIGN COUNTRIES	7,214	3,298	2,940	4,813	3,345	2,89,150	1,40,540	1,10,764	1,42,645	87,958
Share of Bengal	2	1	..	126	572	130	20	..	3,440	12,621
" Bombay	9,303	4,792	6,422	8,739	4,539	3,69,690	1,88,260	2,50,817	2,67,757	1,21,671
" Sind	39	1	2,160	50
" Madras	75	380
TOTAL	9,349	4,869	6,422	8,865	5,111	3,71,980	1,88,710	2,50,817	2,71,107	1,37,292
Cinchona Bark (III. C)—	Lbs.	Lbs.	Lbs.	Lbs.	Lbs.					
Total Foreign Countries	100	200	..
Share of Bombay	100	200	..
Quinine Salts (III. C)—	Lbs.	Lbs.	Lbs.	Lbs.	Lbs.					
United Kingdom	3,000	..	101	954	114	20,000	..	1,530	34,810	4,075
Aden and Dependences	812	10,500
Mesopotamia*	24	1,738
Ceylon	252	4,800
Other British Possessions	70	6	880	330
TOTAL BRITISH EMPIRE	3,070	6	125	954	678	20,880	330	3,268	34,810	19,375
Persia	110	..	77	283	600	5,400	..	2,491	6,840	17,380
Other Foreign Countries	5	11	8	100	52	150	50	512	400	790
TOTAL FOREIGN COUNTRIES	115	11	85	383	652	5,550	550	3,003	7,240	18,170

* Included in Turkey, Asiatic port to 1921-22.
 † Shown as a foreign country from 1923-24.
 ‡ Shown as "Tanganyika Territory" under the British Empire from 1921-22.

No. 15—continued

ARTICLES, AND COUNTRIES OF FINAL DESTINATION; ALSO SHARE OF EACH PROVINCE	QUANTITY					VALUE				
	1919-20	1920-21	1921-22	1922-23	1923-24	1919-20	1920-21	1921-22	1922-23	1923-24
	Lbs.	Lbs.	Lbs.	Lbs.	Lbs.	R	R	R	R	R
Drugs and Medicines (ex- cluding chemicals and narcotics)—continued										
Quinine Salts (III. C)— continued										
<i>Quinine Sulphate or bisulphate—continued</i>										
Share of Bombay	3,185	12	161	1,152	1,330	26,430	670	5,217	38,806	37,515
" Sind	4	49	100	21	1,552	3,000	..
" Burma	65	25	..
TOTAL	3,185	16	210	1,317	1,330	26,430	880	6,269	42,056	37,515
Quinine hydrochloride or dihydrochloride (III. C)										
TOTAL BRITISH EMPIRE	5	830
TOTAL FOREIGN COUNTRIES	60	6	250	608
Share of Bengal
" Bombay	60	..	9	774
" Sind	2	160
TOTAL	60	11	250	934
Others (III. C)—										
United Kingdom	1,072	..	1,120	6,930	..	3,083
Straits Settlements (including Labuan)	15	..	9,200	350	..
Egypt*	408	18,760
Other British Possessions	450	..	170	620
TOTAL BRITISH EMPIRE	858	..	1,242	15	1,120	27,050	..	7,450	350	3,083
Java	200	..	164	..	107	2,740	..	3,800	..	124
Japan	14	1,530
Egypt*
United States of America— Via Atlantic Coast	50	112	..	2,270	500	..
Other Foreign Countries	5	98
TOTAL FOREIGN COUNTRIES	264	..	159	112	107	6,540	..	3,898	500	124
Share of Bengal	1,122	..	882	112	1,130	34,450	..	7,000	600	3,083
" Bombay	517	15	4,193	350	..
" Madras	2	150
" Burma	107	124
TOTAL	1,122	..	1,401	127	1,227	34,400	..	11,343	850	3,207
Other sorts of Drugs and Medicines (III. C)—										
United Kingdom	2,00,920	7,08,660	1,30,210	26,540	35,174
Aden and Dependencies	30,310	17,380	4,233	7,303	3,745
Mesopotamia†	96,400	59,903	58,138
Bahrain Islands	17,770	13,700	12,802	3,100	3,096
Ceylon	32,920	34,540	60,927	34,850	33,201
Straits Settlements (including Labuan)	56,490	37,060	30,887	28,087	37,286
Federated Malay States	5,360	450	399	1,089	..
Hongkong	35,410	18,000	35,010	11,540	1,355
Egypt*	8,250	11,501	..	13,900	..
Cape of Good Hope	1,000	20
Zanzibar and Pemba	21,010	2,040	7,433	9,161	4,886
Kenya Colony	22,650	1,00,380	21,501	13,411	3,631
Anglo-Egyptian Sudan	715	4,071
Mauritius and Dependencies	300	130	50	100	3,615
Western Australia	5
South Australia (including Northern Territory)	519	..
Victoria	1,511	509	..
New South Wales	157
Australian Commonwealth (Total)	1,668	1,177	5
Other British Possessions	960	660	640	1,240	693
TOTAL BRITISH EMPIRE	5,28,440	9,49,100	4,14,606	2,12,344	1,82,700
Germany	2,009	16,765	6,817	2,745
Belgium	1,750
France	29,060	71,610	860	..	4,750
Italy	3,600	24,700
Austria	2,020
Hungary
Turkey, Asiatic, Levant and Black Sea	400
Red Sea	1,780	2,450
Persian Gulf	1,77,450	64,900
Maskat Territory and Trucial Oman	10,270	9,730	6,819	4,226	10,058
Other Native States in Arabia	3,400	6,140	3,631	1,806	1,655
Persia	1,11,560	50,950	78,409	37,945	46,924
Henzam Island	90	1,620	2,546	715	407
Java	170	5,500	1,523
Slam	1,810	3,510	3,575	1,390	4,854
Japan	79,520	19,580	35,002	15,032	28,972
Egypt*	5,070	1,020	2,152	1,280	2,976
Portuguese East Africa	2,770	1,206
Philippine Islands and Guam
United States of America— Via Atlantic Coast	1,08,550	1,10,960	24,552	23,622	10,300
Other Foreign Countries	680	430	954	1,630	800
TOTAL FOREIGN COUNTRIES	5,34,700	3,98,320	1,75,666	94,463	1,16,279

* Shown as a Foreign country from 1923-24.
† Included in Turkey, Asiatic prior to 1921-22.

GENERAL EXPORTS

(830)

FOREIGN MERCHANDISE

No. 15—continued

ARTICLES, AND COUNTRIES OF FINAL DESTINATION; ALSO SHARE OF EACH PROVINCE	QUANTITY					VALUE				
	1919-20	1920-21	1921-22	1922-23	1923-24	1919-20	1920-21	1921-22	1922-23	1923-24
Drugs and Medicines (excluding chemicals and narcotics)—concluded						R	R	R	R	R
<i>Other sorts of Drugs and Medicines (III. C)—continued</i>										
Share of Bengal	—	—	—	—	—	24,370	37,940	53,073	22,712	16,100
" Bombay	—	—	—	—	—	9,53,650	7,42,050	4,96,384	2,52,344	2,37,951
" Sind	—	—	—	—	—	78,210	5,56,940	15,826	11,611	6,127
" Madras	—	—	—	—	—	2,820	3,650	5,539	6,039	8,852
" Burma	—	—	—	—	—	4,170	6,840	12,539	14,108	16,853
TOTAL						10,63,200	13,47,420	5,90,361	3,06,807	3,08,045
Total value of Drugs and Medicines—										
United Kingdom	—	—	—	—	—	11,78,140	8,20,120	1,00,040	70,809	44,000
Aden and Dependencies	—	—	—	—	—	78,590	46,780	68,116	53,849	36,188
Mesopotamia*	—	—	—	—	—	—	—	1,51,500	1,10,133	67,243
Bahrain Islands	—	—	—	—	—	20,160	16,280	17,061	8,272	9,514
Ceylon	—	—	—	—	—	74,400	1,37,710	1,10,650	98,103	85,021
Straits Settlements (including Labuan)	—	—	—	—	—	81,340	99,420	65,087	65,724	46,306
Federated Malay States	—	—	—	—	—	5,680	460	799	1,709	..
Hongkong	—	—	—	—	—	53,360	13,080	50,315	25,730	28,402
Egypt †	—	—	—	—	—	52,340	33,200	23,367	26,858	—
Cape of Good Hope	—	—	—	—	—	..	1,000	..	130	100
Natal	—	—	—	—	—	13,690	6,500	7,686	8,250	5,428
Zanzibar and Pemba	—	—	—	—	—	28,110	17,770	15,196	12,683	14,796
Kenya Colony	—	—	—	—	—	36,350	1,11,820	34,036	21,673	11,877
Tanganyika Territory	—	—	—	—	—	—	—	2,496	8,815	2,190
Anglo-Egyptian Sudan	—	—	—	—	—	—	—	7,083	17,027	11,753
Mauritius and Dependencies	—	—	—	—	—	27,210	34,380	8,930	38,659	27,385
Seychelles	—	—	—	—	—	220	1,590	800	640	375
Western Australia	—	—	—	—	—	5
South Australia (including Northern Territory)	—	—	—	—	—	518	..
Victoria	—	—	—	—	—	1,511	599	..
New South Wales	—	—	—	—	—	157
Australian Commonwealth (Total)						1,668	1,117	5
Other British Possessions	—	—	—	—	—	400	200	200	770	732
TOTAL BRITISH EMPIRE						16,43,990	13,43,040	7,27,039	5,06,342	3,98,005
Germany	—	—	—	—	—	..	2,000	16,765	6,817	3,085
Belgium	—	—	—	—	—	3,20,750
France	—	—	—	—	—	2,22,140	71,610	300	..	4,750
Italy	—	—	—	—	—	1,23,720	24,700	31
Austria	—	—	—	—	—
Hungary	—	—	—	—	—	27,550	2,020
Turkey, Asiatic	—	—	—	—	—
Levant and Black Sea	—	—	—	—	—	2,020	710
Red Sea	—	—	—	—	—	19,800	6,870
Persian Gulf	—	—	—	—	—	1,93,460	1,16,800
Syria	—	—	—	—	—	3,984	5,770	2,212
Mascat Territory and Trucial Oman	—	—	—	—	—	61,520	42,200	89,970	22,888	27,234
Other Native States in Arabia	—	—	—	—	—	13,460	15,860	21,542	15,135	15,313
Persia	—	—	—	—	—	1,82,900	1,15,510	1,42,852	1,49,791	1,05,095
Henjam Island	—	—	—	—	—	90	1,830	3,218	715	407
Java	—	—	—	—	—	2,060	5,750	8,800	..	2,397
Slam	—	—	—	—	—	8,900	4,300	9,925	3,115	11,594
Philippine Islands and Guam	—	—	—	—	—	..	2,770
Japan	—	—	—	—	—	1,71,050	19,560	42,489	15,032	28,975
Egypt †	—	—	—	—	—	26,544
Portuguese East Africa	—	—	—	—	—	9,120	4,500	4,097	4,045	4,372
German East Africa †	—	—	—	—	—	4,280	3,980
Italian East Africa (Somali-land and Eritrea)	—	—	—	—	—	970	..	515	2,497	1,137
French Somaliland	—	—	—	—	—	1,700	430	440
United States of America—										
Via Atlantic Coast	—	—	—	—	—	1,40,630	2,57,320	33,044	82,334	47,970
Other Foreign Countries	—	—	—	—	—	370	1,080	1,534	1,180	1,859
TOTAL FOREIGN COUNTRIES						15,12,500	6,99,020	8,23,565	3,08,828	2,88,844
Share of Bengal	—	—	—	—	—	93,200	86,230	84,376	69,302	59,058
" Bombay	—	—	—	—	—	29,56,250	13,34,770	9,18,219	7,66,349	5,53,262
" Sind	—	—	—	—	—	80,890	5,77,660	17,038	14,611	6,167
" Madras	—	—	—	—	—	21,950	37,400	10,983	10,800	10,683
" Burma	—	—	—	—	—	4,170	3,840	12,539	14,108	16,981
TOTAL						81,56,490	26,42,900	10,50,655	8,75,170	6,76,840

* Include 1 lb Turkey, Asiatic prior to 1921-22.

No. 15—continued

ARTICLES, AND COUNTRIES OF FINAL DESTINATION; ALSO SHARE OF EACH PROVINCE	QUANTITY					VALUE				
	1919-20	1920-21	1921-22	1922-23	1923-24	1919-20	1920-21	1921-22	1922-23	1923-24
Dyeing and Tanning Sub-										
stances—										
Cochineal (III. E)—										
Owts.						R	R	R	R	R
United Kingdom	8	4	72	1,050	4,800	9,050	..
Turkey, Asiatic
Persian Gulf	203	34	42,060	4,940
Moskat Territory and Trucial Oman	9	2,620
Persia	260	881	15	34	105	58,720	57,840	2,550	3,000	11,787
TOTAL FOREIGN COUNTRIES	472	415	15	34	105	1,04,300	62,830	2,550	3,000	11,787
Share of Bombay	472	423	10	106	105	1,04,300	63,580	7,350	12,950	11,737
Outch and Gambier (III. E)—										
Owts.										
Aden and Dependencies	44	32	86	20	24	1,620	1,700	1,756	1,315	1,170
Ceylon	21	38	4	..	22	710	1,850	240	..	1,108
Straits Settlements (including Labuan)	155	400	..	89	..	7,760	12,000	..	3,210	..
Egypt*	63	2,550
Natal	58	10	8	39	20	3,200	650	490	2,385	1,350
Zanzibar and Pemba	135	59	36	28	11	4,920	1,900	1,370	1,120	680
Kenya Colony	20	7	22	25	18	1,200	680	1,380	1,180	910
Tanganyika Territory	5	16	11	340	1,350	000
Other British Possessions	20	10	1	8	..	460	455	00	587
TOTAL BRITISH EMPIRE	491	561	121	222	109	21,080	19,280	6,031	10,030	6,335
Turkey, Asiatic
Levant and Black Sea	14	500
Red Sea	17	8	670	200
Persian Gulf	87	7	1,160	180
Native States in Arabia other than Moskat Territory and Trucial Oman	10	28	647	1,485	..
Egypt*
German East Africa†	14	670
Other Foreign Countries	21	6	21	7	5	910	280	855	595	220
TOTAL FOREIGN COUNTRIES	89	80	31	35	5	3,140	1,200	1,502	2,080	220
Share of Bengal	21	14	1,200	470
" Bombay	554	166	148	108	114	33,630	7,670	7,393	9,500	6,555
" Madras	6	411	4	240	12,430	240
" Burma	89	3,316	..
TOTAL	580	801	152	257	114	25,100	20,570	7,533	12,710	6,555
DRES OBTAINED FROM COAL TAR—										
Alizarine (III. E)—										
Lbs.										
Ceylon	16	348	1,472	1,414	860	30	740	2,925	2,202	868
Mauritius and Dependencies	448	896	8,200	2,500
Other British Possessions	112	00	820	460
TOTAL BRITISH EMPIRE	404	1,356	1,502	1,414	860	3,240	4,060	3,385	2,202	868
Germany	112	50,148	100	70,184
Turkey, Asiatic
Persian Gulf	112	2,270
Native States in Arabia other than Moskat Terri- tory and Trucial Oman	672	2,000
United States of America— Via Atlantic Coast	717	16,200
Other Foreign Countries	588	..	324	700	..	425
TOTAL FOREIGN COUNTRIES	829	..	588	112	57,144	18,470	..	700	100	72,609
Share of Bombay	1,165	1,344	1,829	1,120	56,696	21,400	4,020	3,310	1,996	70,314
" Sind	112	672	270	2,000
" Madras	16	12	298	405	736	30	40	275	305	663
TOTAL	1,293	1,356	2,125	1,526	58,104	21,700	4,060	4,085	2,302	73,477
Anilino (III. E)										
Lbs.										
United Kingdom	3,300	15,922	6,061	3,114	..	32,270	1,00,403	12,012	9,050
Aden and Dependencies	3,829	7,637	12,313	21,156	12,797	15,260	32,800	68,810	96,738	57,914
Mesopotamia ‡	5,378	2,906	940	11,360	6,450	2,328
R. Irel Islands	300	100	100	1,954	3,840	3,600	300	350	7,350	6,410
Ceylon	105	304	995	24,152	9,286	720	2,320	4,545	84,647	21,309
Straits Settlements (including Labuan)	50	448	1,713	3,724	3,802	390	2,910	10,050	13,400	12,612
Egypt §	1,300	5,200
Zanzibar and Pemba	112	150	1,231	3,294	3,360	170	900	4,250	13,741	12,865
Kenya Colony	130	100	365	396	412	720	400	1,340	1,460	550
Tanganyika Territory	700	1,310	3,300	4,555
Mauritius and Dependencies	500	112	305	38	..	3,950	310	2,050	100	..

* Shown as a Foreign country from 1921-21.
† Shown as "Tanganyika Territory" under the British Empire from 1921-22.
‡ Included in Turkey, Asiatic prior to 1921-22.

GENERAL EXPORTS)

(832)

FOREIGN MERCHANDISE

No. 15—continued

ARTICLES, AND COUNTRIES OF FINAL DESTINATION; ALSO SHARE OF EACH PROVINCE.	QUANTITY					VALUE				
	1919-20	1920-21	1921-22	1922-23	1923-24	1919-20	1920-21	1921-22	1922-23	1923-24
Dyeing and Tanning Substances—continued						R	R	R	R	R
DYES OBTAINED FROM COAL TAR—continued										
Aniline (III. E)—continued	Lbs.	Lbs.	Lbs.	Lbs.	Lbs.					
Victoria	1,456	1,900
Australian Commonwealth (Total)	1,456	1,990
Other British Possessions	28	56	870	85
TOTAL BRITISH EMPIRE	7,865	12,151	88,322	64,381	89,923	82,310	71,300	2,03,248	2,38,208	1,07,678
Germany	1,144	9,072	10,885	45,360
Netherlands	1,491	7,820	18,380
Belgium	15,680	6,404	15,351
Spain	1,012	5,000
Turkey, Asiatic
Levant and Black Sea	770	1,540
Red Sea	336	1,450
Persian Gulf	7,356	845	13,730	2,700
Mascat Territory and Trucial Oman	4	169	631	1,096	3,124	10	600	3,855	5,887	12,315
Other Native States in Arabia	8	1,311	470	1,202	11,103	80	8,740	2,750	4,850	36,330
Persia	114	..	10,470	33,153	40,390	230	..	62,107	1,39,535	1,08,511
Siim	200	22,479	14,050	01,475	..	1,500	34,221	22,011	2,01,612
Philippine Islands and Guana	525	1,250
China (exclusive of Hongkong and Macao)	2,944	6,275	77,374	12,711	45,313	91,240
Japan	39,662	71,672	13,288	1,85,575	2,35,535	41,828
Portuguese East Africa	1,064	112	100	1,212	..	5,000	300	600	1,650
Italian East Africa	4,320	16,528
United States of America—147 Atlantic Coast	5,111	1,292	3,757	3,058	29,372	31,090	7,340	19,541	22,400	61,362
Argentine Republic (including the Atlantic Coast of Patagonia)	1,841	9,530	..
Other Foreign Countries	112	200
TOTAL FOREIGN COUNTRIES	12,593	5,987	72,537	161,427	295,661	45,740	28,770	8,26,210	6,20,646	6,55,665
Share of Bengal	4,450	1,148	..	224	2,744	24,510	14,120	..	2,730	8,085
.. Bombay	15,873	16,864	82,823	195,762	234,600	52,820	85,740	4,54,724	3,10,111	5,32,089
.. Sind	6	113	..	5,233	5,488	20	140	..	22,197	16,815
.. Madras	49	18	5,694	740	225	320	70	39,713	980	367
.. Burma	60	..	22,342	13,849	91,527	380	..	35,021	22,636	2,5,987
TOTAL	20,452	18,138	110,939	215,908	311,584	78,050	1,00,070	5,29,418	8,58,854	7,03,313
Others (III. E)—TOTAL BRITISH EMPIRE	224	896	..
Share of Madras	224	896	..
Saffron (III. E)—	Lbs.	Lbs.	Lbs.	Lbs.	Lbs.					
Aden and Dependencies	731	147	107	2	329	5,450	1,710	3,060	250	860
Mesopotamia *	608	308	1,824	770
Bahrein Islands	2,181	527	..	204	1,076	39,730	7,010	..	6,700	11,295
Ceylon	25	8	236	103	..	2,700	420	940	480	..
Straits Settlements (including Labuan)	408	370	445	718	717	6,280	2,650	4,094	3,479	5,438
Hongkong	1,190	759	1,070	460	1,110	20,770	10,300	18,482	10,160	44,340
Zanzibar and Pemba	811	218	94	7	..	7,300	1,320	450	575	..
Kenya Colony	157	2	27	3,760	80	515
Mauritius and Dependencies	197	..	60	20	..	3,130	..	820	230	..
Other British Possessions	6	18	48	24	3	220	540	920	600	115
TOTAL BRITISH EMPIRE	5,201	2,049	2,096	2,146	8,473	89,340	24,090	28,681	21,248	65,818
France	100	5,000
Turkey, Asiatic, Red Sea	12	4	800	150
Persian Gulf	509	234	7,740	2,600
Mascat Territory and Trucial Oman	5,788	7,294	6,880	6,185	16,825	57,260	34,400	29,604	23,697	47,417
Other Native States in Arabia	430	326	54	108	410	6,180	4,680	800	4,300	8,640
Persia	244	152	195	..	510	7,580	5,850	4,500	..	1,012
Siam	121	25	40	..	861	2,510	40	700	..	930
Japan	600	12,500	2
Madagascar	14	104	4	..	4	460	1,730	80	..	50
Other Foreign Countries	57	156	10	..	17	1,920	1,390	90	..	715
TOTAL FOREIGN COUNTRIES	7,175	8,885	7,249	6,293	17,969	83,960	63,340	40,776	27,997	68,773
Share of Bengal	11	2,100
.. Bombay	12,359	10,900	9,385	8,130	21,436	1,70,900	87,180	69,457	62,245	1,24,591
.. Sind	6	360
.. Madras	34	250
TOTAL	12,376	10,934	9,385	8,439	21,433	1,73,300	87,430	69,457	52,245	1,24,591

* Included in Turkey Asiatic notes for 1921-22.

No. 15—continued

ARTICLES, AND COUNTRIES OF FINAL DESTINATION; ALSO SHARE OF EACH PROVINCE	QUANTITY					VALUE				
	1919-20	1920-21	1921-22	1922-23	1923-24	1919-20	1920-21	1921-22	1922-23	1923-24
Dyeing and Tanning Substances—continued										
<i>Other sorts (III, E)—</i>										
United Kingdom	Cwts. ..	Cwts. 70	Cwts. 24	Cwts. 83	Cwts. 7	..	12,220	1,582	3,237	200
Aden and Dependencies	31	192	394	163	543	3,640	22,070	21,365	18,050	25,042
Mesopotamia*	—	—	80	—	—	1,250
Ceylon	472	10	51	95	8	5,050	880	3,462	5,035	515
Straits Settlements (including Labuan)	193	118	518	147	211	20,520	6,940	23,160	13,659	8,530
Hongkong	23	62	77	38	55	1,680	3,420	3,305	1,487	2,160
Egypt†	7	..	93	—	..	420	..	3,700	—
Cape of Good Hope	201	4,523
Anglo-Egyptian Sudan	36	1,000
Victoria	41	2,450
<i>Australian Commonwealth (Total)</i>	41	2,450
Other British Possessions	30	28	10	6	14	1,070	1,080	720	455	300
TOTAL BRITISH EMPIRE	749	528	1,265	625	874	81,960	50,080	74,318	45,629	37,797
Germany	503	20,089	..
France	254	27,000
Turkey, Asiatic
Levant and Black Sea	1	—	—	—	..	30	—	—	—
Red Sea	13	4	—	—	—	1,200	220	—	—	—
Persian Gulf	233	8,800
Syria	—	—	..	34	..	—	—	..	1,300	..
Mascat Territory and Trucial Oman	5	4	..	4	2	260	1,000	600
Other Native States in Arabia	6	..	10	..	25	400	150	745	518	4,272
Persia	50	9	1	38	195	2,480	810	200	14,349	65,520
Siam	8	3	136	6	21	500	200	15,470	600	1,100
Japan	210	220	155	..	15	22,890	14,730	7,800	..	512
Egypt
United States of America— Vid Atlantic Coast	100	..	300	100	..	600	..	1,500	4,050
Other Foreign Countries	1	2	6	50	200	70	..
TOTAL FOREIGN COUNTRIES	829	342	304	891	358	63,620	17,790	24,415	39,026	76,084
<i>Share of Bengal</i>	<i>433</i>	<i>41</i>	<i>201</i>	<i>..</i>	<i>10</i>	<i>4,300</i>	<i>2,460</i>	<i>4,523</i>	<i>..</i>	<i>90</i>
“ <i>Bombay</i>	<i>1,114</i>	<i>229</i>	<i>1,180</i>	<i>1,507</i>	<i>1,222</i>	<i>21,030</i>	<i>55,230</i>	<i>65,334</i>	<i>77,450</i>	<i>1,13,708</i>
“ <i>Madras</i>	<i>31</i>	<i>..</i>	<i>6</i>	<i>1</i>	<i>..</i>	<i>150</i>	<i>190</i>	<i>512</i>	<i>103</i>	<i>23</i>
“ <i>Burma</i>	<i>..</i>	<i>..</i>	<i>122</i>	<i>8</i>	<i>..</i>	<i>..</i>	<i>..</i>	<i>28,364</i>	<i>7,100</i>	<i>..</i>
TOTAL	1,578	870	1,569	1,516	1,232	95,480	67,870	98,733	84,655	1,13,881
Total value of Dyeing and Tanning Substances—										
United Kingdom	45,540	1,07,285	24,305	9,230
Aden and Dependencies	25,910	59,700	94,991	1,15,359	64,928
Mesopotamia*	12,910	8,274	3,623
Bahrein Islands	43,330	7,580	455	14,080	20,905
Ceylon	9,210	6,100	12,112	93,260	23,800
Straits Settlements (including Labuan)	24,980	23,590	52,304	33,754	26,580
Hongkong	22,820	13,780	21,788	11,647	46,490
Egypt†	7,750	420	..	3,700	—
Cape of Good Hope	4,523	150	..
Natal	3,510	1,190	1,280	2,735	1,446
Zanzibar and Pemba	13,270	4,810	6,220	15,671	13,615
Kenya Colony	5,770	1,240	3,325	2,790	1,480
Tanganyika Territory	390	4,730	5,155
Anglo-Egyptian Sudan	10,310	2,810	2,920	440	1,000
Mauritius and Dependencies
Victoria	1,990	2,480
<i>Australian Commonwealth (Total)</i>	1,990	2,480
Other British Possessions	460	97
TOTAL BRITISH EMPIRE	1,78,860	1,69,860	3,20,468	3,30,875	2,18,496
Germany	31,674	1,15,544
Netherlands	700	9,600	18,480
Belgium	1,14,500	15,380
France	27,000	..	5,000
Spain	5,000
Turkey, Asiatic
Levant and Black Sea	500	1,570
Red Sea	2,070	2,030
Persian Gulf	74,680	10,420
Syria	500	1,380	..

* Included in Turkey, Asiatic prior to 1921-22
† Shown as a Foreign country from 1923-24

GENERAL EXPORTS

(834)

FOREIGN MERCHANDISE

No. 15—continued

ARTICLES, AND COUNTRIES OF FINAL DESTINATION; ALSO SHARE OF EACH PROVINCE	QUANTITY					VALUE				
	1910-20	1920-21	1921-22	1922-23	1923-24	1910-20	1920-21	1921-22	1922-23	1923-24
Dyeing and Tanning Substances—concluded						R	R	R	R	R
<i>Total value of Dyeing and Tanning Substances—continued</i>										
Mascat Territory and Trucial Oman	—	—	—	—	—	60,150	35,940	30,459	20,690	60,362
Other Native States in Arabia	—	—	—	—	—	6,070	16,570	4,942	11,153	61,860
Persia	—	—	—	—	—	69,410	64,550	69,447	1,57,784	1,86,092
Siam	—	—	—	—	—	3,100	1,740	50,891	22,611	2,08,672
Philippine Islands and Guam	—	—	—	—	—	—	—	—	—	1,260
China (exclusive of Hongkong and Macao)	—	—	—	—	—	320	290	12,711	45,313	91,240
Japan	—	—	—	—	—	22,390	27,230	1,93,377	2,35,535	42,028
Egypt*	—	—	—	—	—	—	—	—	—	512
Portuguese East Africa	—	—	—	—	—	1,340	6,390	645	1,020	2,585
Madagascar	—	—	—	—	—	400	1,840	80	50	50
German East Africa	—	—	—	—	—	1,140	1,420	—	—	—
Italian East Africa (Somaliland and Eritrea)	—	—	—	—	—	—	—	—	—	—
United States of America—Fid. Atlantic Coast	—	—	—	—	—	—	—	—	—	16,568
Argentine Republic (including the Atlantic Coast of Patagonia)	—	—	—	—	—	49,890	7,940	19,541	23,900	65,412
Other Foreign Countries	—	—	—	—	—	—	100	—	9,530	—
TOTAL FOREIGN COUNTRIES	—	—	—	—	—	3,19,130	1,74,020	3,99,153	6,93,749	8,75,988
Share of Bengal	—	—	—	—	—	32,110	17,040	4,523	4,726	8,176
" Bombay	—	—	—	—	—	4,64,070	3,13,720	6,07,968	9,63,158	8,59,552
" Sind	—	—	—	—	—	590	140	—	22,197	18,815
" Madras	—	—	—	—	—	760	11,980	40,740	1,391	1,055
" Burma	—	—	—	—	—	280	—	62,385	33,152	2,95,987
TOTAL	—	—	—	—	—	4,97,930	3,43,880	7,16,616	10,21,624	10,33,584
Earthenware and porcelain (excluding pipes of earthenware) (II. H)										
United Kingdom	—	—	—	—	—	85,220	66,090	52,069	72,430	61,560
Gibraltar	—	—	—	—	—	3,000	—	1,600	—	—
Aden and Dependencies	—	—	—	—	—	63,570	69,840	9,344	15,825	6,265
Mesopotamia†	—	—	—	—	—	—	—	1,00,876	99,440	71,701
Bahrein Islands	—	—	—	—	—	44,570	14,410	27,704	26,675	24,981
Ceylon	—	—	—	—	—	6,760	7,150	2,361	2,756	4,446
Straits Settlements (including Labuan)	—	—	—	—	—	2,550	11,040	130	1,883	1,120
Egypt*	—	—	—	—	—	3,020	13,680	6,390	4,950	—
Natal	—	—	—	—	—	1,000	25,300	9,043	3,255	500
Zanzibar and Pemba	—	—	—	—	—	18,460	21,070	20,751	31,070	12,590
Kenya Colony	—	—	—	—	—	77,300	32,300	18,692	23,273	18,588
Tanganyika Territory	—	—	—	—	—	—	—	3,137	7,706	6,750
Anglo-Egyptian Sudan	—	—	—	—	—	—	—	1,550	3,000	150
Mauritius and Dependencies	—	—	—	—	—	—	—	—	—	—
Seychelles	—	—	—	—	—	2,970	15,970	13,668	34,329	17,710
Canada—Fid. Atlantic Coast	—	—	—	—	—	550	2,750	2,280	1,200	2,178
Western Australia	—	—	—	—	—	—	—	2,625	640	—
South Australia (including Northern Territory)	—	—	—	—	—	—	—	—	—	120
New South Wales	—	—	—	—	—	—	—	2,000	—	—
Australian Commonwealth (Total)	—	—	—	—	—	—	—	2,000	640	1,110
New Zealand (including Nauru and Br. Samoa)	—	—	—	—	—	—	—	—	—	1,230
Other British Possessions	—	—	—	—	—	890	200	1,010	30	—
TOTAL BRITISH EMPIRE	—	—	—	—	—	3,09,950	2,31,950	3,07,256	3,28,704	2,70,510
Germany	—	—	—	—	—	—	580	1,190	1,550	101
Belgium	—	—	—	—	—	—	500	—	1,000	—
Switzerland	—	—	—	—	—	—	—	1,500	875	401
Austria	—	—	—	—	—	—	—	—	—	1,101
Turkey, Asiatic	—	—	—	—	—	—	—	—	—	—
Red Sea	—	—	—	—	—	34,360	16,500	—	—	—
Persian Gulf	—	—	—	—	—	2,56,340	1,84,990	—	—	—
Syria	—	—	—	—	—	—	—	1,000	—	—
Mascat Territory and Trucial Oman	—	—	—	—	—	34,350	38,970	35,068	29,768	21,33
Other Native States in Arabia	—	—	—	—	—	59,290	16,300	81,176	40,905	45,75
Persia	—	—	—	—	—	1,63,230	1,27,980	1,35,309	67,390	99,51
Java	—	—	—	—	—	—	10	13,714	—	—
Japan	—	—	—	—	—	—	1,090	360	130	75
Egypt*	—	—	—	—	—	—	—	—	—	4,00
Portuguese East Africa	—	—	—	—	—	31,200	21,060	12,512	9,456	14,54
Madagascar	—	—	—	—	—	2,000	9,540	3,543	—	25
Réunion	—	—	—	—	—	400	—	1,250	—	—
German East Africa	—	—	—	—	—	1,420	12,550	—	—	—
Italian East Africa (Somaliland and Eritrea)	—	—	—	—	—	1,220	600	875	2,000	2,30
United States of America—Fid. Atlantic Coast	—	—	—	—	—	350	2,340	1,180	464	3
Other Foreign Countries	—	—	—	—	—	890	2,110	1,632	901	3,1
TOTAL FOREIGN COUNTRIES	—	—	—	—	—	5,85,140	4,94,810	2,90,349	1,55,605	1,93,0

* Shown as a Foreign country from 1921-24.
 † Shown as "Tanganyika Territory" under the British Empire from 1921-22.
 ‡ Included in Turkey, Asiatic prior to 1921-22.

No. 15—continued

ARTICLES; AND COUNTRIES OF FINAL DESTINATION; ALSO SHARE OF EACH PROVINCE	QUANTITY					VALUE				
	1919-20	1920-21	1921-22	1922-23	1923-24	1919-20	1920-21	1921-22	1922-23	1923-24
Earthenware and porcelain (excluding pipes of earthenware) (III. H)—continued						R	R	R	R	R
Share of Bengal	—	—	—	—	—	19,450	2,630	13,378	5,267	9,751
" Bombay	—	—	—	—	—	8,19,320	6,53,190	6,90,001	4,11,535	3,71,612
" Sind	—	—	—	—	—	31,990	16,170	14,720	20,340	10,921
" Madras	—	—	—	—	—	17,010	23,450	19,866	32,075	23,142
" Burma	—	—	—	—	—	5,320	20,670	14,640	11,182	8,408
TOTAL	—	—	—	—	—	8,05,000	7,10,160	6,57,005	4,84,390	4,24,134
Electroplated ware (III. D)										
United Kingdom	—	—	—	—	—	65,700	51,220	56,053	81,320	1,17,821
Mesopotamia*	—	—	—	—	—	1,000	—	1,800	4,688	150
Ceylon	—	—	—	—	—	3,620	6,000	1,150	4,606	—
Straits Settlements (including Labuan)	—	—	—	—	—	—	—	1,840	30	2
Federated Malay States	—	—	—	—	—	—	—	2,800	1,825	—
Natal	—	—	—	—	—	—	—	—	—	—
South Australia (including Northern Territory)	—	—	—	—	—	500	—	—	—	1,000
Victoria	—	—	—	—	—	—	50	—	375	960
New South Wales	—	—	—	—	—	560	50	310	375	4,060
Australian Commonwealth (Total)	—	—	—	—	—	—	—	—	—	—
New Zealand (including Nauru and British Samoa)	—	—	—	—	—	—	720	1,200	60	—
Other British Possessions	—	—	—	—	—	—	270	700	1,115	1,280
TOTAL BRITISH EMPIRE	—	—	—	—	—	61,710	58,260	66,803	94,110	1,24,228
Germany	—	—	—	—	—	—	—	—	4,250	11,418
France	—	—	—	—	—	—	—	1,200	2,250	918
Italy	—	—	—	—	—	—	5,000	—	855	—
Greece	—	—	—	—	—	—	—	—	1,800	—
Turkey, Asiatic	—	—	—	—	—	—	—	—	—	—
Persian Gulf	—	—	—	—	—	3,770	970	—	—	—
Persia	—	—	—	—	—	—	800	200	4,848	450
Java	—	—	—	—	—	—	—	—	2,001	—
Siam	—	—	—	—	—	—	—	—	7,750	—
China (exclusive of Hongkong and Macao)	—	—	—	—	—	660	2,000	200	165	90
Other Foreign Countries	—	—	—	—	—	—	250	—	—	—
TOTAL FOREIGN COUNTRIES	—	—	—	—	—	8,430	9,080	1,600	28,919	13,716
Share of Bengal	—	—	—	—	—	2,900	7,150	2,145	10,324	52,232
" Bombay	—	—	—	—	—	24,830	19,210	13,275	64,529	58,093
" Sind	—	—	—	—	—	6,020	7,200	4,070	6,525	4,653
" Madras	—	—	—	—	—	28,890	24,480	38,973	24,780	36,238
" Burma	—	—	—	—	—	2,500	11,300	8,942	21,371	7,288
TOTAL	—	—	—	—	—	60,140	67,340	67,103	1,18,020	1,57,914
Fireworks (III. V)										
Aden and Dependencies	—	—	—	—	—	1,000	1,190	620	—	—
Mesopotamia*	—	—	—	—	—	—	—	20,648	13,828	1,210
Egypt†	—	—	—	—	—	—	—	1,800	600	—
Zanzibar and Pemba	—	—	—	—	—	7,210	6,890	6,247	250	750
Kenya Colony	—	—	—	—	—	4,050	17,230	10,410	8,250	1,225
Tanganyika Territory	—	—	—	—	—	—	—	1,060	567	—
Other British Possessions	—	—	—	—	—	340	80	670	700	778
TOTAL BRITISH EMPIRE	—	—	—	—	—	12,600	24,390	41,355	24,695	3,983
Turkey, Asiatic	—	—	—	—	—	950	20	—	—	—
Red Sea	—	—	—	—	—	3,710	6,370	—	—	—
Persian Gulf	—	—	—	—	—	180	350	3,761	425	100
Mascat Territory and Trucial Oman	—	—	—	—	—	870	400	3,502	1,405	1,040
Other Native States in Arabia	—	—	—	—	—	640	880	2,020	960	—
Persia	—	—	—	—	—	200	1,500	—	—	740
Egypt	—	—	—	—	—	130	300	1,251	937	—
German East Africa	—	—	—	—	—	—	—	—	—	—
Other Foreign Countries	—	—	—	—	—	6,580	10,080	10,624	3,727	2,480
TOTAL FOREIGN COUNTRIES	—	—	—	—	—	—	—	—	700	—
Share of Bengal	—	—	—	—	—	19,050	34,420	61,759	27,122	5,465
" Bombay	—	—	—	—	—	100	50	—	—	878
" Sind	—	—	—	—	—	—	—	220	—	—
" Madras	—	—	—	—	—	—	—	—	—	—
TOTAL	—	—	—	—	—	19,150	34,470	61,979	27,822	6,443
Fish (excluding canned fish)										
Fish, dry, unsalted (I. A)	Cwts.	Cwts.	Cwts.	Cwts.	Cwts.					
United Kingdom	120	—	—	—	—	3,300	—	—	1,760	—
Ceylon	—	—	—	—	—	—	—	—	1,933	—
Straits Settlements (including Labuan)	16	—	—	—	—	1,140	—	—	640	—
Hongkong	—	138	—	—	10	—	2,710	—	—	260
Other British Possessions	—	—	—	—	—	—	—	—	475	—
TOTAL BRITISH EMPIRE	136	138	—	—	10	4,500	9,710	—	4,808	260
TOTAL FOREIGN COUNTRIES	—	18	—	25	1	—	30	—	2,057	25

* Included in Turkey, Asiatic prior to 1921-22.

† Shown as a Foreign country from 1921-22.

‡ Shown as "Tanganyika Territory" under the British Empire from 1921-22.

GENERAL EXPORTS

(836)

FOREIGN MERCHANDISE

No. 15—continued

ARTICLES, AND COUNTRIES OF FINAL DESTINATION; ALSO SHARE OF EACH PROVINCE	QUANTITY					VALUE				
	1919-20	1920-21	1921-22	1922-23	1923-24	1919-20	1920-21	1921-22	1922-23	1923-24
Fish (excluding canned fish) —continued						R	R	R	R	R
Fish, dry, unsalted (I. A.) —continued	Cwts.	Cwts.	Cwts.	Cwts.	Cwts.					
Share of Bombay	156	..	352	11	..	10,010	..	4,295	225
" Madras . . .	121	3,430
" Burma . . .	14	88	..	1,070	2,570	..
TOTAL . . .	135	156	..	440	11	4,500	10,010	..	6,865	225
Fish, dry, salted (I. A.) —continued	Cwts.	Cwts.	Cwts.	Cwts.	Cwts.					
Ceylon	83	278	..	644	..	800	450	..	7,690	..
Other British Possessions . . .	17	..	22	360	..	710
TOTAL BRITISH EMPIRE . . .	100	278	22	644	..	1,160	450	710	7,690	..
Share of Bombay . . .	130	644	..	1,160	7,690	..
" Madras	278	450
" Burma	22	710
TOTAL . . .	100	278	22	644	..	1,160	450	710	7,690	..
Fishmats and Sharkskins (I. A.)—	Cwts.	Cwts.	Cwts.	Cwts.	Cwts.					
United Kingdom . . .	478	479	637	430	508	1,12,030	1,22,620	2,08,400	1,24,500	1,50,650
Ceylon	15	5,250
Hongkong	5,787	4,653	5,806	5,270	4,845	10,46,830	10,19,050	12,55,630	10,76,620	9,91,990
New South Wales	11	4,443
Australian Commonwealth (Total)	11	4,443
TOTAL BRITISH EMPIRE . . .	6,275	5,132	6,454	5,700	5,353	11,64,110	11,41,670	14,68,473	12,01,125	11,42,640
China (exclusive of Hongkong and Macao)	7	700
Share of Bombay . . .	6,275	5,132	6,454	5,700	5,353	11,64,110	11,41,670	14,68,473	12,01,125	11,42,640
" Burma	7	700
TOTAL . . .	6,275	5,132	6,454	5,700	5,360	11,64,110	11,41,670	14,68,473	12,01,125	11,43,340
TOTAL FISH (excluding canned fish) —	Cwts.	Cwts.	Cwts.	Cwts.	Cwts.					
United Kingdom . . .	478	479	637	518	508	1,12,030	1,22,620	2,08,400	1,20,260	1,50,650
Ceylon	218	279	..	934	..	9,410	450	..	9,023	..
Straits Settlements (including Labuan)	15	..	22	16	..	1,140	..	710	640	..
Hongkong	5,804	4,791	5,806	5,270	4,855	10,47,190	10,28,760	12,55,630	10,76,625	9,92,190
New South Wales	11	4,443
Australian Commonwealth (Total)	11	4,443
Other British Possessions	18	475	..
TOTAL BRITISH EMPIRE . . .	6,510	5,548	6,476	6,756	5,363	11,69,770	11,51,830	14,69,183	12,13,023	11,42,640
Japan	4	1,247	..
Other Foreign Countries	18	..	24	8	..	300	..	810	725
TOTAL FOREIGN COUNTRIES	18	..	28	8	..	300	..	2,057	725
Share of Bombay . . .	6,375	5,666	6,454	6,696	5,364	11,66,270	11,52,130	14,68,473	12,13,110	11,42,665
" Madras . . .	121	3,430
" Burma . . .	14	..	22	88	7	1,070	..	710	2,570	700
TOTAL . . .	6,510	5,666	6,476	6,784	5,371	11,99,770	11,52,130	14,69,183	12,15,630	11,43,665
Fruits and Vegetables— Fresh fruits and vegetables (I. B.)—										
TOTAL BRITISH EMPIRE . . .	—	—	—	—	—	360	630	200	335	..
Market Territory and Trucial Oman	—	—	—	—	—	..	1,000
Other Foreign Countries . . .	—	—	—	—	—	690	120	..	275	..
TOTAL FOREIGN COUNTRIES . . .	—	—	—	—	—	690	1,120	..	275	..
Share of Bombay . . .	—	—	—	—	—	910	1,750	180	600	..
" Sind . . .	—	—	—	—	—	80
" Madras . . .	—	—	—	—	—	90	10	..
" Burma . . .	—	—	—	—	—	20
TOTAL . . .	—	—	—	—	—	1,050	1,750	200	610	..

No. 15—continued

ARTICLES, AND COUNTRIES OF FINAL DESTINATION; ALSO SHARE OF EACH PROVINCE	QUANTITY					VALUE				
	1919-20	1920-21	1921-22	1922-23	1923-24	1919-20	1920-21	1921-22	1922-23	1923-24
Fruits and Vegetables— continued.										
<i>Fruits and vegetables: dried, salted, or preserved—</i>										
Dates (I. B)—	Tons	Tons	Tons	Tons	Tons					
Maldives	1	5	2	3	3	230	1,020	161	380	600
Ceylon	336	427	448	27	165	86,170	1,16,500	1,25,071	7,853	34,649
Straits Settlements (Includ- ing Labuan)	1,043	1,487	1,039	597	1,637	3,01,520	4,22,090	3,29,314	1,47,849	2,12,781
Egypt*	207	142	104	55,730	41,640	22,637
Cape of Good Hope	1	1	3	..	1	320	150	978	..	180
Natal	19	8	10	8	17	6,230	4,420	5,014	4,017	7,305
Zanzibar and Pemba	14	3	..	1	120	3,390	1,750	350	65
Kenya Colony	1	88	2	14	13	430	18,510	760	4,095	5,077
Anglo-Egyptian Sudan Mauritius and Dependencies	220	..	204	60,470	..	81,637
Other British Possessions	6	6	1	6	4	1,910	2,030	1,507	1,218	1,104
TOTAL BRITISH EMPIRE	1,604	2,178	1,846	656	2,082	4,52,660	6,10,250	5,47,668	1,66,244	3,49,608
Turkey, Asiatic										
Red Sea	34	63	11,320	19,600
Persian Gulf	41	14,800
Maskat Territory and Trucial Oman	45	96	17	9,000	18,068	3,350	..
Other Native States in Arabia	255	90	52,350	330	..
Persia	7	1,120	..
Java	2	1	3	9	..	700	580	1,550	2,670	100
Sumatra	18	21	86	3,700	7,940	28,860	..	125
Egypt*	9
Portuguese East Africa	13	9	18	16	19	3,420	3,110	5,397	4,178	5,703
Madagascar	6	6	..	2	1	1,350	1,170	..	338	120
Italian East Africa (Somali- land and Eritrea)	80	18	19,430	5,830
United States of America—										
V. Atlantic Coast	173	51,000
Pacific	1,161	1,098	..
Other Foreign Countries	1	..	1	2	..	650	390	100
TOTAL FOREIGN COUNTRIES	194	163	682	53	20	54,870	47,710	1,58,071	13,084	6,247
Share of Bengal	5	..	3	8	5	1,320	..	1,315	2,974	3,099
" Bombay	1,780	3,377	3,387	687	2,065	5,01,910	6,43,380	6,69,653	1,74,120	3,50,530
" Sind	10	19	34	13	9	3,260	3,030	10,673	1,962	1,866
" Madras	3	45	4	1	3	540	3,050	696	272	355
TOTAL	1,798	2,341	2,478	709	2,082	5,07,580	6,57,060	7,05,739	1,79,328	3,56,650
Other sorts (I. B)—	Tons	Tons	Tons	Tons	Tons					
United Kingdom	3,173	5,632	4,025	5,091	826	23,50,280	53,67,100	40,23,459	67,48,157	9,04,476
Aden and Dependencies	22	16	4	3	10	21,570	14,850	6,372	5,600	8,414
Mesopotamia†	10	13	16	11,056	4,745	9,626
Bahrein Islands	16	6	8	12,370	6,310	360	150	5,335
Ceylon	68	87	60	86	123	61,570	34,360	60,308	86,277	1,02,751
Straits Settlements (Includ- ing Labuan)	105	89	104	121	139	1,10,160	1,22,030	1,16,618	1,36,061	1,21,382
Hongkong	553	265	126	315	463	4,48,930	2,13,360	86,278	1,86,638	2,03,308
Egypt*	143	59	23	127	..	1,37,500	70,760	31,690	1,52,321	..
Natal	4	5	4	6	6	7,720	11,850	8,543	7,667	8,780
Zanzibar and Pemba	22	12	16	16	27	25,180	17,580	24,220	31,122	37,480
Kenya Colony	37	19	19	23	29	41,900	25,790	23,215	34,275	37,705
Tanganyika Territory	3	6	6	5,537	10,702	8,905
Anglo-Egyptian Sudan Mauritius and Dependencies.	2	4	2,800	4,070
Seychelles	2	2	2	9	13	4,210	2,560	4,075	10,873	13,507
Victoria	1	1	1,270	2,260	260	175	1,070
Australian Commonwealth (Total)	1	1	..	1,560	1,600	..
Other British Possessions	2	480	1,443
TOTAL BRITISH EMPIRE	4,147	6,192	4,396	5,819	1,873	42,19,660	59,39,450	44,13,136	74,19,643	15,58,250
Germany	8	1	..	7,200	..	20	750	..
Belgium	33	7	5	46	..	24,910	6,000	7,000	63,500	..
France	2	..	6	2,700	..	5,371	800	425
Italy	10	..	2	6,150	..	3,030

* Shown as a Foreign country from 1923-24.

† Included in Turkey, Asiatic prior to 1921-22.

GENERAL EXPORTS

(838)

FOREIGN MERCHANDISE

No. 15—continued

ARTICLES, AND COUNTRIES OF FINAL DESTINATION; ALSO SHARE OF EACH PROVINCE	QUANTITY					VALUE				
	1919-20	1920-21	1921-22	1922-23	1923-24	1919-20	1920-21	1921-22	1922-23	1923-24
Fruits and Vegetables—										
<i>continued</i>										
<i>Fruits and vegetables: dried, salted, or preserved—</i>										
<i>continued</i>										
<i>Other sorts (I. B)—continued</i>										
Turkey, Asiatic			60
Red Sea	1	1,220	900
Persian Gulf	108	17	74,090	13,710
Syria	30	11	34,160	13,300
Native States in Arabia, other than Maskat Territory and Trucial Oman	9	..	3	2	3	5,540	90	4,782	2,730	3,470
Persia	3	1	1	2,550	1,460	125	100	1,110
Java	8	1	..	8,280	..	240	760
Siam	1	3	1	3	4	2,270	3,160	3,490	4,665	6,945
China (exclusive of Hong-Kong and Macao)	5	7	2	2	1	6,670	10,760	3,550	4,051	2,480
Japan	10	4	6	4	..	13,730	6,520	9,350	8,514	7
Egypt	257	1,78,024
Portuguese East Africa	4	4	3	3	4	7,310	5,280	4,275	6,080	5,795
Madagascar	1	1,440	1,320	555	200	207
German East Africa †	4	3	4,420	5,530
French Somaliland	1	1,030
United States of America—Via Atlantic Coast	3	61	5	93	3	3,480	65,620	7,095	1,76,609	2,250
Other Foreign Countries	1	1	760	830	920	320	867
TOTAL FOREIGN COUNTRIES	194	115	41	184	288	1,50,270	1,29,410	62,668	3,02,709	2,10,503
<i>Share of Bengal</i>	<i>37</i>	<i>39</i>	<i>25</i>	<i>29</i>	<i>89</i>	<i>31,160</i>	<i>43,950</i>	<i>36,305</i>	<i>32,547</i>	<i>61,026</i>
Bombay	3,089	4,995	3,841	3,535	1,167	30,59,300	45,06,860	36,71,655	42,95,019	9,43,194
Sind	1,221	1,273	571	2,389	701	12,88,500	15,18,040	7,57,074	33,94,544	7,32,553
Madras	70	30	270	67	..
Burma	3	175	951
TOTAL	4,341	6,307	4,437	6,003	1,001	43,78,030	60,68,860	44,65,804	77,22,352	17,77,754
Total value of Fruits and Vegetables—										
United Kingdom	38,51,020	53,67,570	40,23,844	67,48,337	9,04,54
Alien and Dependencies	22,370	16,050	6,372	6,166	8,41
Mesopotamia †	11,056	4,745	9,62
Bahrain Islands	12,870	6,310	360	550	5,35
Maldives	280	1,620	236	540	1,50
Ceylon	1,47,830	2,00,360	1,30,579	64,140	1,37,40
Straits Settlements (including Labuan)	4,11,760	5,45,020	4,45,932	2,84,035	8,34,10
Hongkong	4,43,930	2,13,420	86,385	1,86,640	2,03,40
Egypt *	1,98,230	1,12,720	64,327	1,52,321	..
Natal	13,950	16,270	13,547	11,684	10,0
Zanzibar and Pemba	25,300	20,970	25,970	31,472	27,5
Kenya Colony	42,380	44,300	28,975	38,370	42,7
Tanganyika Territory	5,657	10,792	9,4
Anglo-Egyptian Sudan	60,659	2,800	85,7
Mauritius and Dependencies	4,210	2,560	4,675	11,375	10,7
Seychelles	1,760	2,810	980	215	1,3
Victoria	1,500	1,600	..
Australian Commonwealth (Total)	1,500	1,600	..
Other British Possessions	390	290	1,440	434	..
TOTAL BRITISH EMPIRE	46,72,680	65,50,330	40,81,004	75,86,222	19,97
Germany	7,300	..	20	824	..
Belgium	24,910	6,000	7,000	63,500	..
France	2,780	..	5,371	872	..
Italy	6,160	..	3
Turkey, Asiatic	60
Red Sea	12,540	20,550
Persian Gulf	88,600	13,760
Syria	34,150	11
Maskat Territory and Trucial Oman	10,330	18,838	3,395	..
Other Native States in Arabia	5,510	90	57,132	3,395	..

* Shown as a Foreign country from 1923-24.
 † Shown as "Tanganyika Territory" under the British Empire from 1921-22.
 ‡ Included in Turkey, Asiatic prior to 1921-22.

No. 15—continued

ARTICLES, AND COUNTRIES OF FINAL DESTINATION ALSO SHARE OF EACH PROVINCE	QUANTITY					VALUE				
	1919-20	1920-21	1921-22	1922-23	1923-24	1919-20	1920-21	1921-22	1922-23	1923-24
Fruits and Vegetables—con- clude†						R	R	R	R	R
<i>Total value of Fruits and Vegetables—continued</i>										
Persia	—	—	—	—	—	2,940	1,460	125	1,320	1,110
Java	—	—	—	—	—	700	8,800	1,550	2,010	830
Slam	—	—	—	—	—	5,970	11,100	32,050	4,665	7,070
China (exclusive of Hong- kong and Macao)	—	—	—	—	—	7,020	11,150	4,482	5,008	2,460
Japan	—	—	—	—	—	13,730	6,520	9,494	8,514	7
Egypt*	—	—	—	—	—	10,730	8,940	9,672	10,258	1,78,083
Portuguese East Africa	—	—	—	—	—	2,790	2,190	655	638	11,656
Madagascar	—	—	—	—	—	4,540	5,700	—	—	830
German East Africa †	—	—	—	—	—	19,570	6,210	100	—	—
Italian East Africa (Somal- land and Eritrea)	—	—	—	—	—	1,080	—	—	—	—
French Somaliland	—	—	—	—	—	—	—	—	—	—
United States of America— Via Atlantic Coast	—	—	—	—	—	3,480	65,020	58,005	1,76,001	2,250
Pacific	—	—	—	—	—	—	—	—	—	31
Other Foreign Countries	—	—	—	—	—	620	140	40	275	—
TOTAL FOREIGN COUNTRIES	—	—	—	—	—	2,14,830	1,78,240	2,10,739	3,10,068	2,25,760
<i>State of Bengal</i>	—	—	—	—	—	<i>32,580</i>	<i>43,950</i>	<i>38,620</i>	<i>36,521</i>	<i>64,126</i>
" <i>Bombay</i>	—	—	—	—	—	<i>35,62,120</i>	<i>51,54,490</i>	<i>43,58,490</i>	<i>44,69,739</i>	<i>13,11,724</i>
" <i>Sind</i>	—	—	—	—	—	<i>12,91,810</i>	<i>15,21,070</i>	<i>7,73,747</i>	<i>33,96,506</i>	<i>7,54,442</i>
" <i>Madras</i>	—	—	—	—	—	<i>700</i>	<i>9,060</i>	<i>868</i>	<i>342</i>	<i>353</i>
" <i>Burma</i>	—	—	—	—	—	<i>—</i>	<i>—</i>	<i>20</i>	<i>175</i>	<i>950</i>
TOTAL	—	—	—	—	—	49,87,510	67,23,570	51,71,743	70,02,290	21,33,603
Furniture and Cabinet- ware (III. G) —										
United Kingdom	—	—	—	—	—	97,480	1,09,140	93,337	68,958	1,10,047
Aden and Dependencies	—	—	—	—	—	1,620	2,370	3,625	1,515	520
Mesopotamia‡	—	—	—	—	—	—	—	41,768	13,137	27,147
Bahrain Islands	—	—	—	—	—	200	1,250	1,110	1,875	1,177
Ceylon	—	—	—	—	—	2,160	1,960	3,646	4,482	1,817
Hongkong	—	—	—	—	—	500	450	3,007	1,066	2,375
Egypt*	—	—	—	—	—	1,000	660	2,373	6,600	—
Kenya Colony	—	—	—	—	—	1,400	2,020	935	341	1,150
Tanganyika Territory	—	—	—	—	—	—	—	1,335	350	1,011
Mauritius and Dependencies	—	—	—	—	—	100	—	475	380	2,510
Victoria	—	—	—	—	—	80	170	300	2,500	30
Tasmania	—	—	—	—	—	—	50	—	—	—
New South Wales	—	—	—	—	—	120	—	—	—	375
Queensland	—	—	—	—	—	—	470	—	—	—
Australian Commonwealth (Total)	—	—	—	—	—	200	690	300	2,500	673
Other British Possessions	—	—	—	—	—	1,510	2,080	1,805	1,248	1,778
TOTAL BRITISH EMPIRE	—	—	—	—	—	1,04,170	1,23,610	1,54,615	97,392	1,50,227
Denmark	—	—	—	—	—	60	—	1,393	—	—
Germany	—	—	—	—	—	—	340	1,465	1,000	6
France	—	—	—	—	—	320	10	—	5,150	774
Italy	—	—	—	—	—	2,800	1,500	370	—	2,710
Turkey, European	—	—	—	—	—	—	87,240	—	—	—
Turkey, Asiatic	—	—	—	—	—	—	—	—	—	—
Red Sea	—	—	—	—	—	—	4,590	—	—	—
Persian Gulf	—	—	—	—	—	57,660	65,090	—	—	—
Native States in Arabia, other than Maskat Terri- tory and Trucial Oman	—	—	—	—	—	1,540	450	25,163	3,200	260
Persia	—	—	—	—	—	74,110	82,320	1,47,795	1,08,173	2,41,235
Siam	—	—	—	—	—	130	170	—	1,990	—
China (exclusive of Hong- kong and Macao)	—	—	—	—	—	—	—	13,830	146	507
Japan	—	—	—	—	—	720	3,010	608	400	4,925
Egypt*	—	—	—	—	—	280	370	516	3,484	1,285
Portuguese East Africa	—	—	—	—	—	—	—	—	—	—
Italian East Africa (Somal- land and Eritrea)	—	—	—	—	—	—	130	—	1,320	15

* Shown as a foreign country, from 1923-24.
† Shown as "Tanganyika Territory" under the British Empire from 1921-22.
‡ Included in Turkey, Asiatic prior to 1921-22.

GENERAL EXPORTS

(840)

FOREIGN MERCHANDISE

No. 15—continued

ARTICLES, AND COUNTRIES OF FINAL DESTINATION ; ALSO SHARE OF EACH PROVINCE	QUANTITY					VALUE				
	1919-20	1920-21	1921-22	1922-23	1923-24	1919-20	1920-21	1921-22	1922-23	1923-24
Furniture and Cabinet-ware (III. G)—continued						R	R	R	R	R
United States of America—										
Via Atlantic Coast	—	1	—	—	—	100	..	1,113	2,030	4,223
Other Foreign Countries	—	—	—	—	—	830	1,700	3,541	2,028	969
TOTAL FOREIGN COUNTRIES	—	—	—	—	—	1,38,440	1,88,910	1,95,297	2,18,705	2,57,601
<i>Share of Bengal</i>	—	—	—	—	..	29,320	6,770	9,378	6,041	12,657
" <i>Bombay</i>	—	—	—	—	—	1,77,140	2,64,390	3,02,692	2,73,925	3,62,549
" <i>Sind</i>	—	—	—	—	—	24,390	17,140	17,181	11,365	12,542
" <i>Madras</i>	—	—	—	—	—	7,130	18,990	17,594	18,739	17,965
" <i>Burma</i>	—	—	—	—	—	6,130	3,230	3,067	5,007	2,105
TOTAL	—	—	—	—	—	2,44,610	3,00,520	3,49,912	3,16,097	4,07,828
Glass and Glassware—										
<i>Beads and false pearls (III. H)—</i>	Cwts.	Cwts.	Cwts.	Cwts.	Cwts.					
United Kingdom	1	..	14	120	..	1,700	5	..
Aden and Dependencies	14	16	16	15	25	1,870	1,350	2,620	2,175	5,150
Mesopotamia *	—	—	89	62	132	—	—	14,082	13,543	17,224
Bahrain Islands	21	2	2	3,100	500	231
Ceylon	16	27	26	33	35	1,850	2,890	3,559	7,378	3,880
Straits Settlements (including Labuan)	14	11	7	16	17	2,270	3,410	2,461	3,197	5,612
Federated Malay States	2	2	4	9	7	200	1,140	2,124	1,589	2,327
Natal	12	..	2	2	..	2,000	..	400	777	..
Zanzibar and Pemba	34	85	35	40	19	6,550	15,660	5,030	7,522	3,337
Kenya Colony	62	97	26	60	180	13,830	21,080	8,230	15,645	23,880
Tanganyika Territory	—	—	2	11	63	—	—	250	1,975	6,258
Mauritius and Dependencies	9	7	14	35	14	1,400	1,700	2,620	7,475	2,845
Other British Possessions	2	..	5	4	..	600	290	875	400	16
TOTAL BRITISH EMPIRE	207	247	230	287	404	33,290	48,920	43,951	61,681	71,259
Germany	95	7,799
Turkey, Asiatic
<i>Red Sea</i>	5	..	—	—	—	1,070	160	—	—	—
<i>Perlan Gulf</i>	273	39	—	—	—	36,350	6,680	—	—	—
Mascat Territory and Trucial Oman	15	1	7	2,100	156	995
Other Native States in Arabia	6	..	4	18	2	180	..	555	3,400	300
Persia	47	17	84	31	62	9,770	6,300	8,710	8,965	9,846
Java	5	1,000
Siam	5	1,070
Japan	29	2	90	9	16	5,730	1,600	38,220	2,342	5,363
Portuguese East Africa	27	95	235	212	182	3,840	17,500	34,707	34,314	27,436
Madagascar	1	18	100	1,800
German East Africa †	3	9	—	—	—	300	2,850	—	—	—
French Somaliland	8	2	1	1,420	300	100
Other Foreign Countries	3	500
TOTAL FOREIGN COUNTRIES	416	170	407	271	364	61,260	36,460	85,092	49,177	51,78
<i>Share of Bengal</i>	5	..	15	12	8	1,100	..	4,650	2,792	61
" <i>Bombay</i>	591	399	612	523	741	89,240	79,530	1,20,504	1,03,287	1,07,51
" <i>Sind</i>	8	1	11	2,130	1,470	100	120	6,66
" <i>Madras</i>	19	17	10	23	98	2,080	4,380	3,789	4,659	8,1
TOTAL	623	417	637	558	858	94,550	85,860	1,29,043	1,10,858	7,23,0

* Included in Turkey, Asiatic prior to 1921-22.
 † Shown as "Tanganyika Territory" under the British Empire from 1921-22.

No. 15—continued

ARTICLES, AND COUNTRIES OF FINAL DESTINATION; ALSO SHARE OF EACH PROVINCE	QUANTITY					VALUE				
	1919-20	1920-21	1921-22	1922-23	1923-24	1919-20	1920-21	1921-22	1922-23	1923-24
	Gross	Gross	Gross	Gross	Gross	R	R	R	R	R
Glass and Glassware—con- tinued										
Bottles (III, H)—										
United Kingdom	108	74	32	20	..	2,314	1,103	376
Aden and Dependencies	3,075	798	1,003	1,754	415	12,660	4,400	5,640	9,800	3,292
Mesopotamia*	—	—	207	305	303	—	—	9,920	4,052	8,409
Bahrain Islands	150	92	126	40	225	2,430	1,720	5,000	2,985	4,420
Ceylon	46	146	83	170	192	280	1,770	1,512	1,779	2,060
Straits Settlements (includ- ing Labuan)	23	48	75	530	1,440	700
Natal	150	290	84	1,750	1,200	1,250
Zanzibar and Pemba	150	87	257	93	31	1,750	1,650	4,235	1,810	810
Kenya Colony	77	82	3	5	257	970	2,660	275	187	1,127
Tanganyika Territory	—	—	17	181	57	—	—	300	950	1,225
Other British Possessions	12	..	40	2	18	620	..	100	135	104
TOTAL BRITISH EMPIRE	3,532	1,251	2,069	2,923	1,704	20,260	18,640	31,646	24,041	23,253
Sweden	67	1,730
Turkey, Asiatic
Red Sea	131	21	—	—	—	1,130	480	—	—	—
Persian Gulf	1,198	913	—	—	—	29,330	23,020	—	—	—
Maskat Territory and Trucial Oman	135	3	117	38	133	1,600	150	2,116	1,560	4,215
Other Native States in Arabia	47	..	2,092	194	307	710	..	7,135	610	1,420
Persia	125	312	108	16	98	6,230	11,630	5,821	1,031	5,204
Japan	200	164	1,000	1,385
Portuguese East Africa	413	1	2	8	2	1,100	20	250	150	120
French Somaliland	550	..	120	2,210	..	800	..	400
Other Foreign Countries	2	10	2	302	8	80	400	25	887	..
TOTAL FOREIGN COUNTRIES	2,601	1,460	2,642	558	548	42,480	42,700	19,261	4,238	11,440
Share of Bengal	2	300	39	..	1,600	40	782	766
„ Bombay	6,050	2,659	4,353	3,158	2,120	58,880	46,770	34,632	20,705	27,563
„ Sind	68	138	288	19	87	3,460	2,000	14,439	730	6,361
„ Madras	3	14	11	11	6	30	620	103	67	48
„ Burma	12	..	69	320	50	1,664	5	76
TOTAL	6,133	2,711	4,711	3,481	2,262	62,740	50,340	50,907	28,279	34,702
Sheet and plate (III, H)	Supl. feet	Supl. feet	Supl. feet	Supl. feet	Supl. feet					
Aden and Dependencies	2,522	1,800	..	1,284	600	1,330	1,800	..	615	300
Mesopotamia*	—	—	6,250	9,470	4,800	—	—	2,810	3,188	2,360
Bahrain Islands	2,220	5,570	2,400	4,540	3,540	900	4,430	570	1,660	1,593
Zanzibar and Pemba	7,025	7,600	100	2,300	525	4,670	4,080	50	1,611	550
Kenya Colony	28,400	17,400	500	16,960	13,800	277
Seychelles	200	..	1,000	75	..	2,100
Other British Possessions	450	1,440	700	1,000	700	340	920	400	250	533
TOTAL BRITISH EMPIRE	40,617	33,810	10,150	18,594	12,165	24,200	24,530	4,182	7,324	7,736
Turkey, Asiatic
Red Sea	2,500	1,900	—	—	—	2,800	750	—	—	—
Persian Gulf	108,472	82,582	—	—	—	50,630	29,970	—	—	—
Native States in Arabia, other than Maskat Terri- tory and Trucial Oman	50	575	710	1,600	2,735	20	240	438	490	1,285
Persia	86,535	62,315	36,425	41,940	27,987	20,360	27,090	13,180	13,347	10,967
Other Foreign Countries	300	3,720	250	4,470	1,624	280	1,440	140	1,660	1,195
TOTAL FOREIGN COUNTRIES	142,857	151,092	37,386	48,010	32,346	74,180	50,420	18,762	16,497	13,447
Share of Bombay	183,124	180,157	46,775	62,320	43,136	95,020	79,970	32,739	22,144	20,314
„ Sind	350	4,645	760	4,234	1,375	360	4,000	205	677	839
„ Madras	200	50
TOTAL	183,474	184,902	47,535	66,604	44,511	98,380	84,920	22,944	22,821	21,153

* Included in Turkey, Asiatic prior to 1921-22.

GENERAL EXPORTS

FOREIGN MERCHANDISE

(842)

No. 15—continued

ARTICLES, AND COUNTRIES OF FINAL DESTINATION; ALSO SHARE OF EACH PROVINCE	QUANTITY					VALUE				
	1919-20	1920-21	1921-22	1922-23	1923-24	1919-20	1920-21	1921-22	1922-23	1923-24
Glass and Glassware— <i>continued</i>						R	R	R	R	R
Other Glassware (III. H)										
United Kingdom	—	—	—	—	—	23,280	36,030	44,752	33,081	29,807
Aden and Dependencies	—	—	—	—	—	48,450	77,410	57,070	30,199	27,500
Mesopotamia *	—	—	—	—	—	—	—	5,39,167	3,02,252	1,61,177
Bahrain Islands	—	—	—	—	—	84,510	20,310	18,822	26,344	33,241
Maldives	—	—	—	—	—	..	50	1,945	100	1,761
Ceylon	—	—	—	—	—	17,800	16,890	27,550	17,221	15,111
Straits Settlements (includ- ing Labuan)	—	—	—	—	—	5,320	13,180	7,269	13,379	37,870
Federated Malay States	—	—	—	—	—	1,580	3,090	4,825	4,995	14,866
Hongkong	—	—	—	—	—	10,860	13,560	4,000	5,020	7,736
Egypt †	—	—	—	—	—	35,150	56,140	1,157	8,908	—
Natal	—	—	—	—	—	980	2,450	2,270	675	300
Cape of Good Hope	—	—	—	—	—	100	3,500	250	75	..
Zanzibar and Pemba	—	—	—	—	—	28,750	31,370	20,271	21,960	11,270
Kenya Colony	—	—	—	—	—	89,950	54,670	29,045	42,498	24,824
Tanganyika Territory	—	—	—	—	—	—	—	11,430	10,197	7,912
Anglo-Egyptian Sudan	—	—	—	—	—	—	—	4,976	4,150	1,910
Mauritius and Dependencies	—	—	—	—	—	7,580	28,640	36,361	68,864	22,490
Seychelles	—	—	—	—	—	2,170	4,500	3,350	3,358	4,641
Canada —										
<i>Via Pacific Coast</i>	—	—	—	—	—	1,600	..	30
Fiji Islands	—	—	—	—	—	..	470	2,050	700	1,000
Other British Possessions	—	—	—	—	—	310	100	1,560	40	310
TOTAL BRITISH EMPIRE	—	—	—	—	—	6,08,420	3,62,980	6,18,749	5,08,016	4,03,901
Germany	—	—	—	—	—	..	260	1,648	350	11
Netherlands	—	—	—	—	—	..	1,000	200	..	85
Switzerland	—	—	—	—	—	..	1,000	75
Austria	—	—	—	—	—	16,750	795	236
Czechoslovakia	—	—	—	—	—	2,550
Turkey, Asiatic	—	—	—	—	—
Red Sea	—	—	—	—	—	57,090	48,230	—	—	—
Persian Gulf	—	—	—	—	—	6,03,150	5,16,690	—	—	—
Nasrat Territory and Trucial Oman	—	—	—	—	—	25,000	19,780	14,104	18,154	28,210
Other Native States in Arabia	—	—	—	—	—	52,320	29,010	1,05,003	75,231	47,103
Persia	—	—	—	—	—	3,99,490	3,48,280	3,67,835	2,20,675	2,07,373
Java	—	—	—	—	—	30	500	8,655
China (exclusive of Hong- kong and Macao)	—	—	—	—	—	..	12,700	3,332	1,510	8,570
Japan	—	—	—	—	—	200	60	4,209	525	1,235
Egypt †	—	—	—	—	—	—	—	—	—	7,660
Portuguese East Africa	—	—	—	—	—	22,160	24,470	20,269	15,196	13,632
Madagascar	—	—	—	—	—	1,780	15,750	2,224
Njunlon	—	—	—	—	—	1,000	5,520
German East Africa	—	—	—	—	—	5,360	7,750	—	—	—
Italian East Africa (Somali- land and Eritrea)	—	—	—	—	—	6,970	4,400	1,598	3,037	1,110
French Somaliland	—	—	—	—	—	1,640	146	360
Other Foreign Countries	—	—	—	—	—	880	1,880	1,948	1,385	1,60
TOTAL FOREIGN COUNTRIES	—	—	—	—	—	11,76,410	10,37,860	5,10,875	3,42,858	3,28,17
Share of Bengal	—	—	—	—	—	4,560	4,560	17,224	9,591	25,71
<i>Bombay</i>	—	—	—	—	—	14,06,180	13,54,250	12,90,703	6,86,054	6,18,71
<i>Sind</i>	—	—	—	—	—	56,230	13,690	16,907	6,663	13,71
<i>Madras</i>	—	—	—	—	—	13,210	25,120	25,304	32,216	65,8
<i>Burma</i>	—	—	—	—	—	660	2,700	9,323	7,651	7,9
TOTAL	—	—	—	—	—	14,84,830	14,00,840	13,59,121	9,41,474	7,32,1

* Included in Turkey, Asiatic prior to 1921-22.
 † Shown as a Foreign country from 1923-24.
 ‡ Shown as "Tanganyika Territory" under the British Empire from 1921-22.

No. 15—continued

ARTICLES, AND COUNTRIES OF FINAL DESTINATION; ALSO SHARE OF EACH PROVINCE	QUANTITY					VALUE				
	1919-20	1920-21	1921-22	1922-23	1923-24	1919-20	1920-21	1921-22	1922-23	1923-24
Glass and Glassware— concluded						R	R	R	R	R
<i>Total value of Glass and Glassware—</i>										
United Kingdom	—	—	—	—	—	23,510	36,030	48,766	34,780	30,183
Adon and Dependencies	—	—	—	—	—	63,840	84,400	65,836	61,870	36,542
Mesopotamia*	—	—	—	—	—	—	—	6,65,979	3,23,035	1,89,260
Bahrain Islands	—	—	—	—	—	41,940	20,090	24,392	30,980	39,786
Maldives	—	—	—	—	—	—	50	1,945	100	1,701
Ceylon	—	—	—	—	—	19,930	21,600	32,921	26,378	21,184
Straits Settlements (includ- ing Labuan)	—	—	—	—	—	8,120	18,030	10,430	16,820	43,442
Federated Malay States	—	—	—	—	—	1,780	4,230	6,940	6,584	17,693
Hongkong	—	—	—	—	—	11,460	13,850	4,000	5,020	7,731
Egypt†	—	—	—	—	—	35,200	56,200	1,157	3,008	—
Cape of Good Hope	—	—	—	—	—	100	3,500	250	75	—
Natal	—	—	—	—	—	2,980	2,450	4,420	2,652	1,550
Zanzibar and Pemba	—	—	—	—	—	41,720	53,260	20,586	32,903	15,967
Kenya Colony	—	—	—	—	—	1,21,710	93,110	37,827	58,230	49,831
Tanganyika Territory	—	—	—	—	—	—	—	12,080	13,122	15,395
Anglo-Egyptian Sudan	—	—	—	—	—	—	—	4,978	4,150	1,980
Mauritius and Dependencies	—	—	—	—	—	0,230	31,150	33,981	76,330	25,735
Seychelles	—	—	—	—	—	2,740	4,360	3,425	3,803	6,875
Canada—										
Via Pacific Coast	—	—	—	—	—	1,800	—	30	—	—
Fiji Islands	—	—	—	—	—	—	470	3,640	700	1,000
Other British Possessions	—	—	—	—	—	310	100	1,935	40	318
TOTAL BRITISH EMPIRE	—	—	—	—	—	3,86,170	4,60,070	6,08,525	6,01,662	6,06,230
Sweden	—	—	—	—	—	—	—	1,755	—	—
Germany	—	—	—	—	—	—	250	1,648	395	7,810
Netherlands	—	—	—	—	—	—	1,000	200	—	85
Belgium	—	—	—	—	—	—	1,190	—	600	360
Switzerland	—	—	—	—	—	—	1,000	—	—	75
Austria	—	—	—	—	—	—	—	16,750	795	235
Czechoslovakia	—	—	—	—	—	—	—	—	—	2,560
Turkey, Asiatic	—	—	—	—	—	—	—	—	—	—
Red Sea	—	—	—	—	—	62,180	49,460	—	—	—
Persian Gulf	—	—	—	—	—	7,19,460	5,82,330	—	—	—
Maskat Territory and Trucial Oman	—	—	—	—	—	29,070	20,090	16,359	20,340	34,120
Other Native States in Arabia	—	—	—	—	—	53,280	29,250	1,14,026	79,731	50,108
Persia	—	—	—	—	—	4,35,850	3,93,800	4,00,555	2,50,018	2,33,480
Java	—	—	—	—	—	80	500	1,000	—	8,745
Siam	—	—	—	—	—	—	1,070	225	—	150
China (exclusive of Hong- kong and Macao)	—	—	—	—	—	50	12,700	3,332	2,300	8,570
Japan	—	—	—	—	—	5,930	2,560	43,814	2,867	6,622
Egypt†	—	—	—	—	—	27,100	42,840	55,226	49,860	41,250
Portuguese East Africa	—	—	—	—	—	1,850	15,950	4,024	—	—
Madagascar	—	—	—	—	—	1,000	5,520	—	—	—
Réunion	—	—	—	—	—	5,600	10,600	—	—	—
German East Africa‡	—	—	—	—	—	7,420	4,790	1,593	3,237	1,210
Italian East Africa (Somali- land and Eritrea)	—	—	—	—	—	4,670	440	1,260	—	—
French Somaliland	—	—	—	—	—	—	—	—	—	—
United States of America—										
Via Atlantic Coast	—	—	—	—	—	400	520	843	1,007	420
Other Foreign Countries	—	—	—	—	—	400	720	840	620	1,413
TOTAL FOREIGN COUNTRIES	—	—	—	—	—	13,54,330	11,76,010	6,63,490	4,11,770	4,04,820
<i>Share of Bengal</i>										
Bombay	—	—	—	—	—	6,650	6,550	22,574	13,466	27,151
Sind	—	—	—	—	—	16,52,320	15,60,320	14,68,523	10,37,190	7,74,263
Madras	—	—	—	—	—	61,170	27,160	30,711	8,130	27,559
Burma	—	—	—	—	—	20,310	30,070	29,195	37,941	74,027
TOTAL	—	—	—	—	—	1,040	2,750	11,007	7,658	8,018
TOTAL	—	—	—	—	—	17,40,500	16,46,080	15,62,015	11,03,432	9,11,058

*Included in Turkey, Asiatic, prior to 1921-22.

† Shown as a Foreign country from 1923-24.

‡ Shown as "Tanganyika Territory" under the British Empire from 1921-22.

GENERAL EXPORTS

(844)

FOREIGN MERCHANDISE

No. 15—continued

ARTICLES, AND COUNTRIES OF FINAL DESTINATION; ALSO SHARE OF EACH PROVINCE	QUANTITY					VALUE				
	1919-20	1920-21	1921-22	1922-23	1923-24	1919-20	1920-21	1921-22	1922-23	1923-24
Grain, Pulse, and Flour—										
<i>Rice not in the husk (I. C.)—</i>	Tons	Tons	Tons	Tons	Tons	R	R	R	R	R
TOTAL BRITISH EMPIRE	32	75
Persia	29	155	192	8,000	29,400	48,500
Portuguese East Africa	19	107	4,870	25,086
Other Foreign Countries	1	166	..
TOTAL FOREIGN COUNTRIES	29	175	299	8,000	34,436	73,586
Share of Bombay	29	175	299	8,000	34,442	73,661
" Sind	26	..
TOTAL	29	175	299	8,000	34,468	73,661
Wheat (I. C.)—										
United Kingdom	6,321	11,77,270	50
Bahrain Islands	68	..	113	16	..	15,000	..	25,695	2,695	..
TOTAL BRITISH EMPIRE	6,389	..	113	16	..	11,92,270	50	25,695	2,695	..
Turkey, Asiatic
Red Sea	1,072	2,74,440
Mascat Territory and Trucial Oman	159	66	34,179	12,593	..
Other Native States in Arabia	72	16,905
Persia	105	3	22,759	640	..
TOTAL FOREIGN COUNTRIES	1,072	..	336	69	..	2,74,440	..	78,843	13,233	..
Share of Bombay	7,306	14,10,610	50
" Sind	255	..	449	85	..	56,100	..	99,538	15,928	..
TOTAL	7,461	..	449	85	..	14,66,710	50	99,538	15,928	..
Other sorts (I. C.)—										
Bahrain Islands	13	3,450
Ceylon	2	14	810	3,020
Other British Possessions	50
TOTAL BRITISH EMPIRE	15	14	4,260	50	3,020
Turkey, Asiatic
Persian Gulf	9	1,930
Mascat Territory and Trucial Oman	22	..	40	44	..	5,750	..	6,600	7,450	..
Other Native States in Arabia	72	7	..	7,890	1,440	..
Persia	..	20	4,400
TOTAL FOREIGN COUNTRIES	102	20	40	51	..	15,670	4,400	6,600	8,890	..
Share of Bombay	2	20	40	51	14	810	4,400	6,600	8,890	3,020
" Sind	116	19,020
" Burma	50
TOTAL	117	20	40	51	14	19,880	4,450	6,600	8,890	3,020

No. 15—continued

ARTICLES, AND COUNTRIES OF FINAL DESTINATION; ALSO SHARE OF EACH PROVINCE	QUANTITY					VALUE				
	1919-20	1920-21	1921-22	1922-23	1923-24	1919-20	1920-21	1921-22	1922-23	1923-24
	Tons	Tons	Tons	Tons	Tons	R	R	R	R	R
Grain, Pulse, and Flour— <i>continued</i>										
Total Grain, Pulse, and Flour—										
United Kingdom	6,321	11,77,270	100
Bahrain Islands	81	..	118	16	..	18,450	..	25,995	2,695	..
Ceylon	2	14	810	8,020
Other British Possessions	32	75
TOTAL BRITISH EMPIRE	6,404	..	118	16	14	11,96,530	100	25,995	2,727	8,095
Turkey, Asiatic										
Red Sea	1,072	2,74,440
Persian Gulf	8	1,930
Mascat Territory and Trucial Oman	22	..	199	110	..	5,750	..	40,779	20,043	..
Other Native States in Arabia	72	..	72	7	..	7,890	..	16,905	1,440	..
Permia	29	20	105	158	192	8,000	4,400	22,759	30,040	48,500
Portuguese East Africa	19	107	4,870	25,086
Other Foreign Countries	1	100	..
TOTAL FOREIGN COUNTRIES	1,208	20	376	295	299	2,98,010	4,400	80,443	56,559	78,586
Share of Bombay	7,338	20	40	226	313	14,19,420	6,500	6,800	43,332	76,881
.. Sind	369	..	449	85	..	75,120	..	99,538	15,954	..
TOTAL	7,807	20	489	311	313	14,94,540	4,500	1,06,138	59,286	76,881
Gums and Resins— <i>Arabic (II. D)—</i>										
United Kingdom	1,677	5,198	1,408	347	337	81,370	2,28,320	44,025	15,376	15,547
Aden and Dependencies	80	10	1,800	300
Bahrain Islands	28	1,810
Hongkong	527	214	1,408	1,530	2,039	32,520	9,660	40,000	37,191	43,212
Other British Possessions	16	20	14	44	46	640	1,150	645	1,645	1,428
TOTAL BRITISH EMPIRE	2,220	5,460	2,915	2,001	2,432	1,14,590	2,40,440	84,670	56,012	61,487
Germany	125	1,366	1,388	1,559	..	8,650	45,373	42,464	35,707
Netherlands	105	2,280	..
Belgium	2,332	1,601	3,128	4,855	7,669	89,910	47,080	1,12,756	1,61,352	2,54,156
France	1,270	1,640	2,549	3,154	7,885	40,890	54,910	70,414	94,808	2,18,809
Italy	82	408	866	4,156	24,249	85,140
Austria	127	6,000
Greece	850	10,500
China (exclusive of Hongkong and Macao)	483	265	664	18,936	7,447	5,280
Japan	68	..	270	439	136	3,000	..	14,907	26,431	4,350
Réunion	62	2,250	..
United States of America— Vid Atlantic Coast	67	..	104	848	2,262	4,050	..	4,910	30,924	88,643
Other Foreign Countries	8	31	3	..	2	280	1,130	60	..	70
TOTAL FOREIGN COUNTRIES	3,745	3,397	8,335	11,524	21,370	1,38,180	1,06,720	2,82,412	3,92,185	6,66,185
Share of Bengal	2	2	1	120	100	50
.. Bombay	5,263	5,555	11,249	13,488	23,722	2,52,800	2,47,660	3,67,030	4,47,306	7,23,322
.. Sind	37	80	2	893	2,100
TOTAL	5,965	8,857	11,250	13,525	23,802	2,52,720	3,47,160	3,67,082	4,48,197	7,26,622

GENERAL EXPORTS

(846)

FOREIGN MERCHANDISE

No. 15—continued

ARTICLES, AND COUNTRIES OF FINAL DESTINATION; ALSO SHARE OF EACH PROVINCE	QUANTITY					VALUE				
	1910-20	1920-21	1921-22	1922-23	1923-24	1919-20	1920-21	1921-22	1922-23	1923-24
	Cwts.	Cwts.	Cwts.	Cwts.	Cwts.	R	R	R	R	R
Gums and Resins—continued										
<i>Benjamin (II. D)—</i>										
United Kingdom	148	88	..	7,480	2,640	..
Aden and Dependencies	1,546	286	490	367	237	1,02,150	10,680	26,297	16,031	12,047
Mesopotamia*	—	—	92	212	152	—	—	4,075	8,090	4,316
Bahrain Islands	86	7	25	40	39	1,750	800	1,840	2,505	2,680
Ceylon	57	23	32	6	2	1,420	1,420	1,260	310	80
Straits Settlements (including Labuan)	..	11	10	4	40	..	370	405	270	1,272
Egypt†	5	19	50	12	—	250	1,000	8,250	1,010	—
Natal	81	37	88	91	82	5,920	2,700	6,355	6,560	5,540
Zanzibar and Pemba	102	28	73	60	72	4,180	1,010	4,247	2,805	4,002
Kenya Colony	18	9	11	14	9	700	380	570	1,055	505
Mauritius and Dependencies	3	3	6	13	17	270	110	445	1,080	1,301
Anglo-Egyptian Sudan	—	—	21	—	—	1,445
Other British Possessions	2	1	7	2	8	120	60	708	110	534
TOTAL BRITISH EMPIRE	1,998	424	914	899	638	1,24,280	28,640	50,487	43,366	32,876
Denmark	10	1,345
Greece	10	..	80	760	..	1,945
Turkey, Asiatic	..	3	100
Levant and Black Sea
Red Sea	94	8	6,380	740
Persian Gulf	141	181	6,800	10,930
Syria	3	6	43	150	410	3,330
Mascat Territory and Trucial Oman	84	200	279	183	200	3,040	14,860	11,329	8,450	12,557
Other Native States in Arabia	294	9	14	8	18	15,250	550	770	740	1,196
Persia	6	8	0	5	52	520	300	475	200	1,816
Egypt	3	30
Portuguese East Africa	29	31	11	10	16	2,030	1,190	795	825	915
United States of America— Via Atlantic Coast	52	1	1,500	50
Other Foreign Countries	6	7	11	9	23	290	240	530	689	1,575
TOTAL FOREIGN COUNTRIES	716	546	344	221	402	37,470	29,060	15,994	11,405	23,083
<i>Share of Bengal</i>	..	2	21	..	35	..	80	2,045	..	2,720
.. <i>Bombay</i>	2,689	965	1,235	1,119	1,063	1,60,690	67,450	64,156	54,711	53,158
.. <i>Madras</i>	25	3	2	1	2	1,060	170	89	60	80
TOTAL	2,714	970	1,258	1,120	1,109	1,61,760	57,700	66,481	54,771	75,959
Oilseeds or Frankincense (II. D)—										
United Kingdom	5,669	3,628	1,719	1,101	395	2,58,710	1,55,600	79,627	45,275	13,408
Mesopotamia*	—	—	626	389	636	—	—	16,805	12,525	17,841
Bahrain Islands	243	81	101	69	160	8,280	1,120	4,012	1,610	5,172
Ceylon	253	289	446	397	319	4,940	6,530	10,381	8,610	6,077
Straits Settlements (including Labuan)	738	754	1,872	1,870	1,047	12,460	13,110	36,243	17,735	16,472
Hongkong	322	996	4,085	4,834	5,308	9,200	19,230	95,504	91,549	1,06,885
Egypt†	10	20	50	48	—	1,300	2,300	1,995	2,220	—
Natal	12	2	9	..	8	440	60	1,225	..	297
Kenya Colony	8	..	6	120	155	1,280
Other British Possessions	21	16	53	53	17	510	520	850	1,440	405
TOTAL BRITISH EMPIRE	7,268	5,745	8,969	7,776	7,534	2,91,870	1,98,010	2,46,262	1,81,025	1,68,737
Germany	50	222	772	1,500	8,570	26,675
France	530	309	1,287	1,056	2,217	22,200	16,000	54,737	48,498	1,08,800
Italy	..	311	732	357	1,579	..	10,880	19,735	9,625	51,614
Austria	1,961	1,724	2,543	1,860	3,997	74,360	66,697	1,16,904
Hungary	44,730	51,640
Greece	..	276	900	250	106	..	7,250	23,625	5,000	24,324
Turkey, European	250	9,250
Turkey, Asiatic
Red Sea	19	32	520	970
Persian Gulf	360	336	10,870	11,040
Mascat Territory and Trucial Oman	27	16	156	15	24	1,050	860	2,885	497	749
Other Native States in Arabia	123	45	86	26	47	3,070	1,750	2,260	905	1,400
Persia	513	495	195	192	363	11,680	12,710	5,970	6,090	12,415
China (exclusive of Hongkong and Macao)	13	75	300	2,250
Japan	4	27	78	1,350	..
Egypt	23	1,137
Portuguese East Africa	78	73	37	18	75	1,550	1,710	860	515	1,490
United States of America— Via Atlantic Coast	4,126	3,188	702	3,761	1,563	1,31,800	93,500	29,385	1,45,317	59,227
Other Foreign Countries	9	4	3	3	71	200	90	..	195	1,180
TOTAL FOREIGN COUNTRIES	7,746	6,798	6,992	7,800	11,462	2,27,470	2,04,400	2,21,654	2,88,640	3,98,254
<i>Share of Bengal</i>	3	195	..
.. <i>Bombay</i>	12,175	12,583	15,554	15,573	18,996	4,17,330	4,07,010	4,65,461	4,61,479	5,66,99
.. <i>Sind</i>	2,838	..	107	1,04,930	..	1,456
.. <i>Burma</i>	1	30
TOTAL	15,014	12,543	15,961	15,676	18,996	5,22,340	4,07,010	4,67,916	4,64,874	5,66,99

* Included in Turkey, Asiatic prior to 1921-22.
† Shown as a Foreign country from 1923-24.

No. 15—continued

ARTICLES AND COUNTRIES OF FINAL DESTINATION; ALSO SHARE OF EACH PROVINCE	QUANTITY					VALUE				
	1919-20	1920-21	1921-22	1922-23	1923-24	1919-20	1920-21	1921-22	1922-23	1923-24
Gums and Resins—continued										
<i>Rosin (II. D)—</i>										
United Kingdom	Cwts. 444	9,820	..	1
Aden and Dependencies	115	34	62	86	56	3,120	750	1,500	620	924
Mesopotamia*	—	—	87	71	152	—	—	1,825	982	2,596
Bahrain Islands	41	30	18	69	9	870	540	525	1,609	300
Ceylon	77	45	102	108	52	1,710	1,250	3,150	2,052	830
Mauritius and Dependencies	12	30	38	14	22	280	1,200	1,370	420	810
Other British Possessions	8	13	50	42	8	210	270	955	648	270
TOTAL BRITISH EMPIRE	697	162	347	340	209	16,010	4,010	9,356	6,531	5,700
Turkey, Asiatic										
Red Sea	188	97	3,820	2,970
Persian Gulf	243	186	4,440	4,150
Mascat Territory and Trucial Oman	178	316	162	240	222	2,670	6,570	2,870	4,534	3,844
Other Native States in Arabia	17	5	135	210	128	340	60	4,397	5,342	2,872
Persia	50	20	37	47	46	1,510	320	880	1,085	740
Portuguese East Africa	132	119	104	82	8	2,770	2,050	2,490	1,590	96
Italian East Africa (Somali- land and Eritrea)	22	8	27	17	..	350	..	300	300	2,000
United States of America— Via Atlantic Coast	..	272	13,220
Other Foreign Countries	3	..	3	80	..	90
TOTAL FOREIGN COUNTRIES	823	1,023	472	596	482	16,980	29,400	11,027	12,851	9,650
<i>Share of Bengal</i>	3	..	4	2	..	46	..	80	13	..
„ <i>Bombay</i>	1,032	1,140	810	934	765	20,719	32,450	20,153	19,369	17,124
„ <i>Sind</i>	483	35	5	..	17	10,840	960	150	..	223
„ <i>Madras</i>	22	500	70
TOTAL	1,520	1,175	819	936	762	31,990	33,410	20,783	19,382	15,344
<i>Other sorts (II. D)—</i>										
United Kingdom	Cwts. 7,496	Cwts. 6,335	Cwts. 2,615	Cwts. 2,419	Cwts. 1,438	8,23,250	5,80,830	1,02,274	1,01,595	1,10,848
Aden and Dependencies	83	18	34	56	68	9,820	630	2,210	6,952	6,496
Mesopotamia*	—	—	86	22	29	—	—	11,817	3,908	3,386
Bahrain Islands	29	24	26	4	4	7,620	2,900	1,280	200	236
Ceylon	90	5	4	15	106	2,750	120	75	620	2,048
Straits Settlements (including Labuan)	92	1,691	639	284	400	4,540	61,800	7,446	9,242	1,920
Hongkong	1,181	484	2,934	4,190	2,685	39,710	20,840	87,215	74,162	26,390
Egypt†	24	95	62	6	..	2,800	16,660	6,225	505	..
New South Wales	11	4,113
Australian Commonwealth (Total)	12	4,113
Other British Possessions	26	5	1	4	11	780	190	84	310	300
TOTAL BRITISH EMPIRE	9,021	8,657	6,462	6,999	4,441	8,77,770	6,69,070	3,12,730	2,67,494	1,91,079
Germany	..	348	1,976	1,322	560	..	44,200	1,19,235	76,648	20,501
Belgium	..	375	694	575	721	..	11,160	23,214	22,257	32,087
France	400	1,704	262	206	716	16,000	63,700	23,954	10,127	22,720
Italy	28	100	2,280	6,100
Austria	87	49	12,487	4,050	..
Turkey, Asiatic										
Levant and Black Sea	..	3	70
Red Sea	10	25	1,610	570
Persian Gulf	97	151	18,050	10,200
Persia	40	5	1	19	13	1,570	600	40	1,470	891
China (exclusive of Hongkong and Macao)	183	4,500
Japan	389	56	1,365	790	560	1,32,920	8,670	1,93,360	84,723	70,448
Egypt†	36	11,707
United States of America— Via Atlantic Coast	5,306	11,549	14,060	17,069	5,473	4,84,060	9,18,720	7,85,994	6,51,809	2,28,699
Other Foreign Countries	39	11	41	33	53	1,770	640	1,870	2,014	1,435
TOTAL FOREIGN COUNTRIES	6,281	14,282	18,545	20,138	8,567	6,55,860	10,40,570	11,60,054	8,55,383	4,09,451
<i>Share of Bengal</i>	..	9	960
„ <i>Bombay</i>	17,302	22,930	24,972	26,962	12,872	15,33,620	17,32,640	14,61,286	11,02,327	5,63,515
„ <i>Sind</i>	35	186	105	11,707	10,550	6,687
„ <i>Madras</i>	1	35
TOTAL	15,302	22,939	25,007	27,137	12,778	15,33,620	17,33,640	14,77,793	11,12,877	5,70,520
Total Gums and Resins—	Cwts. 16,434	Cwts. 15,161	Cwts. 6,817	Cwts. 3,955	Cwts. 2,170	11,07,000	9,70,740	3,15,927	2,24,886	1,30,701
United Kingdom	1,744	338	586	530	371	1,15,000	21,060	30,007	26,303	20,366
Aden and Dependencies	—	—	891	702	900	—	—	34,022	25,755	28,486
Mesopotamia*	349	120	170	182	212	14,520	6,230	7,157	5,924	8,447
Bahrain Islands	479	368	584	533	444	10,010	9,570	14,896	11,772	10,114
Ceylon

* Included in Turkey, Asiatic prior to 1921-22.
† Shown as a Foreign country from 1923-24.

GENERAL EXPORTS

(848)

FOREIGN MERCHANDISE

No. 15—continued

ARTICLES, AND COUNTRIES OF FINAL DESTINATION; ALSO SHARE OF EACH PROVINCE	QUANTITY					VALUE				
	1919-20	1920-21	1921-22	1922-23	1923-24	1919-20	1920-21	1921-22	1922-23	1923-24
Gums and Resins—concluded						R	R	R	R	R
<i>Total Gums and Resins—continued</i>	Cwts.	Cwts.	Cwts.	Cwts.	Cwts.					
Straits Settlements (including Labuan)	830	2,457	2,549	1,197	803	17,000	75,330	44,849	27,882	20,264
Hongkong	2,030	1,694	8,477	10,554	10,032	72,490	49,730	2,22,719	2,02,902	1,36,487
Egypt*	39	143	171	65	—	2,850	21,000	11,470	3,735	—
Natal	98	50	99	94	90	6,510	3,520	7,730	6,835	5,837
Zanzibar and Pemba	132	37	92	78	91	4,780	1,810	4,942	3,430	4,417
Kenya Colony	40	26	23	39	66	1,580	890	764	1,720	2,155
Anglo-Egyptian Sudan	—	—	21	—	4	—	—	1,445	—	75
Mauritius and Dependencies	27	43	94	55	49	980	1,720	2,620	2,501	2,371
New South Wales	11	4,113
Australian Commonwealth (Total)	11	4,113
Other British Possessions	2	1	12	22	12	120	60	853	763	659
TOTAL BRITISH EMPIRE	21,204	20,438	19,907	18,015	15,344	14,27,520	11,61,670	7,03,514	5,44,428	4,28,978
Denmark	16	1,345
Germany	..	468	3,391	2,932	2,891	..	47,910	1,67,108	1,27,682	92,886
Netherlands	105	2,260	..
Belgium	2,332	1,976	3,322	5,430	8,460	89,910	58,190	1,35,970	1,83,609	2,86,193
France	2,200	3,704	4,188	4,476	10,868	79,090	1,24,510	1,49,105	1,53,433	3,50,408
Italy	..	311	804	793	2,545	..	10,880	23,891	36,154	92,854
Austria	2,630	1,900	3,824	86,850	60,747	1,21,904
Hungary	1,961	1,724	44,730	51,840
Greece	..	275	1,270	250	106	..	7,250	36,070	5,000	24,324
Turkey, European	250	..	1	6,250	..	50
Turkey, Asiatic
Levant and Black Sea	..	8	—	—	—	..	360	—	—	—
Red Sea	307	162	—	—	—	12,380	4,940	—	—	—
Persian Gulf	841	865	—	—	—	40,160	42,710	—	—	—
Syria	12	6	43	700	410	3,330
Mesopotamia†
Uman	294	642	610	445	548	8,190	22,910	17,664	13,946	17,655
Other Native States in Arabia	437	59	250	252	228	19,170	2,390	8,032	7,981	6,107
Persia	609	528	239	259	474	15,250	13,990	7,365	8,945	15,891
Java	65	1,320
China (exclusive of Hongkong and Macao)	483	278	1,124	18,936	7,937	35,010
Japan	457	56	1,609	1,256	696	1,35,820	8,660	2,08,345	1,12,508	75,198
Egypt*	—	—	—	—	112	—	—	—	—	13,144
Portuguese East Africa	247	229	161	123	106	6,610	5,230	4,280	3,485	2,785
Reunion	3	69	8	215	2,710	605
Italian East Africa (Somaliland and Eritrea)	47	8	27	19	89	1,050	300	300	520	2,590
United States of America—										
Via Atlantic Coast	9,551	15,009	14,926	21,673	9,299	6,21,210	10,20,440	8,19,539	8,28,050	3,62,619
Other Foreign Countries	28	22	13	3	11	1,330	740	405	195	255
TOTAL FOREIGN COUNTRIES	19,311	26,046	34,688	40,279	42,314	10,74,900	14,23,150	16,91,141	15,55,473	15,06,473
<i>Share of Bengal</i>	4	13	26	5	35	160	1,080	2,175	308	2,720
“ Bombay	37,151	46,433	54,120	58,066	57,418	23,85,000	25,82,610	23,79,236	20,88,190	19,22,911
“ Sind	3,301	35	147	222	202	1,18,570	950	13,114	11,443	9,705
“ Madras	25	3	2	1	3	1,060	180	80	60	115
“ Burma	23	630
TOTAL	40,515	46,484	54,295	58,294	57,658	25,02,420	25,84,820	23,94,655	20,99,901	19,35,451
Hardware (excluding Cutlery and Electroplated Ware) (I.L.D.)—										
United Kingdom	—	—	—	—	—	1,89,950	1,99,190	3,52,141	3,33,427	3,12,504
Aden and Dependencies	—	—	—	—	—	1,16,620	1,32,070	70,310	74,578	65,986
Mesopotamia†	—	—	—	—	—	—	—	5,70,709	2,06,913	2,43,796
Bahrain Islands	—	—	—	—	—	1,41,220	74,490	46,886	77,913	70,110
Maldives	—	—	—	—	—	1,320	620	1,020	710	250
Ceylon	—	—	—	—	—	1,40,510	1,95,030	1,62,882	1,39,677	1,10,153
Straits Settlements (including Labuan)	—	—	—	—	—	1,43,290	1,39,140	1,22,103	2,08,820	1,32,637
Federated Malay States	—	—	—	—	—	1,120	13,920	722	885	2,957
Hongkong	—	—	—	—	—	2,620	5,810	1,400	32	2,514
Egypt*	—	—	—	—	—	17,100	26,030	3,100	685	—
Natal	—	—	—	—	—	1,510	2,430	18,537	7,315	1,590

* Shown as a Foreign country from 1923-24.

† Included in Turkey, Asiatic prior to 1921-22.

No. 15—continued

ARTICLES, AND COUNTRIES OF FINAL DESTINATION; ALSO SHARE OF EACH PROVINCE	QUANTITY					VALUE				
	1919-20	1920-21	1921-22	1922-23	1923-24	1919-20	1920-21	1921-22	1922-23	1923-24
						R	R	R	R	R
Hardware (excluding Cutlery and Electro-plated ware) (III. D) —continued										
Zanzibar and Pemba	—	—	—	—	—	69,640	71,180	63,476	80,255	73,502
Kenya Colony	—	—	—	—	—	2,44,540	2,54,540	75,207	1,87,041	2,17,439
Tanganyika Territory	—	—	—	—	—	—	—	40,900	37,462	36,322
Somaliand Protectorate	—	—	—	—	—	1,050	..	415	700	167
Anglo-Egyptian Sudan	—	—	—	—	—	—	—	14,507	8,610	9,024
Seychelles	—	—	—	—	—	3,770	3,160	2,584	5,704	7,308
Mauritius and Dependencies	—	—	—	—	—	15,540	36,990	30,042	30,181	24,881
Victoria	—	—	—	—	—	5,440	480	14,290	3,075	..
Tasmania	—	—	—	—	—	..	70
New South Wales	—	—	—	—	—	27,560	25,720	35,761	25,947	18,400
Australian Commonwealth (Total)	—	—	—	—	—	32,990	26,270	51,071	29,622	18,469
Other British Possessions	—	—	—	—	—	820	700	2,365	900	807
TOTAL BRITISH EMPIRE	—	—	—	—	—	11,16,240	12,25,670	16,30,417	14,40,726	13,40,708
Germany	—	—	—	—	—	..	140	10,075	20,720	27,488
Netherlands	—	—	—	—	—	5,070	1,168	6,121
Belgium	—	—	—	—	—	..	160	1,000	..	2,266
France	—	—	—	—	—	1,460	10,180	265	4,500	1,130
Italy	—	—	—	—	—	3,652
Austria	—	—	—	—	—	5,440	300
Hungary	—	—	—	—	—
Turkey, European	—	—	—	—	—	..	1,11,000
Turkey, Asiatic	—	—	—	—	—
Levant and Black Sea	—	—	—	—	—	..	520
Red Sea	—	—	—	—	—	9,140	15,930
Persian Gulf	—	—	—	—	—	9,48,390	6,83,310
Maskat Territory and Trucial Oman	—	—	—	—	—	80,000	44,580	62,051	52,044	64,444
Other Native States in Arabia	—	—	—	—	—	1,13,850	26,500	71,888	55,034	48,464
Persia	—	—	—	—	—	3,50,880	3,06,670	2,27,060	2,20,294	2,12,006
Henjam Island	—	—	—	—	—	520	2,580	17,223	2,910	909
Sumatra	—	—	—	—	—	1,980	29,750	..	2,09,472	18,907
Java	—	—	—	—	—	2,86,840	3,97,680	3,51,525	4,00,125	2,50,580
Siam	—	—	—	—	—	20,210	13,600	8,056	5,150	16,245
Indo-China (including Cochin-China, Cambodia, Annam, Tonkin and French leased Territories in China)	—	—	—	—	—	13,505
Philippine Islands and Guam	—	—	—	—	—	940	1,500	..
China (exclusive of Hongkong and Macao)	—	—	—	—	—	450	3,570	3,205	2,033	3,884
Japan	—	—	—	—	—	20,650	40,400	4,650	2,153	11,769
Egypt*	—	—	—	—	—	20
Portuguese East Africa	—	—	—	—	—	66,630	72,090	64,002	37,265	37,200
Madagascar	—	—	—	—	—	4,810	24,310	1,725	..	400
Reunion	—	—	—	—	—	600	1,800	1,800
German East Africa	—	—	—	—	—	5,050	22,740
Italian East Africa (Somali-land and Eritrea)	—	—	—	—	—	6,310	2,790	3,405	3,896	6,158
French Somaliland	—	—	—	—	—	7,150	1,770	1,905
United States of America— Fki Atlantic Coast	—	—	—	—	—	26,700	22,160	1,76,718	86,644	2,20,160
" Pacific "	—	—	—	—	—	1,340	4,227	600
Brazil	—	—	—	—	—	3,485
Other Foreign Countries	—	—	—	—	—	140	400	595	535	1,206
TOTAL FOREIGN COUNTRIES	—	—	—	—	—	10,68,100	17,73,020	10,20,203	11,00,318	9,31,561
Share of Bengal	—	—	—	—	—	3,35,670	4,01,090	5,01,631	6,50,296	3,46,552
" Bombay "	—	—	—	—	—	24,48,810	24,97,160	17,92,597	15,20,474	16,27,630
" Sind "	—	—	—	—	—	1,23,510	1,07,970	1,47,115	1,26,299	68,544
" Madras "	—	—	—	—	—	61,890	78,750	1,13,608	1,28,570	1,25,102
" Burma "	—	—	—	—	—	1,03,460	1,13,920	1,01,509	1,15,165	1,06,161
TOTAL	—	—	—	—	—	30,73,310	29,35,509	26,56,620	25,41,044	22,72,299

* Shown as a Foreign country from 1923-24.

† Shown as " Tanganyika Territory " under the British Empire from 1921-22.

GENERAL EXPORTS

(850)

FOREIGN MERCHANDISE

No. 15—continued

ARTICLES, AND COUNTRIES OF FINAL DESTINATION; ALSO SHARE OF EACH PROVINCE	QUANTITY					VALUE				
	1919-20	1920-21	1921-22	1922-23	1923-24	1919-20	1920-21	1921-22	1922-23	1923-24
	Tons	Tons	Tons	Tons	Tons	R	R	R	R	R
Hides and Skins, raw—										
<i>Hides, raw (I. E)—</i>										
United Kingdom	1	5,300
Share of Bombay	1	5,300
<i>Skins, raw (II. E)—</i>										
United Kingdom	..	114	96	159	310	..	47,54,100	24,78,038	61,40,932	86,59,559
Straits Settlements (including Labuan)	2,788	..
Hongkong	..	27	12	9	31,430	29,100	25,300	100
Transvaal	4,870
TOTAL BRITISH EMPIRE	..	141	108	168	316	..	47,90,400	25,02,147	61,09,020	86,89,959
Germany	18	2	4	97,900	51,397	1,34,863
Netherlands	1	3	9	3,700	1,16,464	4,19,730
Belgium	4	1,08,087	..
France	..	2	2	1	67,160	70,475	46,900	12,500
Italy	6,301
China (exclusive of Hongkong and Macao)	6	35	24,000	71,717	2,42,881
Japan	7,500	13,625	..
United States of America—Via Atlantic Coast	..	21	4	10	10	..	11,08,460	1,06,539	1,61,171	2,95,901
TOTAL FOREIGN COUNTRIES	..	23	25	26	58	..	11,75,620	8,10,114	5,69,061	11,11,979
Share of Bengal	..	30	26	10	30	..	2,70,000	33,889	38,804	96,448
“ Bombay	..	134	105	184	344	..	56,96,020	27,78,372	67,00,177	97,05,190
TOTAL	..	164	133	194	374	..	59,66,020	28,12,261	67,38,081	98,01,938
Hops (I. I)—										
Ceylon	1	..	1	84	..	71
Netherlands	5	1,615
Persia	1	250
Other Foreign Countries	..	1	3	150	180	100
TOTAL FOREIGN COUNTRIES	..	1	6	..	3	150	180	1,865	..	100
Share of Bombay	..	1	6	..	4	150	170	1,699	..	171
“ Sind	1	10	250
TOTAL	..	1	7	..	4	150	180	1,949	..	174
Horns, tips and pieces of Horn, and Hornmeal (II. S)—										
United Kingdom	..	1,035	..	4	23,250	..	8,800	150
Hongkong	60	85	65	31	92	91,490	1,01,050	76,599	40,160	77,366
TOTAL BRITISH EMPIRE	60	1,120	65	35	92	91,490	1,30,300	76,599	48,960	77,516
Belgium	..	500	12,500
Turkey, Asiatic
Persian Gulf	..	2	60
Japan	..	10	14,030
TOTAL FOREIGN COUNTRIES	..	512	26,590
Share of Bengal	150
“ Bombay	60	1,639	65	35	69	91,490	1,56,880	76,599	43,960	76,666
“ Burma	23	790
TOTAL	60	1,632	65	35	92	91,490	1,56,880	76,599	43,960	77,516
Instruments, Apparatus, and Appliances, and parts thereof—										
<i>Electrical (III. F)—</i>										
United Kingdom	29,040	27,820	47,087	98,156	91,473
Aden and Dependencies	10,860	4,870	11,977	5,647	8,785
Mesopotamia	5,81,023	80,908	48,960
Bahrain Islands	140	6,176	745	200
Ceylon	29,100	80,750	52,034	30,093	34,013
Straits Settlements (including Labuan)	55,430	12,000	10,197	8,942	9,970
Federated Malay States	940	1,100
Hongkong	1,050	425	300	..
Zanzibar and Pemba	42,600	7,270	3,850	2,025	1,500
Kenya Colony	15,960	4,680	430	4,134	6,436
Mauritius and Dependencies	2,040	1,495	4,255	650
Seychelles	1,085	800
Victoria	870	..	1,400
New South Wales	20	1,800	2,000	..
<i>Australian Commonwealth (Total)</i>	20	2,670	2,000	1,400
Other British Possessions	700	790	260	950	..
TOTAL BRITISH EMPIRE	1,83,710	1,42,370	7,18,274	2,34,800	2,01,180
Germany	2,215	2,41,957	13,540
Netherlands	2,462	650
Belgium	20	150	2,680	..
France	20	1,806	350	..
Italy	2,500	100	800	..	14,72

* Included in Turkey, Asiatic, prior to 1921-22.

No. 15—continued

ARTICLES AND COUNTRIES OF FINAL DESTINATION; ALSO SHARE OF EACH PROVINCE	QUANTITY					VALUE				
	1919-20	1920-21	1921-22	1922-23	1923-24	1919-20	1920-21	1921-22	1922-23	1923-24
	R	R	R	R	R	R	R	R	R	R
Instruments, Apparatus, and Appliances, and parts thereof—continued										
<i>Electrical (III. F.)—continued</i>										
Turkey, Asiatic
Red Sea	1,000	—	—	—
Persian Gulf						45,910	1,77,150	—	—	—
Native States in Arabia other than Maskat Terri- tory and Trucial Oman	2,150	8,000
Persia						31,760	74,250	85,705	22,541	17,014
Java	4,983
Siam	700	4,650
Philippine Islands and Guam	05,774
China (exclusive of Hong- kong and Macao)	270	1,635	26,093	35,076
Japan						2,840	6,680	1,000	205	..
German East Africa*						500	3,500	—	—	—
Portuguese East Africa	30	917	460	1,060
United States of America— Vid Atlantic Coast						2,420	10,060	31,164	25,321	2,48,220
„ Pacific „	2,820	..
Other Foreign Countries						400	1,010	1,993	240	1,530
TOTAL FOREIGN COUNTRIES						86,330	2,74,820	1,77,902	3,27,259	3,80,826
<i>Share of Bengal</i>						62,720	60,830	1,55,778	81,138	3,27,036
„ Bombay						1,59,120	3,38,870	6,99,877	4,41,001	1,84,864
„ Sind						4,100	10,760	17,340	8,574	4,211
„ Madras						41,140	11,640	9,426	24,549	17,002
„ Burma						2,950	6,990	6,805	6,297	7,829
TOTAL						2,70,040	4,17,190	8,96,126	6,61,559	6,41,012
<i>Musical (III. D)—</i>										
Talking machines and ac- cessories (III. E)—										
United Kingdom						7,650	7,790	7,840	12,075	10,139
Aden and Dependencies						2,430	1,120	200	987	175
Mesopotamia†						—	—	0,893	5,473	2,331
Ceylon						24,730	17,220	8,209	2,177	3,906
Straits Settlements (including Labuan)						41,720	49,800	670	2,970	10,540
Federated Malay States						16,160	7,330	1,151
Egypt‡						1,200	..	250	..	—
Zanzibar and Pemba						150	740	2,510	..	250
Kenya Colony						2,530	1,770	180	635	2,559
Mauritius and Dependencies						400	..	1,000	2,007	2,000
British West India Islands						1,900
Other British Possessions						251	820	1,520	1,155	1,002
TOTAL BRITISH EMPIRE						90,270	89,640	33,525	28,469	41,991
Germany	3,180	750	5,580	8,645
Turkey, Asiatic
Persian Gulf						17,420	20,610	—	—	—
Persia						8,630	5,930	3,535	7,685	7,065
Siam						10	..	1,025	276	2,065
Egypt‡						—	—	—	—	..
United States of America— Vid Atlantic Coast	800	..	15,076
Other Foreign Countries						3,140	650	2,403	2,828	837
TOTAL FOREIGN COUNTRIES						29,210	36,370	8,013	16,369	20,568
<i>Share of Bengal</i>						27,940	68,460	11,770	6,550	22,744
„ Bombay						23,280	47,220	24,163	29,998	41,310
„ Sind						6,590	..	3,650	1,530	25
„ Madras						1,650	5,530	1,395	4,139	6,300
„ Burma						10	1,800	660	2,621	2,140
TOTAL						1,28,470	1,23,010	41,538	44,838	71,579

*Shown as Tanganyika Territory under the British Empire from 1921-22.
†Included in Turkey, Asiatic prior to 1921-22.
‡Shown as a Foreign country from 1923-24.

GENERAL EXPORTS

(852)

FOREIGN MERCHANDISE

No. 15—continued

ARTICLES, AND COUNTRIES OF FINAL DESTINATION; ALSO SHARE OF EACH PROVINCE	QUANTITY					VALUE				
	1919-20	1920-21	1921-22	1922-23	1923-24	1919-20	1920-21	1921-22	1922-23	1923-24
Instruments, Apparatus, and Appliances, and parts thereof—continued						R	R	R	R	R
Musical (III D)—continued										
Other sorts (III. F)—										
United Kingdom	—	—	—	—	—	27,600	40,110	43,649	56,696	44,155
Aden and Dependencies	—	—	—	—	—	1,390	720	200	387	373
Mesopotamia*	—	—	—	—	—	—	—	10,756	6,546	1,781
Ceylon	—	—	—	—	—	2,470	3,850	1,369	2,425	8,171
Straits Settlements (including Labuan)	—	—	—	—	—	2,080	2,550	2,803	1,825	8,180
Hongkong	—	—	—	—	—	—	1,710	9,085	—	1,000
Egypt†	—	—	—	—	—	—	—	100	1,070	500
Zanzibar and Pemba	—	—	—	—	—	—	—	210	4,500	7,700
Mauritius and Dependencies	—	—	—	—	—	—	—	—	—	1,050
South Australia (including Northern Territory)	—	—	—	—	—	30	—	—	1,010	—
Victoria	—	—	—	—	—	—	—	—	1,500	—
Tasmania	—	—	—	—	—	—	—	—	—	1,000
New South Wales	—	—	—	—	—	—	500	330	—	1,000
Australian Commonwealth (Total)	—	—	—	—	—	30	500	330	2,510	1,000
New Zealand (including Nauru and Br. Samoa)	—	—	—	—	—	—	2,150	—	—	250
Other British Possessions	—	—	—	—	—	1,400	—	1,003	500	1,417
TOTAL BRITISH EMPIRE						34,970	51,800	74,695	79,659	68,927
Germany	—	—	—	—	—	—	1,850	—	—	1,490
France	—	—	—	—	—	—	1,200	1,500	3,665	1,060
Italy	—	—	—	—	—	—	—	—	—	3,000
Turkey, Asiatic	—	—	—	—	—	5,730	21,310	—	—	—
Persian Gulf	—	—	—	—	—	—	—	—	—	—
Persia	—	—	—	—	—	5,980	6,430	1,392	2,719	2,547
Java	—	—	—	—	—	—	1,730	4,150	2,800	250
China (exclusive of Hongkong and Macao)	—	—	—	—	—	1,100	—	461	—	—
Japan	—	—	—	—	—	3,480	160	5,283	1,150	500
Egypt	—	—	—	—	—	—	—	—	—	—
United States of America—Via Atlantic Coast	—	—	—	—	—	—	2,000	75	793	—
“ Pacific “	—	—	—	—	—	—	—	—	—	1,310
Other Foreign Countries	—	—	—	—	—	250	1,540	830	2,040	800
TOTAL FOREIGN COUNTRIES						16,540	26,210	13,691	13,167	10,657
Share of Bengal	—	—	—	—	—	6,560	16,830	8,713	20,128	13,586
“ Bombay	—	—	—	—	—	37,150	52,740	47,381	45,490	50,492
“ Sind	—	—	—	—	—	1,090	9,650	16,466	12,888	6,375
“ Madras	—	—	—	—	—	6,040	4,510	4,853	6,415	14,938
“ Burma	—	—	—	—	—	550	4,230	10,979	7,965	13,773
TOTAL						51,510	88,010	88,386	92,826	79,184
Optical (III. D)—										
United Kingdom	—	—	—	—	—	1,500	2,050	4,338	16,229	11,840
Ceylon	—	—	—	—	—	1,120	—	—	640	—
Straits Settlements (including Labuan)	—	—	—	—	—	600	—	1,750	26,892	—
Natal	—	—	—	—	—	—	—	—	1,500	—
Other British Possessions	—	—	—	—	—	800	470	517	1,100	900
TOTAL BRITISH EMPIRE						4,020	3,420	6,605	46,361	12,740
Germany	—	—	—	—	—	—	—	—	—	4,236
Switzerland	—	—	—	—	—	—	—	—	—	1,500
Turkey, Asiatic	—	—	—	—	—	—	—	—	—	—
Persian Gulf	—	—	—	—	—	4,390	1,350	—	—	—
Persia	—	—	—	—	—	3,560	1,640	—	—	22
United States of America—Via Atlantic Coast	—	—	—	—	—	—	4,000	5,455	—	17,520
Other Foreign Countries	—	—	—	—	—	190	440	302	620	340
TOTAL FOREIGN COUNTRIES						8,140	7,730	5,757	620	20,617
Share of Bengal	—	—	—	—	—	370	380	2,032	15,274	500
“ Bombay	—	—	—	—	—	9,550	4,680	8,995	2,800	17,054
“ Sind	—	—	—	—	—	1,000	820	595	720	80
“ Madras	—	—	—	—	—	390	320	599	1,295	17,29
“ Burma	—	—	—	—	—	450	4,150	150	26,892	70
TOTAL						12,160	11,150	12,362	46,981	36,36

* Included in Turkey, Asiatic, prior to 1921-22.
† Shown as a Foreign country from 1923-24.

No. 15—continued

ARTICLES, AND COUNTRIES OF FINAL DESTINATION; ALSO SHARE OF EACH PROVINCE	QUANTITY					VALUE				
	1919-20	1920-21	1921-22	1922-23	1923-24	1919-20	1920-21	1921-22	1922-23	1923-24
						R.	R.	R.	R.	R.
Instruments, Apparatus, and Appliances, and parts thereof—continued										
<i>Photographic (III. D)—</i>										
United Kingdom	—	—	—	—	—	6,930	17,030	35,783	71,025	16,081
Aden and Dependencies	—	—	—	—	—	..	220	1,100	..	550
Mesopotamia*	—	—	—	—	—	—	—	37,098	39,320	9,028
Ceylon	—	—	—	—	—	110	280	..	135	1,822
Straits Settlements (including Labuan)	—	—	—	—	—	3,000	300	1,850	540	30,206
Cape of Good Hope	—	—	—	—	—	18,754	..
Zanzibar and Pemba	—	—	—	—	—	2,000	323
Kenya Colony	—	—	—	—	—	600	2,460	1,670	680	580
Other British Possessions	—	—	—	—	—	120	50	120	270	50
TOTAL BRITISH EMPIRE	—	—	—	—	—	10,760	20,340	80,621	1,28,294	60,110
Germany	—	—	—	—	—	50	3,500
France	—	—	—	—	—	7,813
Turkey, Asiatic	—	—	—	—	—
Persian Gulf	—	—	—	—	—	1,38,650	35,350
Persia	—	—	—	—	—	5,520	7,600	5,500	2,433	3,112
Java	—	—	—	—	—	1,000	..
China (exclusive of Hong- kong and Macao)	—	—	—	—	—	1,500	..	1,500
United States of America— Via Atlantic Coast	—	—	—	—	—	20	10	..	58,625	10,074
Other Foreign Countries	—	—	—	—	—	..	500	718	10	225
TOTAL FOREIGN COUNTRIES	—	—	—	—	—	1,39,090	41,000	15,561	62,018	10,311
<i>Share of Bengal</i>	—	—	—	—	—	3,020	31,550	22,077	28,456	28,190
„ Bombay	—	—	—	—	—	1,42,670	19,650	62,875	1,54,761	34,061
„ Sind	—	—	—	—	—	1,080	100	1,580	5,700	477
„ Madras	—	—	—	—	—	1,720	2,210	960	1,086	1,302
„ Burma	—	—	—	—	—	1,460	6,260	8,687	310	15,721
TOTAL	—	—	—	—	—	1,49,860	61,800	66,182	1,04,312	79,761
Other kinds (III. D)—										
United Kingdom	—	—	—	—	—	29,940	41,760	57,314	69,861	68,224
Aden and Dependencies	—	—	—	—	—	880	210	1,139	20	904
Mesopotamia*	—	—	—	—	—	48,678	12,861	6,000
Ceylon	—	—	—	—	—	19,220	7,200	11,002	3,012	4,854
Straits Settlements (including Labuan)	—	—	—	—	—	7,760	6,840	12,172	18,610	4,615
Federated Malay States	—	—	—	—	—	9,830	5,500	480	..	1,085
Egypt†	—	—	—	—	—	10	280	1,880	390	..
Zanzibar and Pemba	—	—	—	—	—	5,570	660	400	455	1,311
Kenya Colony	—	—	—	—	—	610	1,630	8,664	745	788
Mauritius and Dependencies	—	—	—	—	—	2,500
Seychelles	—	—	—	—	—	2,300
Canada— Via Atlantic Coast	—	—	—	—	—	..	800	1,050
Victoria	—	—	—	—	—	..	120
New South Wales	—	—	—	—	—	3,904	535
<i>Australian Commonwealth (Total)</i>	—	—	—	—	—	..	120	..	3,904	535
Other British Possessions	—	—	—	—	—	1,360	..	1,620	643	920
TOTAL BRITISH EMPIRE	—	—	—	—	—	76,970	63,520	1,43,247	1,11,397	91,806
Germany	—	—	—	—	—	1,500	850	2,556
France	—	—	—	—	—	690	10,030	..	500	..
Italy	—	—	—	—	—	..	45,000
Turkey, Asiatic	—	—	—	—	—	..	50
Red Sea	—	—	—	—	—
Persian Gulf	—	—	—	—	—	37,650	30,140
Native States in Arabia, other than Maskat Terri- tory and Trucial Oman	—	—	—	—	—	760	2,200	..	250	478
Persia	—	—	—	—	—	12,520	17,590	33,119	11,908	8,722
Henzam Island	—	—	—	—	—	30	200	1,028
Java	—	—	—	—	—	8,640
Siam	—	—	—	—	—	310	..	1,950	55	340
China (exclusive of Hong- kong and Macao)	—	—	—	—	—	..	1,000	4,000	6,000	..
Japan	—	—	—	—	—	1,560	1,000	2,050	400	150
United States of America— Via Atlantic Coast	—	—	—	—	—	1,010	3,490	16,927	12,654	63,327
„ Pacific	—	—	—	—	—	90	..	7,898
Other Foreign Countries	—	—	—	—	—	240	1,180	1,425	550	300
TOTAL FOREIGN COUNTRIES	—	—	—	—	—	34,860	1,11,960	78,537	33,167	75,873

* Included in Turkey, Asiatic prior to 1921-22.

† Shown as a Foreign country from 1923-24.

GENERAL EXPORTS

(854)

FOREIGN MERCHANDISE

No. 15—continued

ARTICLES, AND COUNTRIES OF FINAL DESTINATION; ALSO SHARE OF EACH PROVINCE	QUANTITY					VALUE				
	1919-20	1920-21	1921-22	1922-23	1923-24	1919-20	1920-21	1921-22	1922-23	1923-24
Instruments, Apparatus, and Appliances, and parts thereof—continued						R	R	R	R	R
<i>Other kinds (III D).—contd.</i>										
Share of Bengal	—	—	—	—	—	12,640	19,390	34,291	40,343	42,725
„ Bombay	—	—	—	—	—	84,830	1,26,960	1,62,248	70,322	90,454
„ Sind	—	—	—	—	—	1,130	3,540	2,334	5,746	2,403
„ Maliras	—	—	—	—	—	32,130	21,250	12,758	13,278	23,068
„ Burma	—	—	—	—	—	1,100	4,340	10,155	14,875	8,589
TOTAL.	—	—	—	—	—	1,81,830	1,75,480	2,21,784	1,44,564	1,07,239
Total value of Instruments, Apparatus, and Appliances, and parts thereof—										
United Kingdom	—	—	—	—	—	1,02,660	1,37,460	1,99,011	3,24,042	2,44,812
Aden and Dependencies	—	—	—	—	—	15,590	7,140	14,631	7,191	5,877
Mesopotamia*	—	—	—	—	—	—	—	6,97,744	1,46,068	69,940
Bahrein Islands	—	—	—	—	—	1,540	140	7,100	1,388	740
Ceylon	—	—	—	—	—	70,750	1,09,300	72,704	39,382	53,366
Straits Settlements (including Labuan)	—	—	—	—	—	1,10,650	70,490	29,442	54,755	72,220
Federated Malay States	—	—	—	—	—	26,010	13,820	3,231	..	1,400
Hongkong	—	—	—	—	—	..	1,050	863	300	2,000
Egypt†	—	—	—	—	—	1,610	2,040	11,985	605	—
Cape of Good Hope	—	—	—	—	—	200	13,754	400
Natal	—	—	—	—	—	190	50	..	1,500	..
Zanzibar and Pemba	—	—	—	—	—	48,320	9,010	6,360	5,550	8,684
Kenya Colony	—	—	—	—	—	20,400	10,690	8,944	6,194	10,624
Tunganyika Territory	—	—	—	—	—	—	—	1,818	1,450	850
Mauritius and Dependencies	—	—	—	—	—	400	2,250	9,495	14,952	3,980
Seychelles	—	—	—	—	—	2,300	1,085	500
Canada :	—	—	—	—	—
Via Atlantic Coast	—	—	—	—	—	..	300	..	300	1,050
" Pacific "	—	—	—	—	—	300
British West India Islands	—	—	—	—	—	1,990
South Australia (including Northern Territory)	—	—	—	—	—	30
Victoria	—	—	—	—	—	50	720	870	1,010	1,010
Tasmania	—	—	—	—	—	1,500	..
New South Wales	—	—	—	—	—	..	520	2,130	5,949	1,500
Australian Commonwealth (Total)	—	—	—	—	—	80	1,240	3,000	8,459	3,100
New Zealand (including Nauru and Br. Samoa)	—	—	—	—	—	..	2,320	2
Other British Possessions	—	—	—	—	—	1,150	700	290	905	4
TOTAL BRITISH EMPIRE	—	—	—	—	—	4,09,700	3,68,090	10,56,917	6,28,480	4,76,200
Germany	—	—	—	—	—	..	5,080	4,465	2,48,437	28,900
Netherlands	—	—	—	—	—	..	1,150	48	2,982	0
Belgium	—	—	—	—	—	..	120	150	3,980	..
France	—	—	—	—	—	960	11,010	11,119	4,515	1,000
Switzerland	—	—	—	—	—	280	..	1,000
Italy	—	—	—	—	—	2,500	40,100	800	590	17,000
Turkey, Asiatic	—	—	—	—	—
Red Sea	—	—	—	—	—	..	1,050
Persian Gulf	—	—	—	—	—	2,44,650	2,89,910
Maskat Territory and Trucial Oman	—	—	—	—	—	840	1,690	2,136	790	..
Other Native States in Arabia	—	—	—	—	—	870	2,550	..	2,583	8,000
Persia	—	—	—	—	—	67,970	1,12,870	79,341	47,286	88,000
Honjam Island	—	—	—	—	—	80	770	1,141	360	..
Java	—	—	—	—	—	950	1,730	12,940	3,800	5,000
Siam	—	—	—	—	—	320	790	7,645	681	2,000
Philippine Islands and Guam	—	—	—	—	—	95,774
China (exclusive of Hongkong and Macao)	—	—	—	—	—	1,100	1,270	7,598	32,233	30,000
Japan	—	—	—	—	—	8,340	7,830	9,715	2,255	..
Egypt	—	—	—	—	—	780	280	1,502	965	1,000
Portuguese East Africa	—	—	—	—	—	..	3,650
German East Africa	—	—	—	—	—
United States of America—	—	—	—	—	—	3,490	20,440	58,921	97,298	8,500
Via Atlantic Coast	—	—	—	—	—
" Pacific "	—	—	—	—	—	90	..	8,681	2,820	..
Other Foreign Countries	—	—	—	—	—	1,270	460	2,097	1,050	..
TOTAL FOREIGN COUNTRIES	—	—	—	—	—	3,34,160	5,08,580	2,99,461	4,52,600	4,000

* Included in Turkey, Asiatic prior to 1921-22.

† Shown as a foreign country from 1923-24.

‡ The value of exports to the United Kingdom from 1921-22.

No. 15—continued

ARTICLES, AND COUNTRIES OF FINAL DESTINATION; ALSO SHARE OF EACH PROVINCE	QUANTITY					VALUE				
	1919-20	1920-21	1921-22	1922-23	1923-24	1919-20	1920-21	1921-22	1922-23	1923-24
						R	R	R	R	R
Instruments, Apparatus, and Appliances and parts thereof—concluded										
<i>Total value of Instruments, Apparatus and Appliances and parts thereof—continued</i>										
Share of Bengal	—	—	—	—	—	1,73,340	1,90,520	2,44,661	1,91,889	4,34,781
„ Bombay	—	—	—	—	—	4,66,930	5,90,150	10,02,542	7,44,372	3,98,236
„ Sind	—	—	—	—	—	13,590	24,870	41,559	35,158	14,293
„ Madras	—	—	—	—	—	83,070	45,960	29,980	50,761	78,985
„ Burma	—	—	—	—	—	6,530	25,170	37,336	53,900	48,822
TOTAL	—	—	—	—	—	7,43,560	8,70,070	13,66,378	10,81,080	9,76,122
Ivory— Unmanufactured (II. S)—	Lbs.	Lbs.	Lbs.	Lbs.	Lbs.					
United Kingdom	37,465	25,941	13,537	42,000	25,425	2,14,120	1,88,820	80,693	2,09,011	1,70,003
Ceylon	808	166	2,200	1,004
Hongkong	49,285	49,996	78,666	49,755	42,120	2,59,880	3,02,170	4,58,740	2,89,006	2,28,000
Other British Possessions	177	820
TOTAL BRITISH EMPIRE	87,048	74,514	92,208	92,661	67,711	5,96,200	4,91,810	6,45,433	5,88,017	4,08,000
China (exclusive of Hongkong and Macao)	18,943	5,246	10,851	7,241	5,550	1,22,850	80,000	68,176	51,499	84,848
Japan	75,647	56,576	63,803	43,951	21,442	4,72,020	3,51,550	4,47,827	2,60,422	1,32,707
Other foreign Countries	20	150
TOTAL FOREIGN COUNTRIES	94,590	61,842	74,154	51,192	26,992	5,95,770	3,81,700	5,15,503	3,20,921	1,67,555
Share of Bombay	181,638	136,356	166,357	143,853	94,703	11,01,970	8,73,510	10,60,936	9,09,538	5,76,561
Manufactured (III. V)—										
United Kingdom	—	—	—	—	—	1,350	..	21,920	26,410	2,151
Hongkong	—	—	—	—	—	..	240	8,550	815	..
Other British Possessions	—	—	—	—	—	350	450	100	125	90
TOTAL BRITISH EMPIRE	—	—	—	—	—	1,700	690	30,570	26,850	2,241
TOTAL FOREIGN COUNTRIES	—	—	—	—	—	320	300	..	562	246
Share of Bengal	—	—	—	—	—	..	300	..	315	..
„ Bombay	—	—	—	—	—	1,870	690	30,545	687	1,746
„ Madras	—	—	—	—	—	150	26,410	600
„ Burma	—	—	—	—	—	25	..	93
TOTAL	—	—	—	—	—	2,020	990	30,570	27,412	41
TOTAL VALUE OF IVORY	—	—	—	—	—	11,03,990	8,74,500	10,01,506	9,30,950	5,79,042
Jewellery (excluding imitation Jewellery and precious stones and pearls, unset), also Plate of Gold and Silver—										
Jewellery (III. V)—										
United Kingdom	—	—	—	—	—	55,410	44,280	17,475	3,300	39,498
Ceylon	—	—	—	—	—	150	700	40,780	18,000	..
Straits Settlements (including Labuan)	—	—	—	—	—	..	68,610
Natal	—	—	—	—	—	1,300	1,500	4,500
Other British Possessions	—	—	—	—	—	32	200
TOTAL BRITISH EMPIRE	—	—	—	—	—	46,860	1,13,680	58,255	22,832	44,198
Denmark	—	—	—	—	—	10
Germany	—	—	—	—	—	10,000
France	—	—	—	—	—	29,450	..	180

GENERAL EXPORTS

(856)

FOREIGN MERCHANDISE

No. 15—continued

ARTICLES, AND COUNTRIES OF FINAL DESTINATION; ALSO SHARE OF EACH PROVINCE	QUANTITY					VALUE				
	1910-20	1920-21	1921-22	1922-23	1923-24	1910-20	1920-21	1921-22	1922-23	1923-24
Jewellery (excluding imitation Jewellery and precious stones and pearls, unset), also Plate of Gold and Silver—continued						R	R	R	R	R
<i>Jewellery (III, V)—contd.</i>										
Italy	—	—	—	—	—	2,000	..
Turkey, Asiatic	—	—	—	—	—
Persian Gulf	—	—	—	—	—	18,240	..	—	—	—
Siam	—	—	—	—	—	₪ 2,250	..
Philippine Islands and Guam	—	—	—	—	—	6,500
United States of America— Via Atlantic Coast	—	—	—	—	—	280	6,000	27,731	1,107	150
" Pacific "	—	—	—	—	—	3,800
Other Foreign Countries	—	—	—	—	—	300	..	750
TOTAL FOREIGN COUNTRIES	—	—	—	—	—	25,960	6,000	71,531	5,357	6,800
<i>Share of Bengal</i>										
Bombay	—	—	—	—	—	30,470	1,11,740	57,780	32	28,700
Sind	—	—	—	—	—	28,250	4,650	63,950	6,650	11,215
Madras	—	—	—	—	—	3,750	..	101	3,000	..
Burma	—	—	—	—	—	240	2,750	4,355	18,466	7,954
TOTAL	—	—	—	—	—	10,110	510	3,600	41	1,159
Plate of Gold and Silver (III, V)—										
United Kingdom	—	—	—	—	—	2,91,450	2,16,920	3,09,837	3,12,341	2,23,562
Aden and Dependencies	—	—	—	—	—	480	2,000	3,000
Mesopotamia*	—	—	—	—	—	—	—	1,115	700	5,600
Ceylon	—	—	—	—	—	3,700	2,500	2,200	2,545	750
Straits Settlements (including Labuan)	—	—	—	—	—	..	22,110	2,075	..	3,530
Hongkong	—	—	—	—	—	9,700	220	1,500	150	300
Egypt†	—	—	—	—	—	..	3,000	6,300	5,500	..
Cape of Good Hope	—	—	—	—	—	400	2,250	..
Mauritius and Dependencies	—	—	—	—	—	..	2,900	50	..	120
Kenya Colony	—	—	—	—	—	425	725	1,235
Canada— Via Atlantic Coast	—	—	—	—	—	800
" Pacific "	—	—	—	—	—	2,800
New South Wales	—	—	—	—	—	1,650	1,600	1,500
<i>Australian Commonwealth (Total)</i>	—	—	—	—	—	1,650	1,600	1,500
New Zealand (including Nauru and Br. Samoa)	—	—	—	—	—	..	1,910
Other British Possessions	—	—	—	—	—	380	1,000	..	10	300
TOTAL BRITISH EMPIRE	—	—	—	—	—	3,08,510	3,54,490	3,28,552	3,25,911	2,37,597
Germany	—	—	—	—	—	..	600	1,500	2,125	..
Belgium	—	—	—	—	—	2,000	600	6,000
France	—	—	—	—	—	..	600	415	3,400	12,375
Italy	—	—	—	—	—	690	2,250
Turkey, Asiatic	—	—	—	—	—
Persian Gulf	—	—	—	—	—	10,110	6,370	—	—	—
Persia	—	—	—	—	—	..	4,040	784	1,084	1,000
Java	—	—	—	—	—	3,000	..
Siam	—	—	—	—	—	2,000	300
Japan	—	—	—	—	—	3,950
Egypt†	—	—	—	—	—
China (exclusive of Hongkong and Macao)	—	—	—	—	—	..	4,000	20	1,250	..
United States of America— Via Atlantic Coast	—	—	—	—	—	..	3,040	1,685	883	1,368
Other Foreign Countries	—	—	—	—	—	610	..	245	250	400
TOTAL FOREIGN COUNTRIES	—	—	—	—	—	12,720	19,250	8,659	15,282	24,383
<i>Share of Bengal</i>										
Bombay	—	—	—	—	—	4,500	1,000	4,258	9,150	4,255
Sind	—	—	—	—	—	2,49,500	2,63,680	2,32,040	2,33,332	1,76,470
Madras	—	—	—	—	—	16,450	21,640	26,785	22,662	21,650
Burma	—	—	—	—	—	37,100	45,250	47,999	46,362	30,302
TOTAL	—	—	—	—	—	13,650	42,170	26,129	30,637	27,277
TOTAL	—	—	—	—	—	3,21,230	3,73,740	3,37,211	3,41,193	2,61,980
Total value of Jewellery, also plate of Gold and Silver	—	—	—	—	—	3,94,050	4,93,420	4,66,907	5,69,382	3,18,008

* Included in Turkey, Asiatic prior to 1921-22.
† Shown as a Foreign country from 1923-24.

No. 15—continued

ARTICLES AND COUNTRIES OF FINAL DESTINATION; ALSO SHARE OF EACH PROVINCE	QUANTITY					VALUE				
	1919-20	1920-21	1921-22	1922-23	1923-24	1919-20	1920-21	1921-22	1922-23	1923-24
	Tons	Tons	Tons	Tons	Tons	£	£	£	£	£
Leather—										
<i>Skins, tanned or dressed (III. I)</i>										
China (exclusive of Hongkong and Macao)					2					7,000
Share of Burma					2					7,000
Skins, tanned or dressed (III. I)—										
United Kingdom		18	26	69	81		5,84,680	30,81,988	10,04,208	22,22,748
Mesopotamia*				1					2,085	
Ceylon								200		1,800
Other British Possessions			1							43
TOTAL BRITISH EMPIRE		18	27	70	81		5,84,680	15,82,246	10,07,226	22,24,591
Germany				4	12				1,87,546	1,58,874
Netherlands				10					2,23,968	
Belgium								19,700	1,000	1,000
France					4			28,360		1,05,054
Italy					2					60,000
Turkey, European								6,000		10,000
Persia								7,546		
China (exclusive of Hongkong and Macao)								6,000		
United States of America— Vid Atlantic Coast			18	7	13		2,000	4,73,485	1,80,197	2,80,700
TOTAL FOREIGN COUNTRIES			18	21	31		2,000	5,41,001	6,78,696	6,80,488
Share of Bengal								1,220	300	
Bombay			27	36	9		1,22,770	9,76,338	9,30,800	1,78,037
Sind		12	12	55	103		4,33,910	6,25,720	13,43,879	26,27,042
Madras									33	
Burma									116	
TOTAL		18	55	91	112		5,88,680	16,03,246	22,79,922	29,05,079
Wool (III. I)										
United Kingdom	Cwts. 5	Cwts. 11	Cwts. 55	Cwts. 10		1,720	8,970	25,380		3,840
Mesopotamia*			58					9,075		105
Kenya Colony	3	21	11		16	1,000	4,460	2,320		2,125
Tanganyika Territory				4	1				1,450	100
Mauritius and Dependencies			1	64				800	2,980	
Other British Possessions	2	14	2	2		110	200	2,219	351	625
TOTAL BRITISH EMPIRE	9	24	124	70	30	2,850	13,830	30,285	5,151	6,295
Turkey, Asiatic										
Persian Gulf	31	6				18,810	3,030			
Persia	4	2	3	3	11	1,890	1,510	2,797	2,075	3,649
China (exclusive of Hongkong and Macao)				29						3,200
Japan		5					2,130			
German East Africa †							1,500			
United States of America— Vid Atlantic Coast			58	2			0,190	25,237	8,220	
Pacific			10				630	2,700		
Other Foreign Countries ‡		2		20			1,900			
TOTAL FOREIGN COUNTRIES	35	23	95	39	11	18,500	15,920	30,794	0,085	6,649
Share of Bengal			22	69	1		11,239	18,337	1,440	309
Bombay	25	43	177	20	32	18,829	17,279	69,792	2,508	2,744
Sind						2,429	1,239			
Madras						70				
Burma				29	2				8,300	300
TOTAL	44	47	199	109	41	31,380	29,690	70,019	14,216	9,944
Manufactures (excluding Boots and Shoes) (III. I)										
United Kingdom						28,990	20,350	1,24,322	79,720	1,04,268
Aden and Dependencies						7,730	4,600	4,921	2,054	2,516
Mesopotamia*								1,17,922	12,212	20,130
Bahrain Islands						2,900	10	120	18	275
Ceylon						12,480	7,940	20,120	6,200	18,257
Straits Settlements (including Labuan)						560	3,220	7,035	334	216
Hongkong							2,300		200	
Egypt †						1,020	1,700	4,427	900	
Natal						2,470	600	65,849	23,800	
Zanzibar and Pemba						6,540	1,840	1,840	9,736	2,440
Kenya Colony						11,480	20,230	18,642	25,096	25,193
Tanganyika Territory								4,665	490	800
Mauritius and Dependencies						140	500	2,912	935	2,495

* Included in Turkey, Asiatic prior to 1921-22.
 † Shown as "Tanganyika Territory" under the British Empire from 1921-22.
 ‡ Shown as a Foreign country from 1923-24.

GENERAL EXPORTS

(858)

FOREIGN MERCHANDISE

No. 15--continued

ARTICLES, AND COUNTRIES OF FINAL DESTINATION; ALSO SHARE OF EACH PROVINCE	QUANTITY					VALUE				
	1919-20	1920-21	1921-22	1922-23	1923-24	1919-20	1920-21	1921-22	1922-23	1923-24
Leather--continued						R	R	R	R	R
<i>Manufactures (excluding Boots and Shoes) (III. I)</i>										
contd.										
Western Australia	--	--	--	--	--	10	--	4,048	500	80
Victoria	--	--	--	--	--	--	300	4,862	475	--
New South Wales	--	--	--	--	--	10	300	9,805	1,175	50
Australian Commonwealth (Total)	--	--	--	--	--	640	950	200	722	730
Other British Possessions	--	--	--	--	--	--	--	--	--	--
TOTAL BRITISH EMPIRE	--	--	--	--	--	92,950	80,680	8,28,607	1,74,559	1,96,705
Netherlands	--	--	--	--	--	--	2,980	14,000	--	--
Turkey, Asiatic	--	--	--	--	--	--	--	--	--	--
Red Sea	--	--	--	--	--	--	100	--	--	--
Persian Gulf	--	--	--	--	--	1,25,140	49,560	--	--	--
Maskat Territory and Trucial Oman	--	--	--	--	--	320	--	3,480	750	200
Other Native States in Arabia	--	--	--	--	--	1,510	1,120	544	200	7,077
Persia	--	--	--	--	--	51,050	41,820	16,409	10,148	18,074
Siam	--	--	--	--	--	1,510	2,400	2,765	50	800
China (exclusive of Hong-kong and Macao)	--	--	--	--	--	2,200	--	5,828	1,912	--
Japan	--	--	--	--	--	270	4,000	798	--	8,912
Egypt*	--	--	--	--	--	--	--	--	--	150
Portuguese East Africa	--	--	--	--	--	4,260	3,100	3,398	2,546	6,775
Madagascar	--	--	--	--	--	70	1,740	--	--	--
German East Africa †	--	--	--	--	--	250	2,400	--	--	--
United States of America— Via Atlantic Coast	--	--	--	--	--	--	2,000	40,372	8,260	--
Other Foreign Countries	--	--	--	--	--	170	2,350	1,132	205	450
TOTAL FOREIGN COUNTRIES	--	--	--	--	--	1,87,050	1,13,570	88,691	24,066	38,938
Share of Bengal	--	--	--	--	--	399	2,560	84,795	7,650	1,482
" Bombay	--	--	--	--	--	2,62,850	1,64,790	3,70,414	1,51,893	2,25,293
" Sind	--	--	--	--	--	14,570	20,560	11,245	6,851	7,977
" Madras	--	--	--	--	--	1,300	1,850	1,856	31,932	571
" Burma	--	--	--	--	--	1,490	4,470	3,988	290	390
TOTAL	--	--	--	--	--	2,80,600	1,94,230	4,72,298	1,98,016	2,35,048
Total value of Leather	--	--	--	--	--	8,01,980	8,10,530	21,45,053	24,92,784	30,57,666
Liquors— Ales, Beer, and Porter (I. D.)—	Gals.	Gals.	Gals.	Gals.	Gals.					
United Kingdom	68	109	285	89	352	370	440	1,061	388	1,002
Aden and Dependencies	2,701	849	48	225	394	10,390	3,470	108	1,191	2,446
Mesopotamia †	--	--	11,304	5,383	3,504	--	--	42,511	18,526	9,979
Ceylon	72	3,248	1,396	4,051	1,007	290	11,920	4,746	10,992	4,400
Straits Settlements (including Labuan)	104	120	192	66	1,040	740	820	914	518	3,080
Egypt*	4,650	--	--	--	--	19,800	--	--	--	--
Zanzibar and Pemba	387	--	--	--	--	1,400	--	--	--	--
Kenya Colony	291	--	--	--	8	1,280	--	--	--	25
Seychelles	743	464	--	645	584	2,870	1,430	--	1,977	1,905
Other British Possessions	8	34	31	14	18	90	180	160	69	68
TOTAL BRITISH EMPIRE	9,024	4,824	13,256	10,473	6,907	37,170	18,260	49,500	32,756	22,905
Greece	226	--	--	--	--	1,750	--	--	--	--
Turkey, Asiatic	--	--	--	--	--	--	--	--	--	--
Red Sea	--	84	--	--	--	--	300	--	--	--
Persian Gulf	48,876	27,071	--	--	--	1,75,200	98,500	--	--	--
Maskat Territory and Trucial Oman	725	48	299	262	24	2,780	270	1,718	867	180
Persia	10,068	6,932	1,709	1,995	1,087	39,820	29,260	8,629	8,888	8,124
Honjam Island	--	--	--	1,092	45	--	--	--	5,600	240
Egypt*	--	--	--	--	1,117	--	--	--	--	3,960
Other Foreign Countries	--	140	495	192	43	--	890	2,134	841	240
TOTAL FOREIGN COUNTRIES	59,889	34,275	2,503	3,541	2,266	2,19,560	1,24,160	12,481	16,191	7,701
Share of Bengal	28	1,224	--	18	4	160	5,270	--	74	11
" Bombay	17,123	35,628	15,390	13,476	7,369	2,08,870	1,27,480	69,897	46,640	25,016
" Sind	11,934	2,068	360	440	737	46,840	8,720	2,043	1,619	2,33
" Madras	24	30	--	--	1,064	130	30	--	--	3,20
" Burma	104	159	9	80	8	730	870	41	614	3
TOTAL	68,813	39,099	15,759	14,014	9,173	2,56,730	1,42,420	61,981	48,947	30,60

* Shown as a Foreign country from 1923-24.
† Shown as "Tanzanyika Territory" under the British Empire from 1921-22.

No. 15—continued

ARTICLES, AND COUNTRIES OF FINAL DESTINATION; ALSO SHARE OF EACH PROVINCE	QUANTITY					VALUE				
	1919-20	1920-21	1921-22	1922-23	1923-24	1919-20	1920-21	1921-22	1922-23	1923-24
	Gals.	Gals.	Gals.	Gals.	Gals.	£	£	£	£	£
Liquors—continued										
<i>Cider and other fermented liquors (I. D)—</i>										
United Kingdom	29	1,840	..
Other British Possessions	37	30	20	248	200	200
TOTAL BRITISH EMPIRE	37	59	20	248	2,040	200
TOTAL FOREIGN COUNTRIES	72	42	12	40	18	340	310	100	334	130
<i>Share of Bengal</i>	29	1,840	..
" <i>Bombay</i>	72	42	49	70	40	340	310	348	534	250
" <i>Sind</i>	6	59
TOTAL	72	42	49	99	45	340	310	348	2,374	309
Spirit—										
<i>Brandy (I. D)—</i>										
United Kingdom	35	2	2	344	60	1,570	100	120	18,388	1,220
Aden and Dependencies	423	7	41	18	9	8,860	200	725	815	300
Mesopotamia*	—	—	3,236	110	35	—	—	77,900	5,096	1,956
Ceylon	58	12	3	6	339	570	400	720	144	10,000
Other British Possessions	30	16	18	9	2	880	670	600	385	85
TOTAL BRITISH EMPIRE	546	37	3,300	487	445	11,880	1,370	79,425	21,778	14,261
France	47	100	..	20	..	1,800	500
Turkey, Asiatic
Red Sea	17	—	—	—	..	930	—	—	—
Persian Gulf	765	415	—	—	—	17,540	15,860	—	—	—
Maskat Territory and Trucial Oman	152	95	63	97	72	3,580	2,010	1,285	1,809	1,087
Persia	834	394	154	88	103	21,040	11,400	4,702	2,455	2,010
Indo-China (including Cochin-China, Cambodia, Annam, Tonkin and French leased Territories in China)	90	1,010	..
Other Foreign Countries	4	15	10	8	113	110	430	345	455	932
TOTAL FOREIGN COUNTRIES	1,765	936	222	330	390	42,870	30,760	6,382	8,213	7,219
<i>Share of Bengal</i>	16	7	5	347	210	330	100	110	18,416	4,062
" <i>Bombay</i>	1,449	692	3,421	313	343	24,290	26,340	33,481	11,025	13,431
" <i>Sind</i>	766	266	96	152	176	19,080	6,460	2,136	3,539	3,056
" <i>Madras</i>	58	6	550	70	..	12	..
" <i>Burma</i>	12	2	106	500	80	850
TOTAL	2,301	973	3,522	817	835	54,750	32,130	85,757	32,901	21,450
Whisky (I. D)—										
United Kingdom	50	381	729	663	721	1,830	9,890	16,241	21,589	20,348
Aden and Dependencies	263	76	105	266	118	6,730	1,530	4,198	7,790	4,001
Mesopotamia*	—	—	1,909	2,387	471	—	—	74,825	96,280	14,221
Ceylon	128	473	181	23	66	1,980	11,200	5,650	1,590	1,882
Straits Settlements (including Labuan)	73	76	181	75	..	1,460	1,200	3,410	1,664	..
Hongkong	200	..	118	6,200	..	6,430	..
Egypt†	39	43	11	1,080	1,140	400
Natal	395	..	2	..	5	3,510	..	60	..	180
Kenya Colony	4	44	..	120	1,440	..
Mauritius and Dependencies	18	52	650	1,230
Seychelles	2	25	2	40	1,060	50
Other British Possessions	4	3	4	70	120
TOTAL BRITISH EMPIRE	954	1,300	3,173	4,080	1,383	16,750	33,020	1,95,134	1,29,850	60,112

* Included in Turkey, Asiatic prior to 1921-22.

† Excluded from Ceylon country from 1923-24.

GENERAL EXPORTS

(860)

FOREIGN MERCHANDISE

No. 15—continued

ARTICLES, AND COUNTRIES OF FINAL DESTINATION; ALSO SHARE OF EACH PROVINCE	QUANTITY					VALUE				
	1919-20	1920-21	1921-22	1922-23	1923-24	1919-20	1920-21	1921-22	1922-23	1923-24
Liquors—continued										
<i>Spirit—continued</i>										
<i>Whisky (I. D)—continued</i>	Gals.	Gals.	Gals.	Gals.	Gals.	R	R	R	R	R
Greece	64	1,430
Turkey, Asiatic
Red Sea	294	8,750
Persian Gulf	15,039	1,887	3,26,230	60,670
Maskat Territory and Trucial Oman	415	192	44	320	64	9,920	3,620	952	7,827	950
Other Native States in Arabia	4	204	20	80	7,708	630	..
Persia	2,292	1,542	722	364	407	56,790	37,260	24,596	9,681	11,896
Java	8	29	36	160	1,130	1,961	60	..
Egypt*	6	225
German East Africa †	48	98	1,270	1,750
Portuguese East Africa	37	52	..	8	..	490	1,147	..	240
United States of America—Via Atlantic Coast	93	24	1,170	640
Other Foreign Countries	13	105	52	17	87	250	2,010	2,095	520	1,361
TOTAL FOREIGN COUNTRIES	17,869	4,221	1,184	723	572	3,06,050	1,16,930	89,090	18,718	14,072
<i>Share of Bengal</i>	<i>442</i>	<i>722</i>	<i>525</i>	<i>190</i>	<i>80</i>	<i>4,260</i>	<i>2,260</i>	<i>9,600</i>	<i>8,224</i>	<i>1,662</i>
<i>Bombay</i>	<i>14,822</i>	<i>4,317</i>	<i>3,562</i>	<i>3,861</i>	<i>1,449</i>	<i>3,11,320</i>	<i>1,23,290</i>	<i>1,29,932</i>	<i>1,16,890</i>	<i>42,335</i>
<i>Sind</i>	<i>4,016</i>	<i>853</i>	<i>205</i>	<i>751</i>	<i>391</i>	<i>95,070</i>	<i>17,550</i>	<i>4,553</i>	<i>24,418</i>	<i>6,535</i>
<i>Madras</i>	<i>..</i>	<i>25</i>	<i>57</i>	<i>1</i>	<i>119</i>	<i>..</i>	<i>660</i>	<i>376</i>	<i>45</i>	<i>4,173</i>
<i>Burma</i>	<i>43</i>	<i>204</i>	<i>8</i>	<i>..</i>	<i>16</i>	<i>1,660</i>	<i>6,250</i>	<i>332</i>	<i>..</i>	<i>679</i>
TOTAL	18,323	5,521	4,357	4,803	1,955	4,12,800	1,49,950	1,46,233	1,49,577	55,384
Other Sorts (I. D)—										
United Kingdom	Gals.	Gals.	Gals.	Gals.	Gals.					
Aden and Dependencies	1,482	704	1,167	1,341	721	24,760	4,440	3,355	5,772	2,600
Mesopotamia †	1,578	838	574	20,086	9,113	9,923
Ceylon	2,275	768	8,480	4,064	7,824	6,040	3,150	14,864	5,803	14,686
Straits Settlements (including Labuan)	11	827	48	14	16	120	75,140	913	285	650
Cape of Good Hope	775	26,000
Natal	406	..	1	..	2	5,770	..	48	..	60
Kenya Colony	54	159	6	77	12	240	330	160	2,160	514
Mauritius and Dependencies	5	5	389	136	..	200	420	31,640	9,705	..
Victoria	243	5,000
Australian Commonwealth (Total)	243	5,000
Other British Possessions	31	6	13	174	100	220	100	140	1,841	603
TOTAL BRITISH EMPIRE	6,087	2,970	7,237	6,764	15,470	64,770	1,02,340	85,768	36,480	49,708
Germany	3	..	81	90	..	3,761
France	3,096	206	197	88,820	20,911	8,025	..
Turkey, Asiatic
Red Sea	5	48	200	1,310
Persian Gulf	1,827	1,244	39,920	24,070
Maskat Territory and Trucial Oman	121	338	22	25	88	1,370	2,680	794	846	283
Other Native States in Arabia	38	22	46	1,654	680	300
Persia	428	694	410	151	160	10,200	13,120	14,255	3,450	3,345
Java	7	5	499	862	..	150	180	1,200	1,380
China (exclusive of Hongkong and Macao)	44	..	249	790	..	2,358	..
German East Africa †	58	6	1,370	140
United States of America—Via Atlantic Coast	30	5	9	8	..	3,090	140	501	2,307	..
<i>Pacific</i>	33	800
Other Foreign Countries	34	64	34	14	11	1,140	1,290	1,021	388	416
TOTAL FOREIGN COUNTRIES	2,539	5,548	817	1,165	1,288	68,090	1,32,610	89,356	19,354	9,485
<i>Share of Bengal</i>	<i>3,183</i>	<i>856</i>	<i>3,513</i>	<i>4,815</i>	<i>6,381</i>	<i>27,410</i>	<i>11,220</i>	<i>26,361</i>	<i>16,662</i>	<i>16,231</i>
<i>Bombay</i>	<i>3,840</i>	<i>7,209</i>	<i>4,396</i>	<i>2,921</i>	<i>10,985</i>	<i>71,160</i>	<i>2,18,590</i>	<i>94,059</i>	<i>34,321</i>	<i>39,790</i>
<i>Sind</i>	<i>578</i>	<i>403</i>	<i>141</i>	<i>160</i>	<i>243</i>	<i>13,670</i>	<i>3,400</i>	<i>4,611</i>	<i>2,728</i>	<i>8,622</i>
<i>Madras</i>	<i>7</i>	<i>11</i>	<i>1</i>	<i>..</i>	<i>9</i>	<i>200</i>	<i>310</i>	<i>93</i>	<i>..</i>	<i>370</i>
<i>Burma</i>	<i>15</i>	<i>45</i>	<i>..</i>	<i>33</i>	<i>40</i>	<i>420</i>	<i>1,430</i>	<i>..</i>	<i>1,923</i>	<i>180</i>
TOTAL	7,023	8,518	8,054	7,929	10,756	1,22,880	2,34,950	1,25,124	55,834	59,193

* Shown as a Foreign country from 1923-24.
 † Shown as "Tanganyika Territory" under the British Empire from 1921-22.
 ‡ Included in Turkey, Asiatic prior to 1921-22.

No. 15—continued

ARTICLES, AND COUNTRIES OF FINAL DESTINATION, ALSO SHARE OF EACH PROVINCE	QUANTITY					VALUE				
	1919-20	1920-21	1921-22	1922-23	1923-24	1919-20	1920-21	1921-22	1922-23	1923-24
Liquors—continued										
<i>Spirit—continued</i>										
<i>Total Spirit—</i>										
United Kingdom	133	884	1,043	1,127	7,002	4,820	22,250	25,922	34,778	42,060
Aden and Dependencies	2,168	787	1,313	1,625	848	40,350	6,170	6,278	14,347	10,904
Mesopotamia*	—	—	6,723	3,835	1,030	—	—	1,72,811	1,04,480	26,100
Ceylon	2,401	1,258	3,004	4,008	8,229	5,500	10,750	20,634	7,537	27,168
Straits Settlements (including Labuan)	85	909	233	91	16	1,320	76,540	4,423	2,114	850
Hongkong	39	47	11	17	—	1,080	1,230	400	870	—
Egypt †	—	—	—	—	—	—	—	—	—	—
Cape of Good Hope	775	—	—	—	—	26,000	—	—	—	—
Natal	816	—	3	—	17	9,580	—	108	—	240
Zanzibar and Pomba	20	2	—	68	40	100	10	—	120	150
Kenya Colony	78	162	14	121	13	950	270	300	3,600	514
Mauritius and Dependencies	—	29	445	138	—	—	1,440	33,040	6,785	—
Seychelles	—	25	—	1	22	40	1,080	—	81	135
Western Australia	—	—	5	—	—	—	—	210	—	—
Victoria	—	—	243	—	—	—	—	5,000	—	—
Australian Commonwealth (Total)	—	—	248	—	—	—	—	5,210	—	—
Other British Possessions	10	4	13	92	40	320	70	140	97	403
TOTAL BRITISH EMPIRE	6,587	4,307	13,710	11,331	17,298	93,400	1,36,730	2,71,327	1,92,117	1,04,681
Germany	—	—	—	—	161	—	—	320	—	4,230
France	—	3,096	296	244	100	—	88,340	20,911	9,825	2,500
Greece	68	—	—	—	—	1,540	—	—	—	—
Italy	—	307	3	—	2	—	1,200	120	—	—
Austria	—	52	—	—	—	—	1,030	—	—	—
Hungary	—	—	—	—	—	—	—	—	—	—
Turkey, Asiatic	—	—	—	—	—	—	—	—	—	—
Red Sea	5	359	—	—	—	200	10,990	—	—	—
Persian Gulf	17,631	3,546	—	—	—	3,43,600	1,01,210	—	—	—
Mascat Territory and Trucial Oman	638	935	124	442	164	14,370	5,310	3,031	10,500	2,320
Other Native States in Arabia	—	—	244	—	40	—	60	9,482	1,310	300
Paris	3,564	3,030	1,220	603	672	28,630	61,870	43,663	15,586	17,851
Java	—	—	91	501	982	160	1,460	2,091	1,200	1,380
Indo-China (including Cochin China, Cambodia, Annam, Tonkin and French leased Territories in China)	—	—	—	90	—	—	—	—	1,610	—
China (exclusive of Hongkong and Macao)	—	—	22	249	—	—	620	800	2,358	—
Japan	24	—	39	18	72	720	170	1,543	650	378
Egypt †	—	—	—	—	6	—	—	—	—	225
German East Africa ‡	106	103	—	—	—	2,640	1,890	—	—	—
Portuguese East Africa	—	43	63	—	8	—	600	1,331	8	240
United States of America— Vid Atlantic Coast	30	38	33	8	—	3,090	1,310	1,441	2,507	—
“ Pacific ”	38	—	—	—	—	890	—	—	—	—
Other Foreign Countries	23	46	13	19	117	570	930	414	575	1,305
TOTAL FOREIGN COUNTRIES	22,160	10,705	2,223	2,218	2,250	4,97,010	2,30,303	34,787	40,235	31,376
<i>Share of Bengal</i>	<i>3,641</i>	<i>985</i>	<i>4,043</i>	<i>5,352</i>	<i>6,671</i>	<i>41,990</i>	<i>13,640</i>	<i>26,101</i>	<i>43,501</i>	<i>15,955</i>
“ Bombay ”	<i>19,611</i>	<i>12,309</i>	<i>11,382</i>	<i>7,109</i>	<i>11,877</i>	<i>4,17,270</i>	<i>3,67,220</i>	<i>3,67,472</i>	<i>1,62,234</i>	<i>95,008</i>
“ Sind ”	<i>6,360</i>	<i>1,525</i>	<i>442</i>	<i>1,063</i>	<i>710</i>	<i>1,37,320</i>	<i>37,430</i>	<i>12,300</i>	<i>39,883</i>	<i>18,242</i>
“ Madras ”	<i>66</i>	<i>43</i>	<i>55</i>	<i>1</i>	<i>128</i>	<i>760</i>	<i>920</i>	<i>909</i>	<i>57</i>	<i>4,543</i>
“ Burma ”	<i>70</i>	<i>252</i>	<i>3</i>	<i>30</i>	<i>109</i>	<i>2,520</i>	<i>7,760</i>	<i>332</i>	<i>1,923</i>	<i>1,799</i>
TOTAL	28,747	15,012	15,933	13,549	19,548	5,90,410	4,17,030	3,56,114	2,38,402	1,36,057
Wines—										
Champagne and other sparkling wines (I. D.)—										
United Kingdom	230	26	2	132	12	3,600	950	120	8,078	1,995
Aden and Dependencies	—	2	34	6	—	—	100	1,250	250	—
Mesopotamia*	—	—	202	238	60	—	—	8,140	10,034	2,446
Ceylon	—	142	6	—	54	—	1,320	210	—	2,270
Hongkong	—	—	6	—	4	—	—	300	—	100
Other British Possessions	10	—	—	—	—	480	—	—	—	—
TOTAL BRITISH EMPIRE	230	170	250	428	160	4,170	2,370	10,020	18,062	6,721

* Included in Turkey, Asiatic, prior to 1921-22.

† Shown as a foreign country from 1923-24.

‡ Shown as "Tanganyika Territory" under the British Empire from 1921-22.

GENERAL EXPORTS

(862)

FOREIGN MERCHANDISE

No. 15—continued

ARTICLES, AND COUNTRIES OF FINAL DESTINATION; ALSO SHARE OF EACH PROVINCE	QUANTITY					VALUE				
	1919-20	1920-21	1921-22	1922-23	1923-24	1919-20	1920-21	1921-22	1922-23	1923-24
Liquors—continued										
Wines—continued										
Champagne and other sparkling wines (I. D.)—continued	Gals.	Gals.	Gals.	Gals.	Gals.	R	R	R	R	R
France	20	..	70	48	..	550	..	1,000	1,800
Turkey, Asiatic
Red Sea	2	—	—	—	..	100	—	—	—
Persian Gulf	286	209	—	—	—	10,080	8,140	—	—	—
Persia	64	95	97	20	5	2,580	3,520	4,234	624	250
Other Foreign Countries	6	6	24	..	42	300	190	892	..	1,150
TOTAL FOREIGN COUNTRIES	356	332	121	90	95	12,960	12,500	5,126	1,624	3,200
Share of Bengal	200	74	..	1,790	1,418	..
“ Bombay	364	336	368	341	225	13,300	12,090	14,894	12,382	7,981
“ Sind	2	20	9	110	39	140	1,150	252	6,786	1,940
“ Burma	20	146	1,900	1,630
TOTAL	586	502	371	525	264	17,130	14,870	15,146	20,586	9,021
Port and other still red wines (I. D.)—	Gals.	Gals.	Gals.	Gals.	Gals.					
United Kingdom	207	48	17	400	36	1,830	1,030	402	6,071	744
Aden and Dependencies	8	27	56	252	65	180	500	829	3,863	934
Mesopotamia*	—	—	581	410	136	—	—	12,066	9,488	3,008
Ceylon	2	..	37	12	324	89	..	753	216	7,754
Other British Possessions	22	4	36	76	20	440	90	710	834	455
TOTAL BRITISH EMPIRE	239	79	727	1,150	581	2,540	1,620	14,760	21,072	12,895
France	5	..	1,798	120	..	17,383
Turkey, Asiatic
Red Sea	6	—	—	—	..	130	—	—	—
Persian Gulf	899	1,377	—	—	—	16,110	26,770	—	—	—
Persia	657	449	344	123	53	11,720	8,290	8,742	2,703	1,042
Japan	2	2	20	21	58	60	30	434	540	1,358
Other Foreign Countries	65	69	40	33	46	1,380	1,490	970	660	644
TOTAL FOREIGN COUNTRIES	1,623	1,903	409	177	1,955	29,270	36,710	10,266	3,909	20,627
Share of Bengal	200	40	1,650	664
“ Bombay	1,231	1,580	1,035	848	2,429	22,250	36,110	23,016	16,442	31,366
“ Sind	374	102	101	473	67	7,720	2,220	2,010	8,481	1,493
“ Madras	2	48	..
“ Burma	7	4	..	140	100	..
TOTAL	1,862	1,982	1,136	1,327	2,536	31,810	38,830	25,026	25,071	38,522
Sherry and other still white wines (I. D.)—	Gals.	Gals.	Gals.	Gals.	Gals.					
United Kingdom	2	6	2	472	8	40	110	90	9,109	240
Mesopotamia*	—	—	296	427	174	—	—	7,315	13,876	5,927
Ceylon	11	6	..	292	..	180	210	..	6,580
Cape of Good Hope	850	12,750
New South Wales	268	4,200
Australian Commonwealth (Total)	268	4,200
Other British Possessions	13	22	60	30	37	320	370	1,098	858	738
TOTAL BRITISH EMPIRE	1,133	39	364	938	511	17,310	660	8,713	23,843	13,485
Turkey, Asiatic
Persian Gulf	270	339	—	—	—	6,090	6,730	—	—	—
Persia	51	231	240	420	13	880	3,980	5,898	8,588	360
Other Foreign Countries	54	14	20	37	12	1,000	810	927	726	300
TOTAL FOREIGN COUNTRIES	375	584	260	457	25	7,950	11,020	6,820	9,314	660
Share of Bengal	269	4,210
“ Bombay	1,129	607	620	820	566	19,020	11,360	16,235	20,182	12,731
“ Sind	102	16	13	674	30	1,990	320	298	12,960	1,413
“ Madras	1	16	..
“ Burma	2	40
TOTAL	1,508	623	633	1,395	536	25,260	11,680	15,553	33,157	14,145

* Included in Mesopotamia statistics for 1921-22.

No. 15—continued

ARTICLES, AND COUNTRIES OF FINAL DESTINATION; ALSO SHARE OF EACH PROVINCE	QUANTITY					VALUE				
	1919-20	1920-21	1921-22	1922-23	1923-24	1919-20	1920-21	1921-22	1922-23	1923-24
Liquors—continued										
Wines—continued										
Other sorts, including Vermouth and Ginger wine (l. D)—										
United Kingdom	Gals.	Gals.	Gals.	Gals.	Gals.	R	R	R	R	R
Aden and Dependencies	.. 2	97	15	609	3	..	1,60 0	904	8,502	41
Mesopotamia*	..	29	66	101	76	.. 70	430	719	1,215	1,6 91
Ceylon	..	30	638	156	59	12,612	2,458	1,142
Straits Settlements (includ- ing Labuan)	407	..	6	..	400	6,140	..	300
Kenya Colony	105	..	8	1,500	1,200
Other British Possessions	87	1	..	4	3	..	20	..	100	..
TOTAL BRITISH EMPIRE	102	102	9	21	3	..	1,000	200	472	93
Turkey, Asiatic	206	349	1,141	981	150	5,250	3,680	21,205	12,868	3,302
Red Sea	..	7	120
Persian Gulf	1,401	523	21,120	8,310
Maskat Territory and Trucial Oman	72	26	53	2	4	1,210	830	860	36	42
Persia	433	226	390	129	143	8,290	4,060	7,826	1,902	2,150
China (exclusive of Hong- kong and Macao)	..	2	84	30	1,365
German East Africa †	90	2	2,050	60
Other Foreign Countries	4	47	19	1	13	100	320	556	13	903
TOTAL FOREIGN COUNTRIES	2,096	836	546	132	170	35,630	13,240	9,897	2,041	2,395
Share of Bengal	25	41	84	632	3	430	180	3,336	8,325	41
Bombay	2,004	983	1,080	349	208	34,600	14,080	21,869	5,394	4,569
Sind	357	163	116	80	99	6,030	2,660	1,788	1,150	1,087
Madras	407	2	6,140	40	..
Burma	6	..	1	150	..	80
TOTAL	2,392	1,187	1,687	1,113	310	41,110	16,860	31,102	14,008	5,997
Total Wines—										
United Kingdom	Gals.	Gals.	Gals.	Gals.	Gals.					
Aden and Dependencies	.. 437	177	36	1,753	89	5,830	3,780	616	32,360	2,000
Mesopotamia*	..	67	200	377	166	..	1,180	3,392	5,734	3,122
Ceylon	2	41	1,717	1,231	438	40,133	30,151	12,523
Straits Settlements (includ- ing Labuan)	113	..	6	..	6.6	80	670	7,313	222	10,004
Hongkong	..	142	1	12	1,670	1,200
Cape of Good Hope	850	12,750	..	20	204	..
Kenya Colony	103	14	20	17	17	3,010	240	332	451	361
New South Wales Australian Commonwealth (Total)	268	4,200
Other British Possessions	125	196	46	93	25	1,730	1,080	1,452	1,200	603
TOTAL BRITISH EMPIRE	1,898	637	2,482	3,495	1,411	29,300	8,200	54,768	76,745	36,103
France	..	24	..	80	1,346	..	610	..	1,007	19,183
Turkey, Asiatic	..	15	350
Red Sea	2,946	2,453	56,400	49,050
Maskat Territory and Trucial Oman	88	46	75	6	12	1,420	610	1,380	150	410
Other Native States in Arabia	4	9	38	6	8	160	180	1,268	130	183
Persia	1,205	1,001	1,080	692	214	23,460	19,860	20,195	13,997	3,702
China (exclusive of Hong- kong and Macao)	..	2	102	36	30	2,055	615	..
Japan	2	..	28	25	62	817	820	1,488
German East Africa †	185	26	..	10	93	3,970	650	1,010
Other Foreign Countries	20	77	22	550	940	394	221	..
TOTAL FOREIGN COUNTRIES	4,450	3,657	1,345	805	2,235	88,010	73,460	82,109	16,978	26,882
Share of Bengal	694	41	84	756	43	8,120	180	1,355	9,743	705
Bombay	4,778	3,806	3,097	2,358	3,363	89,080	73,640	75,004	64,400	66,617
Sind	841	301	233	1,237	235	15,580	6,290	4,348	29,377	5,933
Madras	407	6	6,140	103	..
Burma	35	145	1	4	..	2,230	1,630	20	100	..
TOTAL	6,348	4,204	3,827	4,369	3,946	1,16,310	81,740	86,867	93,723	69,285
Total Liquors—										
United Kingdom	Gals.	Gals.	Gals.	Gals.	Gals.					
Aden and Dependencies	4,891	1,703	1,364	2,998	7,443	11,020	27,470	27,900	79,360	46,982
Mesopotamia*	18	41	10,775	2,257	1,420	51,310	10,820	11,826	21,472	12,679
Bahrain Islands	2,535	4,547	11	10,449	5,934	2,56,655	1,50,106	48,682
Ceylon	302	1,029	5,516	8,156	9,912	8,960	32,340	32,092	17,851	48,472
Straits Settlements (includ- ing Labuan)	..	842	431	160	1,056	4,030	77,360	6,537	2,027	3,930
Hongkong	132	2	..	7,520	..	6,754	80
Egypt ‡	4,689	47	17	32	..	20,880	1,230	700	1,158	..
Cape of Good Hope	1,025	..	1	83,750	..	20
Natal	831	7	9,760	..	108	..	240
Zanzibar and Pemba	407	2	7	68	40	1,500	10	188	129	150
Kenya Colony	467	176	34	138	37	5,270	1,210	692	4,054	900
Mauritius and Dependencies Seychelles	831	31	480	136	1,400	33,315	6,785	..
Western Australia	..	680	2	703	606	3,830	3,490	77	2,567	2,040
Victoria	243	210
New South Wales Australian Commonwealth (Total)	268	4,200
Other British Possessions	7	..	29	15	..	14,300	..	5,210	342	775
TOTAL BRITISH EMPIRE	17,509	9,768	29,445	25,358	25,615	1,54,870	1,63,270	2,75,433	3,03,656	1,54,189

* Included in Turkey, Asiatic prior to 1921-22.

† Shown as "Tanganyika Territory" under the British Empire from 1921-22.

‡ Shown as a Foreign country from 1923-24.

GENERAL EXPORTS

(861)

FOREIGN MERCHANDISE

No. 15—continued

ARTICLES, AND COUNTRIES OF FINAL DESTINATION; ALSO SHARE OF EACH PROVINCE	QUANTITY					VALUE				
	1919-20	1920-21	1921-22	1922-23	1923-24	1919-20	1920-21	1921-22	1922-23	1923-24
Liquors—continued										
Total Liquors—continued	Gals.	Gals.	Gals.	Gals.	Gals.	R	R	R	R	R
Germany	..	2	9	10	208	..	10	320	42	5,000
Belgium	23	21	173	670	576	1,114	..	21,773
France	..	3,120	296	324	1,916	..	85,950	20,011	10,832	120
Italy	..	81	3	..	4	..	1,530	120	..	650
Austria	40
Hungary	..	52	1,050
Greece	203	3,840
Turkey, Asiatic
Red Sea	5	458	200	11,640
Persian Gulf	69,453	33,082	6,15,290	2,44,740
Mascat Territory and Trucial Oman	1,501	719	498	710	200	19,080	9,300	6,129	11,583	2,872
Other Native States in Arabia	4	13	449	60	80	160	260	11,415	1,514	643
Persia	14,893	10,593	4,087	3,328	1,930	1,52,200	1,11,220	78,477	38,776	24,816
Honjam Island	1,109	85	6,125	1,587	..
Java	8	87	124	540	962	160	3,750	2,307	1,570	1,380
Indo-China (including Cochin-China, Cambodia, Annam, Tonkin and French leased Territories in China)	90	1,610	..
China (exclusive of Hongkong and Macao)	..	50	124	255	850	2,855	3,002	..
Japan	26	9	75	53	74	780	260	2,394	1,500	1,864
Egypt*	1,125	4,215
German East Africa †	297	132	6,650	2,540
Portuguese East Africa	..	65	196	78	13	..	980	2,210	499	320
United States of America— Via Atlantic Coast	30	66	83	8	..	3,090	1,470	1,141	2,507	..
„ Pacific „	33	800
Other Foreign Countries	..	120	16	69	91	..	1,020	84	227	848
TOTAL FOREIGN COUNTRIES	80,571	48,679	6,083	6,664	6,767	8,02,020	4,78,230	1,20,477	79,788	60,097
Share of Bengal	4,363	2,250	4,127	6,155	6,718	50,270	19,090	37,456	55,158	16,676
„ Bombay	81,384	51,685	29,918	33,004	22,646	7,15,360	6,68,650	4,12,721	2,65,310	1,71,551
„ Sind	17,835	3,914	1,040	2,710	1,687	1,90,540	42,440	17,691	61,681	26,572
„ Madras	89	72	465	6	1,192	880	1,060	7,049	160	7,748
„ Burma	209	526	18	117	170	5,540	10,260	393	2,637	1,739
TOTAL	104,080	58,447	35,568	32,022	32,112	9,02,790	6,41,500	5,05,310	3,83,446	2,30,286
Machinery and millwork—										
Prime-movers (other than electrical) —										
Locomotives (excluding those for railways) (III. J)— United Kingdom	20,500	..	60	900
Turkey, Asiatic
Persian Gulf	2,630
Persia	200
United States of America— Via Atlantic Coast	29,100	..	400
TOTAL FOREIGN COUNTRIES	2,830	..	29,100	..	400
Share of Bengal	500	400
„ Bombay	20,000
„ Sind	2,530	..	29,100	..	900
„ Burma	60	..
TOTAL	2,830	20,500	29,100	60	1,300
Others (III. J)—										
United Kingdom	18,320	6,460	43,035	98,021	13,731
Mesopotamia †	38,085	300	4,490
Bahrain Islands	8,750	1,700	2,000	..
Ceylon	700	5,230	..	1,280	3,000
Strata Settlements (including Luluaba)	110	250	..	3,330
Kenya Colony	64,660	31,120	20
Victoria	7,460	..
Australian Commonwealth (Total)	7,460	..
Other British Possessions	2,211	..
TOTAL BRITISH EMPIRE	83,680	50,660	83,090	1,11,272	24,500
Germany	3,340
France	10,000
Turkey, Asiatic
Persian Gulf	1,04,750	86,090
Native States in Arabia other than Mascat Territory and Trucial Oman	2,900	5,896	10,200
Persia	10,500	11,870
Siam	13,250
Japan	3,900	..
Portuguese East Africa	820	..	4,000
Italian East Africa (Somaliland and Eritrea)	12,500
United States of America— Via Atlantic Coast	3,520	500	64,220	19,200	..
Other Foreign Countries	900	70
TOTAL FOREIGN COUNTRIES	2,19,590	75,010	71,120	28,996	14,200

* Shown as a Foreign country from 1923-24.
 † Shown as "Tanganyika Territory" under the British Empire from 1921-22.
 ‡ Included in Turkey, Asiatic prior to 1921-22.

No. 15—continued

ARTICLES, AND COUNTRIES OF FINAL DESTINATION; ALSO SHARE OF EACH PROVINCE	QUANTITY					VALUE				
	1918-20	1920-21	1921-22	1922-23	1923-24	1918-20	1920-21	1921-22	1922-23	1923-24
Machinery and millwork— continued										
Prime-movers (other than electrical)—continued										
Others (III, J)—contd.										
Share of Bengal	—	—	—	—	—	..	8,450
" Bombay	—	—	—	—	—	2,35,600	1,11,200	89,740	1,15,888	11,575
" Sind	—	—	—	—	—	6,570	5,160	64,220	12,500	10,500
" Madras	—	—	—	—	—	1,100	1,281	3,060
" Burma	—	—	—	—	—	10,000	800	250	10,600	7,731
TOTAL	—	—	—	—	—	3,03,270	1,25,670	1,64,210	1,40,268	28,866
Electrical machinery of all kinds (III, J)—										
United Kingdom	—	—	—	—	—	3,410	4,000	70,147	1,30,745	73,623
Aden and Dependencies	—	—	—	—	—	1,030	100	2,100
Ceylon	—	—	—	—	—	800	1,100	67,000	8,845	9,450
Straits Settlements (including Labuan)	—	—	—	—	—	..	860	9,280	7,840	2,200
Zanzibar and Pemba	—	—	—	—	—	3,575
Other British Possessions	—	—	—	—	—	750	510	450	240	2,721
TOTAL BRITISH EMPIRE	—	—	—	—	—	5,790	6,470	1,59,452	1,42,270	84,304
France	—	—	—	—	—	2,000	1,075
Italy	—	—	—	—	—	9,000
Turkey, Asiatic	—	—	—	—	—
Persian Gulf	—	—	—	—	—	19,550	5,890
Persia	—	—	—	—	—	4,000	16,830	..	77	475
Borneo (Dutch)	—	—	—	—	—	2,070	..
Philippine Islands and Guam	—	—	—	—	—	25,305	..
United States of America— Via Atlantic Coast	—	—	—	—	—	20,030	4,129	4,600
Argentine Republic (including the Atlantic Coast or Patagonia)	—	—	—	—	—	38,350
Other Foreign Countries	—	—	—	—	—	250	545
TOTAL FOREIGN COUNTRIES	—	—	—	—	—	23,560	22,710	77,036	39,921	7,205
Share of Bengal	—	—	—	—	—	2,550	720	63,655	22,863	31,373
" Bombay	—	—	—	—	—	26,000	23,850	1,33,492	48,312	37,991
" Sind	—	—	—	—	—	3,000	4,325	..
" Madras	—	—	—	—	—	360	3,760	6,115	89,708	9,533
" Burma	—	—	—	—	—	430	1,430	30,225	10,983	12,702
TOTAL	—	—	—	—	—	29,340	27,180	2,36,488	1,76,101	91,591
Other sorts of Machinery (III, J)—										
United Kingdom	—	—	—	—	—	8,28,050	2,23,780	4,76,101	7,62,908	2,68,105
Aden and Dependencies	—	—	—	—	—	18,870	11,000	10,065	11,842	13,987
Mesopotamia*	—	—	—	—	—	2,86,475	28,456	30,453
Bahrain Islands	—	—	—	—	—	1,560	16,450	2,590	1,070	1,870
Ceylon	—	—	—	—	—	1,10,640	1,05,320	1,45,333	2,01,085	1,56,116
Straits Settlements (including Labuan)	—	—	—	—	—	9,94,670	81,350	36,481	4,426	11,346
Federated Malay States	—	—	—	—	—	1,400	150	25	..	2,100
Hongkong	—	—	—	—	—	18,050	14,220	26,204	32,708	2,809
Egypt†	—	—	—	—	—	15,740	90	3,447	650	..
Cape of Good Hope	—	—	—	—	—	750	12,097
Natal	—	—	—	—	—
Zanzibar and Pemba	—	—	—	—	—	2,030	500	6,806	3,700	10,284
Kenya Colony	—	—	—	—	—	1,14,050	2,13,000	62,635	33,235	68,163
Tanganyika Territory	—	—	—	—	—	8,100	4,850	8,175
Mauritius and Dependencies	—	—	—	—	—	50	2,620	..	700	950
Canada— Via Atlantic Coast	—	—	—	—	—	63,984	..
Western Australia	—	—	—	—	—	794	35,362
Victoria	—	—	—	—	—	..	1,060	8,931	23,041	..
New South Wales	—	—	—	—	—	..	800	9,070	574	..
Australian Commonwealth (Footnote)	—	—	—	—	—	..	1,670	18,001	24,479	35,362
New Zealand (including Nauru and British Samoa)	—	—	—	—	—	..	10	1,100
Other British Possessions	—	—	—	—	—	490	700	250	850	330
TOTAL BRITISH EMPIRE	—	—	—	—	—	10,01,500	6,20,880	10,78,443	12,10,992	6,45,450

* Included in Turkey, Asiatic prior to 1921-22.
† shown as a Foreign Country from 1923-24.

GENERAL EXPORTS

(866)

FOREIGN MERCHANDISE

No. 15—continued

ARTICLES, AND COUNTRIES OF FINAL DESTINATION; ALSO SHARE OF EACH PROVINCE	QUANTITY					VALUE				
	1919-20	1920-21	1921-22	1922-23	1923-24	1919-20	1920-21	1921-22	1922-23	1923-24
Machinery and millwork— continued						R	R	R	R	R
<i>Other sorts of Machinery (III. 3)—continued</i>										
Sweden	—	—	—	—	—	18,000
Norway	—	—	—	—	—	1,080	..
Denmark	—	—	—	—	—	1,170
Germany	—	—	—	—	—	..	300	3,870	2,600	8,247
Netherlands	—	—	—	—	—	..	408	835	6,795	225
Belgium	—	—	—	—	—	..	2,000	180	125	..
France	—	—	—	—	—	..	3,430	10	100	559
Spain	—	—	—	—	—	7,844	..
Italy	—	—	—	—	—	..	1,500	8,200	..	2,500
Turkey, European	—	—	—	—	—	..	1,85,800
Turkey, Asiatic	—	—	—	—	—
Persian Gulf	—	—	—	—	—	2,20,250	1,42,820	—	—	—
Mastat Territory and Trucial Oman	—	—	—	—	—	1,680	2,410	8,510	8,080	8,250
Other Native States in Arabia	—	—	—	—	—	10,160	2,480	2,990	2,020	3,600
Persia	—	—	—	—	—	1,14,020	68,480	55,971	34,524	34,885
Sumatra	—	—	—	—	—	1,300
Java	—	—	—	—	—	1,400	1,400	..	8,501	7,070
Siam	—	—	—	—	—	10,630	6,290	51,945	..	2,505
Indo-China (including Cochin- China, Cambodia, Annam, Tonkin and French leased territories in China)	—	—	—	—	—	1,030	10,100	81,512
Philippine Islands and Guam	—	—	—	—	—	1,200
China (exclusive of Hongkong and Macao)	—	—	—	—	—	57,220	25,500	3,500	7,790	9,291
Japan	—	—	—	—	—	78,420	11,900	87,970	28,290	28,448
Egypt*	—	—	—	—	—	—	—	—	—	80
Portuguese East Africa	—	—	—	—	—	2,440	6,140	5,027	31,754	1,815
German East Africa†	—	—	—	—	—	3,150	89,570	—	—	—
United States of America—										
Vid Atlantic Coast	—	—	—	—	—	7,010	4,450	4,08,908	2,98,590	24,018
" Pacific "	—	—	—	—	—	6,120	64,898	3,560
Argentine Republic (includ- ing the Atlantic Coast of Patagonia)	—	—	—	—	—	5,742
Other Foreign Countries	—	—	—	—	—	50	1,500	1,050	..	850
TOTAL FOREIGN COUNTRIES	—	—	—	—	—	4,98,430	5,19,370	6,17,217	4,03,131	1,52,090
Share of Bengal	—	—	—	—	—	6,42,440	88,230	3,70,744	5,23,368	2,24,621
" Bombay	—	—	—	—	—	7,38,510	8,83,660	7,81,744	7,67,284	4,66,663
" Sind	—	—	—	—	—	24,700	21,550	1,28,282	2,19,709	15,471
" Madras	—	—	—	—	—	59,110	63,550	1,69,348	85,318	63,272
" Burma	—	—	—	—	—	35,170	76,960	2,45,542	1,08,587	27,533
TOTAL	—	—	—	—	—	14,99,030	11,84,250	10,95,660	17,04,143	7,07,549
Total value of Machinery and millwork	—	—	—	—	—	18,35,370	18,00,600	21,15,458	20,20,602	9,29,304
Matches (III. V)—										
United Kingdom	Gross of boxes 54	Gross of boxes ..	Gross of boxes ..	Gross of boxes 50	Gross of boxes ..	120	1,500	..
Aden and Dependencies	27,950	21,925	6,000	27,125	5,510	40,020	33,420	12,960	58,182	13,780
Mesopotamia:	—	—	500	109,900	185,375	—	—	400	1,73,175	8,99,984
Bahrein Islands	85,545	9,950	10,800	47,550	42,000	59,920	13,110	17,103	92,425	88,867
Ceylon	16,010	7,500	28,440	16,445
Straits Settlements (includ- ing Labuan)	3,250	5,500
Egypt*	1,000	25	1,500	90
Zanzibar and Pemba	2,150	15,800	16,500	34,200	..	3,230	28,075	28,350	70,285
Kenya Colony	3,050	20,150	5,800	500	..	6,520	37,101	12,160	1,250
Tanganyika Territory	—	—	5,500	40,675	..	—	—	10,180	12,875	..
Mauritius and Dependencies	6,350	150	9,490	300
Seychelles	1,550	2,725	4,175	1,075	5,550	2,900	5,970	7,901	3,875	11,070
Other British Possessions	450	150	900	230
TOTAL BRITISH EMPIRE	76,140	54,135	70,525	220,025	272,135	1,20,350	91,250	1,31,095	3,81,482	5,85,830

* Shown as a Foreign country from 1923-24.
† Shown as "Tanganyika Territory" under the British Empire from 1921-22.
‡ Included in Turkey, Asiatic prior to 1921-22.

No. 15—continued

ARTICLES, AND COUNTRIES OF FINAL DESTINATION; ALSO SHARE OF EACH PROVINCE	QUANTITY					VALUE				
	1919-20	1920-21	1921-22	1922-23	1923-24	1919-20	1920-21	1921-22	1922-23	1923-24
	Gross of boxes	Gross of boxes	Gross of boxes	Gross of boxes	Gross of boxes	R	R	R	R	R
Matches (III. V)—continued										
Sweden	6,200	..	75	9,300	..	75	..
Turkey, Asiatic										
Red Sea	41,050	26,560	—	—	—	72,430	49,800	—	—	—
Persian Gulf	201,905	8,130	—	—	—	8,00,680	4,600	—	—	—
Maskat Territory and Trucial Oman	25,810	18,902	32,545	189,155	103,025	44,350	27,600	56,666	2,74,540	1,49,600
Other Native States in Arabia	135,910	2,053	82,950	142,675	89,250	2,41,470	4,160	88,945	2,82,964	1,95,199
Persia	215,729	55,658	28,400	117,250	56,050	4,24,630	98,050	51,780	2,23,024	1,82,267
Siam	940	28	1,480	40
Egypt*	—	—	—	—	15,000	—	—	—	—	22,500
Portuguese East Africa	20,975	23,275	4,100	28,620	33,375	33,370	37,520	6,037	44,173	61,925
Madagascar	4,708	13,900	1,000	9,100	22,680	1,500
Réunion	1,000	..	50	2,000	..	150
German East Africa†	..	2,000	—	—	—	..	3,450	—	—	—
Italian East Africa (Somali- land and Britrea)	3,000	2,025	375	1,250	160	5,310	3,450	850	2,450	305
Somaliland (French)	825	1,260
Other Foreign Countries	375	109	252	..	4	600	110	692	..	5
TOTAL FOREIGN COUNTRIES	650,971	155,345	99,872	478,975	288,464	11,95,420	2,62,010	2,06,520	8,27,231	5,81,087
Share of Bengal	6,350	6,225	256	9,490	9,330	687
" Bombay	569,292	177,552	166,277	687,195	513,699	9,32,140	3,02,050	3,30,930	11,81,273	10,11,565
" Sind	147,229	25,675	3,670	11,805	46,900	3,26,070	41,820	5,998	27,440	1,25,453
" Madras	1,350	2,500
" Burma	3,999	38	4,570	40
TOTAL	727,120	209,480	170,197	699,000	569,599	18,24,770	3,53,270	3,37,615	12,08,713	11,07,823
Mats and Matting (III. V)	Sq. yards	Sq. yards	Sq. yards	Sq. yards	Sq. yards					
Aden and Dependencies	4,848	3,510	655	2,327	2,270	4,410	3,080	800	2,020	2,720
Mesopotamia†	—	—	8,945	1,520	3,115	—	—	8,580	1,370	3,369
Bahrain Islands	13,655	650	550	310	2,800	18,030	750	900	310	3,010
Egypt*	1,040	1,950
Natal	5,350	100	9,700	5,258	..	6,800	150	9,702	8,285	..
Zanzibar and Pemba	18,090	2,000	6,880	4,360	4,030	12,810	2,050	10,430	4,840	4,152
Kenya Colony	11,770	5,125	7,673	2,190	2,323	7,210	4,460	6,143	1,555	2,677
Mauritius and Dependencies	2,700	1,050	1,900	7,572	7,925	3,000	1,200	1,950	6,005	8,383
Other British Possessions	152	28	1,786	1,010	1,605	130	20	2,065	1,210	1,424
TOTAL BRITISH EMPIRE	56,565	12,363	39,079	24,547	24,068	47,390	12,560	42,520	20,205	25,737
Turkey, Asiatic
Red Sea	220	80	—	—	—	240	90	—	—	—
Persian Gulf	15,391	3,856	—	—	—	13,770	3,690	—	—	—
Maskat Territory and Trucial Oman	5,100	2,300	4,187	4,925	3,638	4,120	1,300	4,122	5,275	3,363
Other Native States in Arabia	1,240	1,300	4,320	880	2,977	1,820	1,470	6,170	740	3,370
Persia	18,384	9,166	6,407	5,781	10,654	20,000	9,300	8,820	6,310	8,591
Portuguese East Africa	1,550	4,415	4,884	2,095	4,586	1,220	4,440	5,075	1,945	4,510
Italian East Africa (Somali- land and Britrea)	600	..	600	1,150	600	500	..	750	1,450	400
United States of America— Via Atlantic Coast	225	356
" Pacific	2,100	1,910
Other Foreign Countries	660	900	100	450	220	480	780	100	450	360
TOTAL FOREIGN COUNTRIES	45,545	21,517	20,443	15,281	22,000	43,560	21,010	22,037	16,170	29,899
Share of Bombay	101,834	33,323	68,234	39,828	16,215	90,720	33,500	63,402	42,471	45,882
" Sind	194	24	1,293	..	750	150	50	1,155	..	750
" Madras	82	10	5	..	10
" Burma	18	10
TOTAL	102,110	33,890	69,627	39,828	16,968	90,950	34,570	64,557	42,474	46,636

* Shown as a Foreign country from 1923-24

† Shown as "Tanganyika Territory" under the British Empire from 1921-22.

‡ Included in Turkey, Asiatic prior to 1921-22.

GENERAL EXPORTS

FOREIGN MERCHANDISE

(868)

No. 15—continued

ARTICLES, AND COUNTRIES OF FINAL DESTINATION; ALSO SHARE OF EACH PROVINCE	QUANTITY					VALUE				
	1919-20	1920-21	1921-22	1922-23	1923-24	1919-20	1920-21	1921-22	1922-23	1923-24
						R	R	R	R	R
Metals and Ores—										
Brass, Bronze, and similar alloys, wrought (III. L)—										
Mixed or yellow metal for sheathing (III. L)—	Cwts.	Cwts.	Cwts.	Cwts.	Cwts.					
United Kingdom	1	187	..	1,959	8	140	16,470	..	1,51,780	587
Aden and Dependencies	2	5	..	13	15	320	500	..	1,300	1,140
Mesopotamia*	—	—	10	12	4	—	—	800	1,250	400
Bahrain Islands	54	5	34	18	30	7,450	600	4,447	1,585	1,070
Ceylon	32	35	..	40	..	2,452	2,165
Zanzibar and Pemba	10	11	..	1,400	800	..
Seychelles	18	5	..	1,900	340
Other British Possessions	1	..	14	10	..	100	..	1,210	730
TOTAL BRITISH EMPIRE	87	166	44	2,059	108	9,310	19,510	5,247	1,60,437	7,332
Turkey, Asiatic
Persian Gulf	14	1,850
Maskat Territory and Trucial Oman	20	10	5	7	7	2,280	950	500	900	475
Persia	280	338	204	648	894	30,390	31,450	18,284	49,395	66,440
Java	15	..	2	3,860	..	500	..
Other Foreign Countries	7	2	3	940	200	300
TOTAL FOREIGN COUNTRIES	321	361	209	656	909	35,460	36,280	18,784	50,995	67,215
<i>Share of Bengal</i>	..	123	..	2	17,760	..	500	..
<i>" Bombay</i>	348	278	246	2,711	1,011	41,130	26,980	23,354	2,09,975	74,115
<i>" Sind</i>	40	126	..	1	2	3,640	11,050	..	277	175
<i>" Madras</i>	7	..	4	677	..	267
<i>" Burma</i>	4	680	..
TOTAL	388	627	253	2,718	1,017	44,770	55,700	24,031	2,11,432	73,547
Other sorts (III. L)—	Cwts.	Cwts.	Cwts.	Cwts.	Cwts.					
United Kingdom	104	29	45	120	31	15,420	6,450	7,695	20,633	22,189
Aden and Dependencies	59	28	19	47	35	7,190	3,840	3,395	6,340	4,250
Mesopotamia*	—	—	140	17	15	—	—	12,797	2,300	1,655
Ceylon	97	303	28	34	12	8,350	17,020	7,053	3,485	1,420
Straits Settlements (including Labuan)	3	101	1	..	2	400	4,400	140	..	351
Egypt	5	157	2	..	—	1,100	33,470	400	..	—
Zanzibar and Pemba	11	25	22	30	25	1,820	5,350	3,825	5,570	4,45
Kenya Colony	62	79	18	5	13	7,610	12,510	2,890	750	1,48
Somaliland Protectorate	22	2,510
Mauritius and Dependencies	5	2	..	6	..	1,310	240	..	1,20
Fiji Islands	10	..	15	2	..	2,000	..	2,100	400	..
Other British Possessions	8	12	22	13	11	1,420	1,580	2,768	1,935	1,36
TOTAL BRITISH EMPIRE	381	739	320	286	150	47,660	86,020	43,323	41,413	58,31
Germany	1	..	1	2	..	100	50	100	1,04
Italy	6	1,500
Turkey, Asiatic
Red Sea	6	4	—	—	—	830	650	—	—	—
Persian Gulf	248	114	—	—	—	50,170	17,950	—	—	—
Maskat Territory and Trucial Oman	35	1	7	390	600	3,450	120	5
Other Native States in Arabia	234	3	12	2	15	1,240	280	2,200	450	1,5
Persia	194	154	363	37	85	40,230	16,000	30,052	4,778	7,5
Japan	41	..	23	60	1	3,050	..	3,080	8,125	5,1
Portuguese East Africa	28	55	..	320	3	3,169	5,1
United States of America—Via Atlantic Coast	2	..	9	1	..	150	..	5,143	..
Other Foreign Countries	5	18	9	1	3	1,170	1,820	2,020	150	..
TOTAL FOREIGN COUNTRIES	734	296	442	139	160	92,580	37,980	40,915	22,035	19,
<i>Share of Bengal</i>	123	24	23	76	19	22,130	4,060	4,343	10,365	19,
<i>" Bombay</i>	992	962	718	344	296	1,13,300	1,13,930	73,677	51,243	34,
<i>" Sind</i>	..	43	3	3	..	30	5,170	316	225	..
<i>" Madras</i>	..	6	9	..	3	..	580	4,153	30	..
<i>" Burma</i>	9	2	1	..	220	1,760	1,565	..
TOTAL	1,115	1,035	762	425	310	1,40,400	1,23,950	84,238	63,448	55,
TOTAL BRASS, BRONZE, AND SIMILAR ALLOYS	1,503	1,662	1,015	3,148	1,336	1,85,280	1,70,740	1,08,269	2,74,880	1,20,

* Included in Turkey Asiatic, prior to 1921-22.
 † Shown as a foreign country from 1923-24.

ARTICLES, AND COUNTRIES OF FINAL DESTINATION; ALSO SHARE OF EACH PROVINCE	QUANTITY					VALUE				
	1919-20	1920-21	1921-22	1922-23	1923-24	1919-20	1920-21	1921-22	1922-23	1923-24
Metals and Ores—continued										
Copper—										
<i>Untreated—</i>										
Tiles, ingots, cakes, bricks, and slabs (III. L)—	Cwts.	Cwts.	Cwts.	Cwts.	Cwts.	R	R	R	R	R
United Kingdom	4,999	20	..	300	..	8,02,420	2,300	..	18,055
Ceylon	4	..	40	810	..	2,793	..
TOTAL BRITISH EMPIRE	..	5,003	20	40	300	..	8,02,730	2,300	2,793	18,055
Italy	2,000	1,40,000
Share of Bengal	7,003	20	40	6,02,730	2,300	2,793	56
" Madras	300	18,000
TOTAL	..	7,003	20	40	300	..	6,02,730	2,300	2,793	18,055
Other sorts—	Cwts.	Cwts.	Cwts.	Cwts.	Cwts.					
Ceylon	9	1,350
Other British Possessions	5	450
TOTAL BRITISH EMPIRE	9	5	1,350	480
TOTAL FOREIGN COUNTRIES	..	1	180
Share of Bengal	5	430
" Bombay	2	160
" Madras	9	1,350
TOTAL	9	6	1,850	610
Wrought—										
Sheets and other manufactures (III. L)—	Cwts.	Cwts.	Cwts.	Cwts.	Cwts.					
United Kingdom	280	2	..	19	50	10,240	300	20	1,765
Aden and Dependencies	8	39	8	20	15	640	4,770	1,010	2,265	1,376
Mesopotamia*	—	—	75	106	154	—	—	10,380	8,050	12,780
Bahrain Islands	1,170	616	487	724	717	1,39,820	62,190	42,877	59,920	54,387
Ceylon	222	118	84	8	20	20,840	15,840	7,873	1,170	2,830
Straits Settlements (including Labuan)	1	3	27	120	460	2,922	100	..
Zanzibar and Pemba	26	13	3	15	3	3,140	1,480	650	1,887	226
Kenya Colony	142	168	8	17	78	18,660	25,790	1,275	2,726	7,305
Seychelles	1	5	27	8	3	180	870	2,550	1,020	180
Other British Possessions	4	17	10	..	7	460	930	2,015	..	655
TOTAL BRITISH EMPIRE	1,569	1,278	781	904	1,022	1,90,160	1,31,520	71,852	77,848	81,814
Turkey, Asiatic	5,790	3,010
Red Sea	40	80
Persian Gulf	5,657	3,487	9,44,860	3,33,750
Mashat Territory and Trucial (Man)	165	168	176	140	136	23,470	10,970	15,223	12,484	10,354
Other Native States in Arabia	455	238	92	92	266	67,470	20,440	9,572	7,734	20,257
Persia	3,808	2,755	675	1,370	2,055	5,07,740	2,68,860	61,238	1,12,116	2,22,646
Japan	3	12	20	550	2,060	1,966
German East Africa	6	1	1,090	200
French Somaliland	80	..	5	3,840	..	500
Other Foreign Countries	5	4	..	5	6	600	400	55	1,240	524
TOTAL FOREIGN COUNTRIES	10,175	6,645	948	1,613	3,388	12,55,410	6,40,730	86,588	1,33,531	2,55,654
Share of Bengal	7	49	26	..	31	960	4,330	3,648	100	3,30
" Bombay	11,533	7,124	1,565	2,477	4,235	14,10,090	6,05,530	1,47,175	2,08,199	3,21,63
" Sind	55	636	..	40	116	3,230	67,640	..	3,080	8,10
" Madras	146	84	88	..	23	16,740	13,790	7,623	..	2,37
" Burma	3	31	550	950
TOTAL	11,744	7,923	1,679	2,517	4,405	14,45,570	7,72,250	1,58,440	2,11,370	3,37,40
Total Copper—	Cwts.	Cwts.	Cwts.	Cwts.	Cwts.					
United Kingdom	5,279	22	..	319	50	3,81,690	2,610	20	19,82
Aden and Dependencies	8	39	8	26	15	640	4,770	1,010	2,265	1,37
Mesopotamia*	—	—	75	106	154	—	—	10,380	8,050	12,78
Bahrain Islands	1,170	616	487	724	717	1,39,820	62,190	42,877	59,920	54,38

* Included in Turkey, Asiatic prior to 1921-22.
 † Shown as "Tanganyika Territory" under the British Empire from 1921-22.

GENERAL EXPORTS

(870)

FOREIGN MERCHANDISE

No. 15—continued

ARTICLES, AND COUNTRIES OF FINAL DESTINATION; ALSO SHARE OF EACH PROVINCE	QUANTITY					VALUE				
	1919-20	1920-21	1921-22	1922-23	1923-24	1919-20	1920-21	1921-22	1922-23	1923-24
Metals and Ores—continued										
Copper—continued										
Total Copper—continued	Cwts.	Cwts.	Cwts.	Cwts.	Cwts.	R	R	R	R	R
Ceylon	231	122	84	48	20	28,190	16,150	7,873	4,063	2,836
Straits Settlements (including Labuan)	1	7	27	120	890	2,922	100	..
Zanzibar and Pemba	26	13	3	15	3	3,140	1,430	650	1,867	225
Kenya Colony	142	188	8	17	78	18,960	25,790	1,275	2,726	7,305
Seychelles	1	5	27	8	3	130	870	2,550	1,620	180
Other British Possessions	4	17	10	..	7	460	930	2,015	..	955
TOTAL BRITISH EMPIRE	1,578	6,286	751	944	1,322	1,91,510	4,94,680	74,152	80,641	99,869
Italy	..	2,000	1,40,000
Turkey, Asiatic
Red Sea	46	30	5,790	3,010
Persian Gulf	5,657	3,438	6,44,860	3,33,930
Maskat Territory and Trucial Oman	165	168	176	146	132	23,470	16,970	15,223	12,482	10,354
Other Native States in Arabia	455	238	92	92	260	67,470	20,480	9,572	7,734	20,257
Persia	3,808	2,755	675	1,370	2,955	5,07,740	2,63,800	61,238	1,12,115	2,22,546
Japan	3	12	20	550	2,060	15	..	1,968
German East Africa*	6	1	1,090	200
French Somaliland	30	..	5	3,840	..	500
Other Foreign Countries	5	4	..	5	6	600	400	40	1,200	525
TOTAL FOREIGN COUNTRIES	10,175	8,646	948	1,013	3,383	12,55,410	7,80,910	86,588	1,33,531	2,55,650
Share of Bengal	7	7,057	46	40	31	960	5,07,490	5,942	2,593	3,416
.. Bombay	11,533	7,125	1,665	2,477	4,235	14,19,090	6,65,710	1,47,175	2,68,199	3,23,630
.. Sind	55	635	..	40	116	8,230	57,640	..	3,080	8,100
.. Madras	155	84	88	..	323	18,090	13,790	7,623	..	20,373
.. Burma	3	31	550	960
TOTAL	11,753	14,932	1,699	2,557	4,705	14,46,920	12,75,590	1,60,740	2,14,172	3,55,519
Iron or steel—										
anchors and cables (III. K)—	Tons	Tons	Tons	Tons	Tons					
United Kingdom	..	8	8	5	7	120	6,790	9,940	180	1,500
Bahrain Islands	2,530	2,250
Maldives	3	..	8	1,200	..	2,080
Ceylon	4	0	5,320	42	3,975
Egypt†	3	1,300
Other British Possessions	8	1	1	250	..	1,125	250	925
TOTAL BRITISH EMPIRE	10	8	14	6	14	8,190	6,790	13,145	3,002	8,350
Maskat Territory and Trucial Oman	6	4,395	..
Other Native States in Arabia	2	..	2	200	..	1,950	1,315	1,233
Persia	8	8,200	70	125	..	67
Other Foreign Countries	1	..	30	400	70	600	100
TOTAL FOREIGN COUNTRIES	3	..	2	7	2	8,430	470	2,155	6,310	1,400
Share of Bengal	7	..	3	..	2	6,230	..	2,060	..	650
.. Bombay	6	8	13	13	14	10,070	7,260	13,150	9,297	7,006
.. Sind	30	..	70	15	..
.. Burma	240	1,506
TOTAL	13	8	16	13	16	10,620	7,260	15,300	9,312	9,756
Angle, bolt, and rod (III. K)—	Tons	Tons	Tons	Tons	Tons					
United Kingdom	2	1	46	470	1,190	200	215	10,371
Aden and Dependencies	3	1,240	570	1,111
Mesopotamia†	21	3	6	7,285	1,310	2,000
Bahrain Islands	4	..	6	..	2	1,720	..	757	..	301
Ceylon	18	16	10	1	3	8,640	6,720	5,540	800	421
Straits Settlements (including Labuan)	9	5	3,350	3,710	604	..	2
Federated Malay States	..	2	2,320
Zanzibar and Pemba	4	..	2	1	..	3,080	720	1,991	655	50
Seychelles	1	2	..	1,000	355	2
Other British Possessions	..	1	..	1	2	100	800	210	310	1,000
TOTAL BRITISH EMPIRE	30	24	41	9	62	18,420	15,460	17,926	4,215	16,000
Italy	3	2,500
Turkey, Asiatic
Persian Gulf	63	38	45,700	22,330
Maskat Territory and Trucial Oman	4	1,940
Other Native States in Arabia	100	1,000
Persia	5	21	3	..	7	1,840	11,010	1,997	..	30
Sumatra	8	3	1	2,580	1,100	..
German East Africa*	..	3	2,000
Other Foreign Countries	1	..	40	240	10	990	..
TOTAL FOREIGN COUNTRIES	80	62	3	4	11	52,100	35,640	2,007	2,130	4,7

*Shown as "Tanganyika Territory" under the British Empire from 1921-22.

No. 15—continued

ARTICLES, AND COUNTRIES OF FINAL DESTINATION; ALSO SHARE OF EACH PROVINCE	QUANTITY					VALUE				
	1919-20	1920-21	1921-22	1922-23	1923-24	1919-20	1920-21	1921-22	1922-23	1923-24
	Tons	Tons	Tons	Tons	Tons	R	R	R	R	R
Metals and Ores—continued										
Iron or Steel—continued										
Angle, bolt, and rod (III. K)— continued										
Share of Bengal	20	1	6	3	8	7,550	470	3,334	1,100	2,370
.. Bombay	90	83	30	10	57	69,700	49,860	14,746	6,280	16,605
.. Sind	6	2	8	..	8	3,130	770	1,783	..	2,650
.. Madras	60
.. Burma	18
TOTAL	116	86	44	13	73	70,520	51,100	19,938	6,395	20,800
Bars and channel (III. K)—										
United Kingdom	Tons	Tons	Tons	Tons	Tons					
Aden and Dependencies	26	71	37	76	100	100	8,140	25	180	12,018
Mesopotamia *	123	47	10	51,030	15,553	8,718
Bahrain Islands	63	84	62	71	68	35,260	38,030	22,550	25,417	20,130
Ceylon	43	82	309	67	97	17,790	33,090	87,880	20,220	20,212
Straits Settlements (includ- ing Labuan)	154	110	142	27	61	60,740	44,980	45,224	6,423	11,353
Zanzibar and Pemba	15	9	10	13	15	4,370	3,840	3,880	3,507	3,045
Kenya Colony	13	55	9	7	14	9,890	20,600	3,800	2,340	5,221
Tanganyika Territory	0	8	1,870	1,090
Other British Possessions	1	3	1	180	410	401	868	605
TOTAL BRITISH EMPIRE	314	428	693	317	451	1,40,210	1,98,110	2,29,340	1,02,535	1,32,011
Germany	10	1,557
Belgium	5	735	45	10,300
Turkey, Asiatic
Red Sea	1	7	600	5,050
Persian Gulf	69	39	46,830	18,900
Muscat Territory and Tru- cial Oman	25	10	21	41	31	13,500	5,000	9,780	13,244	9,385
Other Native States in Arabia	42	21	35	62	116	26,770	9,050	13,114	19,506	28,067
Persia	209	109	62	111	117	1,04,500	62,940	17,729	20,284	29,733
Sumatra	77	3	..	26,030	1,200	..
Siam	5	2,810
Japan	42	17	14,160	5,979
Italian East Africa (Somali- land and Eritrea)	2	6	2,250	1,300
United States of America— Via Atlantic Coast	3	272	1	1,080	1,08,680	6,000
Other Foreign Countries	2	..	1	1,910	440	766	47	20
TOTAL FOREIGN COUNTRIES	444	505	137	217	285	2,22,870	2,17,330	54,112	60,920	80,712
Share of Bengal	253	144	500	45	84	94,100	49,490	92,667	11,233	26,733
.. Bombay	311	648	391	320	461	1,64,560	2,90,250	1,52,896	1,11,179	1,46,647
.. Sind	187	130	109	102	168	1,01,010	69,520	37,798	38,793	32,898
.. Madras	6	10	..	7	20	2,210	5,500	31	1,425	6,000
.. Burma	1	1	3	600	650	400	231	580
TOTAL	758	933	830	534	736	3,63,080	4,05,440	2,83,552	1,62,861	2,12,933
Coops and strips (III. K)—										
United Kingdom	11	176	82	57	86	5,970	77,780	63,616	44,397	47,189
Aden and Dependencies	1	3	..	580	50	..	1,305	265
Mesopotamia *	23	250	7,000
Bahrain Islands	4	1	1,800	..	112	..	700
Ceylon	125	118	40	56	38	62,040	44,600	10,872	14,340	9,637
Zanzibar and Pemba	43	2	2	2	..	18,080	1,150	565	600
Kenya Colony	30	40	10	20	..	10,930	15,428	2,775	8,125
Tanganyika Territory	8	2,060
Other British Possessions	1	650	840	..	100
TOTAL BRITISH EMPIRE	141	368	181	128	173	71,290	1,52,360	94,278	63,091	74,216
Persia	1	3	..	1	1	380	1,000	..	206	270
German East Africa United States of America— Via Atlantic Coast	6	3,200
Other Foreign Countries	25	43	6,580	22,350	9
Other Foreign Countries	4	..	2	1,550	180	840
TOTAL FOREIGN COUNTRIES	30	52	2	1	1	8,480	26,710	840	206	350
Share of Bengal	35	246	80	43	68	10,880	1,11,360	43,571	31,055	34,473
.. Bombay	118	145	54	73	126	61,050	54,750	25,910	19,905	36,841
.. Sind	5	1	1	70	140	9,082	309	370
.. Madras	15	11	6	3	..	7,120	4,520	6,779	550	162
.. Burma	3	18	8	9	1	650	8,280	9,815	12,144	2,891
TOTAL	171	420	183	129	184	79,770	1,79,070	95,127	68,977	71,446

* Included in Turkey, Asiatic, prior to 1921-22.

† Shown as 'Tanganyika Territory' under the British Empire from 1921-22.

GENERAL EXPORTS

(872)

FOREIGN MERCHANDISE

No. 15—continued

ARTICLES, AND COUNTRIES OF FINAL DESTINATION; ALSO SHARE OF EACH PROVINCE	QUANTITY					VALUE				
	1919-20	1920-21	1921-22	1922-23	1923-24	1919-20	1920-21	1921-22	1922-23	1923-24
Metals and Ores—continued						R	R	R	R	R
Iron or Steel—continued										
Nails, screws, rivets, and washers (H. K.)—	Tons	Tons	Tons	Tons	Tons					
United Kingdom	1	19	1	..	410	1,020	11,808	1,056
Aden and Dependencies	28	17	22	17	5	17,420	12,440	11,409	10,237	2,535
Mesopotamia *	—	—	128	46	74	—	—	74,009	20,165	30,316
Bahrein Islands	4	26	5	4	7	3,560	12,490	8,045	4,195	8,970
Ceylon	47	84	14	3	5	37,210	48,590	8,951	1,395	2,523
Straits Settlements (including Labuan)	7	4	8,360	4,430	..	100	..
Federated Malay States	3	..	1	5,610	300	1,900
Hongkong	7	27	3,040	11,620
Zanzibar and Pemba	14	3	20	1	..	10,010	3,710	13,628	1,690	420
Kenya Colony	10	12	10	16	7	6,910	11,360	6,102	9,042	3,266
Tanganyika Territory	—	—	5	2	5	—	—	8,090	1,420	2,340
Mauritius and Dependencies	2	4	13	1,480	8,500	9,325	..
Seychelles	5	2	4	2	2	3,300	2,160	8,035	1,238	830
Other British Possessions	1	160	40	942	125	..
TOTAL BRITISH EMPIRE	125	176	215	123	106	95,560	1,09,020	1,30,631	70,740	47,261
Belgium	3	15	2	..	10	1,237	9,935	1,550
Turkey, Asiatic
Levant and Black Sea	1	—	—	—	..	400	—	—	—
Red Sea	11	9	—	—	—	8,820	7,320	—	—	—
Persian Gulf	200	39	—	—	—	1,55,170	27,210	—	—	—
Mascat Territory and Trucial Oman	13	10	17	8	5	8,910	5,820	10,103	4,672	4,027
Other Native States in Arabia	3	3	16	19	13	3,820	1,760	11,265	14,522	9,490
Persia	48	18	23	10	35	43,000	16,660	16,718	9,340	25,202
Siam	3	1	2,700	1,850	..	3	45
Japan	2	..	390	1,500
Portuguese East Africa	9	..	1	..	1	5,490	..	1,555	320	430
Madagascar	4	1,740
German East Africa †	8	4	—	—	—	7,170	3,760	—	—	—
Italian East Africa (Somaliland and Eritrea)	13	1	..	3	2	9,000	2,000	..	1,024	600
French Somaliland	5	3,830
United States of America—Via Atlantic Coast	22	11,830
Other Foreign Countries	1,040	60
TOTAL FOREIGN COUNTRIES	317	108	60	61	60	2,49,720	79,960	40,938	39,816	42,841
Share of Bengal	9	24	5	1	3	3,470	13,370	3,015	945	2,561
.. Bombay	396	241	236	168	134	3,06,060	1,61,400	1,50,850	1,02,507	78,446
.. Sind	28	5	32	15	29	20,770	6,360	14,856	7,045	9,053
.. Madras	8	14	2	9,270	8,510	2,578	51	..
.. Burma	1	710	150	320	8	45
TOTAL	442	284	275	184	166	3,45,280	1,88,960	1,71,619	1,10,556	90,105
<i>Utd. for re-manufacture (H. P.)—</i>										
United Kingdom	Tons 5	Tons ..	Tons 1	Tons 1	Tons 197	8,350	..	50	140	13,333
Other British Possessions	1	1	20	120	17	590	81
TOTAL BRITISH EMPIRE	5	..	1	2	198	8,370	120	67	730	13,414
Italy	1,140	8,424	10,773	43,540	3,50,730	4,25,468
Other Foreign Countries	3	15	..	2	..	800	640	..	207	..
TOTAL FOREIGN COUNTRIES	3	15	1,140	8,426	10,773	800	640	43,540	3,50,937	4,25,468
Share of Bengal	5	15	3,350	680
.. Bombay	1,120	8,424	9,701	43,540	3,50,730	4,00,495
.. Sind	3	2	1,250	820	60	..	157	37,500
.. Madras	1	2	20	67	630	937
.. Burma	100	..
TOTAL	8	15	1,141	8,428	10,971	9,970	700	43,607	3,51,667	4,37,932

* Included in Turkey, Asiatic, prior to 1921-22.
† Shown as "Tanganyika Territory" under the British Empire from 1921-22.

No. 15—continued

ARTICLES, AND COUNTRIES OF FINAL DESTINATION; ALSO SHARE OF EACH PROVINCE	QUANTITY					VALUE				
	1919-20	1920-21	1921-22	1922-23	1923-24	1919-20	1920-21	1921-22	1922-23	1923-24
						R	R	R	R	R
Totals and Ores—continued										
Iron or Steel—continued										
Pipes and fittings, cast (III. K)—	Tons	Tons	Tons	Tons	Tons					
United Kingdom	8	1	730	1,600	1,500	234	10
Aden and Dependencies . .	1	1	3	1,780	350	1,450	125	..
Mesopotamia *	—	—	8	15	1	—	—	5,170	11,400	510
Bahrain Islands	2	1,430	470	200	..	120
Ceylon	6	9	2,650	4,050	..	215
Kenya Colony	1	830	3,420
Other British Possessions . .	2	1	1,220	700	175	216	..
TOTAL BRITISH EMPIRE	5	12	21	15	1	6,000	9,450	12,545	11,975	855
Turkey, Asiatic
Persian Gulf	3	7	—	—	—	5,410	6,500	—	—	—
Maskat Territory and Trucial Oman	14	2	240	4,120	1,372	425	..
Persia	2	5	4	2	..	2,130	12,030	1,900	1,305	..
Henjam Island	8	8,400	20	150	..
Slam	54	17,220
Other Foreign Countries	35	..	292
TOTAL FOREIGN COUNTRIES	5	88	6	2	..	7,780	43,330	3,327	1,940	292
Share of Bengal	1	64	750	17,220	..	200	..
.. Bombay	8	16	20	12	..	11,640	16,070	11,063	9,517	190
.. Sind	1	28	7	5	1	560	17,480	4,709	4,165	732
.. Madras	100	215
.. Burma	3	430	1,940	100	33	10
TOTAL	10	100	27	17	1	13,780	52,810	15,872	13,915	1,147
Sheets and plates, galvanised (III. K)—	Tons	Tons	Tons	Tons	Tons					
United Kingdom	77	..	250	205	250	15,044
Aden and Dependencies . . .	2	..	14	27	28	1,510	530	5,434	10,490	12,267
Mesopotamia *	—	—	49	..	31	—	—	25,691	180	7,702
Bahrain Islands	4	9	..	2	5	2,850	5,600	662	1,230	2,488
Maldives	17	..	12	2	..	10,200	..	8,780	800	..
Ceylon	58	22	4	14	12	32,370	95,050	1,577	3,900	6,082
Straits Settlements (including Labuan)	40	7	..	27,050	2,608
Federated Malay States	2	1,030
Hongkong	7	8,150
Egypt	9	2,700
Zanzibar and Pemba	5	2	1	3,650	1,390	565	92
Kenya Colony	22	221	2	2	36	8,300	95,270	338	660	10,370
Tanganyika Territory	—	—	9	5	..	—	—	3,480	1,020	..
Seychelles	8	150	90	2,582
Mauritius and Dependencies	5	5	2,845	1,642
Other British Possessions	262
TOTAL BRITISH EMPIRE	103	504	101	58	209	54,730	2,32,420	46,687	22,720	61,814
Italy	28	27,500
Turkey, Asiatic
Red Sea	1	—	—	—	40	350	—	—	—
Persian Gulf	59	6	—	—	—	32,870	2,990	—	—	—
Native States in Arabia, other than Maskat Territory and Trucial Oman	3	..	1	1,750	..	1,450	405	312
Persia	57	57	82	8	38	33,690	26,980	14,515	3,168	15,642
Henjam Island	1	3	480	1,608
Java	59	24,400
Madagascar	10	4,800
Portuguese East Africa	17	..	64	26	..	6,450	..	19,078	7,181
German East Africa †	19	..	—	—	..	7,250
Italian East Africa (Somali- land and Eritrea)	1	..	1,250	1,500	..
French Somaliland	3	1	..	30	226	200
Other Foreign Countries
TOTAL FOREIGN COUNTRIES	132	160	36	74	92	74,430	68,500	17,653	25,277	50,435
Share of Bengal	43	102	73	..	12	22,460	52,140	4,620	90	3,350
.. Bombay	153	638	111	128	213	35,270	2,36,290	64,307	46,451	1,03,995
.. Sind	38	23	13	4	13	20,040	11,330	4,413	1,426	4,317
.. Madras	1	1	3	750	680	957
.. Burma
TOTAL	235	664	137	132	301	1,29,160	3,01,340	62,340	47,997	1,12,649

* Included in Turkey, Asiatic, prior to 1921-22.

† Shown as a Foreign country from 1923-24.

‡ Shown as "Tanganyika Territory" under the British Empire from 1921-22.

GENERAL EXPORTS

(874)

FOREIGN MERCHANDISE

No. 15—continued

ARTICLES, AND COUNTRIES OF FINAL DESTINATION; ALSO SHARE OF EACH PROVINCE	QUANTITY					VALUE				
	1919-20	1920-21	1921-22	1922-23	1923-24	1919-20	1920-21	1921-22	1922-23	1923-24
Metals and Ores—continued										
Iron or Steel—continued										
Sheets and plates, tinned (III. K)—	Tons	Tons	Tons	Tons	Tons	R	R	R	R	R
Aden and Dependencies	3	1	16	2,400	600	5,270	330	..
Bahrain Islands	4	2	3,290	720	..	400	1,090
Ceylon	17	10	3	17	..	20,610	7,030	1,700	0,100	110
Straits Settlements (including Labuan)	346	1	..	1,54,360	300	191
Zanzibar and Pemba	4	1,330
Kenya Colony	2	..	9	1,040	..	5,045	..	25
Seychelles	1	11	2	200	350	730	4,935	1,380
Other British Possessions	1	1	3	600	..	720	1,370	718
TOTAL BRITISH EMPIRE	377	20	29	30	7	1,84,030	8,700	13,465	13,441	3,509
Italy	..	19	12,320
Turkey, Asiatic
Red Sea	9	23	8,650	24,500
Persian Gulf	4	49	1,800	18,070
Mascat Territory and Trucial Oman	13	6	7	8	4	6,870	2,030	4,070	5,270	2,130
Other Native States in Arabia	2	..	24	8	11	800	..	19,700	6,970	6,739
Persia	22	10	166	37	36	16,950	6,280	1,04,385	15,551	10,140
Portuguese East Africa	10	5,000	75	..
Madagascar	2	2,200
TOTAL FOREIGN COUNTRIES	52	111	207	63	61	37,360	68,200	1,33,155	27,766	25,050
Share of Bengal	346	1	..	16	3	1,54,360	540	500	5,903	894
„ Bombay	63	130	236	67	55	67,030	71,360	1,45,900	35,091	27,674
„ Sind	100	..
„ Madras	220	113	..
TOTAL	429	131	236	83	68	2,21,390	71,900	1,48,620	41,207	28,558
Sheets and plates, not galvanised or tinned (III. K)—	Tons	Tons	Tons	Tons	Tons					
Aden and Dependencies	1	4	950	2,940
Mesopotamia*	3	400
Bahrain Islands	1	1	1,200	1,080
Maldives	6	1,500	160
Ceylon	130	90	19	..	1	30,590	42,820	5,240	..	239
Straits Settlements (including Labuan)	1	..	14	1,540	..	2,635
Hongkong	7	3,350
Zanzibar and Pemba	11	3,600
Kenya Colony	2	221	1,030	1,04,580
Mauritius and Dependencies or British Possessions	6	2,040
TOTAL BRITISH EMPIRE	145	316	23	6	28	37,370	1,51,440	8,180	1,515	8,664
Turkey, Asiatic
Persian Gulf	6	37	3,710	14,420
Persia	20	2	..	29,750	400	..
United States of America—Via Atlantic Coast	1,000	75
Other Foreign Countries	..	1	..	1	810	..	600	55
TOTAL FOREIGN COUNTRIES	26	38	..	3	..	33,460	16,290	..	1,000	130
Share of Bengal	10	12	18	6	14	7,310	6,530	4,640	2,100	6,774
„ Bombay	46	342	4	43,050	1,61,160	2,000
„ Sind	4	2	..	2,290	400	..
„ Madras	110	18,780	130
„ Burma	1	..	14	1,540	15	2,891
TOTAL	170	354	23	8	28	70,830	1,67,690	8,180	2,515	8,794
Tubes, pipes, and fittings, wrought (III. K)—	Tons	Tons	Tons	Tons	Tons					
United Kingdom	3	4	4,095	2,625	2,811
Aden and Dependencies	..	5	8	2	1	..	2,440	5,322	1,835	1,011
Mesopotamia*	48	48	39	22,681	38,202	22,011
Ceylon	17	6,310	120	151
Straits Settlements (including Labuan)	3	..	2	680	..	4,810	..	151
Hongkong	30	21,814	..
Zanzibar and Pemba	3	2	405	2,070	1,02
Kenya Colony	1	4	3	1,687	1,748	2,48
Mauritius and Dependencies	4	2	350	3,122	2,50
Seychelles	3	3	1	2,564	1,525	49
Other British Possessions	1	2	350	1,069	1,709	18
TOTAL BRITISH EMPIRE	2	5	75	105	62	680	2,740	40,248	74,910	32,30

* Included in Turkey, Asiatic, prior to 1921-22.

No 15—continued

ARTICLES, AND COUNTRIES OF FINAL DESTINATION; ALSO SHARE OF EACH PROVINCE	QUANTITY					VALUE				
	1919-20	1920-21	1921-22	1922-23	1923-24	1919-20	1920-21	1921-22	1922-23	1923-24
	Tons	Tons	Tons	Tons	Tons	R	R	R	R	R
Metals and Ores—continued										
Iron or Steel—continued										
Tubes, pipes, and fittings, wrought (III.K)—continued										
Turkey, Asiatic	150
Red Sea	1,480
Persian Gulf	..	1	8,450	1,250	10,052	1,225
Persia	..	4	6	10	1	14,000
Japan	7	50,090
United States of America, Via Atlantic Coast	22	280	521	500
Other Foreign Countries	1	1	775
TOTAL FOREIGN COUNTRIES	..	5	36	17	2	..	5,800	67,301	11,152	2,000
Share of Bengal	2	33	4	6,150	22,534	1,958
Bombay	2	10	31	32	35	660	7,800	54,643	61,342	22,970
Sind	5	..	15	..	350	3,491	186	9,460
Burma	22	2	52,320	2,000	..
TOTAL	2	10	110	122	54	660	8,150	1,16,604	86,062	34,393
re (III. K)—										
United Kingdom	..	158	..	12	..	130	46,780	55	17,300	74
Aden and Dependencies	5	1	..	1	..	4,540	1,200	95	1,015	300
Mesopotamia *	9	..	3	5,693	512	1,850
Bahrain Islands	30	38	43	30	74	25,020	29,610	27,580	17,020	28,245
Ceylon	33	6	78	3	..	14,850	4,100	37,328	1,500	..
Straits Settlements (including Labuan)	2	7	3	2,800	9,600	2,009	..	146
Zanzibar and Pemba	1	2	440	220	..	1,027	895
Kenya Colony	20	280	470	2,560	..	125
Other British Possessions	..	1	1	220	1,110	100	50	950
TOTAL BRITISH EMPIRE	70	206	153	47	80	43,280	93,100	76,420	39,024	42,500
Turkey, Asiatic	1	620	890
Red Sea	5	3	6,400	3,270
Persian Gulf
Maskat Territory and Trucial Oman	20	17	35	22	42	7,470	6,000	17,326	7,895	14,699
Other Native States in Arabia	1	..	2	..	1	570	280	1,850	80	1,075
Persia	5	..	9	4	13	6,550	1,500	4,912	2,303	5,176
Java	..	99	30,880
Japan	43	133	..	7	..	1,02,790	97,130	..	10,017	..
Other Foreign Countries	1	..	1	80	60	900	75	82
TOTAL FOREIGN COUNTRIES	76	252	47	33	56	1,25,290	1,40,170	24,088	20,370	21,002
Share of Bengal	46	333	70	10	..	1,06,130	1,63,300	34,328	11,532	..
Bombay	67	117	108	56	116	62,110	69,200	66,065	44,804	69,722
Sind	1	1	19	14	20	1,320	1,160	7,961	3,035	3,705
Madras	30	12,090
Burma	2	7	3	2,920	9,670	2,084	23	195
TOTAL	146	458	200	30	130	1,73,570	2,33,330	1,00,408	59,394	63,422
Other manufactures of iron or steel (III. K)—										
United Kingdom	4	4	9	6	6	2,800	6,070	7,074	6,605	3,649
Aden and Dependencies	5	35	6	18	6	6,190	14,050	4,468	9,508	1,610
Mesopotamia *	249	85	42	1,01,961	22,994	12,216
Bahrain Islands	10	3	1	6	14	5,150	1,700	985	3,300	7,102
Ceylon	20	72	93	5	6	10,430	31,340	41,267	3,960	3,430
Straits Settlements (including Labuan)	..	61	10	..	1	150	30,610	11,630	190	170
Federated Malay States	30	13	16,400	6,540
Hongkong	1,975	..
Natal	1	110	200	1,400	..
Zanzibar and Pemba	13	7	45	6	..	6,190	3,050	17,063	1,503	200
Kenya Colony	15	32	5	3	2	3,490	13,240	2,930	3,612	3,015
Tanganyika Territory	14	840	5,500
Other British Possessions	..	3	2	50	210	1,020	..	90
TOTAL BRITISH EMPIRE	97	230	420	130	91	55,930	*1,19,500	1,89,478	55,467	37,048

* Included in Turkey, Asiatic, prior to 1921-22.

GENERAL EXPORTS

(876)

FOREIGN MERCHANDISE

No. 15—continued

ARTICLES, AND COUNTRIES OF FINAL DESTINATION; ALSO SHARE OF EACH PROVINCE	QUANTITY					VALUE				
	1919-20	1920-21	1921-22	1922-23	1923-24	1919-20	1920-21	1921-22	1922-23	1923-24
	Tons	Tons	Tons	Tons	Tons	R	R	R	R	R
Metals and Ores—continued										
Iron or Steel—continued										
Other manufactures of iron or steel—continued.										
Belgium	1	..	0	800	..	10,362
Turkey, Asiatic	91	326	49,940	1,93,800
Persian Gulf
Maskat Territory and Trucial Oman	13	20	28	19	13	6,620	10,220	10,218	7,269	5,132
Other Native States in Arabia	1	..	2	0	..	770	460	1,117	941
Persia	55	8	22	6	71	32,230	9,600	20,030	4,454	20,558
Sumatra	2	1,100	..
Siam	1	1,050	100
Japan	7	24	10,910	14,720
Portuguese East Africa	1	1	2	2,280	1,203	1,096	133
German East Africa *	1	1,060
Other Foreign Countries	2	..	170	825	..	1,130
TOTAL FOREIGN COUNTRIES	168	380	52	31	101	1,00,510	1,71,750	33,530	15,030	44,256
Share of Bengal	21	38	34	9	7	6,460	19,170	18,737	10,927	1,951
„ Bombay	237	664	383	125	142	1,43,470	2,66,810	1,74,794	52,562	66,818
„ Sind	6	8	62	27	41	4,160	4,530	24,058	6,968	10,096
„ Madras	1	1	500	470	625	25	1,021
„ Furna	3	..	1	160	220	4,600	35	1,418
TOTAL	265	610	472	161	192	1,56,740	2,91,260	2,23,014	70,517	81,304
Total Iron or Steel—United Kingdom	Tons 20	Tons 358	Tons 94	Tons 98	Tons 458	18,670	1,41,870	70,180	84,580	1,07,928
Aden and Dependencies	72	135	109	146	143	47,930	73,290	40,809	62,932	56,150
Mesopotamia †	—	—	633	245	238	—	—	2,95,549	1,11,286	93,007
Bahrain Islands	126	168	125	118	210	80,920	97,480	66,212	55,678	82,581
Maldives	20	3	17	8	1	11,500	450	7,266	2,840	655
Ceylon Straits Settlements (including Labuan)	495	713	696	167	168	2,40,750	3,16,950	2,10,750	52,982	52,735
520	227	158	28	83	2,30,630	1,80,410	65,907	6,013	17,742	
Federated Malay States	33	17	1	22,010	13,190	1,900
Hongkong	7	84	..	36	7	3,040	14,770	210	23,789	3,980
Egypt ‡	4	1	9	2,050	970	2,787
Natal	1	140	200	1,400	..
Zanzibar and Pemba	62	68	83	28	22	20,370	33,870	40,432	11,738	8,344
Kenya Colony	64	573	105	42	94	36,760	2,60,640	87,890	20,177	33,442
Tanganyika Territory	—	—	24	16	27	—	—	10,794	6,333	9,586
Mauritius and Dependencies	1	2	4	22	13	850	1,730	3,850	15,542	6,542
Seychelles	6	3	0	20	14	4,980	3,010	7,079	8,686	6,507
Other British Possessions	150	..	200	..	262
TOTAL BRITISH EMPIRE	1,430	2,297	1,907	975	1,478	7,29,540	10,89,370	8,70,545	4,63,985	4,74,870
Germany	10	1,579
Belgium	4	16	16	..	10	2,822	10,960	28,212
Italy	19	1,140	8,424	10,804	..	12,920	43,540	3,50,730	4,55,498
Turkey, Asiatic
Levant and Black Sea	1	400
Red Sea	22	45	18,730	37,700
Persian Gulf	613	545	3,48,050	2,49,030
Maskat Territory and Trucial Oman	93	76	111	105	95	46,180	34,040	53,796	43,390	35,708
Other Native States in Arabia	51	25	81	94	156	33,980	11,990	50,304	44,542	50,149
Persia	177	285	327	203	313	2,70,190	1,41,610	1,88,571	73,853	1,14,368
Honjam Island	1	9	4	..	1	1,000	4,240	3,209	150	540
Sumatra	35	9	..	28,610	4,000	..
Java	158	56,240
Siam	4	61	3,840	23,140	..	3	100
Japan	50	214	24	7	2	1,13,700	1,27,110	20,879	10,017	1,500
Egypt ‡
Portuguese East Africa	9	18	18	66	28	5,760	8,810	8,026	21,585	8,344
Madagascar	20	10,270
German East Africa †	9	32	8,230	16,680
Italian East Africa (Somaliland and Eritrea)	15	1	..	6	0	11,250	2,000	..	3,124	2,650
French Somaliland	8	5,080	150
United States of America—via Atlantic Coast	29	337	28	7,660	1,44,150	57,024	..	75
Other Foreign Countries	500	36	..
TOTAL FOREIGN COUNTRIES	1,335	1,776	1,727	8,929	11,434	9,21,530	8,69,710	4,23,671	5,02,390	6,08,693

* Shown as "Tanganyika Territory" under the British Empire from 1921-22.
 † Included in Turkey, Asiatic, prior to 1921-22.
 ‡ Shown as a Foreign Country from 1923-24.

No. 15—continued

ARTICLES, AND COUNTRIES OF FINAL DESTINATION; ALSO SHARE OF EACH PROVINCE	QUANTITY					VALUE				
	1919-20	1920-21	1921-22	1922-23	1923-24	1919-20	1920-21	1921-22	1922-23	1923-24
						Rs	Rs	Rs	Rs	Rs
Metals and Ores—continued										
Iron or Steel—concluded										
<i>Total Iron or Steel—contd.</i>	Tons	Tons	Tons	Tons	Tons					
Share of Bengal	796	970	532	171	195	4,34,670	4,34,790	2,15,542	97,019	30,913
“ Bombay	1,517	2,841	2,837	9,478	11,108	10,06,370	13,82,910	8,99,654	8,48,749	9,66,903
“ Sind	274	197	260	232	1,546	1,65,190	1,00,760	1,03,131	62,599	1,10,781
“ Madras	171	36	9	12	41	60,120	19,650	3,500	2,504	8,525
“ Burma	7	29	37	11	22	6,820	20,940	71,389	14,604	10,411
TOTAL	2,765	4,073	3,694	9,904	12,912	16,51,070	19,59,080	18,03,216	10,20,376	11,77,683
Lead—										
<i>Unwrought—</i>										
<i>Ore (II. F)—</i>	Tons	Tons	Tons	Tons	Tons					
TOTAL BRITISH EMPIRE	..	1	1	2	500	600	1,100	..
TOTAL FOREIGN COUNTRIES	14	..	1	760	370	483	105	..
<i>Share of Bombay</i>	1	1	840	860
“ <i>Sind</i>	14	..	1	2	..	760	30	623	1,205	..
TOTAL	14	1	2	2	..	760	870	1,383	1,205	..
Pig (III. L)—										
	Cwts.	Cwts.	Cwts.	Cwts.	Cwts.					
United Kingdom	10,860	1,69,045
Bahrain Islands	63	14	15	34	20	1,870	480	470	880	603
Other British Possessions	2	5	51	70	120	850
TOTAL BRITISH EMPIRE	65	19	15	34	10,931	1,940	600	470	880	1,70,695
Turkey, Asiatic
Persian Gulf	301	13	7,050	610
Mascat Territory and Trucial Oman	448	189	244	110	229	10,100	4,380	5,105	2,770	3,615
Other Native States in Arabia	205	9	10	..	50	4,380	180	300	..	1,000
Persia	5	2	1	150	60	28
TOTAL FOREIGN COUNTRIES	959	213	254	119	289	21,600	5,230	5,465	2,770	4,613
<i>Share of Bengal</i>	10,860	1,69,045
“ <i>Bombay</i>	1,024	232	269	153	350	23,630	5,830	5,933	3,650	6,265
“ <i>Sind</i>	1	28
TOTAL	1,024	232	269	153	11,211	23,630	5,830	5,933	3,650	1,75,338
Other sorts (III. L)—										
	Cwts.	Cwts.	Cwts.	Cwts.	Cwts.					
United Kingdom	58	1,076
Mesopotamia*	42	1,004
Ceylon	102	..	40	6,300	..	1,603
Straits Settlements (including Labuan)	1	160
TOTAL BRITISH EMPIRE	..	1	197	..	40	..	160	8,380	..	1,603
Germany	2,000	32,000
Belgium	820	6,440
Native States in Arabia, other than Mascat Territory and Trucial Oman	50	1,580
Java	260	740	200	9,393	26,392	9,520
China (exclusive of Hong- kong and Macao)	80	40	40	1,500	1,020	1,200
French Somaliland	50	1,000
Other Foreign Countries	8	14	30	360
TOTAL FOREIGN COUNTRIES	100	8	304	789	3,120	2,580	350	11,593	28,021	49,720
<i>Share of Bengal</i>	445	789	3,160	18,609	28,021	51,013
“ <i>Bombay</i>	100	8	66	2,580	250	1,364
“ <i>Madras</i>	1	160
TOTAL	100	9	501	789	3,160	2,580	610	19,973	28,021	51,013

GENERAL EXPORTS

(878)

FOREIGN MERCHANDISE

No. 15—continued

ARTICLES, AND COUNTRIES OF FINAL DESTINATION; ALSO SHARE OF EACH PROVINCE	QUANTITY					VALUE				
	1919-20	1920-21	1921-22	1922-23	1923-24	1919-20	1920-21	1921-22	1922-23	1923-24
Metals and Ores—continued										
Lead—continued										
<i>Wrought, all sorts (III. L)—</i>										
United Kingdom	Cwts. ..	Cwts. ..	Cwts. ..	Cwts. ..	Cwts. 45	1,400
Mesopotamia*	—	—	29	2	..	—	—	1,420	50	..
Bahrain Islands	..	51	1,830
Ceylon	46	52	..	2	263	1,600	1,720	..	65	11,769
Other British Possessions	9	9	11	8	2	410	860	635	200	235
TOTAL BRITISH EMPIRE	55	112	40	12	300	2,010	3,410	2,055	405	13,004
Maskat Territory and Trucial Oman	16	13	50	770	600	1,700
Persia	..	28	47	3	1,550	2,408	152	..
Java	532	401	10,242	16,420
China (exclusive of Hongkong and Macao)	9	80	311	2,400
Japan	..	156	5,640
German East Africa †	..	34	—	—	—	..	1,100	—	—	—
Other Foreign Countries	7	14	6	1	1	400	780	253	30	45
TOTAL FOREIGN COUNTRIES	23	245	103	545	542	1,170	9,670	4,361	19,735	18,874
Share of Bengal	..	208	..	541	791	..	7,360	..	19,553	30,983
" Bombay	32	119	143	14	18	1,580	5,720	6,416	522	1,660
" Madras	46	2	3	1,600	65	115
TOTAL	78	357	143	557	842	3,180	13,080	6,416	20,140	31,878
Gal Lead (excluding Ore)—										
United Kingdom	Cwts. ..	Cwts. ..	Cwts. 58	Cwts. ..	Cwts. 10,005	10	..	1,076	..	1,70,145
Mesopotamia*	—	—	71	2	..	—	—	2,424	50	..
Bahrain Islands	63	65	15	34	20	1,870	1,810	470	880	800
Ceylon	46	57	10 ²	2	203	1,600	1,840	6,800	65	13,032
Other British Possessions	11	10	11	8	53	470	520	635	200	1,085
TOTAL BRITISH EMPIRE	120	132	252	46	11,271	3,950	4,170	10,905	1,285	1,85,302
Germany	2,000	32,000
Belgium	820	6,440
Turkey, Asiatic.
Persian Gulf	306	29	—	—	—	7,380	1,500	—	—	—
Maskat Territory and Trucial Oman	464	208	309	119	220	10,870	5,220	7,225	2,770	3,615
Other Native States in Arabia	257	9	16	..	51	6,090	180	550	..	1,045
Persia	6	30	47	3	1	150	1,610	2,408	152	28
Java	260	1,272	721	9,333	45,634	28,040
China (exclusive of Hongkong and Macao)	80	58	120	1,000	1,040	3,669
Japan	..	156	5,640
German East Africa †	..	34	—	—	—	..	1,100	—	—	—
French Somaliland	50	1,000
Other Foreign Countries	1	3	30	..
TOTAL FOREIGN COUNTRIES	1,082	466	661	1,453	3,042	25,440	15,250	21,419	50,526	72,837
Share of Bengal	..	208	445	1,330	14,811	..	7,360	18,609	47,574	2,59,141
" Bombay	1,156	389	468	167	398	27,790	11,960	13,716	4,172	7,943
" Sind	1	28
" Madras	46	1	..	2	3	1,600	160	..	65	115
TOTAL	1,202	598	913	1,499	15,213	29,390	19,420	32,334	51,811	2,78,229
Quicksilver (III L)—										
Aden and Dependencies	Lbs. 449	Lbs. ..	Lbs. ..	Lbs. 80	Lbs. ..	1,000	250	..
Mesopotamia*	—	—	224	1,725	3,375	—	—	200	4,156	7,891
Bahrain Islands	1,375	235	80	7,400	1,010	320
Ceylon	993	1,913	588	1,125	..	5,320	6,250	2,372	4,375	..
Hongkong	..	1,500	5,300
Other British Possessions	42	..	75	..	56	120	..	300	..	150
TOTAL BRITISH EMPIRE	2,859	3,648	887	2,930	3,511	13,830	12,560	2,872	8,791	8,351
Turkey, Asiatic
Red Sea	300	..	—	—	—	1,580	..	—	—	—
Persian Gulf	8,195	1,340	—	—	—	30,250	2,750	—	—	—
Syria	—	—	280	—	—	1,000
Persia	959	68	880	1,117	397	4,120	1,550	1,050	3,302	1,235
Slam	392	1,392
Other Foreign Countries	431	75	155	1,440	125	490
TOTAL FOREIGN COUNTRIES	9,385	1,817	1,052	1,192	542	43,860	4,360	3,442	3,427	1,723

* Included in Turkey, Asiatic prior to 1921-22.

† Shown as "Tanganyika Territory" under the British Empire from 1921-22.

No. 15—continued

ARTICLES, AND COUNTRIES OF FINAL DESTINATION; ALSO SHARE OF EACH PROVINCE	QUANTITY					VALUE				
	1919-20	1920-21	1921-22	1922-23	1923-24	1919-20	1920-21	1921-22	1922-23	1923-24
Metals and Ores—continued										
Quicksilver (III. L)— continued	Lbs.	Lbs.	Lbs.	Lbs.	Lbs.	R	R	R	R	R
Share of Bengal	76	82	360	170
" Bombay	12,632	8,383	1,919	4,122	4,063	53,820	10,690	6,242	12,208	10,076
" Madras	36	..	80	140	..	72
TOTAL	12,744	5,465	1,999	4,122	4,063	67,320	16,860	6,314	12,208	10,076
Tin—										
Unwroughts (Block, ingots, bars, and slabs) (III. L)—	Cwts.	Cwts.	Cwts.	Cwts.	Cwts.					
United Kingdom	997	2,542
Aden and Dependencies	8	29	78	11	7	1,580	4,080	12,900	1,395	1,075
Mesopotamia*	—	—	64	16	110	—	—	7,758	1,920	13,857
Bahrain Islands	341	28	16	..	63	72,250	4,200	2,570	..	7,530
Ceylon	1	3	1	4	21	130	430	150	800	2,981
Zanzibar and Pemba	10	2	6	1	5	1,580	350	1,150	100	710
Kenya Colony	7	9	82	..	5	850	2,400	6,815	130	900
Other British Possessions	7	..	7	11	..	1,230	80	678	1,500	100
TOTAL BRITISH EMPIRE	374	69	204	43	1,198	77,670	12,440	32,021	5,065	21,786
Germany	4,708	11,171
Turkey, Asiatic
Red Sea	88	42	21,090	7,720
Persian Gulf	1,436	58	3,06,620	9,630
Syria	10	4	2	1,800	500	260
Mascat Territory and Trucial Oman	122	45	13	44	23	26,340	8,160	2,062	4,535	8,845
Other Native States in Arabia	119	2	260	111	60	24,690	260	34,320	15,500	10,880
Persia	8,578	157	164	76	180	7,72,920	29,620	27,045	9,100	25,507
Italian East Africa (Somal- land and Eritrea)	7	1,110
Other Foreign Countries	1	3	4	..	591	340	490	959	..	860
TOTAL FOREIGN COUNTRIES	5,348	307	451	235	5,480	11,53,010	50,070	66,180	29,701	55,316
Share of Bengal	6	6,196	760	20	15,368
" Bombay	5,709	376	655	278	484	12,25,310	18,340	33,077	36,598	69,024
" Sind	5	4	380	290	82	48	711
" Madras	9	500	..	48
TOTAL	5,722	376	655	278	6,584	12,30,580	63,510	99,207	35,600	85,101
Zinc or spelter—										
Unwrought (III. L) —	Cwts.	Cwts.	Cwts.	Cwts.	Cwts.					
United Kingdom	20	..	2,000	1,650	..	7,030	..
Other British Possessions	4	22	8	22	..	220	880	482	810	..
TOTAL BRITISH EMPIRE	4	42	8	2,022	..	220	2,530	432	7,840	..
Belgium	169	4,909	..
Other Foreign Countries	24	2	130	90	..	10	..
TOTAL FOREIGN COUNTRIES	24	2	..	169	..	130	90	..	4,979	..
Share of Bengal	24	2,000	..	120	7,000	..
" Bombay	44	..	191	..	10	2,620	..	6,819	..
" Burma	4	..	8	220	..	432
TOTAL	28	44	8	2,191	..	350	2,620	432	12,819	..
Wrought or manufactured (III. L)—	Cwts.	Cwts.	Cwts.	Cwts.	Cwts.					
Aden and Dependencies	8	108	24	20	2	20	2,300	830	1,030	100
Straits Settlements (including Labuan)	8	52	410	2,870
Egypt	12	1,100
Kenya Colony	9	3	..	9	5	1,030	230	..	375	250
Other British Possessions	8	16	10	8	22	420	700	305	168	1,422
TOTAL BRITISH EMPIRE	40	174	34	41	29	3,760	6,100	1,735	1,573	1,802

* Included in Turkey, Asiatic prior to 1921-22.
† Shown as a Foreign country from 1923-24.

GENERAL EXPORTS

(880)

FOREIGN MERCHANDISE

No. 15—continued

ARTICLES, AND COUNTRIES OF FINAL DESTINATION; ALSO SHARE OF EACH PROVINCE	QUANTITY					VALUE				
	1919-20	1920-21	1921-22	1922-23	1923-24	1919-20	1920-21	1921-22	1922-23	1923-24
Metals and Ores—continued										
Zinc or spelter—continued										
<i>Wrought or manufactured (III. L)—continued</i>										
	Cwts.	Cwts.	Cwts.	Cwts.	Cwts.					
Persia	222	2	17	..	73	6,150	180	735	..	1,841
Japan	123	9,410
Somaliand (French)	50	1,100
Other Foreign Countries	8	8	4	4	..	200	250	275	580
TOTAL FOREIGN COUNTRIES	345	5	75	4	77	16,560	380	2,085	275	2,421
<i>Share of Bengal</i>	..	1	..	1	1	..	130	..	78	60
" Bombay	254	125	109	43	103	9,500	3,380	3,420	1,655	3,663
" Sind	1	75	..
" Madras	1	2	..	50	600
" Burma	131	52	9,820	2,870
TOTAL	385	179	109	45	106	19,320	6,430	3,420	1,848	4,223
Other Sorts—	Cwts.	Cwts.	Cwts.	Cwts.	Cwts.					
Ceylon	5	207
Belgium	1,159	4,634
<i>Share of Bengal</i>	5	..	1,169	207	..	4,634
Total Zinc or spelter—	Cwts.	Cwts.	Cwts.	Cwts.	Cwts.					
United Kingdom	20	..	2,000	1,660	..	7,030	..
Aden and Dependencies	3	117	24	51	2	200	2,800	880	1,840	100
Straits Settlements (including Labuan)	12	52	8	650	2,870	432
Egypt*	12	1,100
Kenya Colony	9	3	..	9	5	1,630	230	..	375	230
Other British Possessions	8	24	15	3	22	420	1,070	712	168	1,422
TOTAL BRITISH EMPIRE	44	216	47	2,063	20	3,950	8,630	1,974	9,413	1,802
Belgium	169	1,159	4,960	4,634
Persia	222	2	17	..	73	6,150	180	735	..	1,841
Japan	123	9,410
Somaliand (French)	50	1,100
Other Foreign Countries	24	5	8	4	4	130	200	250	285	580
TOTAL FOREIGN COUNTRIES	309	7	75	173	1,236	15,690	420	2,085	5,254	7,055
<i>Share of Bengal</i>	24	1	5	2,001	1,169	120	130	207	7,078	4,694
" Bombay	254	169	109	234	103	9,510	6,000	3,420	7,514	3,663
" Sind	1	75	..
" Madras	1	2	..	50	600
" Burma	135	52	8	10,040	2,870	432
TOTAL	413	223	122	2,236	1,285	19,070	9,050	4,059	14,667	8,857
Metals, unenumerated (III. L)—	Cwts.	Cwts.	Cwts.	Cwts.	Cwts.					
United Kingdom	40	27	404	50	..	2,855	4,467	10,424
Aden and Dependencies	45	55	65	62	106	15,240	18,240	14,920	13,050	22,240
Mesopotamia†	—	—	323	302	454	—	—	87,875	64,761	86,761
Bahrein Islands	28	53	47	180	42	7,910	15,540	12,700	43,220	11,500
Ceylon	8	8	41	327	102	3,430	2,160	9,075	23,000	14,363
Straits Settlements (including Labuan)	4	15	37	43	15	2,040	4,000	8,000	6,902	2,640
Egypt*	2	49	2	1,800	14,540	500
Natal	10	5	3	2,450	1,150	500
Cape of Good Hope	2	16	250	4,325
Zanzibar and Pemba	33	100	92	151	127	10,780	25,040	21,035	31,391	25,947
Kenya Colony	274	437	386	622	1,251	20,720	1,05,840	79,942	1,18,514	2,28,928
Tanganyika Territory	—	—	50	62	120	—	—	10,050	11,975	21,355
Anglo-Egyptian Sudan	—	—	17	52	48	—	—	3,750	11,850	8,500
Mauritius and Dependencies	6	15	14	36	70	2,100	7,380	4,000	7,700	15,075
Seychelles	4	1	8	6	..	1,000	225	1,250	900
Other British Possessions	11
TOTAL BRITISH EMPIRE	400	738	1,146	1,877	2,748	1,13,470	1,93,900	2,62,402	3,39,299	4,55,114

† shown as a Foreign country from 1923-24.

ARTICLES, AND COUNTRIES OF FINAL DESTINATION; ALSO SHARE OF EACH PROVINCE	QUANTITY					VALUE				
	1919-20	1920-21	1921-22	1922-23	1923-24	1919-20	1920-21	1921-22	1922-23	1923-24
METALS AND ORES—										
<i>continued</i>										
Metals, unenumerated (III. L)—continued										
Germany	Cwts.	Cwts.	Cwts.	Cwts.	Cwts.	£	£	£	£	£
Italy	..	1	4	1,300	500
Turkey, Asiatic
Red Sea	..	2	520
Persian Gulf	180	494	82,000	1,31,350
Mascat Territory and Trucial Oman	31	29	57	53	66	9,070	7,980	12,485	10,725	12,740
Other Native States in Arabia	32	81	37	54	106	10,810	9,420	8,450	13,140	24,982
Persia	104	60	90	291	526	35,020	16,180	25,911	64,067	1,03,089
Hejaz Islands	..	1	..	2	4	..	100	..	350	1,000
Siam	3	2	63	14	49	1,000	770	14,250	3,260	11,124
Japan	8	100	7,970	7,240
Egypt*
Portuguese East Africa	..	4	25	24	16	..	1,703	5,119	8,900	2,900
Madagascar	..	12	8	1	3,200	475	125	..
German East Africa †	4	429	1,100	10,260
Italian East Africa (Somaliland and Britira)	4	4	4	800	1,000	850
United States of America—Via Atlantic Coast	3,000	1,19,000	..	250
Other Foreign Countries	..	1	..	1	..	440	200	80	118	50
TOTAL FOREIGN COUNTRIES	3,357	1,216	288	444	863	2,47,010	1,89,560	68,320	97,581	1,70,392
Share of Bengal	3,000	101	..	141	44	1,19,020	7,400	15	5,029	18,302
Bombay	766	1,845	1,426	2,074	3,163	2,11,330	3,74,170	3,30,257	4,26,171	6,07,293
Sind	1	8	3	103	..	70	1,950	450	..	16
Madras	5,659	..
TOTAL	3,757	1,054	1,429	2,321	3,607	3,60,480	3,93,550	3,30,722	4,36,880	6,25,310
Ores, unenumerated (II. F)—										
United Kingdom	Tons	Tons	Tons	Tons	Tons	£	£	£	£	£
Ceylon	8,110
TOTAL BRITISH EMPIRE	2	9	3,110	4,700	..	30	46
Belgium	4,900	1,06,750
Persia	..	840	8,010
Japan	1,560
TOTAL FOREIGN COUNTRIES	..	840	4,900	1,560	8,010	1,06,750
Share of Bengal	..	250	4,900	..	9	4,670	5,000	1,06,750	..	46
Bombay	..	96	7,710
Sind
TOTAL	..	346	4,000	2	9	4,670	12,710	1,06,750	30	46
Total Metals and Ores—										
United Kingdom	Tons	Tons	Tons	Tons	Tons	£	£	£	£	£
Aden and Dependencies	78	149	119	157	155	74,310	1,03,420	83,369	89,487	87,139
Mesopotamia ‡	688	269	276	4,18,083	1,94,873	2,16,607
Bahrain Islands	210	207	165	166	253	3,17,930	1,83,420	1,29,871	1,61,293	1,59,108
Maldives	20	8	17	8	1	11,960	630	7,304	2,860	655
Ceylon	515	739	610	190	194	2,90,880	3,61,020	2,45,500	91,450	90,294
traits Settlements (including Labuan)	521	236	162	31	84	2,34,280	1,42,700	77,401	13,015	20,997
Federated Malay States	33	17	1	22,010	13,190	1,900	800	275
Hongkong	7	36	..	30	7	3,670	21,200	210	23,749	3,480
Egypt*	5	11	9	6,050	49,050	3,637	600	..
Cape of Good Hope	1	1	..	100	720	3,200	2,550	500
Natal	..	1	1	1
Zanzibar and Pemba	67	75	89	89	30	48,160	66,270	67,112	51,701	40,211
Kenya Colony	89	610	127	76	102	1,36,530	4,07,060	1,28,312	1,42,672	2,72,439
Tanganyika Territory	27	20	34	22,559	19,793	32,660
So-called Protectorate	1	1	..	2,650	810	..
Anglo-Egyptian Sudan	1	3	2	3,450	11,850	8,500
Mauritius and Dependencies	2	3	5	24	17	3,560	10,420	8,390	23,302	23,417
Seychelles	7	5	11	21	15	5,500	8,220	10,609	12,156	8,577
Fiji Islands	1	..	1	2,000	80	2,320	400	10
Other British Possessions	80	1,998	300	55
TOTAL BRITISH EMPIRE	1,581	2,718	2,106	1,348	2,329	11,04,250	19,26,570	13,18,341	11,12,349	13,04,033
Germany	4,904	24	115	1,09,572	15,929	62,710
Belgium	..	110	1,140	8,424	10,929	1,500	1,58,626	44,040	3,50,730	4,56,218
Italy
Turkey, Asiatic	..	1
Levant and Black Sea	..	49	46,020	49,690
Red Sea	29	752	14,38,240	7,46,430
Persian Gulf	915	2,500	560	240
Syria

* Shown as a foreign country from 1921-22.
 † Shown as "Tanganyika Territory" under the British Empire from 1921-22.
 ‡ Shown as "Mesopotamia Asiatic" prior to 1921-22.

GENERAL EXPORTS

(882)

FOREIGN MERCHANDISE

No. 15—continued

ARTICLES, AND COUNTRIES OF FINAL DESTINATION; ALSO SHARE OF EACH PROVINCE	QUANTITY					VALUE				
	1910-20	1920-21	1921-22	1922-23	1923-24	1910-20	1920-21	1921-22	1922-23	1923-24
Metals and Ores—concluded										
<i>Total Metals and Ores—continued</i>	Tons	Tons	Tons	Tons	Tons	R	R	R	R	R
Muskat Territory and Trucial Oman	183	99	142	123	119	1,10,160	74,310	95,224	75,047	66,742
Other Native States in Arabia	114	42	102	107	182	1,45,460	42,600	1,05,456	81,671	1,00,564
Persia	837	756	405	325	549	16,84,960	6,10,040	8,50,294	3,17,698	5,42,574
Benjam Island	1	9	4	..	1	1,000	4,350	8,249	675	1,540
Sumatra	85	0	..	25,010	4,000	..
Java	..	159	18	64	36	500	60,120	9,783	46,134	26,040
Siam	4	61	4	1	3	4,850	24,850	16,726	3,099	11,449
China (exclusive of Hongkong and Macao)	1	3	6	160	..	2,075	2,084	3,719
Japan	59	227	25	10	3	1,40,980	1,42,010	23,974	18,142	3,719
Portuguese East Africa	10	19	15	69	32	7,540	10,500	13,401	20,684	17,377
Madagascar	20	1	10,270	3,200	475	125	..
German East Africa	9	55	9,920	28,750
Italian East Africa (Somaliland and Britrea)	15	1	..	5	9	12,360	2,080	809	4,274	4,050
French Somaliland	12	..	8	10,940	850	2,200
United States of America—Vid Atlantic Coast	..	337	23	1,26,780	1,44,300	57,274	5,153	177
Other Foreign Countries	490	1,200	1,300	..	50
TOTAL FOREIGN COUNTRIES	2,422	2,687	6,782	9,164	12,234	37,91,840	19,98,910	8,38,648	9,55,545	13,45,617
<i>Share of Bengal</i>	954	1,346	557	352	1,377	5,52,590	9,79,130	2,14,658	1,71,128	3,92,139
Bombay	2,585	3,651	7,998	9,896	11,594	41,47,740	27,02,330	17,03,181	18,03,829	20,97,350
Sind	269	335	361	236	1,652	168,900	1,31,630	1,09,501	67,509	1,19,310
Madras	181	40	14	17	58	70,150	34,260	21,073	8,579	30,115
Burma	14	33	38	11	22	16,410	24,950	73,571	16,849	10,506
TOTAL	4,003	5,405	8,888	10,512	14,563	49,86,090	89,25,310	21,51,984	20,67,894	26,50,450
Oils—										
<i>Animal (II. G)—</i>	Gals.	Gals.	Gals.	Gals.	Gals.					
United Kingdom	..	2,568	800	16,000	1,000
Kenya Colony	..	642	2,300
Other British Possessions	778	85	42	500	210	400
TOTAL BRITISH EMPIRE	778	3,275	842	800	18,510	1,400
Muskat Territory and Trucial Oman	..	9,333	389	8,400	400
Other Foreign Countries	100	309	450	190
TOTAL FOREIGN COUNTRIES	100	9,642	389	450	8,590	400
<i>Share of Bengal</i>	..	10	30	140	300
Bombay	878	12,907	1,201	1,250	26,960	1,500
TOTAL	878	12,917	1,231	1,250	27,100	1,800
<i>Essential (II. G)—</i>	Gals.	Gals.	Gals.	Gals.	Gals.					
United Kingdom	195	..	16	216	95	12,750	..	2,458	10,206	6,525
Mesopotamia †	8	9	807	1,065
Bahrain Islands	..	119	4	22	14	..	6,620	550	2,260	1,675
Straits Settlements (including Labuan)	165	..	9	1,900	..	100
Hongkong	27	5,690	..
Egypt †	..	128	4,400
Anglo-Egyptian Sudan	153	10,250
Other British Possessions	213	2	2	2	6	8,540	280	804	100	200
TOTAL BRITISH EMPIRE	678	240	31	275	277	18,190	11,300	3,412	19,003	19,785
Netherlands	9	..	5	83	..	3,141
Muskat Territory and Trucial Oman	43	10	3,020
China (exclusive of Hongkong and Macao)	100	1,600
United States of America—Vid Atlantic Coast	14	53	1,000	5,500
Other Foreign Countries	80	26	3	..	32	1,170	950	160	..	1,402
TOTAL FOREIGN COUNTRIES	80	26	112	14	136	1,150	950	2,580	1,060	13,663
<i>Share of Bengal</i>	29	3	15	243	..	2,390	160	930	15,806	..
Bombay	564	272	21	32	313	16,810	12,090	3,774	3,167	23,712
Sind	10	..	104	170	..	1,888
Madras	14	1,060	9,730
Burma	100
TOTAL	603	275	143	280	413	10,370	12,250	5,992	20,123	33,448
Mineral—										
<i>(I. Kerosene (II. G)—</i>	Gals.	Gals.	Gals.	Gals.	Gals.					
Aden and Dependencies	1,004	110	160	1,150	140	130
Maldives	584	4,000	48	592	4,000	43
Bahrain Islands	32,000	10,200	27,000	15,000
Straits Settlements (including Labuan)	..	107,212	64,500
Zanzibar and Pemba	8,202	2,407
Kenya Colony	7,992	46,645	24,436	..	15	8,090	48,150	18,341	..	10
Tanganyika Territory	10,009	7,507
Seychelles	..	4,803	19,293	4,800	6,483	..	8,530	16,313	3,225	4,052
Canada—Vid Atlantic Coast	194	1,115,981	6,07,099
Other British Possessions	8	..	20	27	1,000	..
TOTAL BRITISH EMPIRE	41,004	177,979	57,44	8,994	1,121,787	36,150	1,31,440	45,187	8,234	7,91,343

* Shown as "Tanganyika Territory" under the British Empire from 1921-22.
 † Included in Turkey, Asiatic prior to 1921-22.
 ‡ Shown as a Foreign country from 1923-24.

No. 15- continued

ARTICLES, AND COUNTRIES OF FINAL DESTINATION; ALSO SHARE OF EACH PROVINCE	QUANTITY					VALUE				
	1919-20	1920-21	1921-22	1922-23	1923-24	1919-20	1920-21	1921-22	1922-23	1923-24
Oils—continued										
<i>Mineral—continued</i>										
Kerosene (II. G)—continued										
Maskat Territory and Trucial Oman	Gals. 48,863	Gals. 1,932	Gals. 2,615	Gals. 3,914	Gals. 4,312	Rs. 40,680	Rs. 1,370	Rs. 2,608	Rs. 4,057	Rs. 4,115
Other Native States in Arabia	88,801	8,797	6,929	72,560	9,320	7,810
Persia	50,112	2,856	200	..	108	54,690	2,180	212	..	108
Sumatra	1,680,933	8,66,730
Portuguese East Africa	11,242	25,867	44,463	16,161	4	11,320	23,710	85,139	10,484	5
Madagascar	5,150	43,843	4,130	35,858
Réunion	10,221	13,032	12,500	9,784
German East Africa *	104,850	56,088	—	—	—	84,950	48,900	—	—	—
Italian East Africa (Somal- land and Britira)	8	..	1,609	3,200	811	10	..	1,207	3,200	506
French Somaliland	4,011	3,125
United States of America— Via Atlantic Coast	111	..	48	125	..	1,19,222
Other Foreign Countries	808	8	560	10	..	62	..
TOTAL FOREIGN COUNTRIES	313,184	1,791,378	116,818	23,323	1,558,191	2,61,770	9,60,390	95,877	17,803	10,23,956
<i>Share of Bengal</i>	..	1,680,933	47	166	75	..	8,56,730	50	950	101
" Bombay	200,418	148,132	162,251	24,303	1,123,072	1,69,350	1,38,970	1,27,412	17,070	7,02,183
" Sind	153,770	33,084	11,430	7,844	1,556,713	1,31,570	30,630	12,910	8,013	1,22,937
" Madras	107,208	584	4	88	..	61,600	592	4	78
TOTAL	354,188	1,069,367	174,362	32,317	2,679,978	3,00,920	11,00,890	1,41,064	26,937	17,25,209
Other kinds (II. G)—										
United Kingdom	Gals. 513,586	Gals. 13,039	Gals. 563,159	Gals. 1,858,890	Gals. 3,924,412	Rs. 1,32,520	Rs. 1,700	Rs. 86,982	Rs. 3,30,770	Rs. 8,35,822
Aden and Dependencies	3,218	1,751	2,094	2,056	21,534	6,840	6,590	13,152	6,439	11,263
Mesopotamia †	38,589	83,234	24,537	66,828	64,746	45,118
Bahrain Islands	2,088	528	1,302	1,411	3,148	4,590	2,000	5,107	4,140	9,369
Ceylon Straits Settlements (includ- ing Labuan)	43,266	273,702	40,767	609,957	21,060	60,603	68,410	85,172	1,65,823	31,207
Federated Malay States	1,438	47,470	17,790	132,731	52,806	1,780	70,870	49,025	51,747	10,986
Hongkong	40,000	1,078	..	88,750	6,100
Egypt ‡	204,467	15,712	257,536	60,507	3,530	85,751
Natal	10	..	150,896	27,001	..	60	..	44,632	4,789
Mauritius and Dependencies	114,083	32,661	..
Kenya Colony	682	94	7,206	10,190	13,123	1,410	770	17,287	29,183	24,946
Tanganyika Territory	6,631	1,058	15,950	2,000	..
An-do-Egyptian Sudan	28,108	..	174,303	9,653	..	44,863
Seychelles	60	6	160	..	220	100	40	240	..	380
Canada— Via Atlantic Coast	84,582	16,751
Western Australia	418,569	91,350	..
New South Wales	46	200
Australian Commonwealth (Total)	46	418,569	200	91,350	..
Fiji Islands	5,236	22,158
Other British Possessions	98	..	60	800	..	100
TOTAL BRITISH EMPIRE	768,791	392,422	959,491	3,883,056	4,358,000	7,77,800	1,92,810	4,35,540	8,29,500	10,63,573
Netherlands	576,931	1,02,951
Belgium	307,411	54,329
France	164,575	32,784
Italy	373,881	1,721,358	94,224	3,81,075
Turkey, Asiatic
Persian Gulf	30,401	15,785	85,730	41,830
Maskat Territory and Trucial Oman	628	35	473	75	156	2,270	270	1,709	450	670
Other Native States in Arabia	152	250	238	183	100	750	1,250	1,099	520	560
Persia	139,331	199,024	56,766	285,031	550,950	68,700	48,170	64,239	64,208	1,47,761
Henzam Island	120	..	415	80	11,118	3	..	1,474	150	3,800
Sumatra	272	..	67,074	88,673	41	1,220	..	23,465	83,564	2,212
Java	508,103	115,023	..
Siam	63,261	..	10	13,840	..	14
China (exclusive of Hong- Kong and Macao)	80,088	23,200	..
Egypt ‡	85,012	1,019
Portuguese East Africa	502	6,888	..	1,430	971	271	13,919
German East Africa *	1,600	7,768	403	64	..	1,600	19,810
United States of America— Via Atlantic Coast	165,192	140,276	9	80,026	92,614	41,300	20,900	5	15,816	22,792
Other Foreign Countries	120	40	240	560	200	310
TOTAL FOREIGN COUNTRIES	401,165	372,680	125,478	1,516,104	3,519,570	1,66,100	1,37,950	92,980	3,97,435	7,81,799
<i>Share of Bengal</i>	435,835	9,338	10,903	28,678	15,627	1,78,000	31,350	41,001	1,01,470	37,958
" Bombay	718,416	700,980	1,058,432	4,851,450	7,294,378	2,31,070	2,24,060	4,47,030	10,93,353	16,25,358
" Sind	1,486	1,307	2,977	1,565	566,557	6,390	3,420	10,130	3,378	1,80,427
" Madras	7,804	3,534	12,255	3,574	143	14,600	8,320	25,097	9,442	54
" Birma	7,015	49,393	421	13,872	655	13,800	59,710	1,989	19,288	1,239
TOTAL	1,169,956	765,102	1,084,909	4,899,159	7,877,901	4,48,500	3,26,760	6,28,520	12,26,935	18,45,372
Total Mineral Oils	Gals. 1,521,144	Gals. 2,734,459	Gals. 1,269,331	Gals. 4,931,476	Gals. 11,537,576	Rs. 7,44,820	Rs. 14,27,600	Rs. 6,69,681	Rs. 12,52,972	Rs. 35,70,671

* Shown as "Tanganyika Territory" under the British Empire from 1921-22.
† Included in Turkey, Asiatic prior to 1921-22.
‡ Shown as a Foreign country from 1923-24.

GENERAL EXPORTS,

(884)

FOREIGN MERCHANDISE

No. 15—continued

ARTICLES, AND COUNTRIES OF FINAL DESTINATION; ALSO SHARE OF EACH PROVINCE	QUANTITY					VALUE				
	1919-20	1920-21	1921-22	1922-23	1923-24	1919-20	1920-21	1921-22	1922-23	1923-24
Oils—continued										
<i>Vegetable, non-essential—</i>										
Linsed (II. G)—										
Aden and Dependencies	Gals. 697	Gals. 695	Gals. 592	Gals. 610	Gals. ..	2,700	4,510	2,574	2,035	..
Mesopotamia *	—	—	1,372	282	1,512	—	—	6,233	1,518	6,600
Bahrain Islands	202	197	324	451	735	1,440	1,330	1,605	1,757	2,620
Ceylon	2,628	800	16	..	155	12,930	3,410	40	..	675
Zanzibar and Pemba	316	..	169	1,710	..	550
Mauritius and Dependencies	193	500	465	2,000
Kenya Colony	533	430	100	70	65	2,400	2,010	300	306	238
Other British Possessions	260	30	162	174	150	1,600	190	785	762	466
TOTAL BRITISH EMPIRE	4,536	2,218	2,735	1,780	3,117	22,780	11,460	12,087	6,783	12,594
Turkey, Asiatic
Red Sea	..	52	220
Persian Gulf	1,341	240	6,020	1,850
Persia	270	440	46	168	302	1,410	2,390	271	846	1,530
Portuguese East Africa	1,636	815	246	437	317	8,130	1,700	1,023	1,252	1,371
Italian East Africa (Somaliland and Eritrea)	283	180	..	125	..	1,300	350	..	562	..
Other Foreign Countries	151	95	90	207	31	540	640	355	919	190
TOTAL FOREIGN COUNTRIES	3,636	1,322	382	932	650	17,400	7,130	1,643	3,570	3,091
Share of Bombay	8,157	3,196	2,946	2,393	2,382	39,670	16,210	12,637	8,847	9,374
.. Sind	66	344	171	319	1,385	510	2,400	1,099	1,515	6,311
TOTAL	8,222	3,540	3,117	2,712	3,767	40,180	18,610	13,736	10,362	15,685
Other sorts (II. G)—										
Straits Settlements (including Labuan)	Gals. 960	Gals. 200	Gals. 8	Gals. 40	Gals. ..	5,070	630	50	260	..
Egypt †	4,764	5,950
Other British Possessions	..	111	131	38	6	..	380	600	312	50
TOTAL BRITISH EMPIRE	5,724	311	139	78	6	11,020	1,410	650	572	50
Other Foreign Countries	..	190	97	122	500	402	760	..
TOTAL FOREIGN COUNTRIES	..	190	97	122	500	402	760	..
Share of Bengal	960	168	..	5,070	1,180	..
.. Bombay	4,764	510	228	30	6	5,950	1,940	1,002	127	50
.. Sind	2	26	..
.. Madras	8	50
TOTAL	5,724	510	236	200	6	11,020	1,940	1,052	1,332	50
Total Vegetable, non-essential	Gals. 13,046	Gals. 4,050	Gals. 3,353	Gals. 2,912	Gals. 3,773	51,200	20,550	14,788	11,694	15,735
Total Oils—										
United Kingdom	Gals. 513,735	Gals. 15,668	Gals. 503,975	Gals. 1,859,120	Gals. 3,028,512	1,45,260	17,870	90,440	3,47,035	8,42,233
Aden and Dependencies	4,819	2,622	3,586	2,674	21,700	10,690	[11,430	15,730	8,614	11,443
Mesopotamia *	—	—	34,961	83,528	26,058	—	—	73,061	67,076	52,813
Bahrain Islands	35,084	20,044	1,630	1,884	3,897	34,680	24,950	7,262	8,157	13,655
Maldives	12	..	644	4,000	48	10	..	782	4,000	48
Ceylon	45,894	274,638	40,843	610,127	21,215	73,530	71,960	85,834	1,06,777	31,882
Straits Settlements (including Labuan)	2,567	154,882	17,816	132,771	82,896	8,750	1,35,100	49,175	52,007	10,966
Federated Malay States	1,978	6,100
Hongkong	..	40,000	4	47	38,750	5	5,820	..
Egypt †	209,331	15,840	257,585	70,350	7,900	85,764
Natal	..	40	..	150,951	27,001	..	25	..	44,871	4,789
Zanzibar and Pemba	421	..	3,371	2	..	3,440	..	3,007	100	..
Kenya Colony	9,207	47,911	31,963	10,260	13,209	11,810	54,040	36,528	20,489	25,393
Tanganyika Territory	16,696	1,170	23,657	2,425	..
Anglo-Egyptian Sudan	28,147	17	174,456	9,768	30	55,133
Mauritius and Dependencies	114,256	500	33,126	2,000
Seychelles	220	4,509	19,515	4,800	6,848	1,340	3,660	17,053	8,225	4,882
Canada :—										
Vid Atlantic Coast	1,109,663	7,13,850
Western Australia	418,569	91,550	..
South Australia (including Northern Territory)	112	920
New South Wales	46	160	200
Australian Commonwealth (Total)	112	..	46	418,569	..	920	160	200	91,360	..
Fiji Islands	5,226	22,158
Other British Possessions	4	990	225
TOTAL BRITISH EMPIRE	821,406	576,454	1,020,782	3,394,182	5,483,217	3,66,740	3,66,350	4,98,276	8,04,152	17,97,34

* Included in Turkey, Asiatic prior to 1921-22.

† Shown as a Foreign country from 1923-24.

No. 15—continued

ARTICLES, AND COUNTRIES OF FINAL DESTINATION; ALSO SHARE OF EACH PROVINCE	QUANTITY					VALUE				
	1919-20	1920-21	1921-22	1922-23	1923-24	1919-20	1920-21	1921-22	1922-23	1923-24
Oils—concluded						R	R	R	R	R
Total Oils—continued	Gals.	Gals.	Gals.	Gals.	Gals.					
Netherlands	0	..	577,936	830	..	1,06,092
Belgium	307,411	58,529
France	184,575	32,794
Italy	373,881	1,721,558	04,224	3,81,075
Turkey, Asiatic
Red Sea	52	220
Persian Gulf	32,700	16,262	43,340	45,140
Maskat Territory and Trucial Oman	49,528	11,340	3,523	4,051	4,517	43,250	10,840	4,882	4,861	8,405
Other Native States in Arabia	89,475	9,047	7,199	278	171	73,500	10,570	9,048	884	580
Persia	198,765	202,069	57,077	285,196	551,074	1,26,330	52,340	64,997	65,079	1,50,158
Hemjan Island	128	23	427	130	11,530	310	110	1,538	360	3,895
Sumatra	272	1,680,933	67,074	88,673	841	1,220	8,66,730	23,465	83,564	2,212
Java	698,103	1,15,023	..
Siam	63,261	..	10	13,840	..	14
China (exclusive of Hongkong and Macão)	100	81,083	1,600	23,850	..
Egypt *	85,022	16,019
Portuguese East Africa	12,878	26,744	45,221	16,682	7,209	19,450	26,930	37,235	12,092	14,395
Madagascar	100	5,150	43,848	..	9	200	4,130	35,858	..	50
Réunion	10,221	13,082	12,500	9,784
German East Africa † Italian East Africa (Somal- land and Eritrea)	106,460	63,856	86,550	68,710
French Somaliland	6	4,011	50	3,125	..	506
United States of America— Via Atlantic Coast	155,192	149,284	136	89,088	1,045,626	41,300	21,000	255	16,938	10,47,014
Other Foreign Countries	80	263	..	440	715
TOTAL FOREIGN COUNTRIES	718,166	2,175,247	243,270	1,540,495	5,078,547	4,49,900	11,20,560	1,98,889	4,20,037	18,22,570
<i>Share of Bengal</i>	<i>436,224</i>	<i>1,690,784</i>	<i>10,998</i>	<i>29,255</i>	<i>15,702</i>	<i>1,86,460</i>	<i>8,93,230</i>	<i>45,234</i>	<i>1,19,496</i>	<i>38,069</i>
<i>„ Bombay</i>	<i>933,197</i>	<i>866,997</i>	<i>1,225,099</i>	<i>4,878,208</i>	<i>8,420,351</i>	<i>4,64,100</i>	<i>4,20,230</i>	<i>5,92,835</i>	<i>11,22,594</i>	<i>23,60,677</i>
<i>„ Sind</i>	<i>155,331</i>	<i>34,735</i>	<i>14,092</i>	<i>9,730</i>	<i>2,124,683</i>	<i>1,33,640</i>	<i>36,450</i>	<i>26,317</i>	<i>12,931</i>	<i>12,09,675</i>
<i>„ Madras</i>	<i>7,804</i>	<i>110,792</i>	<i>22,847</i>	<i>3,612</i>	<i>271</i>	<i>14,750</i>	<i>72,820</i>	<i>35,739</i>	<i>10,506</i>	<i>472</i>
<i>„ Burma</i>	<i>7,015</i>	<i>49,393</i>	<i>423</i>	<i>13,872</i>	<i>755</i>	<i>13,690</i>	<i>59,710</i>	<i>1,939</i>	<i>19,262</i>	<i>10,977</i>
• TOTAL	1,539,571	2,751,701	1,264,058	4,934,677	10,561,764	8,16,640	14,87,490	6,92,164	12,84,739	30,19,854
Oil-cloth and Floor-cloth (III. V)—	Sq. yards	Sq. yards	Sq. yards	Sq. yards	Sq. yards					
United Kingdom	54,699	14,978	1,06,508	48,854	..
Ceylon	6,170	..	482	220	..	12,050	..	1,578	640	..
Zanzibar and Pemba	273	1,038	738	473	425	530	2,740	1,250	1,625	340
Mauritius and Dependencies	846	4,578	623	2,450	7,580	993
Kenya Colony	320	147	..	2,617	844	600	820	..	1,747	510
Tanganyika Territory	522	1,344	1,075	1,375
Other British Possessions	258	233	443	180	1,046	780	1,020	1,029	848	1,340
TOTAL BRITISH EMPIRE	7,867	1,418	56,362	23,508	3,787	18,410	4,580	1,10,365	61,760	4,555
Turkey, Asiatic
Red Sea	20	80
Persian Gulf	3,590	5,250	6,210	14,200
Persia	735	835	48	600	260	2,230	2,760	55	421	651
Japan	848	3,706	1,790	11,400
Madagascar	360	1,100
United States of America— Via Atlantic Coast	205	2,370
Other Foreign Countries	80	72	420	97	..	160	200	600	198
TOTAL FOREIGN COUNTRIES	5,193	10,231	325	1,020	350	10,310	29,820	2,555	1,921	819
<i>Share of Bengal</i>	<i>50</i>	<i>..</i>	<i>15,832</i>	<i>725</i>	<i>..</i>	<i>430</i>	<i>..</i>	<i>32,456</i>	<i>2,900</i>	<i>..</i>
<i>„ Bombay</i>	<i>12,611</i>	<i>11,409</i>	<i>30,153</i>	<i>23,787</i>	<i>4,037</i>	<i>35,360</i>	<i>33,620</i>	<i>54,588</i>	<i>59,776</i>	<i>6,374</i>
<i>„ Sind</i>	<i>319</i>	<i>240</i>	<i>9,920</i>	<i>36</i>	<i>30</i>	<i>860</i>	<i>560</i>	<i>24,300</i>	<i>60</i>	<i>170</i>
<i>„ Madras</i>	<i>80</i>	<i>..</i>	<i>482</i>	<i>40</i>	<i>..</i>	<i>80</i>	<i>..</i>	<i>1,578</i>	<i>60</i>	<i>..</i>
TOTAL	13,060	11,649	56,687	24,588	4,137	20,720	34,200	1,12,920	62,790	5,474
Dyes and Colours (III. E)—	Cwts.	Cwts.	Cwts.	Cwts.	Cwts.					
United Kingdom	91	206	2,224	2,152	352	9,360	12,110	1,41,143	25,907	23,974
Aden and Dependencies	351	401	241	215	104	85,250	72,360	64,603	48,172	31,353
Mesopotamia ‡	710	425	334	45,008	19,450	14,223

* Shown as a Foreign country from 1923-1924.
† Shown as "Tanganyika Territory" under the British Empire from 1921-22.
‡ Included in Turkey, Asiatic prior to 1921-22.

GENERAL EXPORTS

(886)

FOREIGN MERCHANDISE

No. 15—continued

ARTICLES AND COUNTRIES OF FINAL DESTINATION; ALSO SHARE OF EACH PROVINCE	QUANTITY					VALUE				
	1919-20	1920-21	1921-22	1922-23	1923-24	1919-20	1920-21	1921-22	1922-23	1923-24
	Cwts.	Cwts.	Cwts.	Cwts.	Cwts.	R	R	R	R	R
Paints and Colours (III. E)— <i>continued</i>										
Bahrain Islands	74	112	62	101	127	4,930	9,440	4,710	7,716	10,110
Ceylon	342	299	192	284	297	32,400	25,600	26,862	21,551	32,576
Straits Settlements (including Labuan)	146	443	20	68	96	7,720	16,390	906	5,960	3,273
Hongkong	6	5	10	..	109	3,100	2,130	1,102	..	6,771
Egypt*	33	16	1,750	910
Natal	16	11	19	16	2	1,230	580	1,300	1,572	70
Zanzibar and Pemba	86	76	23	42	16	4,220	6,290	5,075	10,305	2,036
Kenya Colony	110	63	9	40	33	7,420	5,480	150	2,904	2,967
Tanganyika Territory	91	46	1	2,340	3,500	400
Mauritius and Dependencies	9	8	9	12	19	2,310	780	1,070	1,265	2,985
Seychelles	0	..	17	6	15	180	..	600	750	1,100
Victoria	40	73	12,500	3,200
Australian Commonwealth (Total)	40	73	12,500	3,200
Other British Possessions	31	2	23	82	22	930	70	1,635	2,021	742
TOTAL BRITISH EMPIRE	1,311	1,742	3,640	3,509	1,600	1,60,930	1,52,130	2,90,504	1,63,648	1,36,420
Germany	17	4,020
France	231	..	14	8,590	..	221	..
Turkey, European	27	1,050
Turkey, Asiatic
Red Sea	35	32	2,960	3,310
Persian Gulf	978	578	65,700	39,680
Masakat Territory and Trucial Oman	44	61	53	45	19	3,200	10,500	6,657	5,829	6,142
Other Native States in Arabia	37	24	126	158	103	4,360	3,420	24,698	20,619	26,316
Persia	122	199	170	192	136	9,890	19,240	14,651	7,451	12,513
Benjam Island	1	3	14	12	4	120	300	1,504	820	322
Slam	22	13	4	3,500	7,250	558	..
China (exclusive of Hongkong and Macao)	10	229	429	630	11,070	8,532
Japan	654	3	..	30,380	320	..
Egypt*
Portuguese East Africa	44	199	225	102	84	1,930	6,400	6,680	5,015	4,998
Madagascar	55	..	1	1,660	..	150
German East Africa †	20	3	2,340	870
Italian East Africa (Somaliland and Eritrea)	83	30	..	39	3	3,700	1,420	..	1,842	1,600
French Somaliland	11	6	1,370	250
United States of America—Via Atlantic Coast	8	..	45	..	7	660	..	6,923	..	1,200
" Pacific "	11	750
Other Foreign Countries	3	..	180	..	170	457
TOTAL FOREIGN COUNTRIES	2,118	1,405	647	798	825	1,36,760	98,100	68,613	54,814	66,100
<i>Shares of Bengal</i>	<i>398</i>	<i>292</i>	<i>2,278</i>	<i>563</i>	<i>1,057</i>	<i>36,000</i>	<i>21,470</i>	<i>1,62,280</i>	<i>41,461</i>	<i>47,114</i>
<i>Bombay</i>	<i>2,626</i>	<i>2,068</i>	<i>1,379</i>	<i>3,589</i>	<i>1,036</i>	<i>2,35,710</i>	<i>1,91,010</i>	<i>2,03,087</i>	<i>1,66,573</i>	<i>1,35,331</i>
<i>Sind</i>	<i>133</i>	<i>342</i>	<i>80</i>	<i>77</i>	<i>73</i>	<i>11,640</i>	<i>19,070</i>	<i>6,664</i>	<i>4,403</i>	<i>3,270</i>
<i>Madras</i>	<i>112</i>	<i>16</i>	<i>35</i>	<i>2</i>	<i>190</i>	<i>5,810</i>	<i>1,660</i>	<i>3,637</i>	<i>179</i>	<i>13,019</i>
<i>Burma</i>	<i>155</i>	<i>500</i>	<i>15</i>	<i>76</i>	<i>49</i>	<i>7,530</i>	<i>17,020</i>	<i>639</i>	<i>5,846</i>	<i>2,466</i>
TOTAL	3,424	3,147	4,287	4,307	2,425	2,90,690	2,50,230	3,65,107	2,18,462	2,02,520
Paper and Pasteboard— PAPER—										
Printing paper (III. H)—										
Aden and Dependencies	Cwts.	Cwts.	Cwts.	Cwts.	Cwts.					
Mesopotamia †	30	..	2	3,500	..	150
Ceylon	174	567	147	139	58	6,530	18,730	7,645	6,431	2,743
Straits Settlements (including Labuan)	15	..	36	30	..	580	..	2,317	1,133	..
Federated Malay States	18	20	1,641	500	..
Zanzibar and Pemba	134	7	176	8,700	286	10,221	..
Kenya Colony	5	42	15	1	..	350	1,800	1,000	69	..
Tanganyika Territory	1	63	15	1,740
Other British Possessions	5	0	430	600
TOTAL BRITISH EMPIRE	199	749	1,401	1,490	911	7,800	29,830	58,405	47,721	19,718
Turkey, Asiatic
Red Sea	140	6,440
Persian Gulf	297	317	13,850	10,570
Native States in Arabia other than Masakat Territory and Trucial Oman	20	..	10	41	278	400	..	600	1,160	9,968
Persia	100	91	227	41	1,542	3,690	3,540	14,000	2,254	55,267
Slam	33	2,600
Other Foreign Countries	4	27	20	40	750	..
TOTAL FOREIGN COUNTRIES	565	408	274	109	1,820	24,380	14,130	17,600	4,164	65,237

* Shown as a Foreign country from 1923-24.
 † Shown as "Tanganyika Territory" under the British Empire from 1921-22.
 ‡ Included in Turkey, Asiatic prior to 1921-22.

No. 15—continued

ARTICLES, AND COUNTRIES OF FINAL DESTINATION; ALSO SHARE OF EACH PROVINCE	QUANTITY					VALUE				
	1919-20	1920-21	1921-22	1922-23	1923-24	1919-20	1920-21	1921-22	1922-23	1923-24
	Cwts.	Cwts.	Cwts.	Cwts.	Cwts.	R	R	R	R	R
Paper and Pasteboard— continued										
PAPER—continued										
Printing Paper (III. M.)— continued.										
Share of Bengal	8	109	..	19	..	280	4,770	..	403	..
„ Bombay	673	896	1,375	1,491	2,658	28,890	31,220	63,502	48,971	50,780
„ Sind	12	24	105	..	56	610	1,360	1,800	..	2,174
„ Madras	72	127	195	89	48	2,490	6,310	10,853	2,511	1,990
„ Burma	1	300
TOTAL	765	1,157	1,675	1,590	2,761	32,270	43,960	76,165	51,885	84,053
Writing paper and envelopes (III. M.)—										
United Kingdom	—	—	—	—	—	650	2,700	2,424	11,455	..
Aden and Dependencies	—	—	—	—	—	17,230	20,560	33,425	21,880	7,754
Mesopotamia *	—	—	—	—	—	—	—	94,474	22,255	19,828
Bahrain Islands	—	—	—	—	—	7,040	2,920	3,830	4,250	1,715
Ceylon	—	—	—	—	—	76,460	89,580	50,619	21,120	1,567
Straits Settlements (including Labuan)	—	—	—	—	—	9,150	7,700	4,855	1,003	250
Mauritius and Dependencies	—	—	—	—	—	50	..	200	4,380	..
Zanzibar and Pemba	—	—	—	—	—	7,770	10,000	22,634	14,158	8,765
Kenya Colony	—	—	—	—	—	10,210	12,960	9,200	22,030	11,215
Tanganyika Territory	—	—	—	—	—	—	—	5,000	5,150	3,800
Seychelles	—	—	—	—	—	950	150	512	1,146	100
Other British Possessions	—	—	—	—	—	330	780	300	675	5
TOTAL BRITISH EMPIRE	—	—	—	—	—	1,22,943	1,06,120	2,27,468	1,30,417	55,077
Turkey, Asiatic	—	—	—	—	—	—	—
Red Sea	—	—	—	—	—	14,290	5,770	—	—	—
Persian Gulf	—	—	—	—	—	77,100	80,370	—	—	—
Muscat Territory and Trucial Oman	—	—	—	—	—	5,580	2,750	2,800	4,554	3,240
Other Native States in Arabia	—	—	—	—	—	2,570	24,430	36,755	5,527	2,800
Persia	—	—	—	—	—	97,720	1,34,040	2,82,509	1,23,780	80,955
Siam	—	—	—	—	—	..	850	4,346	550	..
China (exclusive of Hongkong and Macao)	—	—	—	—	—	4,120
Portuguese East Africa	—	—	—	—	—	2,320	3,780	2,881	5,075	700
German East Africa †	—	—	—	—	—	330	3,350	—	—	—
French Somaliland	—	—	—	—	—	1,830	450
United States of America— Via Atlantic Coast	—	—	—	—	—	2,627	7,280	40
Other Foreign Countries	—	—	—	—	—	400	10	150
TOTAL FOREIGN COUNTRIES	—	—	—	—	—	2,06,240	2,65,270	3,31,918	1,51,785	87,391
Share of Bengal	—	—	—	—	—	230	760	4,044	1,026	..
„ Bombay	—	—	—	—	—	3,29,880	3,56,560	6,60,121	2,08,491	1,33,972
„ Sind	—	—	—	—	—	4,370	3,190	2,325	5,029	3,191
„ Madras	—	—	—	—	—	100	850	2,591	7,536	52
„ Burma	—	—	—	—	—	120	250
TOTAL	—	—	—	—	—	3,35,080	3,61,390	5,59,361	2,82,202	1,42,108
Other kinds of paper (including paper manu- factures) (III. M.)—										
United Kingdom	439	..	1	7	143	25,230	670	898	8,422	8,041
Aden and Dependencies	26	12	63	36	27	2,130	1,360	1,863	2,870	2,940
Mesopotamia *	—	—	5,202	1,844	1,141	—	—	1,02,259	43,574	27,963
Bahrain Islands	262	253	739	60	426	4,950	3,460	5,300	1,490	4,685
Ceylon	2,440	1,296	1,050	178	70	59,450	35,110	36,981	9,595	2,998
Straits Settlements (including Labuan)	693	300	26	57	21	15,770	6,500	1,505	4,045	871
Hongkong	162	..	155	3,320	..	8,075	..
Egypt †	118	7	..	2	—	7,560	650	..	500	—
Natal	2	12	6	2	13	250	1,380	750	700	2,100
Zanzibar and Pemba	1,008	220	724	662	211	26,450	22,330	22,925	15,540	8,510
Kenya Colony	1,801	275	664	1,058	217	32,390	6,690	9,606	5,961	4,955
Tanganyika Territory	—	—	223	332	250	—	—	4,644	2,154	2,200
Mauritius and Dependencies	5	..	8	103	7	500	90	1,460	350	2,325
Seychelles	8	14	107	30	163	430	850	1,905	275	1,220
Other British Possessions	5	4	1	4	11	900	890	70
TOTAL BRITISH EMPIRE	6,867	2,556	8,424	4,591	2,700	1,76,200	92,150	1,89,661	1,11,647	75,345

* Included in Turkey, Asiatic prior to 1921-22.

† Shown as "Tanganyika Territory" under the British Empire from 1921-22.

‡ Shown as a Foreign Country from 1923-24.

GENERAL EXPORTS

(888)

FOREIGN MERCHANDISE

No. 15—continued

ARTICLES, AND COUNTRIES OF FINAL DESTINATION, ALSO SHARE OF EACH PROVINCE	QUANTITY					VALUE				
	1919-20	1920-21	1921-22	1922-23	1923-24	1919-20	1920-21	1921-22	1922-23	1923-24
	Cwts.	Cwts.	Cwts.	Cwts.	Cwts.	R	R	R	R	R
Paper and Pasteboard— <i>concluded.</i>										
<i>PAPER—concluded.</i>										
<i>Other kinds of paper</i> <i>(including paper manu-</i> <i>factures) (III. M)—contd.</i>										
Netherlands	47	11	..	2,160	2,225
Turkey, Asiatic
Levant and Black Sea	9	600
Red Sea	52	230	4,270	3,740
Persian Gulf	3,985	369	92,170	10,100
Mascat Territory and Trucial Oman	1,187	474	431	559	770	21,420	8,410	6,259	8,601	8,333
Other Native States in Arabia	1,242	65	857	270	115	4,160	1,050	17,005	5,317	1,802
Persia	612	339	1,031	780	2,153	19,640	6,440	24,859	19,749	41,007
Siam	3	40	41	3	..	600	4,700	3,284	600	..
Japan	5	25	5	1,310	2,390	500
Egypt*	1	500
Portuguese East Africa	151	295	446	522	468	2,740	3,500	6,014	5,659	4,873
Madagascar	15	269	80	220	3,770	770
German East Africa †	125	148	2,110	1,950
United States of America— Via Atlantic Coast	526	10	25,000	954
Other Foreign Countries	33	32	54	75	2	1,160	1,020	2,166	800	150
TOTAL FOREIGN COUNTRIES	6,319	2,333	2,860	2,735	3,033	1,50,420	49,250	60,487	65,786	61,210
<i>Share of Bengal</i>	<i>696</i>	<i>172</i>	<i>67</i>	<i>39</i>	<i>37</i>	<i>36,750</i>	<i>5,140</i>	<i>6,047</i>	<i>2,099</i>	<i>2,864</i>
" Bombay	19,927	4,273	9,705	6,405	5,640	2,60,150	1,15,120	2,26,077	1,58,721	1,34,942
" Sind	946	289	1,492	699	609	14,370	3,860	16,661	6,804	6,930
" Madras	44	4	10	19	15	4,040	450	1,406	601	2,407
" Burma	674	161	10	163	32	12,370	3,840	967	9,208	402
TOTAL	13,186	4,899	11,284	7,325	6,363	3,20,680	1,31,400	2,50,148	1,77,433	1,38,545
Pasteboard, millboard, and cardboard of all kinds (III. M)—										
United Kingdom	227	10,610
Mesopotamia I	518	5	107	9,833	80	1,645
Ceylon	2	20	35	115	46	200	740	320	1,005	1,154
Other British Possessions	28	12	45	15	55	1,340	556	1,655	300	1,551
TOTAL BRITISH EMPIRE	30	259	598	135	108	1,540	11,960	11,308	1,985	4,350
Turkey, Asiatic
Persian Gulf	681	12,360	30
Persia	5	9	106	13	31	150	270	1,655	230	410
Other Foreign countries	5	16	28	45	..	100	440	870	928
TOTAL FOREIGN COUNTRIES	686	14	122	41	76	12,510	400	2,095	1,100	1,838
<i>Share of Bengal</i>	<i>5</i>	<i>2</i>	<i>2</i>	<i>..</i>	<i>19</i>	<i>900</i>	<i>450</i>	<i>97</i>	<i>..</i>	<i>336</i>
" Bombay	711	44	709	172	262	13,150	1,240	13,156	2,955	4,629
" Sind	2	..	2	50	..	215
" Madras	227	2	4	1	..	10,610	100	90	10
TOTAL	716	273	715	176	284	14,050	12,300	13,403	3,085	5,688
Total value of Paper and Pasteboard	—	—	—	—	—	7,08,080	5,49,060	8,09,087	5,14,005	3,69,654
Perfumery (not being per- fumed spirits) (III. V)—										
United Kingdom	40	130	11,346	3,750	200
Aden and Dependencies	84,460	2,390	11,558	15,750	18,700
Mesopotamia:	1,000	4,495	1,550
Fahrein Islands	7,620	6,420	930	3,426	1,869
Ceylon	4,240	3,880	4,375	13,764	12,192
Straits Settlements (includ- ing Labuan)	5,090	2,030	1,611	1,920	3,210
Hongkong	16,460	850	1,720	..	100
Egypt*	12,310	3,620	6,646	2,440	..
Natal	420	2,100	2,475	200	1,140
Zanzibar and Pemba	4,050	4,370	930	2,929	12,370
Kenya Colony	2,620	4,600	835	970	2,110
Tanganyika Territory	595	1,355	956
Anglo-Egyptian Sudan	5,742	1,800	2,995
Mauritius and Dependencies	520	1,200	710	816	875
Seychelles	1,500
TOTAL BRITISH EMPIRE	—	—	—	—	—	87,850	33,240	50,073	53,084	58,230

* Shown as a Foreign country from 1923-24.
 † Shown as "Tanganyika Territory" under the British Empire from 1921-22.
 ‡ Included in Turkey, Asiatic prior to 1921-22.

No. 15—continued

ARTICLES, AND COUNTRIES OF FINAL DESTINATION, ALSO SHARE OF EACH PROVINCE	QUANTITY					VALUE				
	1919-20	1920-21	1921-22	1922-23	1923-24	1919-20	1920-21	1921-22	1922-23	1923-24
Perfumery (not being perfumed spirits) (III. V)— <i>continued</i>						R	R	R	R	R
Germany	—	—	—	—	—	2,000	810
France	—	—	—	—	—	2,107	2,265	5,580
Austria	—	—	—	—	—	2,125	1,200	600
Turkey, Asiatic	—	—	—	—	—
Levant and Black Sea	—	—	—	—	—	..	480
Red Sea	—	—	—	—	—	1,720	1,560
Persian Gulf	—	—	—	—	—	20,160	12,600
Mascat Territory and Trucial Oman	—	—	—	—	—	3,970	6,960	6,910	7,009	9,188
Other Native States in Arabia	—	—	—	—	—	..	240	235	2,045	470
Persia	—	—	—	—	—	12,410	4,100	3,034	1,798	1,622
Java	—	—	—	—	—	3,150
Sumatra	—	—	—	—	—	11,850	3,800	7,070	11,875	6,825
China (exclusive of Hongkong and Macao).	—	—	—	—	—	1,258
Egypt*	—	—	—	—	—	9,637
Portuguese East Africa	—	—	—	—	—	..	1,330	525	495	1,428
German East Africa †	—	—	—	—	—	2,420	860
Italian East Africa (Somaliland and Eritrea)	—	—	—	—	—	2,300	360	280	275	430
United States of America— Atlantic Coast	—	—	—	—	—	..	8,000	730	..	5,190
Other Foreign Countries	—	—	—	—	—	1,100	1,010	161	..	900
TOTAL FOREIGN COUNTRIES	—	—	—	—	—	64,000	43,210	24,177	28,552	47,078
<i>Share of Bengal</i>	—	—	—	—	—	3,300	3,860	3,782	3,810	1,503
Bombay	—	—	—	—	—	1,42,860	68,010	70,099	76,558	1,03,084
Sind	—	—	—	—	—	6,190	2,910	727	1,868	466
Madras	—	—	—	—	—	170	760	42	..	257
Burma	—	—	—	—	—	300	810	200
TOTAL	—	—	—	—	—	1,52,810	76,473	74,850	82,216	1,06,314
Pitch, Tar, and Dammer (III. V)—										
Aden and Dependencies	Cwts. 04	Cwts. 75	Cwts. 14	Cwts. 7	Cwts. 25	1,030	1,190	225	202	435
Mesopotamia †	—	—	44	42	91	428	801	1,223
Ceylon	172	98	54	25	58	1,470	1,250	920	421	750
Straits Settlements (including Labuan)	..	27	35	1,740	100
Zanzibar and Pemba	54	..	36	137	1	560	..	650	1,410	30
Kenya Colony	14	67	66	2	7	140	1,250	918	50	76
Tanganyika Territory	48	112	535	1,760	..
Other British Possessions	76	123	22	14	52	1,190	1,000	314	198	1,148
TOTAL BRITISH EMPIRE	370	393	319	330	234	4,390	7,030	4,205	4,902	3,662
Turkey, Asiatic	54	40	1,090	580
Red Sea	..	12	310
Persian Gulf
Mascat Territory and Trucial Oman	76	27	67	38	22	1,360	580	1,004	406	393
Other Native States in Arabia	392	54	61	200	55	4,420	950	1,104	3,081	1,033
Persia	187	68	40	57	88	2,060	1,240	630	937	1,656
Java	219	..	440	930	..	2,708
Portuguese East Africa	436	403	146	367	530	4,040	3,020	2,600	5,200	4,724
Italian East Africa (Somaliland and Eritrea)	..	100	..	15	67	..	2,850	..	100	2,350
Other Foreign Countries	76	25	4	..	2	880	360	45	..	50
TOTAL FOREIGN COUNTRIES	1,440	738	758	677	764	15,380	10,620	8,181	9,884	10,205
<i>Share of Bengal</i>	254	..	410	8	..	1,310	..	2,708	118	..
Bombay	1,222	1,011	624	954	962	14,760	14,370	8,749	14,183	13,541
Sind	233	56	27	47	3	2,600	1,090	310	424	24
Madras	110	59	47	7	33	1,100	2,020	674	61	302
Burma	5	39	170	545
TOTAL	1,819	1,138	1,077	1,010	998	19,770	17,650	12,916	14,786	13,867
Crude petroleum, refined, in bulk (II. B)—										
Aden and Dependencies	—	—	—	—	—	23,000	45,000	17,000
Mesopotamia †	—	—	—	—	—	1,150	2,200	..
Bahrain Islands	—	—	—	—	—	94,500	77,100	1,20,700	3,42,000	1,55,200
Straits Settlements (including Labuan)	—	—	—	—	—	2,22,468	..
Hongkong	—	—	—	—	—	13,400	..
Other British Possessions	—	—	—	—	—	..	80	230	500	80
TOTAL BRITISH EMPIRE	—	—	—	—	—	94,500	77,180	1,45,930	6,25,568	1,72,280

* Shown as a Foreign country from 1923-24.
 † Shown as "Tanganyika Territory" and "the British Empire" from 1921-22.

GENERAL EXPORTS

(890)

FOREIGN MERCHANDISE

No. 15—continued

ARTICLES, AND COUNTRIES OF FINAL DESTINATION; ALSO SHARE OF EACH PROVINCE	QUANTITY					VALUE				
	1919-20	1920-21	1921-22	1922-23	1923-24	1919-20	1920-21	1921-22	1922-23	1923-24
Precious stones and pearls, unset (II. B)—continued						R	R	R	R	R
Germany	—	—	—	—	—	3,050	..
Netherlands	—	—	—	—	—	..	2,800
Turkey, Asiatic	—	—	—	—	—	11,600	430
Persian Gulf	—	—	—	—	—
Maskat Territory and Trucial Oman	—	—	—	—	—	80,000	7,000	28,500	..	42,500
Other Native States in Arabia	—	—	—	—	—	..	5,000	..	24,000	12,000
China (exclusive of Hongkong and Macao)	—	—	—	—	—	..	2,000	..	2,08,000	..
Japan	—	—	—	—	—	1,275	2,000	15,000
United States of America—Vid Atlantic Coast	—	—	—	—	—	..	33,130
Other Foreign Countries	—	—	—	—	—	280	1,425
TOTAL FOREIGN COUNTRIES	—	—	—	—	—	41,880	60,380	29,775	2,07,050	70,925
<i>Share of Bengal</i>	—	—	—	—	—	..	33,130	230
" Bombay	—	—	—	—	—	1,36,380	87,330	1,64,625	7,00,150	2,28,175
" Sind	—	—	—	—	—	..	7,000	10,000	..	15,000
" Madras	—	—	—	—	—	..	80	30
" Burma	—	—	—	—	—	2,22,468	..
TOTAL	—	—	—	—	—	1,36,380	1,27,540	1,74,855	9,22,618	2,48,205
Printing and Lithographing machinery and materials (excluding paper) (III. V)—										
United Kingdom	—	—	—	—	—	430	14,430	1,75,803	51,058	13,038
Mesopotamia*	—	—	—	—	—	—	—	28,192	7,316	13,510
Ceylon	—	—	—	—	—	1,950	4,670	7,298	2,906	6,391
Straits Settlements (including Labuan)	—	—	—	—	—	7,720	1,850	3,315	3,612	3,969
Federated Malay States	—	—	—	—	—	1,640	1,390	1,918	195	505
Egypt †	—	—	—	—	—	1,050	—
Zanzibar and Pemba	—	—	—	—	—	400	200	1,100	150	..
Kenya Colony	—	—	—	—	—	1,500	2,270	2,650	600	60
Tanganyika Territory	—	—	—	—	—	1,558	672	..
Mauritius and Dependencies	—	—	—	—	—	2,560	1,750	..
Other British possessions	—	—	—	—	—	635	950
TOTAL BRITISH EMPIRE	—	—	—	—	—	13,640	24,810	2,24,104	69,999	38,423
Germany	—	—	—	—	—	200	2,025	782
Turkey, Asiatic	—	—	—	—	—
Persian Gulf	—	—	—	—	—	1,930	5,230
Persia	—	—	—	—	—	600	100	50	1,493	500
Japan	—	—	—	—	—	2,270	1,215	1,418
United States of America—Vid Atlantic Coast	—	—	—	—	—	1,500	..	3,003	1,598	390
Other Foreign Countries	—	—	—	—	—	200	..
TOTAL FOREIGN COUNTRIES	—	—	—	—	—	6,700	4,330	5,258	6,531	3,091
<i>Share of Bengal</i>	—	—	—	—	—	6,050	12,760	1,70,173	43,976	1,463
" Bombay	—	—	—	—	—	4,030	10,140	42,605	19,524	16,150
" Sind	—	—	—	—	—	..	250	1,203	2,900	4,626
" Madras	—	—	—	—	—	9,160	7,640	13,388	10,111	19,125
" Burma	—	—	—	—	—	100	350	80	16	150
TOTAL	—	—	—	—	—	19,340	31,140	2,27,447	76,530	41,514
Prints, Engravings, and Pictures (III. V)—										
United Kingdom	—	—	—	—	—	36,320	31,960	49,597	63,192	1,15,234
Aden and Dependencies	—	—	—	—	—	..	30	1,500	..	120
Ceylon	—	—	—	—	—	600	1,400	4,991	680	1,600
Straits Settlements (including Labuan)	—	—	—	—	—	300	..	240	20	2,050
Mauritius and Dependencies	—	—	—	—	—	200	50	200	4,500	..
Western Australia	—	—	—	—	—	770	..
Victoria	—	—	—	—	—	50	..	170	175	..
New South Wales	—	—	—	—	—	1,235	200	600
Australian Commonwealth (Total)	—	—	—	—	—	50	..	1,405	1,905	600
Other British Possessions	—	—	—	—	—	1,070	1,300	2,602	1,715	1,157
TOTAL BRITISH EMPIRE	—	—	—	—	—	39,230	34,740	60,536	71,312	1,20,771

* Included in Turkey, Asiatic prior to 1921-22.
† Shown as a Foreign country from 1923-24.

No. 15—continued

ARTICLES, AND COUNTRIES OF FINAL DESTINATION; ALSO SHARE OF EACH PROVINCE	QUANTITY					VALUE				
	1919-20	1920-21	1921-22	1922-23	1923-24	1919-20	1920-21	1921-22	1922-23	1923-24
Prints, Engravings and Pictures (III. V)—continued						R	R	R	R	R
Denmark	—	—	—	—	—	895	..	2,200
Germany	—	—	—	—	—	1,155	165	..
Franco	—	—	—	—	—	600	2,050	75	..	80
Italy	—	—	—	—	—	580	2,780	100	..	3,300
Turkey, Asiatic	—	—	—	—	—
Persian Gulf	—	—	—	—	—	1,340	1,100	—	—	—
Japan	—	—	—	—	—	1,100	3,644	..
Madagascar	—	—	—	—	—	..	1,030
United States of America Via Atlantic Coast	—	—	—	—	—	700	100	815	402	1,160
Other Foreign Countries	—	—	—	—	—	1,150	330	1,810	2,760	1,714
TOTAL FOREIGN COUNTRIES	—	—	—	—	—	4,370	9,290	5,450	7,041	8,454
<i>Slaves of Beisal</i>	—	—	—	—	—	..	50	550	3,514	3,575
<i>Bombay</i>	—	—	—	—	—	19,840	28,760	45,107	52,781	1,02,873
<i>Sind</i>	—	—	—	—	—	..	1,800	1,075	2,690	5,940
<i>Madras</i>	—	—	—	—	—	22,590	11,820	14,879	17,476	13,940
<i>Burma</i>	—	—	—	—	—	1,170	1,570	4,374	1,592	2,897
TOTAL	—	—	—	—	—	43,600	44,030	65,985	78,358	1,29,225
Provisions and Oilman's Stores (excluding fish and fruits and vegetable) (I. E)—	Cwts.	Cwts.	Cwts.	Cwts.	Cwts.					
United Kingdom	3,617	1,258	209	214	120	2,65,250	2,50,970	29,608	21,908	18,125
Aden and Dependencies	2,930	2,915	2,671	848	81	1,10,590	79,000	60,740	58,745	5,908
Mesopotamia *	—	—	18,733	992	471	—	—	9,40,458	78,237	34,775
Bahrain Islands	2,109	1,048	1,620	1,167	1,128	51,230	26,150	23,445	24,513	27,804
Ceylon	2,081	654	342	308	732	2,37,370	53,710	24,148	20,850	62,973
Straits Settlements (including Labuan)	155	473	70	239	301	8,910	24,770	4,547	21,332	19,696
Federated Malay States	16	1,560
Hongkong	6	4	..	16	..	160	190	..	4,298	15
Egypt †	21	4	24	4	—	2,050	290	1,274	334	—
Cape of Good Hope	14	..	100	..	1	990	40	2,250	25	30
Natal	84	68	29	65	20	2,740	4,350	1,005	4,897	2,720
Zanzibar and Pemba	208	27	33	23	43	30,570	2,990	2,165	3,765	5,103
Kenya Colony	670	154	84	58	111	42,500	22,180	4,805	5,722	10,958
Tanganyika Territory	—	—	34	4	8	—	—	3,455	605	815
Mauritius and Dependencies	85	..	1	15	44	1,570	..	240	1,455	100
Seychelles	34	17	29	18	8	2,050	1,490	2,382	671	805
British West India Islands	256	75	..	5	..	2,320	1,200	..	143
British Guiana	125	381	12	371	422	2,250	7,050	437	4,490	5,846
Victoria	25	30	2	3	..	2,030	9,000	855	55
New South Wales	8	1	42	5	16	260	110	2,489	2,100	2,729
Queensland	38	3	4,000	700
<i>Australian Commonwealth (Total)</i>	8	64	75	7	19	260	7,040	12,189	2,955	2,784
New Zealand (including Nauru and British Samoa)	103	5,760
Other British Possessions	9	..	4	163	..	284
TOTAL BRITISH EMPIRE	13,009	7,349	19,150	4,439	3,527	7,54,250	4,84,800	11,30,521	2,54,803	1,99,684
Denmark	2	31	..	370	..	40	2,558
Germany	3	1,135
Netherlands	584	370	280	99	2,227	55,810	83,060	55,133	15,664	1,94,173
Belgium	16	15	3,740	900
France	4	1	22	3	..	270	170	2,496	460	5
Greece	24	1,570
Turkey, European	51	6,460
Turkey, Asiatic
Red Sea	583	952	—	—	—	38,870	28,460	—	—	—
Persian Gulf	2,801	9,853	—	—	—	2,38,860	6,86,480	—	—	—
Mascat Territory and Trucial Oman	1,152	1,163	1,515	362	67	29,220	36,740	28,706	12,778	22,432

* Included in Turkey, Asiatic prior to 1921-22.

GENERAL EXPORTS

(892)

FOREIGN MERCHANDISE

No. 15—continued

ARTICLES, AND COUNTRIES OF FINAL DESTINATION; ALSO SHARE OF EACH PROVINCE	QUANTITY					VALUE				
	1919-20	1920-21	1921-22	1922-23	1923-24	1919-20	1920-21	1921-22	1922-23	1923-24
Provisions and Oilman's Stores (excluding fish and fruits and vege- tables) (I. E)—continued	Cwts.	Cwts.	Cwts.	Cwts.	Cwts.	R	R	R	R	R
Other Native States in Arabia	285	107	762	464	310	11,250	6,590	26,160	15,080	8,614
Persia	1,258	873	750	818	772	97,210	68,750	67,114	68,470	52,550
Henjam Island	18	58	44	22	102	2,170	3,790	4,172	2,215	9,038
Java	..	895	7	2	..	80	87,720	454	100	..
China (exclusive of Hongkong and Macao)	1	30	..	865	..	40	5,030	..	89,637	..
Japan	2	28	16	3	..	240	3,920	1,440	540	..
Egypt*	1	60
Portuguese East Africa	46	65	132	136	71	1,880	3,860	12,429	7,914	4,756
Madagascar	14	11	1	1,130	920	230	75	..
Reunion	24	9	36	11	16	900	600	1,755	980	765
German East Africa †	10	30	1,080	960
Italian East Africa (Somali- land and Eritrea)	13	4	1,000	..	100	..	250
French Somaliland	9	2,910
United States of America—										
Fid Atlantic Coast	1,579	2,936	94	34	59	1,27,360	1,87,240	15,327	4,055	1,926
" Pacific "	46	2,500
Other Foreign Countries	14	43	4	6	5	1,050	1,940	100	550	150
TOTAL FOREIGN COUNTRIES	8,671	16,983	3,678	2,825	4,313	6,07,880	11,66,500	2,16,615	2,19,158	2,99,937
Share of Bengal	1,325	1,158	539	809	891	1,14,930	59,800	48,144	33,150	42,530
" Bombay	18,161	20,954	20,049	6,609	5,836	10,78,740	14,14,040	11,05,012	3,68,590	3,74,183
" Sind	1,598	1,727	2,016	256	469	1,34,070	1,38,150	1,65,675	23,511	46,145
" Madras	425	920	51	59	174	94,040	9,450	606	12,100	14,846
" Burma	171	273	173	531	420	10,350	39,960	27,699	36,610	22,917
TOTAL	21,680	24,332	22,828	7,264	7,810	13,62,180	16,51,400	19,47,136	4,73,961	4,99,621
Railway plant and rolling- stock (III. N)—										
United Kingdom	18,060	1,380	5,505	35,684	11,290
Aden and Dependencies	1,650	21,467	11,504
Mesopotamia †	70,142	1,478	53,737
Ceylon	7,020	1,100	3,300	3,300	65
Straits Settlements (including Labuan)	365	..
Tanganyika Territory	6,000
Other British Possessions	16
TOTAL BRITISH EMPIRE	25,970	2,480	86,597	62,294	76,612
Belgium	1,200	..
Italy	13,590	5,250
Turkey, Asiatic
Persian Gulf	11,060
Persia	21,670	..	106	2,677	..
Henjam Island	5,000
German East Africa †	3,930
United States of America—										
Fid Atlantic Coast	7,980	4,910	..
TOTAL FOREIGN COUNTRIES	29,850	14,910	5,106	22,287	5,250
Share of Bengal	4,000	2,350	8,800	32,365	8,291
" Bombay	51,050	15,100	82,903	61,696	73,671
" Madras	770
" Burma	20
TOTAL	55,820	17,470	91,703	84,551	81,822

* Shown as a Foreign country from 1923-24.

† Shown as a Foreign country from 1923-24.

No. 15—continued

ARTICLES, AND COUNTRIES OF FINAL DESTINATION; ALSO SHARE OF EACH PROVINCE	QUANTITY					VALUE				
	1910-20	1920-21	1921-22	1922-23	1923-24	1910-20	1920-21	1921-22	1922-23	1923-24
Rubber						R	R	R	R	R
Raw (II. J)—	Lbs.	Lbs.	Lbs.	Lbs.	Lbs.					
United Kingdom	1,232	12,992	515	75	..	1,910	1,870	998	38	..
Straits Settlements (including Labuan)	560	4,460
Zanzibar and Pemba	1,208	2,600
Other British Possessions	1	442	..	120	112	250	1,210	..	70	40
TOTAL BRITISH EMPIRE	1,794	14,642	515	195	112	6,620	5,680	998	108	40
TOTAL FOREIGN COUNTRIES	1	50	2,800	750	260	75
Share of Bengal	560	7,952	2,800	4,460	990	75
" Bombay	1,234	6,740	407	195	112	2,910	4,950	700	108	40
" Madras	108	298
TOTAL	1,794	14,692	515	195	2,912	7,370	5,940	998	108	115
Manufactures (III. O)—										
United Kingdom	18,650	32,700	1,32,020	20,678	55,235
Aden and Dependencies	80,880	2,600	16,974	480	220
Mesopotamia *	80,745	31,339	12,450
Bahrain Islands	370	120	120	2,550	2,337
Ceylon	21,790	10,160	72,038	33,555	1,39,100
Straits Settlements (including Labuan)	1,22,850	11,430	75,518	60,997	25,873
Hongkong	467	4,286	1,110
Zanzibar and Pemba	7,020	3,130	21,212	7,834	900
Kenya Colony	13,190	11,970	4,095	9,333	4,250
Tanganyika Territory	250	3,075	1,050
Canada— Via Atlantic Coast	2,000
Victoria	47,135	23,035	59,950
New South Wales	7,000	..	13,200
Australian Commonwealth (Total)	54,135	23,035	53,250
Fiji Islands	5,205	..
Other British Possessions	110	1,040	120	..	81
TOTAL BRITISH EMPIRE	2,14,840	72,250	4,67,694	2,11,376	2,93,808
Germany	400	..	11,047	8,245
Belgium	2,250
France	100	..	15	4,395	..
Turkey, European	70,000
Turkey, Asiatic
Red Sea	10	30
Persian Gulf	55,890	1,57,900
Yersia	9,100	1,25,140	13,210	8,638	8,742
Java	2,210	82,898	1,500	50,260
China (exclusive of Hong- kong and Macao)	5,070
Japan	1,700	160
German East Africa †	720
United States of America— Via Atlantic Coast	1,210	86,810	850	3,921
Argentine Republic (including the Atlantic Coast of Patagonia)	6,804	..
Other Foreign Countries	590	20	1,658	126	1,540
TOTAL FOREIGN COUNTRIES	68,110	3,57,070	1,34,039	33,410	50,028
Share of Bengal	6,270	6,750	1,31,028	70,700	75,171
" Bombay	1,91,940	3,11,890	4,59,380	1,06,104	1,17,731
" Sind	8,760	95,990	6,420	24,914	6,710
" Madras	75,800	8,640	4,955	39,402	1,41,046
" Burma	1,183	6,060	..	3,666	5,238
TOTAL	2,82,950	4,20,820	6,01,783	2,44,786	3,45,894

* Included in Turkey, Asiatic prior to 1921-22.
† Grouped as "Tanganyika Territory" under the British Empire from 1921-22.

GENERAL EXPORTS

(894)

FOREIGN MERCHANDISE

No. 15—continued

ARTICLES, AND COUNTRIES OF FINAL DESTINATION; ALSO SHARE OF EACH PROVINCE	QUANTITY					VALUE				
	1919-20	1920-21	1921-22	1922-23	1923-24	1919-20	1920-21	1921-22	1922-23	1923-24
Salt (I. D)—	Tons	Tons	Tons	Tons	Tons	R	R	R	R	R
Victoria	17	4,349
Australian Commonwealth (Total)	17	4,349
Other British possessions	1	80	160	1,127	75	254
TOTAL BRITISH EMPIRE	18	80	160	5,476	75	254
TOTAL FOREIGN COUNTRIES	4	190	650	112	66	178
Share of Bengal	10	2,860
" Bombay	4	3	150	600	2,634	66	431
" Sind	80	170	94
" Madras	10
" Burma	30	160	..	75	1
TOTAL	4	18	270	830	5,688	141	432
Seeds (II. K)—	Tons	Tons	Tons	Tons	Tons					
United Kingdom	100	..	7	2	..	46,990	..	4,300	1,564	..
Aden and Dependencies	1	..	10	800	..	2,500	285	69
Ceylon	10	1	..	8,400	520	..	960	75
Straits Settlements (including Labuan)	2	5	4	1,390	3,447	3,326	160
Egypt*	1	1	..	6	..	660	780	..	5,475	..
Other British Possessions	1	1	340	10	1,030	387	1,313
TOTAL BRITISH EMPIRE	118	3	23	13	1	57,190	2,650	11,277	11,997	1,598
France	50	..	3	27,400	..	4,800
Turkey, Asiatic
Persian Gulf	1,080
Syria	3	2,600	..
Maskat Territory and Trucial Oman	14	9,130	210	..
Persia	110	1,330	40
Egypt*	11	7,845
United States of America—
Fid Atlantic Coast	4	2	7	2	..	2,190	11,181	2,822	1,700
Other Foreign Countries	4	1	..	50	50	680	894	450
TOTAL FOREIGN COUNTRIES	14	4	56	11	16	9,200	4,650	39,301	6,526	14,795
Share of Bengal	4	2	2,190	11,181	1,656	769
" Bombay	127	3	76	24	16	66,370	5,110	39,397	16,837	16,225
" Sind	110
" Burma	1	413
TOTAL	127	7	78	24	17	66,480	7,300	50,578	18,523	16,593
Shells and Cowries (II. S)—										
United Kingdom	2,41,070	75,480	1,70,252	65,015	1,02,919
Ceylon	18,760	8,775	139
Straits Settlements (including Labuan)	400	1,250 ⁰	513
Other British Possessions	1,250	350	100	..
TOTAL BRITISH EMPIRE	2,41,560	77,980	1,98,875	74,790	1,03,058
Germany	500	1,020
Native States in Arabia other than Maskat Territory and Trucial Oman	10,820	..	300
Siara	1,080	875	130
Japan	4,400	7,805	2,031
French Somaliland	7,100
United States of America—
Fid Atlantic Coast	48,420	7,500	..	12,680	5,512
Other Foreign Countries	50	700	25	..
TOTAL FOREIGN COUNTRIES	60,360	7,550	5,400	21,885	20,593
Share of Bengal	4,080	..	513
" Bombay	2,97,860	84,280	2,03,762	96,675	1,32,651
" Burma	1,250
TOTAL	3,01,910	85,530	2,04,275	96,675	1,32,651

* Shown as a Foreign country from 1923-24.

No. 15—continued

ARTICLES, AND COUNTRIES OF FINAL DESTINATION; ALSO SHARE OF EACH PROVINCE	QUANTITY					VALUE				
	1919-20	1920-21	1921-22	1922-23	1923-24	1919-20	1920-21	1921-22	1922-23	1923-24
	Cwts.	Cwts.	Cwts.	Cwts.	Cwts.	R	R	R	R	R
So. P (III. V) —										
United Kingdom	1,274	1,302	5	5	65	1,12,050	2,16,240	315	582	4,472
Aden and Dependencies	809	121	10	16	34	33,650	4,910	844	590	1,980
Mesopotamia *	—	—	3,781	785	310	—	—	1,91,791	51,816	21,154
Bahrain Islands	1,489	193	2	424	110	59,520	6,780	50	14,989	3,220
Ceylon	84	187	17	265	649	1,520	9,140	1,513	13,334	30,750
Straits Settlements (including Labuan)	71	49	7	15	13	2,660	2,630	373	590	460
Egypt †	84	37	84	..	—	980	4,680	3,038	..	—
Zanzibar and Pemba	14	8	12	28	5	900	320	720	2,435	370
Kenya Colony	154	947	59	37	67	8,060	42,800	4,215	3,973	6,071
Tanganyika Territory	—	—	13	86	11	—	—	696	5,443	1,475
Mauritius and Dependencies	1	292	18	11,280	..
Seychelles	498	846	323	128	357	13,190	11,670	12,216	4,447	10,754
Other British Possessions	3	3	2	270	275	198	3
TOTAL BRITISH EMPIRE	4,342	3,193	4,320	2,086	1,621	2,23,530	3,01,420	2,10,033	1,09,657	80,680
Turkey, Asiatic
Red Sea	245	164	—	—	—	10,900	8,120	—	—	—
Persian Gulf	14,931	824	—	—	—	6,85,520	66,770	—	—	—
Mascat Territory and Trucial Oman	580	211	201	354	341	17,030	5,620	8,698	11,793	9,087
Other Native States in Arabia	1,581	6	252	146	68	48,120	420	8,018	4,890	1,896
Persia	6,995	675	1,304	2,288	1,375	2,14,200	27,110	59,550	69,847	55,293
Siam	23	17	7	3	2	1,550	2,010	419	178	91
Egypt †	—	—	—	—	—	—	—	—	—	..
Portuguese East Africa	12	11	65	31	51	450	1,580	4,961	1,783	2,203
German East Africa ‡	3	1	—	—	—	270	100	—	—	—
Madagascar	218	..	145	9,050	..	5,401
United States of America— Viz Atlantic Coast	3	41	180	4,700
Other Foreign Countries	10	6	3	2	4	800	580	179	120	501
TOTAL FOREIGN COUNTRIES	24,598	1,918	3,078	2,776	2,041	9,98,010	1,12,440	83,527	68,616	60,651
Share of Bengal	1	379	45	7	4	200	16,010	5,433	345	410
„ Bombay	20,880	2,842	5,185	4,407	3,264	8,34,980	1,32,970	2,25,004	1,75,174	1,34,825
„ Sind	6,926	903	1,068	629	390	3,06,630	65,550	64,896	21,855	14,432
„ Madras	810	923	87	..	2	42,150	1,29,280	3,643	1	562
„ Burma	323	59	10	19	2	7,680	3,050	584	398	91
TOTAL	28,940	6,111	6,398	4,862	3,662	11,91,540	4,13,860	2,99,560	1,98,273	1,50,340
Specimens illustrative of Natural Science (II. S) —										
United Kingdom	—	—	—	—	—	3,350	2,270	320	825	940
Straits Settlements (including Labuan)	—	—	—	—	—	..	50	8,065
Hongkong	—	—	—	—	—	..	3,730	480	..	300
Other British Possessions	—	—	—	—	—	..	50	..	150	..
TOTAL BRITISH EMPIRE	—	—	—	—	—	3,350	6,100	8,865	975	1,240
United States of America— Viz Atlantic Coast	—	—	—	—	—	..	200	2,548
Other Foreign Countries	—	—	—	—	—	..	260	385	575	571
TOTAL FOREIGN COUNTRIES	—	—	—	—	—	..	460	2,933	575	571
Share of Bengal	—	—	—	—	—	..	3,750	3,163	..	71
„ Bombay	—	—	—	—	—	3,170	1,950	125	..	800
„ Sind	—	—	—	—	—	100	575	300
„ Madras	—	—	—	—	—	..	460	410	375	240
„ Burma	—	—	—	—	—	30	400	8,050	600	350
TOTAL	—	—	—	—	—	3,350	6,560	11,748	1,550	1,811

* Included in Turkey, Asiatic prior to 1921-22.

† Shown as a Foreign country from 1923-24.

‡ Shown as "Tanganyika Territory" under the British Empire from 1921-22.

GENERAL EXPORTS

FOREIGN MERCHANDISE

(893)

No. 15—continued

ARTICLES, AND COUNTRIES OF FINAL DESTINATION; ALSO SHARE OF EACH PROVINCE	QUANTITY					VALUE				
	1919-20	1920-21	1921-22	1922-23	1923-24	1919-20	1920-21	1921-22	1922-23	1923-24
	Cwts.	Cwts.	Cwts.	Cwts.	Cwts.	R	R	R	R	R
Spices—										
 Beteelnuts (I. F)—										
Aden and Dependencies	31	9	..	8	18	1,040	400	..	120	490
Ceylon	81	45	..	2,430	1,575	..
Straits Settlements (including Labuan)	360	..	8	4,320	..	250
Mauritius and Dependencies	151	3	2,110	150
Other British Possessions	24	25	11	17	11	1,160	910	380	930	330
TOTAL BRITISH EMPIRE	287	34	374	65	40	6,740	1,300	4,700	2,025	1,240
TOTAL FOREIGN COUNTRIES	92	28	..	12	1	2,210	570	2	340	40
Share of Bengal	151	2,110
" Bombay	147	62	12	32	30	4,410	1,850	332	1,390	930
" Sind	11	330
" Madras	81	..	2	45	..	2,430	..	60	1,575	..
" Burma	360	4,320
TOTAL	379	62	374	77	41	8,900	1,880	4,702	2,065	1,200
 Cardamoms (I. F)—										
United Kingdom	130	40	19,270	14,840
Aden and Dependencies	12	..	15	146	9	1,800	..	1,475	25,732	2,375
Mesopotamia *	38	61	14	3,220	11,338	4,100
Bahrein Islands	..	1	..	20	6	..	130	..	4,580	000
Straits Settlements (including Labuan)	85	64	20	8,883	12,289	7,204
Egypt †	6	37	6	1,000	6,810	1,250
Zanzibar and Pemba	5	10	..	1	..	840	1,850	80	225	..
Anglo-Egyptian Sudan	41	8,193	..
Other British Possessions	..	1	4	5	2	10	340	400	550	500
TOTAL BRITISH EMPIRE	153	49	148	338	100	22,920	9,130	14,817	62,907	29,619
Maskat Territory and Trucial Oman	..	7	23	1	13	..	200	1,805	200	2,506
Other Native States in Arabia	16	9	1,258	1,968	..
Fenia	..	3	37	29	300	4,394	5,420	..
Egypt †	10	2,895
United States of America— Via Atlantic Coast	130	61	21,750	25,400
Other Foreign Countries	2	4	2	..	3	250	700	140	..	110
TOTAL FOREIGN COUNTRIES	2	14	77	169	90	250	1,200	7,467	29,408	30,911
Share of Bengal	..	1	22	..	340	7,900
" Bombay	155	62	225	507	168	23,170	9,990	22,274	92,315	62,630
TOTAL	155	63	225	507	190	23,170	10,330	22,274	92,315	60,630
 Cloves (I. F)—										
United Kingdom	13,796	602	710	382	..	11,21,750	50,180	55,167	24,524	..
Aden and Dependencies	48	142	37	160	271	3,630	7,030	2,034	6,645	9,655
Mesopotamia *	268	275	75	17,771	18,750	5,240
Bahrein Islands	72	114	67	356	304	5,840	8,450	4,170	24,574	21,873
Ceylon	16	138	51	250	32	950	9,100	3,095	16,631	2,500
Straits Settlements (including Labuan)	6,593	11,842	9,662	21,774	8,459	5,02,110	8,42,460	6,50,856	14,11,768	5,03,328
Hongkong	1,208	991	396	1,095	488	1,02,680	33,400	26,650	57,716	31,660
Egypt †	2,145	984	44	43	..	1,73,430	67,300	2,800	3,000	..
Natal	15	4	7	16	4	950	400	600	1,225	210
Zanzibar and Pemba	98	2,230
Anglo-Egyptian Sudan	518	510	362	35,010	34,801	24,385
Mauritius and Dependencies	4	24	4	11	14	290	2,200	330	740	965
Other British Possessions	1	2	8	100	150	670
TOTAL BRITISH EMPIRE	23,895	14,841	11,764	24,877	10,116	19,11,630	10,21,170	7,98,633	16,00,614	6,95,716
Belgium	307	24,530
France	25	1,890
Italy	1,050	79,920
Austria
Hungary	97	4,950

* Included in Turkey, Asiatic prior to 1921-22.
† Shown as a Foreign country from 1923-24.

No. 15—continued

ARTICLES, AND COUNTRIES OF FINAL DESTINATION; ALSO SHARE OF EACH PROVINCE	QUANTITY					VALUE				
	1919-20	1920-21	1921-22	1922-23	1923-24	1919-20	1920-21	1921-22	1922-23	1923-24
Spices—continued										
Cloves (I. F.)—continued	Cwts.	Cwts.	Cwts.	Cwts.	Cwts.	R	R	R	R	R
Turkey, Asiatic	15	14	1,280	1,370
Levant and Black Sea	316	161	—	—	—	25,100	11,530	—	—	—
Red Sea	358	808	—	—	—	26,880	43,780	—	—	—
Persian Gulf	—	—	31	13	4	—	—	2,570	920	808
Syria	—	—	—	—	—	—	—	—	—	—
Maskat Territory and Trucial Oman	93	103	26	90	64	6,710	7,270	1,850	6,354	4,465
Other Native States in Arabia	42	3	46	67	80	9,040	270	3,350	5,975	6,081
Persia	78	31	23	20	89	4,910	2,640	1,651	1,523	6,505
Java	29	23	2,300	460
Siara	45	26	66	58	29	3,500	1,980	4,813	3,797	1,690
China (exclusive of Hongkong and Macao)	3	45	64	480	3,000	4,300	..
Japan	377	435	77	153	..	32,860	31,960	5,267	10,500	..
Egypt*	—	—	—	—	125	—	—	—	—	9,275
Tripoli	15	1,800
Italian East Africa (Somali- land and Eritrea)	156	..	15	17	12	12,130	..	980	1,070	820
United States of America— Vid Atlantic Coast	277	14	1,278	21,630	1,170	84,000
Other Foreign Countries	11	..	9	3	4	600	40	720	290	410
TOTAL FOREIGN COUNTRIES	3,242	1,596	1,615	514	445	2,50,030	1,02,430	1,08,201	36,129	20,801
Share of Bengal	30	..	9	7	..	1,860	..	450	652
„ Bombay	27,133	16,414	13,372	25,379	10,553	21,61,460	11,21,600	9,06,534	16,36,113	7,25,865
„ Sind	4	3	7	3	..	200	140	300	180	..
TOTAL	27,137	16,487	18,879	25,391	10,560	21,61,660	11,23,600	9,08,834	16,36,743	7,26,517
Ginger (I. F.)—	Cwts.	Cwts.	Cwts.	Cwts.	Cwts.					
United Kingdom	42	60	2,500	30	..	13	1,360
Ceylon	72	211	2,160	6,380
Other British Possessions	18	2	17	36	..	760	60	649	1,561
TOTAL BRITISH EMPIRE	42	18	2	89	307	2,500	790	60	2,822	9,241
TOTAL FOREIGN COUNTRIES	..	2	1	..	60	1	..	15
Share of Bengal	7	20	..	300	681
„ Bombay	42	13	2	89	288	2,500	550	61	2,822	8,195
TOTAL	42	20	2	89	308	2,500	850	61	2,822	9,256
Nutmegs (I. F.)—	Cwts.	Cwts.	Cwts.	Cwts.	Cwts.					
United Kingdom	563	..	177	51,280	..	8,595
Aden and Dependencies	76	69	67	82	27	3,650	3,420	2,370	3,800	1,000
Mesopotamia†	—	—	65	6	44	—	—	2,725	615	2,360
Egypt*	78	43	84	11	—	3,350	1,920	4,340	860	—
Zanzibar and Pemba	57	9	27	15	20	1,980	350	1,225	820	1,065
Kenya Colony	22	7	10	9	17	1,100	520	640	615	810
Tanganyika Territory	—	—	19	23	19	—	—	900	1,325	875
Anglo-Egypt. Sudan	—	—	42	27	15	—	—	1,894	1,290	735
Other British Possessions	25	5	7	9	13	1,250	460	360	655	772
TOTAL BRITISH EMPIRE	816	133	488	182	155	62,620	6,670	23,049	8,980	7,007
Belgium	15	1,670
Italy	256	4	2	21,710	220	210
Turkey, Asiatic	8	550	—	—	—	—
Levant and Black Sea	10	1	—	—	—	570	90	—	—	—
Red Sea	41	28	—	—	—	2,360	1,400	—	—	—
Persian Gulf	—	—	—	—	—	—	—	—	—	—
Maskat Territory and Trucial Oman	56	35	32	34	36	2,750	1,860	1,524	2,099	2,183

* Shown as a Foreign country from 1923-24.
† Included in Turkey, Asiatic prior to 1921-22.

GENERAL EXPORTS

(898)

FOREIGN MERCHANDISE

No. 15—continued

ARTICLES, AND COUNTRIES OF FINAL DESTINATION, ALSO SHARE OF EACH PROVINCE	QUANTITY					VALUE				
	1919-20	1920-21	1921-22	1922-23	1923-24	1919-20	1920-21	1921-22	1922-23	1923-24
Spices—continued										
Nutmegs (I. F.)—continued	Cwts.	Cwts.	Cwts.	Cwts.	Cwts.	R	R	R	R	R
China (exclusive of Hongkong and Macao)	36	1,750
Egypt*	—	—	—	—	5	—	—	—	—	290
German East Africa †	19	10	—	—	—	750	610	—	—	—
Other Foreign Countries	19	4	23	13	36	1,150	360	1,111	875	1,609
TOTAL FOREIGN COUNTRIES	459	82	55	47	79	37,460	4,460	2,935	2,974	4,192
Share of Bengal	60
.. Bombay	1,275	215	543	229	234	90,080	11,080	25,984	11,954	11,799
TOTAL	1,275	215	543	229	234	90,080	11,130	25,984	11,954	11,799
Pepper (I. F.)—	Cwts.	Cwts.	Cwts.	Cwts.	Cwts.					
United Kingdom	971	53,100
Aden and Dependencies	2	78	..	80	20	..	2,780	..
Ceylon	5	..	30	27	..	600	..	1,800	1,709	..
Other British Possessions	..	10	..	23	3	30	420	..	1,200	150
TOTAL BRITISH EMPIRE	978	10	30	123	3	53,810	440	1,800	5,749	150
Italy	800	21,000
Turkey, Asiatic
Persian Gulf	95	4,300
Egypt*	37	1,100
United States of America— the Atlantic Coast	14	1,000	4	..
Chile (including the Pacific Coast of Patagonia)	67	57	8,790	2,020
Other Foreign Countries	1	1	15	50
TOTAL FOREIGN COUNTRIES	476	57	38	30,190	2,960	1	19	1,150
Share of Bengal	71	67	37	4,390	3,400	1,190
.. Bombay	1,383	..	30	123	4	79,510	20	1,801	5,768	200
TOTAL	1,454	67	30	123	41	83,000	3,420	1,801	5,708	1,500
Other sorts (I. F.)—	Cwts.	Cwts.	Cwts.	Cwts.	Cwts.					
United Kingdom	120	47	73	10,010	4,570	2,100
Aden and Dependencies	9	26	121	90	44	810	1,000	3,962	2,525	1,047
Straits Settlements (including Labuan)	254	2	7,680	200
Egypt*	8	9	7	3	—	260	2,250	460	260	—
Other British Possessions	8	33	1	34	25	160	1,470	75	1,104	1,031
TOTAL BRITISH EMPIRE	380	114	129	127	144	18,360	9,250	4,497	3,970	4,468
Italy	51	6,550
Persia	123	14	10	44	31	5,270	600	400	1,405	979
German East Africa †	..	13	1,500
Peru	9	17	471	1,135	..
Other Foreign Countries	81	20	8	27	24	1,430	900	344	955	902
TOTAL FOREIGN COUNTRIES	201	47	27	88	55	13,250	8,060	1,215	3,585	1,881
Share of Bengal	..	31	9	19	1,320	471	1,205	..
.. Bombay	442	101	131	96	131	25,230	9,800	4,614	2,915	5,756
.. Sind	159	29	16	100	18	6,360	1,230	627	3,444	593
.. Madras	10
TOTAL	592	161	156	215	199	31,600	12,360	6,712	7,564	6,349
Total Spices—	Cwts.	Cwts.	Cwts.	Cwts.	Cwts.					
United Kingdom	15,025	640	896	382	173	12,57,910	54,780	63,782	24,537	18,330
Aden and Dependencies	178	245	230	503	385	10,510	12,470	9,891	41,102	15,197
Mesopotamia	—	—	371	372	158	—	—	23,725	31,753	12,180
Bahrain Islands	83	118	60	380	314	6,620	8,790	4,320	20,565	22,685
Ceylon	105	139	82	305	217	4,130	9,150	4,970	22,185	9,141
Straits Settlements (including Labuan)	6,847	11,842	10,109	21,838	8,498	5,09,740	8,42,450	6,68,619	14,24,057	6,00,981
Hongkong	1,203	994	396	1,095	488	1,02,600	33,480	26,550	57,716	34,066
Egypt†	2,228	1,073	141	77	—	1,78,070	78,310	8,850	4,710	—

* Shown as a Foreign country from 1923-24.
† Shown as "Tanganyika Territory" under the British Empire from 1921-22.
‡ Included in Turkey Asiatic prior to 1921-22.

No. 15—continued

ARTICLES, AND COUNTRIES OF FINAL DESTINATION; ALSO SHARE OF EACH PROVINCE	QUANTITY					VALUE				
	1919-20	1920-21	1921-22	1922-23	1923-24	1919-20	1920-21	1921-22	1922-23	1923-24
Spices—concluded										
<i>Total Spices—continued</i>	Cwts.	Cwts.	Cwts.	Cwts.	Cwts.	R	R	R	R	R
Cape of Good Hope	16	1	..	1,090	120
Natal	84	7	11	25	22	1,950	600	810	1,795	1,610
Zanzibar and Pemba . . .	64	19	27	23	118	2,970	2,200	1,305	1,240	3,205
Kenya Colony	84	32	20	9	20	1,550	1,440	1,230	2,132	890
Tanganyika Territory . . .	—	—	25	24	19	—	—	1,040	1,365	875
Anglo-Egyptian Sudan . . .	—	—	560	578	377	—	—	3,004	41,284	25,110
Mauritius and Dependencies	154	53	4	13	37	2,400	3,300	330	815	1,770
Seychelles	101	7,560
Other British Possessions	12	3	6	7	..	530	150	420	530
TOTAL BRITISH EMPIRE	26,631	15,109	12,935	25,891	10,861	29,26,130	10,48,800	8,47,556	16,87,678	7,18,621
Belgium	964	74,280
France	25	1,890
Italy	914	4	2	73,790	220	210
Austria	97	4,950
Hungary
Turkey, Asiatic
Levant and Black Sea . . .	23	14	1,830	1,370
Red Sea	389	162	2,300	11,050
Persian Gulf	555	866	34,860	46,010
Syria	43	22	11	3,430	495	620
Maskat Territory and Trucial Oman	170	160	86	139	135	10,310	10,020	5,260	8,828	9,970
Other Native States in Arabia	54	8	64	97	83	3,500	210	4,728	7,783	6,206
Persia	204	55	74	95	128	10,860	3,050	6,717	8,708	7,891
Java	29	25	2,300	520
Sum	45	26	66	58	50	3,500	1,980	4,818	3,797	1,785
China (exclusive of Hong- kong and Macao)	85	3	45	64	..	1,760	480	8,000	4,300	..
Japan	377	435	77	158	..	32,880	31,900	5,270	10,500	..
Egypt*	177	13,580
Tripoli	25	1,600
Portuguese East Africa . . .	19	1	16	7	17	1,000	110	1,067	465	992
German East Africa†	37	23	1,400	2,010
Italian East Africa (Somal- land and Eritrea)	150	..	16	19	12	12,130	..	980	1,170	360
United States of America— Via Atlantic Coast	291	14	1,278	130	64	22,680	1,170	84,000	21,754	25,400
Chile (including the Pacific Coast of Patagonia)	67	57	3,790	2,080
Peru	9	17	471	1,135	..
Other Foreign Countries . . .	1	4	1	9	..	80	670	40	220	..
TOTAL FOREIGN COUNTRIES	4,378	1,826	1,774	839	709	3,21,730	1,14,760	1,10,812	72,455	6,090
Share of Bengal	222	126	9	28	86	6,500	7,270	471	1,655	10,113
" Bombay	30,576	16,867	14,315	26,455	11,455	33,92,360	11,54,920	9,51,800	17,53,277	8,07,775
" Sind	155	32	23	103	29	6,560	1,370	927	3,624	823
" Madras	81	..	2	45	..	2,440	..	50	1,575	..
" Burma	360	4,320
TOTAL	31,034	17,025	14,709	26,631	11,573	24,07,800	11,63,560	9,57,368	17,00,131	8,17,011
Stationery, excluding Paper (III. M)—										
United Kingdom	3,420	7,430	54,175	27,740	21,410
Aden and Dependencies	38,950	27,740	25,948	26,730	21,011
Mesopotamia‡	2,04,245	87,203	5,728
Bahrain Islands	14,210	6,640	12,905	3,376	9,678
Ceylon	27,130	18,970	27,222	25,113	20,775
Straits Settlements (including Labuan)	5,040	18,910	5,943	4,340	4,319
Egypt*	10,040	1,500	10,275	427	..
Natal	500	110	1,480	620	636
Zanzibar and Pemba	14,040	19,820	14,526	10,159	9,102
Kenya Colony	43,700	63,680	34,621	44,179	45,271

* Shown as a Foreign country from 1923-24.
† Shown as "Tanganyika Territory" under the British Empire from 1921-22.
‡ Included in Turkey, Asiatic prior to 1921-22.

GENERAL EXPORTS

(900)

FOREIGN MERCHANDISE

No. 15—continued

ARTICLES, AND COUNTRIES OF FINAL DESTINATION; ALSO SHARE OF EACH PROVINCE	QUANTITY					VALUE				
	1919-20	1920-21	1921-22	1922-23	1923-24	1919-20	1920-21	1921-22	1922-23	1923-24
Stationery, excluding paper (III. M)—contd.						R	R	R	R	R
Tanganyika Territory	—	—	—	—	—	—	—	13,000	5,840	4,313
Mauritius and Dependencies	—	—	—	—	—	4,720	8,160	4,520	9,660	1,780
Seychelles	—	—	—	—	—	940	1,200	2,275	402	7,787
Other British Possessions	—	—	—	—	—	600	1,080	1,212	1,037	2,503
TOTAL BRITISH EMPIRE	—	—	—	—	—	1,63,320	1,70,240	4,21,336	2,16,040	2,08,427
Germany	—	—	—	—	—	50	608	1,001
Turkey, Asiatic	—	—	—	—	—	7,370	9,590
Red Sea	—	—	—	—	—	2,24,800	2,33,660	—	—	—
Persian Gulf	—	—	—	—	—	7,210	10,310	4,086	6,470	3,791
Maskat Territory and Trucial Oman	—	—	—	—	—	6,720	3,800	19,366	10,695	9,641
Other Native States in Arabia	—	—	—	—	—	1,08,920	81,100	1,11,202	60,593	70,754
Persia	—	—	—	—	—	30	380	1,097	175	..
Henjam Island	—	—	—	—	—	140	200	1,070	534	15
Java	—	—	—	—	—	2,100	1,850	660	3,890	75
Siam	—	—	—	—	—	3,580	460	242	626	66
China (exclusive of Hongkong and Macao)	—	—	—	—	—	4,230	..	146	1,904	63
Japan	—	—	—	—	—	41
Egypt*	—	—	—	—	—	17,010	15,590	24,073	14,118	14,271
Portuguese East Africa	—	—	—	—	—	2,200	1,770	201
Madagascar	—	—	—	—	—	2,670	6,980
German East Africa†	—	—	—	—	—	780	50	350	160	1,301
Italian East Africa (Somaliland and Eritrea)	—	—	—	—	—	1,340	£0	100
French Somaliland	—	—	—	—	—	1,390	2,310	4,674	2,990	6,641
United States of America—Vid Atlantic Coast	—	—	—	—	—	3,251	..
" Pacific	—	—	—	—	—	50	200	750	15	1,171
Other Foreign Countries	—	—	—	—	—	3,90,990	3,78,460	1,78,508	1,15,149	1,11,027
TOTAL FOREIGN COUNTRIES	—	—	—	—	—	3,90,990	3,78,460	1,78,508	1,15,149	1,11,027
Share of Bengal	—	—	—	—	—	7,670	13,860	11,835	21,365	7,671
" Bombay	—	—	—	—	—	6,22,120	4,79,000	5,17,928	2,97,872	2,32,804
" Sind	—	—	—	—	—	22,130	39,310	60,594	39,039	20,431
" Madras	—	—	—	—	—	2,370	760	2,982	3,204	7,196
" Burma	—	—	—	—	—	20	5,260	16,265	609	1,343
TOTAL	—	—	—	—	—	6,54,310	6,38,700	6,99,842	3,62,089	3,19,454
Stone and Marble (III. F)—	Tons	Tons	Tons	Tons	Tons					
United Kingdom	2,348	100
Aden and Dependencies	..	1	..	1	2	..	1,150	..	881	386
Mesopotamia †	—	—	15	24	38	—	—	9,352	14,932	10,650
Ceylon	4	..	100	70	560	4,050	..
Hongkong	16	7	42,700	14,410
Zanzibar and Pemba	1	1	2	470	950	1,230	200	1,171
Kenya Colony	1	2	500	1,640	450	300	746
Other British Possessions	8	1	..	4	..	940	800	1,046	600	510
TOTAL BRITISH EMPIRE	26	12	17	33	40	44,760	19,020	12,638	23,401	13,578
Turkey, Asiatic	12,610	9,680
Persian Gulf	22	12
Persia	..	1	1	260	1,080	90	250	665
Siam	1	1,200
United States of America—Vid Atlantic Coast	1	1,150	1,150
Other Foreign Countries	2	..	1	650	150	500	465	415
TOTAL FOREIGN COUNTRIES	24	13	1	1	2	18,520	10,810	690	1,805	3,430
Share of Bengal	16	7	1	..	1	42,700	14,410	580	..	255
" Bombay	22	12	17	34	41	14,930	15,170	12,843	22,918	16,753
" Sind	6	650	200
" Burma	50	..	2,348	..
TOTAL	50	25	18	34	42	68,280	25,170	13,228	25,200	17,008
Sugar, 16 Dutch Standard and above (I. G)—	Tons	Tons	Tons	Tons	Tons					
United Kingdom	13,722	2,808	..	15,708	6,151	69,05,020	23,73,580	57	64,85,873	30,08,854
Cyprus	50	20,080
Aden and Dependencies	2,804	1,121	3,618	3,251	1,712	15,06,450	8,46,810	18,50,262	12,20,435	7,74,999
Mesopotamia †	—	—	7,082	13,030	5,293	—	—	41,27,880	59,05,450	23,55,863
Bahrain Island	856	1,103	1,859	1,855	2,132	5,34,540	8,54,890	9,34,102	7,17,678	9,78,123

* As shown as a Foreign Country from 1923-24.
 † Shown as "Tanganyika Territory" under the British Empire from 1921-22.
 ‡ Included in Turkey, Asiatic prior to 1921-22.

No. 15—continued

ARTICLES, AND COUNTRIES OF FINAL DESTINATION; ALSO SHARE OF EACH PROVINCE	QUANTITY					VALUE				
	1919-20	1920-21	1921-22	1922-23	1923-24	1919-20	1920-21	1921-22	1922-23	1923-24
	Tons	Tons	Tons	Tons	Tons	R	R	R	R	R
<i>Sugar—continued</i>										
<i>Sugar, 16 Dutch Standard and above (I. G)—continued</i>										
Maldives	2	..	2	1	2	1,200	1,370	572	408	720
Ceylon	1,389	857	2,578	2,485	1,407	7,93,710	6,22,880	18,15,808	9,12,546	6,10,404
Straits Settlements (including Labuan)	2	5	..	5,602	..	850	5,080	75	25,21,172	2,260
Hongkong	5	1	1	3,500	500	380	8	..
Egypt*	2,111	2,208	339	11,09,150	17,98,560	1,27,170
Zanzibar and Pemba	592	508	1,234	2,384	1,575	2,68,870	3,87,590	5,21,122	8,79,112	6,42,254
Kenya Colony	1,315	1,763	1,579	1,892	857	6,33,460	12,60,440	6,88,941	6,70,187	9,54,508
Tanganyika Territory	183	417	132	81,709	1,50,352	62,368
Uganda Protectorate	5	1,600	..
Somaliand Protectorate	234	9	184	40	..	1,01,450	6,800	95,476	14,776	..
Anglo-Egyptian Sudan	26	45	..	10,605
Mauritius and Dependencies	25	10	12,870
Seychelles	7	16	92	200	..	7,200	6,416	30,225	85,108
Other British Possessions	360	230
TOTAL BRITISH EMPIRE	23,112	10,445	18,670	46,762	10,521	1,10,32,270	81,61,050	97,50,210	1,95,09,705	88,89,013
Germany	100	995	..	90,830	5,45,983
Netherlands	1,020	202	..	10,44,300	..	50	1,21,403
Belgium	14,862	2,199	976	59,44,629	17,66,150	5,29,223
France	2,594	1,699	538	11,06,410	6,98,922	2,83,665
Spain	251	14,37,100	2,51,130
Italy	3,059	17,61,010	32,47,310	1,42,091
Greece	2,864	3,866	398	2,72,000
Servia	499	2,38,470
Roumania	898	3,15,360	11,63,940	1,20,553
Turkey, European	748	1,424	371	5,07,390	4,18,730	1,28,617
Turkey, Asiatic	350
Levant and Black Sea	867	510	11,10,430	16,58,840
Red Sea	1,992	1,789	54,57,550	88,05,710
Persian Gulf	8,149	10,498
Syria	20	8,000
Armenia	12	7,899
Maskat Territory and Trucial Oman	789	625	1,576	1,750	2,207	4,87,710	4,60,140	7,32,983	7,20,173	0,84,803
Other Native States in Arabia	1,163	1,040	3,789	3,713	3,295	6,45,070	7,94,540	18,16,436	14,09,354	13,41,758
Persia	6,042	8,228	6,159	7,521	4,713	88,31,430	70,06,540	36,14,253	33,92,168	20,69,992
Henjam Island	1	10	4	1	820	4,250	4,400	1,440	2,837
Java	28	..	1,950	939	1,045	15,010	..	8,62,088	2,99,298	3,72,856
Slam	4	2,060	14,681
Egypt*	862	3,21,570
Portuguese East Africa	53	117	92	62	..	35,740	55,031	38,917	21,988
German East Africa †	242	70	1,21,170	60,070
Italian East Africa (Somali-land and Eritrea)	516	94	287	452	385	2,42,820	74,930	1,26,019	1,75,321	1,61,543
French Somaliand	284	..	25	1,47,140	..	15,000
United States of America— via Atlantic Coast	31,348	2,77,86,750
Other Foreign Countries	12	..	16
TOTAL FOREIGN COUNTRIES	45,100	63,186	18,925	16,200	16,280	2,36,19,070	5,46,70,900	72,84,226	67,25,048	71,78,088
<i>Share of Bengal</i>	<i>32,899</i>	<i>23,926</i>	<i>4,902</i>	<i>16,249</i>	<i>9,974</i>	<i>1,49,06,440</i>	<i>2,04,39,510</i>	<i>23,11,419</i>	<i>60,49,096</i>	<i>46,72,691</i>
.. Bombay	28,345	37,549	19,034	40,319	15,399	1,66,82,740	3,18,31,130	1,01,77,084	1,63,67,050	64,30,946
.. Sind	6,463	12,082	8,666	6,372	10,128	39,53,480	1,94,38,940	45,40,886	27,27,288	49,55,690
.. Madras	73	3	200	70,540	4,592
.. Burma	6	1	..	2	..	2,480	2,630	5	1,914	7,775
TOTAL	68,212	73,031	32,595	62,962	35,501	3,55,45,340	6,28,31,950	1,70,34,496	2,62,35,348	1,60,67,101
<i>Sugar, 15 Dutch Standard and below (I. G) —</i>										
Aden and Dependencies	6	..	1	2,236	..	100
Other British Possessions	1	260
TOTAL BRITISH EMPIRE	..	1	6	..	1	..	260	2,236	..	100
Native States in Arabia other than Maskat Territory and Trucial Oman	20	7,444
<i>Share of Bengal</i>	<i>..</i>	<i>..</i>	<i>..</i>	<i>..</i>	<i>1</i>	<i>..</i>	<i>60</i>	<i>..</i>	<i>..</i>	<i>100</i>
.. Bombay	26	9,730
.. Burma	1	200
TOTAL	..	1	26	..	1	..	260	9,730	..	100

* Shown as a Foreign country from 1923-24.

† Shown as "Tanganyika Territory" under the British Empire from 1921-22.

GENERAL EXPORTS

(902)

FOREIGN MERCHANDISE

No. 15—continued

ARTICLES, AND COUNTRIES OF FINAL DESTINATION; ALSO SHARE OF EACH PROVINCE	QUANTITY					VALUE				
	1919-20	1920-21	1921-22	1922-23	1923-24	1919-20	1920-21	1921-22	1922-23	1923-24
	Tons	Tons	Tons	Tons	Tons	R	R	R	R	R
<i>Confectionery (I. G.)—</i>										
United Kingdom	1	3	1	1	7	2,780	4,400	2,250	10,032	297
Aden and Dependencies									760	850
Mesopotamia *			10	2				25,018	6,176	2,930
Bahrain Islands	3	15	3	4	5	3,260	6,230	5,180	5,565	6,461
Ceylon	2	1		30		2,540	120	30	38,311	210
Straits Settlements (including Labuan)				1	1			100	3,549	3,681
Hongkong									1,200	1,600
Kenya Colony			1	1		460	300	2,000	1,750	
Victoria								100		
New South Wales										1,033
Australian Commonwealth (Total)								100		1,033
Other British Possessions	1		1			690	720	949	755	230
TOTAL BRITISH EMPIRE	7	19	16	46	6	9,730	11,860	35,622	68,088	17,382
Germany										2,870
Netherlands			1					1,255		
Turkey, Asiatic										
Red Sea	1	4				1,600	7,570			
Persian Gulf										
Maskat Territory and Trucial Oman	33	35				63,570	52,410			
Other Native States in Arabia	2				2	2,640	1,070	1,908	1,598	3,374
Peria	6	3	5		6	7,010	4,550	10,688	2,862	4,825
Java	13	1	1		2	16,750	3,970	2,366	1,474	4,672
China (exclusive of Hongkong and Macao)				3	3				25	3,282
United States of America—Via Atlantic Coast	9					33,480	60			
Other Foreign Countries	1					630	640	50	56	
TOTAL FOREIGN COUNTRIES	65	43	7	5	13	1,25,680	70,870	16,287	15,899	21,456
Share of Bengal	9		1	4	3	33,480	60	100	3,969	5,317
" Bombay	43	54	20	3	8	65,540	47,430	42,858	21,124	14,646
" Sind	19	8	2	1	7	34,650	35,120	3,951	4,092	11,704
" Madras	1			38		1,740			49,302	2,390
" Burma					1		120			3,781
TOTAL	72	62	23	51	19	1,35,410	82,730	51,919	83,987	38,838
<i>Total Sugar—</i>										
United Kingdom	13,722	2,308		15,715	6,151	69,05,150	23,73,580	156	64,95,905	30,00,151
Cyprus	50					20,080				
Aden and Dependencies	2,395	1,124	3,625	3,252	1,713	15,08,230	8,51,300	18,54,798	12,21,185	7,76,949
Mesopotamia			7,092	13,032	5,293			41,52,893	50,11,532	23,58,853
Bahrain Islands	859	1,118	1,862	1,859	2,137	5,37,800	8,61,120	9,39,282	7,23,243	9,81,581
Maldives	2		2	1	2	1,200	1,370	572	408	750
Ceylon	1,391	858	2,573	2,515	1,407	8,01,250	6,23,010	13,15,833	9,50,856	6,10,704
Straits Settlements (including Labuan)	2	6	1	5,603	1	850	5,260	175	25,24,721	6,840
Hongkong	5	1	1			3,500	500	380	1,206	
Egypt†	2,111	2,268	330			11,09,130	17,93,560	1,27,170		
Zanzibar and Pemba	532	503	1,234	2,384	1,575	2,69,270	3,87,590	5,21,322	3,79,112	6,42,444
Kenya Colony	1,316	1,763	1,580	1,893	857	6,83,920	12,60,740	6,90,941	6,71,917	3,56,118
Tanganyika Territory			183	417	132			92,009	1,50,352	57,358
Anglo-Egyptian Sudan					26			45		16,005
Uganda Protectorate				5					1,600	
Somaliand Protectorate	234	9	184	40		1,01,450	6,820	95,476	14,776	
Mauritius and Dependencies					25					12,370
Seychelles		7	16	92	209	160	7,920	6,616	30,225	85,106
Victoria								100		
New South Wales										1,033
Australian Commonwealth (Total)								100		1,033
Other British Possessions						10	360	350	755	
TOTAL BRITISH EMPIRE	23,119	10,465	18,692	46,808	19,528	1,19,42,000	81,73,170	97,28,118	1,95,77,793	89,98,495
Germany		100			995		90,830		50	5,42,783
Netherlands		1,020	1		101		10,44,300	1,255		1,31,303
Belgium	14,861	2,100			976	59,44,620	17,66,150			5,29,222
France	2,594			1,699	638	11,06,410			6,93,922	2,92,565
Spain		251					2,51,130			

* Included in Turkey, Asiatic prior to 1921-22.
† Shown as a Foreign country from 1923-24.

No. 15—continued

ARTICLES, AND COUNTRIES OF FINAL DESTINATION; ALSO SHARE OF EACH PROVINCE	QUANTITY					VALUE				
	1919-20	1920-21	1921-22	1922-23	1923-24	1919-20	1920-21	1921-22	1922-23	1923-24
Sugar—concluded										
<i>Total Sugar—continued</i>	Tons	Tons	Tons	Tons	Tons	R	R	R	R	R
Italy	3,059	14,37,100
Roumania	398	2,89,470
Servia	498	2,72,000
Greece	2,864	3,866	898	17,61,010	32,47,310	1,48,691
Turkey, European	747	1,424	801	8,16,860	11,63,940	1,20,553
Turkey, Asiatic	350	1,28,617
Levant and Black Sea	367	610	5,07,390	4,18,780
Red Sea	1,998	1,798	11,12,030	16,66,410
Persian Gulf	8,183	10,533	55,21,120	88,59,120
Syria	20	8,000
Armenia	13	7,899
Maskat Territory and Trucial Oman	791	625	1,576	1,750	2,209	4,60,350	4,61,810	7,84,846	7,21,771	9,88,177
Other Native States in Arabia	1,169	1,053	3,814	3,718	3,301	6,52,080	7,99,090	18,34,613	14,12,216	13,46,568
Persia	6,054	8,289	6,160	7,521	4,715	38,48,180	70,10,510	26,16,619	38,08,642	20,74,574
Benjam Island	..	1	10	4	1	320	4,830	4,460	1,496	2,837
Java	28	..	1,950	941	1,045	15,010	..	8,62,038	3,05,925	3,72,856
Sumatra	4	2,000	14,681
China (exclusive of Hong-kong and Macao)	8	3	25	3,282	5,785
Egypt*	812	3,21,570
Portuguese East Africa	..	53	117	91	52	..	85,740	55,081	33,917	21,988
German East Africa †	242	70	1,21,230	60,150
Italian East Africa (Somaliland and Eritrea)	516	94	287	482	385	2,42,820	74,930	1,26,019	1,75,321	1,61,548
French Somaliland	284	..	25	1,47,440	480	15,000
United States of America— Via Atlantic Coast	9	31,348	83,480	2,77,66,810
Other Foreign Countries	270	..	12	..	16
TOTAL FOREIGN COUNTRIES	45,165	63,229	13,952	16,205	16,293	2,37,38,750	5,47,41,770	73,08,017	67,41,542	71,99,544
<i>Share of Bengal</i>	<i>32,908</i>	<i>33,926</i>	<i>4,903</i>	<i>16,273</i>	<i>9,978</i>	<i>1,49,39,920</i>	<i>2,04,39,730</i>	<i>23,11,619</i>	<i>60,68,065</i>	<i>46,78,608</i>
Bombay	28,837	37,603	19,980	40,327	15,107	1,67,48,280	3,18,78,500	1,02,30,272	1,63,78,174	64,45,591
Sind	6,489	12,090	8,558	6,373	10,436	39,88,130	1,90,23,162	45,49,837	27,31,380	49,67,394
Madras	2	73	3	38	..	1,940	70,540	4,602	49,892	2,590
Burma	5	2	..	2	1	2,480	2,980	8	1,914	11,668
TOTAL	68,284	73,694	32,844	63,013	35,821	3,56,80,750	6,29,14,940	1,70,96,135	2,63,10,835	1,01,00,039
Tea, black (I. H)—										
United Kingdom	Lbs. 279,265	Lbs. 49,764	Lbs. 744	Lbs. 455	Lbs. 557	2,26,460	32,200	1,544	409	447
Palestine	1,145	1,150
Aden and Dependancies	34,031	2,273	700	9,760	..	27,490	2,510	350	7,820	..
Mesopotamia †	30,566	29,145	39,371	26,273	18,545	29,300
Bahrain Islands	7,443	100	2,580	27,308	8,400	7,440	200	1,055	21,184	7,075
Ceylon	20,785	8,780	13,112	168	..	17,990	3,970	6,663	84	..
Egypt*	9,242	28,886	428	17,598	..	7,640	25,780	327	12,622	..
Natal	..	2,920	900	1,740	300
Zanzibar and Pemba	3,675	..	1,529	..	895	2,800	..	831	..	575
Kenya Colony	14,995	18,230	5,601	2,180	4,225	11,750	11,010	3,344	1,425	2,029
Anglo-Egyptian Sudan	7,948	14,080	7,100	11,504
Other British Possessions	900	270	862	1,011	100	680	190	429	646	62
TOTAL BRITISH EMPIRE	370,286	101,173	62,522	95,571	68,773	3,02,250	77,000	42,016	69,285	53,042
France	8,416	110	..	56	..	6,720	180	..	84	..
Italy	..	7,550	10	..	7,550	25
Austria	950	1,440
Hungary	8,912	9,780
Turkey, Asiatic
Levant and Black Sea	2,135	1,079	1,810	1,290
Red Sea	3,401	23,695	2,810	21,810
Persian Gulf	260,160	30,220	2,11,330	26,690
Syria	436	559	2,172	362	690	1,925
Maskat Territory and Trucial Oman	123,277	36,695	6,831	1,340	7,451	1,08,110	28,410	5,022	825	6,160
Other Native States in Arabia	67,280	4,755	2,311	16,534	12,750	56,600	4,170	1,910	18,950	10,200
Persia	238,154	95,920	50,980	64,912	197,807	2,16,290	82,480	40,757	46,450	1,98,594
Egypt*	55,898	20,767
Portuguese East Africa	5,029	14,412	3,730	2,517	2,947	4,370	10,770	2,384	1,783	3,176
Madaascar	..	2,760	1,170

* Shown as a Foreign country from 1923-24.
† Shown as a " Tanganyika Territory " under the British Empire from 1921-22.
‡ Included in Turkey, Asiatic prior to 1921-22.

GENERAL EXPORTS

(904)

FOREIGN MERCHANDISE

No. 15—continued

ARTICLES, AND COUNTRIES OF FINAL DESTINATION; ALSO SHARE OF EACH PROVINCE	QUANTITY					VALUE				
	1919-20	1920-21	1921-22	1922-23	1923-24	1919-20	1920-21	1921-22	1922-23	1923-24
Tea, black (I. E.)—continued	Lbs.	Lbs.	Lbs.	Lbs.	Lbs.	R	R	R	R	R
Italian East Africa (Somaliland and Eritrea)	6,630	4,621
French Somaliland	1,275	1,000
United States of America—Via Atlantic Coast	45,176	41,200
Other Foreign Countries	1,140	216	241	750	230	1,000	240	220	710	288
TOTAL FOREIGN COUNTRIES	763,961	216,911	64,529	86,668	166,854	6,61,070	1,84,710	50,575	64,422	2,47,496
Share of Bengal	209,713	56,661	..	168	..	1,67,920	40,850	..	84	..
.. Bombay	923,103	351,338	125,460	126,797	276,438	7,84,130	2,13,880	91,311	98,188	2,63,716
.. Sind	1,120	9,788	1,224	54,076	59,039	880	7,390	838	34,536	36,716
.. Madras	14	22	..
.. Burma	311	197	377	1,184	150	390	210	442	877	111
TOTAL	1,134,247	317,984	127,051	182,230	335,627	9,63,320	2,62,310	92,591	1,33,707	3,00,538
Tea, green (I. E.)—	Lbs.	Lbs.	Lbs.	Lbs.	Lbs.					
Egypt*	1,450	1,364	120	430	—	1,640	2,010	240	625	—
Anglo-Egyptian Sudan	—	—	168	743	363	—	—	304	1,117	464
Other British Possessions	794	..	38	754	..	508
TOTAL BRITISH EMPIRE	1,450	1,364	1,082	1,182	711	1,640	2,010	1,298	1,742	964
Turkey, Asiatic
Red Sea	24,800	8,201	—	—	—	32,960	11,130	—	—	—
Syria	326	745	682	1,302	..
Native States in Arabia other than Maskat Territory and Trucial Oman	162	..	14,236	13,301	2,404	280	..	18,557	15,740	2,400
Persia	..	2,998	362	7,006	174	..	2,790	405	6,540	174
Egypt†	50	50
Portuguese East Africa	..	100	..	256	1,126	..	510	..	240	1,625
Other Foreign Countries	..	126	..	60	215	..	190	..	52	145
TOTAL FOREIGN COUNTRIES	25,061	12,375	14,924	21,458	4,059	33,240	14,620	19,544	23,964	4,394
Share of Bombay	26,511	11,739	16,006	22,640	4,771	34,830	16,630	20,842	25,706	5,363
Total Tea—	Lbs.	Lbs.	Lbs.	Lbs.	Lbs.					
United Kingdom	279,265	49,704	744	455	573	2,26,480	32,200	1,544	309	467
Pakistan	1,145	1,150
Aden and Dependencies	34,031	2,273	700	9,760	..	27,490	2,510	350	7,320	..
Mesopotamia†	37,306	29,145	39,371	20,973	18,545	29,200
Bahrain Islands	7,443	100	2,614	27,308	8,480	7,440	200	2,009	21,134	7,235
Ceylon	20,736	3,780	13,112	168	..	17,990	3,970	6,663	84	..
Egypt*	10,692	30,200	548	18,035	..	9,280	27,790	567	13,247	..
Natal	..	2,920	900	1,740	300
Zanzibar and Pemba	3,676	..	1,529	..	895	2,800	..	831	..	575
Kenya Colony	14,905	13,230	5,001	2,180	4,477	11,760	11,010	3,344	1,425	3,254
Anglo-Egyptian Sudan	168	8,631	14,443	304	8,217	11,968
Other British Possessions	900	270	362	1,011	100	680	190	429	646	62
TOTAL BRITISH EMPIRE	371,736	102,537	63,604	96,753	69,494	3,03,890	79,610	43,314	71,027	51,011
France	8,416	100	..	50	..	6,720	140	..	84	..
Italy	..	7,550	10	..	7,560	25
Austria	950	1,440
Hungary	8,912	9,760
Turkey, Asiatic
Levant and Black Sea	2,135	1,205	1,810	1,480
Red Sea	23,300	31,980	35,770	32,940
Persian Gulf	260,160	20,220	2,11,380	26,600
Syria	762	1,304	2,172	964	1,982	1,925
Maskat Territory and Trucial Oman	123,277	30,015	6,831	1,340	1,451	1,08,140	28,410	5,022	825	6,160
Other Native States in Arabia	67,442	4,755	16,647	29,925	16,244	56,880	4,170	20,367	29,690	12,600
Persia	238,154	98,918	51,342	71,918	197,981	2,11,290	95,220	41,162	52,990	1,98,768
Egypt*	35,948	20,817
Portuguese East Africa	5,629	15,372	3,730	2,773	4,07	4,370	11,200	2,354	2,023	5,001
Madagascar	..	2,760	1,170
Italian East Africa (Somaliland and Eritrea)	6,630	4,621
French Somaliland	1,275	1,000

* Included in Turkey, Asiatic prior to 1921-22.

† Shown as a Foreign country from 1913-24.

No. 15—continued

ARTICLES, AND COUNTRIES OF FINAL DESTINATION; ALSO SHARE OF EACH PROVINCE	QUANTITY					VALUE				
	1919-20	1920-21	1921-22	1922-23	1923-24	1919-20	1920-21	1921-22	1922-23	1923-24
Total Tea (I. H.)—continued										
United States of America—	Lbs.	Lbs.	Lbs.	Lbs.	Lbs.	£	£	£	£	£
<i>Vid Atlantic Coast</i>	44,176	41,260
Other Foreign Countries	1,140	216	241	810	445	1,000	240	220	792	533
TOTAL FOREIGN COUNTRIES	789,022	229,186	79,453	108,126	270,913	6,94,310	1,99,330	70,119	88,866	2,51,890
<i>Share of Bengal</i>	209,713	66,661	..	168	..	1,67,920	40,860
<i>Bombay</i>	949,614	265,077	141,456	149,437	281,208	8,29,070	2,30,490	1,12,153	1,23,894	2,69,073
<i>Sind</i>	1,120	2,788	1,224	54,076	59,039	380	7,390	538	34,636	36,776
<i>Madras</i>	14
<i>Burma</i>	377	197	377	1,184	150	350	270	442	877	172
TOTAL	1,180,763	331,723	143,057	204,870	340,397	9,08,200	2,78,040	1,13,433	1,59,413	3,05,911
Textiles—										
Cotton—										
RAW (II. M.)—	Tons	Tons	Tons	Tons	Tons					
United Kingdom	..	592	991	2,323	2,376	..	18,21,110	17,98,910	44,94,131	50,28,320
Aden and Dependencies	..	1	..	116	380	..	2,38,050	..
Ceylon	4	8,750
Straits Settlements (including Labuan)	..	116	2,03,690
Other British Possessions	1	1	750	840	..
TOTAL BRITISH EMPIRE	..	709	992	2,440	2,380	..	20,85,180	17,94,660	47,33,021	50,37,070
Germany	94	325	171	1,21,400	4,89,300	2,67,064
Belgium	..	2	..	108	18	..	4,800	..	1,61,075	35,200
France	..	3	60	81	188	..	10,200	1,16,800	1,07,600	3,63,500
Spain	..	101	176	176	80	..	4,82,680	3,10,000	3,06,890	1,40,000
Italy	607	12	6,73,800	25,100
Maskat Territory and Trucial Oman	..	5	4	3,640	8,000
China (exclusive of Hongkong and Macao)	17	20	30,000	35,000
Japan	1,088	3,341	8,884	35,94,300	47,10,790	76,23,580
Other Foreign Countries	..	8	70	400	..	6	425
TOTAL FOREIGN COUNTRIES	..	119	2,322	3,655	4,373	70	5,01,720	41,50,500	64,79,461	84,90,660
<i>Share of Bombay</i>	..	828	3,314	5,038	6,475	70	25,86,900	59,45,160	1,00,51,107	1,30,76,575
<i>Sind</i>	1,057	278	11,61,375	4,51,164
TOTAL	..	828	3,314	6,095	6,753	70	25,86,900	59,45,160	1,12,12,482	1,35,27,739
Wool and yarn (I.I.K. Q.)—	Lbs.	Lbs.	Lbs.	Lbs.	Lbs.					
United Kingdom	2,541	10	2,000	5,707	3,967	3,850	2,630	1,800	9,034	6,576
Aden and Dependencies	17,600	33,390	42,875	105,094	160,513	42,780	1,05,100	1,12,860	2,55,681	3,46,664
Mesopotamia *	6,200	29,800	18,000	14,450	64,912	39,082
Ceylon	16,300	9,127	8,042	29,236	6,105	26,800	26,070	17,378	44,046	10,492
Straits Settlements (including Labuan)	12,400	5,300	2,800	13,500	400	15,220	9,100	3,270	21,400	680
Hongkong	590,200	..	146,096	40,000	..	7,28,910	..	2,65,706	65,750	..
Egypt †	800	20,600	..	44,900	..	2,000	50,550	..	70,000	..
Zanzibar and Pemba	1,800	600	2,800	1,600	600	2,090	1,800	5,250	3,725	1,800
Kenya Colony	2,500	..	1,776	3,500	..	3,400
Somaliland Protectorate	..	2,400	1,600	10,200	3,200
Other British Possessions	..	490	..	550	500	..	600	..	1,000	500
TOTAL BRITISH EMPIRE	641,641	71,827	214,913	270,437	191,861	8,21,450	2,06,050	4,31,484	5,36,548	4,08,663
Belgium	..	4,000	12,000
Turkey, European	40,000	20,640
Turkey, Asiatic
Levant and Black Sea	20,000	60,000
Red Sea	336	360
Persian Gulf	27,506	3,940	52,080	12,730
Syria	1,800	800	15,600	8,100	1,000	16,500
Maskat Territory and Trucial Oman	85,201	31,335	11,780	107,360	97,894	1,11,190	47,600	10,835	1,23,799	1,32,270
Other Native States in Arabia	600	3,060	501	1,750	4,937	1,000
Persia	111,615	218,850	117,445	1,023,023	1,102,776	2,63,780	4,09,310	1,92,290	15,22,436	15,08,031
Siam	25,200	62,500	3,300	56,000	88,203	5,100
China (exclusive of Hongkong and Macao)	266,811	..	20,000	4,14,830	..	31,700
Japan	1,744,800	..	171,648	20,90,500	..	3,72,600	..	80,000
Egypt †	85,800
German East Africa ‡	800	1,000
Italian East Africa (Somaliland and Eritrea)	4,800	10,900	5,200	13,350	27,755	12,275
French Somaliland	1,200	2,400	600	..	514	4,800	11,300	2,400	..	952
TOTAL FOREIGN COUNTRIES	2,257,260	280,525	353,873	1,209,448	1,351,584	29,98,630	5,82,940	6,98,025	17,73,180	17,77,986

* Shown as a Foreign country from 1923-24.

† Included in Turkey, Asiatic prior to 1921-22.

‡ Shown as "Tanganyika Territory" under the British Empire from 1921-22.

GENERAL EXPORTS

(906)

FOREIGN MERCHANDISE

No. 15—continued

ARTICLES, AND COUNTRIES OF FINAL DESTINATION; ALSO SHARE OF EACH PROVINCE	QUANTITY					VALUE				
	1919-20	1920-21	1921-22	1922-23	1923-24	1919-20	1920-21	1921-22	1922-23	1923-24
Textiles—continued										
Cotton—continued										
Twist and yarn (III. Q)—										
continued										
Share of Bengal	Lbs. 668,111	Lbs. 1,400	Lbs. 211,344	Lbs. 21,000	Lbs. 10	₹ 9,11,260	₹ 3,230	₹ 3,79,806	₹ 31,279	₹ 22
" Bombay	2,245,605	310,490	351,675	1,432,869	1,337,233	27,44,680	7,12,340	7,42,495	22,32,678	21,77,654
" Sind	3,549	16,335	425	95	..	6,730	31,070	750	150	..
" Madras	11,610	4,127	4,342	6,921	5,780	17,440	12,350	6,428	8,621	8,618
" Burma	70,035	..	1,300	20,000	422	1,10,970	..	1,030	36,000	664
TOTAL	2,898,910	332,352	668,766	1,479,885	1,543,445	38,20,080	7,88,090	11,20,509	23,08,728	21,80,846
MANUFACTURES—										
Canvas (III. Q)—										
United Kingdom	Yards ..	Yards 4,207	Yards ..	Yards 1,048	Yards	14,260	..	2,793	..
Aden and Dependencies	454	181	580	1,350	848	980	400	1,700	3,300	1,540
Mesopotamia *	—	—	4,278	1,225	1,500	—	—	8,558	1,200	931
Ceylon	1,619	588	7,386	183	2,099	1,130	1,200	6,425	382	4,704
Straits Settlements (including Labuan)	3,132	3,510	76	360	..	4,100	6,230	100	360	..
Natal	4,500	2,000	..
Zanzibar and Pemba	40	80	326	2,578	..	20	100	1,376	5,378	..
Kenya Colony	266	10,813	..	441	351	440	26,270	..	525	451
Mauritius and Dependencies	1,294	1,010
Other British Possessions	357	..	655	160	1,050	600	..	925	400	1,734
TOTAL BRITISH EMPIRE	6,868	20,653	13,225	11,840	6,748	7,450	50,060	10,082	16,333	9,424
Turkey, Asiatic
" Persian Gulf	7,328	4,831	—	—	—	12,350	8,600	—	—	—
" Persia	2,635	3,019	741	4,890	204	2,180	5,570	1,465	7,291	361
" Java	2,527	18,497
" Siam	3,546	19,630	6,900	13,950	..	6,560	80,766	8,955	17,800
" Other Foreign Countries	2,168	1,200	350	41	..	2,500	960	422	111
TOTAL FOREIGN COUNTRIES	9,963	13,564	24,298	12,140	14,195	14,510	23,350	51,078	16,668	18,276
Share of Bengal	150	834
" Bombay	12,295	32,662	34,658	22,549	20,062	17,350	69,610	60,837	29,476	25,459
" Sind	365	539	284	200	60	410	780	640	350	146
" Madras	16	298	64	183	671	130	700	136	388	1,234
" Burma	3,135	718	2,527	1,048	..	4,100	2,320	18,497	2,793	..
TOTAL	15,831	34,217	37,523	23,980	20,948	21,990	73,410	70,160	33,001	27,702
Handkerchiefs and Shawls										
in the piece (III. Q)—										
United Kingdom	No. ..	No. 2,424	No. ..	No. ..	No.	1,700
Aden and Dependencies	934	12,236	1,850	13,960
Mesopotamia *	188,720	78,540	80,532	—	—	2,77,325	1,16,849	60,750
Bahrain Islands	16,252	71,519	19,110	46,398	6,000	31,640	1,04,760	26,325	50,071	7,200
Ceylon	19,994	7,500	11,595	12,600	1,760	8,890	1,870	4,005	3,750	750
Straits Settlements (including Labuan)	4,740	3,300	680	2,000	504	3,940	1,400	3,460	800	980
Egypt†	3,273	3,020
Zanzibar and Pemba	1,560	2,400	240	850	1,500	65
Kenya Colony	1,040	2,746	680	1,950
Mauritius and Dependencies	612	2,700	500	1,225
Other British Possessions	1,752	156	1,240	380	..	500	60	802	490	..
TOTAL BRITISH EMPIRE	46,272	106,216	174,285	139,918	98,696	47,800	1,30,720	3,13,007	1,71,960	69,630
Turkey, Asiatic
" Levant and Black Sea	300	800
" Red Sea	10,180	9,219	3,740	13,860
" Persian Gulf	281,973	385,495	1,92,100	6,31,460
" Maskat Territory and Trucial Oman	24,172	19,616	..	4,200	5,888	31,770	26,920	..	3,050	5,598
" Other Native States in Arabia	5,256	15,036	9,487	6,450	6,928	6,380	20,400	16,358	18,000	6,618
" Persia	298,207	42,746	30,342	45,018	9,052	1,02,560	60,110	27,520	60,287	6,018
" Siam	1,400	2,400	..	420	..	1,600	1,900	..	200	..
" Egypt†	2,205	2,000
" Portuguese East Africa	7,195	26,632	3,612	4,560	10,760	6,410	14,450	632	2,390	2,667
" Réunion	2,400	1,950
" Italian East Africa (Somaliland and Eritrea)	3,075	3,000

* Included in Turkey, Asiatic prior to 1921-22.
† Shown as a Foreign country from 1923-24.

No. 15—continued

ARTICLES AND COUNTRIES OF FINAL DESTINATION; ALSO SHARE OF EACH PROVINCE	QUANTITY					VALUE				
	1919-20	1920-21	1921-22	1922-23	1923-24	1919-20	1920-21	1921-22	1922-23	1923-24
	No.	No.	No.	No.	No.	R	R	R	R	R
Textiles—continued										
Cotton—continued										
MANUFACTURES—continued										
<i>Handkerchiefs and shawls</i>										
<i>in the piece (III. Q)</i>										
continued										
United States of America— Via Atlantic Coast	..	1,191	..	42,264	670	..	6,200	..
Other Foreign Countries	144	1,200	..	100	275	..
TOTAL FOREIGN COUNTRIES	628,777	504,735	52,496	104,112	84,033	3,43,900	7,70,320	47,510	82,262	23,101
<i>Share of Bengal</i>	1,608	1,191	..	42,864	..	400	670	..	7,400	..
.. <i>Bombay</i>	672,431	608,988	224,175	201,166	122,485	3,89,880	8,99,210	3,55,295	2,46,822	92,431
.. <i>Sind</i>	880	772	2,396	1,440	1,160	5,100
.. <i>Burma</i>	210	..	144	122	..	300
TOTAL	675,049	610,951	226,781	244,030	122,029	8,91,700	9,01,040	3,60,517	2,54,222	92,731
Hostery (III. Q)—										
United Kingdom	800	2,300	455	..	50
Gibraltar	1,750
Aden and Dependencies	34,390	42,080	59,502	88,300	47,481
Mesopotamia*	3,85,289	1,34,085	90,358
Arabian Islands	18,090	8,660	18,985	9,070	25,599
Ceylon	41,260	21,480	1,70,964	80,261	18,850
Straits Settlements (including Labuan)	7,540	2,670	4,550	2,305	2,325
Federated Malay States	10,760	193
Hongkong	3,010	700	2,563	..
Egypt	9,140	6,890
Natal	50,740	23,010	36,571	4,990	6,894
Zanzibar and Pemba	38,800	43,840	66,838	83,594	70,776
Kenya Colony	63,990	59,270	56,871	70,169	1,50,018
Tanganyika Territory	22,277	25,640	30,258
Anglo-Egyptian Sudan	1,600	1,625	900
Mauritius and Dependencies	30,500	30,660	9,750	30,915	1,738
Seychelles	2,200	6,150	2,750	2,690	2,050
Western Australia	20,005	..
Australian Commonwealth (Total)	20,005	..
Other British Possessions	400	..	120
TOTAL BRITISH EMPIRE	3,03,040	2,51,790	8,25,502	5,12,212	4,47,110
Germany	1,491
Italy	2,900	..	930	650
Turkey, Asiatic
Levant and Black Sea	2,150
Red Sea	7,070	8,670
Persian Gulf	10,89,000	2,04,680
Mascat Territory and Trucial Oman	4,200	4,140	2,250	2,870	6,278
Other Native States in Arabia	12,090	410	20,223	9,746	11,935
Persia	2,86,510	1,36,100	1,20,189	1,50,974	1,20,346
Java	860	5,770	6,375
Sum	2,990	1,650	1,016	2,409	550
Philippine Islands and Guam	6,200
China (exclusive of Hongkong and Macao)	1,250	..	676
Japan	14,900	9,680	14,880	2,010	5,300
Egypt	20,410	1,57,870	1,90,371	1,20,117	1,24,220
Portuguese East Africa
Madagascar	6,270	17,000
Réunion	28,190
German East Africa	8,800	12,690
Italian East Africa (Somali- land and Eritrea)	4,200	1,200	1,050	400	1,250
French Somaliland	450
United States of America— Via Atlantic Coast	50,951	420	140
Other Foreign Countries	1,324	..
TOTAL FOREIGN COUNTRIES	14,70,270	6,81,950	4,29,181	2,91,200	2,72,110
<i>Share of Bengal</i>	470	4,860	80,377	3,135	..
.. <i>Bombay</i>	17,13,110	8,92,960	11,47,201	7,87,746	7,16,736
.. <i>Sind</i>	63,410	23,990	25,993	7,608	11,841
.. <i>Madras</i>	1,700	10	453
.. <i>Burma</i>	9,620	10,920	1,112	4,923	250
TOTAL	17,78,310	9,32,740	12,64,688	8,03,412	7,19,279

* Included in Turkey, Asiatic, prior to 1921-22.

† Shown as a Foreign country from 1923-24.

‡ Shown as "Tanganyika Territory" under the British Empire from 1921-23.

GENERAL EXPORTS

FOREIGN MERCHANDISE

No. 15—continued

ARTICLES, AND COUNTRIES OF FINAL DESTINATION; ALSO SHARE OF EACH PROVINCE	QUANTITY					VALUE				
	1919-20	1920-21	1921-22	1922-23	1923-24	1919-20	1920-21	1921-22	1922-23	1923-24
Textiles—continued						R	R	R	R	R
Cotton—continued										
MANUFACTURES—continued										
<i>Lace and patent net (III Q.)—</i>	Yards	Yards	Yards	Yards	Yards					
United Kingdom	300	100	597	600	40	1,055
Aden and Dependencies	12,500	852	2,360	16,600	..	11,200	200	2,476	7,760	..
Mesopotamia*	2,030	3,165
Bahrein Islands	300	6,248	70	8,700
Ceylon	5,284	1,360	6,460	700
Straits Settlements (including Labuan)	21,795	1,850	250	14,930	2,400	600
Hongkong	..	2,440	5	2,170	10
Egypt†	6,000	8,000
Kenya Colony	250	470	310	1,000
Other British Possessions	1,115	500	889	778	..	410	300	669	600	..
TOTAL BRITISH EMPIRE	47,544	6,142	5,681	16,378	7,608	36,930	6,110	7,874	8,350	4,490
Turkey, Asiatic
Red Sea	..	2,710	950
Persian Gulf	140,244	17,400	57,540	8,340
Native States in Arabia other than Maskat Terr- itory and Trucal Oman	70	..	3,062	150	..	2,200
Persia	53,174	40,075	1,400	480	6,639	36,160	17,240	2,100	300	5,625
Java	5,842	3,259	8,270	2,400
Siam	..	6,080	330	3,050	405
Portuguese East Africa	800	2,528	500	..	92	1,050	1,240	800	..	184
German East Africa†	..	2,000	2,100
Other Foreign Countries	385	..	300	470	..	450
TOTAL FOREIGN COUNTRIES	200,395	74,043	2,600	480	9,793	1,03,490	35,320	3,905	800	8,009
<i>Share of Bombay</i>	<i>247,939</i>	<i>80,185</i>	<i>8,276</i>	<i>16,853</i>	<i>17,401</i>	<i>1,40,470</i>	<i>41,430</i>	<i>11,769</i>	<i>8,650</i>	<i>12,499</i>
<i>" Burma</i>	<i>..</i>	<i>..</i>	<i>5</i>	<i>..</i>	<i>..</i>	<i>..</i>	<i>..</i>	<i>10</i>	<i>..</i>	<i>..</i>
TOTAL	247,939	80,185	8,281	16,853	17,401	1,40,470	41,430	11,779	8,650	12,499
Piece Goods—										
<i>Grey (unbleached) (III. Q.)—</i>	Yards	Yards	Yards	Yards	Yards					
United Kingdom	213	157,456	2,352	8,229	1,350	100	1,04,890	3,137	10,411	1,760
Palestine	24,700	24,100	10,917	10,465
Aden and Dependencies	15,771,822	14,999,150	16,677,326	18,214,930	11,108,461	82,95,630	82,86,720	72,27,985	69,64,930	40,26,055
Mesopotamia*	3,776,698	4,025,050	6,808,949	18,18,458	17,20,822	26,17,570
Bahrein Islands	1,462,890	2,174,010	1,608,446	1,734,262	1,950,654	7,55,680	12,74,360	7,17,805	6,93,355	7,74,216
Maldives	..	2,926	3,204	2,190	2,140
Ceylon	479,208	356,033	826,902	961,784	731,499	3,00,440	2,25,390	4,95,281	4,92,012	3,24,207
Straits Settlements (including Labuan)	286,963	398,699	73,449	193,203	194,816	1,80,290	2,26,680	40,551	1,08,069	91,321
Federated Malay States	333,750	120,313	6,820	33,283	34,345	2,18,930	79,000	6,814	19,232	16,121
Hongkong	580,000	1,965	2,44,125	1,293	..
Egypt†	4,440,050	3,385,590	1,049,720	89,375	..	23,38,210	18,36,000	3,45,900	47,375	..
Natal	3,030	209,660	56,000	1,600	..	1,700	88,630	27,000	600	..
Zanzibar and Pemba	1,074,564	944,215	2,048,318	2,814,638	1,766,910	5,68,200	5,31,250	9,35,167	12,16,536	6,78,822
Kenya Colony	1,214,408	2,521,944	6,976,196	9,239,907	5,610,449	6,43,700	14,89,480	29,60,466	36,59,249	21,81,742
Tanganyika Territory	1,121,680	2,692,200	2,416,980	4,91,917	10,73,742	9,11,666
Somaland Protectorate	36,000	11,024
Anglo-Egyptian Sudan	6,452,395	4,880,950	3,943,500	24,61,330	18,50,881	11,62,300
Mauritius and Dependencies	89,610	75,000	21,530	57,100	40,840	41,800	47,110	12,692	22,460	19,720
Seychelles	84,649	24,300	42,470	48,248	40,320	29,460	20,130	21,275	18,670	17,815
New South Wales	27,000	1,440	9,208	650	..
<i>Australian Commonwealth (Total)</i>	<i>..</i>	<i>..</i>	<i>27,000</i>	<i>1,440</i>	<i>..</i>	<i>..</i>	<i>..</i>	<i>9,208</i>	<i>650</i>	<i>..</i>
Fiji Islands	1,000	..	1,280	500	..	800
Other British Possessions	615	215	..
TOTAL BRITISH EMPIRE	25,242,157	25,399,296	40,387,785	45,017,279	33,911,273	1,33,64,390	1,42,10,640	1,78,33,080	1,79,11,410	1,28,29,380
Belgium	22,500	9,875
Greece	90,000	10,320	..	48,000	4,124	..
Turkey, Asiatic
Levant and Black Sea	916,000	6,890	4,84,350	12,170
Red Sea	1,131,086	916,976	5,91,300	6,35,340
Persian Gulf	747,702	2,559,645	4,38,420	14,55,360
Syria	40,000	55,600	24,400	21,725

No. 15—continued.

ARTICLES, AND COUNTRIES OF FINAL DESTINATION; ALSO SHARE OF EACH PROVINCE	QUANTITY					VALUE				
	1919-20	1920-21	1921-22	1922-23	1923-24	1919-20	1920-21	1921-22	1922-23	1923-24
Textiles—continued										
Cotton—continued						R	R	R	R	R
MANUFACTURES—continued										
Piece goods—continued										
Grey (unbleached) (III. Q)— continued	Yards	Yards	Yards	Yards	Yards					
Smyrna	—	—	1,445	—	—	1,800
Market Territory and Trucial Oman	917,095	1,034,483	1,090,266	945,091	1,314,752	4,89,300	5,87,320	4,61,021	3,87,801	5,12,729
Other Native States in Arabia	1,632,800	1,466,206	3,554,829	2,071,175	2,729,162	8,93,160	8,81,350	15,44,612	8,13,935	10,98,408
Persia	703,319	891,458	1,127,270	791,546	1,420,375	3,86,020	5,40,910	5,67,891	3,45,348	6,01,192
Benjam Island	..	1,760	1,150
Java	..	1,385,100	313,800	6,900	7,73,510	1,16,960	5,750	..
Siam	790	2,460	45,000	580	22,500	490	1,460	19,000	310	9,000
China (exclusive of Hong- kong and Macao)	203,800	..	154,893	2,100	95,000	1,06,900	..	79,389	1,363	35,000
Japan	2,099,145	..	992,350	184,800	..	9,06,000	..	4,79,982	90,435	..
Egypt*	—	—	—	—	73,500	—	—	—	—	50,025
Portuguese East Africa	41,230	131,107	179,239	309,573	353,508	17,780	81,360	1,03,171	1,46,474	1,42,548
Madagascar	58,600	60,900	29,000	32,600
Réunion	1,600	34,900	900	21,910
German East Africa†	196,800	292,120	1,06,400	1,64,570
Italian East Africa (Somali- land and Eritrea)	1,757,500	505,639	1,195,665	2,372,680	221,238,900	8,98,910	2,78,230	5,44,345	10,09,254	3,95,809
French Somaliland	2,537,518	11,65,850
Abyssinia	25,467	15,250
Other Foreign Countries	2,982	100	..	1,510	60	..
TOTAL FOREIGN COUNTRIES	13,036,950	9,299,354	8,682,244	6,734,665	3,325,797	65,54,890	58,97,770	39,38,421	28,29,334	28,55,806
Share of Bengal	1,118,586	1,133,974	823,865	115,449	67,848	5,79,591	8,36,110	2,93,016	67,577	31,416
" Bombay	35,891,721	32,053,188	46,861,115	51,243,981	40,433,029	2,86,12,430	1,60,66,030	2,06,88,767	2,04,60,236	1,53,66,073
" Sind	606,400	402,432	894,634	239,689	419,614	3,10,650	2,76,640	4,81,478	1,18,337	1,98,378
" Madras	664,817	658,958	85,616	161,911	226,579	3,67,970	3,98,910	53,080	94,543	99,319
" Burma	97,585	98	404,800	114	..	43,640	90	1,55,161	60	..
TOTAL	38,279,107	34,658,650	49,070,030	51,752,144	41,137,070	1,99,19,280	1,95,77,810	2,17,71,501	2,07,40,763	1,56,86,186
White (bleached) (III. Q)—	Yards	Yards	Yards	Yards	Yards					
United Kingdom	3,251	13,624	40,163	32,430	44,729	2,600	26,470	27,451	19,459	32,700
Gibraltar	860	6,300	360	140	1,760	100
Aden and Dependencies	979,504	587,456	827,227	358,561	619,612	5,95,350	2,92,520	3,40,770	1,42,004	1,74,137
Mesopotamia‡	—	—	172,276	89,595	169,040	—	—	54,737	52,246	88,494
Bahrain Islands	2,175,705	547,388	1,564,283	1,165,707	978,049	11,46,510	2,92,450	6,62,963	4,60,839	4,41,522
Maldives	2,720	2,200	1,504	400	3,300	2,240	2,200	1,514	200	2,600
Ceylon	302,085	167,644	623,162	501,666	488,284	2,03,090	1,52,090	4,14,022	3,67,323	2,93,213
Straits Settlements (includ- ing Labuan)	82,138	232,759	35,141	146,090	186,360	44,550	1,77,700	26,790	92,168	1,07,618
Federated Malay States	128,456	15,100	1,800	57,159	16,700	91,900	12,150	6,000	34,304	10,490
Hongkong	110,365	15,518	1,040	2,400	3,927	59,150	18,470	830	1,516	2,957
Egypt*	89,400	400	..	2,200	..	30,590	310	..	1,225	..
Natal	3,104	134,300	8,000	7,540	..	1,410	81,200	5,500	8,130	..
Zanzibar and Pemba	159,440	207,354	153,302	150,578	204,828	68,370	1,02,070	93,073	68,710	99,594
Kenya Colony	132,470	177,157	169,980	298,407	96,840	77,710	1,18,960	1,13,676	1,71,167	48,768
Tanganyika Territory	17,915	8,866	20,148	11,565	4,662	9,330
Somaliland Protectorate	900	1,200
Anglo-Egyptian Sudan	88,846	5,625	17,018	24,840	6,817	10,250
Mauritius and Dependencies	208,750	248,446	35,741	105,474	145,397	93,950	1,50,580	26,867	53,969	75,601
Seychelles	18,430	39,765	24,080	25,010	31,559	9,930	30,270	16,625	11,752	19,626
Other British Possessions	600	..	589	990	..	434
TOTAL BRITISH EMPIRE	4,396,178	2,395,411	3,626,880	2,957,708	2,976,339	23,67,590	14,54,240	18,29,519	14,90,990	14,17,222
Turkey, Asiatic
Red Sea	296,759	393,724	1,57,260	2,14,390
Persian Gulf	3,116,003	757,447	17,41,020	4,35,780
Market Territory and Trucial Oman	1,936,273	1,062,999	1,624,523	1,326,302	1,105,338	9,20,450	5,62,140	6,60,656	5,36,347	4,32,626

* Shown as a Foreign country from 1923-24.
† Shown as "Tanganyika Territory" under the British Empire from 1921-22.
‡ Included in Turkey, Asiatic prior to 1921-22.

GENERAL EXPORTS

(910)

FOREIGN MERCHANDISE

No. 15—continued

ARTICLES, AND COUNTRIES OF FINAL DESTINATION; ALSO SHARE OF EACH PROVINCE	QUANTITY					VALUE				
	1919-20	1920-21	1921-22	1922-23	1923-24	1919-20	1920-21	1921-22	1922-23	1923-24
Textiles—continued										
Cotton—continued										
MANUFACTURES—continued										
Piece goods—continued										
White (bleached) (III. Q)— continued	Yards	Yards	Yards	Yards	Yards	R	R	R	R	R
Other Native States in Arabia	956,389	321,522	1,089,121	715,269	786,029	5,10,940	1,48,300	4,93,654	3,13,650	2,96,791
Persia	7,789,482	2,185,662	2,302,858	1,629,828	1,717,204	48,06,570	12,19,400	11,14,117	7,33,873	7,14,052
Sumatra	1,110	4,020	5,200	910	4,850	2,700
Java	8,781	800	440	725	..	4,080	430	325	780	..
Siam	4,340	19,400	6,362	..	1,000	3,220	9,900	4,187	..	2,000
Indo-China (including Cochinchina, Cambodia, Annam, Tonkin, and French leased territories in China)	1,200	56	2,400	1,000	70	1,695
China (exclusive of Hongkong and Macao)	232,489	921	807	1,29,350	460	454
Japan	123,859	..	62,500	1,040	..	75,030	..	30,287	1,220	..
Portuguese East Africa	84,842	122,469	121,685	67,332	106,895	37,600	81,460	93,781	47,194	59,552
Madagascar	35,127	17,753	26,700	18,000
Réunion	34,991	29,700
German East Africa*	11,520	5,678	5,600	6,830
Italian East Africa (Somaliland and Eritrea)	8,392	..	1,000	4,406	..	4,730	..	1,200	4,600	..
French Somaliland	1,300	1,200
United States of America— Via Atlantic Coast	24,899	18,125	..
Other Foreign Countries	600	1,100	..	360	120	230	770	..	198	75
TOTAL FOREIGN COUNTRIES	14,808,096	4,923,601	5,209,789	3,774,602	3,876,036	70,25,290	27,33,281	28,99,307	16,61,297	15,10,307
Share of Bengal	454,124	231,030	91,164	121,577	187,440	2,31,300	1,52,030	57,374	64,600	97,763
" Dombay	16,480,936	5,865,073	6,338,031	5,436,929	5,791,672	99,09,220	33,55,750	33,14,839	25,75,319	25,16,000
" Sind	1,772,028	1,085,022	1,816,761	986,943	601,103	8,33,740	6,59,420	7,94,306	3,92,392	2,25,969
" Madras	238,754	127,665	58,670	166,059	156,271	1,78,940	1,12,890	41,990	1,04,014	82,764
" Burma	59,332	10,222	32,043	26,802	5,539	34,630	7,330	19,317	15,962	5,094
TOTAL	19,004,274	7,319,012	8,836,669	6,732,310	6,652,375	1,02,92,980	41,87,470	42,28,826	31,52,287	29,27,599
Coloured, printed, or dyed— (III. Q)—	Yards	Yards	Yards	Yards	Yards					
United Kingdom	14,791	95,221	446,497	305,184	123,148	14,250	1,21,010	8,04,191	3,36,651	1,10,544
Gibraltar	240	1,640	720	180	1,250	300	..
Aden and Dependencies	735,946	593,498	769,284	1,208,430	1,089,667	3,86,910	3,98,370	4,39,130	5,04,333	5,89,705
Mesopotamia †	909,791	745,886	533,380	7,94,792	4,69,179	2,71,144
Bahrain Islands	3,337,552	2,185,460	951,197	1,046,941	1,973,418	15,04,289	11,18,230	4,99,201	5,03,207	6,21,280
Maldives	135	1,840	7,820	4,000	3,300	450	2,240	6,540	2,800	2,110
Ceylon	496,868	322,238	1,677,195	2,023,177	691,271	2,94,980	2,27,080	15,38,994	12,60,944	4,78,284
Straits Settlements (including Labuan)	304,496	330,452	315,043	317,148	133,251	4,19,680	2,77,380	2,56,862	2,28,281	1,00,256
Federated Malay States	974,692	53,488	81,105	56,618	20,058	6,90,380	37,510	64,258	44,715	13,064
Hongkong	9,638	24,093	62,046	8,339	3,523	9,830	28,500	55,075	6,364	2,884
Egypt †	58,205	79,048	19,843	1,800	..	42,120	51,850	12,316	2,000	..
Cape of Good Hope	5,280	1,200	2,000	3,525	1,200	800
Natal	11,363	113,937	146,474	11,880	21,098	10,030	65,330	1,00,227	9,300	17,200
Zanzibar and Pemba	144,874	225,014	411,633	146,207	314,129	1,01,850	1,39,690	2,08,372	87,943	1,66,181
Kenya Colony	528,085	302,625	380,546	1,027,567	1,580,111	2,35,630	1,88,550	2,48,663	5,14,044	7,52,816
Tanganyika Territory	275,069	118,526	74,605	1,10,634	49,530	41,040
Somaliland Protectorate	600	600	..
Anglo-Egyptian Sudan	18,878	22,748	11,240	13,825	14,250	7,000
Mauritius and Dependencies	84,890	392,103	86,832	100,047	105,262	52,400	4,51,770	77,404	2,20,836	85,660
Seychelles	27,080	34,490	17,657	24,400	27,200	13,750	19,810	9,660	9,000	12,000
South Australia (including Northern Territory)	2,880	1,500	..
Victoria	10	..	4,452	10	..	3,600
New South Wales	27,906	80	14,700	300	..
Australian Commonwealth (Total)	10	..	32,358	2,960	..	10	..	18,200	1,300	..
New Zealand (including Nauru and British Samoa)	11,000	13,920
Fiji Islands	1,900	..	5,880	1,230	..	4,963
TOTAL BRITISH EMPIRE	7,720,925	4,664,715	6,618,077	7,262,378	6,121,541	36,75,490	31,11,330	48,53,899	43,71,877	32,33,592

* Shown as "Tanganyika Territory" under the British Empire from 1921-22.
† Included in Turkey, Asiatic nr. or to 1921-22.

No. 15—continued

ARTICLES, AND COUNTRIES OF FINAL DESTINATION: ALSO SHARE OF EACH PROVINCE	QUANTITY					VALUE				
	1919-20	1920-21	1921-22	1922-23	1923-24	1919-20	1920-21	1921-22	1922-23	1923-24
Sugar—concluded										
<i>Total Sugar—continued</i>	Tons	Tons	Tons	Tons	Tons	R	R	R	R	R
Italy	3,059	14,37,100
Roumania	898	2,88,470
Serbia	498	2,72,000
Greece	2,864	3,866	898	17,61,010	32,47,310	1,48,691
Turkey, European	747	1,424	801	8,16,360	11,63,940	1,20,553
Turkey, Asiatic	350	1,28,617
Levant and Black Sea	867	610	5,07,390	4,18,730
Red Sea	1,998	1,798	11,12,030	16,66,410
Persian Gulf	8,182	10,533	55,21,120	88,59,120
Syria	20	8,000
Armenia	13	7,899
Mascat Territory and Trucial Oman	791	625	1,576	1,750	2,209	4,60,850	4,61,810	7,84,846	7,21,771	9,88,177
Other Native States in Arabia	1,189	1,053	3,814	3,713	3,301	6,52,080	7,99,090	18,34,613	14,12,216	13,46,558
Persia	6,054	8,239	6,160	7,521	4,715	38,48,180	70,10,510	26,16,619	38,93,642	20,74,574
Kenjam Island	..	1	10	4	1	320	4,830	4,460	1,496	2,887
Java	28	..	1,950	941	1,046	15,010	..	8,62,088	3,05,925	8,72,856
Slam	4	2,060	14,681
China (exclusive of Hong- kong and Macao)	8	3	26	3,282	5,785
Egypt*	812	3,21,570
Portuguese East Africa	..	58	117	91	52	..	85,740	55,081	33,917	21,988
German East Africa †	242	70	1,21,230	60,150
Italian East Africa (Somali- land and Eritrea)	516	94	287	482	385	2,42,820	74,930	1,26,019	1,75,821	1,61,548
French Somaliland	284	..	25	1,47,440	480	15,000
United States of America— Via Atlantic Coast	9	31,348	83,480	2,77,66,810
Other Foreign Countries	270	..	12	..	16
TOTAL FOREIGN COUNTRIES	45,166	63,229	13,952	16,205	16,293	2,37,88,750	5,47,41,770	78,08,017	67,41,542	71,99,544
<i>Share of Bengal</i>	32,908	23,926	4,903	16,273	9,978	1,49,39,920	2,04,39,730	23,11,519	66,58,086	46,78,608
Bombay	23,887	37,603	19,080	40,327	15,107	1,67,48,380	3,18,78,500	1,02,30,272	1,68,78,174	64,45,591
Sind	6,489	12,090	8,558	6,373	19,436	39,88,130	1,96,23,162	45,49,837	27,31,380	49,67,394
Madras	2	73	8	38	..	1,940	70,540	4,502	49,892	2,590
Burma	6	2	..	2	1	2,480	2,980	8	1,914	11,686
TOTAL	68,284	73,694	32,644	63,013	35,821	3,56,80,750	6,29,14,940	1,70,96,135	2,63,19,835	1,01,00,639
Tea, black (I. H.)—										
United Kingdom	Lbs. 279,265	Lbs. 49,764	Lbs. 744	Lbs. 455	Lbs. 557	2,26,460	32,200	1,544	409	447
Palestine	1,145	1,150
Adon and Dependencies	34,081	2,278	700	9,760	..	27,400	2,510	350	7,820	..
Mesopotamia †	30,566	29,145	39,371	26,273	18,546	29,300
Bahrain Islands	7,443	100	2,580	27,308	8,400	7,440	200	1,935	21,184	7,075
Ceylon	20,785	3,780	13,112	168	..	17,990	3,970	6,663	64	..
Egypt*	9,242	28,886	428	17,598	..	7,640	25,780	327	12,622	..
Natal	..	2,920	900	1,740	300
Zanzibar and Pemba	3,075	..	1,529	..	895	2,800	..	831	..	575
Kenya Colony	14,995	13,230	5,601	2,180	4,225	11,750	11,010	3,344	1,425	2,929
Anglo-Egyptian Sudan	7,948	14,080	7,100	11,504
Other British Possessions	900	270	362	1,011	100	680	190	429	646	62
TOTAL BRITISH EMPIRE	870,286	101,173	62,522	95,571	63,773	3,02,250	77,000	42,016	69,285	53,042
France	8,416	10	..	66	..	6,720	180	..	84	..
Italy	..	7,550	10	..	7,550	26
Austria	950	1,440
Hungary	8,912	9,780
Turkey, Asiatic
Levant and Black Sea	2,195	1,079	1,810	1,290
Red Sea	3,401	23,695	2,810	21,810
Persian Gulf	280,180	30,220	2,11,330	26,690
Syria	436	550	2,172	362	690	1,925
Mascat Territory and Trucial Oman	123,277	38,695	6,831	1,340	451	1,08,100	28,410	5,022	825	6,160
Other Native States in Arabia	67,280	4,755	2,311	16,534	12,750	56,600	4,170	1,810	18,950	10,200
Persia	238,154	95,920	50,980	64,912	197,807	2,16,290	82,430	40,757	46,450	1,98,594
Egypt*	5,898	20,707
Portuguese East Africa	5,629	14,412	3,739	2,517	2,947	4,370	10,710	2,384	1,783	3,176
Madagascar	..	2,760	1,170

* Shown as a Foreign country from 1923-24.

† Shown as a "Tanganyika Territory" under the British Empire from 1921-22.

‡ Included in Turkey, Asiatic prior to 1921-22.

GENERAL EXPORTS

FOREIGN MERCHANDISE

(912)

No. 15—continued

ARTICLES, AND COUNTRIES OF FINAL DESTINATION; ALSO SHARE OF EACH PROVINCE	QUANTITY					VALUE				
	1919-20	1920-21	1921-22	1922-23	1923-24	1919-20	1920-21	1921-22	1922-23	1923-24
						R	R	R	R	
<i>Textiles—continued</i>										
<i>Cotton—continued</i>										
<i>MANUFACTURES—continued</i>										
<i>Piece goods—continued</i>										
<i>Total Piece goods—</i>	Yards	Yards	Yards	Yards	Yards					
United Kingdom	18,255	374,836	489,012	405,674	175,993	16,950	2,55,820	4,24,779	4,21,616	1,48,396
Gibraltar	360	6,540	2,000	720	..	140	1,910	1,350	300	..
Palestine	—	—	..	24,700	24,100	—	—	..	10,917	10,465
Adon and Dependencies	17,487,272	16,180,102	18,273,837	19,779,921	12,321,079	92,16,990	89,46,620	80,07,885	77,01,267	47,41,497
Mesopotamia*	—	—	4,858,755	4,860,531	7,511,369	—	—	26,67,982	22,42,247	29,77,208
Bahrein Islands	6,976,147	4,966,858	4,124,576	3,950,464	4,302,121	34,06,490	26,85,040	18,80,269	10,57,901	18,37,018
Maldives	2,855	6,966	12,588	4,400	6,630	2,680	6,630	10,194	3,000	4,610
Ceylon	1,278,161	845,915	3,054,341	3,489,038	1,861,004	7,98,510	6,04,560	24,66,647	21,42,279	10,95,704
Straits Settlements (includ- ing Labuan)	673,597	966,310	423,633	656,441	514,436	4,44,470	6,82,610	3,23,209	4,28,518	3,05,195
Federated Malay States	1,436,898	183,901	89,725	147,060	71,103	10,01,260	1,29,560	77,072	98,251	39,675
Hongkong	120,963	39,611	643,085	12,704	7,450	68,980	41,970	3,00,030	9,172	5,841
Egypt†	4,587,655	3,465,038	1,089,543	87,375	—	24,10,920	18,88,100	3,58,276	50,600	—
Cape of Good Hope	5,220	1,200	2,000	3,525	1,200	800
Natal	17,497	457,897	210,474	21,020	21,098	12,740	2,35,060	1,32,727	13,030	17,200
Zanzibar and Pemba	1,378,878	1,376,583	2,618,758	3,111,423	2,284,967	7,28,420	7,73,010	12,36,612	13,67,189	9,39,597
Kenya Colony	1,872,983	3,091,720	7,526,722	10,565,781	7,326,400	9,57,000	17,96,010	33,22,805	43,45,080	29,63,326
Tanganyika Territory	—	—	1,414,664	2,819,592	2,511,733	—	—	6,14,116	11,27,934	9,62,086
Somaliand Protectorate	36,900	600	12,224	600	..
Anglo-Egyptian Sudan	—	—	5,510,119	4,009,323	3,071,758	—	—	24,09,995	18,71,948	11,80,210
Mauritius and Dependencies	384,250	715,549	144,103	352,621	300,499	1,89,240	6,49,420	1,16,968	2,97,265	1,81,049
Seychelles	130,159	98,525	84,207	97,658	99,079	53,120	70,210	47,560	89,422	49,441
British Guiana	516	215	..
South Australia (including Northern Territory)	2,880	1,500	..
Victoria	10	..	4,452	10	..	3,600
New South Wales	55,508	1,520	24,798	950	..
Australian Commonwealth (Total)	10	..	59,958	4,400	..	10	..	28,398	2,450	..
New Zealand (including Nauru and British Samoa)	11,000	13,920
Fiji Islands	1,900	..	3,180	..	6,400	500	..	2,080	..	5,397
TOTAL BRITISH EMPIRE	38,365,960*	32,732,357	50,655,475	55,303,001	42,910,258	1,93,08,460	1,87,80,410	2,46,24,698	2,38,32,381	1,74,84,504
Netherlands	580	898	..
Belgium	1,925	22,500	4,613	9,375
France	1,923	480	3,392	2,830	700	2,506	..
Italy	3,503	5,484	4,900	8,227	..
Greece	90,000	321	..	10,320	..	48,000	2,420	..	4,124	..
Turkey, Asiatic
Levant and Black Sea	916,000	6,600	—	—	—	4,84,850	12,170	—	—	—
Red Sea	1,778,301	1,666,795	—	—	—	9,41,450	9,72,000	—	—	—
Persian Gulf	10,180,515	4,659,229	—	—	—	60,23,250	28,81,450	—	—	—
Syria	—	—	..	40,000	50,920	—	—	..	24,460	22,400
Smyna	—	—	1,445	—	—	1,800
Mascat Territory and Trucial Oman	5,167,515	4,605,404	5,561,132	4,522,768	5,068,861	26,74,360	25,65,910	25,22,630	20,42,595	22,12,882
Other Native States in Arabia	3,178,486	2,029,202	5,121,920	3,155,776	3,822,508	16,95,930	11,45,550	23,09,352	13,26,103	15,64,287
Penia	22,562,442	11,683,346	8,433,879	7,724,281	6,636,150	1,36,79,360	68,35,440	48,47,959	39,42,772	31,65,995
Hanjam Island	9,085	4,460	..	8,720	28,755	3,370	3,120	..	4,450	14,440
Sumatra	5,050	4,120	5,800	5,110	4,910	3,600
Java	58,501	1,615,190	367,148	33,609	2,000	4,860	9,31,010	1,67,915	20,923	1,075
Slam	54,628	79,900	78,629	39,545	46,738	26,290	52,110	41,005	40,201	23,475
Indo-China (including Cochin- China, Cambodia, Annam, Tonkin and French leased territories in China)	2,910	56	2,400	2,000	70	1,905
China (exclusive of Hongkong and Macao)	458,232	1,236	182,493	7,013	122,635	2,63,270	820	90,889	4,253	48,957
Japan	2,726,826	20,000	1,055,550	216,040	41,800	12,47,750	7,400	5,11,169	1,51,390	18,250
Egypt†	—	—	—	—	73,620	—	—	—	—	80,085
Portuguese East Africa	319,391	605,762	969,064	1,054,433	972,954	1,59,370	3,70,240	6,37,859	4,46,382	4,12,006
Madagascar	105,387	130,925	60,650	89,560
Réunion	6,000	90,239	4,900	70,170

* Included in Turkey, Asiatic, prior to 1921-22.
† Shown as a Foreign country from 1923-24.

No. 15—continued

ARTICLES, AND COUNTRIES OF FINAL DESTINATION; ALSO SHARE OF EACH PROVINCE	QUANTITY					VALUE				
	1919-20	1920-21	1921-22	1922-23	1923-24	1919-20	1920-21	1921-22	1922-23	1923-24
						R	R	R	R	R
Textiles—continued										
Cotton—continued										
MANUFACTURES—continued										
Piece goods—continued										
Total Piece goods—continued	Yards	Y rd	Yards	Yards	Yards					
German East Africa*	259,595	463,518	—	—	—	1,31,740	2,35,550	—	—	—
Italian East Africa (Somaliland and Britches)	1,797,203	534,192	1,210,006	2,381,488	1,254,644	9,04,630	3,02,100	5,50,045	10,17,494	4,05,949
French Somaliland	2,599,383	..	1,300	11,90,200	..	1,200
Abyssinia	26,487	15,250
United States of America— Via Atlantic Coast	..	47	3,335	58,501	50	8,204	58,286	..
TOTAL FOREIGN COUNTRIES	52,286,410	28,253,380	23,016,376	10,268,059	18,158,375	2,95,05,640	1,64,80,060	1,17,14,877	91,06,541	79,29,861
Share of Bengal	1,930,357	1,799,178	1,016,731	316,545	270,097	10,11,840	10,76,950	5,07,661	2,12,823	1,54,264
.. Bombay	76,253,326	61,085,168	64,673,764	69,330,823	56,822,509	4,20,67,410	2,99,15,100	3,15,75,567	3,01,00,054	2,32,96,495
.. Sind	7,932,126	6,853,409	5,933,035	4,076,662	3,228,711	41,21,660	33,91,950	35,57,065	20,94,679	15,47,471
.. Madras	2,221,612	1,196,567	520,820	784,515	683,965	15,27,380	8,05,000	3,54,896	4,92,163	3,63,499
.. Burma	314,950	56,115	518,501	50,575	66,351	1,75,810	68,410	2,44,386	33,203	52,696
TOTAL	88,652,370	69,990,737	73,671,851	74,571,120	61,077,638	4,89,04,100	3,52,60,470	3,62,39,575	3,20,38,922	2,54,14,425
Rope (III. C)—	Lbs.	Lbs.	Lbs.	Lbs.	Lbs.					
Aden and Dependencies	342	56	58	1,112	50	90
Other British Possessions	1,880	1,204	224	2,019	936	1,250	2,720	64	890	1,744
TOTAL BRITISH EMPIRE	1,680	1,204	566	2,075	994	1,250	2,710	1,176	940	1,834
Persia	532	9,694	532	168	288	530	16,220	824	105	243
Other Foreign Countries	974	616	672	590	930	150
TOTAL FOREIGN COUNTRIES	1,506	10,310	1,204	168	288	1,120	17,210	974	105	243
Share of Bombay	3,186	11,514	1,770	2,243	1,282	2,370	19,930	2,160	1,045	2,077
Thread, sewing (III. G)—	Lbs.	Lbs.	Lbs.	Lbs.	Lbs.					
Aden and Dependencies	4,647	6,937	5,759	5,072	4,067	6,590	12,970	13,730	8,549	6,419
Mesopotamia†	—	—	14,270	16,205	4,738	—	—	37,580	40,869	11,210
Bahrain Islands	4,875	3,030	800	4,700	2,350	8,690	7,130	1,600	7,200	4,150
Maldives	112	..	1,098	..	20	170	..	1,800	..	15
Ceylon	2,672	1,822	2,534	3,303	2,795	4,960	4,970	5,426	7,112	6,471
Straits Settlements (including Labuan)	576	108	2	..	25	2,300	540	5	..	50
Natal	..	712	790	400	2,480	..	1,930	1,800	950	9,350
Zanzibar and Pemba	1,594	1,679	4,708	504	2,516	3,670	2,350	7,325	1,200	4,310
Kenya Colony	5,031	3,075	3,744	5,916	14,586	6,860	6,040	5,630	10,460	22,125
Tanganyika Territory	—	—	3,931	2,015	2,067	—	—	4,995	4,940	3,875
Other British Possessions	168	108	90	244	325	200	220	220	887	430
TOTAL BRITISH EMPIRE	19,725	18,071	37,724	39,850	36,859	33,440	30,150	40,111	31,267	68,405
Turkey, Asiatic
Red Sea	12,361	4,300	—	—	—	14,750	6,770	—	—	—
Persian Gulf	110,701	18,962	—	—	—	2,98,890	48,770	—	—	—
Mascat Territory and Trucial Oman	3,005	744	1,750	1,868	2,540	4,050	1,640	2,227	2,050	3,700
Other Native States in Arabia	2,390	700	10,225	3,095	6,100	4,220	700	23,433	7,225	14,865
Persia	88,602	42,445	23,803	22,846	13,648	2,11,030	1,03,560	55,331	55,692	32,589
Japan	2,461	12,055
Portuguese East Africa	6,577	9,416	11,908	7,929	15,112	10,360	15,000	20,890	12,740	19,160
German East Africa*	224	1,132	—	—	—	300	1,400	—	—	—
Other Foreign Countries	326	216	175	100	78	500	210	786	250	100
TOTAL FOREIGN COUNTRIES	224,186	77,915	55,322	35,838	37,484	5,44,160	1,78,160	1,14,722	78,257	70,504
Share of Bengal	473	360	4,329	144	20	1,700	1,440	15,567	666	15
.. Bombay	2,12,277	94,333	83,314	74,484	73,978	5,72,400	2,08,500	1,77,632	1,57,505	1,17,927
.. Sind	329	1,135	380	1,068	216	2,350	3,830	1,161	1,350	720
.. Madras	104	..	23	1	129	250	..	50	4	247
.. Burma	228	108	900	540
TOTAL	243,911	95,986	93,046	75,697	74,343	5,77,800	2,14,310	1,94,833	1,59,524	1,38,609

* Shown as "Tanganyika Territory" under the British Empire from 192-27.
† Included in Turkey, Asiatic, prior to 1921-22.

GENERAL EXPORTS

(914)

FOREIGN MERCHANDISE

No. 15—continued

ARTICLES, AND COUNTRIES OF FINAL DESTINATION; ALSO SHARE OF EACH PROVINCE	QUANTITY					VALUE				
	1919-20	1920-21	1921-22	1922-23	1923-24	1919-20	1920-21	1921-22	1922-23	1923-24
Textiles—continued										
Cotton—continued										
MANUFACTURES—continued										
<i>Other sorts of manufactures (III. Q)—</i>	Lbs.	Lbs.	Lbs.	Lbs.	Lbs.	R	R	R	R	R
United Kingdom	3,021	10,078	40,569	7,468	3,107	5,070	12,620	64,727	23,647	4,570
Gibraltar	5,580	20	..	30	..	7,150	40	..	50	..
Aden and Dependencies	6,064	1,672	9,353	3,522	1,343	25,260	2,760	11,420	4,321	1,23
Mesopotamia*	—	—	6,987	7,002	5,783	—	—	13,522	19,373	4,98
Bahrain Islands	1,051	336	192	200	200	1,550	150	350	300	30
Ceylon	9,138	16,998	12,350	4,040	4,658	4,160	27,760	16,406	6,265	5,80
Straits Settlements (including Labuan)	2,042	11,200	16,994	2,896	1,027	3,430	27,890	19,350	7,240	2,26
Federated Malay States	1,000	8,500
Hongkong	5	..	2,166	121	8	10	..	4,350	605	1
Egypt†	3,904	12,524	672	1,008	—	4,700	15,120	3,180	1,600	—
Natal	3,145	520	6,344	840	..	6,480	1,150	11,047	1,61
Zanzibar and Pemba	8,776	2,485	1,048	168	560	9,950	7,340	2,563	140	51
Kenya Colony	15,842	193,495	107,094	45,419	34,134	22,630	2,82,390	90,930	46,316	27,11
Tanganyika Territory	—	—	2,605	50	..	—	—	2,435	100	..
Anglo-Egyptian Sudan	—	—	1,187	..	5,331	—	—	1,550	..	5,01
Mauritius and Dependencies	1,500	1,399	112	30	..	2,000	2,490	275	50	..
Victoria	392	648	1,110	1,974
New South Wales	386	..	2,390	990	..	1,11
Australian Commonwealth (Total)	392	1,034	..	2,390	..	1,110	2,964	..	1,11
Other British Possessions	100	300	..	112	70	320	660	..	100	1
TOTAL BRITISH EMPIRE	58,226	254,544	205,363	78,410	59,816	86,230	3,85,740	2,44,071	1,21,054	55,6
Turkey, European	448	2,078	6,384	1,660	3,000	23,000	..
Turkey, Asiatic
Red Sea	336	112	370	330
Persian Gulf	55,149	30,281	87,850	48,700
Mascat Territory and Trucial Oman	25	1,496	520	8,487	977	20	1,950	425	10,460	1,01
Other Native States in Arabia	694	108	3,942	1,401	..	940	260	4,230	1,835	..
Persia	27,335	13,953	8,164	1,220	2,562	43,830	25,930	19,778	1,884	6,81
Java	8,406	6,650	5,050	1,466	1,701	17,010	13,080	7,905	5,400	3,01
Siam	3,050	1,086	33,032	923	1,046	7,100	1,600	44,245	2,055	1,61
Japan	7,593	112	2,756	224	600	11,060	50	2,756	100	1,11
Portuguese East Africa	5,041	6,323	38,040	37,007	2,395	7,230	9,760	50,053	35,860	2,01
Réunion	3,044	4,240
German East Africa	7,143	10,310
French Somaliland	1,400	1,400
Italian East Africa (Somaliland and Eritrea)	490	424	..	1,080	410	..
Other Foreign Countries	80	220	1,421	1,305	445	870	700	2,340	2,278	1,11
TOTAL FOREIGN COUNTRIES	113,049	69,335	95,005	59,536	9,725	1,81,100	1,16,310	1,34,734	82,852	17,86
Share of Bengal	3,484	24,902	7,503	3,965	8,372	4,460	35,230	14,051	8,321	8,31
.. Bombay	160,656	292,383	265,780	123,024	60,963	2,64,280	4,68,470	2,96,809	1,67,238	64,45
.. Sind	6,703	4,899	3,072	3,309	..	7,380	5,340	3,250	2,362	..
.. Madras	312	236	34	470	770	246
.. Burma	120	1,459	23,929	7,648	6	240	2,190	64,449	26,385	..
TOTAL	171,275	323,870	300,368	137,946	19,541	2,67,330	6,02,050	3,78,805	2,04,806	72,81
Total value of Cotton manufactures (including Twist and Farn)—										
United Kingdom	—	—	—	—	—	28,020	2,89,370	4,93,036	4,57,782	1,59,60
Gibraltar	—	—	—	—	—	7,280	3,720	1,350	350	..
Palestine	—	—	—	—	—	—	—	..	10,017	10,46
Aden and Dependencies	—	—	—	—	—	93,39,490	91,24,090	82,14,684	80,10,218	51,44,01
Mesopotamia*	—	—	—	—	—	—	—	34,05,943	26,10,550	31,85,30
Bahrain Island	—	—	—	—	—	34,66,530	28,95,740	19,37,529	17,25,542	18,78,26
Maldives	—	—	—	—	—	2,860	7,230	12,394	3,000	4,021
Ceylon	—	—	—	—	—	8,92,170	6,90,830	28,77,341	22,84,145	11,44,30
Straits Settlements (including Labuan)	—	—	—	—	—	4,05,980	7,32,740	3,54,453	4,60,623	3,11,371
Federated Malay States	—	—	—	—	—	10,12,080	1,20,560	85,572	98,251	39,86
Hongkong	—	—	—	—	—	7,09,710	47,410	5,70,856	78,185	6,28
Egypt†	—	—	—	—	—	24,29,960	19,63,740	3,61,456	1,22,200	—
Cape of Good Hope	—	—	—	—	—	..	600	3,525	1,600	800

* Included in Turkey, Asiatic, prior to 1921-22.
 † Shown as a Foreign Country from 1923-24.
 ‡ Shown as "Tanganyika Territory" under the British Empire from 1921-22.

No. 15—continued

ARTICLES, AND COUNTRIES OF FINAL DESTINATION; ALSO SHARE OF EACH PROVINCE	QUANTITY					VALUE				
	1919-20	1920-21	1921-22	1922-23	1923-24	1919-20	1920-21	1921-22	1922-23	1923-24
Textiles—continued										
Cotton—continued										
MANUFACTURES—continued										
<i>Total value of Cotton manu- factures (including Twist and Yarn)—continued</i>										
Natal	—	—	—	—	—	63,880	2,65,480	1,72,310	32,067	31,594
Zanzibar and Pemba	—	—	—	—	—	7,84,510	8,30,240	13,10,588	14,61,221	70,16,533
Kenya Colony	—	—	—	—	—	10,51,860	21,72,930	34,79,786	44,78,530	31,80,500
Tanganyika Territory	—	—	—	—	—	—	—	6,45,248	11,58,930	9,97,869
Somáland Protectorate	—	—	—	—	—	..	10,200	15,464	600	..
Anglo-Egyptian Sudan	—	—	—	—	—	—	—	25,03,445	18,73,573	11,86,110
Mauritius and Dependencies	—	—	—	—	—	2,21,540	6,81,690	1,28,313	3,28,830	1,82,787
Seychelles	—	—	—	—	—	55,740	76,360	50,810	42,152	51,491
British Guiana	—	—	—	—	—	316	..
Western Australia	—	—	—	—	—	20,005	..
South Australia (including Northern Territory)	—	—	—	—	—	1,500	..
Victoria	—	—	—	—	—	10	1,100	5,574
New South Wales	—	—	—	—	—	25,788	950	1,170
<i>Australian Commonwealth (Total)</i>	—	—	—	—	—	10	1,100	31,362	22,456	1,170
New Zealand (including Nauru and Br. Samoa)	—	—	—	—	—	..	13,920	1,029
Fiji Islands	—	—	—	—	—	500	..	2,080	..	5,397
TOTAL BRITISH EMPIRE	—	—	—	—	—	2,06,51,130	1,98,49,750	2,64,47,005	2,52,80,945	1,85,49,337
Germany	—	—	—	—	—	2,018
Belgium	—	—	—	—	—	..	12,000	..	4,513	9,375
France	—	—	—	—	—	..	2,830	1,000	2,508	..
Italy	—	—	—	—	—	..	2,900	4,900	9,157	650
Greece	—	—	—	—	—	48,000	2,420	..	4,124	..
Turkey European	—	—	—	—	—	..	1,580	3,000	23,000	26,849
Turkey, Asiatic	—	—	—	—	—
Levant and Black Sea	—	—	—	—	—	5,47,800	12,170	—	—	—
Red Sea	—	—	—	—	—	9,67,740	10,02,060	—	—	—
Persian Gulf	—	—	—	—	—	78,13,430	39,35,750	—	—	—
Syria	—	—	—	—	—	8,100	25,400	38,900
Smyrna	—	—	—	—	—	2,460
Mascat Territory and Trucial Oman	—	—	—	—	—	28,24,990	26,48,100	25,47,367	21,89,344	23,61,797
Other Native States in Arabia	—	—	—	—	—	17,19,970	11,67,720	23,75,646	13,59,806	16,00,005
Persia	—	—	—	—	—	1,46,25,890	76,99,540	52,76,476	57,41,591	48,41,055
Hanjam Island	—	—	—	—	—	3,380	3,320	260	4,450	14,512
Sumatra	—	—	—	—	—	5,110	6,570	4,180
Java	—	—	—	—	—	75,100	9,52,860	2,00,692	26,598	4,075
Siam	—	—	—	—	—	36,070	66,030	1,72,913	1,42,233	48,591
Indo-China (including Cochin- China, Cambodia, Annam, Tonkin and French leased Territories in China)	—	—	—	—	—	2,900	70	..	464	1,995
Philippine Islands and Guam	—	—	—	—	—	9,200	..	110
China (exclusive of Hong- kong and Macáo)	—	—	—	—	—	6,79,720	820	1,24,145	4,253	48,957
Japan	—	—	—	—	—	83,64,300	17,130	9,13,912	1,53,500	19,700
Egypt*	—	—	—	—	—	1,12,085
Portuguese East Africa	—	—	—	—	—	2,12,730	5,60,580	9,01,305	6,19,911	5,67,801
Madagascar	—	—	—	—	—	67,020	1,06,560	700
Réunion	—	—	—	—	—	9,140	1,01,250
German East Africa†	—	—	—	—	—	1,41,900	2,62,540	—	—	—
Italian East Africa (Somáll- land and Eritrea)	—	—	—	—	—	9,16,680	3,03,300	5,73,445	10,10,959	4,19,474
French Somálland	—	—	—	—	—	11,96,450	12,900	3,600
Abyssinia	—	—	—	—	—	15,250
United States of America— Vid Atlantic Coast	—	—	—	—	—	..	1,430	63,465	65,400	170
Other Foreign Countries	—	—	—	—	—	200	1,786	952
TOTAL FOREIGN COUNTRIES	—	—	—	—	—	3,52,53,820	1,88,91,000	1,31,95,606	1,14,31,365	1,01,17,949

* Shown as a Foreign country from 1923-24.

† Shown as "Tanganyika Territory" under the British Empire from 1921-22.

GENERAL EXPORTS

(916)

FRUITS & HANDICR

No. 15--continued

ARTICLES, AND COUNTRIES OF FINAL DESTINATION, ALSO SHARE OF EACH PROVINCE	QUANTITY					VALUE				
	1910-20	1920-21	1921-22	1922-23	1923-24	1910-20	1920-21	1921-22	1922-23	1923-24
Textiles--continued										
Cotton--continued										
MANUFACTURES--concluded										
<i>Total value of Cotton manufactures (including twist and Yarn)--concluded</i>										
<i>Share of Bengal</i>	—	—	—	—	—	19,60,130	11,22,430	9,97,862	2,63,623	1,63,468
" <i>Bombay</i>	—	—	—	—	—	4,79,01,930	3,32,47,610	3,43,69,825	3,37,31,214	2,65,16,798
" <i>Sind</i>	—	—	—	—	—	41,82,850	34,61,120	36,93,962	21,06,999	16,60,177
" <i>Madras</i>	—	—	—	—	—	15,47,370	8,18,830	3,60,766	5,02,170	3,73,951
" <i>Burma</i>	—	—	—	—	—	3,01,640	84,360	3,29,606	1,08,304	53,504
TOTAL	—	—	—	—	—	6,50,03,950	5,87,84,370	3,96,42,011	8,67,13,310	2,86,61,286
TOTAL VALUE OF COTTON, RAW AND MANUFACTURES	—	—	—	—	—	6,59,04,050	4,18,21,270	4,55,67,171	4,79,24,792	4,21,05,025
Flax--										
MANUFACTURES--										
Canada (III. U)--										
United Kingdom	Yards 300	Yards 245	Yards 635	Yards ..	Yards. 1,987	600	1,470	4,090	..	2,484
Ceylon	..	290	186	727	672	..	880	723	1,921	6,753
Straits Settlements (including Labuan)	..	430	60	102	2,140	166	535	..
Other British Possessions	..	441	..	1,300	221	..	1,193	..	1,000	546
TOTAL BRITISH EMPIRE	300	1,406	871	2,129	2,880	600	5,680	4,978	3,456	9,783
Persia	600	1,155	..
Java	308	2,350
Other Foreign Countries	236	128	..	300	..	860	370	..	300	..
TOTAL FOREIGN COUNTRIES	544	128	..	900	..	3,210	370	..	1,455	..
<i>Share of Bengal</i>	308	30	236	570	409	2,350	120	889	1,808	6,227
" <i>Bombay</i>	..	866	..	2,059	2,471	..	3,460	..	2,503	3,566
" <i>Sind</i>	536	400	..	1,480	440	..	600	..
" <i>Madras</i>	..	638	60	2,000	130
" <i>Burma</i>	576	3,960
TOTAL	844	1,594	871	3,029	2,880	3,810	6,050	4,979	4,911	9,783
Piece-goods (III. U)--										
Mesopotamia *	Yards	Yards	Yards	Yards	Yards.					
Straits Settlements (including Labuan)	346	2,657	..
Hongkong	351	1,986
Other British Possessions	..	100	108	..	160	364
TOTAL BRITISH EMPIRE	..	100	..	6,351	459	..	160	..	14,843	2,350
Turkey, Asiatic										
Persian Gulf	398	30	1,600	70
Muskat Territory and Trucial Oman	..	1,442	3,440
Persia	20	40	..
TOTAL FOREIGN COUNTRIES	398	1,472	..	20	..	1,600	3,510	..	40	..
<i>Share of Bengal</i>	108	364
" <i>Bombay</i>	398	1,572	..	6,025	..	1,600	3,660	..	12,226	..
" <i>Burma</i>	346	351	2,657	1,986
TOTAL	398	1,572	..	5,371	459	1,600	3,660	..	14,883	2,350
Other sorts (including bags and sacks) (III. U)--										
United Kingdom	Lbs. 1,567	Lbs. 12,136	Lbs. 5,587	Lbs. 6,402	Lbs. 1,112	8,400	34,120	16,210	13,389	4,300
Mesopotamia *	—	—	6,608	—	—	2,953
Ceylon	146	162	212	1,516	5,201	280	330	684	3,384	9,102
Egypt †	..	832	1,700
Natal	24,186	336	8,385	100	..
Kenya Colony	112	503	500	100	1,600	2,500
Other British Possessions	288	462	80	112	463	500	1,690	200	25	784
TOTAL BRITISH EMPIRE	1,981	13,592	30,127	8,869	13,974	9,180	37,840	25,579	18,558	19,639

* Included in Turkey, Asiatic, prior to 1921-22.
† Shown as a Foreign country from 1923-24.

No. 15—continued

ARTICLES, AND COUNTRIES OF FINAL DESTINATION; ALSO SHARE OF EACH PROVINCE	QUANTITY					VALUE				
	1919-20	1920-21	1921-22	1922-23	1923-24	1919-20	1920-21	1921-22	1922-23	1923-24
Textiles—continued										
Flax—continued										
MANUFACTURES—continued										
Other sorts (including bags and sacks) (III. U)— continued	Lbs.	Lbs.	Lbs.	Lbs.	Lbs.	£	£	£	£	£
France	168	112	..	84	..	500	1,000	..	200	..
Turkey, Asiatic
Persian Gulf	200	8,252	750	25,030
Siam	2,464	5,600
Japan	8,000	16,510
Other Foreign Countries	224	252	2,516	560	192	90	960	1,550	528	700
TOTAL FOREIGN COUNTRIES	8,592	8,626	4,980	644	192	17,850	26,980	7,150	728	700
Share of Bengal	8,246	488	29,031	1,516	5,186	16,790	1,520	14,769	3,334	9,136
" Bombay	8,657	2,452	839	7,608	..	26,170	1,200	413	6,053
" Sind	2,216	13,163	2,624	7,158	1,372	10,070	37,140	16,766	15,489	5,150
" Madras	112	170
" Burma
TOTAL	10,578	22,218	36,107	9,513	14,186	27,030	64,880	32,729	19,286	20,339
Total value of Flax Manu- factures—										
United Kingdom	9,000	35,740	20,300	13,380	6,784
Aden and Dependencies	1,820
Mesopotamia*	12,486	3,223
Ceylon	250	1,210	1,407	5,305	16,219
Straits Settlements (includ- ing Labuan)	2,910	166	3,102	84
Hongkong	500	2,686
Egypt	1,700
Natal	8,895	860	..
Kenya Colony	100	1,600	2,776
Other British Possessions	200	200	25	..
TOTAL BRITISH EMPIRE	9,780	43,670	30,553	36,857	31,772
Turkey, Asiatic
Levant and Black Sea	860
Persian Gulf	2,350	25,230
Muscat Territory and Trucial Oman	2,540	200
Persia	40	240	750	1,195	300
Java	2,350
Siam	5,600
Japan	16,510
Other Foreign Countries	550	1,860	600	1,028	400
TOTAL FOREIGN COUNTRIES	22,660	30,870	7,150	2,223	700
Share of Bengal	19,740	1,650	16,658	5,192	15,727
" Bombay	1,600	33,310	1,200	15,142	9,609
" Sind	11,530	37,550	16,760	16,989	5,150
" Madras	170	2,000	130
" Burma	3,960	2,657	1,986
TOTAL	32,440	74,540	37,708	39,090	32,472
Haberdashery and Millin- ery (III. U)—										
United Kingdom	1,35,520	1,29,780	1,34,508	1,26,324	1,15,132
Gibraltar	2,740	60	5,660	50	..
Palestine	1,000
Aden and Dependencies	10,130 [†]	19,190	41,125	37,716	26,969
Mesopotamia*	2,35,920	77,544	32,766
Mahrein Islands	600	31,620	85,010	88,095	1,18,870
Ceylon	13,680	19,770	1,44,606	83,263	20,233

* Included in Turkey, Asiatic, prior to 1921-22.

† Shown as a Foreign Country from 1923-24.

GENERAL EXPORTS

FOREIGN MERCHANDISE

No. 15—continued

ARTICLES, AND COUNTRIES OF FINAL DESTINATION; ALSO SHARE OF EACH PROVINCE	QUANTITY					VALUE				
	1919-20	1920-21	1921-22	1922-23	1923-24	1919-20	1920-21	1921-22	1922-23	1923-24
Textiles—continued						R	R	R	R	R
Haberdashery and Millinery (III. U)										
—continued										
Straits Settlements (including Labuan)	—	—	—	—	—	17,080	14,770	40,078	30,665	29,808
Hongkong	—	—	—	—	—	4,000	7,360	6,595	90	2,138
Egypt*	—	—	—	—	—	13,980	2,850	4,140	..	—
Natal	—	—	—	—	—	1,380	5,450	6,473	2,120	13,850
Zanzibar and Pemba	—	—	—	—	—	12,290	2,490	10,760	13,067	17,562
Kenya Colony	—	—	—	—	—	11,240	7,780	16,943	18,354	31,367
Tanganyika Territory	—	—	—	—	—	—	—	2,010	5,586	23,565
Somaliland Protectorate	—	—	—	—	—	1,200	..
Mauritius and Dependencies	—	—	—	—	—	2,000	8,650	29,940	80,497	46,230
Seychelles	—	—	—	—	—	320	1,550	70	1,020	..
British West India Islands	—	—	—	—	—	..	200	150	1,200	..
Western Australia	—	—	—	—	—	300	..
Victoria	—	—	—	—	—	2	25	..
South Australia (including Northern Territory)	—	—	—	—	—	382
Tasmania	—	—	—	—	—	260
New South Wales	—	—	—	—	—	800	75	3,570
Australian Commonwealth (Total)	—	—	—	—	—	900	..	1,184	400	3,570
New Zealand (including Niue and Br. Samoa)	—	—	—	—	—	..	280	1,050	200	200
Fiji Islands	—	—	—	—	—	1,050	200	1,983
Other British Possessions	—	—	—	—	—	80	90	904	257	467
TOTAL BRITISH EMPIRE	—	—	—	—	—	2,25,303	2,51,890	7,68,256	5,68,248	4,94,760
Sweden	—	—	—	—	—	..	130	580	..	3,000
Denmark	—	—	—	—	—	150	..	202	..	1,400
Germany	—	—	—	—	—	..	400	1,510	1,781	976
Netherlands	—	—	—	—	—	3,100	..	438
Belgium	—	—	—	—	—	..	1,750	4,782	2,000	..
France	—	—	—	—	—	4,300	1,900	1,484	13,565	15,153
Italy	—	—	—	—	—	..	700	15,500	58,322	2,898
Switzerland	—	—	—	—	—	..	2,500	520
Austria	—	—	—	—	—	1,410
Greece	—	—	—	—	—	..	4,640
Turkey European	—	—	—	—	—	1,000
Turkey Asiatic	—	—	—	—	—
Levant and Black Sea	—	—	—	—	—	690	1,740
Red Sea	—	—	—	—	—	2,590	650
Persian Gulf	—	—	—	—	—	3,58,970	1,64,610
Mascat Territory and Trucial Oman	—	—	—	—	—	5,690	7,870	19,418	33,180	40,374
Other Native States in Arabia	—	—	—	—	—	250	9,590	84,554	47,555	45,903
Persia	—	—	—	—	—	1,72,210	94,930	72,111	86,417	1,01,955
Benjam Island	—	—	—	—	—	550	2,600	7,059	873	2,052
Sumatra	—	—	—	—	—	1,960	1,195
Java	—	—	—	—	—	1,910	10,830	8,605	4,375	400
Siam	—	—	—	—	—	11,350	4,660	5,193	2,750	8,681
China (exclusive of Hongkong and Mooko)	—	—	—	—	—	1,900	..	3,559	1,126	..
Japan	—	—	—	—	—	300	9,800	5,304	24,182	7,301
Egypt*	—	—	—	—	—	9,480
Portuguese East Africa	—	—	—	—	—	1,850	3,400	21,715	11,325	13,460
Madagascar	—	—	—	—	—	..	1,920
Réunion	—	—	—	—	—	300	750	1,500
German East Africa †	—	—	—	—	—	800	5,530
Italian East Africa (Somaliland and Eritrea)	—	—	—	—	—	..	1,730	2,720	400	225
French Somaliland	—	—	—	—	—	400	8,200	300
United States of America— Atlantic Coast	—	—	—	—	—	2,140	8,250	2,028	11,661	8,320
.. Pacific	—	—	—	—	—	1,550	..
Other Foreign Countries	—	—	—	—	—	300	900	1,100	425	..
TOTAL FOREIGN COUNTRIES	—	—	—	—	—	6,65,860	3,49,030	2,43,802	3,08,727	2,61,203
Share of Bengal	—	—	—	—	—	1,130	11,490	31,903	41,739	2,588
.. Bombay	—	—	—	—	—	7,00,700	4,91,940	8,94,329	7,32,097	6,54,785
.. Sind	—	—	—	—	—	67,630	38,080	47,232	51,467	62,624
.. Madras	—	—	—	—	—	20,180	26,450	32,720	30,321	26,083
.. Burma	—	—	—	—	—	11,510	33,860	25,534	21,351	13,178
TOTAL	—	—	—	—	—	7,91,150	6,01,820	10,31,618	8,76,975	7,58,903

* Shown as a Foreign country from 1923-24.
† Shown as "Tanganyika Territory" under the British Empire from 1921-23.

No. 15--continued

ARTICLES, AND COUNTRIES OF FINAL DESTINATION; ALSO SHARE OF EACH PROVINCE	QUANTITY					VALUE				
	1919-20	1920-21	1921-22	1922-23	1923-24	1919-20	1920-21	1921-22	1922-23	1923-24
Tortiles--continued										
Hemp Manufactures (ex- cluding cordage) (III- U)						R	R	R	R	R
Ceylon	—	—	—	—	—	..	1,510	1,894	35	..
Zanzibar and Pemba	—	—	—	—	—	..	970	625	1,500	185
Other British Possessions	—	—	—	—	—	1,180	20	..	850	700
TOTAL BRITISH EMPIRE	—	—	—	—	—	1,180	2,500	2,510	2,385	885
Persia	—	—	—	—	—	..	5,900	2,230
Japan	—	—	—	—	—	3,270
Other Foreign Countries	—	—	—	—	—	..	1,050	..	850	..
TOTAL FOREIGN COUNTRIES	—	—	—	—	—	3,270	6,950	2,230	850	..
Share of Bombay	—	—	—	—	—	..	8,640	2,855	2,700	835
" Sind	—	—	—	—	—	..	450
" Madras	—	—	—	—	—	..	360	1,894	36	..
" Burma	—	—	—	—	—	4,450
TOTAL	—	—	—	—	—	4,450	9,450	4,740	2,735	835
Jute Manufactures (III- H)										
Mesopotamia*	—	—	—	—	—	—	—	..	100	1,800
Ceylon	—	—	—	—	—	14,810	3,770	100
Straits Settlements (in- cluding Labuan)	—	—	—	—	—	4,480	2,470
Mauritius and Depend- encies	—	—	—	—	—	1,140
Other British Possessions	—	—	—	—	—	..	80
TOTAL BRITISH EMPIRE	—	—	—	—	—	20,430	2,500	..	3,930	1,900
Turkey, Asiatic	—	—	—	—	—
Persian Gulf	—	—	—	—	—	..	2,550
Persia	—	—	—	—	—	1,100
Portuguese East Africa	—	—	—	—	—	..	5,800
Other Foreign Countries	—	—	—	—	—	170	440
TOTAL FOREIGN COUNTRIES	—	—	—	—	—	170	8,800	1,100
Share of Bengal	—	—	—	—	—	9,170
" Bombay	—	—	—	—	—	6,780	3,360	..	160	3,000
" Sind	—	—	—	—	—	10
" Burma	—	—	—	—	—	4,640	2,940	..	3,770	..
TOTAL	—	—	—	—	—	20,600	11,300	..	3,930	3,000
Silk--										
Race (II, O)--	Lbs.	Lbs.	Lbs.	Lbs.	Lbs.					
United Kingdom	34,324	23,982	..	2,140	2,123	83,270	24,200	..	6,000	26,287
Aden and Dependencies	8,759	1,675	2,008	1,134	1,507	36,370	9,770	16,275	5,450	7,550
Mesopotamia*	—	—	27,645	2,132	18,442	2,24,554	19,184	1,63,524
Bahrein Islands	3,020	..	150	250	1,800	15,250	—	2,000	1,250	13,500
Hongkong	7,840	10,500
Egypt †	450	2,000
Zanzibar and Pemba	101	..	318	370	..	8,110
Kenya Colony	815	900	4,640	9,580
Mauritius and Dependencies	224	3,000	..
Other British Possessions	25	7	200	28
TOTAL BRITISH EMPIRE	42,469	34,432	31,023	5,880	23,872	1,41,900	54,250	2,50,967	34,884	2,10,801
Germany	1,680	2,000
France	15,930	5,419	6,840	30,655	18,600	97,900	28,800	19,345	91,045	20,400
Italy	18,844	..	454	88	..	22,830	..	4,540	400
Turkey European	864	2,300
Turkey, Asiatic
Red Sea	979	1,584	9,900	18,580
Persian Gulf	70,769	27,748	7,21,770	2,44,470
Maskat Territory and Trucial Oman	2,221	371	420	2,740	2,127	5,570	3,400	4,900	29,250	21,507
Other Native States in Arabia	114	..	2,716	1,545	775	860	..	31,716	15,920	9,600
Persia	2,058	9,370	351	485	1,027	3,700	93,850	2,650	4,580	10,790
Java	2,100	..	40	20,400	..	125
Siam	8,223	1,1,370
China (exclusive of Hong- kong and Nanchow)	4,628	2,425	205	..	4,972	42,530	11,030	1,200	..	89,776
Japan	450	983	900	6,000
Italian East Africa	150	1,500
French Somaliland	548	60	8,880	700
Other Foreign Countries	100	35	250	511
TOTAL FOREIGN COUNTRIES	116,570	60,371	11,440	36,385	26,083	10,48,970	4,36,940	79,097	1,37,235	1,06,778

* Included in Turkey, Asiatic prior to 1921-22.

† Shown as a Foreign country from 1923-24.

GENERAL EXPORTS

(920)

FOREIGN MERCHANDISE

No. 15—continued

ARTICLES, AND COUNTRIES OF FINAL DESTINATION; ALSO SHARE OF EACH PROVINCE	QUANTITY					VALUE				
	1919-20	1920-21	1921-22	1922-23	1923-24	1919-20	1920-21	1921-22	1922-23	1923-24
Textiles—continued										
Silk—continued										
Raw (I. O)—continued	Lbs.	Lbs.	Lbs.	Lbs.	Lbs.	R	R	R	R	R
Share of Bengal	224	3,000	..
.. Bombay	157,075	100,347	42,158	11,791	26,554	11,76,330	4,86,560	3,17,664	72,719	2,45,086
.. Sind	1,004	506	275	29,759	15,429	6,820	4,530	3,310	96,400	32,772
.. Madras	860	6,720
.. Burma	4,572
TOTAL	158,039	100,853	42,433	41,774	48,955	11,98,870	4,91,090	3,20,974	1,72,119	3,17,634
MANUFACTURES—										
Silk yarn, noils and warps	Lbs.	Lbs.	Lbs.	Lbs.	Lbs.					
(I. I. S.)—										
United Kingdom	..	16,550	61,218	42,358	24,000	1,87,932	36,500	..
Aden and Dependencies	200	250	..	2,000	1,250	..
Mesopotamia*	2,695	445	18,487	4,050	..
Bahrein Islands	484	..	532	1,262	1,258	3,190	..	4,986	11,290	10,540
Zanzibar and Pemba	20	100	..
Kenya Colony	200	..	30	1,500	..	250
TOTAL BRITISH EMPIRE	884	16,550	64,475	44,335	1,258	6,690	24,000	2,06,605	53,190	10,540
France	15,011	15,020
Turkey, Asiatic
Persian Gulf	2,224	402	16,470	3,600
Maskat Territory and Tru- cial Oman	98	..	1,142	1,430	4,681	940	..	11,450	14,350	40,560
Other Native States in Arabia	10	200	1,740	100	508	100	1,000	17,097	1,500	3,950
Persia	230	..	62	..	224	1,400	..	400	..	2,150
Japan	13,410	..	38	1,80,690	..	450
Other Foreign Countries	..	45	30	..	450	325
TOTAL FOREIGN COUNTRIES	17,573	647	16,354	1,330	5,441	33,930	5,050	2,19,237	15,850	47,435
Share of Bombay	18,457	16,197	80,767	45,865	6,739	40,620	29,050	4,25,442	69,040	57,975
.. Sind	62	400
TOTAL	18,457	16,197	80,829	45,865	6,739	40,620	29,050	4,25,842	69,040	57,975
Goods of silk mixed with other materials (I. I. S.)—	Yards	Yards	Yards	Yards	Yards					
United Kingdom	432	110,295	794	..	42	7,530	77,530	1,191	..	118
Aden and Dependencies	2,039	6,020	..	800	..	2,240	9,580	..	3,170	..
Mesopotamia*	17,260	..	8,741	32,895	..	12,430
Bahrein Islands	5,008	2,520
Ceylon	20	1,000	6,109	19,298	..	20	1,000	15,400	5,986	..
Straits Settlements (including Labuan)	2,440	160	2,245	5,300	1,000	2,980
Hongkong	1,000	5,100
Kenya Colony	..	200	..	2,400	1,200	..	16,800	..
Mauritius and Dependencies	..	1,500	3,000
Fiji Islands	320
Other British Possessions	208	..	540	..	600	630	..	900	..	1,000
TOTAL BRITISH EMPIRE	10,147	119,176	27,948	22,498	9,903	18,300	93,310	58,466	25,956	14,048
France	..	12,910	694	..	22,500	..	27,130	2,500	..	18,000
Turkey, Asiatic
Persian Gulf	294,896	17,706	4,39,730	23,750
Maskat Territory and Tru- cial Oman	707	1,271	2,310	5,200
Other Native States in Arabia	3,354	470	9,867	1,500	..
Persia	73,048	4,304	4,678	545	402	110,040	13,160	6,750	1,720	1,000
Sumatra	..	4,617	5,500
Siam	..	144	1,598	180	3,150
China (exclusive of Hong- kong and Macao)	2,040	2,825
Japan	9,058	26,043
Tunis	880	8,800	..
French Somaliland	..	1,000	1,000
United States of America— Via Atlantic Coast	..	860	338	..	1,500	..	900	1,086	..	3,200
Other Foreign Countries	800	850
TOTAL FOREIGN COUNTRIES	368,651	42,312	22,455	1,895	24,492	5,52,120	76,810	53,077	12,020	22,200
Share of Bengal	432	102,692	9,059	18,208	1,820	7,630	66,530	26,043	4,836	4,200
.. Bombay	373,994	49,576	40,661	6,185	31,733	5,55,340	87,750	84,000	33,140	31,430
.. Sind	4,362	7,616	784	..	12	7,470	5,400	1,600	..	118
.. Madras	800	500
.. Burma	20	7,603	80	19,000
TOTAL	3,70,709	161,487	50,403	24,393	34,395	5,70,420	1,70,120	1,11,543	37,976	30,248

* Included in Turkey, Asiatic, prior to 1921-22.

No. 15—continued.

ARTICLES, AND COUNTRIES OF FINAL DESTINATION; ALSO SHARE OF EACH PROVINCE	QUANTITY					VALUE				
	1919-20	1920-21	1921-22	1922-23	1923-24	1919-20	1920-21	1921-22	1922-23	1923-24
Textiles—continued										
Silk—continued										
MANUFACTURES—continued										
Silk piece goods (III. S.)—										
United Kingdom	Yards 608	Yards 29,278	Yards 18,701	Yards 3,376	Yards 729	R 2,090	R 21,910	R 29,729	R 5,423	R 2,436
Gibraltar	34,914	7,313	52,484	16,210	2,990	54,770	10,660	76,765	16,377	2,600
Aden and Dependencies	30,378	2,662	4,880	1,000	509	43,600	6,440	8,550	5,000	2,480
Mesopotamia *	—	—	217,756	56,094	27,754	—	—	4,09,315	99,284	54,001
Bahrain Islands	22,278	9,100	7,140	2,200	11,090	39,820	18,000	8,130	5,300	18,300
Maldives	..	400	1,600
Ceylon	27,822	8,222	10,514	9,040	5,079	58,940	27,880	25,030	15,880	14,154
Straits Settlements (including Labuan)	8,839	13,129	3,730	400	2,695	14,400	36,610	8,625	800	3,225
Hongkong	330	95	4,082	1,650	320	19,230
Egypt†	26,375	22,372	4,461	2,983	—	75,310	52,100	18,780	2,792	—
Cape of Good Hope	720	..	520	1,800	..	1,500
Natal	5,601	19,215	23,162	5,045	17,427	10,130	23,310	47,195	7,185	36,880
Zanzibar and Pemba	54,564	19,085	9,050	2,088	3,985	1,08,300	45,170	13,730	5,900	11,770
Kenya Colony	94,868	40,218	16,739	31,573	21,222	1,86,020	90,110	31,375	54,609	30,605
Tanganyika Territory	—	—	7,925	2,100	120	—	—	10,150	3,950	275
Anglo-Egyptian Sudan	—	—	25,313	1,900	200	—	—	40,025	2,000	1,000
Mauritius and Dependencies	13,906	4,889	12,875	14,570	3,905‡	22,100	21,060	26,156	25,592	10,800
Seychelles	540	..	340	1,020	..	450
Fiji Islands	688	1,968
TOTAL BRITISH EMPIRE	315,416	176,928	419,942	147,009	98,813	6,18,050	3,54,170	7,70,035	2,50,002	1,97,889
Germany	284	5,918	..
France	104	6,407	360	10,220
Greece	..	540	25	..	2,220	140
Turkey, Europe	256	2,250
Turkey, Asiatic
Levant and Black Sea	5,628	8,007	12,200	15,470
Red Sea	18,493	113,558	31,260	2,04,750
Persian Gulf	1,362,310	380,590	23,87,050	7,20,310
Syria	2,260	3,175	160	2,500	3,350	100
Mascat Territory and Trucial Oman	61,014	67,922	38,116	45,013	26,641	1,15,090	1,45,910	81,080	91,989	51,791
Other Native States in Arabia	14,760	400	136,292	53,191	25,780	20,660	600	2,52,902	57,576	37,185
Persia	229,167	105,840	46,688	39,102	22,082	4,40,920	2,13,170	80,726	60,164	32,965
Java	2,330	2,110	3,044	3,350	3,980	7,000
Siam	744	1,918	4,328	1,315	1,212	1,300	3,700	7,829	2,641	3,100
China (exclusive of Hong- kong and Macao)	2,818	..	1,100	280	3,483	10,400	..	3,000	1,560	8,925
Japan	345	2,700	700	5,560
Egypt†	11,982	9,772	12,115	5,634	3,280	23,400	18,000	34,139	10,900	3,750
Portuguese East Africa	1,220	3,590	500	3,700	7,300	1,000
Madagascar	5,175	6,710	1,700	16,800
German East Africa I.	..	1,539	..	675	911	..	3,370	..	2,150	3,700
Italian East Africa (Somali- land and Eritrea)
Other Foreign Countries	240	100	720	..	10	500	400	700	..	60
TOTAL FOREIGN COUNTRIES	1,716,328	711,511	295,103	148,669	85,845	30,70,180	13,72,150	4,72,176	2,30,248	1,51,448
Share of Bengal	8,371	26,961	356	2,030	650	13,210	24,010	1,974	1,962	1,625
.. Bombay	2,008,054	944,557	706,367	293,840	183,147	36,42,960	16,55,850	12,13,840	4,77,559	3,39,771
.. Sind	14,368	15,276	6,298	18	73	32,260	42,500	23,240	126	148
.. Madras	323	95	270	..	342	1,790	320	949	..	847
.. Burma	30	550	1,814	390	446	110	2,260	2,208	6,603	943
TOTAL	2,031,746	387,439	715,105	296,278	184,650	56,89,830	17,26,320	12,42,211	4,86,250	3,43,337
Thread for sewing (III. S.)										
Aden and Dependencies	Lbs. 1,085	Lbs. ..	Lbs. 800	Lbs. 560	Lbs. 200	R 4,230	R ..	R 4,000	R 3,000	R 1,100
Bahrain Islands	822	..	150	400	600	9,100	..	600	3,700	5,850
Kenya Colony	300	100	2,100	600
Other British Possessions	48	..	10	10	..	580	..	100	80	..
TOTAL BRITISH EMPIRE	2,235	100	960	970	800	16,010	500	4,700	6,730	6,950
Turkey, Asiatic
Red Sea	..	67	780
Persian Gulf	1,010	70	250	500
Mascat Territory and Trucial Oman	247	9	..	40	..	2,170	90	..	500	..
Other Native States in Arabia	200	1,000	600	2,000	4,000	4,600
Persia	304	800	100	760	4,310	1,480
French Somaliland	..	400	1,600
Other Foreign Countries	40	70	..	160	250	..
TOTAL FOREIGN COUNTRIES	1,601	1,346	200	1,110	790	3,340	6,950	2,000	4,810	6,030

* Included in Turkey, Asiatic, prior to 1921-22.

† Shown as a Foreign Country from 1923-24.

‡ Shown as "Tanganyika Territory" under the British Empire from 1921-22.

GENERAL EXPORTS

FOREIGN MERCHANDISE

(922)

No. 15—continued

ARTICLES, AND COUNTRIES OF FINAL DESTINATION; ALSO SHARE OF EACH PROVINCE	QUANTITY					VALUE				
	1919-20	1920-21	1921-22	1922-23	1923-24	1919-20	1920-21	1921-22	1922-23	1923-24
Textiles—continued										
Silk—continued										
MANUFACTURES—continued										
Thread for sewing (III. S)										
—continued										
Share of Bombay	Lbs. 3,751	Lbs. 1,437	Lbs. 1,160	Lbs. 2,030	Lbs. 1,860	₹ 18,040	₹ 7,380	₹ 6,600	₹ 10,950	₹ 9,900
.. Sind	85	9	10	40	340	1,310	60	100	560	3,080
.. Madras	10	30	..	30	..
TOTAL	3,836	1,446	1,160	2,080	1,890	19,350	7,480	6,700	11,540	12,980
Of the above (III. S)—										
United Kingdom	Lbs. ..	Lbs. 35	Lbs. 299	Lbs. 540	Lbs. 2,787	..	90	6,070	14,400	94,760
Gibraltar	200	2,800
Aden and Dependencies	1,300	250	6,500	1,250	..
Mesopotamia *	638	..	80	2,810	..	800
Ceylon	250	112	..	3,700	308	..
Straits Settlements (including Labuan)	100	113	2	300	2,200	20
Hongkong	74	425	374	1,900
Egypt †	2,440	168	100	18,650	2,000	2,200
Tanganyika Territory
Mauritius and Dependencies	445	28	1,275	300	..
Other British Possessions	168	50	800	450
TOTAL BRITISH EMPIRE	2,858	208	3,182	1,123	3,444	18,150	2,090	18,765	18,982	1,00,120
Greece	..	67	2,000
Turkey, European
Turkey, Asiatic	500	6,000
Red Sea	..	1,060
Persian Gulf	2,100
Mascat Territory and Trucial	1,358	3,020	12,920	8,020
Oman	1,307	1,058	50	12,450	6,150	500
Other Native States in Arabia	616	..	502	11,800	..	2,700	..	4,579	10,100	..
Persia	1,027	779	562	70	88	13,400	5,000	5,650	1,400	298
Java	150	100	800	3,000	200	900
Siam	1,200	2,900
Japan	678	..	80	760	..	3,390	..	104	2,920	..
Egypt †
Portuguese East Africa	150	1,500
United States of America—
For Atlantic Coast	1,984	75,205
Other Foreign Countries	15
TOTAL FOREIGN COUNTRIES	6,935	6,081	3,828	12,680	948	50,740	46,490	87,508	14,120	7,213
Share of Bengal										
.. Bombay	5,907	4,363	4,396	12,867	4,139	38,170	34,310	30,484	39,710	92,086
.. Sind	3,888	1,819	50	..	43	30,720	11,200	500	..	348
.. Burma	..	102	80	3,050	104
TOTAL	9,795	6,284	6,510	13,863	4,387	68,890	48,560	1,06,853	33,402	1,07,333
Total value of Silk Manu-										
factures (including Silk										
Yarns)—										
United Kingdom	9,620	1,23,530	2,24,922	56,383	97,304
Gibraltar	54,770	10,800	79,005	10,377	2,600
Aden and Dependencies	52,070	16,020	19,050	13,070	3,580
Mesopotamia *	4,58,107	1,03,334	67,231
Bahrain Islands	54,630	18,000	18,866	20,290	34,690
Maldives	1,000
Ceylon	63,720	28,800	40,430	22,294	14,154
Straits Settlements (including Labuan)	19,700	36,610	11,905	3,000	3,245
Hongkong	1,650	320	24,330	374	1,900
Egypt †	88,960	54,100	18,780	2,792	..
Cape of Good Hope	1,800	..	1,500
Natal	10,130	23,310	47,195	7,185	36,880
Zanzibar and Pemba	1,10,010	46,370	14,630	6,900	11,770
Konya Colony	1,90,420	90,610	31,625	71,409	31,055
Tanganyika Territory	10,160	3,950	2,475
Anglo-Egyptian Sudan	40,026	2,000	1,000
Mauritius and Dependencies	22,100	24,060	27,431	25,802	10,800
Seychelles	1,020	..	450
Fiji Islands
Other British possessions	2,863
TOTAL BRITISH EMPIRE	6,77,890	4,74,070	10,68,561	3,54,860	3,23,547
Germany	5,918	15
France	15,980	87,350	2,500	..	18,000
Greece	5,180	100

* Included in Turkey, Asiatic, prior to 1921 E2.
† Shown as a Foreign country from 1923-24.

No. 15—continued

ARTICLES, AND COUNTRIES OF FINAL DESTINATION; ALSO SHARE OF EACH PROVINCE	QUANTITY					VALUE				
	1919-20	1920-21	1921-22	1922-23	1923-24	1919-20	1920-21	1921-22	1922-23	1923-24
Textiles—continued										
Silk—concluded										
MANUFACTURES—concluded										
<i>Total value of Silk Manu- factures (including Silk Yarn)—continued</i>										
Turkey, European	—	—	—	—	—	8,250
Turkey, Asiatic	—	—	—	—	—	—	—
Levant and Black Sea	—	—	—	—	—	12,200	15,470	—	—	—
Red Sea	—	—	—	—	—	81,200	2,07,130	—	—	—
Persian Gulf	—	—	—	—	—	28,56,420	7,77,880	—	—	—
Syria	—	—	—	—	—	2,500	3,350	100
Maskat Territory and Trucial Oman	—	—	—	—	—	1,32,940	1,57,350	93,030	1,00,890	92,351
Other Native States in Arabia	—	—	—	—	—	23,400	1,800	2,87,045	74,070	45,736
Persia	—	—	—	—	—	5,75,560	2,35,690	93,532	93,284	37,843
Sumatra	—	—	—	—	—	..	5,500	..	250	..
Java	—	—	—	—	—	6,350	5,000	8,450	..	900
Siam	—	—	—	—	—	4,200	3,980	10,979	2,641	3,100
China (exclusive of Hong- kong and Macao)	—	—	—	—	—	10,400	..	6,425	1,560	9,250
Japan	—	—	—	—	—	4,090	5,550	2,15,837	2,920	450
Egypt*	—	—	—	—	—	—	—	—	—	3,750
Tunis	—	—	—	—	—	8,800	..
Portuguese East Africa	—	—	—	—	—	23,450	18,000	35,639	10,900	7,662
Madagascar	—	—	—	—	—	3,300	7,300	1,000
German East Africa†	—	—	—	—	—	10,700	16,800	—	—	—
Italian East Africa (Somali- land and Brittea)	—	—	—	—	—	160	3,370	..	2,150	3,501
French Somaliland	—	—	—	—	—	..	2,000
United States of America— Via Atlantic Coast	—	—	—	—	—	76,351	..	3,200
Other Foreign Countries	—	—	—	—	—	500	850	800	..	60
TOTAL FOREIGN COUNTRIES	—	—	—	—	—	37,10,310	15,07,480	8,34,088	2,83,348	2,34,326
<i>Share of Bengal</i>	—	—	—	—	—	20,740	32,540	1,03,282	10,490	20,725
" <i>Bombay</i>	—	—	—	—	—	42,94,230	12,14,810	17,60,366	6,20,309	5,31,164
" <i>Sind</i>	—	—	—	—	—	71,760	69,540	26,740	680	3,694
" <i>Madras</i>	—	—	—	—	—	1,190	300	949	30	1,347
" <i>Burma</i>	—	—	—	—	—	190	24,310	2,318	6,603	943
TOTAL	—	—	—	—	—	43,88,110	19,31,550	18,02,649	6,38,298	5,57,873
<i>Total value of Silk, Raw and Manufactures</i>	—	—	—	—	—	55,76,980	24,72,640	22,18,623	8,10,327	8,75,507
Wool, raw (II. P)—										
United Kingdom	15,962,936	8,603,437	13,034,361	11,823,298	9,408,657	1,58,39,650	75,10,040	88,31,353	77,04,056	65,89,471
Mauritius and Dependencies	125	200	..
TOTAL BRITISH EMPIRE	15,962,936	8,603,437	13,034,361	11,823,413	9,408,657	1,58,39,650	75,10,040	88,31,353	77,06,156	65,89,471
Germany	2,300	3,360	5,712	9,733	..	1,920	1,600	4,080	7,500
France	2,100	..	6,720	33,936	..	1,440	..	2,400	9,900
Italy	2,800	3,590	..	1,880	1,662
Turkey, Asiatic	4,100	1,000	..
Persian Gulf	21,504	17,360
Persia	1,120	4	350	6	..
United States of America— Via Atlantic Coast	322,912	1,504,610	1,844,908	1,578,125	..	1,54,810	5,89,810	11,11,627	8,74,730
" <i>Pacific</i>	382,864	1,66,425
TOTAL FOREIGN COUNTRIES	21,504	330,612	1,841,054	1,861,444	1,625,384	17,360	1,60,050	7,58,185	11,19,113	8,93,801
<i>Share of Bengal</i>	872,440	349,050	2,130,870	1,336,293	2,501,599	6,58,690	2,45,110	3,41,691	5,73,958	13,27,078
" <i>Bombay</i>	150,628	14,294	12,488	22,637	37,296	1,98,260	13,770	6,676	12,730	12,100
" <i>Sind</i>	14,961,692	8,570,775	12,732,967	12,326,017	8,495,146	1,45,70,070	74,11,210	87,41,172	82,27,581	61,44,994
TOTAL	15,084,490	8,934,049	14,876,315	13,684,857	11,034,041	1,53,57,010	76,70,090	95,89,535	89,14,269	74,83,272

* Shown as a Foreign country from 1919-24.
† Shown as "Tanganyika Territory" under the British Empire from 1921-22.

GENERAL EXPORTS

(924)

FOREIGN MERCHANDISE

No. 15—continued

ARTICLES, AND COUNTRIES OF FINAL DESTINATION; ALSO SHARE OF EACH PROVINCE	QUANTITY					VALUE				
	1919-20	1920-21	1921-22	1922-23	1923-24	1919-20	1920-21	1921-22	1922-23	1923-24
Textiles—continued										
<i>Wool—continued</i>										
MANUFACTURES—										
<i>Piece-goods (III. T)—</i>	Yards	Yards	Yards	Yards	Yards	R	R	R	R	R
United Kingdom	2,678	30,322	7,640	27,861	3,098	12,840	1,03,520	37,214	1,07,461	11,049
Aden and Dependencies	172	1,035	..	24	..	2,000	3,950	..	40	..
Mesopotamia *	—	—	72,919	32,274	4,338	—	—	3,70,589	1,57,658	26,953
Bahrain Islands	12,859	1,453	2,836	750	6,904	79,150	6,100	51,660	5,084	17,994
Ceylon	4,316	644	15,231	31,790	38,347	13,430	2,850	56,085	93,081	62,820
Straits Settlements (includ- ing Labuan)	670	2,776	4,670	2,539	..	1,380	4,650	11,050	2,936
Hongkong	110	27,990	40,283	9,886	1,691	1,060	63,610	2,53,036	23,097	10,620
Egypt†	2,132	596	410	16,810	6,240	2,508
Natal	1,073	400	4,450	2,500
Zanzibar and Periba	615	1,670	2,177	..	400	5,280	6,520	6,810	..	884
Kenya Colony	815	1,210	5,268	6,032	20,856	4,910	5,300	16,090	8,264	45,640
Anglo-Egyptian Sudan	—	—	..	300	..	—	—	..	1,000	..
Mauritius and Dependencies	2,750	28,833	4,043	48,463	41,490	35,050	1,03,720	20,770	1,60,384	95,930
Seychelles	640	1,900
Western Australia	1,400	5,000
Victoria	1,922
New South Wales	5,249	18,800	10,150
<i>Australian Commonwealth</i> (Total)	1,400	5,249	1,922	5,000	18,800	10,150
Other British Possessions	110	..	62	180	..	250
TOTAL BRITISH EMPIRE	27,847	95,466	154,633	167,299	121,735	1,75,560	3,12,640	8,23,892	6,46,514	2,85,226
Germany	497	7,000
Netherlands	5,608	58,657	..
France	162	..	704	1,230	..	6,100
Turkey, Asiatic, Levant and Black Sea	1,195	1,500
Red Sea	1,400
Persian Gulf	223,011	114,348	12,92,030	6,750
Syria	700	..	6,12,440
Mascat Territory and Trucial Oman	3,634	..	60	100	..	19,330	..	400	125	1,400
Other Native States in Arabia	300	5,726	3,020	800	12,898	6,980	..
Yemen	143,377	49,928	27,989	42,026	24,421	5,80,700	2,12,960	1,16,633	1,96,964	74,123
Sumatra	280	1,000
Java	925	..	1,186	125	..	3,400	..	6,221	300	..
Siam	3,744	281	2,500	9,990	1,000	6,830
China (exclusive of Hongkong and Macao)	174	320	102	1,995	330	1,060	2,310	752	7,200	1,662
Japan	579	2,150	6,893	7,828	..	7,460	16,600	10,400	22,168	..
Egypt†	2,168	10,556
Portuguese East Africa	1,109	..	1,883	256	2,882	3,140	..	2,318	1,205	4,040
Madagascar	1,600	2,800
Réunion	217	2,242	2,200	15,500
Italian East Africa (Somali- land and Eritrea)	600	30	..	1,000	100
Other Foreign Countries	29	37	..	56	..	230	120	..	148
TOTAL FOREIGN COUNTRIES	378,127	173,288	46,667	60,958	30,847	19,22,080	8,71,390	1,75,167	2,93,619	93,244
<i>Share of Bengal</i>	20,237	3,264	10,019	9,220	7,632	19,756	..
.. Bombay	393,603	233,547	182,104	206,462	145,772	50,52,720	10,55,240	9,37,569	8,56,828	3,45,068
.. Sind	9,859	14,243	8,551	9,845	4,771	43,660	1,06,160	39,488	66,001	31,976
.. Madras	262	757	242	..	10	640	3,410	2,636	..	106
.. Burma	60	..	6,979	1,931	2,929	720	..	11,684	8,550	1,331
TOTAL	405,974	268,784	201,300	228,277	152,582	20,97,640	11,84,030	9,98,359	9,40,133	3,78,470
<i>Shawls (III. T)—</i>	No.	No.	No.	No.	No.					
Bahrain Islands	14	..	3,360	2,282	5,400	200	..	5,800	7,880	14,900
Ceylon	28	..	330	72	160	270	..	2,740	605	1,500
Straits Settlements (includ- ing Labuan)	41	77	368	230	981	590	1,040	3,808	1,693	7,055
Egypt†	47	1,370
Other British Possessions	102	51	4	250	..	820	400	49	1,020	..
TOTAL BRITISH EMPIRE	232	128	4,032	2,784	6,541	3,250	1,440	11,391	11,108	23,456
Turkey, European	114	5,000
Turkey, Asiatic, Red Sea	1,300
Persian Gulf	423	4,902	9,050	11,800
Mascat Territory and Trucial Oman	75	15,550
Other Native States in Arabia	2,632	3,583	1,545	900	..	29,180	850	8,690
Yemen	1,605	200	..	2	912	12,850	2,000	..	300	6,225
Other Foreign Countries	43	135	48	430	300	615
TOTAL FOREIGN COUNTRIES	2,140	6,051	2,652	3,636	2,480	23,260	34,650	29,180	27,525	10,680

* Included in Turkey, Asiatic, prior to 1921-22.
† Shown as a Foreign country from 1923-24.

No. 15—continued

ARTICLES, AND COUNTRIES OF FINAL DESTINATION, ALSO SHARE OF EACH PROVINCE	QUANTITY					VALUE				
	1910-20	1920-21	1921-22	1922-23	1923-24	1910-20	1920-21	1921-22	1922-23	1923-24
Textiles—continued										
Wool—continued										
MANUFACTURES—continued										
Shawls (Ill. T)—continued	No.	No.	No.	No.	No.	R	R	R	R	R
Share of Bengal	26	212	61	66	111	340	1,340	668	888	908
" Bombay	2,310	6,567	6,669	6,337	8,887	25,950	34,750	39,843	37,315	32,795
" Sind	36	15	..	190	500	..
" Madras	6	..	4	1	3	70	..	60	20	286
TOTAL	2,378	6,779	6,731	6,419	9,021	26,510	36,090	40,571	38,723	33,936
Other sorts (Ill. F)—	Lbs.	Lbs.	Lbs.	Lbs.	Lbs.					
continued in column	277,123	211,605	433,671	492,989	1,077,268	2,05,820	8,96,640	22,68,841	26,09,938	49,21,085
Gibraltar	245	2,050
Palestine	1,484	1,986	6,900	7,700
Aden and Dependencies	604	534	460	1,680	336	5,460	960	1,035	2,815	400
Mesopotamia *	6,901	1,482	7,400	32,770	8,612	81,423
Bahrain Islands	268	200	..	30	910	1,200	1,000	..	350	3,200
Ceylon	1,444	7,773	6,278	6,066	5,252	2,720	53,730	22,394	12,492	5,895
Straits Settlements (including Labuan)	5,524	811	2,528	1,697	1,976	19,950	6,330	12,605	9,730	4,735
Federated Malay States	..	3,500	3,000
Hongkong	15,389	11,257	6,930	1,578	1,562	7,200	7,800	10,245	4,600	10,318
Egypt	68,090	70,043	58,892	73,548	..	2,83,370	4,31,510	3,11,120	4,45,770	..
Cape of Good Hope	224	1,450
Natal	..	224	4,289	18,221	2,860	..	780	24,100	63,036	11,896
Zanzibar and Pemba	..	3,924	551	5	170	..	14,730	2,040	33	464
Kenya Colony	1,282	5,520	729	540	1,957	6,250	21,430	8,400	3,050	4,095
Anglo-Egyptian Sudan	336	4,766	115	3,500	14,360	800
Tanganyika Territory	400	90	2,000	250	..
Mauritius and Dependencies	..	224	2,240	15	1,090	4,000	75	..
Canada—
Via Atlantic Coast	..	4,500	..	666	20,000	..	1,785	..
" Pacific "	112	284	..	548	900	800	900	..	1,222	3,141
British West India Islands	302	4,350	..
South Australia (including Northern Territory)	20	120
Victoria	9,300	20	6,540	42,922	60	15,585
New South Wales	25	..	2,752	478	..	8,510
Australian Commonwealth (Total)	9,325	20	9,312	43,395	60	24,215
New Zealand (including Nauru and British Samoa)	..	212	306	..	1,600	1,637
Fiji Islands	..	2,998	4,500
Other British Possessions	667	224	693	200
TOTAL BRITISH EMPIRE	370,493	323,699	582,989	605,817	1,082,674	5,92,800	14,36,010	27,49,945	31,44,428	50,32,024
Norway	..	1,232	4,800
Germany	..	478	512	3,277	1,288	..	5,100	2,570	12,670	5,600
Netherlands	..	3,410	7,252	2,882	1,643	..	22,780	33,874	15,099	7,079
Belgium	334	672	368	60	566	2,000	1,000	2,731	1,000	1,050
France	2,760	277	279	3,814	4,119	47,750	6,740	1,075	10,580	25,000
Switzerland	..	832	1,819	1,185	6,840	14,400	6,600	..
Italy	524	..	439	420	1,696	2,010	..	3,000	3,065	16,200
Austria	534	4,600
Roumania	230	1,500
Turkey, European	..	67,684	89,236	296,696	350,700	..	3,67,220	3,54,000	13,57,058	17,08,805
Turkey, Asiatic	2,359	5,288	1,120	9,160	23,720
Red Sea	23,666	18,020	73,350	41,600
Persian Gulf	4,096	672	39,033	4,200
Syria	278	3,005	1,555	13,056	..
Smyrna
Mascat Territory and Trucial Oman	1,971	455	350	839	2,411	10,820	1,650	3,650	3,450	2,675
Other Native States in Arabia	5,578	10,135	42	19,500	36,763	1,728
Peria	8,947	6,294	1,547	3,728	8,214	30,670	20,910	7,193	24,086	22,030
Java	..	1,410	1,068	..	656	..	6,000	3,470	..	1,680
Siam	85	142
Indo-China (including Cochinchina, Cambodia, Annam, Tonkin and French leased territories in China)	..	190	1,100
Philippine Islands and Guam	40	..	1,232	60	..	2,950
China (exclusive of Hongkong and Macao)	150	284	1,238	1,700	1,282	970	1,200	9,467	11,100	6,400
Japan	10,112	8	1,085	..	50	73,460	40	4,625	..	100
Egypt†	85,974	3,12,854
Portugal	2,991	590	1,811	1,832	1,142	8,700	1,770	6,098	6,500	5,235
Italy	1,214	2,200
United States of America—	46,376	83,720	154,825	434,964	357,135	2,40,850	2,35,410	7,37,106	20,01,193	18,08,064
Via Atlantic Coast	..	84	1,824	346	112	..	3,210	30,884	1,570	956
" Pacific "	1,180
Other Foreign Countries	..	322
TOTAL FOREIGN COUNTRIES	104,100	136,250	271,203	769,379	829,638	5,03,860	7,50,300	12,46,860	35,53,923	40,26,316

* Included in Turkey, Asiatic prior to 1922.
† Shown as a Foreign country from 1923-24.

GENERAL EXPORTS

(926)

FOREIGN MERCHANDISE

No. 15—continued

ARTICLES, AND COUNTRIES OF FINAL DESTINATION; ALSO SHARE OF EACH PROVINCE	QUANTITY					VALUE				
	1919-20	1920-21	1921-22	1922-23	1923-24	1919-20	1920-21	1921-22	1922-23	1923-24
	Lbs.	Lbs.	Lbs.	Lbs.	Lbs.	R	R	R	R	R
Textiles—continued										
Wool—continued										
MANUFACTURES—continued										
(Other sorts (A.I. 1)—continued)										
Share of Bengal	38,631	32,399	19,636	9,242	12,785	75,430	1,16,410	97,696	29,450	43,579
„ Bombay	406,650	180,985	300,434	348,913	944,737	9,14,980	9,90,410	17,03,929	20,42,422	44,67,964
„ Sind	25,063	241,622	477,626	1,014,038	946,164	1,04,960	10,61,710	21,67,274	46,15,692	45,91,997
„ Madras	784	2,278	3,704	1,223	1,305	3,330	8,310	18,141	4,277	3,226
„ Burma	565	2,665	2,542	1,780	7,281	2,970	7,530	19,866	6,510	11,565
TOTAL	470,683	459,049	804,192	1,875,106	1,912,272	11,01,660	21,46,370	39,96,805	66,98,351	90,58,340
Total value of Woollen										
Manufactures—										
United Kingdom	—	—	—	—	—	2,78,660	9,70,160	23,06,055	27,37,010	49,32,084
Gibraltar	—	—	—	—	—	—	—	2,050	—	250
Palestine	—	—	—	—	—	—	—	—	6,900	7,700
Aden and Dependencies	—	—	—	—	—	7,500	4,910	1,085	2,855	400
Mesopotamia*	—	—	—	—	—	—	—	4,03,859	1,61,865	58,376
Bahrain Islands	—	—	—	—	—	80,670	7,100	56,960	13,314	86,094
Ceylon	—	—	—	—	—	16,420	56,580	81,219	1,06,178	70,216
Straits Settlements (including Labuan)	—	—	—	—	—	20,540	8,760	20,568	23,073	14,727
Federated Malay States	—	—	—	—	—	—	3,000	—	—	—
Hongkong	—	—	—	—	—	8,360	76,470	2,63,281	27,697	20,988
Egypt †	—	—	—	—	—	3,01,760	4,87,760	3,13,628	4,45,770	—
Cape of Good Hope	—	—	—	—	—	—	—	1,460	—	—
Natal	—	—	—	—	—	800	5,530	26,600	63,036	11,896
Zanzibar and Pemba	—	—	—	—	—	5,280	21,250	8,850	33	1,348
Kenya Colony	—	—	—	—	—	10,160	26,730	24,490	11,314	50,605
Anglo-Egyptian Sudan	—	—	—	—	—	—	—	3,600	15,300	800
Tanganyika Territory	—	—	—	—	—	—	—	2,180	250	—
Mauritius and Dependencies	—	—	—	—	—	35,050	1,04,860	24,818	1,60,859	95,930
Seychelles	—	—	—	—	—	—	—	1,600	—	200
Canada—										
Via Atlantic Coast	—	—	—	—	—	—	20,000	—	1,786	—
„ Pacific „	—	—	—	—	—	800	900	—	1,222	3,141
British West India Islands	—	—	—	—	—	—	—	—	4,350	—
Western Australia	—	—	—	—	—	5,000	—	—	—	—
South Australia (including Northern Territory.)	—	—	—	—	—	—	—	—	—	120
Victoria	—	—	—	—	—	—	—	42,922	60	25,735
New South Wales	—	—	—	—	—	—	—	473	18,800	8,510
Australian Commonwealth (Total)	—	—	—	—	—	5,000	—	43,395	18,860	34,365
New Zealand (including Nauru and British Samoa)	—	—	—	—	—	—	1,600	—	—	1,637
Fiji Islands	—	—	—	—	—	—	4,500	—	—	—
Other British Possessions	—	—	—	—	—	630	—	—	—	—
TOTAL BRITISH EMPIRE	—	—	—	—	—	7,71,610	17,59,090	36,86,228	38,02,140	53,40,706
Norway	—	—	—	—	—	—	4,800	—	—	—
Germany	—	—	—	—	—	—	5,100	9,570	12,670	5,600
Netherlands	—	—	—	—	—	—	22,780	33,674	74,358	7,079
Belgium	—	—	—	—	—	2,000	1,000	2,731	1,000	1,060
France	—	—	—	—	—	46,980	6,740	7,176	19,580	25,000
Switzerland	—	—	—	—	—	—	6,840	14,400	6,600	—
Italy	—	—	—	—	—	2,040	—	3,000	3,965	16,200
Austria	—	—	—	—	—	—	—	4,600	—	—
Roumania	—	—	—	—	—	—	—	—	—	1,509
Turkey, European	—	—	—	—	—	—	8,72,220	3,54,600	13,57,058	17,08,805
Turkey, Asiatic	—	—	—	—	—	—	—	6,200	—	—
Levant and Black Sea	—	—	—	—	—	1,500	—	—	—	—
Red Sea	—	—	—	—	—	9,160	41,270	—	—	—
Persian Gulf	—	—	—	—	—	13,74,430	6,69,680	—	—	—
Syria	—	—	—	—	—	—	—	—	39,083	5,000
Smyrna	—	—	—	—	—	—	—	1,555	13,666	—
Meskat Territory and Trucial Oman	—	—	—	—	—	31,060	1,650	4,050	4,425	6,365
Other Native States in Arabia	—	—	—	—	—	—	800	61,578	70,118	1,728
Persia	—	—	—	—	—	6,24,250	2,35,870	1,23,826	2,21,350	1,02,778
Sumatra	—	—	—	—	—	—	—	—	—	1,000

* Included in Turkey, Asiatic, prior to 1921-22.
† Shown as a Foreign country from 1923-24.

No. 15—continued

ARTICLES, AND COUNTRIES OF FINAL DESTINATION; ALSO SHARE OF EACH PROVINCE	QUANTITY					VALUE				
	1919-20	1920-21	1921-22	1922-23	1923-24	1919-20	1920-21	1921-22	1922-23	1923-24
Textiles—concluded						R	R	R	R	R
Wool—continued										
MANUFACTURES—continued										
<i>Total value of Woollen</i>										
<i>Manufactures—continued.</i>										
Java	—	—	—	—	—	3,400	6,300	9,091	300	330
Siam	—	—	—	—	—	—	—	—	—	—
Indo-China (including Cochin-China, Cambodia, Annam, Tonkin, and French leased territories in China)	—	—	—	—	—	9,090	1,000	6,472	..	1,690
Philippine Islands and Guam	—	—	—	—	—	..	1,100
China (exclusive of Hongkong and Macao)	—	—	—	—	—	60	..	2,950
Japan	—	—	—	—	—	2,050	3,510	10,219	18,300	8,282
Egypt*	—	—	—	—	—	80,940	16,640	15,025	22,188	100
Portuguese East Africa	—	—	—	—	—	12,300	1,770	14,411	7,706	3,23,410
Madagascar	—	—	—	—	—	..	2,800	9,275
Réunion	—	—	—	—	—	2,200	15,600
Italian East Africa (Somal- land and Eritrea)	—	—	—	—	—	..	1,000	2,300
United States of America— Via Atlantic Coast	—	—	—	—	—	2,40,850	2,35,410	7,87,160	20,01,193	18,98,492
„ Pacific	—	—	—	—	—	..	1,210	30,884	1,570	956
Other Foreign Countries	—	—	—	—	—	..	1,410	120
TOTAL FOREIGN COUNTRIES	—	—	—	—	—	24,54,200	16,56,400	14,61,207	38,75,067	41,30,090
<i>Share of Bengal</i>	—	—	—	—	—	75,770	1,28,070	1,05,945	50,094	44,485
„ Bombay	—	—	—	—	—	29,93,650	20,50,400	25,81,441	29,35,563	47,85,807
„ Sind	—	—	—	—	—	1,48,760	11,67,870	21,96,762	46,72,193	46,23,973
„ Madras	—	—	—	—	—	3,940	11,720	20,737	4,297	3,615
„ Burma	—	—	—	—	—	3,690	7,530	31,550	15,060	12,916
TOTAL	—	—	—	—	—	32,25,810	34,06,400	60,86,435	78,77,207	94,70,796
Total value of Wool and Woolens	—	—	—	—	—	1,85,82,820	1,10,76,580	1,46,25,073	1,65,91,476	1,09,54,068
Other textiles—	Cwts.	Cwts.	Cwts.	Cwts.	Cwts.					
Raw (II Q)—										
United Kingdom	441	7,050	..
<i>Share of Bengal</i>	441	7,050	..
Manufactures (III U)—										
United Kingdom	—	—	—	—	—	..	23,050	14,055	26,013	..
Aden and Dependencies	—	—	—	—	—	4,575	..	2,820
Mesopotamia †	—	—	—	—	—	11,164	20,785	8,886
Bahrein Islands	—	—	—	—	—	8,220
Ceylon	—	—	—	—	—	7,120	18,270	1,95,829	64,485	69,421
Straits Settlements (including Labuan)	—	—	—	—	—	1,300
Natal	—	—	—	—	—	1,175	..	700
Zanzibar and Pemba	—	—	—	—	—	268	..	4,115
Kenya Colony	—	—	—	—	—	14,500
Tanganyika Territory	—	—	—	—	—	1,450
Mauritius and Dependencies	—	—	—	—	—	..	8,650	4,300	2,285	..
Other British Possessions	—	—	—	—	—
TOTAL BRITISH EMPIRE	—	—	—	—	—	7,120	49,970	2,33,256	1,14,168	99,612
Portugal	—	—	—	—	—	2,800	..
Turkey, Asiatic	—	—	—	—	—
Red Sea	—	—	—	—	—	10,800	8,230
Persian Gulf	—	—	—	—	—	85,600	46,080
Maskat Territory and Trucial Oman	—	—	—	—	—	..	67,030
Other Native States in Arabia	—	—	—	—	—	60,980	..	2,200	..	11,537
Persia, etc.	—	—	—	—	—	1,93,340	1,21,860	15,755	39,515	76,519
Java	—	—	—	—	—	..	2,970
Portuguese East Africa	—	—	—	—	—	17,830	..	11,800
Other Foreign Countries	—	—	—	—	—	700
TOTAL FOREIGN COUNTRIES	—	—	—	—	—	8,50,120	2,46,020	36,485	42,315	99,656
<i>Share of Bengal</i>	—	—	—	—	—	14,655	1,266	..
„ Bombay	—	—	—	—	—	3,26,950	2,95,990	2,53,036	1,02,050	1,69,777
„ Sind	—	—	—	—	—	31,980	..	2,000	52,167	29,691
TOTAL	—	—	—	—	—	8,57,240	2,95,990	2,69,741	1,56,483	1,99,468
Total value of Textiles, Raw Materials	—	—	—	—	—	1,65,55,950	1,07,48,050	1,58,55,672	2,93,05,920	2,13,28,645
Total value of Yarns and Textile Fabrics	—	—	—	—	—	6,47,23,750	4,51,15,500	4,79,14,911	4,61,06,928	3,96,90,693
Total value of Textiles, Raw and Manufactures	—	—	—	—	—	8,12,79,700	5,58,63,550	6,37,70,583	6,64,12,848	6,10,19,338

* Shown as a Foreign country from 1923-24.

† Included in Turkey, Asiatic, prior to 1921-22.

GENERAL EXPORTS

(928)

FOREIGN MERCHANDISE

No. 15—continued

ARTICLES AND COUNTRIES OF FINAL DESTINATION; ALSO SHARE OF EACH PROVINCE	QUANTITY					VALUE				
	1910-20	1920-21	1921-22	1922-23	1923-24	1910-20	1920-21	1921-22	1922-23	1923-24
Tobacco—										
Unmanufactured (I. J)—	Lbs	Lbs	Lbs	Lbs	Lbs	R	R	R	R	R
United Kingdom	309	1,672	5,200	1,254	..
Cyprus	20,515	8,072
Aden and Dependencies	238	31,304	2,787	4,201	20,058	240	5,000	1,526	5,000	20,094
Mesopotamia*	—	—	4,884	—	—	4,800
Bahrain Islands	..	18,473	18,490
Egypt†	256,769	569,928	404,463	73,648	—	3,01,430	5,24,030	3,68,918	72,761	—
Kenya Colony	..	2,475	2,480
Other British Possessions	28	90
TOTAL BRITISH EMPIRE	256,035	622,180	422,074	79,521	24,922	3,01,760	5,50,000	3,83,725	79,015	24,804
Turkey, Asiatic
Levant and Black Sea	28,071	11,229	—	—	—	19,850	11,040	—	—	—
Persian Gulf	34,377	..	—	—	—	38,750	..	—	—	—
Syria	—	—	74,853	2,394	15,719	—	—	74,953	1,700	17,030
Byzantine	—	—	15,904	24,234	..	—	—	15,000	24,158	..
Egypt	—	—	—	—	160,096	—	—	—	—	1,60,938
United States of America— Via Atlantic Coast	..	1,050	..	13,691	440	..	1,050	..	13,760	460
Other Foreign Countries	..	222	224	5	808	..	220	225	10	868
TOTAL FOREIGN COUNTRIES	57,448	12,492	90,981	40,324	177,061	58,600	12,310	90,178	39,628	1,88,296
Share of Bombay	313,455	634,672	518,755	118,173	201,985	3,60,270	5,62,310	4,68,703	1,17,389	2,13,196
„ Sind	1,672	1,254	..
„ Madras	28	..	300	90	..	5,200
TOTAL	313,483	634,672	519,055	119,845	201,985	3,60,360	5,62,310	4,73,903	1,18,643	2,13,100
Manufactured (I. J)—										
United Kingdom	Lbs	Lbs	Lbs	Lbs	Lbs					
Aden and Dependencies	2,918	31,978	11,000	23,336	3,108	13,720	20,820	50,478	70,928	15,008
Mesopotamia*	—	—	51,720	14,342	3,097	—	—	1,79,297	60,630	13,007
Bahrain Islands	5,403	11,364	5,075	3,188	2,089	14,490	33,390	18,764	24,115	12,099
Ceylon	362	250	547	38,733	907	740	750	2,719	18,331	1,555
Straits Settlements (including Labuan)	..	2,695	210	1,595	25,221	..	11,740	1,693	6,470	8,997
Hongkong	146,739	23,502	8,392	2,209	1,189	4,67,840	2,28,030	56,831	21,717	8,505
Egypt†	300	14,429	7,868	4,217	—	530	87,450	28,292	15,847	—
Natal	138	1,736	330	2,250
Zanzibar and Pemba	1,936	10,501	88	3,250	7,050	2,250	55,820	255	9,200	3,228
Kenya Colony	6,688	..	1,966	2,723	125	10,400	..	13,250	7,420	400
Mauritius and Dependencies	672	3,712	83	200	1,008	1,800	6,500	100	400	2,969
Western Australia	150	165	..
South Australia (including Northern Territory)	20	113
Victoria	27	200	..
New South Wales	..	309	90	..	270	..	1,060	280	..	704
Tasmania	..	445	50	2,830	175
Australian Commonwealth (Total)	..	754	140	177	300	..	3,890	455	365	817
New Zealand (including Nauru and British Samoa)	275	2,381	2,004	923	2,003	1,150	7,480	7,008	3,138	6,289
Other British Possessions	63	25	..	249	83	110	90	..	902	160
TOTAL BRITISH EMPIRE	172,732	123,153	102,956	106,878	60,535	5,81,220	5,81,750	3,98,450	2,93,800	1,06,723
Denmark	2,724	6,912
Netherlands	..	2,325	100	..	300	..	3,110	55	..	460
France	484	..	153	..	12	4,310	..	325	..	170
Turkey, European	1,910	2,082
Turkey, Asiatic
Levant and Black Sea	171,513	—	—	—	—
Persian Gulf	..	142,307	—	—	—	6,53,680	4,44,000	—	—	—
Mascat Territory and Trucial Oman	12,022	4,853	8,403	3,493	1,599	85,000	14,510	33,857	13,911	10,269
Other Native States in Arabia	600	152	38	715	2,805	1,310	940	317	5,756	14,932
Persia	20,522	9,527	3,116	8,501	6,200	1,19,000	56,710	20,053	46,454	41,269
Henjam Island	..	172	..	15	230	..	900	..	125	1,671
Java	..	184	150	10	224	..	2,380	120	78	1,900
Celbes and other Islands	2,000	1,330
China (exclusive of Hongkong and Mukdo)	..	4,500	3,751	12	42,560	17,050	114	..
Egypt†	—	—	—	—	5,070	—	—	—	—	15,308
German East Africa	2,910	350	..	—	—	2,000	1,800	..	—	—
United States of America— Via Atlantic Coast	100	107	..	2,555	..	500	720	..	5,587	..
Other Foreign Countries	120	912	100	375	448	210	1,930	275	1,338	630
TOTAL FOREIGN COUNTRIES	211,171	165,419	20,445	15,766	16,588	8,17,480	5,60,900	81,026	73,363	80,506

* Included in Turkey, Asiatic, prior to 1921-22
 † Shown as a Foreign country from 1923-24.
 ‡ Shown as "Tanganyika Territory" under the British Empire from 1921-22.

No. 15 -continued

ARTICLES, AND COUNTRIES OF FINAL DESTINATION ; ALSO SHARE OF EACH PROVINCE	QUANTITY					VALUE				
	1919-20	1920-21	1921-22	1922-23	1923-24	1919-20	1920-21	1921-22	1922-23	1923-24
Tobacco—contd.	Lbs	Lbs	Lbs	Lbs	Lbs	R	R	R	R	R
Manufactured—contd.										
Share of Bengal	106,360	112,601	9,640	50,597	47,548	2,08,370	4,73,800	39,362	72,870	51,442
„ Bombay	222,582	124,989	73,137	43,320	19,653	8,91,100	4,35,060	3,49,720	1,94,670	1,10,464
„ Sind	28,952	32,422	28,185	17,438	1,614	1,01,620	1,24,170	43,738	62,659	9,561
„ Madras	26,009	22,474	12,313	7,506	8,678	87,610	65,400	45,001	20,759	21,451
„ Burma	1,066	195	3,783	3,140	1,665	16,265	..
TOTAL	383,993	498,572	123,401	122,644	77,523	13,48,760	11,01,650	4,19,480	3,67,223	1,98,322
TOTAL TOBACCO	Lbs 697,386	Lbs 928,244	Lbs 612,450	Lbs 242,489	Lbs 279,508	17,10,060	16,84,000	9,58,389	4,85,866	4,06,512
Toys and Requisites for Games and Sports (in- cluding Fishing Tackle, other than Fire-arms) (III. V)—										
United Kingdom	—	—	—	—	—	18,860	55,080	57,468	73,453	1,22,230
Gibraltar	—	—	—	—	—	..	260	2,201	655	..
Aden and Dependencies	—	—	—	—	—	12,270	12,230	6,650	3,637	2,320
Mesopotamia *	—	—	—	—	—	77,700	26,601	14,472
Bahrain Islands	—	—	—	—	—	12,500	2,460	3,760	2,221	6,765
Ceylon	—	—	—	—	—	13,680	23,070	19,056	8,876	4,069
Straits Settlements (includ- ing Labuan)	—	—	—	—	—	1,830	1,350	2,900	7,006	10,173
Hongkong	—	—	—	—	—	10	10,300	250	..	110
Egypt †	—	—	—	—	—	420	2,870	2,542	480	..
Cape of Good Hope	—	—	—	—	—	100	263	1,800
Natal	—	—	—	—	—	120	1,200	11,958	800	4,866
Zanzibar and Pemba	—	—	—	—	—	8,280	8,250	1,380	2,015	3,976
Kenya Colony	—	—	—	—	—	9,800	9,870	3,694	1,461	6,266
Anglo-Egyptian Sudan	—	—	—	—	—	150	4,430
Tanganyika Territory	—	—	—	—	—	318	8,500	3,916
Mauritius and Dependencies	—	—	—	—	—	780	3,860	800	8,335	1,273
Seychelles	—	—	—	—	—	1,680	1,840	650	978	1,900
Western Australia	—	—	—	—	—	..	10	342
South Australia (including Northern Territory)	—	—	—	—	—	40	..	600	80	1,270
Victoria	—	—	—	—	—	10	190	6,178	6,504	2,222
New South Wales	—	—	—	—	—	4,329	..
Australian Commonwealth (Total)	—	—	—	—	—	50	200	6,778	10,913	3,834
New Zealand (including Nauru and British Samoa)	—	—	—	—	—	..	380	60	5,145	2,912
Fiji Islands	—	—	—	—	—	1,023	600
Other British Possessions	—	—	—	—	—	50	30	1,243	228	..
TOTAL BRITISH EMPIRE						80,210	1,28,190	1,98,984	1,04,845	1,90,820
Germany	—	—	—	—	—	30	100	4,090
Belgium	—	—	—	—	—	825	3,000	..
Italy	—	—	—	—	—	..	15,930	..	900	350
Turkey, Asiatic	—	—	—	—	—
Red Sea	—	—	—	—	—	1,630	2,510
Persian Gulf	—	—	—	—	—	1,23,120	54,560
Native States in Arabia, other than Maskat Territory and Trucial Oman	—	—	—	—	—	4,200	800	4,420	3,350	1,975
Persia	—	—	—	—	—	22,040	10,120	16,260	11,533	21,720
Java	—	—	—	—	—	1,500	1,000
Sumatra	—	—	—	—	—	170	1,230	1,120	877	1,354
Siam	—	—	—	—	—
Indo-China (including Coch- China, Cambodia, Annam, Tonkin and French leased territories in China)	—	—	—	—	—	4,000	35
China (exclusive of Hongkong and Macao)	—	—	—	—	—	520	..	6,895	250	1,075
Japan	—	—	..	—	—	10,810	4,210	139	474	..
Egypt †	—	—	—	—	—	1,027
Portuguese East Africa	—	—	—	—	—	7,700	1,500	5,375	1,365	1,375
United States of America— Via Atlantic Coast	—	—	—	—	—	360	3,910	1,270	1,041	11,021
„ Pacific „	—	—	—	—	—	8,001
Other Foreign Countries	—	—	—	—	—	2,430	2,960	1,051	645	1,440
TOTAL FOREIGN COUNTRIES						1,78,480	1,07,730	34,605	23,535	40,362
Share of Bengal	—	—	—	—	—	7,000	29,600	11,326	28,405	19,080
„ Bombay	—	—	—	—	—	2,10,990	1,76,650	1,61,371	96,263	1,82,984
„ Sind	—	—	—	—	—	31,730	22,660	49,423	54,421	21,507
„ Madras	—	—	—	—	—	6,950	4,060	5,534	5,022	8,435
„ Burma	—	—	—	—	—	2,420	2,960	5,735	4,269	5,776
TOTAL						2,58,690	2,35,920	2,33,589	1,88,380	2,37,182

* Included in Turkey, Asiatic prior to 1921-22.
† Shown as a Foreign country from 1923-24.

GENERAL EXPORTS

(930)

FOREIGN MERCHANDISE

No. 15—continued

ARTICLES, AND COUNTRIES OF FINAL DESTINATION; ALSO SHARE OF EACH PROVINCE	QUANTITY					VALUE				
	1919-20	1920-21	1921-22	1922-23	1923-24	1919-20	1920-21	1921-22	1922-23	1923-24
Umbrellas (including Parasols and Sunshades) (III. V.)—	No.	No.	No.	No.	No.	R	R	R	R	R
Aden and Dependencies . . .	240	440	492	700	270	570	1,640	1,550	2,323	1,280
Mesopotamia * . . .	—	—	2,340	648	2,172	8,880	1,510	7,350
Bahrain Islands . . .	3,064	..	72	60	972	8,040	..	250	200	2,750
Ceylon . . .	15	1,368	4,662	5,250	4,806	150	6,180	15,830	20,623	15,320
Straits Settlements (including Labuan) . . .	490	566	1,542	848	282	1,480	1,890	5,835	1,604	704
Cape of Good Hope	204	300	1,040	1,600
Natal	9	613	264	481	..	70	2,000	1,030	1,022
Zanzibar and Pemba . . .	321	12	744	1,488	1,320	430	70	2,700	5,600	3,240
Kenya Colony . . .	4,392	660	879	1,476	2,028	8,200	2,200	2,350	4,650	5,050
Tanganyika Territory . . .	—	—	1,056	372	84	9,650	1,200	500
Mauritius and Dependencies . . .	940	7,252	4,200	9,456	..	3,200	25,190	15,800	34,050	..
Other British Possessions . . .	261	314	60	25	38	490	1,050	485	169	150
TOTAL BRITISH EMPIRE	9,723	10,627	16,660	20,851	12,843	23,460	38,270	60,180	74,001	30,030
Native States in Arabia other than Maskat Territory and Trucial Oman . . .	420	..	4,566	612	240	990	..	13,520	3,600	600
Turkey, Asiatic
Red Sea . . .	144	369	—	—	—	370	2,180	—	—	—
Persian Gulf . . .	17,812	2,698	—	—	—	60,240	11,280	—	—	—
Persia . . .	6,482	954	480	702	660	21,130	3,190	2,100	2,295	2,86
Java	498	2,450
China (exclusive of Hongkong and Macao)	1,000	19,014	10,160	500	13,115	6,95
Portuguese East Africa . . .	6,403	..	708	492	1,092	19,490	..	2,370	1,340	3,950
Other Foreign Countries . . .	84	120	114	362	192	540	620	706	1,147	540
TOTAL FOREIGN COUNTRIES	31,345	4,130	7,366	21,182	12,344	1,02,760	17,270	21,646	21,497	15,120
<i>Share of Bengal</i> . . .	130	566	916	388	96	560	1,890	2,530	2,293	660
" <i>Bombay</i> . . .	40,702	14,165	21,723	21,571	14,387	1,24,760	63,570	77,460	79,388	46,431
" <i>Sind</i> . . .	17	24	48	73	..	50	70	200	260	..
" <i>Madras</i> . . .	159	..	36	3	24	640	..	200	6	120
" <i>Burma</i> . . .	10	2	1,303	19,498	10,180	220	10	1,436	13,551	7,95
TOTAL	41,068	14,757	24,026	42,033	25,187	1,26,220	55,540	81,826	95,498	54,170
Vehicles (excluding Locomotives, etc., for Railways)—										
<i>Carriages and carts (excluding Railway carriages) and parts thereof (III. P.)—</i>										
United Kingdom . . .	—	—	—	—	—	3,59,100	4,85,420	9,76,809	7,54,006	4,68,411
Gibraltar . . .	—	—	—	—	—	12,450
Malta and Goro . . .	—	—	—	—	—	..	7,010
Cyprus . . .	—	—	—	—	—	5,823
Aden and Dependencies . . .	—	—	—	—	—	3,950	5,610	32,806	9,797	..
Mesopotamia * . . .	—	—	—	—	—	—	—	3,74,050	49,445	8,40
Bahrain Islands . . .	—	—	—	—	—	6,720	5,250	28,761	37,039	..
Ceylon . . .	—	—	—	—	—	67,280	1,00,500	1,22,922	2,07,184	41,100
Straits Settlements (including Labuan) . . .	—	—	—	—	—	45,570	43,470	60,529	1,12,080	60,810
Federated Malay States . . .	—	—	—	—	—	350	11,250	75	..	4,790
Hongkong . . .	—	—	—	—	—	1,480	..	2,250	5,828	4,000
Egypt † . . .	—	—	—	—	—	..	14,300	8,050	1,400	—
Natal . . .	—	—	—	—	—	100	11,910	..
Zanzibar and Pemba . . .	—	—	—	—	—	6,140	6,800	14,066	3,633	..
Kenya Colony . . .	—	—	—	—	—	13,140	37,090	12,723	9,095	..
Tanganyika Territory . . .	—	—	—	—	—	—	—	1,000	1,655	..
Mauritius and Dependencies . . .	—	—	—	—	—	1,400	..	6,478	..	9,120
Seychelles . . .	—	—	—	—	—	760	250	1,450	450	..
Canada—	—	—	—	—	—	..	32,360
<i>Via Atlantic Coast.</i> . . .	—	—	—	—	—	..	300	..	240	520
Western Australia . . .	—	—	—	—	—

* Included in Turkey, Asiatic prior to 1921-22.
† Shown as a Foreign country from 1923-24.

No. 15—continued

ARTICLES, AND COUNTRIES OF FINAL DESTINATION; ALSO SHARE OF EACH PROVINCE	QUANTITY					VALUE				
	1919-20	1920-21	1921-22	1922-23	1923-24	1919-20	1920-21	1921-22	1922-23	1923-24
Vehicles (excluding Loco- motives, etc for Rail- ways)—contd.										
Carriages and carts (ex- cluding railway car- riages) and parts thereof (III. F)—continued										
Victoria	—	—	—	—	—	..	8,700	6,500	57,376	..
Tasmania	—	—	—	—	—	..	150
New South Wales	—	—	—	—	—	..	1,000	14,020	73,236	3,002
Australian Commonwealth (Total)	—	—	—	—	—	..	10,150	20,520	1,30,861	3,528
Other British Possessions	—	—	—	—	—	800
TOTAL BRITISH EMPIRE	—	—	—	—	—	5,06,070	7,70,290	16,81,862	18,35,033	6,07,019
Germany	—	—	—	—	—	15,270	5,245	711
Netherlands	—	—	—	—	—	..	150	..	1,200	..
Belgium	—	—	—	—	—	40	..	250	1,250	..
France	—	—	—	—	—	72,070	..	68,460	10,735	17,000
Portugal	—	—	—	—	—	3,500
Italy	—	—	—	—	—	440	200	..	1,004	3,000
Turkey, Asiatic	—	—	—	—	—
Red Sea	—	—	—	—	—	..	40,700	—	—	—
Persian Gulf	—	—	—	—	—	8,56,000	8,05,660	—	—	—
Native States in Arabia other than Maskat Terri- tory and Trucial Oman	—	—	—	—	—	1,530	2,370	18,150	43,150	..
Fersia	—	—	—	—	—	1,14,500	2,35,850	93,765	54,926	30
Benjam Island	—	—	—	—	—	5,077	664	..
Sumatra	—	—	—	—	—	5,000	2,960	..
Java	—	—	—	—	—	15,580	750	900
Siam	—	—	—	—	—	300	8,870	10,925	6,800	..
Indo-China (including Cochin- China, Cambodia, Annam, Tonkin and French leased territories in China)	—	—	—	—	—	1,070
Philippine Islands and Guam	—	—	—	—	—	1,950	..
China (exclusive of Hongkong and Macao)	—	—	—	—	—	12,250
Japan	—	—	—	—	—	21,970	4,170	6,800	2,450	..
Portuguese East Africa	—	—	—	—	—	..	200	1,200	250	420
German East Africa *	—	—	—	—	—	..	2,000
Italian East Africa (Somali- land and Eritrea)	—	—	—	—	—	..	1,500
United States of America—										
 Atlantic Coast.	—	—	—	—	—	18,940	2,090	2,86,570	31,437	58,841
 Pacific	—	—	—	—	—	..	2,800	13,730	..	11,281
Other Foreign Countries	—	—	—	—	—	180	400	500	57	..
TOTAL FOREIGN COUNTRIES	—	—	—	—	—	10,87,170	11,02,390	5,26,986	1,64,337	89,182
Share of Bengal	—	—	—	—	—	2,49,730	3,37,750	6,58,108	6,34,099	4,70,197
 Zombay	—	—	—	—	—	10,86,130	11,03,070	11,60,419	6,24,052	..
 Sind	—	—	—	—	—	1,34,990	1,70,160	1,62,908	1,13,117	9,276
 Mauras	—	—	—	—	—	86,770	88,360	2,51,356	1,24,515	66,842
 Burma	—	—	—	—	—	36,320	1,73,320	76,560	1,03,587	1,60,387
TOTAL	—	—	—	—	—	15,03,240	18,72,660	22,08,048	14,99,370	6,56,701
Ships, parts of (including Launches and Boats) (III. F)—										
Bahrain Islands	—	—	—	—	—	..	2,500	2,500
Ceylon	—	—	—	—	—	700	2,110	..	257	820
Hongkong	—	—	—	—	—	11,500	..	10,020
Natal	—	—	—	—	—	60
Kenya Colony	—	—	—	—	—	1,500	700	..
Mauritius and Dependencies	—	—	—	—	—	66,000
Other British Possessions	—	—	—	—	—	800	600	1,000	845	..
TOTAL BRITISH EMPIRE	—	—	—	—	—	3,000	5,210	81,000	1,802	10,400
Turkey, Asiatic	—	—	—	—	—
Red Sea	—	—	—	—	—	14,000
Persian Gulf	—	—	—	—	—	2,52,050	7,100
Maskat Territory and Trucial Oman	—	—	—	—	—	..	9,000	220
Fersia	—	—	—	—	—	30,850	590
China (exclusive of Hong- kong and Macao)	—	—	—	—	—	600	..
Other Foreign Countries	—	—	—	—	—	142
TOTAL FOREIGN COUNTRIES	—	—	—	—	—	2,06,880	16,610	..	500	862

* Shown as Tanganyika "Territory" under the British Empire from 1911-22.

GENERAL EXPORTS

(932)

FOREIGN MERCHANDISE

No. 15—continued

ARTICLES AND COUNTRIES OF FINAL DESTINATION; ALSO SHARE OF EACH PROVINCE	QUANTITY					VALUE				
	1919-20	1920-21	1921-22	1922-23	1923-24	1919-20	1920-21	1921-22	1922-23	1923-24
						R	R	R	R	R
Vehicles (excluding Loco- motives, etc., for Rail- ways)—cont'd.										
Ships, parts of (including Launches and Boats) (III. F.)—cont'd.										
Share of Bengal . . .	—	—	—	—	—	..	1,200	66,000	..	100
„ Bombay . . .	—	—	—	—	—	57,030	8,610	14,400	1,320	10,448
„ Sind . . .	—	—	—	—	—	2,42,650	12,090	220
„ Madras . . .	—	—	—	—	—	482	..
„ Burma . . .	—	—	—	—	—	600	600	..
TOTAL	—	—	—	—	—	2,99,880	21,900	81,000	2,302	10,762
Other sorts (III-P.) (a) —										
United Kingdom . . .	—	—	—	—	—	—	—	—	—	8,72,303
Aden and Dependencies . . .	—	—	—	—	—	—	—	—	—	13,853
Mesopotamia . . .	—	—	—	—	—	—	—	—	—	39,899
Bahrain Islands . . .	—	—	—	—	—	—	—	—	—	7,598
Ceylon . . .	—	—	—	—	—	—	—	—	—	72,139
Straits Settlements (includ- ing Labuan) . . .	—	—	—	—	—	—	—	—	—	33,369
Federated Malay States . . .	—	—	—	—	—	—	—	—	—	500
Natal . . .	—	—	—	—	—	—	—	—	—	795
Zanzibar and Pemba . . .	—	—	—	—	—	—	—	—	—	1,500
Kenya colony . . .	—	—	—	—	—	—	—	—	—	9,300
Tanganyika Territory . . .	—	—	—	—	—	—	—	—	—	1,900
Canada—										
Via Atlantic Coast . . .	—	—	—	—	—	—	—	—	—	250
South Australia (including Northern Territory) . . .	—	—	—	—	—	—	—	—	—	6,133
Victoria . . .	—	—	—	—	—	—	—	—	—	700
New South Wales . . .	—	—	—	—	—	—	—	—	—	14,125
Australian Commonwealth Total	—	—	—	—	—	—	—	—	—	19,958
TOTAL BRITISH EMPIRE	—	—	—	—	—	—	—	—	—	10,73,363
Sweden . . .	—	—	—	—	—	—	—	—	—	5,000
Germany . . .	—	—	—	—	—	—	—	—	—	4,940
France . . .	—	—	—	—	—	—	—	—	—	7,500
Italy . . .	—	—	—	—	—	—	—	—	—	100
Native States in Arabia other than Mus-kat Territory and Trucial Oman . . .	—	—	—	—	—	—	—	—	—	600 ^a
Persia . . .	—	—	—	—	—	—	—	—	—	91,631
Honjam Island . . .	—	—	—	—	—	—	—	—	—	982
Java . . .	—	—	—	—	—	—	—	—	—	1,400
Japan . . .	—	—	—	—	—	—	—	—	—	18,290
Portuguese East Africa . . .	—	—	—	—	—	—	—	—	—	1,000
United States in America —										
Via Atlantic Coast . . .	—	—	—	—	—	—	—	—	—	5,050
„ Pacific „ . . .	—	—	—	—	—	—	—	—	—	11,305
Other Foreign Countries . . .	—	—	—	—	—	—	—	—	—	1,090
TOTAL FOREIGN COUNTRIES	—	—	—	—	—	—	—	—	—	93,888
Share of Bengal . . .	—	—	—	—	—	—	—	—	—	1,42,576
„ Bombay . . .	—	—	—	—	—	—	—	—	—	8,46,589
„ Sind . . .	—	—	—	—	—	—	—	—	—	75,171
„ Madras . . .	—	—	—	—	—	—	—	—	—	44,720
„ Burma . . .	—	—	—	—	—	—	—	—	—	64,195
TOTAL	—	—	—	—	—	—	—	—	—	11,72,251
TOTAL VALUE OF VEHICLES	—	—	—	—	—	18,93,120	18,04,580	22,80,648	15,01,072	18,79,714

(a) Separately recorded from 1923-24.

No. 15—continued

ARTICLES, AND COUNTRIES OF FINAL DESTINATION; ALSO SHARE OF EACH PROVINCE	QUANTITY					VALUE				
	1919-20	1920-21	1921-22	1922-23	1923-24	1919-20	1920-21	1921-22	1922-23	1923-24
						R	R	R	R	R
Wax of all kinds (excluding candles) (II. L.)—										
United Kingdom	Cwts. 33	Cwts. 327	Cwts. ..	Cwts. 432	Cwts. 21	2,800	27,010	..	28,000	1,500
Straits Settlements (including Labuan)	77	243	2	5,020	19,276	400	..
Hongkong.	12	5	846	70	..	1,000	310	49,047	5,300	..
Other British Possessions	4	11	3	3	80	250	672	253	210
TOTAL BRITISH EMPIRE	45	413	1,100	607	24	3,880	32,510	68,995	34,052	1,710
Turkey, Asiatic
Persian Gulf.	18	2	—	—	—	1,410	250	—	—	—
Other Foreign Countries	2	..	10	..	3	191	47
TOTAL FOREIGN COUNTRIES	18	2	..	2	..	1,420	250	3	191	47
Share of Bengal	19	2,330
.. Bombay	63	396	1,098	507	24	5,300	30,510	68,595	33,840	1,757
.. Sind	3
.. Madras	2	2	400	403	..
TOTAL	63	415	1,100	509	24	5,300	32,840	68,998	34,243	1,757
Wood and Timber—										
TIMBER, other than RAILWAY SLEEPERS—										
Teak (II. R.)—	Cubic tons	Cubic tons	Cubic tons	Cubic tons	Cubic tons					
United Kingdom	115	9	..	22	..	29,740	6,820	..	7,450	..
Aden and Dependencies	8	8	..	1	..	2,700	1,612	..	291
Mesopotamia*	—	—	8	—	—	3,108
Zanzibar and Pemba	18	75	4,500	18,250
Other British Possessions	4	2	..	3	..	700	630	..	525	..
TOTAL BRITISH EMPIRE	137	94	16	25	1	35,240	28,400	4,715	7,975	291
Italy	5	1,107
Turkey, Asiatic
Persian Gulf	11	22	—	—	—	1,590	5,190	—	—	—
Perak	21	59	14	395	148	11,200	32,010	7,794	1,77,511	42,645
Other Foreign Countries	5	869
TOTAL FOREIGN COUNTRIES	52	81	14	395	158	12,790	37,200	7,794	1,77,511	44,621
Share of Bengal	22	7,450	..
.. Bombay	169	175	30	398	159	48,030	65,100	12,509	1,75,035	44,912
TOTAL	169	175	30	420	159	48,030	65,600	12,509	1,85,486	44,912
Other Timber (II R.)—	Cubic tons	Cubic tons	Cubic tons	Cubic tons	Cubic tons					
United Kingdom	2	..	16	225	..	8,000
Aden and Dependencies	16	30	20	..	7	2,170	7,010	3,408	..	2,075
Mesopotamia*	—	—	85	45	58	—	—	19,716	9,098	12,000
Bahrain Islands	6	26	1	10	2	400	4,360	560	2,640	710
Ceylon	11	156	28	9	2	550	25,990	3,730	510	161
Zanzibar and Pemba	7	..	1	3,010	..	650	300
Kenya Colony	21	12,800
Other British Possessions	1	897
TOTAL BRITISH EMPIRE	33	250	135	65	85	3,210	58,570	28,531	12,898	23,246

* Included in Turkey, Asiatic, prior to 1921-22

GENERAL EXPORTS

(934)

FOREIGN MERCHANDISE

No. 15—continued

ARTICLES, AND COUNTRIES OF FINAL DESTINATION; ALSO SHARE OF EACH PROVINCE	QUANTITY					VALUE				
	1919-20	1920-21	1921-22	1922-23	1923-24	1919-20	1920-21	1921-22	1922-23	1923-24
Wood and Timber—continued						R	R	R	R	R
TIMBER, other than RAILWAY SLEEPERS—continued										
<i>Other Timber (I. R.)—contd.</i>	Cubic tons	Cubic tons	Cubic tons	Cubic tons	Cubic tons					
France	8	5,930
Turkey, Asiatic
Persian Gulf	198	92	—	—	—	30,890	14,010	—	—	—
Maskat Territory and Trucial Oman	8	7	8	26	21	610	1,980	1,762	3,678	3,107
Other Native States in Arabia	74	12	30	6	10	18,570	1,080	5,685	495	1,098
Persia	198	410	36	826	98	45,880	95,810	10,481	1,77,096	20,941
Hejaz Island	31	1	8,449	380	..
Other Foreign Countries	1	296	..	60
TOTAL FOREIGN COUNTRIES	478	529	106	858	120	95,950	1,18,810	26,678	1,81,649	25,206
<i>Share of Bengal</i>	..	8	3	..	10	..	5,930	521	..	8,000
" Bombay	392	625	92	855	178	82,800	1,27,110	23,519	1,87,766	37,702
" Sind	103	90	119	69	18	9,810	13,360	26,537	6,271	2,625
" Madras	11	156	26	9	2	550	25,990	3,730	510	125
" Burma	1	897
TOTAL	506	779	241	923	214	99,160	1,72,380	55,204	1,94,547	48,462
Wood, ornamental (I. R.)—										
United Kingdom	—	—	—	—	—	3,045	1,950	5,535
Aden and Dependencies	—	—	—	—	—	1,000	625
Ceylon	—	—	—	—	—	530	1,030	900
Hongkong	—	—	—	—	—	890	490
Egypt*	—	—	—	—	—	..	1,870
Zanzibar and Pemba	—	—	—	—	—	3,000	600	..
Anglo Egyptian Sudan	—	—	—	—	—	1,700
Other British Possessions	—	—	—	—	—	1,000
TOTAL BRITISH EMPIRE	—	—	—	—	—	20
Germany	—	—	—	—	—	6,140	2,300	3,045	4,580	8,000
Maskat Territory and Trucial Oman	—	—	—	—	—	11,200
China (exclusive of Hong- kong and Macão)	—	—	—	—	—	5,700
Egypt*	—	—	—	—	—	..	1,860
Other Foreign Countries	—	—	—	—	—	150
TOTAL FOREIGN COUNTRIES	—	—	—	—	—	20	250	500
<i>Share of Bengal</i>
" Bombay	80
" Madras	5,270	3,970	8,700	2,480	19,610
TOTAL	—	—	—	—	—	6,160	4,400	8,745	4,580	19,710
MANUFACTURES OF WOOD, other than FURNITURE AND CABINETWARE (III. G)—										
United Kingdom	—	—	—	—	—	1,97,990	10,37,220	10,24,430	8,23,178	6,88,682
Aden and Dependencies	—	—	—	—	—	1,010	3,650	210	..	453
Mesopotamia †	—	—	—	—	—	1,660	2,657	1,452
Ceylon	—	—	—	—	—	45,080	1,460	5,896	10,103	7,736
Straits Settlements (including Labuan)	—	—	—	—	—	6,520	1,090	760	7	..
Natal	—	—	—	—	—	..	1,000	..	2,000	..
Zanzibar and Pemba	—	—	—	—	—	1,750	1,000	700	1,200	..
Kenya Colony	—	—	—	—	—	1,140	5,860	..	222	100
Other British Possessions	—	—	—	—	—	1,030	370	14	1,135	180
TOTAL BRITISH EMPIRE	—	—	—	—	—	2,54,520	10,52,110	10,33,670	8,40,507	6,98,103
Germany	—	—	—	—	—	2,206	..	1,470
Belgium	—	—	—	—	—	1,070
Turkey, European	—	—	—	—	—
Turkey, Asiatic	—	—	—	—	—	..	8,650
Persian Gulf	—	—	—	—	—
Persia	—	—	—	—	—	6,000	11,590
Sumatra	—	—	—	—	—	16,930	28,450	46,433	350	79,415
	—	—	—	—	—	6,630

* Shown as a Foreign country from 1923-24.
† Included in Turkey, Asiatic, prior to 1921-22.

No. 15—continued

ARTICLES, AND COUNTRIES OF FINAL DESTINATION; ALSO SHARE OF EACH PROVINCE	QUANTITY					VALUE				
	1919-20	1920-21	1921-22	1922-23	1923-24	1919-20	1920-21	1921-22	1922-23	1923-24
Wood and Timber—concluded										
MANUFACTURES OF WOOD, other than FURNITURE AND CABINETWARE (III. G)— continued						R	R	R	R	R
Java	—	—	—	—	—	00	6,861	..
China (exclusive of Hong- kong and Macao)	—	—	—	—	—	17,100	2,400	..
Italian East Africa (Somali- land and Eritrea)	—	—	—	—	—	1,100	..
United States of America— Via Atlantic Coast	—	—	—	—	—	2,468	296	..
Other Foreign Countries	—	—	—	—	—	00	150	27	808	400
TOTAL FOREIGN COUNTRIES	—	—	—	—	—	29,610	48,840	60,304	11,000	81,286
Share of Bengal	—	—	—	—	—	71,450	1,43,670	1,82,635	1,40,130	1,20,563
.. Bombay	—	—	—	—	—	1,63,130	7,10,160	5,28,826	4,03,384	3,62,409
.. Sind	—	—	—	—	—	39,490	1,94,830	3,05,670	1,28,216	1,00,720
.. Madras	—	—	—	—	—	8,020	31,630	62,232	47,986	56,422
.. Burma	—	—	—	—	—	7,140	20,810	33,902	42,691	29,691
TOTAL	—	—	—	—	—	2,84,130	11,00,900	11,03,064	8,52,407	7,79,808
Total value of wood and timber	—	—	—	—	—	4,37,480	13,43,390	11,79,522	12,37,020	8,92,962
Postal Articles (V)—										
United Kingdom	—	—	—	—	—	18,35,310	26,74,460	19,70,209	2,20,757*	8,286*
Gibraltar	—	—	—	—	—	27,050	8,060	9,158	7,760	7,709
Mesopotamia†	—	—	—	—	—	—	—	1,17,015
Ceylon	—	—	—	—	—	7,00,760	13,78,000	8,66,889	20,63,265	16,04,409
Straits Settlements (includ- ing Labuan)	—	—	—	—	—	3,69,130	62,040	78,692	65,048	2,32,511
Federated Malay States	—	—	—	—	—	6,740	1,250	62	384	801
British Borneo	—	—	—	—	—	120	680	..	104	..
Hongkong	—	—	—	—	—	3,14,000	3,41,330	1,44,506	61,143	2,709
Egypt‡	—	—	—	—	—	14,140	60,580	1,50,495	74,324	—
Natal	—	—	—	—	—	70,030	21,920	17,818	54,237	73,281
Transvaal	—	—	—	—	—	10,060	16,310	13,814	9,308	6,409
Zanzibar and Pemba	—	—	—	—	—	31,570	74,600	92,741	1,20,737	50,105
Kenya Colony	—	—	—	—	—	1,14,680	1,25,370	1,11,062	1,30,406	93,806
Tanganyika Territory	—	—	—	—	—	3,928	10,214	7,838
Nyasaland Protectorate	—	—	—	—	—	401	1,112
Somaland Protectorate	—	—	—	—	—	9,720	2,740	3,867	4,867	5,415
Mauritius and Dependences	—	—	—	—	—	4,700	22,930	18,938	3,088	17,503
Seychelles	—	—	—	—	—	3,300	1,350	4,978	1,139	1,109
Western Australia	—	—	—	—	—	150	3,540	2,138	928	481
South Australia (including Northern Territory)	—	—	—	—	—	..	1,590	2,041	1,003	3,671
Victoria	—	—	—	—	—	480	250	2,642	15,080	47,025
Tasmania	—	—	—	—	—	..	40
New South Wales	—	—	—	—	—	3,950	30	21,927	19,523	44,280
Queensland Australian Commonwealth (Total)	—	—	—	—	—	250	40	1,976	4,802	13,242
New Zealand (including Nauru and British Samoa)	—	—	—	—	—	5,000	10,470	6,900	1,108	1,833
Other British Possessions	—	—	—	—	—	236
TOTAL BRITISH EMPIRE	—	—	—	—	—	36,05,280	48,15,380	35,29,351	28,08,506	23,50,586
Netherlands	—	—	—	—	—	..	3,080	7	..	30
France	—	—	—	—	—	6,220	1,42,670	1,41,455	6,95,501	5,34,306
Turkey, Asiatic.	—	—	—	—	—
Persian Gulf.	—	—	—	—	—	12,890	1,40,370
Persia	—	—	—	—	—	1,62,210	..	1,07,617	1,26,540	1,17,416
Sumatra	—	—	—	—	—	1,11,500	..	3,684	120	26
Java	—	—	—	—	—	19,360	1,560	273	2,214	44,019
Siam	—	—	—	—	—	1,400	66,850	41,681	8,198	1,622
Indo-China (including Cochin-China, Cambodia, Annam, Tonkin and French leased Territories in China)	—	—	—	—	—	160	570	1,109	2,422	545
China (exclusive of Hong- kong and Macao)	—	—	—	—	—	9,80,730	5,68,270	60,339	13,838	..
Japan	—	—	—	—	—	12,28,840	7,000	8,499	7,759	6,947
Egypt‡	—	—	—	—	—	40,812
Portuguese East Africa	—	—	—	—	—	4,710	7,320	8,721	6,511	8,026
French Somaliland	—	—	—	—	—	4,910	20,400	12,650	14,439	7,497

* Figures of re-exports of postal articles to the United Kingdom from 1922-23 are incomplete, as most of these have been registered undistinguished under exports.
† Included in Turkey, Asiatic, prior to 1921-22.
‡ Shown as a Foreign country from 1923-24.

GENERAL EXPORTS

(936)

FOREIGN MERCHANDISE

No. 15—continued

ARTICLES, AND COUNTRIES OF FINAL DESTINATION; ALSO SHARE OF EACH PROVINCE	QUANTITY					VALUE				
	1910-20	1920-21	1921-22	1922-23	1923-24	1910-20	1920-21	1921-22	1922-23	1923-24
Postal Articles—continued						R	R	R	R	R
United States of America— Via Atlantic Coast.	—	—	—	—	—	1,250	9,500	3,472	3,138	1,218
" Pacific "	—	—	—	—	—	210
Other Foreign Countries	—	—	—	—	—	480	600	75	62	381
TOTAL FOREIGN COUNTRIES	—	—	—	—	—	25,34,760	9,77,130	8,89,762	7,15,803	7,02,875
Share of Bengal	—	—	—	—	—	17,61,580	11,95,010	4,33,900	1,91,602	39,297
" Bombay	—	—	—	—	—	19,66,380	28,13,390	23,14,210	10,87,258	10,44,908
" Sind	—	—	—	—	—	11,950	9,370	13,245	8,595	..
" Madras	—	—	—	—	—	22,53,440	14,66,480	10,20,026	22,14,745	17,85,873
" Burma	—	—	—	—	—	1,46,690	3,08,260	1,37,732	1,12,109	2,43,385
TOTAL	—	—	—	—	—	61,40,040	57,92,510	39,10,118	36,14,809	31,13,460
All other Articles of merchandise—										
UNMANUFACTURED (III. S) —										
United Kingdom	—	—	—	—	—	78,940	88,590	6,115	46,486	67,980
Aden and Dependencies	—	—	—	—	—	80	520	325	1,070	111
Mesopotamia*	—	—	—	—	—	—	—	—	2,262	7,795
Ceylon	—	—	—	—	—	210	2,890	3,498	469	1,875
Straits Settlements (including Labuan)	—	—	—	—	—	200	58,800	60	..	225
Hongkong	—	—	—	—	—	..	240	..	296	3,020
Other British Possessions	—	—	—	—	—	1,220	1,270	552	746	272
TOTAL BRITISH EMPIRE	—	—	—	—	—	75,650	1,52,340	10,550	51,329	81,273
Germany	—	—	—	—	—	..	13,050	700	303	2,350
France	—	—	—	—	—	1,500	3,000	..
Italy	—	—	—	—	—	61,300
Turkey, Asiatic	—	—	—	—	—
Red Sea	—	—	—	—	—	..	40	—	—	—
Persian Gulf	—	—	—	—	—	720	1,430	—	—	—
Persia	—	—	—	—	—	..	450	214	130	2,428
China (exclusive of Hongkong and Macao)	—	—	—	—	—	..	60,230	51,040
Japan	—	—	—	—	—	3,730	150	..	150	..
Egypt†	—	—	—	—	—	—	—	—	—	8,000
United States of America— Via Atlantic Coast	—	—	—	—	—	1,730	2,51,600	7,560	8,260	63,882
Other Foreign Countries	—	—	—	—	—	80	..	1,550	121	970
TOTAL FOREIGN COUNTRIES	—	—	—	—	—	7,700	3,28,960	10,024	11,964	1,90,870
Share of Bengal	—	—	—	—	—	10,490	3,77,330	1,440	36,726	54,008
" Bombay	—	—	—	—	—	45,820	62,510	19,082	20,497	40,871
" Sind	—	—	—	—	—	27,500	27,650	24	5,745	1,14,312
" Madras	—	—	—	—	—	..	150	28	25	144
" Burma	—	—	—	—	—	200	1,650	..	300	62,813
TOTAL	—	—	—	—	—	83,410	4,70,290	20,574	63,293	2,72,148
MANUFACTURED (III. V) —										
United Kingdom	—	—	—	—	—	1,32,140	1,12,450	1,04,805	1,16,667	90,451
Aden and Dependencies	—	—	—	—	—	23,370	16,000	14,207	12,318	5,504
Mesopotamia*	—	—	—	—	—	—	—	2,86,636	89,634	52,518
Bahrain Islands	—	—	—	—	—	5,910	4,130	2,145	4,332	2,716
Maldives	—	—	—	—	—	..	8,000	..	700	70
Ceylon	—	—	—	—	—	1,09,170	71,040	58,112	27,414	71,195
Straits Settlements (including Labuan)	—	—	—	—	—	13,190	15,620	30,919	38,752	23,503
Federated Malay States	—	—	—	—	—	140	80	712	1,954	1,954
Hongkong	—	—	—	—	—	20	7,450	800	6,181	700
Egypt†	—	—	—	—	—	43,820	6,830	438	332	—
Natal	—	—	—	—	—	1,840	1,930	3,735	11,974	583
Zanzibar and Pemba	—	—	—	—	—	7,710	5,920	5,084	5,387	7,188
Kenya Colony	—	—	—	—	—	16,760	18,380	21,200	13,486	11,459
Anglo-Egyptian Sudan	—	—	—	—	—	—	—	5,375
Tanganyika Territory	—	—	—	—	—	—	—	5,310	4,330	885
Mauritius and Dependencies	—	—	—	—	—	840	4,560	26,221	24,301	5,545
Western Australia	—	—	—	—	—	45	..	3
Victoria	—	—	—	—	—	10	90	..	60	385
Tasmania	—	—	—	—	—	1,000	..
Australian Commonwealth (Total)	—	—	—	—	—	10	90	45	1,660	388
Other British Possessions	—	—	—	—	—	760	360	705	1,005	911
TOTAL BRITISH EMPIRE	—	—	—	—	—	3,58,710	2,65,970	6,21,214	3,50,927	2,90,032

* Included in Turkey, Asiatic, prior to 1921-22.
† Shown as a Foreign country from 1923-24.

No. 15—concluded

ARTICLES, AND COUNTRIES OF FINAL DESTINATION; ALSO SHARE OF EACH PROVINCE	QUANTITY					VALUE				
	1919-20	1920-21	1921-22	1922-23	1923-24	1919-20	1920-21	1921-22	1922-23	1923-24
						R	R	R	R	R
All other Articles of merchandise—continued										
MANUFACTURED (III. V) —continued										
Germany	—	—	—	—	—	1,150	700	2,107
Netherlands	—	—	—	—	—	1,085	5,000
Belgium	—	—	—	—	—	3,225
France	—	—	—	—	—	..	1,000	2,162	8,105	140
Switzerland	—	—	—	—	—	9,700
Italy	—	—	—	—	—	3,730	1,400	26,000	2,824	3,150
Turkey, Asiatic	—	—	—	—	—
Red Sea	—	—	—	—	—	17,750	1,770
Persian Gulf	—	—	—	—	—	5,17,590	4,18,140
Syria	—	—	—	—	—	1,330
Mascat Territory and Trucial Oman	—	—	—	—	—	6,280	8,250	2,612	6,225	7,916
Other Native States in Arabia	—	—	—	—	—	1,670	3,550	5,583	5,210	2,190
Persia	—	—	—	—	—	1,07,910	1,61,390	2,40,868	2,16,171	2,00,066
Hojjam Island	—	—	—	—	—	380	440	2,905	1,113	804
Sumatra	—	—	—	—	—	..	2,140	..	825	1,529
Java	—	—	—	—	—	..	210	2,429	1,076	26,850
Siam	—	—	—	—	—	2,230	3,750	7,540	1,264	570
China (exclusive of Hong- kong and Macao)	—	—	—	—	—	1,900	260	12,531	14,708	54
Japan	—	—	—	—	—	10,490	8,470	7,819	16,675	9,640
Egypt*	—	—	—	—	—	2,250
Portuguese East Africa	—	—	—	—	—	5,400	5,270	6,141	8,060	5,270
German East Africa†	—	—	—	—	—	3,930	4,440
Italian East Africa (Somali- land and Eritrea)	—	—	—	—	—	1,670	380	..	760	3,020
French Somaliland	—	—	—	—	—	4,900	390	1,382
United States of America—	—	—	—	—	—
Via Atlantic Coast	—	—	—	—	—	..	680	17,607	20,466	2,461
" Pacific "	—	—	—	—	—	15	..
Other Foreign Countries	—	—	—	—	—	760	1,060	523	400	..
TOTAL FOREIGN COUNTRIES	—	—	—	—	—	8,06,590	6,23,810	3,50,105	3,07,831	2,74,429
Share of Bengal	—	—	—	—	—	1,11,320	66,180	62,376	56,035	46,560
" Bombay	—	—	—	—	—	8,76,440	6,63,520	7,66,294	5,18,650	4,64,875
" Sind	—	—	—	—	—	1,52,900	1,48,400	87,952	58,856	25,656
" Madras	—	—	—	—	—	17,370	17,520	44,621	16,859	16,668
" Burma	—	—	—	—	—	5,270	4,160	20,076	17,353	11,672
TOTAL	—	—	—	—	—	11,62,300	8,89,780	9,71,319	6,07,758	5,64,461
GRAND TOTAL VALUE OF FOREIGN MERCHAN- DISE EXPORTED (exclu- sive of Government Stores)	—	—	—	—	—	17,77,80,120	18,15,74,430	14,06,34,125	15,16,33,276	13,07,47,631
Share of Bengal	—	—	—	—	—	2,31,27,860	2,98,54,550	1,10,90,540	1,16,89,403	98,79,071
" Bombay	—	—	—	—	—	12,09,02,020	11,93,73,030	10,23,28,328	10,87,06,945	9,15,10,899
" Sind	—	—	—	—	—	2,80,31,640	2,74,14,930	2,29,46,650	2,58,45,510	2,45,62,739
" Madras	—	—	—	—	—	48,50,430	37,10,770	27,68,005	39,81,282	34,04,842
" Burma	—	—	—	—	—	8,68,170	12,20,520	15,00,377	13,49,736	13,90,080
TOTAL	—	—	—	—	—	17,77,80,120	18,15,74,430	14,06,34,125	15,16,33,276	13,07,47,631

* Shown as a Foreign country from 1921-24
† Shown as " Tanganyika Territory " under the British Empire from 1921-22.

GENERAL IMPORTS

(938)

(GOVERNMENT STORES)

No. 16

QUANTITY and VALUE of IMPORTS of GOVERNMENT STORES into BRITISH INDIA
in each official year from 1919-20 to 1923-24

NOTE—(1) Articles imported by Government are not subject to duty.
(2) Values for three years 1920-21 to 1922-23 have been re-calculated on the basis of the average rate of exchange for the respective years, and values for 1923-24 have been calculated uniformly at the current rate of exchange.

ARTICLES, AND COUNTRIES OF CONSIGNMENT; ALSO SHARE OF EACH PROVINCE	QUANTITY					VALUE				
	1919-20	1920-21	1921-22	1922-23	1923-24	1919-20	1920-21	1921-22	1922-23	1923-24
						R	R	R	R	R
GOVERNMENT STORES—										
Apparel (including drapery, uniforms, accoutrements, but excluding hosiery)—										
United Kingdom	—	—	—	—	—	42,15,720	9,28,260	16,11,032	12,52,859	14,50,361
Mesopotamia*	—	—	—	—	—	—	—	100	2,70,320	2,10,016
Straits Settlements (including Labuan)	—	—	—	—	—	2,650	125
Hongkong	—	—	—	—	—	2	310	838	1,207	102
New South Wales	—	—	—	—	—	210
Australian Commonwealth (Total)	—	—	—	—	—	210
Other British Possessions	—	—	—	—	—	18
TOTAL BRITISH EMPIRE	—	—	—	—	—	42,15,930	9,28,570	16,11,970	15,27,120	16,75,604
France	—	—	—	—	—	4,086	..
Persia	—	—	—	—	—	70	30	500	15,000	..
Portuguese East Africa	—	—	—	—	—	2,02,932
Other Foreign Countries	—	—	—	—	—	160	270	..	77	..
TOTAL FOREIGN COUNTRIES	—	—	—	—	—	230	300	2,02,832	19,163	..
Share of Bengal	—	—	—	—	—	3,15,700	2,43,536	11,65,764	8,61,093	7,17,214
„ Bombay	—	—	—	—	—	24,62,370	6,11,219	3,49,127	1,07,025	2,42,761
„ Sind	—	—	—	—	—	1,13,040	34,656	2,75,888	4,10,459	4,45,957
„ Madras	—	—	—	—	—	8,33,970	30,719	20,134	1,83,412	2,66,092
„ Burma	—	—	—	—	—	1,130	3,441	3,901	4,295	3,556
TOTAL	—	—	—	—	—	42,16,210	9,28,870	18,14,802	15,46,289	16,75,604
Arms, Ammunition, and Military Stores—										
Firearms, and parts thereof—										
United Kingdom	—	—	—	—	—	81,95,570	9,11,797	9,80,132	43,89,675	10,16,925
Straits Settlements (including Labuan)	—	—	—	—	—	330	20,112	100
Hongkong	—	—	—	—	—	110	7,827	9,178
Other British Possessions	—	—	—	—	—	370	100	75
TOTAL BRITISH EMPIRE	—	—	—	—	—	81,95,680	9,11,797	9,80,832	44,26,804	10,26,258
Belgium	—	—	—	—	—	10,015
France	—	—	—	—	—	20,277	..
United States of America— Via Atlantic Coast	—	—	—	—	—	4,000	308	405
Other Foreign Countries	—	—	—	—	—	220	358	860	916	..
TOTAL FOREIGN COUNTRIES	—	—	—	—	—	4,220	358	860	21,561	10,420
Share of Bengal	—	—	—	—	—	6,29,200	1,72,661	61,162	2,78,437	2,40,531
„ Bombay	—	—	—	—	—	28,32,010	3,37,355	2,71,735	21,27,281	2,15,647
„ Sind	—	—	—	—	—	45,47,530	4,00,438	6,47,319	19,83,767	5,09,050
„ Madras	—	—	—	—	—	2,39,240	..	1,146	9,279	52,535
„ Burma	—	—	—	—	—	1,920	1,701	340	49,001	18,585
TOTAL	—	—	—	—	—	81,99,900	9,12,155	9,81,692	44,48,395	10,76,678
Other sorts—										
United Kingdom	—	—	—	—	—	22,35,840	48,54,276	6,03,218	22,08,847	17,67,231
Malta and Gozo	—	—	—	—	—	..	42,691
Aden and Dependences	—	—	—	—	—	25
Mesopotamia*	—	—	—	—	—	560	1,804	2,550
Ceylon	—	—	—	—	—	..	12,570
Straits Settlements (including Labuan)	—	—	—	—	—	3,408	9,266	442
Hongkong	—	—	—	—	—	40	608	..
TOTAL BRITISH EMPIRE	—	—	—	—	—	22,35,880	49,09,537	6,07,184	22,15,595	17,68,263

No. 16—continued

ARTICLES, AND COUNTRIES OF CONSIGNMENT; ALSO SHARE OF EACH PROVINCE	QUANTITY					VALUE				
	1919-20	1920-21	1921-22	1922-23	1923-24	1919-20	1920-21	1921-22	1922-23	1923-24
GOVERNMENT STORES— <i>continued</i>						R	R	R	R	R
Arms, Ammunition, and Military Stores—continued										
<i>Other sorts—continued</i>										
Belgium	—	—	—	—	—	7,071
Persia	—	—	—	—	—	..	1,07,964	104	200	..
Other Foreign Countries	—	—	—	—	—	300	..	89	87	..
TOTAL FOREIGN COUNTRIES	—	—	—	—	—	300	1,07,964	193	287	7,071
<i>Share of Bengal</i>	—	—	—	—	—	2,02,930	94,550	11,254	83,371	12,303
“ <i>Bombay</i>	—	—	—	—	—	13,48,410	41,83,901	1,11,004	4,42,429	3,56,994
“ <i>Sind</i>	—	—	—	—	—	6,18,670	6,95,992	3,66,451	14,66,954	12,74,313
“ <i>Madras</i>	—	—	—	—	—	64,130	62,129	1,13,095	2,05,021	1,21,622
“ <i>Burma</i>	—	—	—	—	—	2,040	929	5,578	28,037	7,102
TOTAL	—	—	—	—	—	22,36,180	50,17,501	6,07,377	22,16,812	17,75,334
Total value of Arms, Am- munition, and Military Stores—										
United Kingdom	—	—	—	—	—	1,04,31,410	67,08,073	15,88,350	65,93,522	27,82,150
Malta and Gozo	—	—	—	—	—	..	42,691
Aden and Dependencies	—	—	—	—	—	25
Mesopotamia*	—	—	—	—	—	930	1,994	2,631
Ceylon	—	—	—	—	—	..	12,570
Straits Settlements (including Labuan)	—	—	—	—	—	3,738	38,378	548
Hongkong	—	—	—	—	—	150	8,435	9,158
TOTAL BRITISH EMPIRE	—	—	—	—	—	1,04,31,560	68,21,334	15,88,016	66,42,326	27,94,521
Belgium	—	—	—	—	—	17,66
France	—	—	—	—	—	20,277	..
Persia	—	—	—	—	—	60	1,08,197	164	260	..
United States of America— Via Atlantic Coast	—	—	—	—	—	4,300	308	405
Other Foreign Countries	—	—	—	—	—	160	125	840	943	..
TOTAL FOREIGN COUNTRIES	—	—	—	—	—	4,520	1,08,322	1,068	21,848	18,691
<i>Share of Bengal</i>	—	—	—	—	—	7,32,130	2,67,211	72,416	3,61,808	2,53,134
“ <i>Bombay</i>	—	—	—	—	—	41,80,420	45,01,256	3,52,739	25,69,710	5,72,641
“ <i>Sind</i>	—	—	—	—	—	51,66,200	10,96,430	10,13,770	34,40,721	17,83,393
“ <i>Madras</i>	—	—	—	—	—	3,53,370	62,129	1,14,241	2,14,300	1,77,157
“ <i>Burma</i>	—	—	—	—	—	3,960	2,630	5,903	77,638	26,681
TOTAL	—	—	—	—	—	1,04,36,080	59,20,956	15,89,069	66,64,177	28,12,012
Books, printed, and printed matter (not being stationery), including maps and charts—										
United Kingdom	—	—	—	—	—	43,710	75,396	3,54,750	3,20,280	1,23,222
Mesopotamia*	—	—	—	—	—	1,000
Ceylon	—	—	—	—	—	192	..	3,79
Straits Settlements (including Labuan)	—	—	—	—	—	12,600
Other British Possessions	—	—	—	—	—	1,35
TOTAL BRITISH EMPIRE	—	—	—	—	—	43,740	75,396	3,67,632	3,20,280	1,24,330
Germany	—	—	—	—	—	1,350	..
Italy	—	—	—	—	—	3,450	6,977	2,21
Java	—	—	—	—	—	..	2,202
United States of America— Via Atlantic Coast	—	—	—	—	—	1,390	61
Other Foreign Countries	—	—	—	—	—	600	..	270	1,727	41
TOTAL FOREIGN COUNTRIES	—	—	—	—	—	600	2,202	720	11,453	3,3
<i>Share of Bengal</i>	—	—	—	—	—	8,140	48,543	2,57,105	2,27,515	69,21
“ <i>Bombay</i>	—	—	—	—	—	4,390	3,331	43,555	58,958	37,2
“ <i>Sind</i>	—	—	—	—	—	430	488	4,241	4,364	3,8
“ <i>Madras</i>	—	—	—	—	—	30,530	42,656	17,421	20,209	16,1
“ <i>Burma</i>	—	—	—	—	—	760	2,576	46,030	14,687	9,1
TOTAL	—	—	—	—	—	44,340	77,598	3,71,352	3,31,738	1,32,7

*Included in Turkey, Asiatic, prior to 1921-22.

GENERAL IMPORTS
(GOVERNMENT STORES)

(940)

No. 16—continued

ARTICLES, AND COUNTRIES OF CONSIGNMENT; ALSO SHARE OF EACH PROVINCE	QUANTITY					VALUE				
	1919-20	1920-21	1921-22	1922-23	1923-24	1919-20	1920-21	1921-22	1922-23	1923-24
GOVERNMENT STORES— <i>continued</i>						R	R	R	R	R
Boots and Shoes—	Pairs	Pairs	Pairs	Pairs	Pairs					
United Kingdom	500	126,736	988	12	4	26,940	20,68,590	21,909	200	67
Mesopotamia*	—	—	500	—	—	8,500
TOTAL BRITISH EMPIRE	500	126,736	1,488	12	4	26,940	20,68,590	30,409	200	67
<i>Share of</i> Bombay	500	126,736	988	12	..	26,940	20,68,590	21,909	200	..
" Sind	500	8,500
" Madras	4	67
TOTAL	500	126,736	1,488	12	4	26,940	20,68,590	30,409	200	67
Building and Engineering materials, other than of iron, steel, or wood—										
Bricks and Tiles—										
Firebricks (a)—		No.	No.	No.	No.					
United Kingdom	—	4,008	1,69,706	—	603	56,686
<i>Share of</i> Bengal	—	9,445	—	10,876
" Bombay	—	4,008	1,546	—	603	799
" Sind	—	1,58,712	—	45,011
TOTAL	—	4,008	1,69,706	—	603	56,686
Other Bricks (a)—		No.	No.	No.						
United Kingdom	—	27,400	25,137	11,752	..	—	5,725	37,358	13,405	..
<i>Share of</i> Bengal	—	27,400	16,872	11,682	..	—	5,725	33,805	13,372	..
" Bombay	—	..	2,280	—	..	2,000
" Sind	—	..	410	—	..	67
" Madras	—	..	5,775	—	..	1,496
" Burma	—	70	..	—	33	..
TOTAL	—	27,400	25,137	11,752	..	—	5,725	37,358	13,405	..
Tiles (a)—		No.	No.	No.	No.					
United Kingdom	—	6,525	13,804	37,515	35,020	—	1,292	3,194	8,021	7,613
France	—	..	410,600	..	36,800	—	..	31,063	..	7,860
<i>Share of</i> Bengal	—	6,525	4,884	21,015	..	—	1,292	1,249	4,562	..
" Bombay	—	4,300	—	1,275
" Sind	—	4,000	10,726	—	1,719	1,072
" Madras	—	—
" Burma	—	..	419,610	12,500	56,800	—	..	33,008	1,750	12,626
TOTAL	—	6,525	424,494	37,515	71,820	—	1,292	34,257	8,021	14,973
Total Bricks and Tiles—	No.	No.	No.	No.	No.					
United Kingdom	108,325	33,925	39,031	53,275	2,94,726	35,200	7,017	40,552	22,029	61,200
France	410,600	..	36,800	31,063	..	7,860
<i>Share of</i> Bengal	60,170	33,925	21,556	32,697	9,445	15,860	7,017	35,054	17,924	10,876
" Bombay	1,008	..	2,280	4,008	5,846	80	..	2,000	603	2,074
" Sind	4,554	..	410	4,000	1,62,432	4,370	..	67	1,719	46,083
" Madras	42,693	..	5,775	14,890	..	1,496
" Burma	419,610	12,570	56,800	33,008	1,783	12,626
TOTAL	108,325	33,925	440,631	53,275	2,11,536	35,200	7,017	71,615	22,029	71,639
Cement—	Tons	Tons	Tons	Tons	Tons					
United Kingdom	982	7,977	5,086	1,823	10,883	98,590	7,48,199	4,71,778	1,43,465	2,90,136
Belgium	982	1,302	39,283	66,897
<i>Share of</i> Bengal	3	1,212	2,170	666	461	640	90,975	2,24,894	26,420	7,695
" Bombay	3	4,281	100	7	..	560	4,12,423	10,131	803	..
" Sind	79	2,431	..	3	..	12,620	2,44,482	..	275	..
" Madras	..	8	1,394	..	205	91,941
" Burma	393	1	2,816	2,139	9,830	84,770	114	2,36,453	1,45,250	2,63,397
TOTAL	982	7,977	5,086	2,805	11,685	98,590	7,48,109	4,71,778	1,82,748	3,60,093

* Included in Turkey, Asiatic, prior to 1921-22.
(a) Separately recorded from 1920-21.

No. 16—continued

ARTICLES, AND COUNTRIES OF CONSIGNMENT; ALSO SHARE OF EACH PROVINCE	QUANTITY					VALUE				
	1919-20	1920-21	1921-22	1922-23	1923-24	1919-20	1920-21	1921-22	1922-23	1923-24
GOVERNMENT STORES— <i>continued</i>						R	R	R	R	R
Building and Engineering materials, other than of iron, steel, or wood— <i>continued</i>										
<i>Other sorts (including pipes of earthenware)—</i>										
United Kingdom	—	—	—	—	—	7,780	54,328	96,816	67,614	78,270
Belgium	—	—	—	—	—	10,218
Italy	—	—	—	—	—	..	123	..	67,614	..
TOTAL FOREIGN COUNTRIES	—	—	—	—	—	..	123	..	67,614	10,218
<i>Share of Bengal</i>	—	—	—	—	—	2,780	3,272	1,537	4,072	4,733
“ <i>Bombay</i>	—	—	—	—	—	..	4,496	41,172
“ <i>Sind</i>	—	—	—	—	—	4,230	46,516	19,370	39,787	31,116
“ <i>Madras</i>	—	—	—	—	—	8,055	22,940	..
“ <i>Burma</i>	—	—	—	—	—	770	169	26,682	876	47,609
TOTAL	—	—	—	—	—	7,780	54,452	96,816	67,614	83,488
Total value of Building and Engineering materials	—	—	—	—	—	1,41,570	8,60,668	6,40,209	2,72,391	5,21,189
Chemicals—										
United Kingdom	—	—	—	—	—	7,88,580	13,23,277	9,91,216	10,13,181	6,44,802
Other British Possessions	—	—	—	—	—	695	..	80
TOTAL BRITISH EMPIRE	—	—	—	—	—	7,88,580	13,23,277	9,91,911	10,13,181	6,44,882
Sweden	—	—	—	—	—	6,080
Germany	—	—	—	—	—	472	2,721	7,375
Netherlands	—	—	—	—	—	4,015	7,930	1,291
Belgium	—	—	—	—	—	3,298	..	31,991
France	—	—	—	—	—	15,071	..
Italy	—	—	—	—	—	1,138	..	1,929
Persia	—	—	—	—	—	3,690
Japan	—	—	—	—	—	3,11,340
United States of America— Via Atlantic Coast	—	—	—	—	—	2,699	273	85
TOTAL FOREIGN COUNTRIES	—	—	—	—	—	3,21,710	..	11,615	26,895	42,671
<i>Share of Bengal</i>	—	—	—	—	—	1,22,200	1,62,354	1,87,240	1,91,312	1,45,988
“ <i>Bombay</i>	—	—	—	—	—	4,93,180	5,69,444	4,15,031	3,82,969	99,475
“ <i>Sind</i>	—	—	—	—	—	44,010	1,05,075	1,63,112	81,161	1,05,709
“ <i>Madras</i>	—	—	—	—	—	4,32,100	4,67,711	1,90,938	3,58,734	2,87,815
“ <i>Burma</i>	—	—	—	—	—	18,800	28,693	47,205	25,900	48,516
TOTAL	—	—	—	—	—	11,10,290	13,23,277	10,03,526	10,40,076	6,87,508
Coal, Coke, and Patent fuel—										
United Kingdom	205	..	94,746	255,797	2,529	10,420	..	35,30,653	90,42,390	90,571
Natal	116,891	44,781	43,89,225	13,81,014	..
TOTAL BRITISH EMPIRE	205	..	211,637	300,578	2,529	10,420	..	82,19,878	1,04,23,404	90,571
Japan	103,430	46,04,592
Portuguese East Africa	62,247	24,929	28,43,174	7,65,562	..
TOTAL FOREIGN COUNTRIES	165,736	24,929	74,47,766	7,65,562	..
<i>Share of Bengal</i>	21	1,034	..
“ <i>Bombay</i>	6,515	5,956	2,84,924	2,32,516	..
“ <i>Sind</i>	370,858	317,243	1,53,82,720	1,05,07,460	..
“ <i>Madras</i>	205	263	1,272	10,420	11,893	64,000
“ <i>Burma</i>	2,024	1,327	86,063	36,571
TOTAL	205	..	377,373	325,507	2,529	10,420	..	1,56,67,644	1,11,88,960	90,571

GENERAL IMPORTS

(GOVERNMENT STORES)

(912)

No. 16—continued

ARTICLES, AND COUNTRIES OF CONSIGNMENT; ALSO SHARE OF EACH PROVINCE	QUANTITY					VALUE				
	1919-20	1920-21	1921-22	1922-23	1923-24	1919-20	1920-21	1921-22	1922-23	1923-24
GOVERNMENT STORES— <i>continued</i>						R	R	R	R	R
Drugs, Medicines, and Narcotics—										
<i>Drugs—</i>										
Cinchona bark—	Lbs.	Lbs.	Lbs.	Lbs.	Lbs.					
Java	884,667	86,536	1,265,086	857,619	731,732	3,03,420	1,39,705	16,91,285	11,17,979	6,30,490
Share of Bengal	384,669	86,536	1,265,086	857,619	731,732	3,03,420	1,39,705	16,91,285	11,17,979	6,30,490
TOTAL	884,667	86,536	1,265,086	857,619	731,732	3,03,420	1,39,705	16,91,285	11,17,979	6,30,490
Quinine salts—										
Quinine sulphate or bisulphate—	Lbs.	Lbs.	Lbs.	Lbs.	Lbs.					
United Kingdom	1	43
Java	64,400	39,200	40,313	48,400	44,090	10,47,380	8,62,405	17,96,129	10,90,598	11,16,911
Share of Bengal	64,400	39,200	40,313	48,499	44,090	10,47,380	8,62,405	17,96,129	10,90,598	11,16,911
„ Bombay	1	43
TOTAL	64,400	39,200	40,314	48,499	44,090	10,47,380	8,62,405	17,96,172	10,90,598	11,16,911
Quinine hydrochloride or dihydrochloride—	Lbs.	Lbs.	Lbs.	Lbs.	Lbs.					
United Kingdom	925	17	404	84	62	22,550	2,016	18,958	2,558	2,561
Share of Bengal	66	56	26	17,810	2,150	970
„ Bombay	35	17	404	28	36	1,300	2,016	18,958	408	1,591
„ Burma	825	3,440
TOTAL	925	17	404	84	62	22,550	2,016	18,958	2,558	2,561
Others—	Lbs.	Lbs.	Lbs.	Lbs.	Lbs.					
United Kingdom	122	730	1	17	..	6,790	6,030	4	1,080	17,835
Share of Bengal	122	17	..	6,790	1,080	17,835
„ Bombay	30	1	567	4
„ Burma	700	5,463
TOTAL	122	730	1	17	..	6,790	6,030	4	1,080	17,835
Other sorts of drugs—										
United Kingdom	—	—	—	—	—	3,00,280	7,31,027	5,00,926	1,91,823	1,92,501
Mesopotamia*	—	—	—	—	—	—	—	..	51,589	2,04,081
Straits Settlements (including Lebanon).	—	—	—	—	—	250
TOTAL BRITISH EMPIRE	—	—	—	—	—	3,00,280	7,31,027	5,00,926	2,43,412	3,96,582
Germany	—	—	—	—	—	2,313
Other Foreign Countries	—	—	—	—	—	1,030
TOTAL FOREIGN COUNTRIES	—	—	—	—	—	3,343
Share of Bengal	—	—	—	—	—	1,10,270	2,30,598	1,82,309	76,566	2,17,584
„ Bombay	—	—	—	—	—	370	..	8,267	15,028	3,717
„ Sind	—	—	—	—	—	1,66,690	3,67,811	2,69,989	1,41,372	1,18,339
„ Madras	—	—	—	—	—	32,020	58,620	41,326	8,460	12,924
„ Burma	—	—	—	—	—	14,030	44,098	7,436	1,587	17,367
TOTAL	—	—	—	—	—	3,60,280	7,31,027	5,00,926	2,43,412	3,96,581

* Included in Turkey, Asiatic prior to 1921-22.

No. 16—continued

ARTICLES, AND COUNTRIES OF CONSIGNMENT; ALSO SHARE OF EACH PROVINCE	QUANTITY					VALUE				
	1919-20	1920-21	1921-22	1922-23	1923-24	1919-20	1920-21	1921-22	1922-23	1923-24
GOVERNMENT STORES— <i>continued</i>						R	R	R	R	R
Drugs, Medicines, and Narcotics—continued										
Medicines and Narcotics—										
United Kingdom	—	—	—	—	—	2,69,040	7,12,839	2,22,761	1,04,250	1,09,828
United States of America—										
<i>Via</i> Atlantic Coast	—	—	—	—	—	3,055
Other Foreign Countries	—	—	—	—	—	390
TOTAL FOREIGN COUNTRIES	—	—	—	—	—	3,454
Share of Bengal	—	—	—	—	—	2,181	..
" Bombay	—	—	—	—	—	66,820	6,60,662	1,58,406	55,889	71,131
" Madras	—	—	—	—	—	2,02,460	1,62,039	64,295	42,191	42,118
" Burma	—	—	—	—	—	260	148	..	3,939	..
TOTAL	—	—	—	—	—	2,69,040	7,12,839	2,22,761	1,04,250	1,13,282
Total value of Drugs, Medicines, and Narcotics—										
United Kingdom	—	—	—	—	—	6,58,660	14,51,912	7,50,842	2,99,711	3,22,725
Mesopotamia *	—	—	—	—	—	51,589	2,04,081
Straits Settlements (including Labuan)	—	—	—	—	—	250
TOTAL BRITISH EMPIRE	—	—	—	—	—	6,58,660	14,51,912	7,51,092	3,51,300	5,26,806
Java	—	—	—	—	—	13,50,800	10,02,110	34,87,414	31,08,577	17,77,401
Germany	—	—	—	—	—	2,712
United States of America—										
<i>Via</i> Atlantic Coast	—	—	—	—	—	3,469
Other Foreign Countries	—	—	—	—	—	622
TOTAL FOREIGN COUNTRIES	—	—	—	—	—	13,50,800	10,02,110	34,87,414	31,08,577	17,84,204
Share of Bengal	—	—	—	—	—	16,16,670	12,32,708	36,69,723	31,90,553	20,13,790
" Bombay	—	—	—	—	—	67,990	6,63,235	1,85,738	71,385	70,442
" Sind	—	—	—	—	—	1,66,590	3,67,811	2,69,989	1,41,772	1,18,339
" Madras	—	—	—	—	—	2,41,480	2,40,559	1,05,621	60,651	55,072
" Burma	—	—	—	—	—	17,730	49,709	7,436	5,576	17,367
TOTAL	—	—	—	—	—	20,09,460	24,54,022	42,38,506	34,50,877	23,11,010
Earthenware and Porce- lain										
Earthenware (including pipes)(a)—										
United Kingdom	—	—	—	—	—	48,980	1,37,022	1,48,747	1,80,535	83,710
Persia	—	—	—	—	—	..	6,055
United States of America—										
<i>Via</i> Atlantic Coast	—	—	—	—	—	2,000
TOTAL FOREIGN COUNTRIES	—	—	—	—	—	2,000	6,055
Share of Bengal	—	—	—	—	—	19,810	24,480	27,742	19,091	9,816
" Bombay	—	—	—	—	—	1,760	50,627	40,131	30,232	17,321
" Sind	—	—	—	—	—	27,950	67,951	68,924	1,04,114	26,767
" Madras	—	—	—	—	—	1,690	..	7,305	5,894	2,931
" Burma	—	—	—	—	—	1,770	919	4,645	30,204	26,545
TOTAL	—	—	—	—	—	48,980	1,43,077	1,48,747	1,80,535	83,710
Porcelain—										
Electrical—										
United Kingdom	—	—	—	—	—	2,130	6,804	45,222	1,761	2,907
Share of Bengal	—	—	—	—	—	160	260	352	..	2,045
" Bombay	—	—	—	—	—	..	6,536	42,441	1,064	..
" Sind	—	—	—	—	—	2,429	697	..
" Madras	—	—	—	—	—	1,960
" Burma	—	—	—	—	—	862
TOTAL	—	—	—	—	—	2,130	6,804	45,222	1,761	2,907

* Included in Turkey, Asiatic prior to 1921-22.

(a) Figures prior to 1923-24 exclude "pipes of earthenware" which were then included with "Building and Engineering materials"

GENERAL IMPORTS

(914)

(GOVERNMENT STORES)

No. 16—continued

ARTICLES, AND COUNTRIES OF CONSIGNMENT; ALSO SHARE OF EACH PROVINCE	QUANTITY					VALUE				
	1919-20	1920-21	1921-22	1922-23	1923-24	1919-20	1920-21	1921-22	1922-23	1923-24
GOVERNMENT STORES— <i>continued</i>						R	R	R	R	R
Earthenware and Porcelain— <i>continued</i>										
<i>Porcelain—continued</i>										
Other kinds—										
United Kingdom	—	—	—	—	—	44,500	65,702	49,147	53,190	35,385
Share of Bengal	—	—	—	—	—	6,570	48,900	2,734	1,468	2,107
„ Bombay	—	—	—	—	—	25,580	9,777	34,911	8,131	4,460
„ Sind	—	—	—	—	—	7,930	1,946	3,950	5,672	21,582
„ Madras	—	—	—	—	—	4,080	5,079	7,552	15,024	2,999
„ Burma	—	—	—	—	—	520	19,555	3,937
TOTAL	—	—	—	—	—	44,500	65,702	49,147	53,190	35,385
Total value of Earthenware and Porcelain (excluding pipes of earthenware)—										
United Kingdom	—	—	—	—	—	90,670	2,10,428	2,43,116	2,44,486	1,22,002
Persia	—	—	—	—	—	..	6,056
United States of America— Via Atlantic Coast	—	—	—	—	—	2,000
TOTAL FOREIGN COUNTRIES	—	—	—	—	—	2,000	6,056
Share of Bengal	—	—	—	—	—	19,530	73,649	30,828	20,559	13,998
„ Bombay	—	—	—	—	—	27,240	66,939	1,17,483	39,427	21,781
„ Sind	—	—	—	—	—	35,880	69,897	75,303	1,10,483	48,649
„ Madras	—	—	—	—	—	7,690	5,079	14,867	23,918	5,930
„ Burma	—	—	—	—	—	2,290	919	4,646	50,099	31,644
TOTAL	—	—	—	—	—	92,670	2,10,483	2,43,116	2,44,486	1,22,002
Glass and Glassware— <i>Bottles and phials—</i>										
United Kingdom	Gross 6,063	Gross 4,457	Gross 1,627	Gross 33,286	Gross 3,720	56,230	1,30,173	1,27,778	1,40,969	96,941
Other British Possessions	62	13
TOTAL BRITISH EMPIRE	6,063	4,457	1,627	33,286	3,720	56,230	1,30,173	1,27,778	1,41,031	96,954
Japan	200	15,000
United States of America— Via Atlantic Coast	55	1,685	..
TOTAL FOREIGN COUNTRIES	200	55	..	15,000	1,685	..
Share of Bengal	5,211	1,590	197	305	388	27,990	24,601	10,556	15,681	6,630
„ Bombay	464	678	932	1,966	458	19,690	19,209	52,046	44,463	18,512
„ Sind	10	472	237	103	650	1,120	10,103	13,467	8,059	12,822
„ Madras	538	1,354	129	30,771	1,376	30,440	59,142	12,069	65,649	39,559
„ Burma	56	353	82	196	818	1,990	16,618	9,323	3,874	19,531
TOTAL	6,263	4,457	1,627	33,341	3,720	71,230	1,30,173	1,27,778	1,42,716	96,964

No. 16—continued

ARTICLES, AND COUNTRIES OF CONSIGNMENT; ALSO SHARE OF EACH PROVINCE	QUANTITY					VALUE				
	1919-20	1920-21	1921-22	1922-23	1923-24	1919-20	1920-21	1921-22	1922-23	1923-24
GOVERNMENT STORES— <i>continued</i>						R	R	R	R	R
Glass and Glassware— <i>continued</i>										
Other glassware—										
United Kingdom	—	—	—	—	—	2,91,740	4,94,823	5,06,189	5,15,661	3,32,901
Mesopotamia *	—	—	—	—	—	—	—	50
Aden and Dependencies	—	—	—	—	—	..	150
TOTAL BRITISH EMPIRE	—	—	—	—	—	2,91,740	4,94,973	5,06,189	5,15,661	3,32,901
Germany	—	—	—	—	—	4,329	6,609
Belgium	—	—	—	—	—	7,442	3,662
Italy	—	—	—	—	—	191	..
Japan	—	—	—	—	—	1,080	792	161
United States of America— Via Atlantic Coast	—	—	—	—	—	3,205	1,014	..
Other Foreign Countries	—	—	—	—	—	60
TOTAL FOREIGN COUNTRIES	—	—	—	—	—	1,080	792	3,265	12,976	10,432
Share of Bengal	—	—	—	—	—	77,980	1,28,947	2,00,721	1,51,027	68,829
.. Bombay	—	—	—	—	—	1,04,390	1,09,379	1,13,862	91,130	91,287
.. Sind	—	—	—	—	—	74,870	1,77,988	1,15,498	2,03,040	1,35,350
.. Madras	—	—	—	—	—	81,050	66,418	52,134	68,393	30,667
.. Burma	—	—	—	—	—	4,940	13,035	27,249	15,047	17,890
TOTAL	—	—	—	—	—	2,92,770	4,95,765	5,09,454	5,28,637	3,43,423
Total value of Glass and Glass- ware—										
United Kingdom	—	—	—	—	—	8,47,970	6,24,996	6,33,917	6,56,630	4,20,932
Aden and Dependencies	—	—	—	—	—	..	150	13
Other British Possessions	—	—	—	—	—	50	62	..
TOTAL BRITISH EMPIRE	—	—	—	—	—	8,47,970	6,25,146	6,33,967	6,56,692	4,20,945
Germany	—	—	—	—	—	4,329	6,609
Belgium	—	—	—	—	—	7,442	3,662
Italy	—	—	—	—	—	191	..
Japan	—	—	—	—	—	16,080	792	161
United States of America— Via Atlantic Coast	—	—	—	—	—	3,205	2,699	..
Other Foreign Countries	—	—	—	—	—	60
TOTAL FOREIGN COUNTRIES	—	—	—	—	—	16,080	792	3,265	14,661	10,432
Share of Bengal	—	—	—	—	—	1,06,910	1,53,548	2,11,677	1,66,708	76,359
.. Bombay	—	—	—	—	—	1,23,980	1,23,588	1,95,898	1,36,583	1,09,799
.. Sind	—	—	—	—	—	75,690	1,88,089	1,23,955	2,11,099	1,43,172
.. Madras	—	—	—	—	—	81,190	1,26,160	64,230	1,34,042	69,626
.. Burma	—	—	—	—	—	6,930	29,553	36,572	23,921	37,421
TOTAL	—	—	—	—	—	3,64,900	6,25,938	6,37,232	6,71,353	4,40,377

* Included in Turkey, (istic prior to 1921-22.

GENERAL IMPORTS

(946)

(GOVERNMENT STORES)

No. 16—continued

ARTICLES, AND COUNTRIES OF CONSIGNMENT; ALSO SHARE OF EACH PROVINCE	QUANTITY					VALUE				
	1910-20	1920-21	1921-22	1922-23	1923-24	1910-20	1920-21	1921-22	1922-23	1923-24
GOVERNMENT STORES— <i>continued</i>						R	R	R	R	R
Hardware and Cutlery, <i>including agricultural implements and plated ware—</i>										
United Kingdom	—	—	—	—	—	88,86,140	97,80,663	94,43,324	71,85,970	46,38,173
Mesopotamia *	—	—	—	—	—	—	—	55,208	1,46,030	4,96,301
Ceylon	—	—	—	—	—	240	2,861	802	..	2,021
Straits Settlements (includ- ing Labuan)	—	—	—	—	—	1,525
Victoria	—	—	—	—	—	2,880	103
New South Wales	—	—	—	—	—	160	..	3,039
Queensland	—	—	—	—	—	130
<i>Australian Commonwealth (Total)</i>	—	—	—	—	—	3,030	103	3,039	..	130
Other British Possessions	—	—	—	—	—	50	..	180	50	500
TOTAL BRITISH EMPIRE	—	—	—	—	—	86,89,460	97,83,617	95,02,553	73,32,059	51,38,650
Germany	—	—	—	—	—	14,071
Belgium	—	—	—	—	—	1,37,319	70,277	6,375
France	—	—	—	—	—	446	..	2,875
Italy	—	—	—	—	—	..	6,008	31,242	9,078	1,183
Turkey, Asiatic	—	—	—	—	—
Persian Gulf	—	—	—	—	—	..	9,141
Mascat Territory and Trucial Oman	—	—	—	—	—	430	968	..
Perak	—	—	—	—	—	30	7,439	1,700	5,435	16,135
China (exclusive of Hong- kong and Macao)	—	—	—	—	—	..	135	1,302
United States of America— Via Atlantic Coast	—	—	—	—	—	10,200	1,07,627	39,500	88,061	45,651
" Pacific "	—	—	—	—	—	..	2,138	3,120	..	1,158
Other Foreign Countries	—	—	—	—	—	..	388	272	..	650
TOTAL FOREIGN COUNTRIES	—	—	—	—	—	10,750	1,32,908	2,14,901	1,23,814	88,098
<i>Share of Bengal</i>	—	—	—	—	—	9,35,600	13,05,152	19,65,103	29,03,982	11,49,638
" Bombay	—	—	—	—	—	46,50,240	34,62,876	32,22,757	10,11,942	8,91,514
" Sind	—	—	—	—	—	29,12,770	48,21,187	41,43,221	26,52,471	28,59,146
" Madras	—	—	—	—	—	1,12,720	2,70,064	2,76,652	1,30,330	1,13,918
" Burma	—	—	—	—	—	38,880	67,004	1,06,715	1,57,148	2,12,452
TOTAL	—	—	—	—	—	87,00,210	99,16,583	97,17,454	74,55,873	52,26,748
Instruments, Apparatus, and Appliances, and parts thereof—										
Musical—										
United Kingdom	—	—	—	—	—	25,900	1,39,785	1,89,609	44,101	67,506
Straits Settlements (includ- ing Labuan)	—	—	—	—	—	250	..
TOTAL BRITISH EMPIRE	—	—	—	—	—	25,900	1,39,785	1,89,609	44,351	67,506
France	—	—	—	—	—	1,005
United States of America— Via Atlantic Coast	—	—	—	—	—	657	2,313
" Pacific "	—	—	—	—	—	..	962
Other Foreign Countries	—	—	—	—	—	304	210
TOTAL FOREIGN COUNTRIES	—	—	—	—	—	..	992	..	961	3,533
<i>Share of Bengal</i>	—	—	—	—	—	2,240	50,162	20,929	22,532	13,625
" Bombay	—	—	—	—	—	3,470	3,176	45,070	4,151	27,011
" Sind	—	—	—	—	—	11,700	38,315	33,527	6,144	15,247
" Madras	—	—	—	—	—	6,180	3,578	78,608	2,559	5,111
" Burma	—	—	—	—	—	2,400	40,216	11,475	9,926	7,772
TOTAL	—	—	—	—	—	25,900	1,40,777	1,89,609	45,312	71,099
Photographic—										
United Kingdom	—	—	—	—	—	1,135	21,142
France	—	—	—	—	—	569
<i>Share of Bengal</i>	—	—	—	—	—	7,897
" Bombay	—	—	—	—	—	1,135	7,663
" Madras	—	—	—	—	—	6,241
TOTAL	—	—	—	—	—	1,135	21,711

* Included in Turkey, Asiatic prior to 1921-22.

No. 16—continued

ARTICLES, AND COUNTRIES OF CONSIGNMENT; ALSO SHARE OF EACH PROVINCE	QUANTITY					VALUE				
	1919-20	1920-21	1921-22	1922-23	1923-24	1919-20	1920-21	1921-22	1922-23	1923-24
GOVERNMENT STORES— <i>continued</i>						R	R	R	R	R
Instruments, Apparatus, and Appliances, and parts thereof—continued										
Other kinds—										
United Kingdom	—	—	—	—	—	41,83,680	66,44,293	99,35,362	64,46,005	47,33,498
Mesopotamia*	—	—	—	—	—	—	—	270	38,307	400
Ceylon	—	—	—	—	—	40	691	1,927	..	35
Other British Possessions	—	—	—	—	—	100	..	100	621	300
TOTAL BRITISH EMPIRE	—	—	—	—	—	41,83,820	66,44,984	99,37,719	64,84,933	47,34,233
Germany	—	—	—	—	—	22,749	92,064	61,085
Netherlands	—	—	—	—	—	1,441	371
Belgium	—	—	—	—	—	12,904	969	14,795
France	—	—	—	—	—	..	6,090	64,489	63,823	23,201
Italy	—	—	—	—	—	59,762	1,053
Persia	—	—	—	—	—	..	17,784	950
Japan	—	—	—	—	—	..	1,760	1,457	..	490
United States of America—										
<i>Vid Atlantic Coast</i>	—	—	—	—	—	30,050	65,824	8,26,160	43,517	1,41,966
" <i>Pacific</i> "	—	—	—	—	—	1,340	..	819	62	..
Other Foreign Countries	—	—	—	—	—	..	384	160
TOTAL FOREIGN COUNTRIES	—	—	—	—	—	31,390	91,851	9,29,768	2,61,788	2,42,961
<i>Share of Bengal</i>	—	—	—	—	—	7,60,340	6,46,898	25,98,398	14,65,629	9,15,641
" <i>Bombay</i>	—	—	—	—	—	9,62,420	24,73,857	42,05,997	20,96,320	16,16,612
" <i>Sind</i>	—	—	—	—	—	19,21,620	31,59,984	36,48,821	23,98,969	20,31,230
" <i>Madras</i>	—	—	—	—	—	4,37,790	3,83,425	3,09,590	3,77,266	3,63,663
" <i>Burma</i>	—	—	—	—	—	83,040	81,171	1,94,075	2,08,467	97,848
TOTAL	—	—	—	—	—	41,65,210	67,36,835	1,08,67,487	67,46,671	50,17,194
Total value of Instruments, Apparatus, and Appliances, and parts thereof—										
United Kingdom	—	—	—	—	—	41,59,670	67,84,078	1,01,24,971	64,91,241	48,22,206
Mesopotamia*	—	—	—	—	—	—	..	270	38,307	400
Ceylon	—	—	—	—	—	40	691	1,927	..	35
Other British Possessions	—	—	—	—	—	100	..	160	871	300
TOTAL BRITISH EMPIRE	—	—	—	—	—	41,59,810	67,84,769	1,01,27,828	65,30,419	48,22,941
Germany	—	—	—	—	—	22,749	92,064	61,085
Netherlands	—	—	—	—	—	..	384	..	1,441	371
Belgium	—	—	—	—	—	12,904	969	14,795
France	—	—	—	—	—	..	6,090	64,489	63,823	24,775
Italy	—	—	—	—	—	59,866	1,053
Persia	—	—	—	—	—	..	17,784	950	200	..
Japan	—	—	—	—	—	..	1,760	1,457	..	490
United States of America—										
<i>Vid Atlantic Coast</i>	—	—	—	—	—	30,050	..	8,26,160	44,174	1,84,284
" <i>Pacific</i> "	—	—	—	—	—	1,340	66,816	819	62	..
Other Foreign Countries	—	—	—	—	—	150	..	210
TOTAL FOREIGN COUNTRIES	—	—	—	—	—	31,390	92,843	9,29,768	2,62,609	2,42,963
<i>Share of Bengal</i>	—	—	—	—	—	7,62,550	6,91,360	25,29,827	14,88,101	9,38,473
" <i>Bombay</i>	—	—	—	—	—	9,65,890	24,81,433	42,51,067	21,01,006	16,44,689
" <i>Sind</i>	—	—	—	—	—	19,33,320	31,67,399	36,62,348	26,06,113	20,46,477
" <i>Madras</i>	—	—	—	—	—	4,43,970	3,86,003	3,88,304	3,79,825	3,74,745
" <i>Burma</i>	—	—	—	—	—	85,440	1,01,417	2,05,550	2,18,413	1,05,629
TOTAL	—	—	—	—	—	41,91,200	68,77,612	1,10,57,096	67,98,118	51,10,004

* Included in Turkey, Asiatic prior to 1921-22.

GENERAL IMPORTS

(GOVERNMENT STORES)

(948)

No. 16—continued

ARTICLES, AND COUNTRIES OF CONSIGNMENT; ALSO SHARE OF EACH PROVINCE	QUANTITY					VALUE				
	1919-20	1920-21	1921-22	1922-23	1923-24	1919-20	1920-21	1921-22	1922-23	1923-24
GOVERNMENT STORES— <i>continued</i>						R	R	R	R	R
Leather—										
Unwrought—	<i>Cwts.</i>	<i>Cwts.</i>	<i>Cwts.</i>	<i>Cwts.</i>	<i>Cwts.</i>					
United Kingdom	48	13	2	144	58	9,870	8,929	1,657	72,821	16,968
Share of Bengal	43	13	1	9,870	8,860	1,167	6,753	201
" Bombay	1	11	17	378	4,902	4,169
" Sind	129	40	..	69	112	60,246	6,309
" Madras	1	289
" Burma	4	920	..
TOTAL	48	13	2	144	58	9,870	8,929	1,657	72,821	10,908
Manufactures—										
Saddlery and harness—										
United Kingdom	—	—	—	—	—	4,270	10,926	9,113	35,427	19,883
Mesopotamia *	—	—	—	—	—	—	—	..	1,80,684	13,82,013
Straits Settlements (including Labuan)	—	—	—	—	—	1,800	..
South Australia (including Northern Territory)	—	—	—	—	—	..	1,201
Australian Commonwealth (Total)	—	—	—	—	—	..	1,201
TOTAL BRITISH EMPIRE	—	—	—	—	—	4,270	12,127	9,113	2,26,811	14,01,896
United States of America—										
Via Pacific Coast	—	—	—	—	—	840	..
Share of Bengal	—	—	—	—	—	3,820	12,127	7,491	1,93,466	13,83,918
" Bombay	—	—	—	—	—	139	27,134	16,350
" Sind	—	—	—	—	—	460	..	1,367	5,251	1,628
" Madras	—	—	—	—	—	82
" Burma	—	—	—	—	—	34	1,800	..
TOTAL	—	—	—	—	—	4,270	12,127	9,113	2,27,651	14,01,896
Other sorts (excluding boots and shoes)—										
United Kingdom	—	—	—	—	—	85,210	84,929	82,289	2,44,104	2,69,875
Ceylon	—	—	—	—	—	761	..
Other British Possessions	—	—	—	—	—	200
TOTAL BRITISH EMPIRE	—	—	—	—	—	85,210	84,929	82,289	2,44,865	2,70,075
Share of Bengal	—	—	—	—	—	1,390	7,452	8,058	126	4,244
" Bombay	—	—	—	—	—	32,210	77,086	57,727	2,41,077	2,18,251
" Sind	—	—	—	—	—	800	92	14,102	2,902	46,823
" Madras	—	—	—	—	—	760	..	2,377	761	308
" Burma	—	—	—	—	—	60	299	26	..	449
TOTAL	—	—	—	—	—	85,210	84,929	82,289	2,44,865	2,70,075
Total value of Leather	—	—	—	—	—	49,360	1,05,985	93,059	5,46,387	16,82,931
Liquors—										
Ale, Beer and Porter—	<i>Gals.</i>	<i>Gals.</i>	<i>Gals.</i>	<i>Gals.</i>	<i>Gals.</i>					
United Kingdom	1,000	2,424	..
Share of Bombay	1,000	2,424	..
Spirit—										
United Kingdom	882	326	8,062	196	616	8,440	5,258	1,58,353	2,728	7,03
Mesopotamia *	—	—	5	—	—	75
TOTAL BRITISH EMPIRE	882	326	8,067	196	616	8,440	5,258	1,58,428	2,728	7,03
Germany	25	22	643	83
Turkey, Asiatic	—	—	—	—
Persian Gulf	1,604	..	—	—	—	5,000	..	—
Java	49,967	29,966	2,78,316	298	..	85,900	52,280	7,43,861	695	..
TOTAL FOREIGN COUNTRIES	51,661	29,966	2,78,316	323	22	90,900	52,280	7,43,861	1,000	83

No. 16—continued

ARTICLES, AND COUNTRIES OF CONSIGNMENT; ALSO SHARE OF EACH PROVINCE	QUANTITY					VALUE				
	1919-20	1920-21	1921-22	1922-23	1923-24	1919-20	1920-21	1921-22	1922-23	1923-24
GOVERNMENT STORES— <i>continued</i>										
Liquors—continued										
Spirit—continued										
<i>Share of Bengal</i>	Gals.	Gals.	Gals.	Gals.	Gals.	R	R	R	R	R
<i>Bombay</i>	31	82	214	354	76	910	918	4,881	1,111	1,188
<i>Sind</i>	186	231	198,965	165	560	1,860	4,131	5,31,690	2,956	6,626
<i>Madras</i>	51,731	29,956	87,152	..	2	91,800	52,304	3,64,711	..	50
<i>Burma</i>	595	..	2	4,970	..	26
<i>Burma</i>	..	13	50	135	981
TOTAL	52,548	30,292	286,383	519	638	99,340	57,488	9,02,289	4,066	7,864
Wines—										
United Kingdom	Gals.	Gals.	Gals.	Gals.	Gals.					
New South Wales	643	2	324	35,069	44	843
<i>Australian Commonwealth</i> <i>(Total)</i>	3,736	58,610
<i>Australian Commonwealth</i> <i>(Total)</i>	3,736	58,610
TOTAL BRITISH EMPIRE	8,736	..	643	2	324	58,610	..	35,069	44	843
<i>Share of Bengal</i>	312	..	24	27,988	..	243
<i>Bombay</i>	3,736	..	34	58,610	..	1,153
<i>Sind</i>	295	5,797
<i>Burma</i>	2	2	300	131	44	600
TOTAL	3,736	..	643	2	324	58,610	..	35,069	44	843
Total Liquors	56,279	30,292	287,026	1,521	962	1,57,950	57,488	9,37,358	6,534	8,707
Machinery and Millwork—										
Steam Engines and parts <i>(other than locomotives)—</i>										
United Kingdom	—	—	—	—	—	17,00,590	36,61,048	40,10,800	12,04,042	16,20,367
Ceylon	—	—	—	—	—	15,000
TOTAL BRITISH EMPIRE	—	—	—	—	—	17,15,590	36,61,048	40,10,800	12,04,042	16,20,367
Belgium	—	—	—	—	—	..	2,599
United States of America—	—	—	—	—	—
<i>Via Atlantic Coast</i>	—	—	—	—	—	38,190	5,72,900
<i>Pacific</i>	—	—	—	—	—	70,000
TOTAL FOREIGN COUNTRIES	—	—	—	—	—	1,08,190	2,599	5,72,900
<i>Share of Bengal</i>	—	—	—	—	—	140,480	1,26,573	20,791	93,088	1,154
<i>Bombay</i>	—	—	—	—	—	1,33,250	2,16,870	27,39,553	2,63,293	67,246
<i>Sind</i>	—	—	—	—	—	15,33,970	32,48,350	8,20,520	4,45,656	14,68,782
<i>Madras</i>	—	—	—	—	—	14,100	69,854	73,524	23,790	4,27,581
<i>Burma</i>	—	—	—	—	—	1,930	..	3,56,412	3,78,215	2,28,502
TOTAL	—	—	—	—	—	18,23,780	36,63,647	40,10,800	12,04,042	21,93,267
Other sorts of Machinery—										
United Kingdom	—	—	—	—	—	23,36,510	50,03,890	70,72,485	1,84,58,511	68,75,889
Aden and Dependencies	—	—	—	—	—	2,997
Mesopotamia*	—	—	—	—	—	16,119	..	49,801
Ceylon	—	—	—	—	—	..	2,821	200
Straits Settlements (<i>including</i> <i>Labuan</i>)	—	—	—	—	—	2,000	..
Natal	—	—	—	—	—	1,008
TOTAL BRITISH EMPIRE	—	—	—	—	—	23,36,510	50,05,890	70,89,612	1,84,60,511	69,28,447
Denmark	—	—	—	—	—	1,400
Germany	—	—	—	—	—	2,628	11,574	30,380
Netherlands	—	—	—	—	—	9,905
Belgium	—	—	—	—	—	80,173
France	—	—	—	—	—	..	4,836	48,091
Switzerland	—	—	—	—	—	2,850
Italy	—	—	—	—	—	9,906	556	679
Japan	—	—	—	—	—	1,890
Persia	—	—	—	—	—	1,050
United States of America—	—	—	—	—	—
<i>Via Atlantic Coast</i>	—	—	—	—	—	2,08,890	83,262	8,19,802	7,73,430	7,64,008
<i>Pacific</i>	—	—	—	—	—	18,770	..	6,000	..	5,473
Other Foreign Countries	—	—	—	—	—	..	350
TOTAL FOREIGN COUNTRIES	—	—	—	—	—	3,10,109	89,448	8,87,882	7,85,550	9,02,618

* Included in Turkey, Asiatic prior to 1921-22.

GENERAL IMPORTS
(GOVERNMENT STORES)

(950)

No. 16—continued

ARTICLES, AND COUNTRIES OF CONSIGNMENT; ALSO SHARE OF EACH PROVINCE	QUANTITY					VALUE				
	1919-20	1920-21	1921-22	1922-23	1923-24	1919-20	1920-21	1921-22	1922-23	1923-24
GOVERNMENT STORES— <i>continued</i>						R	R	R	R	R
Machinery and Millwork— <i>continued</i>										
Other sorts of Machinery— <i>continued</i>										
Share of Bengal	—	—	—	—	—	14,07,130	12,62,959	28,77,658	38,05,772	20,72,196
“ Bombay	—	—	—	—	—	7,83,510	19,42,702	26,77,568	1,25,64,307	24,84,734
“ Sind	—	—	—	—	—	3,78,490	13,95,390	16,38,316	21,86,952	26,87,908
“ Madras	—	—	—	—	—	68,130	1,96,701	3,42,065	1,37,232	1,31,617
“ Burma	—	—	—	—	—	9,350	2,96,586	4,41,887	5,51,807	4,54,611
TOTAL	—	—	—	—	—	26,46,670	50,94,338	79,77,494	1,92,46,070	78,31,065
Total value of Machinery and Millwork—										
United Kingdom	—	—	—	—	—	40,37,100	86,64,117	1,10,83,285	1,96,62,558	84,96,256
Aden and Dependencies	—	—	—	—	—	2,997
Mesopotamia *	—	—	—	—	—	16,119	..	49,361
Ceylon	—	—	—	—	—	15,000	2,821	200
Straits Settlements (including Labuan)	—	—	—	—	—	2,000	..
Natal	—	—	—	—	—	1,008
TOTAL BRITISH EMPIRE	—	—	—	—	—	40,52,100	86,66,938	1,11,00,412	1,96,04,553	85,48,814
Denmark	—	—	—	—	—	1,460
Germany	—	—	—	—	—	2,623	11,674	39,380
Netherlands	—	—	—	—	—	9,965
Belgium	—	—	—	—	—	..	2,599	80,173
France	—	—	—	—	—	..	4,836	48,091
Switzerland	—	—	—	—	—	2,850
Italy	—	—	—	—	—	9,906	555	679
Persia	—	—	—	—	—	1,050
Japan	—	—	—	—	—	1,390
United States of America—										
Via Atlantic Coast	—	—	—	—	—	3,27,080	89,262	3,19,802	7,73,430	13,36,998
“ Pacific “	—	—	—	—	—	88,770	..	6,000	..	5,473
Other Foreign Countries	—	—	—	—	—	..	350
TOTAL FOREIGN COUNTRIES	—	—	—	—	—	4,18,290	91,047	8,87,882	7,85,559	14,75,518
Share of Bengal										
“ Bombay	—	—	—	—	—	15,47,610	13,91,532	28,98,449	38,98,360	20,73,349
“ Sind	—	—	—	—	—	9,16,760	21,59,572	54,17,121	1,28,27,600	25,61,982
“ Madras	—	—	—	—	—	19,12,460	46,43,740	24,58,836	26,32,608	41,56,690
“ Burma	—	—	—	—	—	32,330	2,66,555	4,15,589	1,61,022	5,59,198
TOTAL	—	—	—	—	—	44,70,890	87,57,985	1,19,88,204	2,04,50,112	1,00,24,332
Metals and Ores—										
<i>Brass, Bronze, and similar alloys, and manufactures thereof, wrought—</i>										
United Kingdom	Cwts. 2,258	Cwts. 2,106	Cwts. 1,372	Cwts. 469	Cwts. 2,910	2,45,340	2,10,933	1,22,346	46,827	1,77,402
Belgium	40	73	3,690	5,208	..
United States of America—										
Via Atlantic Coast	17	6,890	..
TOTAL FOREIGN COUNTRIES	40	90	3,690	12,158	..
Share of Bengal										
“ Bombay	861	557	916	218	2,263	93,200	62,672	84,544	19,773	1,13,852
“ Sind	976	1,363	341	181	513	1,09,690	1,90,749	34,162	26,699	56,040
“ Madras	415	240	98	156	68	39,930	26,573	5,051	10,617	3,123
“ Burma	4	1	7	..	20	2,180	91	343	908	1,659
TOTAL	2,258	2,106	1,412	559	2,910	2,45,340	2,10,933	1,26,036	68,985	1,77,402
Copper—										
<i>Unwrought—</i>										
United Kingdom	Cwts. 10,900	Cwts. ..	Cwts. 16,239	Cwts. 845	Cwts. 324	8,90,600	..	10,14,019	52,176	15,141
South Australia (including Northern Territory)	10,000	6,40,000
Victoria	1,000	..	2,500	96,000	..	1,87,500
New South Wales	5,000	16,480	500	4,80,000	10,67,225	37,500
Australian Commonwealth (Total)	16,000	16,480	3,000	12,16,000	10,67,225	2,25,000
TOTAL BRITISH EMPIRE	26,900	16,480	19,239	845	324	21,06,600	10,67,225	12,39,019	52,176	15,141

* Included in Turkey, Asiatic prior to 1921-22.

No. 16—continued

ARTICLES, AND COUNTRIES OF CONSIGNMENT; ALSO SHARE OF EACH PROVINCE	QUANTITY					VALUE				
	1910-20	1920-21	1921-22	1922-23	1923-24	1910-20	1920-21	1921-22	1922-23	1923-24
GOVERNMENT STORES— continued						R	R	R	R	R
Metals and Ores—continued										
Copper—continued										
Unwrought—continued	Cwts.	Cwts.	Cwts.	Cwts.	Cwts.					
Share of Bengal	26,542	16,480	18,600	4	324	20,03,710	10,07,225	12,10,231	466	15,111
„ Sind	418	..	638	841	..	42,800	..	28,670	51,710	..
„ Madras	1	08
TOTAL	26,960	16,480	19,239	845	324	21,00,000	10,07,225	12,39,019	52,176	15,111
Wrought—	Cwts.	Cwts.	Cwts.	Cwts.	Cwts.					
United Kingdom	37,601	54,095	84,067	10,123	4,280	30,90,950	38,16,768	34,58,842	7,50,208	3,41,571
Aden and Dependencies	70	1	..	2	..	3,000	295	..	280
Egypt	2	1,420	..
South Australia (including Northern Territory)	10,000	6,40,000
Australian Commonwealth (Total)	10,000	6,40,000
TOTAL BRITISH EMPIRE	47,691	54,095	84,068	10,125	4,282	37,30,150	38,19,768	34,59,137	7,00,628	3,41,851
Germany	210	12,202
Netherlands	209	14,901
Belgium	346	23,117
Turkey, Asiatic
Persian Gulf	126	25,400
United States of America— Via Atlantic Coast	5	673	693	18,452
TOTAL FOREIGN COUNTRIES	126	5	1,438	25,400	693	68,702
Share of Bengal	15,758	18,603	13,354	4,213	2,202	12,02,230	16,53,679	13,57,660	2,11,699	1,17,269
„ Bombay	12,911	30,642	11,265	807	134	9,62,840	17,56,707	12,85,465	70,580	17,617
„ Sind	16,068	3,802	7,500	4,675	3,331	14,99,760	2,87,991	5,46,300	3,68,012	2,13,119
„ Madras	287	34	2,124	30	..	29,290	3,267	2,25,476	2,328	..
„ Burma	2,808	1,014	425	405	33	61,700	88,124	44,236	18,708	2,234
TOTAL	47,817	54,095	84,068	10,130	5,720	37,55,810	38,19,768	34,59,137	7,01,327	4,10,610
Total Copper—	Cwts.	Cwts.	Cwts.	Cwts.	Cwts.					
United Kingdom	48,651	54,025	50,000	10,968	4,004	30,90,950	38,16,768	44,72,861	8,11,384	3,50,712
Aden and Dependencies	70	1	..	2	..	3,000	295	..	280
Egypt †	2	1,420	..
South Australia (including Northern Territory)	20,000	12,80,000
Victoria	1,000	..	2,500	96,000	..	1,87,500
New South Wales	5,000	16,460	500	4,90,000	10,07,225	37,600
Australian Commonwealth (Total)	26,000	16,460	3,000	18,56,000	10,07,225	2,25,000
TOTAL BRITISH EMPIRE	74,651	70,575	53,907	10,970	4,006	58,30,950	48,86,993	40,08,166	8,12,810	3,50,992
Germany	210	12,202
Netherlands	209	14,901
Belgium	346	23,117
Turkey, Asiatic
Persian Gulf	126	25,400
United States of America— Via Atlantic Coast	5	673	693	18,452
TOTAL FOREIGN COUNTRIES	126	5	1,438	25,400	693	68,702

†Shown as a Foreign country from 1923-24.

GENERAL IMPORTS

(GOVERNMENT STORES)

(952)

No. 16—continued

ARTICLES, AND COUNTRIES OF CONSIGNMENT; ALSO SHARE OF EACH PROVINCE	QUANTITY					VALUE				
	1919-20	1920-21	1921-22	1922-23	1923-24	1919-20	1920-21	1921-22	1922-23	1923-24
GOVERNMENT STORES— <i>continued</i>						R	R	R	R	R
Metals and Ores—continued										
Copper—continued										
Total Copper—continued	Cwts.	Cwts.	Cwts.	Cwts.	Cwts.					
Share of Bengal . . .	43,300	35,083	31,954	4,217	2,526	32,65,940	27,20,904	25,67,941	3,12,165	1,62,410
" Bombay . . .	12,911	30,642	11,265	807	154	9,62,840	17,86,707	12,85,465	70,680	17,617
" Sind . . .	16,471	3,802	8,138	5,516	3,331	16,42,640	2,87,951	5,74,970	4,09,722	2,43,449
" Madras . . .	287	34	2,135	30	..	29,290	3,267	2,25,544	2,328	..
" Burma . . .	2,808	1,014	428	405	33	61,700	68,124	44,236	18,708	2,284
TOTAL	74,777	70,575	58,907	10,975	6,044	58,62,410	48,80,993	40,98,156	8,13,503	4,25,760
Iron—										
Pig—	Tons	Tons	Tons	Tons	Tons					
United Kingdom . . .	805	1,859	3,944	1,842	3,799	87,180	3,37,977	6,92,029	1,85,716	3,32,201
Sweden	204	16,482
Share of Bengal . . .	640	1,839	3,944	1,842	3,998	76,190	3,31,152	6,92,029	1,85,716	3,47,906
" Bombay	5	777
" Sind	20	3,625
" Madras . . .	65	10,940
TOTAL	805	1,859	3,944	1,842	4,003	87,180	3,37,977	6,92,029	1,85,716	3,48,683
Manufactures—										
Angle, bolt, and rod—	Tons	Tons	Tons	Tons	Tons					
United Kingdom . . .	570	1,385	125	188	115	2,30,830	4,28,920	73,061	55,280	38,324
United States of America— Via Atlantic Coast	262
Share of Bengal . . .	231	751	71	66	106	1,28,490	1,33,875	48,238	24,566	31,560
" Bombay . . .	200	398	28	23	..	74,940	1,98,936	16,534	11,399	..
" Sind . . .	68	236	20	16,560	65,666	4,025
" Madras . . .	21	..	3	7,476	..	3,416	41	466
" Burma . . .	10	..	3	49	9	3,370	443	798	18,874	6,271
TOTAL	570	1,385	125	138	115	2,30,830	4,28,920	73,061	55,280	38,586
Lars and channel—	Tons	Tons	Tons	Tons	Tons					
United Kingdom . . .	1,131	1,600	148	305	1,269	4,19,770	6,17,001	58,529	57,352	2,81,501
Share of Bengal . . .	163	216	61	43	70	87,470	72,880	27,505	19,246	26,694
" Bombay	164	1,07,533
" Sind . . .	657	1,219	36	262	92	2,93,650	4,31,788	22,181	38,106	16,836
" Madras . . .	67	6	4	24,100	2,210	1,186
" Burma . . .	64	6	67	..	1,107	14,550	2,585	7,657	..	2,37,974
TOTAL	1,131	1,600	148	305	1,269	4,19,770	6,17,001	58,529	57,352	2,81,501
Total Iron—	Tons	Tons	Tons	Tons	Tons					
United Kingdom . . .	2,306	4,844	4,217	2,285	5,183	7,37,730	13,83,898	8,23,619	2,98,348	6,52,021
Sweden	204	16,482
United States of America— Via Atlantic Coast	262
TOTAL FOREIGN COUNTRIES	204	16,744
Share of Bengal . . .	984	2,806	4,065	1,951	4,174	2,92,150	5,40,907	7,67,822	2,29,928	4,06,464
" Bombay . . .	200	552	28	23	6	74,940	3,06,474	16,534	11,399	777
" Sind . . .	915	1,476	66	262	92	3,10,210	5,31,279	26,208	38,106	16,836
" Madras . . .	143	6	7	42,510	2,210	4,602	41	456
" Burma . . .	64	6	60	49	1,116	17,920	3,028	8,455	18,874	2,44,246
TOTAL	2,306	4,844	4,217	2,285	5,387	7,37,730	13,83,898	8,23,619	2,98,348	6,68,772

No. 16—continued

ARTICLES, AND COUNTRIES OF CONSIGNMENT; ALSO SHARE OF EACH PROVINCE	QUANTITY					VALUE				
	1919-20	1920-21	1921-22	1922-23	1923-24	1919-20	1920-21	1921-22	1922-23	1923-24
GOVERNMENT STORES— continued						R	R	R	R	R
Metals and Ores—continued										
Iron or Steel—	Tons	Tons	Tons	Tons	Tons					
anchors and cables—										
United Kingdom	108	102	44	223	8	1,24,580	1,20,129	45,010	1,14,725	6,823
Straits Settlements (in- cluding Labuan)	1	1,973
TOTAL BRITISH EMPIRE	108	102	45	223	8	1,24,580	1,20,129	46,983	1,14,725	6,823
Share of Bengal	46	71	5	100	8	58,420	78,798	8,457	40,419	6,823
" Bombay	39	22	39	122	..	39,250	14,290	36,383	73,270	..
" Sind	18	5	..	1	..	26,910	12,996	..	327	..
" Burma	4	1	14,045	2,113	709	..
TOTAL.	108	102	45	223	8	1,24,580	1,20,129	46,983	1,14,725	6,823
Hoops and Strips—	Tons	Tons	Tons	Tons	Tons					
United Kingdom	1,027	460	504	556	18	4,26,740	1,79,068	2,16,460	1,84,557	4,973
Germany	289	33,085
Belgium	122	15,131
TOTAL FOREIGN COUNTRIES	301	48,216
Share of Bengal	338	57	300	18	15	1,84,300	24,315	62,194	10,257	4,296
" Bombay	206	87	163	203	1	40,990	52,368	1,04,026	1,04,525	185
" Sind	483	324	522	335	2	2,01,330	1,02,066	1,01,371	69,720	492
" Madras	1	120	319	76	25	..
TOTAL	1,027	469	985	556	18	4,26,740	1,79,068	2,84,600	1,84,557	4,973
Nails, screws, rivets, and washers—	Tons	Tons	Tons	Tons	Tons					
United Kingdom	437	603	379	306	298	2,47,800	3,43,257	2,55,844	1,40,919	1,08,128
Sweden	5	8,880
Other Foreign Countries	37
TOTAL FOREIGN COUNTRIES	5	8,880	..	37
Share of Bengal	157	228	117	92	126	1,14,440	1,42,279	1,06,537	62,684	43,919
" Bombay	220	205	62	61	55	72,530	1,32,992	69,316	26,709	20,314
" Sind	59	52	154	87	81	59,609	37,453	69,265	26,366	28,338
" Madras	106	31	12	3	800	23,142	15,940	4,528	1,325
" Burma	1	11	20	54	33	430	7,391	4,666	20,712	14,769
TOTAL	437	603	384	306	298	2,47,800	3,43,257	2,84,724	1,40,919	1,08,665
Sheets and plates (including galvanised and tinned plates)—	Tons	Tons	Tons	Tons	Tons					
United Kingdom	46,516	4,319	5,529	6,645	2,031	24,02,710	18,96,250	24,67,870	13,51,208	7,48,531
Ceylon	5	4,800	..
TOTAL BRITISH EMPIRE	46,516	4,319	5,529	6,650	2,031	24,02,710	18,96,250	24,67,870	13,56,008	7,48,531
Belgium	493	52,038
France	214	45,100
United States of America— Vid Atlantic Coast	2,535	44	..	116	..	5,07,970	15,567	..	28,711	..
TOTAL FOREIGN COUNTRIES	2,535	44	214	116	493	5,07,970	15,567	45,100	28,711	52,038
Share of Bengal	3,399	1,746	3,546	3,608	729	16,44,050	6,84,546	11,23,291	5,89,540	1,93,967
" Bombay	3,242	1,065	512	1,345	92	9,07,930	6,62,633	2,20,822	3,10,396	25,906
" Sind	585	1,197	1,158	900	2,147	2,17,830	5,18,166	9,90,714	2,15,336	4,27,220
" Madras	336	287	528	14	16	1,11,570	1,15,307	1,78,005	2,951	8,638
" Burma	90	67	1	899	440	29,300	30,865	234	2,66,156	1,44,768
TOTAL	8,351	4,363	5,743	6,766	3,424	29,10,680	19,11,817	25,13,006	13,84,719	7,00,560
Wire—	Tons	Tons	Tons	Tons	Tons					
United Kingdom	913	2,152	2,252	731	603	4,41,730	12,73,025	12,16,245	3,46,070	2,02,052
Germany	360	10	92,327	2,399
Netherlands	8	1,977
Belgium	25	185	9,619	47,154
United States of America— Vid Atlantic Coast	90
TOTAL FOREIGN COUNTRIES	385	203	1,01,946	51,620
Share of Bengal	690	182	1,374	568	105	3,72,290	95,950	1,62,840	1,73,558	42,267
" Bombay	50	167	125	194	407	31,860	1,48,016	64,482	1,15,775	1,07,735
" Sind	234	1,734	644	217	281	1,92,520	9,80,857	3,17,538	1,06,662	98,859
" Madras	1	61	32	2	10	1,270	37,048	12,974	668	3,644
" Burma	38	18	77	135	3	13,790	11,714	58,411	49,062	1,167
TOTAL	913	2,152	2,252	1,116	806	4,41,730	12,73,025	12,16,245	4,48,026	2,53,672

GENERAL IMPORTS
(GOVERNMENT STORES)

(954)

No. 16—continued

ARTICLES, AND COUNTRIES OF CONSIGNMENT; ALSO SHARE OF EACH PROVINCE	QUANTITY					VALUE				
	1919-20	1920-21	1921-22	1922-23	1923-24	1919-20	1920-21	1921-22	1922-23	1923-24
GOVERNMENT STORES— <i>continued</i> Metals and Ores—continued Iron or Steel—continued						R	R	R	R	R
Other manufactures of iron or steel— United Kingdom	Tons 1,843	Tons 10,966	Tons 5,380	Tons 10,087	Tons 7,530	7,16,280	36,22,463	28,06,815	44,28,513	18,30,324
Mesopotamia *	—	—	..	100	..	—	—	..	1,05,403	..
Aden and Dependencies	2	1,000	..
Ceylon	50
TOTAL BRITISH EMPIRE	1,843	10,966	5,380	10,139	7,530	7,16,280	36,22,463	28,06,815	45,34,916	18,30,374
Belgium	163	1	23,938	117
Persia	2	2,000
United States of America— Via Atlantic Coast	46	1	..	18	..	16,659	815	..	10,123
Other Foreign Countries	435
TOTAL FOREIGN COUNTRIES	..	46	1	163	21	..	16,659	815	23,938	12,675
Share of Bengal	411	764	192	938	219	2,93,930	3,61,113	2,78,383	3,39,444	1,41,208
.. Bombay	908	863	797	2,345	1,171	2,16,360	3,32,708	7,84,557	5,95,813	3,03,666
.. Sind	16	8,042	665	674	4,327	22,980	24,74,013	3,39,477	1,89,279	8,56,070
.. Madras	248	1,081	791	428	162	73,210	3,37,279	2,47,804	94,639	31,925
.. Burma	261	262	3,036	6,017	1,148	1,09,800	1,14,009	11,57,409	28,29,779	4,89,789
TOTAL	1,843	11,012	5,381	10,302	7,557	7,16,280	36,39,122	28,07,630	45,58,854	18,43,048
Total Iron or Steel—	Tons	Tons	Tons	Tons	Tons					
United Kingdom	10,139	18,611	14,178	18,498	11,394	43,59,840	74,34,792	70,08,284	66,60,001	29,01,331
Mesopotamia *	—	—	..	100	..	—	—	..	1,05,403	..
Aden and Dependencies	2	1,000	..
Ceylon	5	4,800	50
Straits Settlements (includ- ing Labuan)	1	1,973
TOTAL BRITISH EMPIRE	10,139	18,611	14,179	18,605	11,394	43,59,840	74,34,792	70,10,207	68,77,204	29,01,381
Sweden	5	8,880
Germany	269	360	10	33,065	92,327	2,399
Netherlands	8	2,412
Belgium	122	188	679	15,131	33,557	99,309
France	314	45,196
Persia	2	2,000
United States of America— Via Atlantic Coast	2,536	90	1	116	18	5,07,970	32,226	815	28,711	10,250
TOTAL FOREIGN COUNTRIES	2,536	90	611	664	717	5,07,970	32,226	1,03,107	1,54,595	1,16,370
Share of Bengal	4,941	3,048	5,534	6,324	1,232	26,67,130	13,87,031	22,40,732	17,18,432	4,32,480
.. Bombay	6,365	2,401	1,698	4,270	1,726	13,08,920	12,63,007	12,76,565	12,26,488	4,57,206
.. Sind	1,394	11,354	3,941	2,114	7,038	6,51,170	41,35,861	18,18,366	6,17,710	14,40,979
.. Madras	584	1,636	1,382	466	191	1,86,970	6,13,096	5,64,799	1,02,751	45,582
.. Burma	390	362	3,135	7,105	1,924	1,53,320	1,78,024	12,22,833	31,66,418	6,41,504
TOTAL	12,674	18,701	14,790	19,269	12,111	48,67,810	71,67,018	71,13,314	68,31,799	30,17,761
Steel— Bars and Channels—	Tons	Tons	Tons	Tons	Tons					
United Kingdom	2,536	1,148	1,541	2,942	4,390	8,92,710	4,15,559	5,80,983	5,17,766	8,15,754
Belgium	2	415
United States of America— Via Atlantic Coast	272	99,840
TOTAL FOREIGN COUNTRIES	272	..	2	99,840	..	415
Share of Bengal	794	487	699	153	258	3,36,910	1,80,284	2,31,751	73,481	44,919
.. Bombay	1,696	301	93	2,771	3,863	4,67,720	1,27,617	48,201	4,38,513	7,24,437
.. Sind	151	156	791	8	267	64,060	50,014	2,31,446	4,134	45,898
.. Madras	158	198	55	10	..	60,930	54,890	19,310	1,638	..
.. Burma	9	7	5	..	2	2,940	2,754	690	..	500
TOTAL	2,808	1,148	1,543	2,942	4,390	9,32,550	4,15,559	5,81,398	5,17,766	8,15,754
Cast—	Tons	Tons	Tons	Tons	Tons					
United Kingdom	726	323	230	234	27	7,48,430	3,56,724	3,69,412	1,63,435	35,862
Belgium	1,684	..
Share of Bengal	637	131	129	112	6	6,19,270	1,41,377	2,45,028	76,612	8,222
.. Bombay	176	188	31	79	11	2,12,740	4,10,448	42,906	26,119	15,533
.. Sind	13	3	63	41	10	16,580	3,156	73,356	61,342	12,020
.. Madras	1	7	1	..	890	1,676	7,457	337	37
.. Burma	1	68	656	709	..
TOTAL	726	323	230	234	27	7,48,430	3,56,724	3,69,412	1,65,119	45,862

No. 16—continued

ARTICLES, AND COUNTRIES OF CONSIGNMENT; ALSO SHARE OF EACH PROVINCE	QUANTITY					VALUE				
	1919-20	1920-21	1921-22	1922-23	1923-24	1919-20	1920-21	1921-22	1922-23	1923-24
GOVERNMENT STORES— continued						₹	₹	₹	₹	₹
Metals and Ores—continued										
Steel—continued										
Total Steel—	Tons	Tons	Tons	Tons	Tons					
United Kingdom	3,262	1,471	1,771	3,170	4,417	15,81,101	7,72,283	9,50,395	6,81,201	8,51,616
Belgium	2	415	1,684	..
United States of America— Vid Atlantic Coast	272	99,840
TOTAL FOREIGN COUNTRIES	272	..	2	99,840	..	415	1,684	..
Share of Bengal	1,331	618	728	265	264	8,56,180	3,21,661	5,26,779	1,50,093	53,141
“ Bombay	1,872	489	124	2,850	3,874	6,80,460	3,38,065	91,107	4,64,632	7,40,020
“ Sind	164	158	354	49	277	79,630	63,170	3,04,301	65,426	57,918
“ Madras	153	199	62	11	..	61,820	56,565	26,767	1,975	37
“ Burma	9	7	5	1	2	2,940	2,822	1,356	709	500
TOTAL	3,534	1,471	1,773	3,176	4,417	16,31,030	7,72,283	9,50,810	6,82,885	8,51,616
Lead—										
Pig—	Cwts.	Cwts.	Cwts.	Cwts.	Cwts.					
United Kingdom	..	864	1,328	998	606	..	25,621	28,576	20,891	13,495
Share of Bengal	..	753	1,228	316	421	..	22,984	26,949	16,735	9,597
“ Bombay	..	60	100	61	180	..	1,578	1,627	1,262	3,696
“ Sind	..	61	1,059
“ Madras	121	5	2,894	209
TOTAL	..	864	1,328	998	606	..	25,621	28,576	20,891	13,495
Wrought—										
Sheets, pipes, and tubes—	Cwts.	Cwts.	Cwts.	Cwts.	Cwts.					
United Kingdom	3,003	15,578	2,503	1,049	52	1,24,570	1,94,915	70,705	27,317	7,280
Share of Bengal	281	308	..	7	..	5,100	6,693	..	319	..
“ Bombay	831	14,310	821	150	38	32,800	1,74,611	22,162	4,351	1,098
“ Sind	161	3,469
“ Madras	1,886	430	1,206	884	..	83,720	13,611	32,649	22,595	..
“ Burma	5	..	315	8	14	150	..	12,495	159	6,102
TOTAL	3,003	15,578	2,503	1,049	52	1,24,570	1,94,915	70,765	27,317	7,280
Other sorts—	Cwts.	Cwts.	Cwts.	Cwts.	Cwts.					
United Kingdom	11	471	88	11	104	310	14,997	32,387	504	3,528
Share of Bengal	11	97	310	2,368
“ Bombay	..	301	88	..	7	..	10,304	32,387	..	1,160
“ Sind	11	504	..
“ Madras	..	170	4,668
“ Burma	25
TOTAL	11	471	88	11	104	310	14,997	32,387	504	3,528
Total Lead—	Cwts.	Cwts.	Cwts.	Cwts.	Cwts.					
United Kingdom	3,014	16,013	3,019	2,058	762	1,24,880	2,35,533	1,31,728	48,712	24,303
Share of Bengal	292	1,061	1,228	323	518	5,410	29,677	26,949	16,947	11,965
“ Bombay	831	15,201	1,000	211	225	32,800	1,86,422	56,166	5,013	5,954
“ Sind	..	61	161	11	1,059	3,169	504	..
“ Madras	1,886	600	1,206	1,005	5	83,720	18,279	32,649	25,489	262
“ Burma	5	..	315	8	14	150	25	12,495	159	6,132
TOTAL	3,014	16,013	3,019	2,058	762	1,24,880	2,35,533	1,31,728	48,712	24,303

GENERAL IMPORTS

(956)

(GOVERNMENT STORES)

No. 16—continued

ARTICLES, AND COUNTRIES OF CONSIGNMENT; ALSO SHARE OF EACH PROVINCE	QUANTITY					VALUE				
	1910-20	1920-21	1921-22	1922-23	1923-24	1910-20	1920-21	1921-22	1922-23	1923-24
GOVERNMENT STORES— <i>continued</i>						R	R	R	R	R
Metals and Ores—continued										
Tin—										
Unwrought (blocks, ingots, bars, and slabs)—	Cwts.	Cwts.	Cwts.	Cwts.	Cwts.					
United Kingdom . . .	2,115	2,079	1,141	148	6	3,32,980	3,60,230	2,25,172	28,061	822
Straits Settlements (including Labuan) . . .	2,524	641	2,826	2,006	3,049	3,83,410	1,10,132	5,97,414	5,92,287	5,86,470
TOTAL BRITISH EMPIRE	4,639	2,720	3,967	2,754	3,055	7,21,390	4,70,362	8,22,586	6,10,948	5,87,292
<i>Share of Bengal</i> . . .	4,524	2,719	3,966	2,725	2,769	7,03,280	4,79,253	3,22,444	6,06,867	5,36,580
" <i>Bombay</i> . . .	101	1	..	13	232	17,460	109	..	1,920	50,200
" <i>Madras</i> . . .	12	..	1	16	4	430	..	142	2,161	512
" <i>Burma</i> . . .	2	230
TOTAL	4,639	2,720	3,967	2,754	3,055	7,21,390	4,70,362	8,22,586	6,10,948	5,87,292
Wrought (including plates or sheets, not being lined iron)—	Cwts.	Cwts.	Cwts.	Cwts.	Cwts.					
United Kingdom . . .	8	4	1	589	1,177	270	148	284	26,354	39,681
<i>Share of Bengal</i>	4	..	82	148	..	1,964	..
" <i>Bombay</i>	1	504	1,167	284	24,181	39,427
" <i>Sind</i>	2	172	..
" <i>Madras</i>	1	3	57	77
" <i>Burma</i> . . .	8	7	270	177
TOTAL	8	4	1	589	1,177	270	148	284	26,354	39,681
Total Tin—	Cwts.	Cwts.	Cwts.	Cwts.	Cwts.					
United Kingdom . . .	2,123	2,083	1,142	737	1,183	3,33,250	3,60,378	2,25,456	55,015	40,503
Straits Settlements (including Labuan) . . .	2,524	641	2,826	2,006	3,049	3,83,410	1,10,132	5,97,414	5,82,287	5,86,470
TOTAL BRITISH EMPIRE	4,647	2,724	3,968	3,343	4,232	7,21,660	4,70,510	8,22,870	6,37,302	6,26,973
<i>Share of Bengal</i> . . .	4,524	2,723	3,966	2,807	2,769	7,03,280	4,79,401	3,22,444	6,06,831	5,36,580
" <i>Bombay</i> . . .	101	1	1	517	1,149	17,450	109	284	26,081	39,627
" <i>Sind</i>	2	172	..
" <i>Madras</i> . . .	12	..	1	17	7	430	..	142	2,218	589
" <i>Burma</i> . . .	10	7	500	177
TOTAL	4,647	2,724	3,968	3,343	4,232	7,21,560	4,70,510	8,22,870	6,37,302	6,26,973
Zinc or Spelter, wrought or manufactured—	Cwts.	Cwts.	Cwts.	Cwts.	Cwts.					
United Kingdom . . .	6,582	15,851	12,059	6,587	1,184	2,70,710	5,14,774	2,78,244	1,72,996	40,409
Belgium	40	..	4,490	1,021	..	1,25,329
United States of America— Via Atlantic Coast . . .	62	7,370
TOTAL FOREIGN COUNTRIES	62	..	40	..	4,490	7,370	..	1,021	..	1,25,329
<i>Share of Bengal</i> . . .	6,455	15,124	11,671	5,240	4,679	2,61,720	5,31,926	2,58,160	1,37,713	1,30,558
" <i>Bombay</i> . . .	130	656	186	775	713	12,380	28,125	7,330	16,878	21,057
" <i>Sind</i> . . .	13	42	146	505	266	960	3,293	6,151	16,367	11,276
" <i>Madras</i>	20	93	4	467	7,535	142	..
" <i>Burma</i> . . .	41	9	3	83	22	2,520	983	89	1,896	2,347
TOTAL	6,644	15,851	12,099	6,587	5,681	2,78,080	5,14,774	2,79,265	1,72,996	1,66,738

No. 16—continued

ARTICLES, AND COUNTRIES OF CONSIGNMENT; ALSO SHARE OF EACH PROVINCE	QUANTITY					VALUE				
	1910-20	1920-21	1921-22	1922-23	1923-24	1910-20	1920-21	1921-22	1922-23	1923-24
GOVERNMENT STORES— <i>continued</i>										
Metals and Ores—concluded <i>Metals and Ores, unenumerated—</i>	Cwts.	Cwts.	Cwts.	Cwts.	Cwts.	R	R	R	R	R
United Kingdom	21,236	36,305	4,275	2,201	1,750	21,49,850	44,10,203	2,24,127	1,03,600	78,612
Aden and Dependencies	5	2,777
Mauritius and Dependencies	5,001	3,49,449
TOTAL BRITISH EMPIRE	21,236	41,306	4,275	2,201	1,764	21,49,850	47,59,652	2,24,127	1,03,600	81,380
Sweden	500	7,417
Share of Bengal	132	936	4,298	1,460	1,630	15,130	47,393	1,92,647	58,226	57,071
" Bombay	20,204	40,369	363	95	173	21,02,900	47,12,059	23,101	21,601	19,088
" Sind	896	1	..	670	31	30,870	200	..	13,876	1,677
" Madras	4	..	3	22	27	940	..	13,104	5,530	2,771
" Burma	111	24	3	20	..	2,392	4,437	864
TOTAL	21,236	41,306	4,775	2,261	1,764	21,49,850	47,59,652	2,31,544	1,03,600	81,380
Total Metals and Ores—	Tons	Tons	Tons	Tons	Tons					
United Kingdom	19,900	31,293	23,850	25,113	21,614	1,37,83,740	1,91,30,582	1,42,37,010	87,84,153	51,22,916
Aden and Dependencies	3	..	2	3,000	295	1,000	3,003
Mesopotamia *	100	1,05,403	..
Ceylon	5	4,800	60
Straits Settlements (including Labuan)	126	82	142	130	153	3,88,410	1,10,132	5,98,387	5,82,287	5,86,470
Egypt †	1,420	..
Mauritius and Dependencies	250	3,49,449
South Australia (including Northern Territory)	1,000	12,80,000
Victoria	50	..	125	96,000	..	1,87,500
New South Wales	250	824	25	4,80,000	10,07,225	37,500
Australian Commonwealth (Total)	1,300	824	150	18,56,000	10,67,225	2,25,000
TOTAL BRITISH EMPIRE	21,326	82,402	24,142	25,360	21,767	1,60,28,150	2,00,78,368	1,50,61,692	94,79,069	57,12,409
Sweden	30	..	204	10,297	..	16,482
Germany	269	860	20	33,085	92,327	14,091
Netherlands	18	17,313
Belgium	128	192	921	20,257	40,509	2,47,755
France	1	214	45,196
Turkey, Asiatic
Persian Gulf	7	25,460
Persia	2	2,000
United States of America— Vid Atlantic Coast	2,810	90	1	117	52	6,15,180	32,226	815	30,294	28,004
TOTAL FOREIGN COUNTRIES	2,817	91	642	669	1,217	6,40,640	32,226	1,15,850	1,09,130	3,27,205
Share of Bengal	9,984	9,246	13,031	8,278	6,334	80,63,440	60,71,572	74,83,018	32,52,107	19,04,516
" Bombay	9,196	7,854	2,508	7,279	5,787	53,02,680	37,41,788	27,90,734	18,69,971	14,07,384
" Sind	3,363	13,194	4,378	2,768	7,592	26,55,410	60,29,426	27,39,013	11,72,550	17,76,458
" Madras	996	1,773	1,623	521	194	4,07,860	5,93,974	3,65,786	1,41,440	51,295
" Burma	606	426	3,244	7,180	3,047	2,39,400	2,73,834	12,93,792	32,12,131	9,01,052
TOTAL	24,143	32,493	24,784	26,019	22,984	1,66,68,790	2,07,10,594	1,51,77,342	96,48,199	60,30,704

* Included in Turkey, Asiatic prior to 1921-22.
† Shown as a Foreign country from 1923-24.

GENERAL IMPORTS
(GOVERNMENT STORES)

(958)

No. 16—continued

ARTICLES, AND COUNTRIES OF CONSIGNMENT; ALSO SHARE OF EACH PROVINCE	QUANTITY					VALUE				
	1910-20	1920-21	1921-22	1922-23	1923-24	1919-20	1920-21	1921-22	1922-23	1923-24
GOVERNMENT STORES— <i>continued</i>						R	R	R	R	R
Paper and Pasteboard—										
Paper—										
Printing paper—										
United Kingdom	1,483	697	9,426	5,336	15,292	76,650	37,460	5,08,968	1,91,864	4,16,261
Japan	35	..	97	10,530	..	72,348
Share of Bengal	1,295	356	5,650	2,783	12,848	81,190	21,455	4,18,528	1,07,410	3,32,807
" Bombay	226	337	251	733	1,261	6,990	16,840	26,372	20,160	47,566
" Sind	4	7	157	165	730	12,690	..
" Madras	3,616	1,063	1,061	1,35,686	51,704	32,836
" Burma	122	3,052
TOTAL	1,521	697	9,623	5,336	15,292	87,180	37,460	5,81,316	1,91,864	4,16,261
Writing paper and envelopes—										
United Kingdom	—	—	—	—	Cwts. 10,384	6,09,160	5,53,105	9,96,933	5,02,469	3,87,261
Japan	—	—	—	—	19,588
Share of Bengal	—	—	—	—	8,903	6,88,630	4,13,616	6,67,792	1,50,061	3,17,335
" Bombay	—	—	—	—	1,004	69,290	1,50,117	1,20,452	1,08,168	61,067
" Sind	—	—	—	—	1,293	720	168	..
" Madras	—	—	—	—	456	3,350	..	2,82,464	2,42,071	17,811
" Burma	—	—	—	—	21	17,890	7,667	35,505	2,011	1,048
TOTAL	—	—	—	—	10,384	6,09,160	5,72,698	9,96,933	5,02,469	3,87,261
Other kinds of paper—										
United Kingdom	3,460	5,289	9,006	3,654	11,182	3,58,130	3,00,139	6,00,825	2,07,312	7,15,673
Straits Settlements (Inclu- ding Labuan)	1	15	..
TOTAL BRITISH EMPIRE	3,460	5,289	9,006	3,655	11,182	3,58,130	3,00,139	6,00,825	2,07,327	7,15,673
Sweden	90	1,682
Germany	308	5,498
Turkey, Asiatic
Persian Gulf	70	22,400
Japan	13	157	3,950	60,186
United States of America— Vid Atlantic Coast	151	31,240
" Pacific "	2	824
TOTAL FOREIGN COUNTRIES	234	159	398	57,590	60,510	7,180
Share of Bengal	2,656	3,455	7,340	673	7,107	3,43,720	2,03,208	4,64,365	86,005	2,32,559
" Bombay	946	1,968	1,012	2,347	2,747	65,070	1,53,599	1,20,469	78,440	95,997
" Sind	68	34	26	272	545	6,220	3,737	3,335	36,583	30,269
" Madras	24	..	623	360	240	710	..	12,756	4,174	6,175
" Burma	1	..	3	921	..	105	..	175	3,58,175
TOTAL	3,694	5,448	9,006	3,655	11,580	4,15,720	3,60,649	6,00,825	2,07,327	7,23,153
Pasteboard, millboard, and cardboard of all kinds—										
United Kingdom	607	3,010	24,729	1,944	3,718	24,300	95,104	5,51,105	53,209	1,53,305
Germany	335	2,947
Netherlands	8,256	68,981
Japan	11,645	3,254	1,81,980	70,001
TOTAL FOREIGN COUNTRIES	11,645	3,254	8,591	1,81,980	70,001	71,928
Share of Bengal	12,075	6,924	23,450	485	6,880	1,91,320	1,47,207	6,33,610	24,330	57,26
" Bombay	177	335	772	884	1,769	14,960	17,644	11,845	23,559	19,91
" Sind	6	..	568	1,201	..	264	..	6,199	21,67
" Madras	501	..	1,183	5,660	..	11,00
" Burma	7	974	121	1,15,37
TOTAL	12,252	6,264	24,729	1,944	12,309	2,06,280	1,65,105	5,51,105	53,209	2,25,23

1 Quantity recorded from 1923-24.

No. 16—continued

ARTICLES, AND COUNTRIES OF CONSIGNMENT; ALSO SHARE OF EACH PROVINCE	QUANTITY					VALUE				
	1919-20	1920-21	1921-22	1922-23	1923-24	1919-20	1920-21	1921-22	1922-23	1923-24
VERNMENT STORES— continued						R	R	R	R	R
Paper and Pasteboard— continued										
<i>Total value of Paper and Pasteboard—</i>										
United Kingdom . . .	—	—	—	—	—	10,68,240	9,85,808	26,57,831	9,54,844	16,72,708
Straits Settlements (including Labuan) . . .	—	—	—	—	—	15	..
TOTAL BRITISH EMPIRE	—	—	—	—	—	10,68,240	9,85,808	26,57,831	9,54,859	16,72,708
Sweden . . .	—	—	—	—	—	1,682
Germany . . .	—	—	—	—	—	8,446
Netherlands . . .	—	—	—	—	—	68,081
Turkey, Asiatic . . .	—	—	—	—	—	—	—
Persian Gulf . . .	—	—	—	—	—	22,400	..	—	—	—
Japan . . .	—	—	—	—	—	1,96,460	1,49,775	72,848
United States of America—										
Via Atlantic Coast . . .	—	—	—	—	—	81,240
„ Pacific „ . . .	—	—	—	—	—	..	324
TOTAL FOREIGN COUNTRIES	—	—	—	—	—	2,50,100	1,50,099	72,348	..	79,108
Share of Bengal . . .	—	—	—	—	—	11,44,860	7,85,486	19,84,295	3,67,796	9,39,918
„ Bombay . . .	—	—	—	—	—	1,45,310	3,37,200	2,79,138	2,30,317	2,14,514
„ Sind . . .	—	—	—	—	—	6,220	5,449	4,685	56,490	51,942
„ Madras . . .	—	—	—	—	—	4,060	..	4,36,556	2,97,949	67,822
„ Burma . . .	—	—	—	—	—	17,590	7,772	25,506	2,307	4,77,650
TOTAL	—	—	—	—	—	13,18,340	11,35,007	27,30,179	9,54,859	17,51,906
Printing and Lithograph- ing materials (excluding paper)—										
United Kingdom . . .	—	—	—	—	—	2,40,840	4,29,018	8,84,452	5,98,622	9,18,428
Victoria . . .	—	—	—	—	—	3,87,282
Australian Commonwealth (Total) . . .	—	—	—	—	—	3,87,282
Other British Possessions . . .	—	—	—	—	—	43
TOTAL BRITISH EMPIRE	—	—	—	—	—	2,40,840	4,29,018	12,71,777	5,98,622	9,18,428
Norway . . .	—	—	—	—	—	7,050	..
Germany . . .	—	—	—	—	—	2,200	5,562
Netherlands . . .	—	—	—	—	—	3,664	1,588
Belgium . . .	—	—	—	—	—	7,064	..
Italy . . .	—	—	—	—	—	207	500
Japan . . .	—	—	—	—	—	4,361	..
United States of America—										
Via Atlantic Coast . . .	—	—	—	—	—	28,880	59,930	40,800	24,933	1,81,208
TOTAL FOREIGN COUNTRIES	—	—	—	—	—	28,880	59,930	40,800	50,079	1,83,708
Share of Bengal . . .	—	—	—	—	—	1,25,710	2,11,821	8,42,607	3,98,460	4,03,293
„ Bombay . . .	—	—	—	—	—	52,770	1,41,462	2,20,826	1,12,704	4,14,164
„ Sind . . .	—	—	—	—	—	60,880	1,27,439	88,591	51,620	1,84,701
„ Madras . . .	—	—	—	—	—	21,830	5,014	92,204	53,266	63,119
„ Burma . . .	—	—	—	—	—	30	3,212	68,399	32,642	11,646
TOTAL	—	—	—	—	—	2,69,720	4,88,948	13,12,637	6,48,701	11,07,220

GENERAL IMPORTS
(GOVERNMENT STORES)

('960)

No. 16—continued

ARTICLES, AND COUNTRIES OF CONSIGNMENT; ALSO SHARE OF EACH PROVINCE	QUANTITY					VALUE				
	1919-20	1920-21	1921-22	1922-23	1923-24	1919-20	1920-21	1921-22	1922-23	1923-24
						R	R	R	R	R
GOVERNMENT STORES— <i>continued</i>										
Railway plant and Rolling stock—										
<i>Carriages and wagons and parts thereof—</i>										
United Kingdom	—	—	—	—	—	1,31,45,540	1,08,01,936	1,87,06,182	1,27,20,740	1,18,11,430
Sweden	—	—	—	—	—	47,885	..
Germany	—	—	—	—	—	1,08,514
Belgium	—	—	—	—	—	28,778	3,10,901	2,40,024
France	—	—	—	—	—	1,60,022
Italy	—	—	—	—	—	881	7,431	47,854
United States of America— Via Atlantic Coast	—	—	—	—	—	2,26,33,240	3,302	..	2,268	3,553
Argentine Republic (including the Atlantic Coast of Patagonia)	—	—	—	—	—	240
TOTAL FOREIGN COUNTRIES	—	—	—	—	—	2,26,33,240	3,302	1,90,276	3,77,485	4,03,185
Share of Bengal	—	—	—	—	—	3,03,42,680	78,04,208	1,11,38,704	31,03,377	39,32,961
" Bombay	—	—	—	—	—	8,72,630	1,10,513	1,70,115	15,134	..
" Sind	—	—	—	—	—	45,63,680	28,82,531	75,95,639	96,88,714	82,83,378
" Madras	—	—	—	—	—	..	7,936
" Burma	—	—	—	—	—	3,885
TOTAL	—	—	—	—	—	3,57,78,780	1,08,05,238	1,89,04,458	1,31,07,225	1,22,20,224
Locomotive engines, and tenders, and parts there- of—										
United Kingdom	—	—	—	—	—	40,50,780	1,28,79,329	84,64,572	1,02,05,870	84,67,036
Federated Malay States	—	—	—	—	—	65,500	..
TOTAL BRITISH POSSESSIONS	—	—	—	—	—	40,50,780	1,28,79,329	84,64,572	1,02,71,370	84,67,036
Sweden	—	—	—	—	—	2,47,786	..
Germany	—	—	—	—	—	665	..
Belgium	—	—	—	—	—	46,40
Italy	—	—	—	—	—	15,246	..
France	—	—	—	—	—	1,18,023
United States of America— Via Atlantic Coast	—	—	—	—	—	3,47,190	3,02,795	..
TOTAL FOREIGN COUNTRIES	—	—	—	—	—	3,47,190	..	1,18,623	5,66,522	46,4
Share of Bengal	—	—	—	—	—	3,47,190	39,93,291	27,42,366	11,25,573	2,04,1
" Bombay	—	—	—	—	—	..	12,15,858	2,34,477	73,402	26,1
" Sind	—	—	—	—	—	40,50,780	76,70,180	56,06,552	95,69,417	82,82,
" Burma	—	—	—	—	—	65,500	..
TOTAL	—	—	—	—	—	44,08,970	1,28,79,329	85,83,195	1,08,97,892	85,13,

No. 16—continued

ARTICLES, AND COUNTRIES OF CONSIGNMENT; ALSO SHARE OF EACH PROVINCE	QUANTITY					VALUE				
	1919-20	1920-21	1921-22	1922-23	1923-24	1919-20	1920-21	1921-22	1922-23	1923-24
GOVERNMENT STORES— continued						R	R	R	R	R
Railway plant and Rolling stock—continued										
Materials for construction—										
 Rails and fishplates of steel or iron—	Tons	Tons	Tons	Tons	Tons					
United Kingdom	15,970	1,885	3,023	5,534	2,909	40,93,350	7,97,520	5,05,356	9,32,000	5,05,837
Straits Settlements (includ- ing Labuan)	94	11,292
TOTAL BRITISH EMPIRE	15,970	1,885	3,023	5,534	3,003	40,93,350	7,97,520	5,05,356	9,32,000	5,16,829
Belgium	9,652	1	18,33,403	141
United States of America Via Atlantic Coast	1	1,632	..
TOTAL FOREIGN COUNTRIES	9,653	1	18,35,035	141
<i>Share of Bengal</i>	10,097	221	355	64	..	25,00,240	42,505	1,63,044	65,777	29
<i>"</i> <i>Bombay</i>	1,664	2,366	1,659	32	..	7,54,615	2,78,342	2,46,679	4,769
<i>"</i> <i>Sind</i>	5,873	..	302	13,474	2,838	15,93,110	..	63,970	19,55,179	4,89,332
<i>"</i> <i>Burma</i>	144	22,640
TOTAL	15,970	1,885	3,023	15,187	3,064	40,93,350	7,97,520	5,05,356	22,07,635	5,16,770
Sleepers and keys of steel or iron—	Tons	Tons	Tons	Tons	Tons					
United Kingdom	955	407	2,332	1,05,269	1,09,182	4,52,867
Belgium	77	12,876	38
<i>Share of Bombay</i>	835	13,349
<i>"</i> <i>Sind</i>	120	484	2,332	91,920	2,12,358	4,52,905
TOTAL	955	484	2,332	1,05,269	2,12,358	4,52,105
Sleepers of wood—	Tons	Tons	Tons	Tons	Tons					
United Kingdom	1,774	19,945
Ceylon	250	21,405	..
Canada—										
Via Atlantic Coast	2,062	6,07,254
Western Australia	1,950	3,70,431
Australian Commonwealth (Total)	1,950	3,79,431
TOTAL BRITISH EMPIRE	5,780	250	10,06,630	21,465	..
<i>Share of Bengal</i>	4,012	9,86,686
<i>"</i> <i>Bombay</i>	1,774	250	19,945	21,465	..
TOTAL	5,780	250	10,06,630	21,465	..
Other sorts—	Tons	Tons	Tons	Tons	Tons					
United Kingdom	587	1,732	973	935	9,739	3,41,380	1,46,833	3,25,835	3,05,827	8,86,682
Straits Settlements (includ- ing Labuan)	130	6	14,049	680
TOTAL BRITISH EMPIRE	587	1,732	973	1,065	9,545	3,41,380	1,46,833	3,25,835	3,19,876	8,87,362
Belgium	1,482	94	1,059	1,503	..	21,005	47,215	2,56,390	2,09,000
France	42	20,632
United States of America— Via Atlantic Coast	3	8,343
TOTAL FOREIGN COUNTRIES	..	1,482	139	1,059	1,503	..	21,005	76,190	2,56,390	2,09,000
<i>Share of Bengal</i>	587	113	554	215	2,055	3,19,470	37,790	2,85,304	31,165	6,09,064
<i>"</i> <i>Bombay</i>	3,080	329	32	4	..	1,06,373	10,773	13,655	1,287
<i>"</i> <i>Sind</i>	40	41	229	1,747	8,933	21,910	24,675	99,948	4,67,406	4,83,691
<i>"</i> <i>Burma</i>	130	6	14,049	660
TOTAL	587	3,214	1,112	2,124	11,018	3,41,380	1,67,838	4,02,025	5,76,246	10,96,702

GENERAL IMPORTS

(GOVERNMENT STORES)

(962)

No. 16—continued

ARTICLES, AND COUNTRIES OF CONSIGNMENT; ALSO SHARE OF EACH PROVINCE	QUANTITY					VALUE				
	1919-20	1920-21	1921-22	1922-23	1923-24	1919-20	1920-21	1921-22	1922-23	1923-24
						R	R	R	R	R
GOVERNMENT STORES— <i>continued</i>										
Railway plant and Rolling-stock—concluded										
<i>Total value of Railway plant and Rolling-stock—</i>										
United Kingdom	—	—	—	—	—	2,16,40,050	2,46,25,618	2,81,26,159	2,48,73,519	2,21,23,261
Ceylon	—	—	—	—	—	21,465	..
Straits Settlements (including Labuan)	—	—	—	—	—	14,040	11,952
Federated Malay States	—	—	—	—	—	65,500	..
Western Australia	—	—	—	—	—	3,79,431
Australian Commonwealth (Total)	—	—	—	—	—	3,79,431
Canada—	—	—	—	—	—
Via Atlantic Coast	—	—	—	—	—	6,07,254
TOTAL BRITISH EMPIRE	—	—	—	—	—	2,16,40,050	2,46,25,618	2,91,12,844	2,44,74,538	2,21,35,213
Sweden	—	—	—	—	—	2,05,671	..
Germany	—	—	—	—	—	695	1,08,514
Belgium	—	—	—	—	—	..	21,905	75,988	19,22,570	5,04,753
France	—	—	—	—	—	3,08,877
Italy	—	—	—	—	—	881	22,677	47,854
United States of America—	—	—	—	—	—
Via Atlantic Coast	—	—	—	—	—	2,29,80,430	3,302	8,348	3,06,695	3,553
Argentine Republic (including the Atlantic Coast of Patagonia)	—	—	—	—	—	240
TOTAL FOREIGN COUNTRIES	—	—	—	—	—	2,29,80,430	24,307	3,94,089	25,48,308	6,64,914
State of Bengal	—	—	—	—	—	3,35,09,530	1,18,78,194	1,53,16,103	49,79,833	47,46,840
" Bombay	—	—	—	—	—	3,72,520	21,86,369	7,33,001	3,70,335	32,423
" Sind	—	—	—	—	—	1,02,38,330	1,05,77,436	1,34,57,829	2,18,93,074	1,79,93,679
" Madras	—	—	—	—	—	..	7,935
" Birma	—	—	—	—	—	79,549	27,186
TOTAL	—	—	—	—	—	4,46,20,480	2,46,49,925	2,95,06,933	2,70,22,841	2,28,00,127
Stationery (excluding paper)—										
United Kingdom	—	—	—	—	—	26,72,420	30,52,918	28,85,142	50,13,302	55,83,423
Other British Possessions	—	—	—	—	—	25	325	88
TOTAL BRITISH EMPIRE	—	—	—	—	—	26,72,420	30,52,918	28,85,167	50,13,627	55,83,509

No. 16—continued

ARTICLES, AND COUNTRIES OF CONSIGNMENT; ALSO SHARE OF EACH PROVINCE	QUANTITY					VALUE				
	1919-20	1920-21	1921-22	1922-23	1923-24	1919-20	1920-21	1921-22	1922-23	1923-24
GOVERNMENT STORES— <i>continued</i>						₹	₹	₹	₹	₹
Stationery (<i>excluding</i> <i>paper</i>)— <i>continued</i>										
Persia	—	—	—	—	—	75
Japan	—	—	—	—	—	27,420	60,305	5,82,433	1,45,002	1,641
United States of America— Via Atlantic Coast	—	—	—	—	—	18,050	587	112	1,028	474
TOTAL FOREIGN COUNTRIES	—	—	—	—	—	40,470	60,892	5,82,545	1,47,030	2,506
<i>Share of Bengal</i>	—	—	—	—	—	20,29,220	23,41,707	21,06,331	7,90,338	19,74,423
“ <i>Bombay</i>	—	—	—	—	—	3,03,190	4,69,049	7,69,685	37,64,822	25,48,203
“ <i>Sind</i>	—	—	—	—	—	2,98,440	1,70,671	2,28,487	2,61,563	2,72,667
“ <i>Madras</i>	—	—	—	—	—	69,350	1,23,622	3,00,977	2,18,050	7,83,560
“ <i>Burma</i>	—	—	—	—	—	16,620	17,761	22,282	1,35,884	7,046
TOTAL	—	—	—	—	—	27,12,890	31,22,810	34,17,712	51,60,057	55,80,105
Telegraphs, material for construction of—										
United Kingdom	—	—	—	—	—	57,81,910	43,12,545	60,30,651	20,30,983	12,37,710
Mesopotamia *	—	—	—	—	—	—	—	..	1,200	24,102
Hongkong	—	—	—	—	—	1,500	3,340
Egypt †	—	—	—	—	—	8,160	—
Other British Possessions	—	—	—	—	—	460	600
TOTAL BRITISH EMPIRE	—	—	—	—	—	57,83,860	43,13,145	60,30,651	20,40,349	12,65,242
Sweden	—	—	—	—	—	6,384	..
Germany	—	—	—	—	—	4,03,270	42,425
Belgium	—	—	—	—	—	32,048	3,263
France	—	—	—	—	—	20,340	..
Italy	—	—	—	—	—	150	112	300	1,43,447	..
Turkey, Asiatic	—	—	—	—	—	—	—
Persian Gulf	—	—	—	—	—	200	16,350	—	—	—
Mascat Territory and Trucial Oman	—	—	—	—	—	680	150
Perak	—	—	—	—	—	1,880	510	900	2,050	6,770
Penang Island	—	—	—	—	—	3,000	2,354	..	350	1,704
United States of America— Via Atlantic Coast	—	—	—	—	—	3,18,032	2,30,602	1,63,255
TOTAL FOREIGN COUNTRIES	—	—	—	—	—	5,910	19,326	3,10,232	8,47,551	2,10,567
<i>Share of Bengal</i>	—	—	—	—	—	13,12,360	15,62,082	36,51,622	21,50,059	8,33,558
“ <i>Bombay</i>	—	—	—	—	—	33,46,860	23,37,851	2,50,435	1,60,499	32,118
“ <i>Sind</i>	—	—	—	—	—	10,00,900	3,69,373	13,66,343	7,23,123	5,43,571
“ <i>Madras</i>	—	—	—	—	—	1,10,910	1,19,480	6,02,552	6,03,540	92,060
“ <i>Burma</i>	—	—	—	—	—	18,740	43,085	4,88,531	1,50,679	81,202
TOTAL	—	—	—	—	—	57,89,770	43,32,471	63,58,883	37,87,900	14,84,800
Textiles—										
Cotton—										
Twist and Yarn—	Lbs.	Lbs.	Lbs.	Lbs.	Lbs.					
United Kingdom	15	212	..	300	..	70	1,256	..	353	..
<i>Share of Bombay</i>	15	300	..	70	353	..
“ <i>Madras</i>	212	1,256
TOTAL	15	212	..	300	..	70	1,256	..	353	..
Manufactures—										
Hosiery—										
United Kingdom	—	—	—	—	—	94,600
<i>Share of Bombay</i>	—	—	—	—	—	94,600
TOTAL	—	—	—	—	—	94,600

* Included in Turkey, Asiatic prior to 1921-22.
† Shows as a Foreign country from 1923-24.

GENERAL IMPORTS

(964)

(GOVERNMENT STORES)

No. 16—continued

ARTICLES, AND COUNTRIES OF CONSIGNMENT; ALSO SHARE OF EACH PROVINCE	QUANTITY					VALUE				
	1910-20	1920-21	1921-22	1922-23	1923-24	1910-20	1920-21	1921-22	1922-23	1923-24
GOVERNMENT STORES—						R	R	R	R	R
<i>continued</i>										
Textiles—continued										
Cotton—continued										
<i>Manufactures—continued</i>										
Piece goods—										
Grey (unbleached)—	Yards	Yards	Yards	Yards	Yards					
United Kingdom	..	24,000	43,057	4,640	400	..	24,555	17,769	2,289	300
Share of Bengal	50	271	..
“ Bombay	38,957	4,590	400	11,803	2,018	309
“ Sind	..	24,000	4,700	24,555	5,966
TOTAL	..	24,000	43,057	4,640	400	..	24,555	17,769	2,289	300
White (bleached)—	Yards	Yards	Yards	Yards	Yards					
United Kingdom	1,173,598	143,723	80,033	324,133	525,606	10,65,490	75,550	70,606	1,79,496	3,78,127
Share of Bengal	7,011	101,359	2,492	250,429	10,298	8,870	45,589	1,810	1,39,445	3,745
“ Bombay	1,155,936	9,021	6,907	10,207	1,106	10,48,370	9,762	13,162	5,955	1,773
“ Sind	9,651	27,008	64,053	37,300	83,518	7,950	13,613	48,130	14,315	48,294
“ Madras	..	4,326	6,581	26,092	430,674	..	5,603	7,604	18,496	3,24,317
“ Burma	1,000	2,000	..	105	..	300	983	..	1,285	..
TOTAL	1,173,598	143,723	80,033	324,133	525,606	10,65,490	75,550	70,606	1,79,496	3,78,127
Coloured, printed, or dyed—	Yards	Yards	Yards	Yards	Yards					
United Kingdom	835,080	375,069	1,933,010	3,199,800	533,206	5,60,610	3,29,298	12,30,998	16,52,604	5,04,191
Aden and Dependencies	210	100
TOTAL BRITISH EMPIRE	835,080	375,069	1,933,010	3,199,800	533,206	5,60,610	3,29,298	12,30,998	16,52,604	5,04,291
Share of Bengal	237,347	223,946	1,779,013	2,639,138	257,619	3,70,210	2,30,367	10,99,746	13,54,504	3,64,711
“ Bombay	65,919	13,907	27,355	22,364	18,164	1,63,220	15,237	48,214	21,803	25,34
“ Sind	6,200	21,758	90,192	14,260	99,033	4,000	13,965	69,562	7,633	45,241
“ Madras	34,361	108,458	36,430	523,203	153,480	21,360	68,593	13,476	2,64,628	69,000
“ Burma	1,253	2,000	..	785	..	1,320	1,136	..	4,038	..
TOTAL	835,080	375,069	1,933,010	3,199,800	533,206	5,60,610	3,29,298	12,30,998	16,52,604	5,04,291
Other sorts of manufactures (including handkerchiefs and shawls in the piece)—										
United Kingdom	—	—	—	—	—	12,50,600	1,70,834	2,36,897	17,84,819	23,30,44
Mesopotamia*	—	—	—	—	—	4,420	1,728	15,90,37
Aden and Dependencies	—	—	—	—	—	0
TOTAL BRITISH EMPIRE	—	—	—	—	—	12,50,600	1,70,834	2,36,897	17,84,819	23,30,44
Share of Bengal	—	—	—	—	—	11,31,060	42,535	99,466	11,64,235	19,60,17
“ Bombay	—	—	—	—	—	67,450	1,26,351	58,731	38,192	20,25
“ Sind	—	—	—	—	—	44,180	1,986	57,700	3,06,845	2,33,21
“ Madras	—	—	—	—	—	7,630	..	18,038	2,80,571	1,22,51
“ Burma	—	—	—	—	—	260	1,612	3,362	4,476	21
TOTAL	—	—	—	—	—	12,50,600	1,70,834	2,36,897	17,84,819	23,30,44
Total value of Cotton Goods (including Twist and Yarn)	—	—	—	—	—	29,71,370	6,01,493	15,56,160	36,19,061	32,19,2

* Included in Turkey, As at c prior to 1921-22.

No. 16—continued

ARTICLES, AND COUNTRIES OF CONSIGNMENT; ALSO SHARE OF EACH PROVINCE	QUANTITY					VALUE				
	1910-20	1920-21	1921-22	1922-23	1923-24	1910-20	1920-21	1921-22	1922-23	1923-24
GOVERNMENT STORES— <i>continued</i>						R	R	R	R	R
Textiles—continued										
Flax—										
Manufactures—continued										
Twist and Yarn—	Lbs.	Lbs.	Lbs.	Lbs.	Lbs.					
United Kingdom . . .	440	713	504	30	245	1,200	1,060	652	50	607
Share of Bengal	713	1,060
" Bombay . . .	440	..	504	30	..	1,200	..	652	50	..
" Burma	245	607
TOTAL	440	713	504	30	245	1,200	1,060	652	50	607
Canvas—	Yards	Yards	Yards	Yards	Yards					
United Kingdom . . .	590,525	283,547	184,686	194,001	184,585	28,40,510	8,48,375	4,70,040	4,10,412	3,30,811
Share of Bengal . . .	167,818	74,748	68,470	96,722	1,25,121	6,80,920	2,72,562	1,21,648	2,34,266	2,33,115
" Bombay . . .	390,471	147,849	75,153	94,979	35,118	21,05,450	6,55,151	3,46,008	1,79,042	47,648
" Sind . . .	22,841	6,149	..	2,000	12,293	1,56,570	6,842	..	2,305	23,738
" Madras . . .	656	..	1,063	300	10,333	2,850	..	3,290	799	12,379
" Burma . . .	8,740	4,801	1,120	14,720	14,880	2,631
TOTAL	590,525	283,547	184,686	1,94,001	1,84,585	28,40,510	8,48,375	4,70,040	4,10,412	3,30,811
Piece goods—	Yards	Yards	Yards	Yards	Yards					
United Kingdom . . .	5,692	3,225	15,637	64,690	115,473	28,310	12,441	30,258	66,248	95,090
Share of Bengal . . .	162	2,701	13,837	57,671	61,344	400	8,826	28,218	58,449	52,498
" Bombay . . .	1,766	3,287	7,920	4,068
" Sind . . .	3,627	24	2,000	..	3,182	13,740	300	2,035	..	2,500
" Madras . . .	137	500	..	7,019	47,660	1,250	3,315	..	7,808	35,984
TOTAL	5,692	3,225	15,637	64,690	115,473	28,310	12,441	30,258	66,248	95,090
Other sorts (including bags and sacks)—										
United Kingdom . . .	—	—	—	—	—	1,07,530	1,86,611	78,129	2,43,288	1,98,173
Mesopotamia * . . .	—	—	—	—	—	—	—	..	325	..
TOTAL BRITISH EMPIRE	—	—	—	—	—	1,07,530	1,86,611	78,129	2,43,608	1,98,173
Turkey, Asiatic . . .	—	—	—	—	—	—	—
Persian Gulf . . .	—	—	—	—	—	..	1,260	—	—	—
Share of Bengal . . .	—	—	—	—	—	35,990	36,898	28,573	94,037	80,171
" Bombay . . .	—	—	—	—	—	67,670	90,381	40,198	59,945	43,329
" Sind . . .	—	—	—	—	—	1,050	60,161	368	61,230	66,321
" Madras . . .	—	—	—	—	—	28,398	292
" Burma . . .	—	—	—	—	—	2,820	231	4,000	..	8,660
TOTAL	—	—	—	—	—	1,07,530	1,87,971	78,129	2,43,608	1,98,173
Total value of Flax (in- cluding Twist and Yarn)	—	—	—	—	—	20,72,550	10,49,847	5,74,980	7,26,318	6,33,701
Wool—										
Manufactures—										
Hosiery—	Lbs.	Lbs.	Lbs.	Lbs.	Lbs.					
United Kingdom . . .	1,440,016	..	150	635	282	23,20,340	..	1,564	1,343	3,334
Share of Bengal . . .	173,200	112	10,37,370	2,155
" Bombay . . .	1,266,816	..	150	635	150	12,82,970	..	1,564	1,343	879
TOTAL	1,440,016	..	150	635	282	23,20,340	..	1,564	1,343	3,334
Piece goods—	Yards	Yards	Yards	Yards	Yards					
United Kingdom . . .	717,425	59,029	144,658	353,553	3,94,420	47,54,960	4,01,761	4,64,908	9,05,860	13,62,263

* Included in Turkey, Asiatic, prior to 1921-22.

GENERAL IMPORTS

(GOVERNMENT STORES)

(966)

No. 16—continued

ARTICLES, AND COUNTRIES OF CONSIGNMENT; ALSO SHARE OF EACH PROVINCE	QUANTITY					VALUE				
	1919-20	1920-21	1921-22	1922-2	1923-24	1919-20	1920-21	1921-22	1922-23	1923-24
GOVERNMENT STORES— <i>continued</i>						R	R	R	R	R
Textiles—concluded										
Wool—continued										
Manufactures—continued										
Piece goods—continued	Yards	Yards	Yards	Yards	Yards					
Share of Bengal . . .	60,924	30,630	75,193	111,156	109,538	24,16,120	2,05,264	3,94,215	3,40,192	4,02,160
" Bombay . . .	186,370	11,050	17,157	4,116	447	16,02,580	69,315	72,917	17,582	5,520
" Sind . . .	1,000	6,654	18,057	18,261	80,348	2,600	31,638	80,028	72,955	2,47,278
" Madras . . .	68,721	10,695	34,034	220,020	204,445	5,34,040	95,544	1,16,602	4,75,121	6,46,310
" Burma . . .	410	..	217	..	142	720	..	1,206	..	2,065
TOTAL	717,425	59,029	144,658	353,553	304,920	45,54,960	4,01,701	6,64,908	9,05,880	13,03,353
Other sorts—	Lbs.	Lbs.	Lbs.	Lbs.	Lbs.					
United Kingdom . . .	3,514	9,934	23,163	32,056	93,168	20,230	1,25,466	63,200	75,444	1,91,901
Mesopotamia* . . .	—	—	529,760	—	—	16,42,800
Ceylon	601	410
Hongkong	8,042	8,449
TOTAL BRITISH EMPIRE	3,514	9,934	23,163	32,056	637,871	20,230	1,25,466	63,200	75,444	18,43,650
Share of Bengal . . .	2,169	3,094	22,374	23,384	639,601	14,460	17,912	65,878	62,063	18,14,545
" Bombay . . .	1,196	6,840	726	7,890	3,754	5,050	1,07,554	7,052	12,097	20,919
" Sind	63	426	2,915	270	1,131	7,776
" Madras	601	410
" Burma . . .	149	356	..	720	153	..
TOTAL	3,514	9,934	23,163	32,056	637,871	20,230	1,25,466	63,200	75,444	18,43,650
Total value of Wool	—	—	—	—	—	68,95,530	5,27,227	7,29,762	9,82,667	31,50,337
Vehicles excluding loco- motives, etc., for rail- ways—										
Carriages and Carts (ex- cluding railway car- riages), and parts thereof—										
United Kingdom . . .	—	—	—	—	—	19,59,420	83,60,144	1,21,33,325	1,11,27,423	71,58,597
Mesopotamia* . . .	—	—	—	—	—	250	..	77,215
Straits Settlements (Includ-	—	—	—	—	—	5,83,500	1,654
ing Labuan) . . .	—	—	—	—	—	1,16,500
Hongkong . . .	—	—	—	—	—	..	5,260
Egypt† . . .	—	—	—	—	—	..	2,512
Victoria . . .	—	—	—	—	—
Australian Commonwealth	—	—	—	—	—	..	2,512
(Total) . . .	—	—	—	—	—
TOTAL BRITISH EMPIRE	—	—	—	—	—	20,09,420	83,69,570	1,21,33,575	1,11,27,423	72,35,812
Denmark . . .	—	—	—	—	—	605
Germany . . .	—	—	—	—	—	72,559
Italy . . .	—	—	—	—	—
Egypt† . . .	—	—	—	—	—	67,700	99,256	49,482	20,014	36,024
United States of America—	—	—	—	—	—	—	—	—	—	14,612
Y (Atlantic Coast)	—	—	—	—	—	10,74,220	48,401	23,364	50,568	6,005
TOTAL FOREIGN COUNTRIES	—	—	—	—	—	11,41,920	1,42,057	1,45,960	70,582	50,641
Share of Bengal . . .	—	—	—	—	—	18,62,500	1,06,265	3,28,233	1,28,149	1,21,695
" Bombay . . .	—	—	—	—	—	6,01,510	54,11,432	77,38,826	51,80,866	33,02,069
" Sind . . .	—	—	—	—	—	12,63,300	29,74,741	41,20,223	58,62,181	35,36,582
" Madras . . .	—	—	—	—	—	33,650	10,617	7,559	11,728	11,840
" Burma . . .	—	—	—	—	—	380	9,172	84,695	18,092	20,167
TOTAL	—	—	—	—	—	37,51,340	85,12,227	1,22,79,535	1,12,07,005	72,02,455

* Included in Turkey, Asiatic, prior to 1921-22.
† Shown as Egyptian, Asiatic, prior to 1921-22.

No. 16—continued

ARTICLES AND COUNTRIES OF CONSIGNMENT, ALSO SHARE OF EACH PROVINCE	QUANTITY					VALUE				
	1919-20	1920-21	1921-22	1922-23	1923-24	1919-20	1920-21	1921-22	1922-23	1923-24
						R	R	R	R	R
GOVERNMENT STORES— <i>continued</i>										
Vehicles, excluding loco- motives, etc., for rail- ways—continued										
Ships, parts of (including Launches and Boats)—										
United Kingdom	—	—	—	—	—	1,95,220	8,81,703	32,16,508	20,04,010	73,381
New South Wales	—	—	—	—	—	1,000
Australian Commonwealth (Total)	—	—	—	—	—	1,000
TOTAL BRITISH EMPIRE	—	—	—	—	—	1,95,220	8,81,703	32,16,508	20,04,010	74,381
Share of Bengal	—	—	—	—	—	14,700	24,777	1,833	824	3,576
" <i>Bombay</i>	—	—	—	—	—	1,80,220	2,28,128	30,35,391	20,48,500	7,546
" <i>Sind</i>	—	—	—	—	—	..	1,880	29,259
" <i>Madras</i>	—	—	—	—	—	36,500	..	34,000
" <i>Burma</i>	—	—	—	—	—	300	6,29,918	1,43,384	16,286	..
TOTAL	—	—	—	—	—	1,95,220	8,81,703	32,16,508	20,04,010	74,381
Other kinds—										
United Kingdom	—	—	—	—	—	5,40,098
United States of America— <i>Via Atlantic Coast</i>	—	—	—	—	—	1,02,180
<i>Share of Bombay</i>	—	—	—	—	—	19,747
" <i>Sind</i>	—	—	—	—	—	7,22,441
TOTAL	—	—	—	—	—	7,42,188
Total Value of Vehicles, excluding locomotives, etc., for railways	—	—	—	—	—	39,46,560	93,96,930	1,54,96,043	1,32,71,615	81,09,022
All other articles—										
Unmanufactured—										
United Kingdom	—	—	—	—	—	1,04,010	4,04,919	1,94,729	72,930	1,11,339
Aden and Dependencies	—	—	—	—	—	30,000	..
Mesopotamia*	—	—	—	—	—	2,08,713	14,000	10
Ceylon	—	—	—	—	—	1,460
Canada—										1,53,350
<i>Via Pacific Coast</i>	—	—	—	—	—
Western Australia	—	—	—	—	—	27,920
South Australia (including Northern Territory)	—	—	—	—	—	1,39,540	10,54,206	5,73,300
Victoria	—	—	—	—	—	2,03,210	1,51,034	41,023	2,18,562	1,63,800
New South Wales	—	—	—	—	—	5,90,670	1,80,625	67,060	2,77,084	1,050
Queensland	—	—	—	—	—	3,24,360	8,30,070	3,14,022	5,58,002	7,20,150
Australian Commonwealth (Total)	—	—	—	—	—	12,35,700	22,16,495	4,22,730	10,53,618	14,58,300
Other British Possessions	—	—	—	—	—	540	251	1,317	1,025	148
TOTAL BRITISH EMPIRE	—	—	—	—	—	13,92,610	26,21,665	8,25,489	11,72,272	17,23,147
France	—	—	—	—	—	..	400	23,309	1,630	5,735
Turkey, Asiatic	—	—	—	—	—
Persian Gulf	—	—	—	—	—	52,900	1,28,740
Persia	—	—	—	—	—	11,69,940	11,85,974	17,93,708	20,05,903	23,70,092
China (exclusive of Hong- kong and Macao)	—	—	—	—	—	93,000	..	302
Japan	—	—	—	—	—	350	1,380	1,938	775	962
Egypt †	—	—	—	—	—	6,233
United States of America—										1,42,955
<i>Via Atlantic Coast</i>	—	—	—	—	—	60,410
" <i>Pacific</i> "	—	—	—	—	—	807
Other Foreign Countries	—	—	—	—	—	655	273	860
TOTAL FOREIGN COUNTRIES	—	—	—	—	—	13,82,600	13,16,944	18,20,040	20,08,581	25,35,827

* Included in Turkey, Asiatic prior to 1921-22.
† Shown as a Foreign country from 1923-24.

GENERAL IMPORTS

(968)

(GOVERNMENT STORES)

No. 16—continued

ARTICLES, AND COUNTRIES OF CONSIGNMENT; ALSO SHARE OF EACH PROVINCE	QUANTITY					VALUE				
	1919-20	1920-21	1921-22	1922-23	1923-24	1919-20	1920-21	1921-22	1922-23	1923-24
GOVERNMENT STORES— continued						R	R	R	R	R
All other articles—continued										
Unmanufactured—continued										
Share of Bengal	—	—	—	—	—	13,69,060	25,30,752	4,60,915	10,86,812	14,64,579
" Bombay	—	—	—	—	—	1,41,230	2,14,200	3,37,022	17,517	1,78,719
" Sind	—	—	—	—	—	12,70,870	11,91,966	18,34,876	20,73,290	26,13,232
" Madras	—	—	—	—	—	3,150	1,472	560	3,139	100
" Burma	—	—	—	—	—	500	219	13,065	95	2,344
TOTAL	—	—	—	—	—	27,75,210	39,38,009	26,46,428	31,80,858	42,58,974
Manufactured—										
United Kingdom	—	—	—	—	—	81,38,200	85,90,390	1,55,34,474	44,25,174	32,50,231
Mesopotamia*	—	—	—	—	—	—	—	2,74,278	2,87,996	29,69,748
Ceylon	—	—	—	—	—	5,550	3,212	309	4,404	44
Straits Settlements (includ- ing Labuan)	—	—	—	—	—	510	4,305	..	170	7,049
Hongkong	—	—	—	—	—	1,14,070	2,799	..	7,274	..
Victoria	—	—	—	—	—	42,070	76,727	1,180
New South Wales	—	—	—	—	—	7,39,050
Australian Commonwealth (Total)	—	—	—	—	—	7,81,120	76,727	1,180
Other British Possessions	—	—	—	—	—	100	204
TOTAL BRITISH EMPIRE	—	—	—	—	—	90,40,050	84,00,708	1,58,09,121	48,01,035	62,20,050
Germany	—	—	—	—	—	8,325	1,648	1,352
Netherlands	—	—	—	—	—	2,718	84,173
Belgium	—	—	—	—	—	2,090	..	372
France	—	—	—	—	—	6,040	..	8,629	..	4,251
Italy	—	—	—	—	—	1,080	3,065
Turkey, Asiatic	—	—	—	—	—	—	—
Persian Gulf	—	—	—	—	—	500	1,92,529	—	—	—
Maskat Territory and Tru- cial Oman	—	—	—	—	—	1,080	1,536	..	1,807	..
Persia	—	—	—	—	—	1,970	12,562	3,510	3,525	4,754
Java	—	—	—	—	—	11,11,380	10,39,526	1,77,401	1,31,376	3,21,247
Japan	—	—	—	—	—	3,890	..	8,181
United States of America— Vid Atlantic Coast	—	—	—	—	—	1,73,220	3,322	69,57,379	2,29,489	83,277
Other Foreign Countries	—	—	—	—	—	60	108	374
TOTAL FOREIGN COUNTRIES	—	—	—	—	—	12,98,140	12,40,578	71,66,715	3,71,088	6,02,865
Share of Bengal	—	—	—	—	—	31,69,330	24,44,391	10,54,359	10,90,284	35,43,487
" Bombay	—	—	—	—	—	36,88,770	35,65,812	1,91,05,871	11,76,285	12,16,190
" Sind	—	—	—	—	—	27,42,430	30,33,785	19,19,193	17,26,958	13,41,272
" Madras	—	—	—	—	—	6,30,050	5,02,503	7,85,423	9,58,319	4,50,979
" Burma	—	—	—	—	—	57,560	1,03,793	1,10,988	2,21,174	1,79,993
TOTAL	—	—	—	—	—	1,03,38,190	96,50,284	2,29,75,836	51,73,023	67,31,921
Total value of Government Stores—										
United Kingdom	—	—	—	—	—	10,21,20,780	11,13,60,209	13,02,83,755	11,90,25,241	7,02,27,940
Malta and Gozo	—	—	—	—	—	..	42,391
Aden and Dependencies	—	—	—	—	—	..	3,150	296	31,000	6,847
Mesopotamia*	—	—	—	—	—	—	—	5,66,938	11,08,576	89,68,227
Ceylon	—	—	—	—	—	22,740	22,145	3,290	31,520	6,585
Straits Settlements (includ- ing Labuan)	—	—	—	—	—	9,22,810	1,25,001	6,16,233	6,42,499	6,03,557
Federated Malay States	—	—	—	—	—	65,500	60

*Included in Turkey, Asiatic, prior to 1921-22.

No. 16—concluded

ARTICLES, AND COUNTRIES OF CONSIGNMENT; ALSO SHARE OF EACH PROVINCE	QUANTITY					VALUE				
	1919-20	1920-21	1921-22	1922-23	1923-24	1919-20	1920-21	1921-22	1922-23	1923-24
						R	R	R	R	R
GOVERNMENT STORES— concluded										
Total value of Government Stores—continued										
Hongkong	—	—	—	—	—	2,33,340	3,109	881	17,164	36,161
Egypt *	—	—	—	—	—	..	6,280	..	9,592	—
Natal	—	—	—	—	—	43,90,233	13,81,114	100
Canada—										
<i>Via Atlantic Coast</i>	—	—	—	—	—	6,07,254
<i>" Pacific " " "</i>	—	—	—	—	—	1,53,350
Mauritius and Dependencies	—	—	—	—	—	..	3,40,440
Western Australia	—	—	—	—	—	27,920	..	3,70,431
South Australia (including Northern Territory)	—	—	—	—	—	14,19,540	10,55,467	5,73,300
Victoria	—	—	—	—	—	3,44,160	1,53,649	6,15,810	2,05,279	1,05,880
New South Wales	—	—	—	—	—	18,68,720	12,47,750	1,08,379	2,77,064	2,050
Queensland	—	—	—	—	—	3,24,360	8,30,670	3,14,022	5,58,002	7,20,180
<i>Australian Commonwealth (Total)</i>	—	—	—	—	—	39,84,700	32,87,536	14,17,642	11,30,345	11,61,510
Other British Possessions	—	—	—	—	—	..	851	2,022	1,625	300
TOTAL BRITISH EMPIRE	—	—	—	—	—	10,72,34,170	11,51,99,491	13,78,89,543	12,34,44,175	8,71,69,616
Sweden	—	—	—	—	—	6,680	..	10,297	3,02,055	18,164
Norway	—	—	—	—	—	270	7,650	..
Denmark	—	—	—	—	—	2,066
Germany	—	—	—	—	—	1,36,813	6,13,541	3,13,151
Netherlands	—	—	—	—	—	..	384	4,075	16,336	1,84,700
Belgium	—	—	—	—	—	..	23,604	2,52,044	21,20,162	9,87,140
France	—	—	—	—	—	6,240	11,326	5,30,390	1,25,627	45,628
Switzerland	—	—	—	—	—	3,224
Italy	—	—	—	—	—	67,850	1,05,580	98,344	2,64,037	95,137
Turkey, Asiatic	—	—	—	—	—
<i>Persian Gulf</i>	—	—	—	—	—	1,06,660	3,48,470
Maskat Territory and Trucial Oman	—	—	—	—	—	2,250	1,871	1,039	2,904	150
Persia	—	—	—	—	—	11,78,690	18,38,551	18,01,487	20,33,123	24,08,796
Benjam Island	—	—	—	—	—	3,120	2,354	..	350	1,704
Java	—	—	—	—	—	25,48,080	20,96,068	44,08,676	32,40,648	50,18,648
China (exclusive of Hong- kong and Macao)	—	—	—	—	—	93,000	238	1,604
Japan	—	—	—	—	—	5,57,280	2,23,471	52,70,944	1,51,668	3,256
Egypt *	—	—	—	—	—	6,443
Portuguese East Africa	—	—	—	—	—	30,45,506	7,65,562	..
United States of America—										
<i>Via Atlantic Coast</i>	—	—	—	—	—	2,53,56,350	3,33,657	90,40,271	17,57,801	29,75,831
<i>" Pacific " " "</i>	—	—	—	—	—	90,110	69,278	10,836	902	6,631
Other Foreign Countries	—	—	—	—	—	..	448	927	675	240
TOTAL FOREIGN COUNTRIES	—	—	—	—	—	3,00,16,310	45,55,309	2,46,23,488	1,14,03,041	85,49,243
<i>Share of Bengal</i>	—	—	—	—	—	6,48,16,570	3,46,23,929	4,87,64,442	3,09,63,638	2,98,12,889
<i>" Bombay</i>	—	—	—	—	—	3,50,84,650	4,17,20,650	5,13,86,168	3,67,24,947	1,61,19,696
<i>" Sind</i>	—	—	—	—	—	3,22,36,030	3,84,02,660	5,10,35,086	5,74,95,184	4,16,90,192
<i>" Madras</i>	—	—	—	—	—	45,18,680	34,06,769	49,07,117	50,41,284	48,11,312
<i>" Burma</i>	—	—	—	—	—	6,44,550	17,90,792	36,18,770	56,22,163	32,54,770
TOTAL	—	—	—	—	—	13,73,00,480	11,07,54,800	16,25,12,031	13,48,47,216	19,57,18,869

* Shown as a Foreign Country from 1923-24.

GENERAL EXPORTS

(970)

(GOVERNMENT STORES)

INDIAN MERCHANDISE

No. 17

QUANTITY and VALUE of EXPORTS of GOVERNMENT STORES (INDIAN MERCHANDISE) from BRITISH INDIA in each official year from 1919-20 to 1923-24

ARTICLES, AND COUNTRIES OF FINAL DESTINATION; ALSO SHARE OF EACH PROVINCE	QUANTITY					VALUE				
	1919-20	1920-21	1921-22	1922-23	1923-24	1919-20	1920-21	1921-22	1922-23	1923-24
GOVERNMENT STORES						R	R	R	R	R
Apparel (including Drapery, Uniforms, Accoutrements, but excluding Hosiery)—										
United Kingdom	—	—	—	—	—	67,980	300	..	1,00,064	..
Straits Settlements (including Labuan)	—	—	—	—	—	740	340	5,207	31,604	9,282
Federated Malay States	—	—	—	—	—	340	280	8,588	950	..
Hongkong	—	—	—	—	—	31,570	19,110	48,020	3,102	32,730
Egypt*	—	—	—	—	—	..	10,240
Mauritius and Dependencies	—	—	—	—	—	4,500
Other British possessions	—	—	—	—	—	400	1,080	..	500	..
TOTAL BRITISH EMPIRE	—	—	—	—	—	1,05,510	40,310	61,815	1,36,280	42,012
Turkey, Asiatic	—	—	—	—	—	—	—
Persian Gulf	—	—	—	—	—	40,21,020	6,68,350	—	—	..
Perala	—	—	—	—	—	..	12,860	..	800	..
China (exclusive of Hongkong and Macao)	—	—	—	—	—	28,020	6,630	33,271
Other Foreign Countries	—	—	—	—	—	300
TOTAL FOREIGN COUNTRIES	—	—	—	—	—	40,49,940	6,85,840	33,271	800	..
Share of Bengal	—	—	—	—	—	65,170	26,660	65,370	25,491	33,430
“ Bombay	—	—	—	—	—	40,21,020	6,98,440	..	800	..
“ Sind	—	—	—	—	—	300
“ Madras	—	—	—	—	—	63,360	1,020	12,500	1,10,764	8,582
“ Burma	—	—	—	—	—	..	30	27,216	25	..
TOTAL	—	—	—	—	—	41,55,450	7,26,150	95,086	1,37,080	42,012
Arms, Ammunition, and Military Stores—										
FIRBAMS, AND PARTS THEREOF—										
Federated Malay States	—	—	—	—	—	2,000
Other British Possessions	—	—	—	—	—	50	270
TOTAL BRITISH EMPIRE	—	—	—	—	—	50	..	2,000	..	270
Share of Bengal	—	—	—	—	—	270
“ Madras	—	—	—	—	—	50
“ Burma	—	—	—	—	—	2,000
TOTAL	—	—	—	—	—	50	..	2,000	..	270
OTHER SORTS—										
United Kingdom	—	—	—	—	—	1,60,000	171
Aden and Dependencies	—	—	—	—	—	..	550	..	3,893	20
Ceylon	—	—	—	—	—	87,800
Straits Settlements (including Labuan)	—	—	—	—	—	..	30	5,600	..	1,239
Federated Malay States	—	—	—	—	—	..	3,600	3,486	55,820	..
Hongkong	—	—	—	—	—	..	40	4,182	485	2,716
TOTAL BRITISH EMPIRE	—	—	—	—	—	2,47,800	4,220	13,268	60,108	4,146
China (exclusive of Hongkong and Macao)	—	—	—	—	—	4,191	442	..
Other Foreign Countries	—	—	—	—	—	10
Total Foreign Countries	—	—	—	—	—	10	..	4,191	442	..
Share of Bengal	—	—	—	—	—	927	2,716
“ Bombay	—	—	—	—	—	1,60,000
“ Madras	—	—	—	—	—	87,810	4,220	6,612	3,893	281
“ Burma	—	—	—	—	—	10,847	55,820	1,149
TOTAL	—	—	—	—	—	2,47,810	4,220	17,459	60,640	4,146

* Shown as a Foreign country from 1923-24.

No. 17—continued

ARTICLES, AND COUNTRIES OF FINAL DESTINATION; ALSO SHARE OF EACH PROVINCE	QUANTITY					VALUE				
	1910-20	1920-21	1921-22	1922-23	1923-24	1910-20	1920-21	1921-22	1922-23	1923-24
GOVERNMENT STORES— <i>continued</i>						R	R	R	R	R
Books, printed, and printed matter (not being stationery), including Maps and Charts—										
United Kingdom	—	—	—	—	—	32,420	10,560	27,033	43,853	51,574
Aden and Dependencies	—	—	—	—	—	310	110	768	1,128	350
Mesopotamia*	—	—	—	—	—	—	—	1,131	1,224	1,600
Hongkong	—	—	—	—	—	1,070	1,250	..	25	118
Other British Possessions	—	—	—	—	—	190	700	475	465	652
TOTAL BRITISH EMPIRE	—	—	—	—	—	34,500	21,020	29,407	46,695	54,284
China (exclusive of Hong- kong and Macao)	—	—	—	—	—	200	1,875
United States of America— <i>Via Atlantic Coast</i>	—	—	—	—	—	..	1,130	4,102	1,884	1,002
Other Foreign Countries	—	—	—	—	—	200	320	28	343	280
TOTAL FOREIGN COUNTRIES	—	—	—	—	—	550	1,450	4,130	2,227	3,156
<i>Share of Bengal</i>	—	—	—	—	—	14,720	13,330	22,153	22,643	28,561
„ <i>Bombay</i>	—	—	—	—	—	12,270	1,130	6,000	3,450	5,071
„ <i>Sind</i>	—	—	—	—	—	..	50	1,131
„ <i>Madras</i>	—	—	—	—	—	7,510	3,410	3,758	17,079	18,205
„ <i>Burma</i>	—	—	—	—	—	640	150	495	350	1,610
TOTAL	—	—	—	—	—	35,140	23,070	33,537	48,022	57,450
Boots and Shoes—	Pairs	Pairs	Pairs	Pairs	Pairs					
Straits Settlements (including Labuan)	800	2,150	..	64	..	10,920	21,831	..	640
Federated Malay States	1,451	2,802	200	14,510	22,420	2,210
Hongkong	1,970	15	10,400	70
TOTAL BRITISH EMPIRE	3,421	3,602	2,350	..	79	33,010	33,340	24,047	..	710
<i>Share of Bengal</i>	3,421	1,542	2,350	..	13	33,910	12,340	24,047	..	70
„ <i>Madras</i>	800	10,920
„ <i>Burma</i>	1,260	64	..	10,080	640
TOTAL	3,421	3,602	2,350	..	79	33,010	33,340	24,047	..	710
Building and Engineering Materials, other than of iron, steel, or wood—	No.	No.	No.	No.	No.					
BRICKS AND TILES—	No.	No.	No.	No.	No.					
TOTAL BRITISH EMPIRE	17,300	3,000	260	308	..
TOTAL FOREIGN COUNTRIES	250	500	20
<i>Share of Bombay</i>	17,000	3,000	260	308	..
„ <i>Sind</i>	300	..	250	500	..	10	..	27
TOTAL	17,300	3,000	250	500	..	260	308	20
OTHER SORTS—										
Aden and Dependancies	—	—	—	—	—	7,160	..	240	268	120
Mesopotamia*	—	—	—	—	—	—	—	1,026
Other British Possessions	—	—	—	—	—	45
TOTAL BRITISH EMPIRE	—	—	—	—	—	7,160	..	1,311	268	120
Hejam Island	—	—	—	—	—	120	170	477
Other Foreign Countries	—	—	—	—	—	1,200	950	132
TOTAL FOREIGN COUNTRIES	—	—	—	—	—	1,320	1,120	477	..	132
<i>Share of Bengal</i>	—	—	—	—	—	..	100	30
„ <i>Sind</i>	—	—	—	—	—	8,400	1,020	1,743	268	252
„ <i>Burma</i>	—	—	—	—	—	15
TOTAL	—	—	—	—	—	8,480	1,120	1,788	268	252

* Included in Turkey, Asiatic, prior to 1921-22.

GENERAL EXPORTS

(972)

(GOVERNMENT STORES)

INDIAN MERCHANDISE

No. 17—continued

ARTICLES, AND COUNTRIES OF FINAL DESTINATION; ALSO SHARE OF EACH PROVINCE	QUANTITY					VALUE				
	1919-20	1920-21	1921-22	1922-23	1923-24	1919-20	1920-21	1921-22	1922-23	1923-24
GOVERNMENT STORES—										
<i>continued</i>										
Chemicals—										
TOTAL BRITISH EMPIRE	—	—	—	—	—	..	360	5	..	280
Japan	—	—	—	—	—	2,500
Other Foreign Countries	—	—	—	—	—	220
TOTAL FOREIGN COUNTRIES	—	—	—	—	—	220	2,500
<i>Share of Bengal</i>	—	—	—	—	—	210	230
<i>Bombay</i>	—	—	—	—	—	10
<i>Madras</i>	—	—	—	—	—	..	360	2,500
<i>Burma</i>	—	—	—	—	—	5
TOTAL	—	—	—	—	—	220	360	5	..	2,780
Coal, Coke, and Patent fuel—										
Aden and Dependencies	3,450	2,000	1	6	10	69,000	45,000	865	190	522
Mesopotamia*	—	—	9,849	3,14,960
TOTAL BRITISH EMPIRE	3,450	2,000	9,850	6	10	69,000	45,000	3,15,825	190	522
Turkey, Asiatic	—	—
Persian Gulf	23,876	27,977	4,82,940	8,68,960
Maskat Territory and Trucial Oman	..	1,000	22,600
Persia	1,000	3,516	22,500	98,740
Hojam Island	5,675	4,031	1,13,500	1,10,710
TOTAL FOREIGN COUNTRIES	30,551	36,524	6,18,940	11,00,910
<i>Share of Sind</i>	34,001(a)	38,524	9,850	6	10	6,87,940	11,45,910	3,15,825	190	522
Drugs, Medicines, and Narcotics—										
QUININE SALTS—										
OTHERS—										
TOTAL BRITISH EMPIRE	112	900
<i>Share of Bombay</i>	112	900
Other sorts—										
United Kingdom	—	—	—	—	—	49,840	81,650	3,507	10,350	1,000
Ceylon	—	—	—	—	—	..	1,130
New Zealand (including Nauru and British Samoa)	—	—	—	—	—	1,68,250
Other British Possessions	—	—	—	—	—	830	100
TOTAL BRITISH EMPIRE	—	—	—	—	—	50,670	32,780	1,71,757	10,350	1,100
Turkey, Asiatic	—	—	—	—	—
Persian Gulf	—	—	—	—	—	..	3,450
China (exclusive of Hongkong and Muko)	—	—	—	—	—	..	2,100
Other Foreign Countries	—	—	—	—	—	370	167
TOTAL FOREIGN COUNTRIES	—	—	—	—	—	370	5,550	167
<i>Share of Bengal</i>	—	—	—	—	—	2,590	5,350	2,357	10,250	167
<i>Bombay</i>	—	—	—	—	—	47,900	31,800	1,68,000
<i>Madras</i>	—	—	—	—	—	..	1,130	700	..	100
<i>Burma</i>	—	—	—	—	—	550	..	700	100	1,000
TOTAL	—	—	—	—	—	51,040	38,330	1,71,757	10,350	1,267
Earthenware and Porcelain (excluding pipes of Earthenware)—										
TOTAL FOREIGN COUNTRIES	—	—	—	—	—	100	6,110	429
<i>Share of Bombay</i>	—	—	—	—	—	100	6,110	429
TOTAL	—	—	—	—	—	100	6,110	429
Glass and Glassware—										
Straits Settlements (including Liban)	—	—	—	—	—	1,001
<i>Share of Burma</i>	—	—	—	—	—	1,601
GRAIN, PULSE AND FLOUR (b)										
Barley (b)—										
Aden and Dependencies	—	Tons 30	Tons 1,312	Tons 625	Tons 406	—	12,100	2,33,676	92,195	41,956
Mesopotamia*	—	—	10,985	12,00,364
TOTAL BRITISH EMPIRE	—	80	12,297	625	406	—	12,100	21,30,030	92,195	41,956
Turkey, Asiatic	—	—	—	—	—	—
Red Sea	—	250	—	36,850
Persian Gulf	—	40,735	—	57,00,160

* Included in Turkey, Asiatic, prior to 1921-22.

(a) From the early days of the war to the end of March, 1921, shipments of coal on Government Account made by the Mining Engineer and on R. I. M. Account were excluded from the reported statistics. Such shipments amounted to nearly 300,000 tons in 1917-18, 900,000 tons in 1918-19, and 310,000 tons in the eleven months ending February, 1920. Information for other years is not available.

(GOVERNMENT STORES)

INDIAN MERCHANDISE

No. 17—continued

ARTICLES, AND COUNTRIES OF FINAL DESTINATION; ALSO SHARE OF EACH PROVINCE	QUANTITY					VALUE				
	1919-20	1920-21	1921-22	1922-23	1923-24	1919-20	1920-21	1921-22	1922-23	1923-24
GOVERNMENT STORES— <i>continued</i>										
GRAIN, PULSE AND FLOUR <i>(a)—continued</i>										
BARLEY (a)—continued		Tons	Tons	Tons	Tons					
Maskat Territory and Trucial Oman	—	59	6	—	8,510	1,100
Persia	—	1,089	162	32	47	—	2,42,660	28,166	5,008	6,323
Other Foreign Countries	—	—	..	31
TOTAL FOREIGN COUNTRIES	—	42,738	168	32	47	—	60,78,180	29,297	5,008	6,323
<i>Share of Bombay</i>	—	42,813	12,465	657	113	—	10,968
<i>.. Sind</i>	—	340	—	60,90,280	21,59,327	97,203	36,311
TOTAL	—	42,813	12,465	657	454	—	60,90,280	21,59,327	97,203	47,279
Gram (a)—		Tons	Tons	Tons	Tons					
Aden and Dependencies	—	505	1,398	772	242	—	84,740	8,14,676	1,89,687	27,808
Mesopotamia *	—	..	1,804	..	13	—	..	8,81,672	..	1,214
Egypt †	—	140	—	19,600
TOTAL BRITISH EMPIRE	—	645	3,202	772	255	—	1,04,340	6,46,348	1,89,687	29,022
Turkey, Asiatic	—	5,194	—	7,46,990
Persian Gulf	—	41	12	—	6,490	2,178
Maskat Territory and Trucial Oman	—	241	119	26	26	—	36,480	23,032	5,020	3,287
Persia	—	—	..	66
Other Foreign Countries	—	—
TOTAL FOREIGN COUNTRIES	—	5,476	131	26	26	—	7,89,960	25,271	5,020	3,287
<i>Share of Bombay</i>	—	6,121	3,333	798	77	—	8,167
<i>.. Sind</i>	—	204	—	8,94,300	6,71,619	1,88,716	24,203
TOTAL	—	6,121	3,333	798	281	—	8,94,300	6,71,619	1,88,716	32,309
Maize (a)—		Tons	Tons	Tons	Tons					
Aden and Dependencies	—	10	11	—	1,848	1,181
<i>Share of Sind</i>	—	10	11	—	1,848	1,181
Rice, not in the husk (a)—		Tons	Tons	Tons	Tons					
Aden and Dependencies	—	..	140	32	61	—	..	28,966	8,600	11,196
Mesopotamia *	—	..	3,883	480	695	—	..	10,73,405	1,18,272	1,59,125
Egypt †	—	503	—	1,57,630
Other British Possessions	—	3	—	..	49	..	525
TOTAL BRITISH EMPIRE	—	503	4,023	512	750	—	1,57,630	11,02,420	1,26,872	1,70,846
Turkey, Asiatic	—	—
Red Sea	—	2	—	570
Persian Gulf	—	7,920	—	24,76,890
Maskat Territory and Trucial Oman	—	58	4	—	14,840	1,317
Persia	—	184	46	20	27	—	41,990	9,546	7,359	5,939
Honjam Island	—	8	36	18	8	—	2,620	11,591	5,618	868
TOTAL FOREIGN COUNTRIES	—	8,181	86	47	80	—	26,36,910	22,454	12,877	6,807
<i>Share of Bombay</i>	—	8,266	3,885	512	745	—	25,92,500	10,73,874	1,26,872	1,67,751
<i>.. Sind</i>	—	418	224	47	41	—	1,02,040	51,000	12,877	9,377
<i>.. Burma</i>	—	3	—	525
TOTAL	—	8,684	4,109	559	780	—	26,94,540	11,24,874	1,39,740	1,77,653
Wheat (a)—		Tons	Tons	Tons	Tons					
United Kingdom	—	130	—	20,380
Aden and Dependencies	—	349	1,980	428	340	—	48,360	3,08,802	84,363	63,860
Mauritius and Dependencies	—	60	..	—	12,535	..
TOTAL BRITISH EMPIRE	—	479	1,980	486	340	—	68,600	3,08,802	96,898	64,860
TOTAL FOREIGN COUNTRIES	—	—	..	115
<i>Share of Bombay</i>	—	130	62	—	20,380	7,654
<i>.. Sind</i>	—	349	1,360	486	294	—	48,310	3,08,917	96,888	46,196
TOTAL	—	479	1,360	486	346	—	68,600	3,08,917	96,888	53,850
Wheat flour (a)—		Tons	Tons	Tons	Tons					
Palestine	—	170	..	—	36,948	..
Aden and Dependencies	—	32	126	181	180	—	9,460	39,241	60,562	38,230
Mesopotamia *	—	..	6,074	2,402	2,477	—	..	18,84,892	6,16,899	4,43,544
Egypt †	—	4,400	..	260	..	—	9,03,170	..	67,765	..
Other British Possessions	—	..	1	..	1	—	..	156	..	281
TOTAL BRITISH EMPIRE	—	4,438	6,201	3,013	2,658	—	10,02,630	10,24,289	7,71,969	4,82,064

(a) Separately recorded from 1920-21.
* Included in Turkey, Asiatic prior to 1921-22.
† Shown as a Foreign country from 1923-24.

GENERAL EXPORTS

(974)

(GOVERNMENT STORES)
INDIAN MERCHANDISE

No. 17—continued

ARTICLES, AND COUNTRIES OF FINAL DESTINATION; ALSO SHARE OF EACH PROVINCE	QUANTITY					VALUE				
	1919-20	1920-21	1921-22	1922-23	1923-24	1919-20	1920-21	1921-22	1922-23	1923-24
GOVERNMENT STORES— <i>continued</i>						R	R	R	R	R
GRAIN, PULSE, AND FLOUR (a)— <i>continued</i>										
Wheat flour (a)— <i>continued</i>		Tons	Tons	Tons	Tons					
Turkey, Asiatic	—	—	—	—	—	—	—	—	—	—
Red Sea	—	7	—	—	—	—	2,410	—	—	—
Persian Gulf	—	25,538	—	—	—	—	77,25,200	—	—	—
Maskat Territory and Trucial Oman	—	107	25	—	—	—	22,140	6,377	—	—
Persia	—	483	332	234	203	—	1,00,700	86,785	59,429	37,811
Benjam Island	—	20	38	7	4	—	4,550	10,735	2,436	1,370
Egypt *	—	—	—	—	47	—	—	—	—	8,750
TOTAL FOREIGN COUNTRIES	—	26,155	395	241	254	—	78,55,000	1,03,897	61,865	47,931
Share of Bombay	—	19,400	3,063	—	33	—	63,91,410	10,69,613	—	6,725
" Sind	—	11,193	3,533	3,254	2,879	—	24,66,220	9,58,573	8,33,834	5,23,270
TOTAL	—	30,593	6,696	3,254	2,912	—	88,57,630	20,28,180	8,33,834	5,29,095
Other sorts (a)—		Tons	Tons	Tons	Tons					
Palestine	—	—	—	55	—	—	—	—	11,043	—
Aden and Dependencies	—	22	16	90	35	—	3,940	2,145	21,475	12,558
Mesopotamia †	—	—	1,320	61	501	—	—	2,57,110	12,056	70,896
Bahrain Islands	—	—	—	—	—	—	—	—	—	38
Egypt *	—	949	—	8	—	—	1,70,340	—	628	—
TOTAL BRITISH EMPIRE	—	971	1,330	209	586	—	1,74,280	2,59,252	45,202	83,490
Turkey, Asiatic	—	—	—	—	—	—	—	—	—	—
Red Sea	—	2	—	—	—	—	320	—	—	—
Persian Gulf	—	7,078	—	—	—	—	12,19,520	—	—	—
Persia	—	—	30	31	28	—	—	8,551	7,328	4,701
Egypt	—	—	—	—	5	—	—	—	—	864
Other Foreign Countries	—	—	—	—	1	—	—	153	31	227
TOTAL FOREIGN COUNTRIES	—	7,080	30	31	34	—	12,19,840	8,704	7,359	5,792
Share of Bombay	—	6,963	1,325	65	1	—	12,19,330	2,57,980	13,800	284
" Sind	—	1,088	35	175	619	—	1,44,790	9,979	38,761	53,998
TOTAL	—	8,051	1,360	240	620	—	13,94,120	2,67,959	52,501	89,282
Hardware and Cutlery, (including Agricultural Implements and Plated Ware—										
United Kingdom	—	—	—	—	—	650	2,440	—	11,625	7,200
Aden and Dependencies	—	—	—	—	—	—	1,000	335	1,150	690
Federated Malay States	—	—	—	—	—	—	—	2,270	100	—
Hongkong	—	—	—	—	—	1,210	1,220	15	1,946	608
Kenya Colony	—	—	—	—	—	1,100	90	—	—	—
Other British Possessions	—	—	—	—	—	230	50	325	900	434
TOTAL BRITISH EMPIRE	—	—	—	—	—	3,200	4,800	2,945	15,721	8,932
Turkey, Asiatic	—	—	—	—	—	—	—	—	—	—
Persian Gulf	—	—	—	—	—	8,040	1,87,020	—	—	—
Persia	—	—	—	—	—	—	2,890	—	—	—
German East Africa †	—	—	—	—	—	—	1,010	—	—	—
Other Foreign Countries	—	—	—	—	—	700	—	771	—	—
TOTAL FOREIGN COUNTRIES	—	—	—	—	—	8,740	1,90,920	771	—	—
Share of Bengal	—	—	—	—	—	2,340	2,520	1,121	14,921	7,976
" Bombay	—	—	—	—	—	8,680	1,91,060	—	100	—
" Sind	—	—	—	—	—	1,120	—	276	—	—
" Madras	—	—	—	—	—	—	1,840	50	—	630
" Burma	—	—	—	—	—	—	—	2,270	700	326
TOTAL	—	—	—	—	—	11,940	1,95,720	3,716	15,721	8,932

(a) Separately recorded from 1920-21.
* Showed as a Foreign country from 1923-24.
† Included in Turkey, Asiatic prior to 1921-22.
‡ Shows as "Tanganyika Territory" under the British Empire from 1921-22.

No. 17—continued

ARTICLES, AND COUNTRIES OF FINAL DESTINATION; ALSO SHARE OF EACH PROVINCE	QUANTITY					VALUE				
	1919-20	1920-21	1921-22	1922-23	1923-24	1919-20	1920-21	1921-22	1922-23	1923-24
GOVERNMENT STORES— <i>continued</i>						R	R	R	R	R
Instruments, Apparatus, and Appliances, and parts thereof—										
MUSICAL—										
TOTAL BRITISH EMPIRE	—	—	—	—	—	10	..	385	..	500
TOTAL FOREIGN COUNTRIES	—	—	—	—	—	50	..	280
Share of Bengal	—	—	—	—	—	60
" Madras	—	—	—	—	—	500
" Burma	—	—	—	—	—	665
TOTAL	—	—	—	—	—	60	..	665	..	500
Scientific, philosophical, and other kinds—										
United Kingdom	—	—	—	—	—	1,080	90	1,250	100	..
Other British Possessions	—	—	—	—	—	500	..	264
TOTAL BRITISH EMPIRE	—	—	—	—	—	1,080	10	1,750	100	264
TOTAL FOREIGN COUNTRIES	—	—	—	—	—	220	130	57
Share of Bengal	—	—	—	—	—	1,900	160	150
" Sind	—	—	—	—	—	..	60
" Madras	—	—	—	—	—	500	100	..
" Burma	—	—	—	—	—	1,167	..	264
TOTAL	—	—	—	—	—	1,900	220	1,807	100	264
Leather—										
UNWROUGHT—										
United Kingdom	..	253	9,15,750
Other British Possessions	2	2	..	1	4	1,080	270	..	258	625
TOTAL BRITISH EMPIRE	2	255	..	1	4	1,080	9,16,020	..	258	625
TOTAL FOREIGN COUNTRIES	10	13	1,640	1,170
Share of Bengal	1	253	..	1	..	410	9,15,750	..	258	..
" Bombay	10	1,640
" Sind	1	1	17	670	80	1,795
" Madras	..	1	190
TOTAL	12	255	..	1	17	2,720	9,16,020	..	258	1,795
MANUFACTURES— Saddlery and Harness—										
United Kingdom	—	—	—	—	—	21,350
Other British Possessions	—	—	—	—	—	70	610	..
TOTAL BRITISH EMPIRE	—	—	—	—	—	70	610	21,350
TOTAL FOREIGN COUNTRIES	—	—	—	—	—	530
Share of Bengal	—	—	—	—	—	30	610	21,350
" Bombay	—	—	—	—	—	570
TOTAL	—	—	—	—	—	600	610	21,350
Other sorts (excluding Boots and Shoes)—										
Hongkong	—	—	—	—	—	280	920	5,675	930	456
Other British Possessions	—	—	—	—	—	10	..	15
TOTAL BRITISH EMPIRE	—	—	—	—	—	280	920	5,735	930	471
TOTAL FOREIGN COUNTRIES	—	—	—	—	—	..	100	..	703	..
Share of Bengal	—	—	—	—	—	280	920	5,675	1,033	456
" Bombay	—	—	—	—	—	..	100
" Sind	—	—	—	—	—
" Burma	—	—	—	—	—	60	..	15
TOTAL	—	—	—	—	—	280	1,020	5,735	1,033	471

GENERAL EXPORTS

(976)

(GOVERNMENT STORES)
INDIAN MERCHANDISE

No. 17—continued

ARTICLES, AND COUNTRIES OF FINAL DESTINATION; ALSO SHARE OF EACH PROVINCE	QUANTITY					VALUE				
	1919-20	1920-21	1921-22	1922-23	1923-24	1919-20	1920-21	1921-22	1922-23	1923-24
GOVERNMENT STORES— <i>continued</i>						R	R	R	R	R
Liquors—	Gals.	Gals.	Gals.	Gals.	Gals.					
ALE, BEER, AND PORTER—										
Mesopotamia*	—	—	440	—	—	1,500
Turkey, Asiatic
Persian Gulf	..	27,000	30,000
Share of Bombay	440	1,500
.. Sind	..	27,000	30,000
TOTAL	..	27,000	440	..	30,000	1,500
Spirit—	Gals.	Gals.	Gals.	Gals.	Gals.					
TOTAL BRITISH EMPIRE	31	..
TOTAL FOREIGN COUNTRIES	30	..
Share of Bengal	31	..
.. Sind	39	..
TOTAL	70	..
Machinery and Mill Work—										
STEAM-ENGINES AND PARTS (OTHER THAN LOCOMOTIVES)—										
United Kingdom	—	—	—	—	—	100
Share of Burma	—	—	—	—	—	100
OTHER SORTS OF MACHINERY (OTHER THAN STEAM ENGINES)—										
TOTAL BRITISH EMPIRE	—	—	—	—	—	..	400
Share of Madras	—	—	—	—	—	..	400
Metals and Ores—										
BRASS, BRONZE, AND SIMILAR ALLOYS, WROUGHT—	Cwts.	Cwts.	Cwts.	Cwts.	Cwts.					
United Kingdom	344	52,500
Share of Bengal	344	52,500
COPPER—	Cwts.	Cwts.	Cwts.	Cwts.	Cwts.					
Wrought—										
Aden and Dependencies	..	75	13,400	..	2,000	..
Straits Settlements (including Labuan)	1,998	500	2,05,890	50,000
Ceylon	3,830	175	4,08,062	35,000
Hongkong	..	343	34,300
TOTAL BRITISH EMPIRE	1,998	918	..	3,830	175	2,05,890	97,700	..	4,10,062	35,000
TOTAL FOREIGN COUNTRIES	..	8	800
Share of Bengal	1,998	343	..	3,830	175	2,05,890	84,300	..	4,08,062	35,000
.. Bombay	..	78	14,000	..	2,000	..
TOTAL	1,998	921	..	3,830	175	2,05,890	98,300	..	4,10,062	35,000
IRON OR STEEL—	Tons	Tons	Tons	Tons	Tons					
Manufactures—										
TOTAL BRITISH EMPIRE	90	14
TOTAL FOREIGN COUNTRIES	80
Share of Bengal	150	14
TIN, RAWROUGHT AND WROUGHT—	Cwts.	Cwts.	Cwts.	Cwts.	Cwts.					
(Straits Settlements (including Labuan))	12	746
Share of Burma	12	746
METALS AND ORES, UNENUMERATED—	Cwts.	Cwts.	Cwts.	Cwts.	Cwts.					
Aden and Dependencies	..	3	3,000
Mauritius and Dependencies	..	1,058	10,00,000
Other British Possessions	800	100
TOTAL BRITISH EMPIRE	..	1,061	800	10,03,000	100
Market Territory and Trucial Oman	..	1	1,060
Persia	45
German East Africa	500	3,300
TOTAL FOREIGN COUNTRIES	500	1	2,300	1,000	45
Share of Bombay	500	1,062	3,100	10,04,000
.. Sind	145
TOTAL	500	1,062	3,100	10,04,000	145
Total of Metals and Ores	Tons	Tons	Tons	Tons	Tons					
	142	90	..	101	9	2,61,490	11,02,450	14	4,10,062	35,891

* Included in Turkey, Asiatic, prior to 1921-22.
† Shown as "Tanganyika Territory" under the British Empire from 1921-22.

No. 17—continued

ARTICLES, AND COUNTRIES OF FINAL DESTINATION; ALSO SHARE OF EACH PROVINCE	QUANTITY					VALUE				
	1919-20	1920-21	1921-22	1922-23	1923-24	1919-20	1920-21	1921-22	1922-23	1923-24
	Chests & Cwts.	Chests & Cwts.	Chests & Cwts.	Chests & Cwts.	Chests & Cwts.	R	R	R	R	R
GOVERNMENT STORES— <i>continued</i>										
Opium—										
United Kingdom	900=1,288	1=1	..	7,61,170	1,380	..
Aden and Dependencies	4=3	..	1=1	4,600	..	1,800
Shipped direct to the Govern- ments of Hongkong, the Straits Settlements, and other East Indian Govern- ments.	4,200=6,161	3,167=6,581	2,850=6,257	2,115=4,646	2,565=5,641	87,75,000	93,91,560	87,00,000	65,85,000	79,36,000
Mauritius and Dependencies	12=17	48,000
TOTAL BRITISH EMPIRE.	5,112=7,466	3,167=6,581	2,854=6,260	2,116=4,647	2,566=5,642	95,84,170	93,91,560	87,04,800	65,86,380	79,36,800
<i>Share of Bengal</i>	<i>4,212=6,178</i>	<i>3,165=6,579</i>	<i>2,850=6,257</i>	<i>2,115=4,646</i>	<i>2,565=5,641</i>	<i>86,23,000</i>	<i>93,90,000</i>	<i>87,00,000</i>	<i>65,85,000</i>	<i>79,35,000</i>
.. <i>Bombay</i>	<i>900=1,288</i>	<i>2=2</i>	<i>4=3</i>	<i>1=1</i>	<i>1=1</i>	<i>7,61,170</i>	<i>1,560</i>	<i>4,600</i>	<i>1,380</i>	<i>1,800</i>
TOTAL	5,112=7,466	3,167=6,581	2,854=6,260	2,116=4,647	2,566=5,642	95,84,170	93,91,560	87,04,800	65,86,380	79,36,800
Paper and Pasteboard—										
PAPER—										
Writing paper and envelopes—										
United Kingdom	—	—	—	—	—	2,680
<i>Share of Madras</i>	—	—	—	—	—	2,680
OTHER KINDS OF PAPER—	Cwts.	Cwts.	Cwts.	Cwts.	Cwts.					
United Kingdom	32	..	2	2,150	..	250	..	35
TOTAL FOREIGN COUNTRIES	1	100
<i>Share of Bengal</i>	<i>32</i>	<i>..</i>	<i>2</i>	<i>..</i>	<i>..</i>	<i>2,150</i>	<i>..</i>	<i>350</i>	<i>..</i>	<i>35</i>
Pasteboard, Mill board and card-board of all kinds—	Cwts.	Cwts.	Cwts.	Cwts.	Cwts.					
TOTAL BRITISH EMPIRE	1	80	..
<i>Share of Bengal</i>	<i>..</i>	<i>..</i>	<i>..</i>	<i>1</i>	<i>..</i>	<i>..</i>	<i>..</i>	<i>..</i>	<i>30</i>	<i>..</i>
Printing and Lithographing materials (excluding paper)—										
TOTAL BRITISH EMPIRE	—	—	—	—	—	140	750	..	600	..
<i>Share of Bengal</i>	<i>—</i>	<i>—</i>	<i>—</i>	<i>—</i>	<i>—</i>	<i>..</i>	<i>..</i>	<i>..</i>	<i>500</i>	<i>..</i>
.. <i>Sind</i>	<i>—</i>	<i>—</i>	<i>—</i>	<i>—</i>	<i>—</i>	<i>140</i>	<i>..</i>	<i>..</i>	<i>..</i>	<i>..</i>
.. <i>Madras</i>	<i>—</i>	<i>—</i>	<i>—</i>	<i>—</i>	<i>—</i>	<i>..</i>	<i>..</i>	<i>..</i>	<i>100</i>	<i>..</i>
.. <i>Burma</i>	<i>—</i>	<i>—</i>	<i>—</i>	<i>—</i>	<i>—</i>	<i>..</i>	<i>750</i>	<i>..</i>	<i>..</i>	<i>..</i>
TOTAL	—	—	—	—	—	140	750	..	600	..
Railway Plant and Rolling- Stock—										
United Kingdom	—	—	—	—	—	..	1,18,460	30	..	9,563
Other British Possessions	—	—	—	—	—	..	260
TOTAL BRITISH EMPIRE.	—	—	—	—	—	..	1,18,720	30	30	9,563
Turkey, Asiatic	—	—
Persian Gulf	—	—	—	—	—	3,50,000	..	—	—	—
<i>Share of Bengal</i>	<i>—</i>	<i>—</i>	<i>—</i>	<i>—</i>	<i>—</i>	<i>..</i>	<i>440</i>	<i>30</i>	<i>30</i>	<i>100</i>
.. <i>Sind</i>	<i>—</i>	<i>—</i>	<i>—</i>	<i>—</i>	<i>—</i>	<i>3,50,000</i>	<i>..</i>	<i>..</i>	<i>..</i>	<i>9,460</i>
.. <i>Burma</i>	<i>—</i>	<i>—</i>	<i>—</i>	<i>—</i>	<i>—</i>	<i>..</i>	<i>1,18,260</i>	<i>..</i>	<i>..</i>	<i>3</i>
TOTAL	—	—	—	—	—	3,50,000	1,18,720	30	30	9,563

GENERAL EXPORTS

(978)

(GOVERNMENT STORES)

INDIAN MERCHANDISE

No. 17—continued

ARTICLES, AND COUNTRIES OF FINAL DESTINATION; ALSO SHARE OF EACH PROVINCE	QUANTITY					VALUE				
	1919-20	1920-21	1921-22	1922-23	1923-24	1919-20	1920-21	1921-22	1922-23	1923-24
GOVERNMENT STORES— <i>continued</i>						R	R	R	R	R
Stationery (excluding paper)—										
United Kingdom	—	—	—	—	—	2,900	..	14,263	21	1
Aden and Dependencies	—	—	—	—	—	3,440	1,290	2,663	5,041	1,6
Mesopotamia*	—	—	—	—	—	—	—	11,660	10	..
Other British Possessions	—	—	—	—	—	820	470	1,501	892	1,4
TOTAL BRITISH EMPIRE	—	—	—	—	—	6,000	1,760	30,376	5,064	3,2
Turkey, Asiatic	—	—	—	—	—
Persian Gulf	—	—	—	—	—	30	14,830	—	—	—
Persia	—	—	—	—	—	680	..	4,168	2,123	7
Other Foreign Countries	—	—	—	—	—	20	330	995	1,127	1
TOTAL FOREIGN COUNTRIES	—	—	—	—	—	730	15,160	5,163	3,250	9
<i>Share of Bengal</i>	—	—	—	—	—	3,200	560	13,651	6,376	2,3
„ <i>Bombay</i>	—	—	—	—	—	4,170	16,140	16,488	3,664	1,1
„ <i>Sind</i>	—	—	—	—	—	4,300	60	3
„ <i>Madras</i>	—	—	—	—	—	20
„ <i>Burma</i>	—	—	—	—	—	..	220	200	125	..
TOTAL	—	—	—	—	—	7,390	16,920	35,539	9,214	1,2
Telegraphs, materials for construction of—										
Aden and Dependencies	—	—	—	—	—	3,700	20	..	786	..
Turkey, Asiatic	—	—	—	—	—
Persian Gulf	—	—	—	—	—	3,300	1,000	—	—	—
<i>Share of Bombay</i>	—	—	—	—	—	7,000	1,020	..	786	..
Textiles—										
COTTON—										
Twist and yarn—										
TOTAL FOREIGN COUNTRIES	Lbs.	Lbs.	Lbs.	Lbs.	Lbs.	..	10
<i>Share of Bombay</i>	66	10
Manufactures—										
Placcgoods—										
Coloured printed or dyed—										
TOTAL BRITISH EMPIRE	Yds.	Yds.	Yds.	Yds.	Yds.	75	656
<i>Share of Bengal</i>	656
„ <i>Burma</i>	200	75	..
TOTAL	200	75	656
Other sorts of manufactures (including handkerchiefs and shawls in the piece)—										
Mesopotamia*	—	—	—	—	—	—	—	35,154
Hongkong	—	—	—	—	—	..	4,900	32	..	125
Straits Settlements (including Labuan)	—	—	—	—	—
Kenya Colony	—	—	—	—	—	1,060	6,750
Other British Possessions	—	—	—	—	—	220	..	80
TOTAL BRITISH EMPIRE	—	—	—	—	—	1,280	4,900	35,266	..	6,75
Persia	—	—	—	—	—	150	3,508
Turkey, Asiatic	—	—	—	—	—	..	10,960
Persian Gulf	—	—	—	—	—
Other Foreign Countries	—	—	—	—	—	230	750
TOTAL FOREIGN COUNTRIES	—	—	—	—	—	380	11,700	3,508

No. 17—continued

ARTICLES, AND COUNTRIES OF FINAL DESTINATION; ALSO SHARE OF EACH PROVINCE	QUANTITY					VALUE				
	1919-20	1920-21	1921-22	1922-23	1923-24	1919-20	1920-21	1921-22	1922-23	1923-24
GOVERNMENT STORES— <i>continued</i>						R	R	R	R	R
Textiles—continued										
COTTON—continued										
MANUFACTURES—concluded										
Other sorts of manufactures (including handkerchiefs and shawls in the piece)— <i>continued</i>										
Share of Bengal	—	—	—	—	—	200	4,900	32	..	125
„ Bombay	—	—	—	—	—	220	700
„ Sind	—	—	—	—	—	1,240	..	35,164	..	3,508
„ Madras	—	—	—	—	—	..	11,000	6,750
„ Burma	—	—	—	—	—	80
TOTAL	—	—	—	—	—	1,660	16,600	35,260	..	10,383
Total value of cotton manufac- tures (including Twist and Yarn)	—	—	—	—	—	1,660	16,610	35,260	75	11,338
FLAX, MANUFACTURES—										
Straits Settlements (including Labuan)	—	—	—	—	—	14,000	110
Hongkong	—	—	—	—	—	800	..	191	500	701
Other British Possessions	—	—	—	—	—	231	..
TOTAL BRITISH EMPIRE	—	—	—	—	—	14,800	..	191	800	811
Turkey, Asiatic	—	—	—	—	—
Persian Gulf	—	—	—	—	—	6,000
Share of Bengal	—	—	—	—	—	14,800	..	191	800	811
„ Bombay	—	—	—	—	—	6,000
TOTAL	—	—	—	—	—	20,800	..	191	800	811
WOOL—										
MANUFACTURES—										
Other sorts—	Lbs.	Lbs.	Lbs.	Lbs.	Lbs.					
United Kingdom	628	328	7	4,110	85,000	3,800
Straits Settlements (including Labuan)	2,100	1,700
Hongkong	64	300	..	62	..	170	395	150	128
New South Wales	708	2,352	..
Australian Commonwealth (Total)	708	2,352	..
Other British Possessions	226	50
TOTAL BRITISH EMPIRE	628	2,492	433	708	62	4,110	86,870	3,945	2,502	128
TOTAL FOREIGN COUNTRIES	10	30
Share of Bengal	638	2,492	207	708	62	4,110	86,870	3,945	2,502	128
„ Burma	226	50
TOTAL	638	2,492	433	708	62	4,140	86,870	3,945	2,502	128
Total value of Woollen manufactures	—	—	—	—	—	4,140	86,870	3,945	2,502	128
Vehicles excluding Locomo- tives, etc., for Railways—										
CARRIAGES AND CARTS (excluding RAILWAY CARRIAGES), AND PARTS THEREOF—										
TOTAL BRITISH EMPIRE	—	—	—	—	—	140	..	480	2,024	..
Turkey, Asiatic	—	—	—	—	—
Persian Gulf	—	—	—	—	—	1,12,500	28,780
Share of Bengal	—	—	—	—	—	140	..	480	2,024	..
„ Bombay	—	—	—	—	—	1,12,500
„ Sind	—	—	—	—	—	..	28,780
TOTAL	—	—	—	—	—	1,12,640	28,780	480	2,024	..
SHIPS, PARTE OF (including LAUNCHES AND BOATS)—										
Hongkong	—	—	—	—	—	1,518
Other British Possessions	—	—	—	—	—	177	104	..
TOTAL BRITISH EMPIRE	—	—	—	—	—	1,695	104	..
TOTAL FOREIGN COUNTRIES	—	—	—	—	—	32	..
Share of Bengal	—	—	—	—	—	1,518	32	..
„ Bombay	—	—	—	—	—	177	104	..
TOTAL	—	—	—	—	—	1,695	104	..

GENERAL EXPORTS

(980)

(GOVERNMENT STORES)

INDIAN MERCHANDISE

No. 17—continued

ARTICLES, AND COUNTRIES OF FINAL DESTINATION; ALSO SHARE OF EACH PROVINCE	QUANTITY					VALUE				
	1919-20	1920-21	1921-22	1922-23	1923-24	1919-20	1920-21	1921-22	1922-23	1923-24
GOVERNMENT STORES—						R	R	R	R	R
<i>continued</i>										
All other articles										
MANUFACTURED—										
United Kingdom	—	—	—	—	—	6,82,740	8,67,640	8,68,555	14,53,815	16,00,580
Palestine	—	—	—	—	—	—	—	..	1,788	..
Aden and Dependencies	—	—	—	—	—	1,400	6,380	8,82,548	1,57,673	1,63,439
Mesopotamia*	—	—	—	—	—	—	—	25,41,426	2,14,546	2,53,477
Bahrain Islands	—	—	—	—	—	720	2,060	100	..	13
Ceylon	—	—	—	—	—	1,69,310	270	70	430	..
Egypt†	—	—	—	—	—	..	48,220	75	1,295	—
Natal	—	—	—	—	—	5	..	75
Seychelles	—	—	—	—	—	1,670
Victoria	—	—	—	—	—	166	15
New South Wales	—	—	—	—	—	8,718	96	1,300
<i>Australian Commonwealth</i> <i>(Total)</i>	—	—	—	—	—	3,718	262	1,315
New Zealand (including Nauru and Br. Sam.)	—	—	—	—	—	732	5,270 795
Other British Possessions	—	—	—	—	—	1,790	620	74
TOTAL BRITISH EMPIRE	—	—	—	—	—	8,57,630	4,25,700	42,98,565	18,30,541	21,14,064
Netherlands	—	—	—	—	—	1,26,000	2,55,817	1,80,000
Italy	—	—	—	—	—	3,825	..
Turkey, European	—	—	—	—	—	..	11,430
Turkey, Asiatic	—	—	—	—	—
Red Sea	—	—	—	—	—	..	1,410
Persian Gulf	—	—	—	—	—	1,12,89,840	1,19,07,940
Maskat Territory and Trucial Oman	—	—	—	—	—	42,410	28,980	4,806	320	..
Persia	—	—	—	—	—	1,95,040	1,07,340	77,348	20,524	9,983
Honjam Island	—	—	—	—	—	11,570	5,860	1,808	545	286
Japan	—	—	—	—	—	..	11,200
China (exclusive of Hong- kong and Macao)	—	—	—	—	—	3,440	..	1,324	710	..
Egypt†	—	—	—	—	—	419 50
Other Foreign Countries	—	—	—	—	—	110	650	..	690	..
TOTAL FOREIGN COUNTRIES	—	—	—	—	—	1,15,42,410	1,21,64,310	2,12,584	2,82,437	1,90,688
<i>Share of Bengal</i>	—	—	—	—	—	5,42,720	2,22,630	34,232	63,985	8,308
" <i>Bombay</i>	—	—	—	—	—	97,40,080	87,26,450	21,06,695	82,538	2,27,027
" <i>Sind</i>	—	—	—	—	—	18,10,750	34,64,220	6,44,370	3,14,143	2,22,985
" <i>Madras</i>	—	—	—	—	—	530	30,540	85	205	34,845
" <i>Burma</i>	—	—	—	—	—	5,960	1,46,260	17,23,767	16,62,107	18,12,487
TOTAL	—	—	—	—	—	1,24,00,040	1,25,90,100	45,09,149	21,12,978	23,05,652
MANUFACTURED—										
United Kingdom	—	—	—	—	—	6,880	9,860	15,983	27,600	4,33,590
Palestine	—	—	—	—	—	—	—	..	40,922	..
Aden and Dependencies	—	—	—	—	—	26,840	22,550	1,61,576	87,137	97,631
Mesopotamia*	—	—	—	—	—	—	—	20,78,255	7,70,488	6,96,788
Bahrain Islands	—	—	—	—	—	50	..	346	416	1,038
Ceylon	—	—	—	—	—	9,170	680	15	10,844	5,717
Straits Settlements (includ- ing Labuan)	—	—	—	—	—	70	365	2,505
Federated Malay States	—	—	—	—	—	1,400	..
Hongkong	—	—	—	—	—	73,710	780	7,902	39,148	1,568
Egypt†	—	—	—	—	—	..	21,560	9,320	23,336	..
Seychelles	—	—	—	—	—	2,580
Victoria	—	—	—	—	—	..	250
New South Wales	—	—	—	—	—	5,204	..
<i>Australian Commonwealth</i> <i>(Total)</i>	—	—	—	—	—	..	260	..	5,204	..
Other British Possessions	—	—	—	—	—	410	..	175	226	..
TOTAL BRITISH EMPIRE	—	—	—	—	—	1,19,650	55,130	22,78,642	10,07,176	12,39,037
Turkey, Asiatic	—	—	—	—	—	..	2,610
Red Sea	—	—	—	—	—	41,25,570	61,91,000
Persian Gulf	—	—	—	—	—	54,710	1,05,040	8,528	1,793	1,791
Maskat Territory and Trucial Oman	—	—	—	—	—	4,65,660	2,57,100	76,073	51,461	62,497
Persia	—	—	—	—	—	9,420	30,210	11,409	4,451	5,438
Honjam Island	—	—	—	—	—	2,860	..	2,800	..	30,000

* Included in Turkey, Asiatic, prior to 1921-22.
† Shows as a Foreign Country.

No. 17—concluded

ARTICLES, AND COUNTRIES OF FINAL DESTINATION; ALSO SHARE OF EACH PROVINCE	QUANTITY					VALUE				
	1919-20	1920-21	1921-22	1922-23	1923-24	1919-20	1920-21	1921-22	1922-23	1923-24
GOVERNMENT STORES— concluded						R	R	R	R	R
All other articles—concluded										
MANUFACTURED—continued										
China (exclusive of Hong- kong and Macao)	—	—	—	—	—	40	..	27,914	22,754	35,610
Japan	—	—	—	—	—	2,700
Egypt*	—	—	—	—	—	7,289
German East Africa†	—	—	—	—	—	..	7,090	—	—	—
Other Foreign Countries	—	—	—	—	—	470	..	210	618	1,000
TOTAL FOREIGN COUNTRIES	—	—	—	—	—	46,54,070	65,93,050	1,25,925	81,077	1,46,395
<i>Share of Bengal</i>	—	—	—	—	—	79,870	8,550	37,321	42,204	73,743
.. Bombay	—	—	—	—	—	20,01,050	44,73,120	14,94,660	5,50,658	6,00,851
.. Sind	—	—	—	—	—	20,89,160	21,64,320	8,65,521	4,54,630	3,94,370
.. Madras	—	—	—	—	—	8,230	1,690	481	677	1,62,566
.. Burma	—	—	—	—	—	20	..	1,051	40,084	2,37,902
TOTAL	—	—	—	—	—	47,78,320	66,48,180	23,00,507	10,88,255	13,85,132
Grand Total value of Government stores										
United Kingdom	—	—	—	—	—	18,25,000	15,21,790	9,34,815	10,49,728	22,18,990
Palestine	—	—	—	—	—	—	—	..	90,696	..
Aden and Dependencies	—	—	—	—	—	1,12,680	2,53,410	19,81,672	7,02,180	4,53,189
Mesopotamia‡	—	—	—	—	—	—	—	1,04,27,319	17,33,603	16,28,919
Bahrain Islands	—	—	—	—	—	..	2,710	1,461	416	1,418
Ceylon	—	—	—	—	—	2,06,540	3,080	1,21,035	6,59,603	40,717
Straits Settlements (includ- ing Labuan)	—	—	—	—	—	80,05,800	90,63,520	81,32,883	56,57,716	60,90,211
Federated Malay States	—	—	—	—	—	14,860	26,510	19,995	58,445	155
Hongkong	—	—	—	—	—	10,29,760	4,53,310	5,48,835	7,71,024	10,02,016
Egypt*	—	—	—	—	—	880	14,29,760	9,395	93,000	—
Natal	—	—	—	—	—	..	10,00,000	5	..	75
Kenya Colony	—	—	—	—	—	4,030	5
Mauritius and Dependencies	—	—	—	—	—	52,500	90	..	12,701	..
Seychelles	—	—	—	—	—	4,260
Western Australia	—	—	—	—	—	..	20
Victoria	—	—	—	—	—	450	320	..	166	15
New South Wales	—	—	—	—	—	..	100	3,718	8,352	1,300
Queensland	—	—	—	—	—	200
Australian Commonwealth (Total)	—	—	—	—	—	450	440	3,718	8,518	1,500
New Zealand (including Nauru and Br. Samoa)	—	—	—	—	—	..	440	1,68,250	..	5,672
Other British Possessions	—	—	—	—	—	1,860	270	425	510	..
TOTAL BRITISH EMPIRE	—	—	—	—	—	1,14,08,630	1,37,55,830	2,23,49,808	1,14,38,354	1,23,51,882
Netherlands	—	—	—	—	—	1,20,600	2,56,817	1,80,000
Italy	—	—	—	—	—	28	3,825	..
Turkey, European	—	—	—	—	—	..	11,430
Turkey, Asiatic	—	—	—	—	—
Levant and Black Sea	—	—	—	—	—	5,05,440
Red Sea	—	—	—	—	—	..	44,170
Persian Gulf	—	—	—	—	—	1,08,05,200	3,79,65,700
Mascat Territory and Trucial Oman	—	—	—	—	—	97,850	2,11,580	25,039	2,185	2,032
Persia	—	—	—	—	—	6,85,340	9,60,980	3,12,669	1,50,138	1,35,080
Hejaz Island	—	—	—	—	—	1,35,010	1,53,680	86,108	13,081	8,189
Sham	—	—	—	—	—	3,020	130	3,634	206	30,000
China (exclusive of Hong- kong and Macao)	—	—	—	—	—	32,840	8,730	67,991	25,360	37,485
Japan	—	—	—	—	—	..	11,200	5,437
Egypt*	—	—	—	—	—	17,322
German East Africa†	—	—	—	—	—	4,050	8,100
United States of America— Via Atlantic Coast	—	—	—	—	—	290	1,130	4,387	2,084	1,002
Other Foreign Countries	—	—	—	—	—	320	870	710	1,450	1,339
TOTAL FOREIGN COUNTRIES	—	—	—	—	—	2,13,50,460	3,93,17,700	5,77,116	4,63,145	4,17,806
<i>Share of Bengal</i>	—	—	—	—	—	1,01,50,130	1,07,39,519	89,05,017	71,77,306	81,52,005
.. Bombay	—	—	—	—	—	1,72,37,980	2,54,19,300	61,98,437	7,92,529	9,42,863
.. Sind	—	—	—	—	—	52,00,290	1,65,91,330	60,27,747	20,39,447	13,62,803
.. Madras	—	—	—	—	—	1,73,510	65,770	24,666	1,32,818	2,37,639
.. Burma	—	—	—	—	—	7,170	2,75,770	17,71,037	17,59,336	20,74,368
TOTAL	—	—	—	—	—	3,27,68,080	5,30,73,530	2,29,26,904	1,19,01,479	1,27,69,768

* Shown as "a Foreign country" from 1923-24.

† Shown as "Tanganyika Territory" under the British Empire from 1921-22.

‡ Included in Turkey, Asiatic prior to 1921-22.

GENERAL EXPORTS

(982)

(GOVERNMENT STORES)
FOREIGN MERCHANDISE

No. 18

QUANTITY and VALUE of EXPORTS of GOVERNMENT STORES (FOREIGN MERCHANDISE) from BRITISH INDIA in each official year from 1919-20 to 1923-24

ARTICLES, AND COUNTRIES OF FINAL DESTINATION ; ALSO SHARE OF EACH PROVINCE	QUANTITY					VALUE				
	1919-20	1920-21	1921-22	1922-23	1923-24	1919-20	1920-21	1921-22	1922-23	1923-24
GOVERNMENT STORES						R	R	R	R	R
Apparel (including drapery, uniforms, accoutrements, but excluding hosiery)—										
United Kingdom	—	—	—	—	—	1,06,560	150	260	2,050	49,180
Aden and Dependencies	—	—	—	—	—	9,750	510	320	200	4,241
Mesopotamia*	—	—	—	—	—	2,95,659	4,933	5,627
Straits Settlements (including Labuan)	—	—	—	—	—	3,567	11,875	126
Hongkong	—	—	—	—	—	36,240	30	15,979	23,672	15,496
Egypt†	—	—	—	—	—	2,500	2,781	—
Kenya Colony	—	—	—	—	—	1,150
Other British Possessions	—	—	—	—	—	..	780	..	40	..
TOTAL BRITISH EMPIRE	—	—	—	—	—	1,53,700	1,470	3,13,285	45,651	74,670
Turkey, Asiatic										
Persian Gulf	—	—	—	—	—	16,16,390	17,16,210	—	—	—
Mascat Territory and Trucial Oman	—	—	—	—	—	..	12,560	3,000
Persia	—	—	—	—	—	80,220	2,68,260	51,386	25,507	2,673
Benjam Island	—	—	—	—	—	..	1,100
China (exclusive of Hongkong and Macao)	—	—	—	—	—	120	10,000	40
TOTAL FOREIGN COUNTRIES	—	—	—	—	—	16,96,610	19,08,130	44,506	35,507	2,713
Share of Bengal										
.. Bombay	—	—	—	—	—	230	30	16,063	35,722	14,734
.. Sind	—	—	—	—	—	16,76,160	18,25,830	3,05,734	2,981	55,900
.. Madras	—	—	—	—	—	1,05,440	1,53,810	37,131	30,440	6,623
.. Burma	—	—	—	—	—	68,960	750	3,863	11,875	126
TOTAL	—	—	—	—	—	18,50,310	19,99,600	3,62,791	81,058	77,383
Arms, ammunition, and military stores—										
FIRARMS, AND PARTS THEREOF—										
United Kingdom	—	—	—	—	—	3,290	25,000	160	39,00,027	2,48,828
Aden and Dependencies	—	—	—	—	—	3,040	..	48,350
Ceylon	—	—	—	—	—	5,209
Straits Settlements (including Labuan)	—	—	—	—	—	51,160	1,576	4,704
Federated Malay States	—	—	—	—	—	..	200	..	2,000	..
Hongkong	—	—	—	—	—	..	1,860	6,087	7,803	3,704
Other British Possessions	—	—	—	—	—	..	80
TOTAL BRITISH EMPIRE	—	—	—	—	—	67,480	27,140	59,756	39,11,406	2,57,326
Turkey, Asiatic										
Red Sea	—	—	—	—	—	..	120
Persian Gulf	—	—	—	—	—	28,950	3,20,700	—	—	—
Mascat Territory and Trucial Oman	—	—	—	—	—	1,400
Persia	—	—	—	—	—	7,450	4,960	200
China (exclusive of Hongkong and Macao)	—	—	—	—	—	2,846	106	1,149
TOTAL FOREIGN COUNTRIES	—	—	—	—	—	36,400	3,25,780	4,446	106	1,149
Share of Bengal										
.. Bombay	—	—	—	—	—	64,440	27,060	14,262	8,612	2,51,021
.. Sind	—	—	—	—	—	4,350	2,74,860	48,350	39,00,000	..
.. Burma	—	—	—	—	—	33,690	51,000	1,600
TOTAL	—	—	—	—	—	93,880	3,52,920	64,202	39,11,512	2,58,476

* Included in Turkey, Asiatic prior to 1921-22.

No. 18—continued

ARTICLES, AND COUNTRIES OF FINAL DESTINATION; ALSO SHARE OF EACH PROVINCE	QUANTITY					VALUE				
	1919-20	1920-21	1921-22	1922-23	1923-24	1919-20	1920-21	1921-22	1922-23	1923-24
GOVERNMENT STORES— <i>continued</i>						R	R	R	R	R
Arms, ammunition, and military stores—continued										
OTHER SORTS—										
United Kingdom	—	—	—	—	—	11,400	930	6,776	3,50,664	6,152
Aden and Dependencies	—	—	—	—	—	..	1,830	40,737	1,43,523	1,83,309
Mesopotamia *	—	—	—	—	—	—	—	1,14,611	27,568	1,06,461
Bahrain Islands	—	—	—	—	—	1,101
Ceylon	—	—	—	—	—	1,400	..	145	1,000	10,179
Straits Settlements (in- cluding Labuan)	—	—	—	—	—	230	..	2,000	800	11,157
Hongkong	—	—	—	—	—	22,520	10,320	25,859	16,808	12,340
Egypt†	—	—	—	—	—	1,27,040	—
Zanzibar and Pemba	—	—	—	—	—	1,000
Victoria	—	—	—	—	—	..	880
New South Wales	—	—	—	—	—	8,750	160
<i>Australian Commonwealth (Total)</i>	—	—	—	—	—	8,750	630
Other British Possessions	—	—	—	—	—	..	720	50	340	..
TOTAL BRITISH EMPIRE	—	—	—	—	—	89,390	14,330	1,60,278	6,08,233	8,31,090
Turkey, Asiatic	—	—	—	—	—
Persian Gulf	—	—	—	—	—	8,88,680	10,08,230
Maskat Territory and Trucial Oman	—	—	—	—	—	2,830	740	..	774	468
Persia	—	—	—	—	—	7,880	80,550	16,114	12,002	10,700
China (exclusive of Hongkong and Macao)	—	—	—	—	—	2,280	..	4,501	370	180
Egypt†	—	—	—	—	—	50,461
Portuguese East Africa	—	—	—	—	—	..	8,770
Other Foreign Countries	—	—	—	—	—	120	240	535	420	..
TOTAL FOREIGN COUNTRIES	—	—	—	—	—	4,01,290	11,97,530	23,150	14,484	62,417
<i>Share of Bengal</i>	—	—	—	—	—	39,920	12,230	28,718	17,597	19,166
.. <i>Bombay</i>	—	—	—	—	—	3,91,280	6,62,090	94,992	6,45,086	3,38,220
.. <i>Sind</i>	—	—	—	—	—	7,840	5,37,540	83,973	19,614	28,923
.. <i>Madras</i>	—	—	—	—	—	1,490	..	5,745	..	2,259
.. <i>Burma</i>	—	—	—	—	—	160	420	5,067
TOTAL	—	—	—	—	—	4,40,680	12,11,860	2,18,428	6,32,717	8,94,116
Books, printed, and printed matter (not being station- ery), including maps and charts—										
United Kingdom	—	—	—	—	—	8,530	980	656	3,477	3,938
Aden and Dependencies	—	—	—	—	—	1,418
Other British Possessions	—	—	—	—	—	125
TOTAL BRITISH EMPIRE	—	—	—	—	—	8,530	980	781	3,477	5,481
TOTAL FOREIGN COUNTRIES	—	—	—	—	—	1,000	200	..	100	35
<i>Share of Bengal</i>	—	—	—	—	—	156
.. <i>Bombay</i>	—	—	—	—	—	4,530	1,060	781	3,403	8,076
.. <i>Sind</i>	—	—	—	—	—	..	100	..	100	238
.. <i>Burma</i>	—	—	—	—	—	74	..
TOTAL	—	—	—	—	—	4,530	1,180	781	3,577	5,466
Boots and shoes—										
TOTAL BRITISH EMPIRE	..	30	150
TOTAL FOREIGN COUNTRIES	..	56	160	555	65	..	560	1,171	8,497	601
<i>Share of Bengal</i>	30	150
.. <i>Bombay</i>	56	560
.. <i>Sind</i>	160	555	65	1,171	8,497	601
TOTAL	..	86	160	555	65	..	710	1,171	8,497	601

* Included in Turkey, Asiatic, prior to 1921-22.
† Share of a Foreign country from 1922-24.

GENERAL EXPORTS

(984)

(GOVERNMENT STORES)
FOREIGN MERCHANDISE

No. 18—continued

ARTICLES, AND COUNTRIES OF FINAL DESTINATION; ALSO SHARE OF EACH PROVINCE	QUANTITY					VALUE				
	1919-20	1920-21	1921-22	1922-23	1923-24	1919-20	1920-21	1921-22	1922-23	1923-24
GOVERNMENT STORES— <i>continued</i>						R	R	R	R	R
Building and engineering materials, other than of iron, steel, or wood—										
Mesopotamia*	—	—	—	—	—	19,044	860	..
Bahrain Islands	—	—	—	—	—	..	3,190
Other British Possessions	—	—	—	—	—	..	720	..	10	..
TOTAL BRITISH EMPIRE	—	—	—	—	—	..	3,910	19,044	879	..
Turkey, Asiatic	—	—	—	—	—
Persian Gulf	—	—	—	—	—	..	11,150
Maskat Territory and Trucial Oman	—	—	—	—	—	1,250	70
Other Native States in Arabia	—	—	—	—	—	1,000	..
Persia	—	—	—	—	—	2,560	50	9
Benjam Island †	—	—	—	—	—	470	3,520	1,943	..	402
Other Foreign Countries	—	—	—	—	—	100
‡ TOTAL FOREIGN COUNTRIES	—	—	—	—	—	4,410	14,810	1,943	1,000	411
Share of Bengal	—	—	—	—	—	19	..
„ Bombay	—	—	—	—	—	2,690	11,960	14,069	1,360	..
„ Sind	—	—	—	—	—	1,720	6,760	6,918	..	411
TOTAL	—	—	—	—	—	4,410	18,790	20,987	1,379	411
Chemicals, Drugs, Medicines, and Narcotics—										
United Kingdom	—	—	—	—	—	2,610	24,600	90	1,050	1,929
Aden and Dependencies	—	—	—	—	—	60	124	2,100
Mesopotamia*	—	—	—	—	—	1,18,785	6,061	6,687
Ceylon	—	—	—	—	—	1,380	300
Egypt†	—	—	—	—	—	..	2,220
Other British Possessions	—	—	—	—	—	100	770	585	50	314
TOTAL BRITISH EMPIRE	—	—	—	—	—	4,100	27,890	1,19,400	7,285	11,020
Turkey, Asiatic	—	—	—	—	—
Persian Gulf	—	—	—	—	—	2,86,460	25,80,590
Maskat Territory and Trucial Oman	—	—	—	—	—	..	1,080	..	485	..
Persia	—	—	—	—	—	17,740	19,840	13,654	12,498	4,720
Benjam Island	—	—	—	—	—	1,720	60	240
Other Foreign Countries	—	—	—	—	—	930	50	381	..	200
TOTAL FOREIGN COUNTRIES	—	—	—	—	—	8,06,850	26,01,020	14,275	12,983	4,920
Share of Bengal	—	—	—	—	—	..	3,150	350	1,100	752
„ Bombay	—	—	—	—	—	3,08,310	26,12,340	1,18,940	6,738	..
„ Sind	—	—	—	—	—	1,310	13,370	14,224	12,430	13,803
„ Madras	—	—	—	—	—	1,330	160	31	..	785
„ Burma	—	—	—	—	—	..	600	150	..	600
TOTAL	—	—	—	—	—	3,10,950	26,29,510	1,33,735	20,268	15,940
Glass and glassware—										
Hongkong	—	—	—	—	—	2,030	..
Federated Malay States	—	—	—	—	—	1,400
Other British Possessions	—	—	—	—	—	110	20	243	..	1,020
TOTAL BRITISH EMPIRE	—	—	—	—	—	110	20	1,643	2,030	1,020
Turkey, Asiatic	—	—	—	—	—
Persian Gulf	—	—	—	—	—	..	4,650
Maskat Territory and Trucial Oman	—	—	—	—	—	..	3,500	000
Persia	—	—	—	—	—	5,120	2,400	1,365	570	140
German East Africa‡	—	—	—	—	—	1,960
Other Foreign Countries	—	—	—	—	—	..	180	28
TOTAL FOREIGN COUNTRIES	—	—	—	—	—	7,080	10,730	1,965	570	118
Share of Bengal	—	—	—	—	—	2,630	..
„ Bombay	—	—	—	—	—	2,140	4,610
„ Sind	—	—	—	—	—	5,050	6,050	2,208	570	268
„ Burma	—	—	—	—	—	1,400	..	920
TOTAL	—	—	—	—	—	7,190	10,750	4,08	3,200	1,188

* Included in Turkey, Asiatic, prior to 1921-22.

† Shown as a Foreign country from 1923-24.

‡ Shown as "Kanganyika Territory" under the British Empire from 1921-22

No. 18—continued

ARTICLES, AND COUNTRIES OF FINAL DESTINATION; ALSO SHARE OF EACH PROVINCE	QUANTITY					VALUE				
	1919-20	1920-21	1921-22	1922-23	1923-24	1919-20	1920-21	1921-22	1922-23	1923-24
GOVERNMENT STORES —continued						R	R	R	R	R
Hardware and Cutlery, in- cluding agricultural imple- ments and plated ware—										
United Kingdom	—	—	—	—	—	13,110	6,070	1,510	3,858	15,150
Palestine	—	—	—	—	—	—	—	—	—	4,500
Aden and Dependencies	—	—	—	—	—	50	5,930	1,193	542	1,186
Mesopotamia *	—	—	—	—	—	—	—	1,46,200	1,302	1,300
Ceylon	—	—	—	—	—	140	3,260	—	—	908
Straits Settlements (includ- ing Labuan)	—	—	—	—	—	150	—	—	88	11,080
Federated Malay States	—	—	—	—	—	—	250	—	4,075	—
Hongkong	—	—	—	—	—	—	10	1,609	17,588	2,084
Zanzibar and Pemba	—	—	—	—	—	3,860	—	—	—	—
Other British Possessions	—	—	—	—	—	250	50	—	750	—
TOTAL BRITISH EMPIRE	—	—	—	—	—	17,560	15,570	1,50,512	28,203	37,037
Turkey, Asiatic	—	—	—	—	—	—	—	—	—	—
Persian Gulf	—	—	—	—	—	5,87,200	9,34,250	—	—	—
Mascat Territory and Trucial Oman	—	—	—	—	—	1,270	6,400	250	300	632
Persia	—	—	—	—	—	43,120	21,840	1,022	9,017	626
Henzam Island	—	—	—	—	—	7,260	1,950	205	3,000	300
China (exclusive of Hong- kong and Macao)	—	—	—	—	—	—	4,060	—	184	—
Java	—	—	—	—	—	—	49,350	—	—	—
German East Africa	—	—	—	—	—	11,110	280	—	—	—
TOTAL FOREIGN COUNTRIES	—	—	—	—	—	6,49,950	10,18,730	1,477	13,381	1,618
Share of Bengal	—	—	—	—	—	10	320	3,625	26,260	19,656
" Bombay	—	—	—	—	—	6,43,080	7,49,940	11,088	963	1,258
" Sind	—	—	—	—	—	24,420	2,78,260	1,37,376	14,848	13,193
" Madras	—	—	—	—	—	—	5,530	—	—	231
" Burma	—	—	—	—	—	—	250	—	513	5,247
TOTAL	—	—	—	—	—	6,67,510	10,34,300	1,51,089	41,584	89,585
Instruments, Apparatus, and Appliances, and parts there- of—										
United Kingdom	—	—	—	—	—	4,850	9,820	8,985	32,670	18,124
Aden and Dependencies	—	—	—	—	—	30	1,780	3,238	2,946	2,733
Mesopotamia *	—	—	—	—	—	—	—	6,571	—	—
Ceylon	—	—	—	—	—	—	—	—	—	3,005
Straits Settlements (includ- ing Labuan)	—	—	—	—	—	—	—	—	1,850	1,309
Federated Malay States	—	—	—	—	—	—	—	285	4,800	—
Hongkong	—	—	—	—	—	760	690	17	4,776	1,791
Other British Possessions	—	—	—	—	—	—	400	375	—	—
TOTAL BRITISH EMPIRE	—	—	—	—	—	5,840	12,690	19,471	47,102	27,562
Turkey, Asiatic	—	—	—	—	—	—	—	—	—	—
Persian Gulf	—	—	—	—	—	—	5,230	—	—	—
Mascat Territory and Trucial Oman	—	—	—	—	—	—	1,830	—	45	609
Persia	—	—	—	—	—	5,200	14,000	200	123	592
Siam	—	—	—	—	—	260	403	—	1,908	—
Other Foreign Countries	—	—	—	—	—	2,030	7	78	1,416	200
TOTAL FOREIGN COUNTRIES	—	—	—	—	—	7,580	22,400	278	3,492	1,392
Share of Bengal	—	—	—	—	—	5,930	7,610	9,696	18,108	17,251
" Bombay	—	—	—	—	—	1,960	9,230	6,935	5,135	857
" Sind	—	—	—	—	—	4,660	17,820	1,573	15,396	5,665
" Madras	—	—	—	—	—	430	490	2,375	5,169	4,172
" Burma	—	—	—	—	—	300	—	260	6,786	1,109
TOTAL	—	—	—	—	—	13,220	35,750	19,749	50,594	21,954
Leather, unwrought and manufactures (excluding boots and shoes)—										
TOTAL BRITISH EMPIRE	—	—	—	—	—	—	100	432	10	—

* Included in Turkey, Asiatic, prior to 1921-22.

† Shown as "Tanganyika Territory" under the British Empire from 1921-22.

GENERAL EXPORTS

(986)

(GOVERNMENT STORES)

FOREIGN MERCHANDISE

No. 18—continued

ARTICLES, AND COUNTRIES OF FINAL DESTINATION; ALSO SHARE OF EACH PROVINCE	QUANTITY					VALUE				
	1919-20	1920-21	1921-22	1922-23	1923-24	1919-20	1920-21	1921-22	1922-23	1923-24
GOVERNMENT STORES— <i>continued</i>						R	R	R	R	R
Leather, unwrought and manufactures (excluding boots and shoes)—continued										
Turkey, Asiatic	—	—	—	—	—	—	—	—	—	—
Persian Gulf	—	—	—	—	—	31,950	18,430	—	—	—
Persia	—	—	—	—	—	1,100	220	—	—	—
China (exclusive of Hong- kong and Macao)	—	—	—	—	—	—	—	—	1,832	—
German East Africa *	—	—	—	—	—	1,100	—	—	—	—
Other Foreign Countries	—	—	—	—	—	20	10	—	—	—
TOTAL FOREIGN COUNTRIES	—	—	—	—	—	34,260	18,660	—	1,832	—
<i>Share of Bengal</i>	—	—	—	—	—	—	—	—	1,832	—
„ <i>Bombay</i>	—	—	—	—	—	34,260	160	432	—	—
„ <i>Sind</i>	—	—	—	—	—	—	18,600	—	—	—
„ <i>Burma</i>	—	—	—	—	—	—	—	—	10	—
TOTAL	—	—	—	—	—	34,260	18,760	432	1,842	—
Liquors—										
ALE, BEER, AND PORTER— Aden and Dependencies	Gals.	Gals.	Gals.	Gals.	Gals.	—	—	1,930	—	—
Mesopotamia †	—	—	860	—	—	—	—	—	—	—
TOTAL BRITISH EMPIRE	—	—	860	—	—	—	—	1,930	—	—
Turkey, Asiatic	—	—	—	—	—	—	—	—	—	—
Persian Gulf	48,680	176,618	—	—	—	94,610	3,42,650	—	—	—
Other Foreign Countries	—	617	178	—	44	—	1,420	540	—	150
TOTAL FOREIGN COUNTRIES	48,680	177,230	178	—	44	94,610	3,44,270	540	—	150
<i>Share of Bombay</i>	43,680	153,609	2,141	785	—	94,610	2,64,140	5,242	2,996	—
„ <i>Sind</i>	—	23,621	2,616	140	1,569	—	80,130	7,478	425	5,087
TOTAL	43,680	177,230	4,757	925	1,560	94,610	3,44,270	12,720	3,421	5,087
SPIRIT—										
Mesopotamia †	Gals.	Gals.	Gals.	Gals.	Gals.	—	—	7,373	1,772	17,419
Ceylon	—	12	—	—	—	—	80	—	—	—
Other British Possessions	—	—	—	110	—	—	—	—	1,133	—
TOTAL BRITISH EMPIRE	—	12	2,296	610	1,617	—	30	7,373	2,905	17,419
Turkey, Asiatic	—	—	—	—	—	—	—	—	—	—
Persian Gulf	504	17,764	—	—	—	7,500	1,74,920	—	—	—
Masbat Territory and Trucial Oman	—	141	—	—	—	—	1,560	—	—	—
Persia	10	103	71	17	34	50	1,770	1,388	493	546
Henjam Island	—	260	18	—	—	—	8,300	360	60	—
Other Foreign Countries	—	10	—	—	40	—	160	—	—	705
TOTAL FOREIGN COUNTRIES	514	18,278	89	17	74	7,550	1,81,710	1,748	553	1,310
<i>Share of Bombay</i>	614	8,194	2,246	568	880	7,550	66,280	6,553	1,992	2,883
„ <i>Sind</i>	—	10,084	139	59	811	—	1,15,430	2,568	1,466	15,846
„ <i>Madras</i>	—	12	—	—	—	—	30	—	—	—
TOTAL	514	18,290	2,385	627	1,691	7,550	1,81,740	9,121	3,458	18,729
WINES—										
Aden and Dependencies	—	—	15	24	—	—	—	172	882	—
Mesopotamia †	—	—	—	76	—	—	—	—	1,853	—
TOTAL BRITISH EMPIRE	—	—	15	100	—	—	—	172	2,735	—
Turkey, Asiatic	—	—	—	—	—	—	—	—	—	—
Persian Gulf	—	5,100	—	—	—	—	78,820	—	—	—
Other Foreign Countries	—	74	4	—	—	—	1,180	66	—	—
TOTAL FOREIGN COUNTRIES	—	5,174	4	—	—	—	79,500	66	—	—
<i>Share of Bengal</i>	—	—	16	—	—	—	—	172	—	—
„ <i>Bombay</i>	—	4,422	—	90	—	—	3,360	—	2,561	—
„ <i>Sind</i>	—	752	4	10	—	—	78,150	66	174	—
TOTAL	—	5,174	19	100	—	—	79,500	238	2,735	—
Total Liquors	Gals.	Gals.	Gals.	Gals.	Gals.	1,02,160	6,05,510	22,070	9,014	23,810
Machinery and millwork— United Kingdom	—	—	—	—	—	3,700	5,220	4,832	400	6,405
Aden and Dependencies	—	—	—	—	—	—	300	—	5,460	6,773

* Shown as "Tanganyika Territory" under the British Empire from 1921-22.

No. 18—continued

ARTICLES, AND COUNTRIES OF FINAL DESTINATION; ALSO SHARE OF EACH PROVINCE	QUANTITY					VALUE				
	1919-20	1920-21	1921-22	1922-23	1923-24	1919-20	1920-21	1921-22	1922-23	1923-24
GOVERNMENT STORES— <i>continued</i>						R	R	R	R	R
Machinery and Millwork <i>—continued</i>										
Mesopotamia*	—	—	—	—	—	—	—	1,49,000
Ceylon	—	—	—	—	—	..	1,330	200
Other British Possessions	—	—	—	—	—	150	80	..	300	629
TOTAL BRITISH EMPIRE	—	—	—	—	—	3,860	6,880	1,54,432	6,100	12,807
Turkey, Asiatic	—	—	—	—	—	—	—
Persian Gulf	—	—	—	—	—	12,820	36,740	—	—	—
Persia	—	—	—	—	—	..	20,200	319	..	694
Benjam Island	—	—	—	—	—	1,060	..	3,000
Maskat Territory and Trucial Oman	—	—	—	—	—	3,060
German East Africa†	—	—	—	—	—	3,760	..	—	—	—
United States of America via Atlantic Coast	—	—	—	—	—	1,500	2,595	..
Other Foreign Countries	—	—	—	—	—	430
TOTAL FOREIGN COUNTRIES	—	—	—	—	—	21,140	56,940	4,819	2,595	694
Share of Bengal	—	—	—	—	—	230	3,730	5,932	4,795	3,044
„ Bombay	—	—	—	—	—	22,950	37,040	7,919	3,900	5,205
„ Sind	—	—	—	—	—	1,350	20,200	1,46,000	..	6,102
„ Madras	—	—	—	—	—	400	2,800	400	..	150
TOTAL	—	—	—	—	—	24,990	63,820	1,59,261	8,695	13,601
Metals and Ores—										
BRASS, BRONZE, AND SIMILAR ALLOYS, WROUGHT—	Cwts.	Cwts.	Cwts.	Cwts.	Cwts.					
Aden and Dependencies	20	3,000
Other British Possessions	1	740
TOTAL BRITISH EMPIRE	1	..	20	740	..	3,000
German East Africa†	92	..	—	—	—	24,760	..	—	—	—
Other Foreign Countries	..	1	50
TOTAL FOREIGN COUNTRIES	92	1	24,760	50
Share of Bombay	93	1	20	25,600	50	3,000
COPPER—										
Unwrought—	Cwts.	Cwts.	Cwts.	Cwts.	Cwts.					
Ceylon	5	100	400	20,000
Straits Settlements (including Labuan)	..	500	61,500
TOTAL BRITISH EMPIRE	5	600	400	81,500
Share of Bengal	5	400
„ Madras	..	600	81,500
TOTAL	5	600	400	81,500
Wrought—	Cwts.	Cwts.	Cwts.	Cwts.	Cwts.					
United Kingdom	..	186	16,360	..	28	..
Aden and Dependencies	12	15	..	14	..	2,000	2,500
Mesopotamia*	4	2,000
Ceylon	16	..	75	1,600	..	16,000
Straits Settlements (including Labuan)	1,200	6,247	3,320	1,05,000	10,65,590	6,64,000
Zanzibar and Pemba	0	4,260
Other British Possessions	06
TOTAL BRITISH EMPIRE	1,200	6,433	3,340	12	90	1,09,260	10,82,080	6,67,000	2,028	17,500
Turkey, Asiatic
Persian Gulf	..	54	4,570
Persia	..	20	1,300
German East Africa†	6	1,800
Other Foreign Countries	6	980	40
TOTAL FOREIGN COUNTRIES	12	74	2,870	5,910
Share of Bengal	1,200	6,247	3,320	..	75	1,05,000	10,65,590	6,64,000	..	15,000
„ Bombay	21	260	20	12	15	6,630	22,280	3,600	2,028	2,500
„ Sind	100
TOTAL	1,221	6,507	3,340	12	90	1,11,830	10,87,970	6,67,600	2,028	17,500
IRON OR STEEL— Pig—	Tons	Tons	Tons	Tons	Tons					
Zanzibar and Pemba	7	9,940
Share of Bombay	7	9,940

* Included in Turkey, Asiatic prior to 1921-22.

† Shown as "Tanganyika Territory" under the British Empire from 1921-22.

GENERAL EXPORTS

(988)

(GOVERNMENT STORES)
FOREIGN MERCHANDISE

No. 18—continued

ARTICLES, AND COUNTRIES OF FINAL DESTINATION; ALSO SHARE OF EACH PROVINCE	QUANTITY					VALUE				
	1919-20	1920-21	1921-22	1922-23	1923-24	1919-20	1920-21	1921-22	1922-23	1923-24
GOVERNMENT STORES— <i>continued</i>						R	R	R	R	R
Metals and Ores—continued										
IRON OR STEEL—continued										
Wrought and Manufactures—	Tons	Tons	Tons	Tons	Tons					
Mesopotamia*	86	55,809	169	..
Ceylon	20	113	..
Victoria	10	8,550
Australian Commonwealth (Total)	10	3,550
Other British Possessions.	..	2	..	2	670	..	850	291
TOTAL BRITISH EMPIRE	10	2	86	2	..	3,570	670	55,809	1,132	291
Turkey, Asiatic
Red Sea	250	41,000
Persian Gulf	52	580	27,880	2,50,950
Maskat Territory and Trucial Oman	5	500	3,017
Benjam Island	1,500	120
German East Africa†	4	8,100	110
Other Foreign Countries	1	1	1	740	530	676
TOTAL FOREIGN COUNTRIES .	57	831	6	38,720	2,92,710	3,083
Share of Bengal	291
„ Bombay	56	536	4	2	..	38,020	2,17,650	13,800	999	..
„ Sind	1	297	82	..	6	730	76,330	42,009	..	3,683
„ Madras	10	3,550	113	..
„ Burma	20	..
TOTAL	67	833	86	2	6	42,300	2,93,380	55,809	1,132	5,974
LEAD—										
Wrought and Manufactures—	Cwts.	Cwts.	Cwts.	Cwts.	Cwts.					
Straits Settlements (including Labuan)	300	..
Iersia	4	2,690
Share of Sind	4	2,690
„ Burma	300	..
TOTAL	4	2,690	300	..
TIN—										
TOTAL BRITISH EMPIRE	4	300
Share of Bengal	2	120
„ Bombay	2	180
TOTAL	4	300
ZINC OR SPELTER, WROUGHT OR MANUFACTURED—										
TOTAL BRITISH EMPIRE	2	110
Turkey, Asiatic
Persian Gulf	57	5,600
Share of Bombay	57	5,600
„ Sind	2	110
TOTAL	59	5,810
METALS AND ORES, UNRE- MERATED—										
United Kingdom	37	44,920	..	1,964
Aden and Dependencies	20	..	1	3,000	..	3,000
Ceylon	5	2,00,000
Straits Settlements (including Labuan)	357	74,500
TOTAL BRITISH EMPIRE	362	57	..	1	44,920	2,74,500	4,964	..	3,000
Turkey, Asiatic
Persian Gulf	15	2,600
Other Foreign Countries	50
TOTAL FOREIGN COUNTRIES	15	50	2,600

* Included in Turkey, Asiatic prior to 1921-22.
† Shown as "Tanganyika Territory" under the British Empire from 1921-22.

No. 18—continued

ARTICLES, AND COUNTRIES OF FINAL DESTINATION; ALSO SHARE OF EACH PROVINCE	QUANTITY					VALUE				
	1919-20	1920-21	1921-22	1922-23	1923-24	1919-20	1920-21	1921-22	1922-23	1923-24
						R	R	R	R	R
GOVERNMENT STORES— <i>continued</i>										
Metals and Ores—concluded										
METALS AND ORES, UNREFINED—continued										
<i>Share of Bengal</i>	Cwts.	Cwts.	Cwts.	Cwts.	Cwts.					
..	37	1,964
.. <i>Bombay</i>	..	377	20	..	1	44,920	2,77,180	3,000	..	3,000
.. <i>Sind</i>	50
TOTAL	..	377	57	..	1	44,970	2,77,180	4,964	..	3,000
Total Metals and Ores	Tons	Tons	Tons	Tons	Tons					
..	140	1,210	257	3	11	2,37,430	17,45,990	7,81,378	3,460	24,174
Railway Plant and Rolling-stock—										
United Kingdom	—	—	—	—	—	..	1,000	4	..	125
Aden and Dependencies	—	—	—	—	—	15,250	6,943	20,550
Mesopotamia*	—	—	—	—	—	—	—	41,500	1,000	..
TOTAL BRITISH EMPIRE	—	—	—	—	—	..	1,000	56,754	7,943	20,675
Turkey, Asiatic	—	—	—	—	—
Persian Gulf	—	—	—	—	—	81,190	55,000
<i>Share of Bengal</i>	—	—	—	—	—	..	1,000	15,254	..	19,56
.. <i>Bombay</i>	—	—	—	—	—	81,190	40,000	..	1,000	..
.. <i>Sind</i>	—	—	—	—	—	..	15,000	41,500	6,943	710
TOTAL	—	—	—	—	—	81,190	56,000	56,754	7,943	20,675
Stationery (excluding paper)—										
Aden and Dependencies	—	—	—	—	—	5,200	2,010	5,047	6,014	2,148
Mesopotamia*	—	—	—	—	—	—	—	26,060	4,519	..
Zanzibar and Pemba	—	—	—	—	—	7,000	1,000
Other British Possessions	—	—	—	—	—	260	1,550	..	250	55
TOTAL BRITISH EMPIRE	—	—	—	—	—	12,460	5,160	31,107	11,383	2,203
Turkey, Asiatic	—	—	—	—	—
Red Sea	—	—	—	—	—	50
Persian Gulf	—	—	—	—	—	27,540	1,02,850
Persia	—	—	—	—	—	15,530	64,200	1,191	380	425
German East Africa†	—	—	—	—	—	2,160
Other Foreign Countries	—	—	—	—	—	450	850	211
TOTAL FOREIGN COUNTRIES	—	—	—	—	—	45,720	1,08,030	1,402	380	423
<i>Share of Bengal</i>	—	—	—	—	—	..	100
.. <i>Bombay</i>	—	—	—	—	—	44,350	58,900	27,438	6,790	2,005
.. <i>Sind</i>	—	—	—	—	—	18,610	83,940	5,071	4,973	568
.. <i>Madras</i>	—	—	—	—	—	200	250
.. <i>Burma</i>	—	—	—	—	—	55
TOTAL	—	—	—	—	—	58,190	1,73,190	32,500	11,763	2,626
Telegraphs, materials for construction of—										
United Kingdom	—	—	—	—	—	..	3,500	73	12,075	..
Aden and Dependencies	—	—	—	—	—	11,220	4,500
Mesopotamia*	—	—	—	—	—	5,155	710	597
Bahrain Islands	—	—	—	—	—	..	2,000	6,100	9,020	6,160
Ceylon	—	—	—	—	—	..	3,150
TOTAL BRITISH EMPIRE	—	—	—	—	—	11,220	13,150	11,328	21,805	6,757

* Included in Turkey, Asiatic, prior to 1921-22
† Shown as "Tanganyika Territory" under the British Empire from 1921-22.

GENERAL EXPORTS

(990)

(GOVERNMENT STORES)
FOREIGN MERCHANDISE

No. 18—continued

ARTICLES, AND COUNTRIES OF FINAL DESTINATION; ALSO SHARE OF EACH PROVINCE	QUANTITY					VALUE				
	1919-20	1920-21	1921-22	1922-23	1923-24	1919-20	1920-21	1921-22	1922-23	1923-24
GOVERNMENT STORES— <i>continued</i>						R	R	R	R	R
Telegraphs, materials for construction of—continued										
Turkey, Asiatic			—	—	—		
Persian Gulf	—	—	—	—	—	37,900	5,730	—	—	—
Maskat Territory and Trucial Oman	—	—	—	—	—	3,820	25,170	1,648	23,314	15,444
Persia	—	—	—	—	—	55,890	1,88,220	1,16,902	1,34,907	93,508
Bonjam Island	—	—	—	—	—	150	18,120	1,735	18,645	8,485
TOTAL FOREIGN COUNTRIES	—	—	—	—	—	97,820	2,32,240	1,20,185	1,76,056	1,17,237
Share of Bengal	—	—	—	—	—	73	1,500	..
„ Bombay	—	—	—	—	—	26,720	8,500	4,850
„ Sind	—	—	—	—	—	62,320	2,36,930	1,26,590	1,97,261	1,23,994
TOTAL	—	—	—	—	—	1,09,040	2,45,480	1,81,513	1,98,761	1,23,994
Wool—										
WOOL—										
Twist and yarn—	Lbs.	Lbs.	Lbs.	Lbs.	Lbs.					
TOTAL BRITISH EMPIRE	..	367	110
TOTAL FOREIGN COUNTRIES.	..	58	—	..	10
Share of Bombay	426	—	..	120
Manufactures—										
United Kingdom	—	—	—	—	—	5,63,291	..	250
Mesopotamia*	—	—	—	—	—	—	—	68,484
Hongkong	—	—	—	—	—	1,032	3,165
Other British Possessions	—	—	—	—	—	200	850	120	20	..
TOTAL BRITISH EMPIRE	—	—	—	—	—	200	850	4,31,845	1,052	3,415
Turkey, Asiatic	—	—	—	—	—		
Persian Gulf	—	—	—	—	—	120	5,360	—	—	—
Maskat Territory and Trucial Oman	—	—	—	—	—	80	80
Persia	—	—	—	—	—	..	684	..	4,687	..
Other Foreign Countries	—	—	—	—	—	80	246	..	117	..
TOTAL FOREIGN COUNTRIES	—	—	—	—	—	260	6,370	..	4,954	..
Share of Bengal	—	—	—	—	—	..	200	..	1,032	3,165
„ Bombay	—	—	—	—	—	480	7,020	3,63,291
„ Sind	—	—	—	—	—	68,434	4,954	..
„ Burma	—	—	—	—	—	120	20	250
TOTAL	—	—	—	—	—	480	7,220	4,31,845	6,006	3,415
Raw manufactures—										
Aden and Dependencies	—	—	—	—	—	380	910
Ceylon	—	—	—	—	—	80	2,950
Straits Settlements* includ- ing Labuan)	—	—	—	—	—	11,375
Other British Possessions	—	—	—	—	—	..	20	..	544	..
TOTAL BRITISH EMPIRE	—	—	—	—	—	410	3,880	..	544	11,375

* Included in Turkey, Asiatic, prior to 1921-22.

(GOVERNMENT STORES)

FOREIGN MERCHANDISE

No. 18—continued

ARTICLES, AND COUNTRIES OF FINAL DESTINATION; ALSO SHARE OF EACH PROVINCE	QUANTITY					VALUE				
	1919-20	1920-21	1921-22	1922-23	1923-24	1919-20	1920-21	1921-22	1922-23	1923-24
GOVERNMENT STORES— <i>continued</i>						R	R	R	R	R
Textiles— <i>continued</i>										
Flax manufactures— <i>continued</i>										
Perala	—	—	—	—	—	20	2,840
Honjam Island	—	—	—	—	—	8,830	10
Other Foreign Countries	—	—	—	—	—	..	60
TOTAL FOREIGN COUNTRIES	—	—	—	—	—	8,850	2,410
Share of Bengal	—	—	—	—	—	544	11,375
„ Bombay	—	—	—	—	—	8,760	6,250
TOTAL	—	—	—	—	—	8,760	6,290	..	544	11,375
Wool manufactures—										
Piece goods—	Yards	Yards	Yards	Yards	Yards					
United Kingdom	29,719	1,93,101
Other British Possessions	28	..	25	50	..	100	..
TOTAL BRITISH EMPIRE	..	28	29,719	25	50	1,93,101	100	..
TOTAL FOREIGN COUNTRIES	..	65	5	70	250	23	308	..
Share of Bengal	65	5	104	250	23	498	..
„ Bombay	28	29,719	50	1,93,101
TOTAL	..	93	29,724	104	300	1,93,124	498	..
Other sorts—	Lbs.	Lbs.	Lbs.	Lbs.	Lbs.					
United Kingdom	468	1,344	8,300	2,400	5,030	9,600
Hongkong	1,558	5,415
Other British Possessions	43	121	20	270	308	30	..
TOTAL BRITISH EMPIRE	468	1,387	9,979	20	..	2,400	5,220	15,323	30	..
TOTAL FOREIGN COUNTRIES	..	92	274	441	830	293	1,500	..
Share of Bengal	40	1,608	260	5,633
„ Bombay	1,439	224	5,850	75
„ Sind	468	..	121	441	..	2,400	..	308	1,500	..
„ Madras	3,300	9,600
„ Burma	20	30	..
TOTAL	468	1,479	10,253	461	..	2,400	6,050	15,616	1,530	..
Vehicles (excluding Locomotives, etc., for Railways)—(a)										
Other sorts—										
United Kingdom	—	—	—	—	—	—	—	—	—	1,96,185
Straits Settlements (including Labuan)	—	—	—	—	—	—	—	—	—	5,000
TOTAL BRITISH EMPIRE	—	—	—	—	—	—	—	—	—	2,01,185
TOTAL FOREIGN COUNTRIES	—	—	—	—	—	—	—	—	—	148
Share of Bengal	—	—	—	—	—	—	—	—	—	60
„ Sind	—	—	—	—	—	—	—	—	—	1,96,273
„ Burma	—	—	—	—	—	—	—	—	—	5,000
TOTAL	—	—	—	—	—	—	—	—	—	2,01,333
All other articles—										
UNMANUFACTURED—										
United Kingdom	—	—	—	—	—	..	2,400	..	800	100
Ajan and Dependencies	—	—	—	—	—	280	21,060	28,271	102	8,753
Mesopotamia*	—	—	—	—	—	—	—	8,41,785	1,327	28,488
Bahrelul Islands	—	—	—	—	—	..	1,270
Ceylon	—	—	—	—	—	..	2,400
Straits Settlements (including Labuan)	—	—	—	—	—	..	1,010	48
Hongkong	—	—	—	—	—	1,760
Other British Possessions	—	—	—	—	—	20	505	..
TOTAL BRITISH EMPIRE	—	—	—	—	—	300	20,740	8,71,776	2,734	37,389

* Included in Turkey, Asiatic, prior to 1921-22.
(a) Separately recorded from 1923-24.

GENERAL EXPORTS

(992)

(GOVERNMENT STORES)
FOREIGN MERCHANDISE

No. 18—continued

ARTICLES, AND COUNTRIES OF FINAL DESTINATION; ALSO SHARE OF EACH PROVINCE	QUANTITY					VALUE				
	1919-20	1920-21	1921-22	1922-23	1923-24	1919-20	1920-21	1921-22	1922-23	1923-24
GOVERNMENT STORES— <i>continued</i>						R	R	R	R	R
All other articles— <i>continued</i>										
UNMANUFACTURED— <i>continued</i>										
Turkey, Asiatic
Persian Gulf						24,68,940	68,47,880	—	—	—
Maskat Territory and Trucial Oman						56,360	12,060	200	135	179
Persia						1,08,910	1,13,950	22,415	8,049	3,701
Benjam Island						29,140	..	408	190	397
China (exclusive of Hongkong and Macao)						15,540	360
Other Foreign Countries	20	..
TOTAL FOREIGN COUNTRIES						26,78,920	69,74,850	23,026	8,394	4,277
<i>Share of Bengal</i>	1,760	..	100
" <i>Bombay</i>						20,99,000	44,53,260	..	20	34,298
" <i>Sind</i>						5,80,220	25,49,500	8,93,042	10,708	7,220
" <i>Madras</i>	1,590
" <i>Burma</i>	400	48
TOTAL						26,79,220	70,04,540	8,04,802	11,128	41,668
MANUFACTURED—										
United Kingdom						60,000	10	2,34,920	64,934	25,907
Palestine						—	—	..	2,109	..
Aden and Dependencies						1,060	17,770	1,34,810	1,52,820	1,24,172
Mesopotamia*						—	—	42,76,889	1,49,162	3,67,977
Ceylon						4,740	4,220	19,153	30,494	48,184
Straits Settlements (including Labuan)	30	3,914
Hongkong	1,658	..	270
Egypt†	2,350	365	5,387	—
Nigeria (including British Cameroons)	13,257
Natal	20,600	..
Zanzibar and Pemba						5,200	..	101
Mauritius and Dependencies	2,222	406	1,117
Kenya Colony						40	—	135
Tanganyika Territory						—	—	1,943
Seychelles						2,840	6,560	1,416
Victoria						2,370	..	10
New South Wales	200	..
<i>Australian Commonwealth</i> <i>(Total)</i>						2,370	..	10	200	..
Other British Possessions						1,630	1,210	106	1,142	1,051
TOTAL BRITISH EMPIRE						78,480	32,120	46,86,004	4,26,093	5,12,598
Poland (including Dantzig)	1,57,710
Germany	5,09,634
Turkey, Asiatic
Red Sea	750
Persian Gulf						1,96,18,990	2,40,26,710	—	—	—
Maskat Territory and Trucial Oman						35,700	74,870	11,030	313	1,462
Other Native States in Arabia	832	1,514	540
Persia						3,67,170	6,35,230	1,78,529	64,615	22,811
Benjam Island						7,330	10,870	21,201	8,517	14,487
China (exclusive of Hongkong and Macao)	3,501	6	..
Japan	2,218
Egypt†	41,848
German East Africa						39,550
Other Foreign Countries						80
TOTAL FOREIGN COUNTRIES						2,00,18,820	2,56,48,430	8,86,437	74,975	83,360
<i>Share of Bengal</i>						620	..	43,438	26,299	18,146
" <i>Bombay</i>						1,93,98,920	2,31,62,060	49,71,247	3,69,440	3,30,380
" <i>Sind</i>						6,95,310	26,27,870	5,57,746	95,964	2,43,525
" <i>Madras</i>						27,470	620	..	40	..
" <i>Burma</i>						25,030	9,905	3,914
TOTAL						2,01,47,300	2,56,80,550	55,72,431	5,01,668	5,93,964

* Included in Turkey, Asiatic, prior to 1921-22.
† Shown as a Foreign country from 1923-24.
‡ Shown as "Tanganyika Territory" under the British Empire from 1921-22.

No. 18—concluded

ARTICLES, AND COUNTRIES OF FINAL DESTINATION; ALSO SHARE OF EACH PROVINCE	QUANTITY					VALUE				
	1919-20	1920-21	1921-22	1922-23	1923-24	1919-20	1920-21	1921-22	1922-23	1923-24
						R	R	R	R	R
GOVERNMENT STORES— <i>concluded</i>										
Grand total value of Govern- ment Stores—										
United Kingdom	—	—	—	—	—	2,57,080	1,01,160	8,26,022	43,72,522	5,72,888
Palestine	—	—	—	—	—	—	—	..	2,468	4,500
Aden and Dependencies	—	—	—	—	—	81,210	58,710	2,85,262	3,23,189	3,61,918
Mesopotamia *	—	—	—	—	—	—	—	61,86,680	2,04,157	4,79,587
Bahrain Islands	—	—	—	—	—	1,110	8,530	6,691	10,502	8,382
Ceylon	—	—	—	—	—	8,450	2,41,740	26,682	31,607	77,276
Straits Settlements (including Labuan)	—	—	—	—	—	1,57,090	12,03,100	6,70,167	16,110	50,699
Federated Malay States	—	—	—	—	—	..	450	1,785	12,375	..
Hongkong	—	—	—	—	—	59,570	14,250	58,126	74,499	40,751
Egypt†	—	—	—	—	—	..	4,570	2,965	1,36,813	—
Nigeria (including Br. Came- roons)	—	—	—	—	—	13,257
Natal	—	—	—	—	—	20,000	..
Mauritius and Dependencies	—	—	—	—	—	..	330	2,222	406	1,117
Zanzibar and Pemba	—	—	—	—	—	30,970	1,520	101	..	1,000
Kenya Colony	—	—	—	—	—	1,250	200	135	120	..
Tanganyika Territory	—	—	—	—	—	—	—	1,043
Seychelles	—	—	—	—	—	2,870	6,580	1,416
Victoria	—	—	—	—	—	5,920	880	10
New South Wales	—	—	—	—	—	3,900	150	..	744	..
Australian Commonwealth (Total)	—	—	—	—	—	9,320	530	70	744	..
Other British Possessions	—	—	—	—	—	300	..	50	..	132
TOTAL BRITISH EMPIRE.	—	—	—	—	—	5,59,670	16,41,070	80,83,414	52,05,581	15,98,240
Poland (including Danzig)	—	—	—	—	—	1,57,710
Germany	—	—	—	—	—	5,09,634
Turkey, Asiatic	—	—	—	—	—
Red Sea	—	—	—	—	—	50	42,430	—	—	—
Persian Gulf	—	—	—	—	—	2,53,19,500	3,94,75,580	—	—	—
Mascat Territory and Trucial Oman	—	—	—	—	—	1,06,610	1,41,870	21,238	25,466	21,792
Other Native States in Arabia	—	—	—	—	—	300	4,340	832	2,940	540
Persia	—	—	—	—	—	7,22,110	15,00,880	3,98,446	2,79,805	1,42,719
Benjam Island	—	—	—	—	—	57,080	32,030	29,728	30,543	24,159
Java	—	—	—	—	—	..	49,000
Siam	—	—	—	—	—	260	410	..	1,908	..
China (exclusive of Hongkong and Hsiao)	—	—	—	—	—	18,710	4,760	11,668	13,701	1,378
Japan	—	—	—	—	—	2,618
Egypt †	—	—	—	—	—	—	—	—	—	93,074
Portuguese East Africa	—	—	—	—	—	..	8,770
German East Africa‡	—	—	—	—	—	94,270	280	—	—	—
United States of America via Atlantic Coast	—	—	—	—	—	1,500	3,195	..
Other Foreign Countries	—	—	—	—	—	810
TOTAL FOREIGN COUNTRIES	—	—	—	—	—	2,63,19,700	4,12,66,000	11,80,756	3,57,657	2,86,780
INDIA										
Share of Bengal	—	—	—	—	—	2,09,530	12,03,280	8,10,803	1,45,548	3,96,881
Bombay	—	—	—	—	—	2,49,72,290	3,48,11,760	62,03,006	49,57,392	7,81,581
Sind	—	—	—	—	—	15,68,340	68,80,280	21,76,418	4,21,283	6,71,050
Madras	—	—	—	—	—	1,03,240	19,350	22,014	17,197	7,714
Burma	—	—	—	—	—	25,970	900	1,930	21,418	27,154
TOTAL	—	—	—	—	—	2,68,79,370	4,29,08,570	92,14,170	55,62,838	18,85,020

* Included in Turkey, Asiatic, prior to 1921-22.

† Shown as a Foreign country from 1923-24.

‡ Shown as "Tanganyika Territory" under the British Empire from 1921-22.

GOLD—IMPORTS and EXPORTS

No. 19

TOTAL QUANTITY and VALUE of the REGISTERED IMPORTS and EXPORTS of GOLD COIN and BULLION, in each Official Year from 1919-20 to 1923-24

COUNTRIES	IMPORTS					EXPORTS				
	1919-20	1920-21	1921-22	1922-23	1923-24	1919-20	1920-21	1921-22	1922-23	1923-24
QUANTITY	Ounces	Ounces	Ounces	Ounces	Ounces	Ounces	Ounces	Ounces	Ounces	Ounces
United Kingdom	Private	940,082	949,476	783,578	3,884,828	2,407,115	1,221,082	47	..	182
	Govt.	3,476,854	1,718,135	988,808
Gibraltar	13,659
Malta and Gozo	..	15,950
Aden and Dependencies	Private	813	136,197	111,701	61,347	91,593
	Govt.	25,625	97,399	12,841	11
Mesopotamia*	450,354	70,707	111,505	13,126	253
Bahrein Islands	Private	..	19,274	31,294	2,275	3,282	248
	Govt.	12,785	9,254	..
Ceylon	10,551	21,475	28,101	4	46	..	649	239
Straits Settlements (including Labuan)	19,258	105,596	560	43,343	9,409	..	11,987	2,808	..	1,055
Federated Malay States
Hongkong	188,766	750	2,379	21,951	25,656	..	10,753
Egypt †	34,074
Cape of Good Hope	47
Natal	Private	46	7,650	489,224
	Govt.	1
Zanzibar and Pemba	123	67,191	1,057	70	1,394
Kenya Colony	..	1,285	1,190	600	..
Mauritius and Dependencies (including Seychelles)	773	3,232	3,502
Australian Commonwealth	Private	80,884	98,074	190,296	445,029	499,558
	Govt.	1,155,462	6,328
New Zealand	Private	5,890	4,808	4,243	30,088	44,157
	Govt.	..	2,638
TOTAL BRITISH EMPIRE	Private	1,190,860	1,427,411	1,574,062	4,908,799	3,790,789	1,221,082	22,833	4,771	18,057
	Govt.	4,657,942	1,824,550	1,091,644	12,746	9,254	..
Sweden	..	16,470
Germany	88
France	10,855	808,472	174,365
Turkey, Asiatic	Private	1,249	340,288	2,526
	Govt.	..	2,398
Maskat Territory and Trucial Oman	Private	..	2,839	4,332	49	37	1,187	1,793
	Govt.	1,237
Other Native States in Arabia	..	25,025	24,894	7,087	3,844	..	1,875	..	211	440
Persia	Private	122	88	..	178	314
	Govt.	345	1,998
Java
China (exclusive of Hongkong and Macao)	Private	45,054	..	8,688	50,610	28,230	..	7,500
	Govt.	424,583
Japan	362	1,710,711	568,578
Egypt †	15,930
Portuguese East Africa	1,454	1,903	5,859
Italian East Africa (Eritrea and Somaliland)	..	2,399	174	70
French Somaliland	1,269
United States of America	Private	590,071	73,183	173,762	400,506	393,860	..	1,148,841	1,466,691	..
	Govt.	912,101
TOTAL FOREIGN COUNTRIES	Private	637,950	472,230	228,974	1,267,639	628,408	..	2,871,459	2,035,287	1,393
	Govt.	1,330,684	3,398	..	1,415	2,233
GRAND TOTAL QUANTITY	Private	1,834,810	1,899,641	1,798,936	6,876,338	4,320,248	1,221,082	2,894,286	2,040,038	19,455
	Govt.	5,994,626	1,827,948	..	1,415	..	1,091,644	12,746	9,254	..

* Included in Turkey, Asiatic, prior to 1921-22.
 † Included in Foreign countries from 1923-24.

[Continued on next page]

No. 19—continued

TOTAL QUANTITY and VALUE of the REGISTERED IMPORTS and EXPORTS of GOLD COIN and BULLION,
in each Official Year from 1919-20 to 1923-24—continued

COUNTRIES	IMPORTS					EXPORTS				
	1919-20	1920-21	1921-22	1922-23	1923-24	1919-20	1920-21	1921-22	1922-23	1923-24
VALUE	₹	₹	₹	₹	₹	₹	₹	₹	₹	₹
United Kingdom	Private 5,70,29,160	6,12,77,530	5,80,57,047	27,21,55,101	10,26,35,255	6,93,13,520	3,340	80	8,742	..
	Govt. 22,11,42,080	10,41,22,490	5,91,49,440
Gibraltar	9,90,470
Malta and Gozo	9,75,850
Aden and Dependencies	Private 40,760	92,10,790	88,51,094	43,57,096	62,54,386
	Govt. 15,00,000	56,55,580
Mesopotamia*	13,55,710	3,58,31,112	51,85,230	76,73,545	7,50,000	660	..	8,85,922	16,775
Bahrain Islands	Private	16,71,011	1,02,508	2,26,210	10,504	50,655
	Govt.
Ceylon	5,15,490	12,02,710	10,66,722	250	9,95,620	7,21,128
Straits Settlements (including Labuan)	8,81,480	62,73,140	39,250	20,61,780	7,08,950	..	3,120	10	42,036	15,700
Federated Malay States	82	..	8,10,640	2,12,921	..	72,070
Hongkong	99,82,550	50,540	2,24,295	15,87,011	17,33,861	..	8,31,600
Egypt †	22,55,773
Cape of Good Hope	2,030
Natal	Private 2,710	4,38,580	3,31,17,938
	Govt. 40
Zanzibar and Pemba	7,100	62,69,840	89,427	5,100	1,27,237
Kenya Colony	49,340	92,479	43,737	..
Mauritius and Dependencies (including Seychelles)	62,166	2,30,574	2,35,134
Australian Commonwealth	Private 16,93,740	59,72,420	1,50,34,303	3,16,64,430	3,30,71,678
	Govt. 6,77,33,420	4,46,880
New Zealand	Private 3,43,380	..	3,26,005	21,69,537	23,83,107
	Govt. ..	1,73,820
TOTAL BRITISH EMPIRE	Private 7,05,04,490	9,34,22,850	12,10,23,459	32,34,69,854	25,03,71,684	0,93,13,770	16,48,700	3,67,006	12,92,675	5,17,691
	Govt. 29,03,75,540	11,03,98,770	5,98,00,440	6,96,280	7,21,128
Sweden	12,73,680
Germany	2,876
France	8,17,745	5,74,61,312	1,17,48,574
Turkey, Asiatic	Private 73,290	2,84,07,650	1,47,120
	Govt. ..	1,89,670
Mascat Territory and Trucial Oman	Private ..	2,05,100	3,45,357	3,092	2,457	89,965	1,20,293
	Govt.	89,897
Other Native States in Arabia	17,60,680	19,80,477	4,04,934	2,60,830	..	98,750	..	13,992	20,538
Persia	Private 7,190	6,160	22,305
	Govt.	12,875
Java	24,060	1,63,857
China (exclusive of Hongkong and Macao)	Private 27,82,900	..	6,71,905	36,41,449	19,01,304	..	5,40,000
	Govt. 2,44,24,150	26,082	12,56,82,950	4,50,97,110
Japan
Egypt †	10,96,006
Portuguese East Africa	61,270	1,10,250	3,99,905
Italian East Africa (Eritrea and Somaliland)	1,48,980	13,080	5,041
French Somaliland	1,01,631
United States of America	Private 3,62,78,950	47,24,340	1,32,50,717	2,80,07,108	2,07,27,477	..	8,58,41,920	11,95,90,147
	Govt. 5,80,07,700
TOTAL FOREIGN COUNTRIES	Private 3,92,03,690	3,17,26,840	1,71,80,992	8,06,66,552	4,21,59,848	..	21,23,10,740	10,57,60,114	97,967	1,49,826
	Govt. 8,24,31,850	1,89,670	..	1,02,772
GRAND TOTAL VALUE	Private 10,97,08,180	12,51,49,690	13,82,04,421	41,31,36,406	29,25,31,532	6,93,13,770	21,39,59,440	16,01,27,720	13,30,632	6,67,517
	Govt. 37,28,07,390	11,05,88,440	..	1,02,772	..	5,98,00,440	6,96,280	7,21,128

No. 20

DESCRIPTION of GOLD IMPORTED and EXPORTED

	1919-20	1920-21	1921-22	1922-23	1923-24	1919-20	1920-21	1921-22	1922-23	1923-24
BULLION (bar, ingots, and other uncoloured gold)	6,304,662	2,670,742	776,108	4,258,531	3,116,509	1,710,812	2,598,604	1,404,777	787	154
	39,40,67,440	10,71,59,830	5,84,92,066	29,94,52,998	21,29,34,158	9,93,13,770	18,73,71,090	13,73,10,710	50,465	9,958
COIN—										
Sovereigns and other British gold coins	1,100,698	613,077	457,820	1,478,013	1,053,259	511,018	269,456	184,642	8,217	7,750
	6,93,61,740	4,03,16,480	3,50,39,557	10,38,98,127	7,11,89,773	2,98,91,440	1,76,91,000	1,55,89,400	3,62,523	5,22,993
Other coloured gold	334,081	433,870	585,008	110,280	135,189	..	138,972	160,873	13,421	1,988
	1,00,86,390	2,82,61,820	4,46,72,798	99,18,013	93,07,691	..	95,92,730	1,39,75,738	9,05,634	1,31,516

* Included in Turkey, Asiatic, prior to 1921-22.
† Included in Foreign countries from 1923-24.

ABSTRACT TABLES

(996)

SILVER—IMPORTS and EXPORTS

No. 21

TOTAL QUANTITY and VALUE of the REGISTERED IMPORTS and EXPORTS of SILVER COIN and BULLION, in each Official Year from 1919-20 to 1923-24

COUNTRIES	IMPORTS					EXPORTS					
	1919-20	1920-21	1921-22	1922-23	1923-24	1919-20	1920-21	1921-22	1922-23	1923-24	
QUANTITY	Ounces	Ounces	Ounces	Ounces	Ounces	Ounces	Ounces	Ounces	Ounces	Ounces	
United Kingdom	Private	25,969	26,066,802	38,567,757	49,042,763	49,355,948	..	207,213	5,398	13,758	1,259
	Govt.	2,522,183	128,976	16	615	..	3,745	..
Aden and Dependencies	Private	41,930	1,302,302	1,229,943	820,724	125,419	8,901	7,315	141,055
	Govt.	88,203	2,229	141,305	99,750
Mesopotamia *	Private	7,966,871	6,519,704	1,501,511	1,002	..	10,277
	Govt.	237,094	1,445
Bahrein Islands	Private	..	602,786	1,275,546	882,419	344,945	..	250,455	1,194,415	3,478,226	2,593,933
	Govt.	282,000
Ceylon	Private	3,344	436,463	158,101	..	2,562	1,425,201	789,751	161,757	8,881	1,136,503
	Govt.	2,964,396	1,125,000	..	187,500	..
Straits Settlements (including Labuan)		86,204	1,062,104	54,972	14,052	45,555	2,054,914	7,112,791	122,390	74,244	8,319
Federated Malay States	5,625	15,000	30,000	33,125
Hongkong	Private	16,056	620,026	379,838	857,218	454,780	..	114,975	1,054,041	1,805,009	..
	Govt.	30,713,544
Egypt†	Private	16,146	..	5,545
	Govt.	11,906
Natal	Private	1,193	176,227
	Govt.	2,248
Zanzibar and Pemba		1,657	7,204	18,043	13,088	163,074	..	1,103,953	185,810	157,938	9,230
Kenya Colony	8,324,534	869,342	93,549
Tanganyika Territory	Private	524,631	2,561,057	614,866
	Govt.	884,289
Mauritius and Dependencies (including Seychelles)	825,532	415,605	2,096,830	..	4,813,462	1,048	55,313	2,618,918
Australian Commonwealth	Private	..	1,266	2,984,341	6,483,723	3,707,871
	Govt.	2,068,080	48,213	32,098
New Zealand	Private	..	71,253	129,184	391,340	425,348
	Govt.	504,624
TOTAL BRITISH EMPIRE	Private	191,504	30,770,206	61,944,845	68,865,035	59,108,485	8,480,115	14,398,225	2,749,762	5,630,684	6,551,579
	Govt.	38,772,827	177,189	504,606	2,229	378,390	393,656	1,125,616	..	191,245	3,068
Netherlands	576	7,519	20,306
France	Private	104,610	291,030	485,685
	Govt.	2,252
Italy	4,170
Turkey, Asiatic	Private	243,686	759,757
	Govt.	35,968	2,314	69,003
Mandst Territory and Trucial Oman	Private	55,080	1,128,379	1,535,048	791,039	720,639	1,574	477,375	901,968	1,896,182	1,171,752
	Govt.	..	1,918	111,486	98,802	74,324	52,932
Other Native States in Arabia	Private	1,687	15,720	1,086,885	1,586,781	299,077	156,708	70,135	5,961
	Govt.	11,656
Persia	Private	44,496	189,899	856,590	1,134,710	496,707	..	1,038,678	..	423,867	51,244
	Govt.	1,635,906	805,065	..	743,357	743,243	112,899	..	4,076	..	16,179
Benjam Island	Private	6,876
	Govt.	3,336
Java	36,909	..	3,696	..	138,159	72,121	71,877	31,865
Siam	Private	1,176	98	..	123,079	332,376	245,268	96,621	..
	Govt.	32,158	6,808,304	8,087,360	4,325,494	1,029,983	..	3,808,715	5,568,661	2,054,876	6,726,509
Japan	319,317
Egypt †	2,565
Portuguese East Africa	79,652
Madagascar		451
Italian East Africa (Eritrea and Somaliland)	280,335	37,857	5,189
French Somaliland	57,042
United States of America	Private	..	1,962,162	4,895,326	18,526,048	44,140,061
	Govt.	60,084,770
TOTAL FOREIGN COUNTRIES	Private	378,734	11,464,021	11,277,279	28,784,270	47,532,094	1,574	5,457,927	6,946,726	4,621,077	8,007,037
	Govt.	61,708,896	809,797	111,486	848,615	817,567	234,834	..	7,412	..	16,179
GRAND TOTAL QUANTITY	Private	570,238	42,234,227	73,222,124	95,649,305	106,640,579	3,481,689	19,856,152	9,006,488	10,251,761	14,558,616
	Govt.	100,481,723	986,986	616,092	850,844	1,105,966	628,490	1,126,615	7,412	191,245	19,872

* Included in Turkey, Asiatic, prior to 1921-22.
 † Included in Foreign countries from 1923-24.

No. 21—continued

TOTAL QUANTITY and VALUE of the REGISTERED IMPORTS and EXPORTS of SILVER COIN and BULLION,
in each Official Year from 1919-20 to 1923-24—continued

COUNTRIES	IMPORTS					EXPORTS					
	1919-20	1920-21	1921-22	1922-23	1923-24	1919-20	1920-21	1921-22	1922-23	1923-24	
VALUE	R	R	R	R	R	R	R	R	R	R	
United Kingdom	Private	80,320	7,06,18,870	8,80,25,540	10,44,41,727	9,91,44,054	..	5,17,310	12,406	32,680	2,460
	Govt.	82,71,050	5,32,040	98	1,690	..	8,567	..
Aden and Dependencies	Private	1,02,450	27,88,550	29,11,022	19,07,508	2,78,072	19,640	15,158	2,82,484
	Govt.	2,87,348	5,369	3,80,240	2,66,000
Mesopotamia *	Private	—	—	1,88,42,152	1,49,23,317	38,00,791	—	—	2,246	..	10,868
	Govt.	—	—	6,38,000	—	—	3,000
Bahrain Islands	Private	..	15,94,450	33,72,733	23,00,332	9,14,493	..	6,53,100	31,89,913	93,41,747	60,37,978
	Govt.	7,52,000
Ceylon	Private	9,870	11,02,890	3,77,794	..	6,814	84,80,000	19,33,550	4,17,870	21,473	30,27,293
	Govt.	93,30,700	79,00,000	..	5,00,000	..
Straits Settlements (including Labuan)	..	2,29,780	28,01,850	1,41,312	37,912	1,21,232	23,97,650	1,03,02,420	2,80,822	1,94,614	16,591
Federated Malay States	15,000	40,000	80,000	89,000
Hongkong	Private	42,820	16,00,700	8,49,950	16,80,979	8,84,112	..	3,38,060	24,75,069	40,96,988	..
	Govt.	8,99,40,000
Egypt †	Private	40,890	..	14,498	..	—
	Govt.	81,200
Natal	Private	3,180	3,57,234	4,500
	Govt.
Zanzibar and Pemba	..	4,970	8,500	45,480	20,465	4,03,265	..	29,48,880	5,00,000	4,25,000	25,000
Kenya Colony	2,24,00,913	19,04,326	1,96,983
Tanganyika Territory	Private	14,11,757	55,51,035	12,45,071
	Govt.	8,83,936
Mauritius and Dependencies (including Seychelles)	4,76,000	11,14,500	55,94,555	..	1,28,35,900	2,360	1,46,759	70,20,000
Australian wealth	Private	..	3,810	70,56,505	1,46,25,871	79,88,003
	Govt.	65,86,050	1,10,160	72,274
New Zealand	Private	..	1,80,370	3,21,621	9,50,463	9,16,442
	Govt.	15,33,000
TOTAL BRITISH EMPIRE	Private	5,13,790	8,08,96,990	14,66,47,277	14,04,67,335	12,18,51,721	68,77,740	2,95,89,220	69,50,326	1,43,54,287	1,74,19,674
Govt.	11,56,00,800	6,42,200	11,93,590	5,369	10,18,240	10,49,200	30,01,690	..	5,08,567	8,400	
Netherlands	1,559
France	Private	2,35,139	5,98,154	9,89,803
	Govt.	6,020
Italy	8,435	
Turkey, Asiatic	Private	6,50,170	19,50,430
	Govt.	91,470	7,510	1,86,770
Maskat Territory and Trucial Oman	Private	1,46,570	20,41,670	39,62,232	20,16,090	18,23,021	4,200	12,59,000	23,67,963	50,87,900	31,53,635
	Govt.	..	5,120	3,00,000	2,51,876	2,04,000	1,41,200
Other Native States in Arabia	Private	4,500	40,000	25,98,537	36,35,997	7,16,578	4,24,923	1,86,720	10,848
	Govt.	31,367
Persia	Private	1,18,620	5,08,400	9,57,722	26,56,900	11,50,479	..	24,54,500	..	7,90,000	1,38,000
	Govt.	44,44,880	22,27,150	..	20,00,316	20,00,000	3,25,310	..	11,000	..	43,655
Benjam Island	Private	18,500
	Govt.	9,000
Java	Private	90,020	..	9,235	..	4,19,710	1,84,002	1,52,739	75,003
	Govt.
Siam	Private	3,110	280	..	3,31,200	8,94,398	6,60,000	2,60,000	..
	Govt.
China (exclusive of Hongkong and Macao)	Private	85,730	1,65,04,600	70,62,678	89,14,942	20,77,736	..	1,03,41,800	1,82,17,082	45,30,089	1,31,55,987
	Govt.	..	7,40,820
Japan	6,842	
Egypt †	
Portuguese East Africa	1,92,501	
Madagascar	1,320	
Italian East Africa (Eritrea and Somaliland)	..	6,19,700	83,494	11,520	
French Somaliland	95,298	
United States of America	Private	..	49,53,920	1,18,67,617	3,95,22,203	8,82,61,242
	Govt.	17,81,46,000
TOTAL FOREIGN COUNTRIES	Private	10,10,020	2,83,17,860	2,68,45,238	5,76,76,606	9,59,57,319	4,200	1,44,64,010	1,68,53,970	1,10,13,379	1,65,75,464
	Govt.	18,26,88,370	22,39,750	3,00,000	22,83,559	22,00,000	6,53,220	..	20,000	..	43,655
GRAND TOTAL VALUE	Private	15,23,810	10,00,14,850	17,32,92,515	20,71,42,941	21,78,09,040	58,81,940	4,40,55,230	2,38,04,296	2,53,77,646	3,39,95,138
	Govt.	29,63,49,170	28,81,980	14,93,590	22,88,928	32,18,240	17,02,570	30,01,690	20,000	5,08,567	52,055

* Included in Turkey, Asiatic, prior to 1921-22.
† Included in Foreign Countries from 1923-24.

ABSTRACT TABLES (998)
GOLD AND SILVER—IMPORTS and EXPORTS

No. 22

DESCRIPTION of SILVER IMPORTED and EXPORTED

	IMPORTS					EXPORTS				
	1919-20	1920-21	1921-22	1922-23	1923-24	1919-20	1920-21	1921-22	1922-23	1923-24
BULLION—										
<i>See</i>										
{ Ounces	98,437,491	34,857,030	50,172,466	79,917,592	99,722,278	33	1,644,530	6,588,662	3,874,323	6,740,934
{ R	29,28,53,980	9,06,28,900	11,50,05,101	17,07,32,500	20,04,76,864					
Other uncoloured silver						90	45,79,400	1,56,13,009	86,59,777	1,31,89,679
{ Ounces	3,362	975,491	121,747	10,573	47,877					
{ R	10,100	23,08,010	2,67,805	23,350	97,010					
COIN—										
Government of India										
rupees										
{ Ounces	493,015	4,535,834	12,724,010	4,152,529	6,449,657	1,633,065	10,739,539	2,436,620	5,831,792	7,561,975
{ R	13,16,330	1,22,27,580	3,42,34,306	1,09,73,724	1,73,06,213	44,91,400	2,86,38,770	66,97,096	1,57,00,800	2,02,73,055
British dollars								45,153		
{ Ounces										
{ R								1,05,650		
Straits dollars							5,970,440	58,559	8,910	7,161
{ Ounces										
{ R							86,28,420	1,38,991	19,614	14,326
Other coin										
{ Ounces	2,117,493	2,302,840	10,819,093	12,419,455	1,516,733	2,427,081	2,627,258	524,906	727,981	278,418
{ R	56,92,570	67,32,340	2,52,78,893	2,77,13,295	31,47,193	30,93,020	52,10,240	12,74,650	15,06,022	5,70,133

No. 23

TOTAL VALUE of the REGISTERED IMPORTS and EXPORTS of GOLD and SILVER COIN and BULLION, in each Official Year from 1919-20 to 1923-24

COUNTRIES	IMPORTS					EXPORTS				
	1919-20	1920-21	1921-22	1922-23	1923-24	1919-20	1920-21	1921-22	1922-23	1923-24
TOTAL OF GOLD AND SILVER—										
United Kingdom										
{ Private	5,71,09,430	13,18,93,000	14,69,82,587	37,65,96,828	20,17,79,909	6,93,13,520	5,20,650	12,436	41,322	2,400
{ Govt.	22,94,13,130	10,46,54,530	38			5,91,49,440	1,690		8,567	
Gibraltar				9,90,470						
Malta and Gozo		9,75,850								
Aden and Dependencies										
{ Private	1,49,200	1,19,99,340	1,17,62,116	62,64,604	65,32,458			10,840	15,158	2,82,484
{ Govt.	15,00,000	56,55,580	2,37,348	5,369	3,80,240	10,16,000	660			
Mesopotamia *										
{ Private			5,46,73,284	2,01,08,547	1,14,74,336			2,246	8,85,922	36,743
{ Govt.					6,38,000					3,900
Bahrain Islands		29,50,160	50,43,744	24,62,840	11,40,703		6,58,100	31,89,913	93,58,311	69,88,633
{ Private										
{ Govt.						7,52,000	6,95,620	7,21,128		
Ceylon										
{ Private	5,25,380	23,05,600	3,77,794		19,73,536	34,80,340	19,86,670	4,17,890	63,509	30,42,993
{ Govt.	93,30,700						39,00,000		5,00,000	
Straits Settlements (including Labuan)	11,11,260	90,74,990	1,90,562	29,99,001	8,30,182	23,97,650	1,11,13,060	5,03,743	1,94,614	88,661
Federated Malay States					32		15,000	40,000	80,000	88,000
Hongkong										
{ Private	1,00,25,470	16,51,240	10,74,155	32,48,800	20,17,973		11,09,660	24,75,069	40,96,936	
{ Govt.	8,99,40,000									
Egypt †										
{ Private	40,390		14,498	22,55,773						
{ Govt.						31,290				
Cape of Good Hope	2,030									
Natal										
{ Private	5,900	4,38,500			3,34,75,172					
{ Govt.	40									4,500
Zanzibar and Pemba	12,070	63,08,340	1,34,907	29,465	4,03,205		29,43,890	5,00,000	4,30,100	1,52,257
Kenya Colony		49,340	2,24,00,913	19,04,320	1,98,993			92,479	43,737	
Tanganyika Territory			14,11,757	55,51,035	12,45,071					
{ Private										
{ Govt.			8,83,930							
Mauritius and Dependencies (including Seychelles)			8,76,006	11,14,500	55,94,555		1,28,35,900	64,526	3,77,333	72,55,134
Australian Commonwealth										
{ Private	16,93,740	59,75,730	2,20,90,813	4,62,90,310	4,10,59,681					
{ Govt.	7,43,19,470	5,57,040	72,274							
New Zealand										
{ Private	3,43,380	4,96,760	6,47,620	31,20,000	38,99,540					
{ Govt.	15,33,000	1,73,820								
TOTAL BRITISH EMPIRE										
{ Private	7,10,18,280	17,41,19,840	26,76,70,736	47,29,37,199	37,22,23,106	7,51,91,510	5,12,37,920	73,17,932	1,55,86,942	1,79,37,363
{ Govt.	40,60,34,340	11,10,40,970	11,93,590	5,369	10,18,240	6,09,48,730	36,97,970	7,21,128	5,08,567	8,400

* Included in Turkey, Asiatic, prior to 1921-22.
† Included in Foreign Countries from 1923-24.

[Continued on next page

GOLD AND SILVER—IMPORTS and EXPORTS

No. 23—continued

TOTAL VALUE of the REGISTERED IMPORTS and EXPORTS of GOLD and SILVER COIN and BULLION, in each Official Year from 1919-20 to 1923-24—continued

COUNTRIES	IMPORTS					EXPORTS				
	1919-20	1920-21	1921-22	1922-23	1923-24	1919-20	1920-21	1921-22	1922-23	1923-24
	R	R	R	R	R	R	R	R	R	R
TOTAL OF GOLD AND SILVER —continued										
Sweden	12,73,680
Germany	2,876
Netherlands	1,550	16,931	41,991
France	{ Private Govt.	.. 6,020	10,52,884	5,80,40,400	1,27,38,377
Italy	8,435
Turkey, Asiatic	{ Private Govt.	7,23,460 91,470	2,54,48,080 1,97,180	1,47,120
Maskat Territory and Trucial Oman	{ Private Govt.	1,46,570 ..	31,46,770 5,120	43,07,589 8,00,000	20,10,332 3,41,773	18,25,478 2,00,000	4,200 1,41,200	12,50,000 ..	23,67,963 ..	51,71,865 ..
Other Native States in Arabia	{ Private Govt.	4,500 ..	18,00,680 ..	45,79,014 ..	41,30,931 81,367	9,77,408	98,750 ..	4,24,923 ..	2,00,712 ..
Persia	{ Private Govt.	1,25,810 44,44,880	5,12,560 22,27,150	9,57,722 ..	26,50,900 20,13,191	11,72,784 20,00,000	.. 3,25,310	24,54,500 11,000	7,90,000 ..
Henjam Island	{ Private Govt.	18,500 9,000
Java	90,020	24,060	9,235	..	4,10,710	3,47,859	1,52,739	75,003
Siam	3,110	260	..	8,31,200	8,94,398	6,60,000	2,60,000	..
China (exclusive of Hongkong and Macão)	{ Private Govt.	23,68,720 2,44,24,150	1,65,64,660 ..	77,34,583 ..	1,25,56,391 ..	39,70,130	1,08,81,800 ..	1,32,17,082 ..	45,80,089 1,31,55,987
Japan	7,40,820	..	29,082	12,56,82,950	4,50,97,110
Egypt*	11,03,248
Portuguese East Africa	61,270	1,10,250	1,92,501	..	3,90,905
Madagascar	1,320
Italian East Africa (Eritrea and Somaliland)	7,08,680	96,574	16,561
French Somaliland	1,96,979
United States of America	{ Private Govt.	8,62,78,950 23,61,53,700	96,78,260 ..	2,46,13,334 ..	6,75,20,309 ..	11,49,88,710	8,58,41,920 ..	11,95,99,147
TOTAL FOREIGN COUNTRIES	{ Private Govt.	4,02,13,710 26,51,20,220	6,00,44,700 24,29,450	4,38,26,200 3,00,000	14,73,43,158 23,86,331	13,81,17,167 22,0,000	4,200 6,63,250	22,67,76,750 ..	18,26,14,084 20,000	1,11,21,336 ..
GRAND TOTAL	{ Private Govt.	11,12,31,990 67,11,56,500	23,41,04,540 11,34,70,420	31,14,96,936 14,93,500	62,02,80,347 23,91,700	51,02,40,572 32,18,240	7,51,95,710 6,16,02,010	25,80,14,670 36,97,970	18,99,32,016 7,41,128	2,67,08,278 5,08,567

* Included in Foreign Countries from 1923-24.

ABSTRACT TABLES
CURRENCY NOTES—
IMPORTS and EXPORTS

(1000)

47658

No. 23A

TOTAL VALUE of the REGISTERED IMPORTS and EXPORTS of CURRENCY NOTES,
in each Official Year from 1919-20 to 1923-24

COUNTRIES	IMPORTS					EXPORTS				
	1919-20	1920-21	1921-22	1922-23	1923-24	1919-20	1920-21	1921-22	1922-23	1923-24
CURRENCY NOTES										
	R	R	R	R	R	R	R	R	R	R
United Kingdom	—	—	—	—	—	—
	Private	—	—	—	—	—
	Govt.	—	—	..	60,00,000	—	—	—
Aden and Dependencies	—	—	—	2,37,347	4,08,210	—	—	—
	Private	—	—	2,37,347	4,08,210	—	—	—
	Govt.	—	—	1,83,000	2,92,500	—	—	—	10,00,000	11,00,000
Mesopotamia	—	—	—	53,19,800	28,30,500	—	—	—	11,00,000	8,50,000
	Private	—	—	53,19,800	28,30,500	—	—	—	11,00,000	8,50,000
	Govt.	—	—	21,00,800	5,00,000	—	—	—
Ceylon	—	—	—	50,000	1,50,000	—	—	—
Federated Malay States	—	—	—	—	—	—	5,000	..
Kenya colony	—	—	—	—	—	—
	Private	—	—	—	—	—
	Govt.	—	—	4,03,152	..	—	—	—
Mauritius and Dependencies (including Seychelles)	—	—	—	30,01,000	60,00,000	—	—	—	..	20,000
TOTAL BRITISH EMPIRE	—	—	—	84,08,147	93,88,710	—	—	—	11,05,000	8,70,000
	Private	—	—	84,08,147	93,88,710	—	—	—	11,05,000	8,70,000
	Govt.	—	—	26,96,952	67,02,500	—	—	—	10,00,000	11,00,000
Maskat Territory and Trucial Oman	—	—	—	1,39,740	6,000	—	—	—	..	8,000
Other Native States in Arabia	—	—	—	11,18,423	22,52,404	—	—	—
	Private	—	—	11,18,423	22,52,404	—	—	—
	Govt.	—	—	2,60,664	..	—	—	—
Persia	—	—	—	2,01,710	39,627	—	—	—
	Private	—	—	2,01,710	39,627	—	—	—
	Govt.	—	—	7,743	2,423	—	—	—	8,50,000	34,800
Henjam Island	—	—	—	—	—	—
	Private	—	—	—	—	—
	Govt.	—	—	—	—	—	..	5,000
Italian East Africa	—	—	—	1,650	..	—	—	—
TOTAL FOREIGN COUNTRIES	—	—	—	15,51,523	22,98,121	—	—	—	..	8,000
	Private	—	—	15,51,523	22,98,121	—	—	—	..	8,000
	Govt.	—	—	2,68,427	2,423	—	—	—	8,50,000	30,500
GRAND TOTAL	—	—	—	1,01,59,670	1,16,86,831	—	—	—	11,05,000	8,78,000
	Private	—	—	1,01,59,670	1,16,86,831	—	—	—	11,05,000	8,78,000
	Govt.	—	—	26,64,379	67,04,923	—	—	—	18,50,000	11,30,800
TOTAL VALUE OF GOLD, SILVER, AND CURRENCY NOTES—										
Bengal	8,81,01,350	1,21,06,180	69,16,999	5,06,82,395	2,63,48,412	2,980	8,32,27,350	44,01,071	2,50,234	31,51,538
	Private	8,81,01,350	1,21,06,180	69,16,999	5,06,82,395	2,980	8,32,27,350	44,01,071	2,50,234	31,51,538
	Govt.	23,26,37,000	1,73,820	5,00,000	..
Bombay	7,17,16,460	21,78,28,850	30,20,54,757	59,17,53,728	47,83,54,936	7,21,92,730	22,10,94,620	18,26,13,781	2,32,00,895	2,67,62,694
	Private	7,17,16,460	21,78,28,850	30,20,54,757	59,17,53,728	7,21,92,730	22,10,94,620	18,26,13,781	2,32,00,895	2,67,62,694
	Govt.	43,40,72,720	11,20,64,330	14,93,590	58,56,079	40,18,188	6,04,91,500	30,02,359	..	11,04,500
Sind	1,59,190	20,17,970	22,00,258	81,18,219	64,49,947	..	23,00,000	15,98,000	40,77,100	25,36,726
	Private	1,59,190	20,17,970	22,00,258	81,18,219	..	23,00,000	15,98,000	40,77,100	25,36,726
	Govt.	44,44,880	12,32,270	11,10,510	6,95,620	7,41,128	..	87,355
Madras	11,64,610	18,58,000	96,860	22,93,937	84,52,307	30,00,000	11,35,620	1,48,610	2,81,285	31,44,687
Burma	380	7,68,540	2,28,062	25,96,743	24,15,401	..	2,57,080	11,75,554	45,264	5,000
	Private	380	7,68,540	2,28,062	25,96,743	..	2,57,080	11,75,554	45,264	5,000
	Govt.
TOTAL	11,12,31,990	28,41,64,540	31,14,96,936	63,04,40,017	52,20,27,403	7,51,95,710	26,80,14,670	18,09,32,016	2,78,18,278	3,55,41,955
	Private	11,12,31,990	28,41,64,540	31,14,96,936	63,04,40,017	7,51,95,710	26,80,14,670	18,09,32,016	2,78,18,278	3,55,41,955
	Govt.	67,11,56,560	11,34,70,420	14,93,590	53,56,079	1,00,13,163	6,16,02,010	36,97,970	7,41,128	11,91,856

ABSTRACT TABLES
GOLD—IMPORTS
(SHARE OF EACH PROVINCE)

No. 24

TOTAL VALUE of the REGISTERED IMPORTS and EXPORTS of GOLD and SILVER COIN and BULLION,
also CURRENCY NOTES, into and from each PROVINCE of BRITISH INDIA, in the Official Year 1923-24

COUNTRIES	IMPORTS					
	BENGAL	BOMBAY	SIND	MADRAS	BURMA	TOTAL
	R	R	R	R	R	R
GOLD—						
United Kingdom	1,48,231	15,92,87,607	31,25,207	..	74,210	16,26,35,255
Aden and Dependences	62,54,386	62,54,386
Mesopotamia	76,73,545	76,73,545
Bahrain Islands	2,26,210	2,26,210
Ceylon	13,21,875	..	6,44,847	..	19,66,722
Straits Settlements (including Labuan)	81,102	6,27,818	7,08,950
Federated Malay States	32	..	32
Hongkong	2,03,481	15,30,380	17,33,861
Natal	3,31,17,938	3,31,17,938
Australian Commonwealth	16,97,500	2,44,06,008	..	69,68,175	..	8,30,71,678
New Zealand	29,31,632	51,475	29,83,107
TOTAL BRITISH EMPIRE	20,49,212	23,52,10,196	31,76,632	76,94,156	22,32,428	25,08,71,684
Private
Govt.
France	1,17,48,574	1,17,48,574
Maskat Territory and Trucial Oman	2,457	2,457
Other Native States in Arabia	2,44,124	16,706	2,60,830
Persia	22,305	22,305
China	2,92,949	14,26,107	1,82,338	19,01,394
Egypt	10,96,906	10,96,906
Portuguese East Africa	3,99,905	3,99,905
United States of America	2,67,27,227	250	2,67,27,477
TOTAL FOREIGN COUNTRIES	2,92,949	4,16,67,605	16,706	..	1,82,588	4,21,59,818
Private
Govt.
GRAND TOTAL	23,42,161	27,68,86,801	31,93,338	76,94,156	21,15,026	29,25,31,582
Value in R
Private
Govt.
Quantity in ounces	36,418	4,98,665	46,871	112,612	31,782	4,329,218
Private
Govt.

[Continued on next page]

ABSTRACT TABLES
GOLD—EXPORTS
(SHARE OF EACH PROVINCE)

(1002)

No. 24—continued

TOTAL VALUE of the REGISTERED IMPORTS and EXPORTS of GOLD and SILVER COIN and BULLION, also CURRENCY NOTES, into and from each PROVINCE of BRITISH INDIA, in the Official Year 1923-24—continued

COUNTRIES	EXPORTS					
	BENGAL	BOMBAY	SIND	MADRAS	BURMA	TOTAL
	R	R	R	R	R	R
GOLD—						
Mesopotamia	18,875	18,875
Bahrain Islands	40,255	10,400	50,655
Ceylon	15,700	..	15,700
Straits Settlements (including Labuan)	72,070	72,070
Zanzibar and Pemba	1,27,257	1,27,257
Mauritius and Dependencies (including Seychelles)	1,20,000	95,297	..	10,237	..	2,35,134
TOTAL BRITISH EMPIRE { Private Govt.	1,20,000 ..	8,51,754 ..	10,400 ..	34,937	5,17,091 ..
Maskat Territory and Trucial Oman	1,12,374	7,919	1,20,293
Other Native States in Arabia	29,538	29,538
TOTAL FOREIGN COUNTRIES { Private Govt.	1,41,007 ..	7,919	1,49,820 ..
Value in R { Private Govt.	1,20,000 ..	4,93,661 ..	18,319 ..	34,937	6,67,517 ..
GRAND TOTAL						
Quantity in ounces { Private Govt.	1,789 ..	7,301 ..	271 ..	531	9,892 ..

ABSTRACT TABLES
SILVER—IMPORTS
(SHARE OF EACH PROVINCE)

No. 24—continued

TOTAL VALUE of the REGISTERED IMPORTS and EXPORTS of GOLD and SILVER COIN and BULLION, also CURRENCY NOTES, into and from each PROVINCE of BRITISH INDIA, in the Official Year 1923-24—continued

COUNTRIES	IMPORTS					
	BENGAL	BOMBAY	SIND	MADRAS	BURMA	TOTAL
	₹	₹	₹	₹	₹	₹
SILVER—						
United Kingdom	1,10,55,657	8,54,80,392	[19,65,680	6,43,526	..	9,91,44,054
Aden and Dependencies	2,78,072	2,78,072
		8,80,240	3,80,240
		38,00,791	38,00,791
		6,38,000	6,38,000
Mesopotamia
Bahrain Islands	8,95,643	18,850	9,14,493
Ceylon	6,500	314	..	6,814
Straits Settlements (including Labuan)	1,20,857	375	1,21,232
Hongkong	8,84,112	8,84,112
Natal	3,57,234	3,57,234
Zanzibar and Pemba	4,03,265	4,03,265
Kenya Colony	1,99,983	1,99,983
Tanganyika Territory	12,45,071	12,45,071
Mauritius and Dependencies (including Seychelles)	49,59,100	6,36,000	..	455	..	55,94,555
Australian Commonwealth	63,62,800	16,25,203	79,88,003
New Zealand	8,09,291	1,07,151	9,16,442
TOTAL BRITISH EMPIRE	2,31,92,848	9,59,09,917	19,83,930	7,65,151	375	12,18,51,721
	..	10,18,240	10,18,240
Netherlands	1,550	1,550
France	9,89,808	9,89,808
Italy	8,435	8,435
Maskat Territory and Trucial Oman	16,66,321	1,56,700	18,23,021
	..	2,00,000	2,00,000
Other Native States in Arabia	28,000	6,76,578	12,000	7,16,578
Perak	9,66,972	1,83,507	11,50,479
	..	20,00,000	20,00,000
Benjam Island	18,500	18,500
JAVA	9,235	9,235
Siam	8,94,398	8,94,398
China (exclusive of Hongkong and Macao)	1,08,328	19,69,408	20,77,736
Egypt	6,342	6,342
United States of America	6,68,340	8,67,31,080	8,61,822	8,82,61,242
TOTAL FOREIGN COUNTRIES	6,13,903	9,39,29,387	12,14,029	9,59,57,319
	..	22,00,000	22,00,000
GRAND TOTAL	2,40,06,251	18,98,39,304	31,97,959	7,65,151	375	21,78,09,040
	..	32,18,240	32,18,240
	10,801,467	93,892,969	1,582,060	363,933	150	106,640,579
	..	1,195,966	1,195,966

[Continued on next page]

ABSTRACT TABLES
SILVER—EXPORTS
(SHARE OF EACH PROVINCE)

(1004)

No. 24—continued

TOTAL VALUE of the REGISTERED IMPORTS and EXPORTS of GOLD and SILVER COIN and BULLION, also CURRENCY NOTES, into and from each PROVINCE of BRITISH INDIA, in the Official Year 1923-24—continued

COUNTRIES	EXPORTS					
	BENGAL	BOMBAY	SIND	MADRAS	BURMA	TOTAL
	₹	₹	₹	₹	₹	₹
SILVER—						
United Kingdom	2,460	2,460
Aden and Dependencies	2,82,484	2,82,484
Mesopotamia	19,868	19,868
			3,900	3,900
Bahrain Islands	62,93,078	16,47,000	69,37,078
Ceylon	300	243	..	30,26,750	..	30,27,293
Straits Settlements (including Labuan)	16,591	16,591
Federated Malay States	88,000	5,000	88,000
Natal
		4,500	4,500
Zanzibar and Pemba	25,000	25,000
Mauritius and Dependencies (including Seychelles)	30,00,000	40,20,000	70,20,000
TOTAL BRITISH EMPIRE	30,00,300	96,57,624	16,47,000	31,09,750	5,000	1,74,19,674
	..	4,500	3,900	8,400
Netherlands	41,991	41,991
Maskat Territory and Trucial Oman	23,28,218	8,25,417	31,53,635
Other Native States in Arabia	10,848	10,848
Persia	1,00,000	38,000	1,38,000
	43,655	43,655
Java	30,638	44,365	75,003
China (exclusive of Hongkong and Macao)	1,31,55,987	1,31,55,987
TOTAL FOREIGN COUNTRIES	30,638	1,56,81,409	8,63,417	1,65,75,464
	43,655	43,655
Value in ₹	30,30,978	2,53,39,033	25,10,417	31,09,750	5,000	3,39,95,188
	..	4,500	47,555	52,055
Quantity in ounces	1,135,387	11,323,506	930,569	1,107,154	2,000	14,568,616
	..	2,248	17,624	19,872
GRAND TOTAL						

ABSTRACT TABLES
GOLD AND SILVER—IMPORTS
(SHARE OF EACH PROVINCE)

No. 24—continued

TOTAL VALUE of the REGISTERED IMPORTS and EXPORTS of GOLD and SILVER COIN and BULLION, also CURRENCY NOTES, into and from each PROVINCE of BRITISH INDIA, in the Official Year 1923-24—continued

COUNTRIES	IMPORTS					
	BENGAL	BOMBAY	SIND	MADRAS	BURMA	TOTAL
	R	R	R	R	R	R
TOTAL OF GOLD AND SILVER—						
United Kingdom	1,12,03,888	24,47,67,009	50,00,287	6,43,525	74,210	26,17,79,009
Aden and Dependencies						
Private	..	65,82,458	65,82,458
Govt.	..	8,80,240	8,80,240
Mesopotamia						
Private	..	1,14,74,336	1,14,74,336
Govt.	..	6,38,000	6,38,000
Bahrein Islands			18,850	18,850
Ceylon	6,500	18,21,875	..	6,45,161	..	19,73,536
Straits Settlements (including Labuan)	2,01,959	6,28,228	8,30,182
Federated Malay States	32	..	32
Hongkong	2,03,481	8,84,112	15,30,380	26,17,973
Natal	3,34,75,172	3,34,75,172
Zanzibar and Pemba	4,03,265	4,03,265
Kenya Colony	1,96,983	1,96,983
Tanganyika Territory	12,45,071	12,45,071
Mauritius and Dependencies (including Seychelles)	49,58,100	6,36,000	..	455	..	55,94,555
Australian Commonwealth	80,00,300	2,40,31,208	..	69,68,175	..	4,10,59,681
New Zealand	8,09,291	30,38,788	51,475	38,99,549
TOTAL BRITISH EMPIRE						
Private	2,52,41,560	33,11,20,118	51,60,612	84,59,307	22,32,813	87,22,23,405
Govt.	..	10,18,240	10,18,240
Netherlands	1,550	1,550
France	1,27,38,377	1,27,38,377
Italy	8,435	8,435
Meskat Territory and Trucial Oman						
Private	..	16,68,778	1,56,700	18,25,478
Govt.	..	2,00,000	2,00,000
Other Native States in Arabia	28,000	9,20,702	28,708	9,77,408
Persia	9,89,277	1,83,507	11,72,784
Private	..	20,00,000	20,00,000
Govt.
Henjam Island	18,500	18,500
Java	9,235	9,235
Siam	8,94,398	8,94,398
China (exclusive of Hongkong and Macao)	4,01,277	38,95,515	1,82,338	39,79,130
Egypt	11,03,248	11,03,248
Portuguese East Africa	3,99,905	3,99,905
United States of America	6,68,340	11,34,58,307	8,61,822	..	250	11,49,88,719
TOTAL FOREIGN COUNTRIES						
Private	11,06,852	13,55,96,992	12,30,785	..	1,82,588	13,81,17,167
Govt.	..	22,00,000	22,00,000
GRAND TOTAL VALUE						
Private	2,63,48,412	46,67,26,105	63,91,347	84,59,307	24,15,401	51,03,40,572
Govt.	..	32,18,240	32,18,240

(Continued on next page)

ABSTRACT TABLES
GOLD AND SILVER—EXPORTS
(SHARE OF EACH PROVINCE)

(1006)

No. 24—continued

TOTAL VALUE of the REGISTERED IMPORTS and EXPORTS of GOLD and SILVER COIN and BULLION, also CURRENCY NOTES, into and from each PROVINCE of BRITISH INDIA, in the Official Year 1923-24—continued

COUNTRIES	EXPORTS					
	BENGAL	BOMBAY	SIND	MADRAS	BURMA	TOTAL
	₹	₹	₹	₹	₹	₹
TOTAL OF GOLD AND SILVER—						
United Kingdom	2,460	2,460
Aden and Dependencies	2,82,484	2,82,484
Mesopotamia	36,743	36,743
			3,900	3,900
Bahrein Islands	53,31,233	16,67,400	69,98,633
Ceylon	300	248	..	30,42,450	..	30,42,998
Strait Settlements (including Labuan)	88,661	88,661
Federated Malay States	83,000	5,000	88,000
Natal
	..	4,500	4,500
Zanzibar and Pemba	1,52,257	1,52,257
Mauritius and Dependencies (including Seychelles)	31,20,600	41,15,297	..	10,237	..	72,55,134
TOTAL BRITISH EMPIRE	31,20,900	1,00,00,278	16,57,400	31,44,087	5,000	1,79,37,365
	..	4,500	3,900	8,400
Netherlands	41,991	41,991
Mascat Territory and Trucial Oman	24,40,592	8,83,336	32,78,928
Other Native States in Arabia	40,381	40,381
Persia	1,00,000	38,000	1,38,000
	43,655	43,655
Java	30,638	44,365	75,003
China (exclusive of Hongkong and Macao)	1,31,55,987	1,31,55,987
TOTAL FOREIGN COUNTRIES	30,638	1,58,23,316	8,71,336	1,67,25,290
	43,655	43,655
GRAND TOTAL VALUE	31,51,538	2,58,32,694	25,28,736	31,44,687	5,000	3,46,62,655
	..	4,500	47,555	52,055

ABSTRACT TABLES
CURRENCY NOTES—IMPORTS AND
EXPORTS (SHARE OF EACH PROVINCE)

No. 24—concluded

*TOTAL VALUE of the REGISTERED IMPORTS and EXPORTS of GOLD and SILVER COIN and BULLION,
also CURRENCY NOTES, into and from each PROVINCE of BRITISH INDIA, in the Official Year 1923-24—concluded*

COUNTRIES	IMPORTS					
	BENGAL	BOMBAY	SIND	MADRAS	BURMA	TOTAL
CURRENCY NOTES—	R	R	R	R	R	R
United Kingdom
{ Private
{ Govt.	60,00,000	60,00,000
Aden and Dependencies	4,08,210	4,08,210
{ Private	..	4,08,210	4,08,210
{ Govt.	..	2,92,500	2,92,500
Mesopotamia	27,95,500	35,000	28,30,500
{ Private	..	27,95,500	35,000	28,30,500
{ Govt.	..	5,00,000	5,00,000
Ceylon	1,50,000	1,50,000
Mauritius and Dependencies (including Seychelles)	60,00,000	60,00,000
TOTAL BRITISH EMPIRE	98,58,710	35,000	98,93,710
{ Private	..	98,58,710	35,000	98,93,710
{ Govt.	..	7,92,500	60,00,000	67,92,500
Maskat Territory and Trucial Oman	6,000	6,000
Other Native States in Arabia	22,52,404	23,000	22,75,404
Persia	39,428	39,428
{ Private	..	39,428	39,428
{ Govt.	..	2,428	2,428
TOTAL FOREIGN COUNTRIES	22,75,121	23,000	22,98,121
{ Private	..	22,75,121	23,000	22,98,121
{ Govt.	..	2,428	2,428
GRAND TOTAL VALUE	1,18,28,831	58,000	1,18,86,831
{ Private	..	1,18,28,831	58,000	1,18,86,831
{ Govt.	..	7,94,923	60,00,000	67,94,923
	EXPORTS					
Aden and Dependencies
{ Private
{ Govt.	..	11,00,000	11,00,000
Mesopotamia	8,50,000	8,50,000
Mauritius and Dependencies (including Seychelles)	20,000	20,000
TOTAL BRITISH EMPIRE	8,70,000	8,70,000
{ Private	..	8,70,000	8,70,000
{ Govt.	..	11,00,000	11,00,000
Maskat Territory and Trucial Oman	8,000	8,000
Persia
{ Private
{ Govt.	34,800	34,800
Honjam Island
{ Private
{ Govt.	5,000	5,000
TOTAL FOREIGN COUNTRIES	8,000	8,000
{ Private	8,000	8,000
{ Govt.	39,800	39,800
GRAND TOTAL VALUE	8,70,000	8,000	8,78,000
{ Private	..	8,70,000	8,000	8,78,000
{ Govt.	..	11,00,000	39,800	11,39,800

APPENDIX A.

ALTERATIONS IN THE RECORD OF ARTICLES IN THE ANNUAL
STATEMENT OF TRADE.

THE FOLLOWING ALTERATIONS WERE MADE IN THE STATEMENT OF THE SEA-BORNE TRADE OF BRITISH INDIA
WITH THE BRITISH EMPIRE AND FOREIGN COUNTRIES FOR 1923-24.

IMPORTS OF BRITISH AND FOREIGN MERCHANDISE.

	Page.	
PRIVATE MERCHANDISE—		
EARTHENWARE AND PORCELAIN—		
Earthenware—		
Pipes of earthenware	156	Formerly shown under "Building an Engineering Materials." Now transferred to "Earthenware and Porcelain." } Now shown separately.
Sanitary ware	156	
Other kinds	156	
MACHINERY AND MILLWORK—		
Prime-movers (<i>other than</i> electrical)—		
Locomotives (<i>excluding</i> those for railways)—		
Oil Engines	255	"Number" shown separately.
Parts of oil engines	255	Now shown separately.
Steam Engines	255	"Number" shown separately.
Parts of steam engines	256	Now shown separately.
Other than locomotives—		
Gas engines	256	} Now shown separately.
Parts of gas engines	257	
Oil Engines	257	"Number" shown separately.
Parts of oil engines	258	Now shown separately.
Steam Engines	258	"Number" shown separately.
Parts of steam engines	259	Now shown separately.
Machinery, <i>not being</i> prime-movers or electrical machinery—		
Agricultural machinery—		
Ploughs and parts.	265	Now shown separately.
METALS AND ORES—		
Iron or Steel—		
Sheets and plates—		
Tinned—		
Tin plates	307	} Now shown separately.
Other sorts	307	
PAPER AND PASTEBOARD—		
Paper—		
Printing paper—		
News printing	359	} Now shown separately.
Other sorts	359	
Writing paper and envelopes—		
Writing paper in large sheets	361	} Now shown separately.
Note and letter paper and envelopes	361	
Old newspaper in bales and bags	363	
Pasteboard, millboard, and cardboard of all kinds—		
Straw boards	366	} Now shown separately.
Other kinds	367	
Manufactures of pasteboard, millboard and cardboard	367	

APPENDIX A—continued

IMPORTS OF BRITISH AND FOREIGN MERCHANDISE—continued

PRIVATE MERCHANDISE—continued	Page.	
PRECIOUS STONES AND PEARLS, UNSET—		
Diamonds	375	} Now shown separately.
Other Precious stones	376	
PROVISIONS AND OILMAN'S STORES—		
Farinaceous and patent foods—		
Farinaceous foods in bulk	388	} Now shown separately.
Milk foods for infants and invalids (wholly or mainly milk)	389	
Other sorts	389	
RUBBER—		
Manufactures—		
Tyres and tubes for cycles	402	Now shown separately.
STATIONERY (excluding PAPER)—		
Penci's (excluding slate pencils)	422	} Now shown separately.
Other sorts	423	
SUGAR—		
Beet Sugar.	430	Now shown separately.
TEXTILES—		
COTTON—		
Manufactures—		
Hosiery—		
Stockings and socks	449	Now shown separately.

EXPORTS OF INDIAN MERCHANDISE.

PRIVATE MERCHANDISE—		
EARTHENWARE AND PORCELAIN—		
Pipes of earthenware	585	Formerly shown under "Building and Engineering Material." Now transferred to "Earthenware and Porcelain."
GRAIN, PULSE AND FLOUR—		
Boiled rice	606,607	Now shown separately.
OILS—		
Mineral—		
Dangerous petroleum flashing below 76° F.—		
Benzine and petrol	} 675	} Now shown as "Petroleum dangerous flashing below 76° F. including Petrol, Benzine and Fenzol."
Fenzol and other motor spirits		

Appendix B

CLASSIFICATION OF SUMMARIES (IMPORTS)

CLASSIFICATION, BY SECTIONS, OF THE ARTICLES SPECIFIED IN TABLE 4
(IMPORTS—BRITISH AND FOREIGN MERCHANDISE)

Classes, Sections and Articles.

I.—FOOD, DRINK, AND TOBACCO—		
A. Fish (excluding canned fish)—		
Fish, dry, unsalted.	Fishmaws and sharkfins.	Fish, other sorts.
„ „ salted.	Fish, wet, salted (<i>ngāpi</i>).	
B. Fruits and Vegetables—		
Fresh fruits and vegetables—	Fruits and vegetables: dried,	Fruits and vegetables dried,
(a) Fresh fruits—	salted, or preserved, <i>not being</i>	salted, or preserved, <i>not being</i>
(i) Coconuts.	canned or bottled—	canned or bottled— <i>contd.</i>
(ii) Others.	(a) Almonds.	(c) Dates.
(b) Fresh vegetables of all kinds.	(b) Currants and raisins.	(d) Other sorts.
C. Grain, Pulse, and Flour—		
Barley.	Oats.	Rice flour.
Beans (dry).	Pulse.	Wheat.
Gram.	Rice in the husk.	Wheat flour in bags.
Jowar and bajra.	Rice not in the husk.	Other sorts.
D. Liquors—		
Ale, beer, and porter—	Spirit— <i>contd.</i>	Wines— <i>contd.</i>
(a) Ale and beer—	(c) Liqueurs.	(d) Sherry, Madeira, and Marsala.
(i) In bottle.	(d) Rum.	(e) Still white wines, <i>other than</i>
(ii) In bulk.	(e) Whisky.	Sherry, Madeira, and Mar-
(b) Stout and porter—	(f) Other sorts.	sala.
(i) In bottle.	Wines—	(f) Other sorts, <i>including ver-</i>
(ii) In bulk.	(a) Champagne and other spark-	mouth and ginger wine.
Cider and other fermented	ling wines.	
liquors.	(b) Port.	
Spirit—	(c) Still red wines, <i>other than</i>	
(a) Brandy.	port.	
(b) Gin.		
E. Provisions and Oilman s stores—		
Bacon and hams.	Cheese (<i>including</i> canned).	Isinglass.
Biscuits and cakes.	Cocoa and chocolate.	Jams and jellies.
Butter (<i>including</i> canned).	Farinaceous and patent foods—	Lard.
Canned and bottled pro-	(a) Farinaceous foods in bulk.	Milk, condensed and preserved
visions (<i>not specified else-</i>	(b) Milk foods for infants and	(<i>including</i> milk cream).
where)—	invalids (wholly or mainly	Pickles, chutnies, sauces and condi-
(i) Canned or bottled fruits.	milk).	ments.
(ii) Tinned or canned fish.	(c) Other sorts.	Vinegar (<i>excluding</i> bottled vinegar).
(iii) Others.	Ghi.	Other sorts of provisions.
F. Spices—		
Betelnuts.	Cinnamon.	Pepper.
Cardamoms.	Cloves.	Other sorts
Cassia.	Ginger.	
Chillies.	Nutmegs.	
G. Sugar—		
Sugar, 16 Dutch standard and	Molasses.	Beet sugar.
above.	Confectionery.	
Sugar, 15 Dutch standard and	Saccharin.	
below.		

APPENDIX B—*continued*
CLASSIFICATION OF TABLE 4—*continued*

I.—FOOD, DRINK, AND TOBACCO—<i>continued</i>.		
H. Tea—		
Tea, black.		Tea, green.
I. Other food and drink—		
Coffee, <i>other than</i> roasted or ground.	Hops. Salt.	
J. Tobacco—		
Unmanufactured.	Manufactured— <i>contd.</i>	Manufactured— <i>concl'd.</i>
Manufactured— (a) Cigars.	(b) Cigarettes. (c) Tobacco for pipes and cigarettes.	(d) Other sorts.
II.—RAW MATERIALS AND PRODUCE AND ARTICLES MAINLY UNMANUFACTURED—		
A. Coal—		
Coal.		
B. Other Non-metallic mining and quarry products and the like—		
Asbestos— Raw.	Mica— In blocks. In splittings.	Stone and Marble— Stone and marble. Articles of stone and marble.
Building and Engineering materials, <i>other than</i> of iron, steel, or wood—	Precious Stones and Pearls, unset—	
Asphalt.	Diamonds.	
Chalk, French.	Other precious stones.	
China Clay.	Pearls.	
Graphite crucibles.		
C. Fodder, Bran, and Pollards—		
Fodder, Bran and Pollards (<i>excluding</i> oil-cake).		
D. Gums, Resins and Lac—		
Gums and resins—	Gums and resins— <i>contd.</i>	Lac— <i>contd.</i>
(a) Arabic.	(e) Rosin.	(b) Shell and button.
(b) Benjamin.	(f) Other sorts.	(c) Other kinds (<i>excluding</i> lac-dye).
(c) Dammer (resins).	Lac—	
(d) Olibanum or frankincense.	(a) Stick and seed.	
E. Hides and Skins, raw or undressed—		
Hides, raw.	Skins, raw.	
F. Metallic ores, and scrap iron or steel for re-manufacture—		
Ores—	Ores— <i>contd.</i>	Iron or steel, old, for re-manufacture.
(a) Copper.	(c) Lead.	
(b) Iron.	(d) Unenumerated.	
G. Oils, Vegetable, Mineral and Animal—		
Animal—	Mineral— <i>contd.</i>	Natural— <i>contd.</i>
(a) Fish oil.	(e) Paints, solutions and compositions, dangerous, flashing below 76° F.	Otto Rose.
(b) Other kinds.	(f) Other kinds.	Peppermint.
Essential—	Natural—	Other sorts.
Synthetic.	Almond.	Vegetable, non-essential—
Mineral—	Bergamot.	(a) Castor.
(a) Fuel oils.	Cajuputi.	(b) Coconut.
(b) Kerosene—	Camphor.	(c) Cotton seed.
(i) In bulk.	Cloves.	(d) Groundnut.
(ii) In tins.	Dill.	(e) Linseed.
(c) Lubricating oils—	Eucalyptus.	(f) Mustard or rape.
(i) Batching oils.	Lavender.	(g) Sesamum (til or jinjili).
(ii) Other lubricating oils.	Lemon.	(h) Tung oil.
(d) Petroleum, dangerous, flashing below 76° F <i>including</i> Petrol, Benzine, and Benzol.		(i) Other sorts.

APPENDIX B—*continued*
CLASSIFICATION OF TABLE 4—*continued*

II.—RAW MATERIALS AND PRODUCE AND ARTICLES MAINLY UNMANUFACTURED—<i>continued.</i>		
H. Oil-cakes of all kinds—		
Oil-cakes.		
I. Paper making materials—		
Pulp of wood.	Rags and other materials.	
J. Rubber, raw or crude—		
Rubber, raw.		
K. Seeds, including nuts for oils—		
Oil-seeds—	Oil-seeds— <i>contd.</i>	Oil-seeds— <i>concl'd.</i>
(a) Essential.	(b) Non-essential— <i>contd.</i>	(b) Non-essential— <i>concl'd.</i>
(b) Non-essential—	(iv) Groundnuts.	(ix) Sesamum (til or jinjili).
(i) Castor.	(v) Linseed.	(x) Tea.
(ii) Copra or coconut kernel.	(vi) Mustard.	(xi) Others.
(iii) Cotton.	(vii) Poppy.	Other than oil-seeds.
	(viii) Rape.	
L. Tallow, Stearine and Wax—		
Tallow and stearine—	Wax of all kinds, <i>other than</i> paraffin wax (<i>excluding</i> candles).	
Grease (<i>excluding</i> mineral grease).		
Other sorts.		
M. Cotton, raw and waste—		
Cotton, raw.	Cotton, waste.	
N. Jute, raw—		
Jute, raw.		
O. Silk, raw and waste—		
Silk, raw.	Silk, waste.	
P. Wool, raw—		
Wool, raw.		
Q. Other textile materials—		
Flax, raw.	Hemp, raw.	Other textiles—raw.
R. Wood and Timber—		
Timber, <i>other than</i> railway sleepers—	Wood—	
(a) Deal and pine wood.	(a) Firewood.	
(b) Jarrah wood.	(b) Ornamental wood—	
(c) Teak wood.	(i) Ebony.	
(d) Other timber.	(ii) Sandal.	
	(iii) Other kinds.	
S. Miscellaneous—		
Bristles and fibre for brushes and brooms—	Manures—	Shells and Cowries—
(a) Bristles.	(a) Artificial and mineral manures—	(a) Cowries.
(b) Fibre.	Nitrate of Soda.	(b) Shells—
Canes and Rattans.	Others.	(i) Shells (chanks, sankhli, large ornamental shells, cowras, mother-of-pearl shells, and oyster shells).
Coir, unmanufactured.	(b) Bones.	(ii) Tortoise shell (<i>including</i> nakhla or nakh).
Coral.	(c) Guano.	Specimens illustrative of natural science.
Feathers.	(d) Sulphate of ammonia.	All other articles of merchandise, unmanufactured.
Hair and manufactures of hair—	(e) Other kinds (<i>excluding</i> oil-cake).	
Hair of all kinds.	Plants, living, <i>including</i> Bulbs and Seeds for sowing.	
Horns, tips and pieces of horn, and hornmeal.		
Ivory, unmanufactured.		

APPENDIX B—*continued*
CLASSIFICATION OF TABLE 4—*continued*

III.—ARTICLES WHOLLY OR MAINLY MANUFACTURED—

A. Apparel—

Apparel (<i>excluding</i> hosiery and boots and shoes)— Apparel (<i>including</i> drapery, uniforms, accoutrements).	Boots and Shoes— (a) of leather. (b) of other materials. Gold and silver thread.	Hats, caps, bonnets and hatter's ware. Lametta. Second-hand clothing. Water-proofed clothing.
---	---	--

B. Arms, Ammunition and Military Stores—

Cartridge cases— (a) Filled. (b) Empty. Explosives— (a) Ammonal. (b) Blasting fuse. (c) Blasting gelatine.	Explosives— <i>contd.</i> (d) Dynamite. (e) Gelatine dynamite. (f) Other nitro-compound explosives. (g) Detonators. (h) Others.	Firearms, and parts thereof. Gunpowder— (a) Black. (b) Smokeless. (c) Others. Other sorts.
--	--	---

C. Chemicals, Drugs, and Medicines—

Chemicals and chemical preparations (<i>excluding</i> chemical manures and medicines)— (1) Acids— (a) Acetic (Pyroligneous acid). (b) Carbolic. (c) Citric. (d) Nitric. (e) Oxalic. (f) Sulphuric. (g) Tartaric. (h) Other sorts. (2) Alum. (3) Aluminous sulphates. (4) Ammonia and salts thereof— (a) Anhydrous. (b) Others. (5) Arsenic and its oxides. (6) Bleaching materials— (a) Bleaching powder (calcium hypochlorate, chloride of lime). (b) Other sorts. (7) Carbide of calcium. (8) Copperas (ferrous sulphate). (9) Copper sulphate. (10) Disinfectants— (a) Naphthalene. (b) Others. (11) Glycerine. (12) Lead compounds— (a) Acetate.	Chemicals and chemical preparations— <i>contd.</i> (12) Lead compounds— <i>contd.</i> (b) Litharge. (c) Others. (13) Magnesium compounds— (a) Chloride. (b) Sulphate. (c) Others. (14) Potassium compounds— (a) Bichromate. (b) Chlorate. (c) Cyanide of potassium. (d) Saltpetre (potassium nitrate). (e) Other sorts. (15) Soda compounds— (a) Bicarbonate of soda (sodium bicarbonate). (b) Bichromate of soda. (c) Borax (<i>including</i> boracic acid). (d) Caustic soda (sodium hydroxide). (e) Chromate of soda. (f) Cyanide of sodium. (g) Soda sulphide. (h) Sodium carbonate (soda ash and soda crystals). (i) Sodium silicate. (j) Other sorts. (16) Sulphur (Brimstone).	Chemicals and chemical preparations— <i>concl.</i> (17) Zinc compounds— (a) Chloride. (b) Others. (18) Other sorts of chemicals. Drugs and medicines (<i>excluding</i> chemicals and narcotics)— (a) Aloes. (b) Asafoetida. (c) Belladonna and preparations thereof. (d) Camphor. (e) Cassia lignea. (f) Cinchona bark. (g) Cocaine. (h) Morphia and preparations of opium and morphia. (i) Proprietary and patent medicines. (j) Quinine Salts— (i) Quinine sulphate or bisulphate. (ii) Quinine hydrochloride or d'hydrochloride. (iii) Other sorts. (k) Sarsaparilla and preparations thereof. (l) Storax, <i>including</i> liquid storax (rose melloes). (m) Other sorts of drugs and medicines. Opium. Spirit present in drugs, medicines or chemicals.
--	---	--

APPENDIX B--continued

CLASSIFICATION OF TABLE 4--continued

III.—ARTICLES WHOLLY OR MAINLY MANUFACTURED—continued.

D. Cutlery, hardware, implements and instruments (excluding Electrical instruments and apparatus)—

Clocks and watches and parts thereof—	Hardware, <i>excluding</i> cutlery and electro-plated ware— <i>contd.</i>	Instruments, apparatus, and appliances and parts thereof— <i>contd.</i>
(a) Clocks and time-pieces.	(g) Implements and tools, <i>other than</i> agricultural implements and machine tools.	(a) Musical— <i>contd.</i>
(b) Watches.	(h) Lamps, metal.	(iii) Talking machines and accessories—
(c) Parts of clocks and watches.	(i) Lamps, glass.	1. Talking machines.
Cutlery—	(j) Parts of lamps (<i>other than</i> glass).	2. Records.
(a) Pruning knives.	(k) Safes and strong boxes of metal.	3. Accessories.
(b) Other kinds.	(l) Stoves.	(iv) Other sorts <i>including</i> parts of musical instruments.
Electro-plated ware.	(m) Other sorts.	(b) Optical.
Hardware, <i>excluding</i> cutlery and electro-plated ware—	Instruments, apparatus, and appliances and parts thereof—	(c) Photographic—
(a) Agricultural implements.	(a) Musical—	(i) Cinematograph films.
(b) Buckets of tinned or galvanized iron.	(i) Organs and Harmoniums, complete.	(ii) Photographic <i>other than</i> cinematograph films.
(c) Builders' hardware, <i>such as</i> locks, hinges, door bolts, etc.	(ii) Pianos and Pianoplayers, complete.	(d) Scientific and philosophical.
(d) Domestic hardware, <i>other than</i> enamelled ironware.		(e) Surgical.
(e) Enamelled ironware.		(f) Other kinds.
(f) Gas mantles.		Telegraphs, materials for construction and accessories (<i>excluding</i> electrical).
		Telephones, materials for construction and accessories (<i>excluding</i> electrical).

E. Dyes and Colours—

Dyeing and tanning substances—	Paints and painters' materials—	Paints and painters' materials—
(a) Barks for tanning.	<i>contd.</i>	<i>concl'd.</i>
(b) Cochineal.	(a) Paints and colours— <i>contd.</i>	(a) Paints and colours— <i>concl'd.</i>
(c) Cutch and Gambier.	(iii) Enamels prepared.	(viii) Other sorts.
(d) Dyes obtained from coal tar—	(iv) Graphite.	(b) Painters' materials (<i>other than</i> paints and colours).
(i) Alizarine.	(v) Red lead—	(i) Turpentine—
(ii) Aniline.	(1) Genuine dry.	(1) Genuine turpentine.
(iii) Others.	(2) Reduced dry.	(2) Turpentine substitute.
(e) Indigo, synthetic.	(vi) White lead—	(ii) Varnish.
(f) Myrobalan extracts.	(1) Genuine dry.	(iii) Other kinds.
(g) Saffron.	(2) Reduced dry.	Spirit, methylated.
(h) Other sorts (<i>including</i> lac-dye).	(3) Genuine moist.	
Paints and painters' materials—	(4) Reduced moist.	
(a) Paints and colours—	(vii) Zinc white—	
(i) Barytes.	(1) Genuine dry.	
(ii) Blue paint or Paris blue.	(2) Reduced dry.	
	(3) Genuine moist.	
	(4) Reduced moist.	

F. Electrical Goods and Apparatus (*other than* Machinery)—

Instruments, apparatus, and appliances and parts thereof—	Instruments, apparatus, and appliances and parts thereof— <i>contd.</i>	Instruments, apparatus, and appliances and parts thereof— <i>concl'd.</i>
(a) Electrical (<i>including</i> telegraph and telephone apparatus, <i>not being</i> machinery)—	(a) Electrical (<i>including</i> telegraph and telephone apparatus, <i>not being</i> machinery)— <i>contd.</i>	(a) Electrical (<i>including</i> telegraph and telephone apparatus, <i>not being</i> machinery)— <i>concl'd.</i>
(i) Electric fans and parts thereof.	(iii) Telegraph and telephone instruments and apparatus.	(x) Electric lighting accessories and fittings (<i>including</i> switches).
(ii) Electric wires and cables—	(iv) Electric lamps and parts thereof—	(xi) Electrical instruments (<i>other than</i> telegraphic and telephonic).
(a) Rubber insulated.	(a) Electric glow lamps.	(i) Meters.
(b) Insulations, <i>other than</i> rubber.	(b) Other sorts.	(ii) Others.
(c) Telegraph and telephone wires and cables.	(v) Batteries.	(xii) Electro-medical apparatus (<i>including</i> X-ray apparatus).
(d) Bare copper wire (Electrolytic) <i>other than</i> telegraph and telephone wire.	(vi) Carbons, electric (<i>including</i> furnace electrodes).	(xiii) Switchboards (<i>other than</i> telegraph and telephone).
	(vii) Accumulators (<i>including</i> parts).	(xiv) Electrical goods and apparatus not enumerated.
	(viii) Condensers, electric.	
	(ix) Electric bell apparatus (<i>not</i> telegraphic and telephonic).	

APPENDIX B—*continued*
CLASSIFICATION OF TABLE 4—*continued*

III.—ARTICLES WHOLLY OR MAINLY MANUFACTURED—*continued.*

G. Furniture, Cabinetware and Manufactures of Wood and Timber—

Furniture and cabinetware— (a) Bedsteads. (b) Furniture of wood (<i>other than bedsteads</i>).	Furniture and cabinetware— <i>contd.</i> (c) Furniture of other materials (<i>other than bedsteads</i>). (d) Mouldings.	Wood and Timber— Manufactures of wood (<i>other than furniture and cabinetware</i>).
--	---	---

H. Glassware and Earthenware—Earthenware and porcelain—*contd.*

Chinese and Japanese ware (<i>including lacquered ware but excluding earthenware and porcelain</i>). Earthenware and porcelain— (1) Earthenware— (a) Pipes of earthenware, (b) Sanitary ware. (c) Other kinds.	(2) Porcelain— (a) Electrical. (b) Other kinds. Glass and Glassware— (a) Bangles. (b) Beads and false pearls. (c) Bottles and phials— (i) Soda water bottles. (ii) Others.	Glass and Glassware— <i>contd.</i> (d) Funnels, globes and glass, parts of lamps. (e) Scientific glassware. (f) Sheet and plate. (g) Tableware (<i>including decanters, tumblers</i>), etc. (h) Other glassware.
---	--	---

I. Hides and skins, tanned or dressed and Leather—

Hides, tanned or dressed. Skins " " Unwrought. Leather cloth. Artificial leather.	Leather manufactures (<i>excluding boots and shoes and belting for machinery</i>)— (a) Bags and trunks. (b) Pickers. (c) Picking bands and straps.	Leather manufactures (<i>excluding boots and shoes and belting for machinery</i>)— <i>contd.</i> (d) Roller skins. (e) Saddlery and harness. (f) Other sorts.
---	---	--

J. Machinery of all kinds, including Belting for Machinery—

Belting for machinery— (a) Of cotton. (b) Of leather. (c) Of other materials (<i>including coir</i>). Machinery and Millwork— (a) Prime-movers (<i>other than electrical</i>)— (i) Locomotives (<i>excluding those for railways</i>)— (a) Oil engines. (b) Parts of oil engines. (c) Steam engines. (d) Parts of steam engines. (e) Others. (ii) Other than Locomotives— (a) Gas engines. (b) Parts of gas engines (c) Oil engines. (d) Parts of oil engines. (e) Steam engines. (f) Parts of steam engines. (g) Others. (b) Electrical machinery of all kinds (<i>not including instruments, apparatus, appliances and parts thereof</i>)— (i) Control and switch-gear. (ii) Generators, alternators and dynamos. (iii) Motors. (iv) Transformers.	Machinery and Millwork— <i>contd.</i> (b) Electrical machinery of all kinds (<i>not including instruments, apparatus, appliances and parts thereof—contd.</i> (v) Turbo-generating sets. (vi) Others. (c) Machinery (<i>not being primemovers or electrical machinery</i>)— (i) Aerated water making machinery. (ii) Agricultural machinery— (a) Agricultural tractors and parts. (b) Ploughs and parts. (c) Others. (iii) Boilers. (iv) Boot and shoe manufacturing machinery. (v) Leather tanning and curing machinery. (vi) Metal-working machinery (<i>including machine tools</i>). (vii) Mining machinery— (a) Coal. (b) Other sorts. (viii) Oil crushing and refining machinery. (ix) Paper mill machinery. (x) Refrigerating machinery. (xi) Rice and flour mill machinery. (xii) Saw mill and wood-working machinery.	Machinery and Millwork— <i>concl'd.</i> (c) Machinery (<i>not being primemovers or electrical machinery</i>)— <i>contd.</i> (xiii) Sewing and knitting machines and parts thereof— (a) Sewing and knitting machines. (b) Parts of sewing and knitting machines and accessories. (xiv) Sugar machinery. (xv) Tea machinery. (xvi) Textile machinery— (a) Cotton— (i) Bleaching and dyeing machinery. (ii) Printing machinery. (iii) Spinning machinery. (iv) Weaving machinery. (v) Other sorts. (b) Jute. (c) Shuttles (<i>excluding those for sewing machines</i>). (d) Wool machinery. (e) Other sorts. (xvii) Type-writers— (a) Type-writers. (b) Parts and accessories. (xviii) Other sorts of machinery, <i>excluding printing machinery</i> . Printing and Lithographing machinery and materials (<i>excluding paper</i>)— Printing and Lithographing presses.
---	--	---

APPENDIX B—*continued*CLASSIFICATION OF TABLE 4—*continued*III.—ARTICLES WHOLLY OR MAINLY MANUFACTURED—*continued*.

K. Metals—Iron and Steel and manufactures thereof—

Iron—	Iron or steel— <i>contd.</i>	Iron or steel— <i>concl'd.</i>
(a) Pig.	(i) Screws.	(o) Other manufactures of iron or steel.
(b) Manufactures—	(j) Sheets and plates—	Steel—
(i) Angle, bolt and rod.	(i) Galvanised—	(a) Angle.
(ii) Bars and channels.	(a) Corrugated.	(b) Spring.
(iii) Rice bowls.	(b) Plain.	(c) Bars.
Iron or steel—	(ii) Tinned—	(d) Channels.
(a) Anchors and cables.	(a) Tin plates.	(e) Cast—
(b) Beams, pillars, girders and bridgework.	(b) Other sorts.	(i) Tool steel—
(c) Bolts and nuts.	(iii) Not galvanised or tinned.	(a) High speed.
(d) Fencing materials (<i>including</i> fencing wire).	(k) Tubes, pipes and fittings, wrought.	(b) Carbon.
(e) Hoops and strips.	(l) Wire, <i>other than</i> fencing wire.	(ii) Cast steel bars.
(f) Nails, rivets and washers (<i>excluding</i> wire nails).	(m) Wire nails.	(iii) Other cast steel.
(g) Pipes and fittings, cast.	(n) Wire rope—	(f) Ingots, blooms, billets and slabs.
(h) Rails, chairs, and fishplates (<i>excluding</i> those for railways).	(1) Galvanised.	
	(2) Black.	

L. Metals *other than* Iron and Steel and manufactures thereof—

Aluminium—	Copper— <i>contd.</i>	Lead— <i>contd.</i>
(a) Unwrought (ingots, blocks and bars).	(b) Unwrought— <i>contd.</i>	(b) Wrought— <i>contd.</i>
(b) Wrought—	(ii) Other sorts.	(iii) Sheets for tea chests.
(i) Circles.	(c) Wrought—	(iv) Other sorts.
(ii) Sheets.	(i) Braziers and sheets.	Quicksilver.
(iii) Other manufactures.	(ii) Wire (<i>excluding</i> wire of telegraph and telephone).	Solder.
Antifriction metal.	(iii) Other manufactures.	Tin—
Brass, bronze and similar alloys and manufactures thereof—	German silver (<i>including</i> nickel silver).	(a) Unwrought (blocks, ingots, bars and slabs).
(a) Unwrought.	Lead—	(b) Wrought (<i>including</i> plates or sheets, <i>not being</i> tinned iron).
(b) Wrought—	(a) Unwrought—	Zinc or Spelter—
(i) Mixed or yellow metal for sheathing.	(i) Pig.	(a) Unwrought.
(ii) Other sorts.	(ii) Other sorts.	(b) Wrought or manufactured.
Copper—	(b) Wrought—	(c) Other sorts.
(a) Old, for re-manufacture.	(i) Sheets.	Metals unenumerated.
(b) Unwrought—	(ii) Pipes and tubes.	
(i) Tiles, ingots, cakes, bricks and slabs.		

M. Paper, Pasteboard and Stationery—

Paper—	Paper— <i>contd.</i>	Pasteboard, millboard, and cardboard of all kinds—
(a) Packing paper.	(c) Writing paper and envelopes— <i>contd.</i>	(a) Straw boards.
(b) Printing paper.	(ii) Note and letter paper and envelopes.	(b) Other kinds.
(i) Newsprinting.	(d) Old newspapers in bales and bags.	(c) Manufactures of pasteboard, millboard and cardboard.
(ii) Other sorts.	(e) Other kinds of paper.	Stationery (<i>excluding</i> paper)—
(c) Writing paper and envelopes—	(f) Paper manufactures.	(a) Pencils (<i>excluding</i> slate pencils).
(i) Writing paper in large sheets.		(b) Other sorts.

N. Railway plant and rolling stock—

Carriages and wagons and parts thereof.	Materials for construction—	Materials for construction— <i>contd.</i>
Locomotive engines and tenders and parts thereof.	(a) Bridgework.	(c) Sleepers and keys of steel or iron.
	(b) Rails, chairs and fish plates of steel or iron.	(d) Sleepers of wood.
		(e) Other kinds of materials.

O. Rubber manufactures—

(a) Tyres for motor vehicles.	(d) Other manufactures, <i>except</i> apparel, boots and shoes.
(b) Tubes for motor tyres.	
(c) Tyres and tubes for cycles.	

APPENDIX B—*continued*
CLASSIFICATION, OF TABLE 4—*continued*

III.—ARTICLES WHOLLY OR MAINLY MANUFACTURED—*continued.*

P. Vehicles, *excluding* Locomotives, etc., for Railways—

<p>Carriages and carts not mechanically propelled and parts thereof (<i>excluding</i> railway carriages, trucks, etc.)—</p> <p>(a) Carriages and carts not mechanically propelled (<i>excluding</i> railway carriages, trucks, etc.).</p> <p>(b) Parts of carriages and carts (<i>excluding</i> rubber tyres).</p> <p>(c) Perambulators and children's go-carts.</p> <p>(d) Parts of perambulators and children's go-carts.</p>	<p>Cycles (<i>other than</i> motor cycles) and parts thereof and accessories—</p> <p>(a) Cycles imported entire or in sections.</p> <p>(b) Parts of cycles and accessories (<i>excluding</i> rubber tyres).</p> <p>Mechanically propelled vehicles (<i>excluding</i> railway locomotives and tractors)—</p> <p>(a) Aircraft.</p> <p>(b) Parts of aircraft.</p> <p>(c) Motor cars (<i>including</i> taxicabs).</p>	<p>Mechanically propelled vehicles (<i>excluding</i> railway locomotives and tractors)—<i>contd.</i></p> <p>(d) Motor cycles (<i>including</i> scooters).</p> <p>(e) Motor omnibuses, motor vans and motor lorries.</p> <p>(f) Tram cars.</p> <p>(g) Parts of mechanically propelled vehicles and accessories, <i>other than</i> of aircraft (<i>excluding</i> rubber tyres).</p> <p>Ships, parts of.</p>
---	---	---

Q. Cotton yarns and manufactures—

<p>Cotton—</p> <p>Twist and yarn—</p> <p>(i) Grey (unbleached)—</p> <p style="padding-left: 20px;">Nos. 1 to 10</p> <p style="padding-left: 20px;">" " 11 to 15</p> <p style="padding-left: 20px;">" " 16 to 20</p> <p style="padding-left: 20px;">" " 21 to 25</p> <p style="padding-left: 20px;">" " 26 to 30</p> <p style="padding-left: 20px;">" " 31 to 40</p> <p style="padding-left: 20px;">" " 41 to 50</p> <p style="padding-left: 20px;">" " 51 to 60</p> <p style="padding-left: 20px;">" " 61 to 100</p> <p style="padding-left: 20px;">" above No. 100</p> <p style="padding-left: 20px;">" two folds (doubles).</p> <p>(ii) White (bleached).</p> <p>(iii) Coloured—</p> <p style="padding-left: 20px;">Nos. 1 to 20</p> <p style="padding-left: 20px;">" 21 to 25</p> <p style="padding-left: 20px;">" 26 to 30</p> <p style="padding-left: 20px;">" 31 to 40</p> <p style="padding-left: 20px;">" 41 to 50</p> <p style="padding-left: 20px;">Above No. 50</p> <p style="padding-left: 20px;">two folds (doubles).</p> <p>(iv) Mercerised cotton yarn.</p> <p>(v) Unspecified descriptions of twist and yarn.</p> <p>Manufactures—</p> <p>(i) Blankets.</p> <p>(ii) Canvas.</p> <p>(iii) Handkerchiefs and shawls in the piece—</p> <p style="padding-left: 20px;">(a) Handkerchiefs.</p> <p style="padding-left: 20px;">(b) Shawls.</p> <p>(iv) Hosiery—</p> <p style="padding-left: 20px;">(a) Stockings and socks.</p> <p style="padding-left: 20px;">(b) Under wear.</p> <p style="padding-left: 20px;">(c) Other sorts.</p> <p>(v) Lace and patent net.</p> <p>(vi) Piece-goods—</p> <p style="padding-left: 20px;">Grey (unbleached)—</p> <p style="padding-left: 40px;">(a) Plain grey—</p> <p style="padding-left: 60px;">Chādars.</p> <p style="padding-left: 60px;">Dhuties, sārīs and scarves.</p> <p style="padding-left: 60px;">Drills and jeans.</p> <p style="padding-left: 60px;">Flannel and flannelettes.</p> <p style="padding-left: 60px;">Jaconets (<i>including</i> madapollams, mulls and cambrics).</p>	<p>Cotton—<i>contd.</i></p> <p>Manufactures—<i>contd.</i></p> <p>(vi) Piece-goods—<i>contd.</i></p> <p style="padding-left: 20px;">Grey (unbleached)—<i>contd.</i></p> <p style="padding-left: 40px;">(a) Plain grey—<i>contd.</i></p> <p style="padding-left: 60px;">Longcloths and shirtings.</p> <p style="padding-left: 60px;">Printers.</p> <p style="padding-left: 60px;">Sheetings.</p> <p style="padding-left: 60px;">T. cloth and domestics.</p> <p style="padding-left: 60px;">Unspecified descriptions.</p> <p style="padding-left: 40px;">(b) Bordered grey—</p> <p style="padding-left: 60px;">Chādars.</p> <p style="padding-left: 60px;">Dhuties, sārīs and scarves.</p> <p style="padding-left: 60px;">Drills and jeans.</p> <p style="padding-left: 60px;">Flannel and flannelettes.</p> <p style="padding-left: 60px;">Jaconets (<i>including</i> madapollams, mulls and cambrics).</p> <p style="padding-left: 60px;">Longcloth and shirtings.</p> <p style="padding-left: 60px;">Printers.</p> <p style="padding-left: 60px;">Sheetings.</p> <p style="padding-left: 60px;">T. cloth and domestics.</p> <p style="padding-left: 60px;">Unspecified descriptions.</p> <p style="padding-left: 40px;">White (bleached)—</p> <p style="padding-left: 60px;">Chādars.</p> <p style="padding-left: 60px;">Checks, spots and stripes.</p> <p style="padding-left: 60px;">Dhuties, sārīs and scarves.</p> <p style="padding-left: 60px;">Drills and jeans.</p> <p style="padding-left: 60px;">Flannel and flannelettes.</p> <p style="padding-left: 60px;">Jaconets, madapollams, cambrics and muslins.</p> <p style="padding-left: 60px;">Lawns.</p> <p style="padding-left: 60px;">Longcloth and shirtings.</p> <p style="padding-left: 60px;">Mulls.</p> <p style="padding-left: 60px;">Nainsooks.</p> <p style="padding-left: 60px;">Sheetings.</p>	<p>Cotton—<i>contd.</i></p> <p>Manufactures—<i>con d.</i></p> <p>(vi) Piece-goods—<i>contd.</i></p> <p style="padding-left: 20px;">White (bleached)—<i>concl'd.</i></p> <p style="padding-left: 40px;">T. cloth and domestics.</p> <p style="padding-left: 40px;">Tweills.</p> <p style="padding-left: 40px;">Unspecified descriptions.</p> <p style="padding-left: 20px;">Coloured, printed, or dyed—</p> <p style="padding-left: 40px;">(a) Printed goods—</p> <p style="padding-left: 60px;">Cambrics (<i>including</i> madapollams, muslins, mulls and jacanets).</p> <p style="padding-left: 60px;">Chādars.</p> <p style="padding-left: 60px;">Checks, spots and stripes.</p> <p style="padding-left: 60px;">Dhuties.</p> <p style="padding-left: 60px;">Drills and jeans.</p> <p style="padding-left: 60px;">Flannel and flannelettes.</p> <p style="padding-left: 60px;">Lungis.</p> <p style="padding-left: 60px;">Prints and chintz.</p> <p style="padding-left: 60px;">Sārīs and scarves.</p> <p style="padding-left: 60px;">Shirtings.</p> <p style="padding-left: 60px;">Tweills.</p> <p style="padding-left: 60px;">Woven lungis and sarongs.</p> <p style="padding-left: 60px;">Unspecified descriptions</p> <p style="padding-left: 40px;">(b) Dyed goods—</p> <p style="padding-left: 60px;">Cambrics (<i>including</i> madapollams, muslins, mulls and jacanets).</p> <p style="padding-left: 60px;">Chādars.</p> <p style="padding-left: 60px;">Checks, spots and stripes.</p> <p style="padding-left: 60px;">Dhuties.</p> <p style="padding-left: 60px;">Drills and jeans.</p> <p style="padding-left: 60px;">Flannel and flannelettes.</p> <p style="padding-left: 60px;">Lungis.</p> <p style="padding-left: 60px;">Prints and chintz.</p> <p style="padding-left: 60px;">Sārīs and scarves.</p> <p style="padding-left: 60px;">Shirtings.</p> <p style="padding-left: 60px;">Tweills.</p> <p style="padding-left: 60px;">Woven lungis and sarongs.</p> <p style="padding-left: 60px;">Unspecified descriptions.</p>
---	--	--

APPENDIX B—*continued*CLASSIFICATION OF TABLES 4—*continued*III.—ARTICLES WHOLLY OR MAINLY MANUFACTURED—*continued.*Q. Cotton yarns and manufactures—*contd.*Cotton—*contd.*(b) Manufactures—*contd.*(vi) Piece-goods—*contd.*Coloured, printed or dyed—*concl'd.*

(c) Woven coloured goods—

Cambrics (*including* madapollams, muslins, mulls and jaconets).

Chadars.

Checks, spots and stripes.

Cotton—*contd.*(b) Manufactures—*contd.*(vi) Piece-goods—*contd.*(c) Woven coloured goods—*contd.*

Dhuties.

Drills and jeans.

Flannel and flannelettes.

Prints and chintz.

Sāris and scarves.

Shirtings.

Twill.

Lungis and sarongs.

Cotton—*concl'd.*(b) Manufactures—*concl'd.*(vi) Piece-goods—*concl'd.*(c) Woven coloured goods—*concl'd.*

Unspecified descriptions.

Fents of all descriptions.

(vii) Rope.

(viii) Thread, sewing.

(ix) Towels in the piece.

(x) Other sorts of manufactures.

R. Jute yarns and manufactures—

Jute—

(a) Twist and yarn.

(b) Manufactures—

(i) Canvas.

Jute—*contd.*(b) Manufactures—*contd.*

(ii) Gunny bags.

(iii) „ cloth.

Jute—*concl'd.*(b) Manufactures—*concl'd.*

(iv) Rope and twine.

(v) Other kinds.

S. Silk yarns and manufactures—

Silk—

(a) Silk, yarn, noils and warps.

Silk—*contd.*

(b) Manufactures—

(i) Goods of silk mixed with other materials.

(ii) Silk piece-goods.

Silk—*concl'd.*(b) Manufactures—*concl'd.*

(iii) Thread for sewing.

(iv) Other sorts.

T. Woollen yarns and manufactures—

Wool—

(a) Yarn and knitting wool.

(b) Manufactures—

(i) Blankets.

Wool—*contd.*(b) Manufactures—*contd.*

(ii) Braids.

(iii) Carpets and rugs.

(iv) Hosiery.

Wool—*concl'd.*(b) Manufactures—*concl'd.*

(v) Piece-goods.

(vi) Shawls.

(vii) Other sorts.

U. Other yarns and textile fabrics—

Flax—

(a) Twist and yarn.

(b) Manufactures—

(i) Bags and sacks.

(ii) Canvas.

(iii) Piece-goods.

(iv) Thread, sewing.

(v) Other sorts.

Haberdashery and Millinery—

(a) Lace and embroidery.

(b) Towels not in the piece.

(c) Other sorts.

Hemp Manufactures (*excluding* cordage)—

(a) Bags and sacks.

(b) Cloth.

(c) Other sorts.

Artificial silk—

(i) Artificial silk yarn.

(ii) Piece-goods of cotton and artificial silk.

Other textiles—
Manufactured.

V. Miscellaneous articles wholly or mainly manufactured—

Art works of (*other than* pictures).

Asbestos—

Manufactures—

(a) Asbestos packing.

(b) Other manufactures.

Baskets and basketware.

Bobbins.

Books, printed, and printed matter (*not being* stationery), *including* maps and charts.

Brushes and brooms.

(i) Brushes—

(a) Paint and varnish brushes.

(b) Toilet brushes.

(c) Other brushes.

(ii) Brooms.

Building and engineering materials *other than* of iron, steel or wood—

(1) Bricks—

(a) Bricks, *other than* firebricks.

(b) Firebricks.

(2) Cement—

(a) Portland.

(b) Boiler covering.

(c) Other kinds.

(3) Chalk and lime (*excluding* French chalk).

(4) Clay.

(5) Tiles.

(6) Other kinds.

Buttons of all sorts—

(a) Metal.

(b) Other sorts.

Candles of all kinds.

Coir, manufactured (*excluding* rope and belting).

Coke and patent fuel.

Cordage and rope of vegetable fibre (*excluding* jute and cotton).

Cork manufactures.

Fireworks.

Gelatine.

Glue.

Hair, manufactures of (*other than* toilet requisites).

APPENDIX B—concluded

CLASSIFICATION OF TABLE 4—concluded

III.—ARTICLES WHOLLY OR MAINLY MANUFACTURED—concluded.

V. Miscellaneous articles wholly or mainly manufactured—continued.

Ivory, manufactured.	Printing and lithographing machinery and materials (excluding paper)—	Tea-chests entire or in sections—
Jewellery (excluding imitation jewellery, and precious stones and pearls unset), also plate of gold and silver—	(a) Printing type.	(a) of iron or steel or other metal.
(a) Jewellery.	(b) Printers' and lithographers' ink.	(b) of wood.
(b) Plate of gold and silver.	(c) Other materials.	Toilet requisites (not specified elsewhere).
Matches—	Prints, engravings and pictures—	Toys and requisites for games and sports (including fishing tackle)—
(a) Safety.	(a) Photographs and picture postcards.	(a) Toys.
(b) Other sorts.	(b) Others.	(b) Requisites for games and sports (excluding firearms, etc.)—
Mats and Matting (except coir and rubber).	Smokers' requisites (excluding tobacco).	(i) Playing cards.
Oil-cloth and floor-cloth.	Soap—	(ii) Other sorts.
Packing-engine and boiler—of all kinds (excluding asbestos).	(a) Household and laundry soap in bars or tablets.	Umbrellas and Umbrella fittings—
Paraffin wax.	(b) Toilet soap.	(a) Umbrellas, complete (including parasols and sunshades).
Perfumery (not being perfumed spirit).	(c) Other sorts.	(b) Umbrella fittings.
Pitch and tar—	Spirit, perfumed.	All other articles of merchandise, Manufactured.
(1) Coal tar and pitch.	Starch and farina—	
(2) Stockholm tar and pitch.	(a) Starch.	
Polishes—	(b) Farina and Potato flour.	
(a) Polishes and compositions for application to leather.	Sticks and whips.	
(b) Polishes and compositions for application to metals, etc.		
(c) Wood polish.		

IV.—LIVING ANIMALS—

A. Horses.

B. Other kinds.

V.—POSTAL ARTICLES NOT SPECIFIED—

Postal Articles not specified.

APPENDIX B—continued

CLASSIFICATION OF SUMMARIES (EXPORTS OF INDIAN MERCHANDISE)

CLASSIFICATION, BY SECTIONS OF THE ARTICLES SPECIFIED IN TABLE 5
(EXPORTS—INDIAN MERCHANDISE)

Classes, Sections and Articles.

I.—FOOD, DRINK AND TOBACCO—**A. Fish (excluding canned fish)—**

Fish, dry, unsalted.
,, salted.

Fishmaws and sharkfins.

Fish, wet, salted (ngápi).

B. Fruits and vegetables—

Fresh fruits and vegetables.

(a) Fresh fruits—

(i) Coconuts.

(ii) Others.

Fresh fruits and vegetables—*concl.*

(b) Fresh vegetables of all

kinds—

(i) Onions.

(ii) Other kinds.

Fruits and vegetables: dried,
salted or preserved, all sorts.**C. Grain, pulse and flour—**

Barley.

Jowar and bajra.

Maize

Oats.

Pulse—

(a) Beans.

(b) Gram.

Pulse—*concl.*

(c) Lentils (Masur).

(d) Other sorts.

Paddy (rice in the husk).

Rice not in the husk—

(a) Boiled rice.

(b) Cleaned rice.

Rice not in the husk—*concl.*

(c) Broken cleaned rice.

(d) Other sorts.

Rice flour and ground rice.

Wheat.

,, flour.

Other sorts.

D. Liquors—

Spirit.

Wines.

Other sorts of liquors.

E. Provisions and oilman's stores—(including fish and fruits and vegetables) canned or bottled.

Biche-de-mer.

Butter.

Cheese.

Ghi.

Lard.

Pickles, chutnies and condiments.

Other sorts of provisions.

F. Spices—

Betelnuts.

Cardamoms.

Chillies.

Cinnamon.

Cloves.

Ginger.

Nutmegs.

Pepper.

Other sorts.

G. Sugar—Sugar, 16 Dutch standard and
above.Sugar, 15 Dutch standard
and below.

Confectionery.

Molasses, including palmyra and
cane jaggery.**H. Tea—**

Tea, black.

Tea, green.

I. Other food and drink—

Coffee.

Salt.

J. Tobacco—

Unmanufactured.

Manufactured—

(a) Cigars.

Manufactured—*concl.*

(b) Cigarettes.

(c) Other sorts.

APPENDIX B—*continued*
CLASSIFICATION OF TABLE 5—*continued*

II.—RAW MATERIALS AND PRODUCE AND ARTICLES MAINLY UNMANUFACTURED—		
A. Coal—		
Coal.		
B. Other non-metallic mining and quarry products and the like—		
Chalk and lime.	Monazite.	
Mica—	Precious stones and Pearls, unset.	
(a) In blocks.	Stone and Marble.	
(b) In splittings.		
C. Fodder, bran and pollards (excluding oil-cake)—		
Rice bran.	Other sorts of bran and pollards.	Other sorts of fodder.
D. Gums, resins and lac—		
Gums and resins—	Gums and resins— <i>concl'd.</i>	Lac— <i>concl'd.</i>
(a) Arabic.	(e) Other sorts.	(d) Stick.
(b) Benjamin.	Lac—	(e) Other kinds (excluding lac-dye).
(c) Olibanum or frankincense.	(a) Button.	
(d) Rosin.	(b) Seed.	
	(c) Shell.	
E. Hides and skins, raw or undressed—		
Hides, raw—	Hides, raw— <i>concl'd.</i>	Skins, raw—
(a) Buffalo hides.	(c) Calf skins— <i>concl'd.</i>	(a) Goat skins.
(b) Cow "	(ii) Cow calf skins.	(b) Sheep skins.
(c) Calf skins—	(d) Other hides.	(c) Other "
(e) Buffalo calf skins.		Cuttings of hides and skins (raw).
F. Metallic ores and scrap iron or steel for remanufacture—		
Ores—	Ores— <i>cont'd.</i>	Ores— <i>concl'd.</i>
(a) Copper.	(d) Manganese.	(g) Unenumerated.
(b) Chromite (Chrome iron ore).	(e) Tin.	Iron or steel, old for remanufacture.
(c) Iron or steel.	(f) Wolfram.	
G. Oils—Vegetable, Mineral and Animal.		
Animal.	Essential— <i>concl'd.</i>	Vegetable, non-essential— <i>concl'd.</i>
Essential—	(j) Thymol.	(b) Coconut.
(a) Cassia.	(k) Other sorts.	(c) Cotton seed.
(b) Cinnamon.	Mineral—	(d) Groundnut.
(c) Citronella.	(a) Petroleum dangerous flashing below 76° F. including petrol, benzine and benzol.	(e) Linseed.
(d) Geranium.	(b) Kerosene.	(f) Mustard or rape.
(e) Gingergrass.	(c) Other kinds.	(g) Niger seed.
(f) Lemongrass.	Vegetable, non-essential—	(h) Sesamum (til or jinjili).
(g) Palma rosa.	(a) Castor.	(i) Dregs of injili oil.
(h) Sandalwood.		(j) Other sorts.
(i) Rosin.		
H. Oil cakes of all kinds—		
Oil cakes—	Oil cakes— <i>cont'd.</i>	Oil cakes— <i>concl'd.</i>
(a) Castor cake.	(d) Groundnut cake.	(g) Others.
(b) Coconut cake (<i>Punac</i>).	(e) Linseed cake.	
(c) Cotton cake.	(f) Rape and sesamum cake.	
I. Paper making materials—		
Paper making materials—	Paper making materials— <i>concl'd.</i>	
(a) Rags.	(b) Other materials.	
J. Rubber, raw or crude—		
Rubber, raw or crude.		
K. Seeds, including nuts for oils—		
Oil-seeds—	Oil-seeds— <i>cont'd.</i>	Oil-seeds— <i>concl'd.</i>
(a) Essential—	(a) Essential— <i>concl'd.</i>	(b) Non-essential— <i>concl'd.</i>
(i) Ajama.	(x) Sawa or dil.	(vii) Mowa or mowra.
(ii) Ajwan.	(xi) Other sorts.	(viii) Mustard.
(iii) Aniseed.	(b) Non-essential—	(ix) Niger.
(iv) Carraway.	(i) Assalia.	(x) Poppy.
(v) Coriander.	(ii) Castor.	(xi) Rape.
(vi) Cummin (other than black).	(iii) Copra or coconut kernel.	(xii) Sesamum (til or jinjili).
(vii) Cummin, black.	(iv) Cotton.	(xiii) Tea.
(viii) Fennel.	(v) Groundnuts.	(xiv) Other sorts.
(ix) Fenugreek.	(vi) Linseed.	Other than oil-seeds.

APPENDIX B—*continued*
CLASSIFICATION OF TABLE 5—*continued*

II.—RAW MATERIALS AND PRODUCE AND ARTICLES MAINLY UNMANUFACTURED—concluded.

L. Tallow, Stearine and wax—

Tallow and Stearine, *including* grease and animal fat. Wax of all kinds, *other than* paraffin wax (*excluding* candles).

M. Textile materials—cotton, raw and waste—

Cotton— Cotton—*concl'd.*
(a) Raw. (c) Kapok.
(b) Waste.

N. Textile materials—jute, raw—

Jute, raw.

O.—Textile materials—silk, raw and waste—

Silk, raw— Silk, raw—*concl'd.*
(i) Mulberry silk, *excluding* tasar and other wild silks— (ii) Wild silk, tasar, munga, eria and others—
(a) Raw. (a) Raw.
(b) Chasam or waste. (b) Chasam or waste.
(c) Cocoons. (c) Cocoons.

P. Textile materials—wool, raw—

Wool, raw.

Q. Other textile materials—

Flax, raw. Hemp, raw. Other textiles, raw.
Rhea, Ramie or China-grass.

R. Wood and timber—

Timber, *other than* railway sleepers— Wood— Wood—*concl'd.*
(a) Teakwood. (a) Firewood. (b) Ornamental wood—*concl'd.*
(b) Other timber. (b) Ornamental wood— (ii) Sandal.
(i) Ebony. (iii) Other kinds.

S. Miscellaneous—

Bristles. Manures—*concl'd.* Shells and cowries—*concl'd.*
Canes and rattans. Bones—*concl'd.* (b) Shells—
Casein. (ii) Uncrushed. (i) Shells (chanks, sankhli, large ornamental shells, cowras, mother-of-pearl shells and oyster shells).
Coir, unmanufactured. (iii) Bonemeal. (ii) Tortoise shell (*including* nakhla or nakh).
Coral. (b) Fish manures. Specimens illustrative of natural science.
Feathers. (c) Fish guano. Tea waste, for the manufacture of caffeine.
Fibre for brushes and brooms. (d) Sulphate of ammonia. All other articles of merchandise, unmanufactured.
Horns, tips and pieces of horn and hornmeal. (e) Other kinds.
Ivory, unmanufactured. Plants, living *including* bulbs.
Manures— Shells and cowries—
(a) Bones— (a) Cowries.

III.—ARTICLES WHOLLY OR MAINLY MANUFACTURED—

A. Apparel—

Apparel (*including* drapery, uniforms, accoutrements, but *excluding* hosiery and boots and shoes). Boots and shoes.

B. Arms, ammunition and military stores—

Arms, ammunition and military stores.

APPENDIX B—*continued*CLASSIFICATION OF TABLE 5—*continued*

III.—ARTICLES WHOLLY OR MAINLY MANUFACTURED—continued.		
C. Chemicals, drugs and medicines—		
Chemicals and chemical preparations (<i>excluding</i> chemical manures and medicines).	Drugs and medicines (<i>excluding</i> chemicals and narcotics).	Drugs and medicines (<i>excluding</i> chemicals and narcotics)— <i>concl'd.</i>
(a) Acetone.	(a) Aloes.	(ii) Quinine salts— <i>concl'd.</i>
(b) Alum.	(b) Asafœtida.	(c) Others.
(c) Arsenic.	(c) Camphor.	(e) Galangal.
(d) Potassium compounds—	(d) (i) Cinchona bark.	(f) Nux-vomica (Strychnia).
(i) Saltpetre.	(ii) Quinine salts—	(g) Senna.
(ii) Other sorts.	(a) Quinine sulphate or bisulphate.	(h) Other sorts of drugs and medicines.
(e) Soda compounds—	(b) Quinine hydro-chloride or dihydrochloride.	Opium.
(i) Borax.		
(ii) Other sorts.		
(f) Other sorts of chemicals.		
D. Cutlery, hardware, implements and instruments (<i>excluding</i> electrical instruments and apparatus)—		
Hardware and cutlery, <i>including</i> platedware.	Instruments, apparatus, and appliances and parts thereof—	
	(a) Musical.	
	(b) Other kinds.	
E. Dyes and colours—		
Dyeing and tanning substances—	Dyeing, etc.— <i>concl'd.</i>	Paints and painters' materials—
(a) Barks for tanning.	(f) Safflower.	(a) Paints and colours—
(b) Cutch and gambier.	(g) Turmeric.	(i) Graphite.
(c) Indigo.	(h) Other sorts (<i>including</i> lac-dye).	(ii) Other sorts.
(d) Myrobalans.		(b) Painters' materials.
(e) Myrobalan extracts.		
F. Electrical goods and apparatus (<i>other than</i> machinery)—		
G. Furniture, cabinet ware and manufactures of wood and timber—		
Furniture and cabinet ware.	Manufactures of wood (<i>other than</i> furniture and cabinet ware).	
H. Glassware and earthenware—		
Earthenware and porcelain (<i>including</i> pipes of earthenware).	Glass and glassware.	Lacquered ware (of Indian manufacture).
I. Hides and skins, tanned or dressed and leather—		
Hides, tanned or dressed—	Skins, tanned or dressed—	Leather Manufactures (<i>excluding</i> boots and shoes)—
(a) Buffalo hides.	(a) Goat skins.	(i) Saddlery and harness.
(b) Cow hides.	(b) Sheep "	(ii) Leather belting.
(c) Calf skins—	(c) Other "	(iii) Bags, trunks and travelling requisites.
(i) Buffalo calf skins.	Leather—	(iv) Other sorts.
(ii) Cow calf skins.	Unwrought.	
(d) Other hides.		
J. Machinery of all kinds, <i>including</i> belting for machinery—		
Machinery and millwork of all kinds.		
K. Metals—iron and steel—and manufactures thereof—		
Iron or steel—	Iron or steel— <i>cont'd.</i>	Iron or steel— <i>concl'd.</i>
(i) Pig.	(ii) Manufactures— <i>cont'd.</i>	(ii) Manufactures— <i>concl'd.</i>
(ii) Manufactures—	(e) Nails, screws, rivets, and washers.	(h) Tubes, pipes and fittings wrought.
(a) Anchors and cables.	(f) Pipes and fittings, cast.	(i) Other manufactures of iron or steel.
(b) Angle, bolt, and rod.	(g) Sheets and plates (<i>including</i> galvanised and tinned plates).	
(c) Bars and channel.		
(d) Hoops and strips.		

APPENDIX B—*continued*
CLASSIFICATION OF TABLE 5—*continued*

III.—ARTICLES WHOLLY OR MAINLY MANUFACTURED—concluded.

L. Metals—other than iron and steel—and manufactures thereof—

Brass, bronze and similar alloys and manufactures thereof—	Lead—	Zinc or spelter all sorts.
(a) Unwrought.	(a) Pig.	Metals, unenumerated.
(b) Wrought.	(b) Other sorts.	
Copper—	Tin—	
(a) Unwrought.	(a) Unwrought (blocks, ingots, bars and slabs).	
(b) Wrought (sheets and other manufactures).	(b) Wrought, including plates or sheets not being tinned iron.	
(c) Others.		
Ferro-manganese.		

M. Paper, paste board and stationery—

Paper—	Paste-board, mill-board and card-board of all kinds.	Stationery (<i>excluding</i> paper).
(a) Printing paper.		
(b) Other kinds of paper, (<i>including</i> paper manufactures).		

N. Railway plant and rolling stock—

Materials for construction (<i>including</i> sleepers of wood).	Teak keys.	Other sorts.
--	------------	--------------

O. Rubber manufactures—

Rubber manufactures.

P. Vehicles, *excluding* locomotives, etc., for railways—

Carriages and carts.	Ships, parts of (<i>including</i> launches and boats).	Other sorts.
Parts of carriages and carts.		

Q. Cotton yarns and manufactures—

Cotton—	Cotton— <i>concl.</i>	Cotton— <i>concl.</i>
(a) Twist and yarn—	(b) Manufactures—	(b) Manufactures— <i>concl.</i>
Grey—Nos. 1 to 10.	(i) Canvas.	(iv) Piece-goods— <i>concl.</i>
„ „ 11 to 20.	(ii) Handkerchiefs and shawls in the piece.	White (bleached)— <i>concl.</i>
„ „ 21 to 30.	(iii) Hosiery.	T. cloth and domestics.
„ „ 31 to 40.	(iv) Piece-goods—	Shirtings.
„ „ above No. 40.	Grey (unbleached)—	Other sorts.
„ twofolds (doubles).	Chadars and dhutis.	Coloured, printed or dyed—
Orange, red and other colours	Drills and jeans.	Lungis and saris.
„ „ Nos. 1 to 20.	T. cloth and domestics.	Drills and jeans.
„ „ „ 21 to 40.	Shirtings.	Other sorts.
„ „ „ above No. 40.	Other sorts.	(v) Thread, sewing.
„ twofolds (doubles).	White (bleached)—	(vi) Other sorts of manufactures.
White (bleached).	Chadars and dhutis.	
Unspecified descriptions of twist and yarn.	Drills and jeans.	

R. Jute yarns and manufactures—

Jute—	Jute— <i>concl.</i>
(a) Twist and yarn.	(b) Manufactures— <i>concl.</i>
(b) Manufactures—	(iii) Gunny cloth—
(i) Canvas.	(a) Sacking gunny cloth.
(ii) Gunny bags—	(b) Hessian gunny cloth.
(a) Sacking gunny bags.	(iv) Rope and twine.
(b) Hessian gunny bags.	(v) Other kinds.

S. Silk yarns and manufactures—

Silk—	Silk— <i>concl.</i>
(a) Goods of silk mixed with other materials.	(c) Thread for sewing.
(b) Silk piece-goods.	(d) Other sorts.

APPENDIX B—*continued*CLASSIFICATION OF TABLE 5—*concluded*III.—ARTICLES WHOLLY OR MAINLY MANUFACTURED—*concluded*.

T. Woollen yarns and manufactures—

Wool—

- (a) Braids.
(b) Carpets and rugs.

Wool—*contd.*

- (c) Piece-goods.
(d) Shawls.

Wool—*concl'd.*

- (e) Other sorts.

U. Other yarns and textile fabrics—

Flax—

- (a) Twist and yarn.
(b) Manufactures—
 (i) Bags and sacks.
 (ii) Other sorts.

Haberdashery and millinery.

Hemp (chiefly sann)—

- (a) Manufactures (*excluding*
 cordage).

Other textiles manufactured.

V. Miscellaneous articles wholly or mainly manufactured—

Art, works of.

Baskets and basketware.

Books, printed and printed
matter (*not being stationery*)
including maps and charts.

Building and Engineering
materials other than of iron,
steel or wood—

- (a) Bricks.
(b) Tiles.
(c) Other kinds.

Candles of all kinds.

Coke and patent fuel.

Coir, manufactured, *excluding*
rope.

Cordage and rope of vegetable
fibre (*excluding jute and cotton*).

Fire-works.

Gelatine.

Glue.

Ivory manufactured.

Jadestone.

Jewellery (*excluding imitation*
jewellery and precious stones
and pearls unset), also plate of
gold and silver—

- (a) Jewellery.
(b) Plate of gold and silver.

Mats and matting (except coir and
rubber).

Oil cloth and floor cloth.

Paraffin wax.

Perfumery (*not being perfumed*
spirits)—

- (a) Musk.
(b) Other sorts.

Printing and lithographing
materials (*excluding paper*).

Soap.

Toys and requisites for games and
sports, including fishing tackle
other than fire-arms.

Umbrellas, including parasols
and sunshades.

All other articles of merchandise
manufactured.

IV.—LIVING ANIMALS—

Animals, living—

- (a) Horses.
(b) Cattle.

Animals, living—*contd.*

- (c) Sheep and goats.
(d) Other living animals.

V.—POSTAL ARTICLES—

Postal articles.

APPENDIX B—*continued*

CLASSIFICATION OF SUMMARIES (RE-EXPORTS)

CLASSIFICATION, BY SECTIONS, OF THE ARTICLES SPECIFIED IN TABLE 6 (RE-EXPORTS—
BRITISH AND FOREIGN MERCHANDISE).

Classes, Sections and Articles.

I.—FOOD, DRINK AND TOBACCO—		
A. Fish (excluding canned fish)—		
Fish, dry, unsalted.	Fish, dry, salted.	Fishmaws and sharkfins.
B. Fruits and vegetables—		
Fresh fruits and vegetables.	Fruits and vegetables : dried, salted or preserved— <i>concl'd.</i>	
Fruits and vegetables : dried, salted or preserved—	(b) Other sorts.	
(a) Dates.		
C. Grain, pulse and flour—		
Rice not in the husk.	Wheat.	Other sorts.
D. Liquors—		
Ale, beer and porter.	Wines—	Wines— <i>concl'd.</i>
Cider and other fermented liquors.	(a) Champagne and other sparkling wines.	(c) Sherry and other still white wines.
Spirit—	(b) Port and other still red wines.	(d) Other sorts (<i>including</i> vermouth and ginger wine).
(a) Brandy.		
(b) Whisky.		
(c) Other sorts.		
E. Provisions and oilman's stores—		
Provisions and Oilman's stores (<i>excluding</i> fish and fruits and vegetables) canned or bottled.		
F. Spices—		
Betelnuts.	Ginger.	Pepper.
Cardamoms.	Nutmegs.	Other sorts.
Cloves.		
G. Sugar—		
Sugar, 16 Dutch standard and above.	Sugar, 15 Dutch standard and below.	Confectionery.
H. Tea—		
Tea, black.	Tea, green.	
I. Other food and drink—		
Coffee.	Hops.	Salt.
J. Tobacco—		
Unmanufactured.	Manufactured.	
II.—RAW MATERIALS AND PRODUCE AND ARTICLES MAINLY UNMANUFACTURED—		
A. Coal, coke and patent fuel—		
Coal, coke and patent fuel.		
B. Other non-metallic mining and quarry products and the like—		
Precious stones and pearls unset.	Stone and marble.	

APPENDIX B—continued

CLASSIFICATION OF TABLE 6—continued

II.—RAW MATERIALS AND PRODUCE AND ARTICLES MAINLY UNMANUFACTURED—continued.		
C. Fodder, bran and pollards (excluding oilcake)— Fodder, bran and pollards.		
D. Gums, resins and lac— Gums and resins— (a) Arabic. (b) Benjamin.	Gums and resins— <i>contd.</i> (c) Olibanum or frankincense. (d) Rosin.	Gums and resins— <i>concl.</i> (e) Other sorts.
E. Hides and skins, raw or undressed— Hides, raw. Skins, raw.		
F. Metallic ores and scrap iron or steel for re-manufacture— Ores— (a) Lead. (b) Unenumerated.		
Scrap metal for re-manufacture— Iron or steel, old for re-manu- facture.		
G. Oils—Vegetable, mineral and animal.—		
Animal. Essential.	Mineral— (a) Kerosene. (b) Other kinds.	Vegetable, non-essential— (a) Linseed. (b) Other sorts.
H. Oilcakes of all kinds— Oilcakes.		
I. Paper making materials—		
J. Rubber, raw or crude— Rubber, raw or crude.		
K. Seeds including nuts for oils— Seeds.		
L. Tallow, stearine and wax— Wax of all kinds (<i>excluding</i> candles).		
M. Textile materials— Cotton, raw and waste.		
N. Textile materials— Jute raw.		
O. Textile materials— Silk, raw and waste.		
P. Textile materials— Wool, raw and waste.		
Q. Other textile materials— Other textiles, raw.		

APPENDIX B—*continued*CLASSIFICATION OF TABLE 6—*continued*II.—RAW MATERIALS AND PRODUCE AND ARTICLES MAINLY UNMANUFACTURED—*concluded.*

R. Wood and timber—

Timber, *other than* railway sleepers—
(a) Teak.

Timber, *other than* railway sleepers—*concl.*
(b) Other timber.

Wood, ornamental.

S. Miscellaneous—

Canes and rattans.
Coral.
Horns, tips and pieces of horn and hornmeal.

Ivory, unmanufactured.
Shells and cowries.

Specimens illustrative of natural science.
All other articles of merchandise, unmanufactured.

III.—ARTICLES WHOLLY OR MAINLY MANUFACTURED—

A. Apparel—

Apparel (*including* drapery, uniforms, accoutrements, but *excluding* hosiery and boots and shoes).

Boots and shoes.

B. Arms, ammunition and military stores—

Fire-arms and parts thereof. Dynamite, and all other explosives. Other sorts.
Gunpowder. |

C. Chemicals, drugs and medicines—

Chemicals and chemical preparations (*excluding* chemical manures and medicine—
(a) Aluminous sulphates (*including* alum).
(b) Ammonia and salts thereof.
(c) Arsenic and its Oxides.
(d) Sulphuric acid.
(e) Other sorts of chemicals.

Drugs and medicines (*excluding* chemicals and narcotics).—
(a) Asafoetida.
(b) Camphor.
(c) Cassia lignea.
(d) Quinine and its alkaloids.
Chinchona bark.

Quinine salts—
(a) Quinine sulphate or bisulphate.
(b) Quinine hydrochloride or dihydrochloride.
(c) Others.
(d) Other sorts of drugs and medicines.

D. Cutlery, hardware, implements and instruments (*excluding* electrical instruments and apparatus)—

Clocks and watches and parts thereof—
(a) Clocks and watches.
(b) Parts of clocks and watches.

Cutlery.
Electro-plated ware.
Hardware (*excluding* cutlery and electro-plated ware).

Instruments, apparatus and appliances and parts thereof—
(a) Musical—
(i) Talking machines and accessories.
(ii) Other sorts.

Instruments, apparatus and appliances and parts thereof—*concl.*
(b) Optical.
(c) Photographic.
(d) Other kinds.

E. Dyes and colours—

Dyeing and tanning substances—
(a) Cochineal.
(b) Cutch and gambier.
(c) Dyes obtained from coal tar—
(i) Alizarine.

Dyeing and tanning substances—*concl.*
(c) Dyes obtained from coal tar—*concl.*
(ii) Aniline.
(iii) Others.

Dyeing and tanning substances—*concl.*
(d) Saffron.
(e) Other sorts.
Paints and colours.

F. Electrical goods and apparatus other than machinery—

Instruments, apparatus and appliances and parts thereof—
Electrical.

G. Furniture, Cabinetware and manufactures of wood and timber—

Furniture and cabinetware. Manufactures of wood (other than furniture and cabinetware).

APPENDIX B—*continued*
CLASSIFICATION OF TABLE 6—*continued*

III.—ARTICLES WHOLLY OR MAINLY MANUFACTURED—*continued.*

H. Glassware and earthenware—

Chinese and Japanese ware (including lacquered ware, but excluding earthenware and porcelain).	Glass and glassware— (a) Beads and false pearls. (b) Bottles. (c) Sheet and plate. (d) Other glassware.
Earthenware and porcelain (including pipes of earthenware).	

I. Hides and skins, tanned or dressed and leather—

Hides, tanned or dressed.	Leather, unwrought.	Leather manufactures (excluding boots and shoes).
Skins, tanned or dressed.		

J. Machinery of all kinds, including belting for machinery—

Machinery and mill-work— (a) Prime-movers (other than electrical)— (i) Locomotives (exclud- ing those for railways).	Machinery and mill-work— <i>contd.</i> (a) Prime-movers (other than electrical)— <i>contd.</i> (ii) Others.	Machinery and mill-work— <i>concl'd.</i> (b) Electrical machinery of all kinds. (c) Other sorts of machinery.
--	--	--

K. Metals—iron and steel—and manufactures thereof—

Iron or steel— (a) Anchors and cables. (b) Angle, bolt and rod. (c) Bars and channel. (d) Hoops and strips. (e) Nails, screws, rivets and washers.	Iron or steel— <i>contd.</i> (f) Pipes and fittings, cast. (g) Sheets and plates— (i) Galvanized. (ii) Tinned. (iii) Not galvanized or tinned.	Iron or steel— <i>concl'd.</i> (h) Tubes, pipes and fittings, wrought. (i) Wire. (j) Other manufactures of iron or steel.
--	---	--

L. Metals—other than iron and steel—and manufactures thereof—

Brass, bronze and similar alloys and manufactures thereof, wrought— (a) Mixed or yellow metal for sheathing. (b) Other sorts.	Copper— <i>contd.</i> (b) Wrought— Sheets and other manufac- tures. Lead— (a) Unwrought— (i) Pig. (ii) Other sorts. (b) Wrought, all sorts. Quicksilver.	Tin— (a) Unwrought (blocks, ingots, bars and slabs). Zinc or spelter— (a) Unwrought. (b) Wrought or manufactured. (c) Other sorts. Metals unenumerated.
Copper— (a) Unwrought— (i) Tiles, ingots, cakes, bricks and slabs. (ii) Other sorts.		

M. Paper, pasteboard and stationery—

Paper— (a) Printing paper. (b) Writing paper and envelopes.	Paper— <i>contd.</i> (c) Other kinds of paper (includ- ing paper manufactures).	Pasteboard, millboard and card- board of all kinds. Stationery (excluding paper).
---	---	---

N. Railway plant and rolling-stock—

Railway plant and rolling-stock.

O. Rubber manufactures—

Rubber—
Manufactures.

P. Vehicles (excluding locomotives, etc., for railways)—

Vehicles (excluding locomotives, etc., for railways)— (a) Carriages and carts (ex- cluding railway carriages), and parts thereof.	Vehicles (excluding locomotives, etc., for railways)— <i>contd.</i> (b) Ships, parts of (including launches and boats). (c) Other sorts.
---	--

Q. Cotton yarns and manufactures—

Cotton— (a) Twist and yarn. (b) Manufactures— (i) Canvas. (ii) Handkerchiefs and shawls in the piece. (iii) Hosiery. (iv) Lace and patent net.	Cotton— <i>contd.</i> (b) Manufactures— <i>contd.</i> (v) Piece-goods— Grey (unbleached). White (bleached). Coloured, printed or dyed. Fents of all descriptions.	Cotton— <i>concl'd.</i> (b) Manufactures— <i>concl'd.</i> (vi) Rope. (vii) Thread, sewing. (viii) Other sorts of manufac- tures.
---	---	---

APPENDIX B—concluded.

CLASSIFICATION OF TABLE 6—concluded.

III.—ARTICLES WHOLLY OR MAINLY MANUFACTURED—concluded.

R. Jute yarns and manufactures—

Jute—
Manufactures.

S. Silk yarns and manufactures—

Silk—	Silk— <i>contd.</i>
(a) Yarn, noils and warps.	(b) Manufactures— <i>contd.</i>
(b) Manufactures—	(ii) Silk piece-goods.
(i) Goods of silk mixed with other materials.	(iii) Thread for sewing.
	(iv) Other sorts.

T. Woollen yarns and manufactures—

Wool—
Manufactures—

(a) Piece-goods.	(b) Shawls.	(c) Other sorts.
------------------	-------------	------------------

U. Other yarns and textile fabrics—

Flax—	Haberdashery and millinery.	Other textiles, manufactured.
Manufactures—	Hemp manufactures (<i>excluding</i> cordage).	
(a) Canvas.		
(b) Piece-goods.		
(c) Other sorts (<i>including</i> bags and sacks).		

V. Miscellaneous articles wholly or mainly manufactured—

Art, works of (<i>other than</i> pictures).	Jewellery (<i>excluding</i> imitation jewellery and precious stones and pearls unset) also plate of gold and silver—	Printing and lithographing machinery and materials (<i>excluding</i> paper).
Books, printed and printed matter (<i>not being</i> stationery), <i>including</i> maps and charts.	(a) Jewellery.	Prints, engravings and pictures.
Building and engineering materials (<i>other than</i> of iron, steel or wood).	(b) Plate of gold and silver.	Soap.
Candles of all kinds.	Matches.	Toys and requisites for games and sports, <i>including</i> fishing tackle (<i>other than</i> fire-arms).
Cordage and rope of vegetable fibre (<i>excluding</i> jute & cotton).	Mats and matting.	Umbrellas (<i>including</i> parasols and sunshades).
Fireworks.	Oil cloth and floor cloth.	All other articles of merchandise manufactured.
Ivory, manufactured.	Perfumery (<i>not being</i> perfumed spirits).	
	Pitch, tar and dammer.	

IV, LIVING ANIMALS—

Animals, living—
(a) Horses.
(b) Other living animals.

V.—POSTAL ARTICLES—

Postal articles.

APPENDIX C

LIST OF COUNTRIES THE TRADE WITH WHICH IS SEPARATELY RECORDED

British Empire (including Protectorates and Territories administered under Mandates)	British Empire (including Protectorates and Territories administered under Mandates)— <i>continued</i>	Foreign Countries— <i>continued</i>	
<i>Europe—</i>	<i>America—</i>	<i>Europe—continued</i>	
United Kingdom	North America	Portugal	
Channel Islands		Canada : <i>Via</i> Atlantic Coast ,, Pacific Coast	Azores
Gibraltar		Newfoundland and Coast of Labrador	Madeira
Malta and Gozo		Bermudas	Switzerland
Cyprus	Bahamas*	Italy	
<i>Asia—</i>	British West India Islands	Fiume *	
Palestine *	British Honduras	Austria	
Aden and Dependences	British Guiana	Hungary	
Mesopotamia*	Falkland Islands	Czechoslovakia *	
Bahrein Islands	<i>Australia and Oceania—</i>	Serb-Croat Slovene State * (Jugo-Slavia)	
Maldives]	Australian Commonwealth	Montenegro	
Ceylon		Western Australia South Australia (including Northern Territory)	Albania *
Straits Settlements (including Labuan)		Victoria	Bulgaria
Federated Malay States		Tasmania	Roumania
British Borneo		New South Wales	Greece
Hongkong		Queensland	Crete *
<i>Africa—</i>	Territory of Papua (Br. New Guinea)	<i>Asia—</i>	
Br. West Africa	New Zealand (including Nauru and Br. Samoa)	Turkey, Asiatic	
	Fiji Islands	Syria *	
	Gambia	Foreign Countries	Armenia *
	Sierra Leone	<i>Europe—</i>	Azerbaijan *
Gold Coast (including Br. Togoland)	Russia :	Smyrna *	
Nigeria (including Br. Cameroons)	Northern Russia	Maskat Territory and Trucial Oman	
Ascension	Southern Russia	Other Native States in Arabia	
St. Helena	Pacific Ports (in Asia)	Persia	
Union of South Africa	Finland	Honjam Island	
	Estonia*	Turkestan (Russian)	
	Protectorate of South-West Africa†	Latvia *	Afghanistan
	Cape of Good Hope†	Lithuania*	Sumatra
	Natal	Georgia *	Java
	Orange Free State†	Sweden	Borneo (Dutch)
Transvaal	Norway	Celebes and other Islands	
Rhodesia	Denmark	Dutch New Guinea	
Bechuanaland Protectorate	Iceland and Greenland	Siam	
Basutoland	Poland (including Dantzig) *	Indo-China (including Cochinchina, Cambodia, Annam, Tonkin and French leased territories in China)	
Swaziland	Germany	Philippine Islands and Guam	
Br. East Africa	Netherlands	Macao	
	Belgium	Formosa	
	Zanzibar and Pemba	Luxemburg *	China (exclusive of Hongkong and Macao) *
	Kenya Colony† (formerly known as East African Protectorate)	France	Korea
	Tanganyika Territory†	Spain	Japan
	Uganda Protectorate		
Nyassaland Protectorate			
Somaliland Protectorate			
Anglo-Egyptian Sudan*			
Mauritius and Dependences			
Seychelles			

NOTE.—*Territories marked with asterisk* have been newly added to the list.

†Territories marked with † have undergone changes in their ancient or obsolete names, these being identified as accurately as possible with their modern equivalents.

APPENDIX C—*continued*LIST OF COUNTRIES THE TRADE WITH WHICH IS SEPARATELY RECORDED—*continued*

Foreign Countries— <i>continued</i>		Foreign Countries— <i>continued</i>	Foreign Countries— <i>concluded</i>
<i>Africa</i> —		<i>America</i> —	<i>America</i> — <i>continued</i>
	Egypt	United States of America :	Brazil
North Africa	Tripoli	Via Atlantic Coast	Paraguay
	Tunis	„ Pacific Coast	Uruguay
	Algeria		Argentine Republic (including the Atlantic Coast of Patagonia)
	Spanish Ports in North Africa		Chile (including the Pacific Coast of Patagonia)
	Morocco		Peru
	Canary Islands		Ecuador
West Africa	Spanish West Africa (including Fernando Po)	West Indies	Bolivia
	French West Africa	Cuba	
	Portuguese Guinea	Hayti and St. Domingo	
	Liberia	Porto Rico	
	French Equatorial Africa (French Congo) †	French West Indies (including St. Pierre and Miquelon)	
	Belgian Congo †	Virgin Islands of the United States †	
	Portuguese West Africa	Dutch West Indies	
East Africa	Portuguese East Africa	Mexico	<i>Oceania</i> —
	Madagascar	Guatemala	Hawaii †
	Reunion	Honduras (not British)	Other Islands in the Pacific
	Italian East Africa (Somaliland and Eritrea)	San Salvador	
	French Somaliland	Nicaragua	
	Abyssinia	Costa Rica	
	Colombia		
	Panama		
	Venezuela		
	Dutch Guiana		
	French Guiana		

NOTE.—*Territories marked with asterisk * have been newly added to the list.

† Territories marked with † have undergone changes in their ancient or obsolete names, these being identified as accurately as possible with their modern equivalents.

INDEX

ARTICLES	IMPORTS		EXPORTS				ARTICLES	IMPORTS		EXPORTS			
	Abstract Tables	General Imports	INDIAN MERCHANDISE		FOREIGN MERCHANDISE			Abstract Tables	General Imports	INDIAN MERCHANDISE		FOREIGN MERCHANDISE	
			Abstract Tables	General Exports	Abstract Tables	General Exports				Abstract Tables	General Exports	Abstract Tables	General Exports
Page	Page	Page	Page	Page	Page	Page	Page	Page	Page	Page	Page	Page	
Acetic acid	29	109	—	—	—	—	Apparatus (included with "Instruments, etc.")	—	—	—	—	—	—
Acids :							Apparel (including drapery, uniforms, and accoutre- ments)	28, 52	76, 938	55	555	67	814
Acetic	29	109	—	—	—	—	Gold and silver thread . . .	28	77	—	—	—	—
Carbolic	29	109	—	—	—	—	Hats, caps, bonnets, and hatter's ware	28	78	—	—	—	—
Citric	29	109	—	—	—	—	Lametta	28	78	—	—	—	—
Nitric	30	110	—	—	—	—	Second-hand clothing . . .	28	79	—	—	—	—
Oxalic	30	110	—	—	—	—	Waterproofed clothing . . .	28	79	—	—	—	—
Sulphuric	30	110	—	—	67	821	Appliances (included with "Instruments, etc.")	—	—	—	—	—	—
Tartaric	30	111	—	—	—	—	Arabic Gum—	34	188	57	617	68	846
Other sorts	30	111	—	—	—	—	Arms, ammunition, and military stores :	—	—	55	557	—	—
Acetone	—	—	—	—	—	—	Cartridge cases :	—	—	—	—	—	—
Accoutrements (included with "Apparel, etc.")	—	—	—	—	—	—	Filled	28	80	—	—	—	—
Aerated water making mach- inery.	37	264	—	—	—	—	Empty	28	81	—	—	—	—
Agricultural implements . .	34	192	—	—	—	—	Explosives :	—	—	—	—	—	—
" machinery	37	265	—	—	—	—	Ammonal	28	82	—	—	—	—
" tractors and parts	37	265	—	—	—	—	Blasting fuse	28	82	—	—	—	—
Air craft	51	534	—	—	—	—	" gelatine	28	82	—	—	—	—
Ajama seeds	—	—	62	702	—	—	Dynamite	28	82	—	—	—	—
Ajwan "	—	—	62	702	—	—	Gelatine dynamite	28	88	—	—	67	810
Ale, beer, and porter :							Other Nitro-compound explosives	28	83	—	—	—	—
Ale and beer (in bottle) . .	36	238	—	—	60	858	Detonators	28	83	—	—	—	—
" " " (in bulk)	36	238	—	—	—	—	Others	28	83	—	—	—	—
Stout and porter (in bottle)	30	239	—	—	—	—	Firearms, and parts thereof	28, 52	84, 938	—	—	67	815
" " " (in bulk)	36	239	—	—	—	—	Gunpowder black	28	85	—	—	—	—
Alizarine dyes	32	151	—	—	68	831	" smokeless	28	85	—	—	67	810
Almond oil	41	333	—	—	—	—	" others	28	85	—	—	—	—
Almonds	33	166	—	—	—	—	Other sorts	28, 52	85, 938	—	—	67	816
Aloes	31	142	56	575	—	—	Arsenic and its oxides . . .	30	115	55	565	67	821
Alum	30	112	55	505	—	—	Art. works of (other than pictures)	28	87	55	557	67	817
Aluminous sulphates	30	113	—	—	67	820	Articles of stone and marble	45	426	—	—	—	—
Aluminium :							" exported by post	—	—	66	809	74	935
Unwrought (ingots, blocks, bars)	30	286	—	—	—	—	" imported by post	51	548	—	—	—	—
Wrought—							Artificial and mineral manures :	—	—	—	—	—	—
Circles	39	286	—	—	—	—	Nitrate of soda	38	281	—	—	—	—
Sheets	39	286	—	—	—	—	Others	38	281	—	—	—	—
Other manufactures . . .	80	287	—	—	—	—	Artificial silk :	—	—	—	—	—	—
Ammonia and Salts thereof :							Artificial silk yarn	49	518	—	—	—	—
Anhydrous	30	113	—	—	67	820	Piece goods of cotton and artificial silk	49	518	—	—	—	—
Others	30	114	—	—	—	—	Asafetida	31	143	56	575	67	827
Ammunition (included with "Arms, etc.")	—	—	—	—	—	—	Asbestos, raw	28	87	—	—	—	—
Anchors and cables of iron or steel	40, 53	299, 953	59	657	70	870	" manufactures—	—	—	—	—	—	—
Angle, bolt, and rod of iron	40, 53	297, 952	59	658	80	870	Asbestos packing	28	87	—	—	—	—
" " " " of steel	40	314	—	—	—	—	Other manufactures (ex- cept for packing)	28	88	—	—	—	—
Anhydrous	30	118	—	—	—	—	Asphalt	29	99	—	—	—	—
Aniline dyes	32	151	—	—	68	831	Assalia seeds	—	—	62	708	—	—
Animal fat (included with "Tallow and stearine")	—	—	—	—	—	—	Bacon and hams	43	382	—	—	—	—
Animal oils :							Bags, gunny, of jute	49	504	64	774	—	—
Fish oil	41	332	60	670	71	882	" and sacks of flax	48	495	64	766	—	—
Other kinds	41	332	—	—	—	—	" " " of hemp	49	501	—	—	—	—
Animals, living :							" and trunks of leather	36	232	58	645	—	—
Cattle (excepting sheep and goats)	—	—	55	553	—	—	Pajra, Jowar and—	33	182	57	590	—	—
Horses	28	75	55	553	67	813	Bangles, glass	33	175	—	—	—	—
Sheep and goats	—	—	55	554	—	—	Barks for tanning	32	140	56	579	—	—
Other kinds	28	75	55	554	67	813	Bars and channels (iron)	40, 53	293, 952	—	—	—	—
Aniseed	—	—	62	702	—	—	" " " (iron or steel)	—	—	50	—	—	—

INDEX—continued

ARTICLES	IMPORTS		EXPORTS				ARTICLES	IMPORTS		EXPORTS			
	Abstract Tables	General Imports	INDIAN MERCHANDISE		FOREIGN MERCHANDISE			Abstract Tables	General Imports	INDIAN MERCHANDISE		FOREIGN MERCHANDISE	
			Abstract Tables	General Exports	Abstract Tables	General Exports				Abstract Tables	General Exports	Abstract Tables	General Exports
	Page	Page	Page	Page	Page	Page	Page	Page	Page	Page	Page	Page	
Bars of steel	40, 53	315, 954	—	—	—	—	Bottles, glass	52	944	—	—	68	841
Barley	33	181	57	598	—	—	„ soda water	33	176	—	—	—	—
Bars, blocks, Ingots, — (aluminium)	89	286	—	—	—	—	Boxes. Safes and strong — of metal	34	198	—	—	—	—
Barytes	42	347	—	—	—	—	Braids, woollen	49	518	—	—	—	—
Baskets and basketware	28	89	55	558	—	—	Bran. Fodder, — and pol- lards	32	108	56	599	—	—
Batteries	35	210	—	—	—	—	Brandy	36	241	—	—	69	650
Beads and false pearls	33	175	—	—	68	840	Brass (for details see under "Metals")	—	—	—	—	—	—
Beams, pillars, girders, and bridgework of iron or steel	40	300	—	—	—	—	Brassiers and sheets (copper)	39	293	—	—	—	—
Beans	33	181	57	601	—	—	Bricks. Tiles, Ingots, cakes, and —, of unwrought copper	39	292	—	—	—	—
Bêche-de-mer	—	—	61	694	—	—	Bricks (not of copper)	52	940	56	560	—	—
Bedsteads	33	170	—	—	—	—	Bricks, refractory	52	940	—	—	—	—
Beer, Ale, —, and porter	36, 53	238, 948	—	—	69	858	Bridgework. Beams, pillars, girders, and —, of iron or steel	40	300	—	—	—	—
Beet Sugar	45	439	—	—	—	—	Bridgework (Railway materials)	44	397	—	—	—	—
Belladonna and preparations thereof	31	143	—	—	—	—	Bristles	29	96	56	560	—	—
Bolting for machinery :							Bristles and fibre for brushes and brooms :						
of cotton	28	89	—	—	—	—	Bristles	29	96	55	560	—	—
of leather	28	90	—	—	—	—	Fibre	29	96	50	586	—	—
of other materials (in- cluding col.)	28	90	—	—	—	—	British dollars	—	—	—	—	998	—
Benjamin. Gum—	34	183	57	617	68	846	Bronze—see Brass						
Benzine and Petrol	42	310	60	675	—	—	Brushes and Brooms :						
Benzine, Benzol, Petrol, and other motor spirits	42	340	—	—	—	—	Brushes :						
Bergamot oil	41	333	—	—	—	—	Paint and varnish brushes	29	97	—	—	—	—
Betsinuts	45	417	63	722	72	896	Toilet brushes	29	97	—	—	—	—
Bicarbonate of soda	31	125	—	—	—	—	Other brushes	29	98	—	—	—	—
Bichromate of potassium	30	122	—	—	—	—	Brooms	29	98	—	—	—	—
Billets and slabs. Ingots, Blooms, — (steel)	40	318	—	—	—	—	Buckets of tinned or galva- nised iron	34	192	—	—	—	—
Blacuits and cakes	43	382	—	—	—	—	Builders' hardware, such as locks, hinges, etc.	34	193	—	—	—	—
Black gunpowder	28	85	—	—	—	—	Building and engineering materials; other than of iron, steel, or wood	—	—	—	—	—	819
Blankets (cotton)	46	447	—	—	—	—	Asphalt	29	99	—	—	—	—
Blasting fuse	28	82	—	—	—	—	Bricks	52	940	56	560	—	—
„ gelatine	28	82	—	—	—	—	Bricks, other than fire- bricks	29	100	—	—	—	—
Bleaching powder	30	115	—	—	—	—	Firebricks	29	100	—	—	—	—
Bleaching and dyeing machi- nery (cotton)	33	273	—	—	—	—	Refractory bricks	52	940	—	—	—	—
Block tin, unwrought	41, 53	324, 256	—	664	71	879	Cement	52	940	—	—	—	—
Blocks, Mica : In—	41	331	60	669	—	—	„ Boiler covering	29	101	—	—	—	—
Blocks, bars, Ingots (alumi- nium)	39	286	—	—	—	—	„ Portland	29	101	—	—	—	—
Blooms. Ingots, —, billets, and slabs (steel)	40	318	—	—	—	—	„ other kinds	29	102	—	—	—	—
Boards. Straw—	43	366	—	—	—	—	Chalk and lime, excluding French chalk	29	103	56	560	—	—
Bobbins	29	92	—	—	—	—	Clay	29	103	—	—	—	—
Boiler covering. Cement—	29	101	—	—	—	—	Firebricks	29	100	—	—	—	—
Boilers (machinery)	37	206	—	—	—	—	Tiles	29, 52	103, 910	56	561	—	—
Bolt. Ankle, —, and rod (iron)	40, 53	297, 952	—	—	—	—	Other kinds	29, 52	104, 941	56	562	—	—
„ and nuts of iron or steel	49	309	59	—	—	—	Buffalo hides, raw	—	—	57	621	—	—
Bones. Animal — for manure	33	282	59	640	—	—	„ tanned or dressed	—	—	58	637	—	—
Bonnets. Hats, caps, —, and hatter's ware	28	78	—	—	—	—	Bullion	995, 998	—	—	995, 998	—	—
Books, printed, and printed matter (and being station- ery) including maps and charts	29, 52	92, 939	55	558	67	817	Butter	43	383	61	694	—	—
Boots and shoes	52	940	55	550	67	818	Button, lac	36	229	58	635	—	—
of leather	20	93	—	—	—	—	Buttons of all sorts :						
of other materials	39	94	—	—	—	—	Metal	29	105	—	—	—	—
Boot and shoe manufactur- ing machinery	37	267	—	—	—	—	Other sorts	29	106	—	—	—	—
Borax	31	125	55	567	—	—							
Bottled fruits. Canned or—	43	384	—	—	—	—							

INDEX—continued.

ARTICLES	IMPORTS		EXPORTS				ARTICLES	IMPORTS		EXPORTS			
	Abstract Tables	General Imports	INDIAN MERCHANDISE		FOREIGN MERCHANDISE			Abstract Tables	General Imports	INDIAN MERCHANDISE		FOREIGN MERCHANDISE	
			Abstract Tables	General Exports	Abstract Tables	General Exports				Abstract Tables	General Exports	Abstract Tables	General Exports
	Page	Page	Page	Page	Page	Page	Page	Page	Page	Page	Page	Page	
Cabinetware, Furniture and— (see details under "Furniture and Cabinetware")							Cattle (excepting sheep and goats)	—	—	55	553	—	—
Cables, Anchors, and—of iron or steel	40, 53	299, 953	59	657	70	870	Caustic soda	31	126	—	—	—	—
Cables, Electric wires and— (see details under "Instruments, Electrical")							Cement:						
Cajuputi oil	41	334	—	—	—	—	Boiler covering	29	101	—	—	—	—
Cakes, Biscuits and—	43	382	—	—	—	—	Portland	29	101	—	—	—	—
Cakes, Tiles, Ingots,—bricks, and slabs of unwrought copper	30	292	—	—	70	860	Other kinds	29	102	—	—	—	—
Calcium carbide	30	116	—	—	—	—	Chairs:						
Calf skins, raw	—	—	57	623	—	—	Grey	47	457	64	740	—	—
Cambries (grey and white) (included with "Jaconets," etc.)							White	47	450	64	753	—	—
" Including Madapolams, Muslins, Mulls, and Jaconets (coloured, printed, or dyed)	47	467	—	—	—	—	Coloured, printed, or dyed	47	407	—	—	—	—
Camphor	32	143	56	575	67	827	Chairs and fishplates of steel or iron. Rails,—(excluding those for railways)	40	305	—	—	—	—
Camphor oil	41	334	—	—	—	—	Chairs and fishplates of steel and iron. Rails,—for railways	44, 54	398, 961	—	—	—	—
Candles of all kinds	29	107	55	563	67	819	Chalk and lime	29	103	55	660	—	—
Canes and rattans	29	108	55	564	67	820	Chalk, French	29	108	—	—	—	—
Canned or bottled fruits	43	384	—	—	—	—	Champagne and other sparkling wines	37	248	—	—	70	861
Canvas:							Channels, Bars and—of iron	40, 53	298, 952	—	—	—	—
Cotton	46	447	63	747	72	908	" Bars and—of steel	40, 53	315, 954	—	—	—	—
Flax	48, 54	495, 965	—	—	73	916	" Bars and—of iron or steel	—	—	50	658	70	871
Jute	49	503	64	770	—	—	Charts (included with "Books and printed matters")	—	—	—	—	—	—
Caps, Hats,—bonnets and hatter's ware	28	78	—	—	—	—	Chasam or waste, silk	—	—	65	786	—	—
Carbide of calcium	30	110	—	—	—	—	Checks, spots, and stripes of cotton cloth, white (bleached)	47	460	—	—	—	—
Carbolic acid	29	109	—	—	—	—	" (coloured, printed, or dyed)	47	467	—	—	—	—
Carbons, electric	35	210	—	—	—	—	Cheese (including canned)	43	387	61	695	—	—
" tool steel	40	317	—	—	—	—	Chemicals and chemical preparations, etc						
Cardamoms	45	417	68	722	72	896	Acids:						
Cardboard, Pasteboard, millboard, and—of all kinds	43, 54	361, 958	61	690	71	888	Acetic	29	109	—	—	—	—
Cards, Playing—	50	525	—	—	—	—	Carbolic	29	109	—	—	—	—
Carpets and rugs, woollen	49	513	65	791	—	—	Citric	29	109	—	—	—	—
Carraway	—	—	62	703	—	—	Nitric	30	110	—	—	—	—
Carriages and carts not mechanically propelled and parts thereof (excluding railway carriages, trucks, etc.) (for details see under "Vehicles, etc.")							Oxalic	30	110	—	—	—	—
Carriage and wagons and parts thereof (Railway)	44, 54	397, 960	—	—	—	—	Sulphuric	30	110	—	—	67	821
Cars, Motor—	51	534	—	—	—	—	Tartaric	30	111	—	—	—	—
Cars, Tram—	51	537	—	—	—	—	Other sorts	30	111	—	—	—	—
Cartridge cases:							Alum	30	112	55	565	—	—
Filled	28	80	—	—	—	—	Aluminous sulphates	30	113	—	—	67	820
Empty	28	81	—	—	—	—	Ammonia and salts thereof:	—	—	—	—	67	820
Carts, Carriages and— not mechanically propelled and parts thereof (excluding railway carriages, trucks, etc.) and parts thereof (for details see under "Vehicles, etc.")							Anhydrous	30	113	—	—	—	—
Caseln	—	—	55	565	—	—	Others	30	114	—	—	—	—
Cassia	—	—	60	671	—	—	Arsenic and its oxides	30	116	55	605	67	821
" (spices)	45	417	—	—	—	—	Bleaching materials:						
" lignea	32	144	—	—	67	828	Bleaching powder (calcium hypochlorate, chloride of lime)	30	115	—	—	—	—
Cast steel:							Other sorts	30	115	—	—	—	—
Cast steel bars	40	317	—	—	—	—	Carbide of calcium	30	116	—	—	—	—
Tool steel, Carbon	40	317	—	—	—	—	Copperas (ferrous sulphate)	30	116	—	—	—	—
" High speed	40	317	—	—	—	—	Copper sulphate	30	117	—	—	—	—
Castor cake	—	—	61	684	—	—	Disinfectants:						
" oil	42	341	60	676	—	—	Napthalene	30	117	—	—	—	—
" seeds	44	405	62	703	—	—	Others	30	118	—	—	—	—
							Glycerine	30	119	—	—	—	—
							Lead compounds:						
							Acetate	30	119	—	—	—	—
							Litharge	30	120	—	—	—	—
							Others	30	120	—	—	—	—

INDEX—continued

ARTICLES	IMPORTS		EXPORTS				ARTICLES	IMPORTS		EXPORTS			
	Abstract Tables	General Imports	INDIAN MERCHANDISE		FOREIGN MERCHANDISE			Abstract Tables	General Imports	INDIAN MERCHANDISE		FOREIGN MERCHANDISE	
			Abstract Tables	General Exports	Abstract Tables	General Exports				Abstract Tables	General Exports		
	Page	Page	Page	Page	Page	Page	Page	Page	Page	Page	Page	Page	
Chemicals, etc.— <i>contd.</i>													
Magnesium compounds :													
Chloride	30	120	—	—	—	—							
Sulphate	30	121	—	—	—	—							
Others	30	121	—	—	—	—							
Potassium compounds :													
Bichromate	30	122	—	—	—	—							
Chlorate	30	122	—	—	—	—							
Cyanide of potassium	30	123	—	—	—	—							
Saltpetre (potassium nitrate)	30	123	55	566	—	—							
Other sorts	30	123	55	563	—	—							
Soda compounds :													
Bicarbonate of soda	31	125	—	—	—	—							
Bichromate of soda	31	125	—	—	—	—							
Borax (including boracic acid)	31	125	55	567	—	—							
Caustic soda	31	126	—	—	—	—							
Chromate of soda	31	126	—	—	—	—							
Cyanide of sodium	31	126	—	—	—	—							
Soda sulphide	31	127	—	—	—	—							
Sodium carbonate (soda ash and soda crystals)	31	127	—	—	—	—							
Sodium silicate	31	127	—	—	—	—							
Soda, other sorts	31	128	—	567	—	—							
Sulphur (Brimstone)	31	129	—	—	—	—							
Zinc compounds :													
Chloride	31	129	—	—	—	—							
Others	31	129	—	—	—	—							
Other sorts of chemicals	31	130	55	567	67	821							
Articles	45	418	63	723	—	—							
China clay	31	132	—	—	—	—							
China and Japanese-ware including lacquer-ware, but excluding earthenware and porcelain	31	132	—	—	67	823							
Colours. Prints and coloured	47	470	—	—	—	—							
Chromate. Potassium	30	122	—	—	—	—							
Chocolate. Cocoa and —	43	387	—	—	—	—							
Chromite (chrome iron ore)	—	—	59	655	—	—							
Condiments. Pickles, —, sauces, and condiments	44	393	—	—	—	—							
Condiments. Pickles, chutnies, and —	—	—	61	696	—	—							
Confectionery	45	429	63	731	72	902							
Control and switch gear	38	260	—	—	—	—							
Copper (for details see under "Metals")	30	116	—	—	—	—							
Copperas	30	116	—	—	—	—							
Copra. Coconut kernel or —	44	405	62	709	—	—							
Coral	31	139	56	571	67	825							
Cordage and rope of vegetable fibre (excluding jute and cotton)	31	139	56	574	67	825							
Coriander seed	—	—	62	703	—	—							
Cork manufactures	31	140	—	—	—	—							
Cotton cake	—	—	61	684	—	—							
Cotton—(Textile) machinery :													
Cotton bleaching and dyeing machinery	38	273	—	—	—	—							
Cotton printing machinery	38	273	—	—	—	—							
Cotton spinning machinery	38	274	—	—	—	—							
Cotton weaving machinery	38	274	—	—	—	—							
Cotton :													
Kapok	—	—	63	739	—	—							
Raw	46	437	63	737	72	905							
Waste	46	437	63	738	—	—							
Mercerised cotton yarn	46	445	—	—	—	—							
Twist and yarn	46, 51	446, 963	63	740	72	905							
Manufactures—Blankets	46	447	—	—	—	—							
Canvas	46	447	63	747	72	906							
Handkerchiefs and shawls in the piece :													
Handkerchiefs	46	448	63	748	72	906							
Shawls	46	448	63	748	72	906							

INDEX—continued

ARTICLES	IMPORTS		EXPORTS				ARTICLES	IMPORTS		EXPORTS			
	Abstract Tables	General Imports	INDIAN MERCHANDISE		FOREIGN MERCHANDISE			Abstract Tables	General Imports	INDIAN MERCHANDISE		FOREIGN MERCHANDISE	
			Abstract Tables	General Exports	Abstract Tables	General Exports				Abstract Tables	General Exports		
	Page	Page	Page	Page	Page	Page	Page	Page	Page	Page	Page	Page	
Cotton—continued							Cotton—continued						
Manufactures—contd.							Manufactures—contd.						
Hosiery :							Piece goods—contd.						
Stockings and socks	54	963	—	—	—	—	White (bleached)—contd.						
Underwear	46	449	—	—	—	Nainsooks	47	463	—	—	—	—	
Other sorts	46	450	63	748	72	Sheetings	47	464	—	—	—	—	
Lace and patent net	46	451	—	—	—	T. cloth and Domestics	47	464	64	764	72	910	
Piece goods—						Twill	47	464	—	—	—	—	
Grey (unbleached)—						Unspecified descriptions	47	465	64	766	—	—	
Plain grey :						Coloured, printed, or dyed :							
Chádars	46	452	—	—	—	Printed goods :							
Dhutis, Sárís, and Scarves	46	453	—	—	—	Cambrics, including Madapollams, Muslins, Mulls, and Jaconets	47	467	—	—	—	—	
Drills and Jeans	46	453	—	—	—	Chádars	47	467	—	—	—	—	
Flannel and flannelettes	46	453	—	—	—	Checks, Spots, and Stripes	47	467	—	—	—	—	
Jaconets, including Madapollams, Mulls, and Cambrics	46	454	—	—	—	Dhutis	47	468	—	—	—	—	
Longcloth and Shirts	46	454	—	—	—	Drills and Jeans	47	468	—	—	—	—	
Printers	46	454	—	—	—	Flannel and flannelettes	47	469	—	—	—	—	
Sheetings	46	455	—	—	—	Lungis	47	469	—	—	—	—	
T. cloth and Domestics	46	455	—	—	—	Prints and Chintz	47	470	—	—	—	—	
Unspecified descriptions	46	455	—	—	—	Sárís and Scarves	47	471	—	—	—	—	
Bordered grey :						Shirts	47	471	—	—	—	—	
Chádars	47	467	—	—	—	Twill	47	471	—	—	—	—	
Dhutis, Sárís, and Scarves	47	467	—	—	—	Woven lungis and Sarongs	47	472	—	—	—	—	
Drills and Jeans	47	467	—	—	—	Unspecified descriptions	47	472	—	—	—	—	
Flannel and flannelettes	47	467	—	—	—	Dyed goods :							
Jaconets, including Madapollams, Mulls, and Cambrics	47	467	—	—	—	Cambrics, including Madapollams, Muslins, Mulls, and Jaconets	47	478	—	—	—	—	
Longcloth and Shirts	47	467	—	—	—	Chádars	47	474	—	—	—	—	
Printers	47	468	—	—	—	Checks, Spots, and Stripes	47	474	—	—	—	—	
Sheetings	47	468	—	—	—	Dhutis	47	475	—	—	—	—	
T. cloth and Domestics	47	468	—	—	—	Drills and Jeans	48	476	—	—	—	—	
Unspecified descriptions	47	468	—	—	—	Flannel and flannelettes	48	476	—	—	—	—	
Grey (unbleached) :						Lungis	48	476	—	—	—	—	
Chádars			64	749		Prints and Chintz	48	476	—	—	—	—	
Dhutis, Sárís, and Scarves			—	—		Sárís and Scarves	48	477	—	—	—	—	
Drills and Jeans			64	750		Shirts	48	477	—	—	—	—	
Longcloth and Shirts	47, 54	459, 964	64	751	72	Twill	48	478	—	—	—	—	
T. cloth and Domestics			64	750		Woven lungis and Sarongs	48	478	—	—	—	—	
Unspecified descriptions			64	751		Unspecified descriptions	48	479	—	—	—	—	
White (bleached) :						Woven coloured goods :							
Chádars	47	459	64	753		Cambrics, including Madapollams, Muslins, Mulls, and Jaconets	48	480	—	—	—	—	
Checks, Spots, and Stripes	47	460	—	—		Chádars	48	481	—	—	—	—	
Dhutis, Sárís, and Scarves	47	460	—	—		Checks, Spots, and Stripes	48	481	—	—	—	—	
Drills and Jeans	47	461	64	753		Dhutis	48	481	—	—	—	—	
Flannel and flannelettes	47	461	—	—		Drills and Jeans	48	482	—	—	—	—	
Jaconets, Madapollams, Mulls, Cambrics, and Muslins	47	461	—	—		Flannel and flannelettes	48	482	—	—	—	—	
Lawns	47	462	—	—		Prints and Chintz	48	483	—	—	—	—	
Longcloth and Shirts	47	462	64	754		Sárís and Scarves	48	483	—	—	—	—	
Mulls	47	463	—	—		Shirts	48	484	—	—	—	—	
						Twill	48	484	—	—	—	—	
						Lungis and Sarongs	48	485	—	—	—	—	
						Unspecified descriptions	48	485	—	—	—	—	
						Coloured, printed, or dyed (total) :							
						Cambrics, including Madapollams, Muslins, Mulls, and Jaconets	48, 54	488, 964	—	—	—	—	

INDEX—continued

ARTICLES	IMPORTS		EXPORTS				ARTICLES	IMPORTS		EXPORTS				
	Abstract Tables	General Imports	INDIAN MERCHANDISE		FOREIGN MERCHANDISE			Abstract Tables	General Imports	INDIAN MERCHANDISE		FOREIGN MERCHANDISE		
			Abstract Tables	General Exports	Abstract Tables	General Exports				Abstract Tables	General Exports			
Page	Page	Page	Page	Page	Page	Page	Page	Page	Page	Page	Page			
Cotton—concluded							Domestics: T. Cloth and—							
Manufactures—concl'd.							Grey	47	450	64	750	—		
Piece goods—concl'd.							White	47	464	64	754	—		
Coloured, printed or dyed (total)—concl'd.							Drapery (included with "Apparel, etc.")							
Lungs and Saris	48, 54	488, 964	64	757	73	910	Drills and Jeans :							
Drills and Jeans			64	757					Grey	47	459	64	750	—
Unspecified descrip- tions			64	758					White	47	460	64	753	—
Fents of all descrip- tions	48	480	—	—	73	911	Coloured	47	468	64	757	—		
Rope	48	440	—	—	73	913	Drugs and Medicines :							
Thread, sewing	48	401	64	762	73	913	Aloe	31	142	56	575	—		
Towels in the piece	48	491	—	—	—	—	Asafetida	31	143	56	575	67		
Other sorts of manu- factures	48, 54	492, 964	64	763	73	914	Belladonna and prepara- tions thereof	31	143	—	—	—		
otton, seeds	44	406	62	710	—	—	Camphor	32	143	56	575	67		
Seed oil	42	342	60	677	—	—	Cassia lignea	32	144	—	—	67		
Countries (see Trade with Countries)							Cinchona bark	32, 52	144, 942	56	575	—		
Raw hides, raw	—	—	57	621	—	—	Cocaine	32	144	—	—	—		
Raw hides, tanned or dressed	—	—	58	638	—	—	Galangal	—	—	56	575	—		
Waxes	44	411	62	720	—	—	Morphia and preparations of Opium and Morphia	32	145	—	—	—		
Shells and — (for details see under "Shells and Cowries")							Nux vomica (Strychnia)	—	—	56	576	—		
Mineral seeds	—	—	62	704	—	—	Proprietary and patent medicines	32	145	—	—	—		
" (black)	—	—	62	705	—	—	Quinine and its alkaloids							
Grants and raisins	33	166	—	—	—	—	.. salts :							
Money notes	1000, 1007	—	—	—	1000, 1007	—	.. sulphate or bi- sulphate	32, 52	146, 942	—	—	67		
Tea and gambler	32	151	56	579	67	831	.. hydrochloride or dihydrochloride	32, 52	146, 942	—	—	67		
Tools :							.. Others	32, 52	147, 942	—	—	576		
Pruning knives	31	140	—	—	67	826	Sarsaparilla and prepara- tions	32	148	—	—	—		
Other kinds	31	141	—	—	—	—	Senna	—	—	56	577	—		
Settings of hides and skins, raw	—	—	58	629	—	—	Storax, including liquid storax (rose melloea)	32	148	—	—	—		
Sulphate of potassium	30	128	—	—	—	—	Other sorts of drugs and medicines	32, 52	148, 942	56	577	67		
Cycles (other than motor cycles) :							Medicines and Narcotics	52	943	—	—	—		
.. imported entire or in sections	50	532	—	—	—	—	Dyeing and Tanning sub- stances :							
.. motor	51	535	—	—	—	—	Barks for tanning	32	150	56	579	—		
Parts of cycles and acces- sories (excluding rubber- tyres)	50	533	—	—	—	—	Cochineal	32	150	—	—	68		
Summer	34	188	—	—	71	839	Gutch and Gambier	32	151	56	570	68		
Inferrous petroleum flashing below 76° F.—Benzine, Benzol, Petrol, and other motor spirit	42	340	60	675	—	—	Dyes obtained from coal tar :							
etc	33	167	—	—	68	837	Alizarine	32	151	—	—	68		
Sal and pine wood	51	542	—	—	—	—	Aniline	32	151	—	—	68		
Tulsi, coloured	47	408	—	—	—	—	Others	32	152	—	—	68		
.. Saris and Scarves :							Indigo	—	—	56	580	—		
Grey	47	459	—	—	—	—	.. synthetic	32	153	—	—	—		
White	47	460	—	—	—	—	Myrobalans	—	—	56	581	—		
Samonds	43	375	—	—	—	—	.. extracts	32	154	56	582	—		
Oil	41	334	—	—	—	—	Safflower	—	—	56	582	—		
Oil seed. Sawa or—	—	—	62	706	—	—	Saffron	32	154	—	—	68		
Disinfectants :							Turmeric	—	—	56	582	—		
Naphthalene	30	117	—	—	—	—	Other sorts, including lac-dye	32	154	56	583	68		
Others	30	118	—	—	—	—	Dynamite	28	82	—	—	—		
Domestic hardware, other than enamelled ironware	34	194	—	—	—	—	Earthenware and porcelain :							
							Earthenware :							
							Pipes of earthenware	32	156	56	581, 585	—		
							Sanitary ware	32	156	56	581, 585	—		
							Other kinds	32	156	56	581, 585	—		

INDEX—continued

ARTICLES	IMPORTS		EXPORTS				ARTICLES	IMPORTS		EXPORTS			
	Abstract Tables	General Imports	INDIAN MERCHANDISE		FOREIGN MERCHANDISE			Abstract Tables	General Imports	INDIAN MERCHANDISE		FOREIGN MERCHANDISE	
			Abstract Tables	General Exports	Abstract Tables	General Exports				Abstract Tables	General Exports		
	Page	Page	Page	Page	Page	Page	Page	Page	Page	Page	Page	Page	Page
Earthenware, etc.— <i>contd.</i>													
Porcelain :													
Electrical	32, 52	158, 043	—	—	—	—	—	—	—	—	—	—	—
Other kinds	32, 52	158, 044	—	—	—	—	—	—	—	—	—	—	—
Ebony wood	51	545	68	806	—	—	—	—	—	—	—	—	—
Electric carbons	35	210	—	—	—	—	—	—	—	—	—	—	—
Electrical instruments (for details see under "Instru- ments, apparatus and appliances")													
" machinery (for details see under "Machi- nery and millwork")													
Electroplated ware	32	156	—	—	68	835	—	—	—	—	—	—	—
Enamelled ironware	34	194	—	—	—	—	—	—	—	—	—	—	—
Engine and Boiler. Packing—	42	347	—	—	—	—	—	—	—	—	—	—	—
Engines. Gas—(loco motives)	37	250	—	—	—	—	—	—	—	—	—	—	—
" Oil—"	37	56	—	—	—	—	—	—	—	—	—	—	—
" Oil (other than locomotives)	37	56	—	—	—	—	—	—	—	—	—	—	—
" Steam—(loco mo- tives)	37	235	—	—	—	—	—	—	—	—	—	—	—
" Steam—(other than locomotives)	37	258	—	—	—	—	—	—	—	—	—	—	—
Engravings—See "Prints, engravings and pictures"													
Envelopes. Writing-paper and—	42, 54	361, 958	—	—	71	887	—	—	—	—	—	—	—
Essential oils	41	333	—	—	71	682	—	—	—	—	—	—	—
" seeds (for details see under "Seeds")													
Eucalyptus oil	41	335	—	—	—	—	—	—	—	—	—	—	—
Fans. Electric—and parts thereof	34	205	—	—	—	—	—	—	—	—	—	—	—
Farina and potato flour	45	421	—	—	—	—	—	—	—	—	—	—	—
Farinaceous foods	43	368	—	—	—	—	—	—	—	—	—	—	—
Feathers	32	160	56	586	—	—	—	—	—	—	—	—	—
Fennel seed	—	—	62	705	—	—	—	—	—	—	—	—	—
Fenugreek seed	—	—	62	706	—	—	—	—	—	—	—	—	—
Fermented liquors. Cider and other—	36	240	—	—	69	859	—	—	—	—	—	—	—
Ferts of all descriptions	48	480	—	—	73	911	—	—	—	—	—	—	—
Fibre	29	96	—	—	—	—	—	—	—	—	—	—	—
Fibre for brushes and brooms	—	—	56	586	—	—	—	—	—	—	—	—	—
Films. Cinematograph—	35	220	—	—	—	—	—	—	—	—	—	—	—
Firearms, and parts thereof	28, 51	84, 838	—	—	67	815	—	—	—	—	—	—	—
Firebricks	29	100	—	—	—	—	—	—	—	—	—	—	—
Firewood	51	535	66	805	—	—	—	—	—	—	—	—	—
Fireworks	32	160	56	586	68	835	—	—	—	—	—	—	—
Fish (excluding canned fish): " dry, salted	32	161	56	587	68	836	—	—	—	—	—	—	—
" " unsalted	32	161	56	587	68	836	—	—	—	—	—	—	—
" wet, salted (<i>ngapi</i>)	32	162	56	588	—	—	—	—	—	—	—	—	—
" other sorts	32	162	—	—	—	—	—	—	—	—	—	—	—
" oil	41	832	—	—	—	—	—	—	—	—	—	—	—
Fishing rods and lines (in- cluded with "Sticks and whips")													
Fishmanure and guano	38	282	59	651	—	—	—	—	—	—	—	—	—
Fishnaws and sharkfins	32	162	56	587	68	836	—	—	—	—	—	—	—
Fishplates. Rails, chairs and—(steel or iron) exclud- ing those for railways	40	305	—	—	—	—	—	—	—	—	—	—	—
Fishplates. Rails and— of steel and iron (for railways)	44, 54	308, 901	—	—	—	—	—	—	—	—	—	—	—
Fittings. Umbrella— " Pipes and—cast " (iron or steel)	50	528	—	—	—	—	—	—	—	—	—	—	—
" Tubas and—wrought " (iron or steel)	40	310	—	660	70	874	—	—	—	—	—	—	—
Flannel and linetteles :													
Grey	46	453	—	—	—	—	—	—	—	—	—	—	—
White	47	461	—	—	—	—	—	—	—	—	—	—	—
Coloured	47	460	—	—	—	—	—	—	—	—	—	—	—
Flax :													
Raw	48	404	64	765	—	—	—	—	—	—	—	—	—
Twist and yarn	48, 54	494, 965	—	766	—	—	—	—	—	—	—	—	—
Manufactures—													
Bags and sacks	48	495	64	766	—	—	—	—	—	—	—	—	—
Canvas	48, 54	495, 965	—	—	78	916	—	—	—	—	—	—	—
Piece goods	48, 54	495, 965	—	—	78	916	—	—	—	—	—	—	—
Thread, sewing	48	496	—	—	—	—	—	—	—	—	—	—	—
Other sorts	48, 54	496, 965	64	766	78	916	—	—	—	—	—	—	—
Floor-cloth. Oil-cloth and—	42	346	61	687	71	885	—	—	—	—	—	—	—
Flour mill machinery, Rice and— flour, rice	38	271	—	—	—	—	—	—	—	—	—	—	—
" wheat	33	185	57	612	—	—	—	—	—	—	—	—	—
" "	33	185	57	613	—	—	—	—	—	—	—	—	—
Fodder, Bran, and Pollards (excluding oilcake)	32	163	—	—	—	—	—	—	—	—	—	—	—
Rice bran	—	—	56	589	—	—	—	—	—	—	—	—	—
Other sorts of bran and pollards	—	—	56	589	—	—	—	—	—	—	—	—	—
Other sorts of fodder	—	—	56	590	—	—	—	—	—	—	—	—	—
Foods. Farinaceous—	43	388	—	—	—	—	—	—	—	—	—	—	—
Frankincense. Oilbanum or—	34	189	57	617	68	846	—	—	—	—	—	—	—
French chalk	29	108	—	—	—	—	—	—	—	—	—	—	—
Fruits and Vegetables :													
Fruits :													
Coconuts	33	164	57	591	68	886	—	—	—	—	—	—	—
Other sorts	33	164	57	591	68	886	—	—	—	—	—	—	—
Fresh vegetables of all kinds	33	165	—	—	—	—	—	—	—	—	—	—	—
Onions	—	—	57	592	—	—	—	—	—	—	—	—	—
Others	—	—	57	593	—	—	—	—	—	—	—	—	—
Fruits and Vegetables : dried, salted, etc.—													
Almonds	33	166	—	—	—	—	—	—	—	—	—	—	—
Currants and raisins	33	166	—	—	—	—	—	—	—	—	—	—	—
Dates	33	167	57	594	68	887	—	—	—	—	—	—	—
Other sorts	33	167	57	593	68	887	—	—	—	—	—	—	—
Fuel oils	41	337	—	—	—	—	—	—	—	—	—	—	—
" patent	31	136	—	—	—	—	—	—	—	—	—	—	—
Funnels, globes, and glass parts of lamps	33	177	—	—	—	—	—	—	—	—	—	—	—
Furniture and cabinetware :													
Bedsteads	33	170	—	—	—	—	—	—	—	—	—	—	—
Furniture of wood (other than bedsteads)	33	171	—	—	—	—	—	—	—	—	—	—	—
Furniture of other mate- rials (other than bedsteads)	33	172	57	596	68	839	—	—	—	—	—	—	—
Mouldings	33	173	—	—	—	—	—	—	—	—	—	—	—
Fuse, blasting	28	82	—	—	—	—	—	—	—	—	—	—	—
Galangal	—	—	56	575	—	—	—	—	—	—	—	—	—
Galvanised (iron or steel). Sheets and plates—	40	306	50	660	70	878	—	—	—	—	—	—	—
Gambler. Cutch and—	32	151	56	579	67	831	—	—	—	—	—	—	—
Games. Toys and requisites for—and sports	50	525	66	800	74	929	—	—	—	—	—	—	—
Gas engines	27	256	—	—	—	—	—	—	—	—	—	—	—
Gelatine	33	174	—	—	—	—	—	—	—	—	—	—	—
Gelatine dynamite	28	83	—	—	—	—	—	—	—	—	—	—	—
Generators	37	201	—	—</									

INDEX—continued

ARTICLES	IMPORTS		EXPORTS				ARTICLES	IMPORTS		EXPORTS			
	Abstract Tables	General Imports	INDIAN MERCHANDISE		FOREIGN MERCHANDISE			Abstract Tables	General Imports	INDIAN MERCHANDISE		FOREIGN MERCHANDISE	
			Abstract Tables	General Exports	Abstract Tables	General Exports				Abstract Tables	General Exports	Abstract Tables	General Exports
	Page	Page	Page	Page	Page	Page	Page	Page	Page	Page	Page	Page	Page
German-silver	40	296	—	—	—	—	Gums and Resins :						
Ghl	43	391	61	695	—	—	Arabic	34	188	57	617	68	845
Gin	33	242	—	—	—	—	Benjamin	34	188	57	617	68	846
Ginger	45	419	63	724	72	397	Dammer	34	188	—	—	—	—
Gingergrass oil	—	—	60	672	—	—	Olibanum or frankincense	34	189	57	617	68	846
Girders, Beams, pillars, — and bridge-work of iron or steel	40	301	—	—	—	—	Rosin	34	189	57	618	68	847
Glass and glassware	—	—	—	597	—	—	Other sorts	34	190	57	618	68	847
Bangles	33	175	—	—	—	—	Gunny bags (lute)	49	504	64	774	—	—
Beads and false pearls	33	175	—	—	68	840	„ cloth „	49	505	64	774	—	—
Bottles and phials :	52	944	—	—	68	841	Gunpowder, black	28	85	—	—	67	816
Sodawater bottles	33	176	—	—	—	—	„ smokeless	28	85	—	—	—	—
Others	33	176	—	—	—	—	Haberdashery and millinery:						
Funnels, globes, and glass parts of lamps	33	177	—	—	—	—	Lace and embroidery	48	497	—	—	—	—
Scientific glassware	33	178	—	—	—	—	Towels not in the piece	48	498	64	767	73	917
Sheet and plate	33	178	—	—	68	841	Other sorts	48	499	—	—	—	—
Tableware (including decan- ters, etc.)	33	178	—	—	—	—	Hair of all kinds	34	191	—	—	—	—
Other glassware	33, 52	179, 945	—	—	68	842	Hair, Manufactures of —	34	192	—	—	—	—
Glue	33	181	57	593	—	—	Hams, Bacon and —	43	382	—	—	—	—
Glow lamps, electric	35	209	—	—	—	—	Handkerchiefs and shawls in the piece (cotton)	—	—	63	748	72	906
Glycerine	30	119	—	—	—	—	Handkerchiefs	46	448	—	—	—	—
Goat skins (dressed or tanned)	—	—	59	641	—	—	Shawls	46	448	—	—	—	—
„ „ (raw)	—	—	58	625	—	—	Hardware and cutlery, including agricultural implements and plated- ware	52	946	57	619	—	—
Goats, sheep and	—	—	55	626	—	—	Hardware, excluding cutlery and electro-plated ware :						
Gold	994, 995, 1001	—	—	—	994, 995, 1002	—	Agricultural implements	34	192	—	—	—	—
Gold and silver plate (Jewellery)	36	227	58	632	69	856	Buckets of tinned or galvanised iron	34	192	—	—	—	—
„ „ „ thread	28	77	—	—	—	—	Builder's hardware, such as locks, etc.	34	193	—	—	—	—
Goods of silk mixed with other materials	49	508	65	787	78	920	Domestic hardware (other than enamelled ironware)	34	194	—	—	—	—
Grain, Pulse, and Flour :							Enamelled ironware	34	194	—	—	—	—
Barley	33	181	57	598	—	—	Gas mantles	34	195	—	—	—	—
Beans (dry)	33	181	57	601	—	—	Implements and tools (other than agricul- tural implements, etc.)	34	196	—	—	68	848
Gram	33	182	57	601	—	—	Lamps, metal	34	196	—	—	—	—
Jowar and bājra	33	182	57	599	—	—	„ glass	34	197	—	—	—	—
Lentils	—	—	57	602	—	—	Parts of lamps other than glass	34	198	—	—	—	—
Maize	—	—	57	600	—	—	Safes and strong boxes of metal	34	198	—	—	—	—
Oats	83	183	57	600	—	—	Stoves	34	199	—	—	—	—
Pulse, other sorts	33	183	57	603	—	—	Other sorts	34	199	—	—	—	—
Rice in the husk	33	184	57	606	—	—	Harmoniums, Organs and—	35	215	—	—	—	—
Rice not in the husk :							Harness, Saddlery and —	36, 52	234, 948	59	646	—	—
Bolled Rice	—	—	—	606	—	—	Hats, caps, bonnets, and hatter's ware	28	78	—	—	—	—
Cleaned rice	—	—	—	607	—	—	Hatter's ware, Hats, caps, bonnets, and —	28	78	—	—	—	—
Broken cleaned rice	—	—	—	609	—	—	Hay (included with "Fodder, etc.")	—	—	—	—	—	—
Other sorts	—	—	—	610	—	—	Hemp, manufactures of (excluding cordage) :						
Total rice not in the husk	33	184	57	611	68	844	Bags and sacks	49	501	—	—	—	—
„ flour	33	185	57	612	—	—	Cloth	49	502	64	768	73	919
Wheat	33	185	57	613	68	844	Other sorts	49	502	—	—	—	—
„ flour	33	185	57	613	—	—	„ raw	49	501	64	767	—	—
Other sorts	33	186	57	614	68	844	Hides and Skins, raw :						
Gram	33	182	57	601	—	—	Hides, raw :						
Graphite	42	348	61	608	—	—	Buffalo hides	—	—	57	621	—	—
Graphite crucibles	34	187	—	—	—	—	Cow hides	—	—	57	621	—	—
Grease	45	432	—	—	—	—	Calf skins	—	—	57	623	—	—
Groundnut cake	—	—	61	665	—	—	Other hides	—	—	57	624	—	—
„ oil	42	342	60	678	—	—							
„ seeds	44	406	62	710	—	—							
Guano, Fish manure and —	38	282	59	649	—	—							

INDEX—continued

ARTICLES	IMPORTS		EXPORTS				ARTICLES	IMPORTS		EXPORTS			
	Abstract Tables	General Imports	INDIAN MERCHANDISE		FOREIGN MERCHANDISE			Abstract Tables	General Imports	INDIAN MERCHANDISE		FOREIGN MERCHANDISE	
			Abstract Tables	General Exports	Abstract Tables	General Exports				Abstract Tables	General Exports	Abstract Tables	General Exports
Leathers and skins, raw—cont'd. Leathers, raw:	Page	Page	Page	Page	Page	Page	Page	Page	Page	Page	Page	Page	Page
Goatskins	34	202	58	625	—	850	35	213	—	—	—	—	—
Sheep skins			58	626									
Other skins			58	628									
Fittings of hides and skins (raw)	—	—	58	629	—	—	35	213	—	—	—	—	—
Leathers, tanned or dressed:													
Buffalo hides	36	230	58	627	—	857	35	213	—	—	—	—	—
Cow hides			58	634									
Calf skin			58	639									
Other hides			58	640									
High speed. Tool steel	40	317	—	—	—	—	—	—	—	—	—	—	—
Ropes and strips (iron or steel)	40, 58	302, 953	59	658	70	871	—	—	—	—	—	—	—
Ropes	34	204	—	—	69	850	—	—	—	—	—	69	861
Barley meal (see "Horns, etc.")	—	—	—	—	—	—	—	—	—	—	—	—	—
Flour, tips and pieces of corn, and Hommeal	34	204	58	629	69	850	—	—	—	—	—	69	852
Flour	28	75	56	563	67	813	—	—	—	—	—	69	852
Wool (cotton)	40, 54	450, 963	63	748	72	907	—	—	—	—	—	60	853
" (wool)	40, 54	514, 965	—	—	—	—	—	—	—	—	—	—	—
Household and laundry soap	44	413	—	—	—	—	—	—	—	—	—	—	—
Soap	—	—	56	580	—	—	—	—	—	—	—	—	—
" synthetic	32	158	—	—	—	—	—	—	—	—	—	—	—
Alloys, blocks, and bars (aluminium)	39	286	—	—	—	—	—	—	—	—	—	—	—
Alloys, blooms, billets, and slabs (steel)	40	318	—	—	—	—	—	—	—	—	—	—	—
" Tiles, — cakes, and bricks and slabs of unwrought copper	39	202	—	—	70	860	—	—	—	—	—	—	—
Instruments, apparatus, and appliances, and parts there- of:—	—	—	—	—	—	—	—	—	—	—	—	—	—
Electrical:	—	—	—	—	69	850	—	—	—	—	—	—	—
Electric fans and parts thereof	34	205	—	—	—	—	—	—	—	—	—	—	—
Electric wires and cables: Rubber, insu- lated	34	206	—	—	—	—	—	—	—	—	—	—	—
Insulations, other than rubber	34	206	—	—	—	—	—	—	—	—	—	—	—
Telegraph and telephone wires and cables	34	207	—	—	—	—	—	—	—	—	—	—	—
Bare Copper wire (Electrolytic)	34	207	—	—	—	—	—	—	—	—	—	—	—
Telegraph and telephone instruments, and apparatus	35	208	—	—	—	—	—	—	—	—	—	—	—
Electric carbons	35	210	—	—	—	—	—	—	—	—	—	—	—
Electric lamps and parts thereof:	—	—	—	—	—	—	—	—	—	—	—	—	—
Electric glow lamps	35	209	—	—	—	—	—	—	—	—	—	—	—
Other sorts	35	209	—	—	—	—	—	—	—	—	—	—	—
Batteries	35	210	—	—	—	—	—	—	—	—	—	—	—
Carbons, electric (includ- ing furnace electrodes)	35	210	—	—	—	—	—	—	—	—	—	—	—
Accumulators (including parts)	35	210	—	—	—	—	—	—	—	—	—	—	—
Condensers, electric	35	211	—	—	—	—	—	—	—	—	—	—	—
Electric bell apparatus (not telegraphic or telephonic)	35	211	—	—	—	—	—	—	—	—	—	—	—
Electric lighting, neces- saries and fittings (including switches)	35	211	—	—	—	—	—	—	—	—	—	—	—
Electrical instruments (other than telegraphic and telephonic):	—	—	—	—	—	—	—	—	—	—	—	—	—
Meters	35	212	—	—	—	—	—	—	—	—	—	—	—
Others	35	212	—	—	—	—	—	—	—	—	—	—	—
Electro-medical appara- tus (including X-ray apparatus)	35	212	—	—	—	—	—	—	—	—	—	—	—
Instruments, apparatus, etc. —cont'd.	—	—	—	—	—	—	—	—	—	—	—	—	—
Electrical—cont'd. Switch boards (other than telegraph and telephone)	35	213	—	—	—	—	—	—	—	—	—	—	—
Interior fittings	35	213	—	—	—	—	—	—	—	—	—	—	—
Electrical goods and apparatus not enu- merated	35	213	—	—	—	—	—	—	—	—	—	—	—
Musical:	52	946	58	630	—	—	—	—	—	—	—	—	—
Organs and Harmoniums, complete	35	215	—	—	—	—	—	—	—	—	—	—	—
Pianos and piano players, complete	35	216	—	—	—	—	—	—	—	—	—	—	—
Talking machines and accessories:	—	—	—	—	—	—	—	—	—	—	—	—	—
Talking Machines	35	216	—	—	—	—	—	—	—	—	—	69	861
Records	35	217	—	—	—	—	—	—	—	—	—	—	—
Accessories	35	217	—	—	—	—	—	—	—	—	—	—	—
Other sorts	35	218	—	—	—	—	—	—	—	—	—	69	852
Optical	35	220	—	—	—	—	—	—	—	—	—	69	852
Photographic	52	946	—	—	—	—	—	—	—	—	—	60	853
Cinematograph films	35	220	—	—	—	—	—	—	—	—	—	—	—
Photographic other than cinematograph films	35	221	—	—	—	—	—	—	—	—	—	—	—
Scientific and philosophical	35	222	—	—	—	—	—	—	—	—	—	—	—
Surgical	35	223	—	—	—	—	—	—	—	—	—	—	—
Other kinds	35, 52	224, 947	56	630	69	853	—	—	—	—	—	—	—
Iron (for details see under "Metals")	—	—	—	—	—	—	—	—	—	—	—	—	—
" or steel (for details see under "Metals")	—	—	—	—	—	—	—	—	—	—	—	—	—
Ironware. Enamelled	34	194	—	—	—	—	—	—	—	—	—	—	—
Ivory, unmanufactured	35	225	58	631	69	855	—	—	—	—	—	—	—
" manufactured	35	226	59	631	69	855	—	—	—	—	—	—	—
Jaconets (including Madapol- lans, Mulls, and Cambrics (Grey)	46	457	—	—	—	—	—	—	—	—	—	—	—
" Madapollans, Mulls, Cambrics and Muslins (White)	47	461	—	—	—	—	—	—	—	—	—	—	—
" (Coloured) (included with "Cambrics, etc.")	—	—	—	—	—	—	—	—	—	—	—	—	—
Jadestone	—	—	58	631	—	—	—	—	—	—	—	—	—
Jams and jellies	43	391	—	—	—	—	—	—	—	—	—	—	—
Japaneseware. Chinese and—	31	182	—	—	—	—	—	—	—	—	—	—	—
Jarrah wood	51	542	—	—	—	—	—	—	—	—	—	—	—
Jawar and bājra	33	182	57	590	—	—	—	—	—	—	—	—	—
Jeans. Drills and—	—	—	—	—	—	—	—	—	—	—	—	—	—
Grey	46	453	64	750	—	—	—	—	—	—	—	—	—
White	47	460	64	753	—	—	—	—	—	—	—	—	—
Coloured	47	468	64	757	—	—	—	—	—	—	—	—	—
Jellies. Jams and—	43	391	—	—	—	—	—	—	—	—	—	—	—
Jewellery, also plate of gold and silver:	—	—	—	—	—	—	—	—	—	—	—	—	—
Jewellery	36	226	58	632	69	856	—	—	—	—	—	—	—
Plate of gold and silver	36	227	58	632	69	856	—	—	—	—	—	—	—
Joint. Till or — (Sca- mum) oil	42	343	60	680	—	—	—	—	—	—	—	—	—
" Till or — seed	44	408	62	714	—	—	—	—	—	—	—	—	—
Jute—(Textile) machinery	39	276	—	—	—	—	—	—	—	—	—	—	—
" raw	49	503	64	769	—	—	—	—	—	—	—	—	—
" twist and yarn	49	503	64	770	—	—	—	—	—	—	—	—	—
" manufactures of:	—	—	—	—	—	—	—	—	—	—	—	—	—
Canvas	49	503	64	770	—	—	—	—	—	—	—	—	—
Gunny bags (Total)	49	504	64	774	—	—	—	—	—	—	—	—	—
Gunny cloth (Total)	49	505	65	779	—	—	—	—	—	—	—	—	—
Hessian gunny bags	—	—	64	778	—	—	—	—	—	—	—	—	—

INDEX—continued

ARTICLES	IMPORTS		EXPORTS				ARTICLES	IMPORTS		EXPORTS			
	Abstract Tables	General Imports	INDIAN MERCHANDISE		FOREIGN MERCHANDISE			Abstract Tables	General Imports	INDIAN MERCHANDISE		FOREIGN MERCHANDISE	
			Abstract Tables	General Exports	Abstract Tables	General Exports				Abstract Tables	General Exports	Abstract Tables	General Exports
	Page	Page	Page	Page	Page	Page	Page	Page	Page	Page	Page	Page	Page
Jute—manufacture of— <i>contd.</i>	—	—	65	777	—	—	Leather tanning and curing machinery	37	267	—	—	—	—
Hessian gunny cloth	—	—	65	781	—	—	Lemon oil	41	235	—	—	—	—
Rope and twine	49	505	64	771	—	—	Lemongrass oil	—	—	60	671	—	—
Sacking gunny bags	—	—	65	776	—	—	Lentils	—	—	57	602	—	—
Sacking gunny cloth	—	—	65	762	—	—	Lime, Chalk and — (excluding French chalk)	20	103	56	560	—	—
Other kinds	49	505	65	762	—	—	Linseed cake	—	—	61	686	—	—
Kapok	—	—	63	739	—	—	Linseed oil	42	343	60	678	71	834
Kernel or copra, Coconut—	44	405	62	709	—	—	" seed	44	406	62	711	—	—
Kerosene oil (in bulk)	41	338	60	675	71	882	Liqueurs	36	242	—	—	—	—
" (in tins)	41	338	—	—	—	—	Liquors :	—	—	—	—	—	—
Keys, Sleepers and — of steel and iron (Railway)	44, 54	308, 961	—	—	—	—	Ale, beer, and porter :	53	948	—	—	69	851
Knitting, Sewing and — machines	38	272	—	—	—	—	Ale and beer : } in bottle	30	238	—	—	—	—
" — Parts of sewing and — machines	38	272	—	—	—	—	in bulk	30	238	—	—	—	—
" wool, Yarn and —	49	512	—	—	—	—	Stout and porter : in bottle	36	239	—	—	—	—
Lac :	—	—	—	—	—	—	in bulk	36	239	—	—	—	—
Button	36	229	58	633	—	—	Cider and other fermented liquors	36	240	—	—	69	859
Seed	36	229	58	633	—	—	Spirit—	—	—	—	—	—	—
Shell	36	229	58	634	—	—	Brandy	36	241	—	—	69	859
Stick	36	229	58	635	—	—	Gin	36	242	—	—	—	—
Other kinds (excluding Lac-dye)	36	229	58	635	—	—	Liqueurs	36	242	—	—	—	—
Lace and embroidery (haberdashery)	43	497	—	—	—	—	Rum	36	243	—	—	—	—
Lace and patent net (cotton)	46	452	—	—	72	908	Whisky	36	244	59	648	69	859
Lacquered-ware of Foreign manufacture (included with " Chinese and Japanese ware, etc.")	—	—	—	—	—	—	Spirit, present in drugs, medicines, or chemicals	36	244	—	—	—	—
Lacquered-ware of Indian manufacture	—	—	58	637	—	—	Spirit, perfumed	36	245	—	—	—	—
Lametta	28	78	—	—	—	—	" methylated	36	246	—	—	—	—
Lamps, Glow	35	205	—	—	—	—	Other sorts of spirit	36	246	—	—	69	860
" glass	34	197	—	—	—	—	Wines—	—	—	—	—	—	—
" metal	34	196	—	—	—	—	Champagne and other sparkling wines	37	248	—	—	70	861
Lard	48	392	61	690	—	—	Port	37	249	—	—	70	862
Launches and boats (included with " Ships, etc.")	—	—	—	—	—	—	Still red wines other than port	37	249	—	—	70	862
Laundry soap, Household and —	44	413	—	—	—	—	Sherry, Madeira, and Marsala	37	250	—	—	70	862
Lavender oil	41	335	—	—	—	—	Still white wines (other than Sherry, Madeira, and Marsala)	37	251	—	—	70	862
Lead (for details see under " Metals ")	—	—	—	—	—	—	Other sorts (including Vermouth and ginger wine)	37	251	—	—	70	863
Leather—	—	—	—	—	—	—	Other sorts of liquors	—	—	69	648	—	—
Artificial leather	36	232	—	—	—	—	Lithographing materials, Printing and — (excluding paper) (see " Printing and Lithographing machinery, etc.")	—	—	—	—	—	—
Hides, tanned or dressed :	—	—	—	—	—	—	Locomotive engines and tenders (railway) and parts thereof	44, 54	397, 960	—	—	—	—
Buffalo hides	—	—	58	637	—	—	Locomotives (excluding those for railways)	—	—	—	—	70	864
Cow hides	—	—	58	638	—	—	For details see under " machinery "	—	—	—	—	—	—
Calf skins	36	230	—	639	—	857	Longcloth and Shirtings :	—	—	—	—	—	—
Other hides	—	—	58	640	—	—	Grey	46	454	61	751	—	—
Leather, cloth	36	231	—	—	—	—	White	47	462	64	754	—	—
" belting	23	90	59	646	—	—	Lubricating oils :	—	—	—	—	—	—
Skins, tanned or dressed :	—	—	—	—	—	—	Batching oils	41	339	—	—	—	—
Goat skins	—	—	59	641	—	—	Other lubricating oils	41	339	—	—	—	—
Sheep skins	36	230	59	641	69	857	Machinery and Millwork :	—	—	—	—	—	—
Other skins	—	—	59	642	—	—	—	—	—	—	—	—	—
Unwrought	36, 52	231, 948	50	644	69	857	—	—	—	—	—	—	—
Manufactures (excluding boots and shoes and belting for machinery) :	—	—	—	—	—	—	—	—	—	—	—	—	—
Bags and trunks	36	232	59	645	—	—	—	—	—	—	—	—	—
Pickers	36	233	—	—	—	—	—	—	—	—	—	—	—
Pickling bands and straps	36	233	—	—	—	—	—	—	—	—	—	—	—
Roller skins	36	234	—	—	—	—	—	—	—	—	—	—	—
Saddlery and harness	26, 52	234, 948	59	646	—	—	—	—	—	—	—	—	—
Other sorts	36, 52	234, 948	59	646	—	—	—	—	—	—	—	—	—

INDEX—continued

ARTICLES	IMPORTS		EXPORTS				ARTICLES	IMPORTS		EXPORTS			
	Abstract Tables	General Imports	INDIAN MERCHANDISE		FOREIGN MERCHANDISE			Abstract Tables	General Imports	INDIAN MERCHANDISE		FOREIGN MERCHANDISE	
			Abstract Tables	General Exports	Abstract Tables	General Exports				Abstract Tables	General Exports	Abstract Tables	General Exports
Page	Page	Page	Page	Page	Page	Page	Page	Page	Page	Page	Page	Page	
Mineral manures, Artificial and — (For details see under "Manures.")													
Mining machinery :													
Coal	38	268	—	—	—	—							
Other sorts	38	269	—	—	—	—							
Mixed or yellow metal, for sheathing	30	289	50	654	70	808							
Monazite	—	—	60	670	—	—							
Molasses	45	423	63	732	—	—							
Motor cars	51	534	—	—	—	—							
" cycles	51	535	—	—	—	—							
" Omnibuses, etc.	51	536	—	—	—	—							
" (machinery)	38	261	—	—	—	—							
Mouldings	38	173	—	—	—	—							
Mowra or mowra seed	—	—	62	712	—	—							
Mulls (white)	47	463	—	—	—	—							
Mulls (grey) (included with "Jaconets, etc.")													
" (coloured) (included with "Cambrics, etc.")													
Musical instruments	52	946	58	630	—	851							
Muslins (coloured) (included with "Cambrics, etc.")													
" (white) (included with "Jaconets, etc.")													
Mustard seed	44	407	62	713	—	—							
" or rapa oil	42	343	60	679	—	—							
Myrobalan extracts	32	154	—	582	—	—							
Myrobalans	—	—	56	581	—	—							
Nails, rivets, and washers of iron or steel	40, 53	32, 953	59	659	70	872							
Nainsooks (white)	47	463	—	—	—	—							
Naphthalene	30	117	—	—	—	—							
Natural science. Specimens illustrative of	45	416	62	721	72	895							
Net. Lace and patent (cotton)	46	452	—	—	73	909							
News printing paper	42	359	—	—	—	—							
Ngapi. Fish, wet, salted	32	62	50	582	—	—							
Niger seed	—	—	62	713	—	—							
Nitrate of soda	38	31	—	—	—	—							
Nitric acid	20	10	—	—	—	—							
Noils. Silk yarn, —, and warps	40	3	—	—	73	920							
Note and letter paper	42	11	—	—	—	—							
Notes, Currency	1000, 1007	—	—	—	1000, 1007	—							
Nutmegs	45	—	68	725	73	807							
Nuts. Bolts and — (iron or steel)	40	3	—	—	—	—							
Nux vomica (Strychnia)	—	—	56	576	—	—							
Oats	33	1	57	600	—	—							
Oilcakes :													
Castor cake			61	634	—	—							
Coconut cake (Punac)			61	634	—	—							
Cotton cake			61	635	—	—							
Groundnut cake	42	3	—	635	—	—							
Linseed cake			—	636	—	—							
Rapa and Sesamum cake			61	636	—	—							
Others			61	637	71	886							
Oil-cloth and floor-cloth	42	94	—	—	—	—							
Oil crushing and refining machinery	38	27	—	—	—	—							
Oil-engines (locomotives)	38	253	—	—	—	—							
" (other than locomotives)	38	257	—	—	—	—							
Oils :													
Animal :													
Fish oil	41	332	—	—	—	—			60	670	71	88	
Other kinds	41	332	—	—	—	—			—	—	—	—	
Essential :	—	—	—	—	—	—			—	—	71	88	
Synthetic	41	313	—	—	—	—			—	—	—	—	
Natural :													
Almond	41	333	—	—	—	—			—	—	—	—	
Bergamot	41	333	—	—	—	—			—	—	—	—	
Cajuputi	41	334	—	—	—	—			—	—	—	—	
Camphor	41	334	—	—	—	—			—	—	—	—	
Cassia	—	—	60	671	—	—			—	—	—	—	
Cinnamon	—	—	60	672	—	—			—	—	—	—	
Citronella	—	—	60	672	—	—			—	—	—	—	
Cloves	41	334	—	—	—	—			—	—	—	—	
Dill	41	334	—	—	—	—			—	—	—	—	
Eucalyptus	41	335	—	—	—	—			—	—	—	—	
Ginger grass	—	—	60	672	—	—			—	—	—	—	
Lavender	41	335	—	—	—	—			—	—	—	—	
Lemon	41	335	—	—	—	—			—	—	—	—	
Lemon grass	—	—	60	671	—	—			—	—	—	—	
Otto Rose	41	335	—	—	—	—			—	—	—	—	
Palma Rosa	—	—	60	672	—	—			—	—	—	—	
Peppermint	41	336	—	—	—	—			—	—	—	—	
Rosa	—	—	60	672	—	—			—	—	—	—	
Sandalwood	—	—	60	671	—	—			—	—	—	—	
Thymol	—	—	60	672	—	—			—	—	—	—	
Other sorts	41	336	60	673	—	—			—	—	—	—	
Mineral :													
Dangerous petroleum flashing below 76°F.	—	—	—	—	—	—			—	—	—	—	
Benzine and petrol	—	—	60	675	—	—			—	—	—	—	
Fuel oils	41	337	—	—	—	—			—	—	—	—	
Kerosene (in bulk)	41	338	—	—	—	—			60	675	71	88	
" (in tins)	41	338	—	—	—	—			—	—	—	—	
Lubricating oils :													
Batching oils	41	339	—	—	—	—			—	—	—	—	
Other lubricating oils	41	339	—	—	—	—			—	—	—	—	
Petroleum :													
Dangerous flashing below 76°F.—Benzine, Benzol, Petrol, and other motor spirits	42	340	—	—	—	—			—	—	—	—	
Paints, solutions, and compositions, flashing below 76°F.	42	340	—	—	—	—			—	—	—	—	
Other kinds	42	340	60	675	71	88			—	—	—	—	
Vegetable, non-essential :													
Castor	42	341	60	670	—	—			—	—	—	—	
Coconut	42	342	60	677	—	—			—	—	—	—	
Cotton seed	42	342	60	677	—	—			—	—	—	—	
Groundnut	42	342	60	678	—	—			—	—	—	—	
Linseed	42	343	60	678	—	—			—	—	—	—	
Mustard or rapa	42	343	60	679	—	—			—	—	—	—	
Sesamum (til or jini),	42	343	60	679	—	—			—	—	—	—	
Tung oil	42	343	60	680	71	884			—	—	—	—	
Other sorts	42	343	60	687	—	—			—	—	—	—	
Oilcakes	42	363	—	—	—	—			—	—	—	—	
Old newspapers	34	189	57	617	68	84			—	—	—	—	
Olibanum or frankincense	51	536	—	—	—	—			—	—	—	—	
Omnibuses	—	—	57	592	—	—			—	—	—	—	
Opium	42	347	61	687	—	—			—	—	—	—	

INDEX—continued

ARTICLES	IMPORTS		EXPORTS				ARTICLES	IMPORTS		EXPORTS			
	Abstract Tables	General Imports	INDIAN MERCHANDISE		FOREIGN MERCHANDISE			Abstract Tables	General Imports	INDIAN MERCHANDISE		FOREIGN MERCHANDISE	
			Abstract Tables	General Exports	Abstract Tables	General Exports				Abstract Tables	General Exports	Abstract Tables	General Exports
	Page	Page	Page	Page	Page	Page	Page	Page	Page	Page	Page	Page	
Optical instruments . . .	35	220	—	—	63	852	Paper—contd.						
Ore :							Writing paper in large sheets . . .	42	361				
Chromite	—	—	59	655	—	—	Note and letter paper and envelopes . . .	42	54	361	363	—	—
Iron	40	296	—	656	—	—	Old newspaper in bales and bags . . .	42	—	363	—	—	—
Lead	41	310	—	—	71	377	Other kinds of paper . . .	42, 54	363, 358	61	680	71	887
Manganese	—	—	60	663	—	—	Pastboard, millboard, and cardboard of all kinds . . .	54	958	61	600	71	888
Tin	—	—	60	663	—	—	Straw boards	43	366	—	—	—	—
Wolfram	—	—	60	664	—	—	Other kinds	43	367	—	—	—	—
Unenumerated	41, 53	320, 957	60	665	71	881	Manufactures of pasteboard, millboard and cardboard . . .	43	367	—	—	—	—
Organs and Harmoniums . . .	35	216	—	—	—	—	Paper making materials :						
Ornamental wood (for details see under "Wood")							Pulp of wood	43	370	—	—	—	—
Other textiles—							Rags	43	370	61	600	—	—
Manufactured	49	519	—	—	—	—	Other materials	—	—	61	600	—	—
Raw	49	519	—	—	—	—	Paraffin wax	43	370	61	691	—	—
Otto rose oil	41	335	—	—	—	—	Parasols (included with "Umbrellas")						
Oxalic acid	30	110	—	—	—	—	Parts of carriages	50	531	55	802	—	—
Packing, Engine and Boiler — of all kinds	42	347	—	—	—	—	" clocks and watches	31	131	—	—	67	824
Packing paper	42	353	—	—	—	—	" cycles	50	581	—	—	—	—
Paints and Painters' materials :							" lamps (other than glass)	34	193	—	—	—	—
Paints and Colours :					71	885	" Mechanically propelled vehicles	51	577	—	—	—	—
Barytes	42	347	—	—	—	—	" sewing and knitting machines	38	22	—	—	—	—
Blue Paint or Paris Blue	42	343	—	—	—	—	" typewriters and accessories	39	28	—	—	—	—
Enamels prepared	42	318	—	—	—	—	Pasteboard, millboard, and cardboard of all kinds . . .	54	98	61	600	71	888
Graphite	42	346	61	688	—	—	Patent fuel	31	130	—	—	—	—
Red lead :							" medicines, Proprietary and —	32	116	—	—	—	—
Genuine, dry	42	340	—	—	—	—	" net, Lace and — (cotton)	46	52	—	—	72	91
Reduced, "	42	349	—	—	—	—	Pearls, (unset)	43	37	61	693	71	88
White lead :							" Beads and false —	33	75	—	—	63	84
Genuine, dry	42	350	—	—	—	—	Penells	45	222	—	—	—	—
" moist	42	350	—	—	—	—	Pepper	45	119	63	725	72	81
Reduced, dry	42	350	—	—	—	—	Peppermint oil	41	386	—	—	—	—
" moist	42	351	—	—	—	—	Perambulators and children's go-carts, Parts of—	50	531	—	—	—	—
Zinc, white :							Perfumed spirit	36	245	—	—	—	—
Genuine, dry	42	351	—	—	—	—	Perfumery :	43	371	—	—	71	88
" moist	42	352	—	—	—	—	Musk	—	—	61	691	—	—
Reduced, dry	42	352	—	—	—	—	All other sorts	—	—	61	691	—	—
" moist	42	352	—	—	—	—	Petroleum (for details see under "Oils")						
Other sorts	42	353	61	688	—	—	Petroleum, dangerous, flashing below 76° F.—Benzine, Benzol, Petrol, and other motor spirit	42	310	60	676	—	—
Painters' materials :			61	689	—	—	Phials—see under "Bottles"						
Turpentine :							Philosophical, Scientific and — Instruments	35	222	—	—	—	—
Genuine turpentine	42	355	—	—	—	—	Photographic apparatus and appliances	52	946	—	—	60	8
Turpentine substitute	42	355	—	—	—	—	Photographic other than cinematograph films	35	221	—	—	—	—
Varnish	42	355	—	—	—	—	Photographs and picture postcards	43	380	—	—	—	—
other kinds	42	356	—	—	—	—	Pianos and Piano players	35	216	—	—	—	—
Packing Asbestos—							Pickles, chutnies and condiments	—	—	61	606	—	—
Paints, solutions, and compositions (flashing below 76° F.)	42	340	—	—	—	—	Pickles, chutnies, sauces, and condiments	44	393	—	—	—	—
Palmarosa oil	—	—	60	672	—	—	Picture postcards, Photographs and —	43	380	—	—	—	—
Paper mill machinery	36	270	—	—	—	—							
Paper and pasteboard :													
Paper :													
Packing paper	42	368	—	—	—	—							
Paper manufactures	42	364	—	—	—	—							
Printing paper	54	958	61	689	71	886							
News printing	42	359	—	—	—	—							
Other sorts	42	359	—	—	—	—							
Writing paper and envelopes	—	—	—	—	—	867							